



# Full wwPDB X-ray Structure Validation Report

Jun 16, 2014 – 09:08 PM BST

PDB ID : 4V9N  
Title : Crystal structure of the 70S ribosome bound with the Q253P mutant of release factor RF2.  
Authors : Santos, N.; Zhu, J.; Donohue, J.P.; Korostelev, A.A.; Noller, H.F.  
Deposited on : 2013-04-26  
Resolution : 3.40 Å(reported)

This is a full wwPDB validation report for a publicly released PDB entry.  
We welcome your comments at [validation@mail.wwpdb.org](mailto:validation@mail.wwpdb.org)  
A user guide is available at <http://wwpdb.org/ValidationPDFNotes.html>

---

The following versions of software and data (see [references](#)) were used in the production of this report:

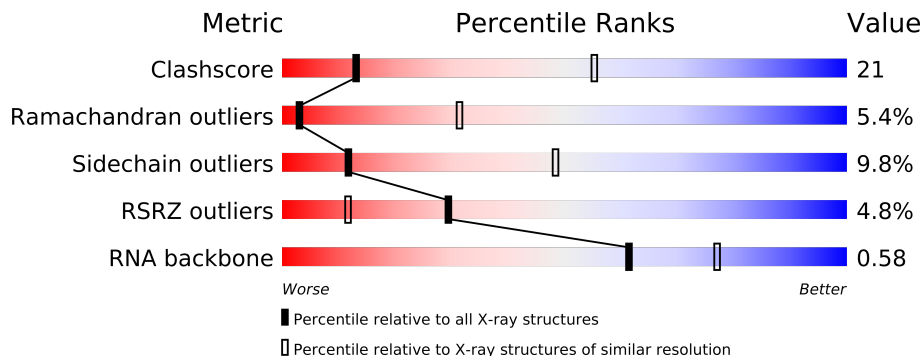
MolProbity : 4.02b-467  
Mogul : 1.16 November 2013  
Xtriage (Phenix) : dev-1323  
EDS : stable23397  
Percentile statistics : 21963  
Refmac : 5.8.0049  
CCP4 : 6.3.0 (Settle)  
Ideal geometry (proteins) : Engh & Huber (2001)  
Ideal geometry (DNA, RNA) : Parkinson et. al. (1996)  
Validation Pipeline (wwPDB-VP) : stable23397



# 1 Overall quality at a glance

The reported resolution of this entry is 3.40 Å.

Percentile scores (ranging between 0-100) for global validation metrics of the entry are shown in the following graphic. The table shows the number of entries on which the scores are based.



Metric	Whole archive (#Entries)	Similar resolution (#Entries, resolution range(Å))
Clashscore	79885	1214 (3.50-3.30)
Ramachandran outliers	78287	1177 (3.50-3.30)
Sidechain outliers	78261	1177 (3.50-3.30)
RSRZ outliers	66119	1017 (3.52-3.28)
RNA backbone	1838	1002 (4.02-2.76)

The table below summarises the geometric issues observed across the polymeric chains and their fit to the electron density. The red, orange, yellow and green segments on the lower bar indicate the fraction of residues that contain outliers for  $\geq 3$ , 2, 1 and 0 types of geometric quality criteria. The upper red bar (where present) indicates the fraction of residues that have poor fit to the electron density.

Mol	Chain	Length	Quality of chain
1	AA	1504	
1	CA	1504	
2	AV	10	
2	CV	10	
3	AW	77	
3	CW	77	
4	AY	362	
4	CY	362	
5	AB	234	
5	CB	234	
6	AC	206	
6	CC	206	
7	AD	208	
7	CD	208	

Continued on next page...



Continued from previous page...

Mol	Chain	Length	Quality of chain
8	AE	151	
8	CE	151	
9	AF	101	
9	CF	101	
10	AG	155	
10	CG	155	
11	AH	138	
11	CH	138	
12	AI	127	
12	CI	127	
13	AJ	98	
13	CJ	98	
14	AK	114	
14	CK	114	
15	AL	122	
15	CL	122	
16	AM	117	
16	CM	117	
17	AN	60	
17	CN	60	
18	AO	88	
18	CO	88	
19	AP	83	
19	CP	83	
20	AQ	99	
20	CQ	99	
21	AR	70	
21	CR	70	
22	AS	78	
22	CS	78	
23	AT	99	
23	CT	99	
24	AU	24	
24	CU	24	
25	BA	2879	
25	DA	2879	
26	BB	119	
26	DB	119	
27	BD	271	
27	DD	271	
28	BE	204	
28	DE	204	

Continued on next page...



Continued from previous page...

Mol	Chain	Length	Quality of chain
29	BF	202	
29	DF	202	
30	BG	181	
30	DG	181	
31	BH	159	
31	DH	159	
32	BI	145	
32	DI	145	
33	BK	147	
33	DK	147	
34	BN	137	
34	DN	137	
35	BO	122	
35	DO	122	
36	BP	146	
36	DP	146	
37	BQ	134	
37	DQ	134	
38	BR	117	
38	DR	117	
39	BS	98	
39	DS	98	
40	BT	137	
40	DT	137	
41	BU	117	
41	DU	117	
42	BV	101	
42	DV	101	
43	BW	112	
43	DW	112	
44	BX	92	
44	DX	92	
45	BY	100	
45	DY	100	
46	BZ	187	
46	DZ	187	
47	B0	76	
47	D0	76	
48	B1	88	
48	D1	88	
49	B2	62	
49	D2	62	

Continued on next page...



Continued from previous page...

Mol	Chain	Length	Quality of chain
50	B3	59	<div><div></div></div>
50	D3	59	<div><div></div></div>
51	B4	30	<div><div></div></div>
51	D4	30	<div><div></div></div>
52	B5	52	<div><div></div></div>
52	D5	52	<div><div></div></div>
53	B6	44	<div><div></div></div>
53	D6	44	<div><div></div></div>
54	B7	48	<div><div></div></div>
54	D7	48	<div><div></div></div>
55	B8	63	<div><div></div></div>
55	D8	63	<div><div></div></div>



## 2 Entry composition

There are 57 unique types of molecules in this entry. The entry contains 294074 atoms, of which 0 are hydrogen and 0 are deuterium.

In the tables below, the ZeroOcc column contains the number of atoms modelled with zero occupancy, the AltConf column contains the number of residues with at least one atom in alternate conformation and the Trace column contains the number of residues modelled with at most 2 atoms.

- Molecule 1 is a RNA chain called 16S rRNA (1504-MER).

Mol	Chain	Residues	Atoms					ZeroOcc	AltConf	Trace
1	AA	1504	Total	C	N	O	P	0	0	0
			32332	14391	5994	10444	1503			
1	CA	1504	Total	C	N	O	P	0	0	0
			32332	14391	5994	10444	1503			

- Molecule 2 is a RNA chain called messenger RNA (5'-R(\*AP\*AP\*UP\*GP\*UP\*AP\*G)-3').

Mol	Chain	Residues	Atoms					ZeroOcc	AltConf	Trace
2	AV	10	Total	C	N	O	P	0	0	0
			214	98	44	63	9			
2	CV	10	Total	C	N	O	P	0	0	0
			214	98	44	63	9			

- Molecule 3 is a RNA chain called P-site tRNA-fMet.

Mol	Chain	Residues	Atoms					ZeroOcc	AltConf	Trace
3	AW	77	Total	C	N	O	P	0	0	0
			1640	732	297	535	76			
3	CW	77	Total	C	N	O	P	0	0	0
			1640	732	297	535	76			

- Molecule 4 is a protein called Bacterial peptide chain release factor 2 (RF-2).

Mol	Chain	Residues	Atoms					ZeroOcc	AltConf	Trace
4	AY	362	Total	C	N	O	S	0	0	0
			2874	1794	517	555	8			
4	CY	362	Total	C	N	O	S	0	0	0
			2874	1794	517	555	8			

There are 2 discrepancies between the modelled and reference sequences:



Chain	Residue	Modelled	Actual	Comment	Reference
AY	253	PRO	GLN	ENGINEERED MUTATION	UNP Q72GJ6
CY	253	PRO	GLN	ENGINEERED MUTATION	UNP Q72GJ6

- Molecule 5 is a protein called 30S ribosomal protein S2.

Mol	Chain	Residues	Atoms					ZeroOcc	AltConf	Trace
5	AB	234	Total	C	N	O	S	0	0	0
			1901	1213	341	342	5			
5	CB	234	Total	C	N	O	S	0	0	0
			1901	1213	341	342	5			

- Molecule 6 is a protein called 30S ribosomal protein S3.

Mol	Chain	Residues	Atoms					ZeroOcc	AltConf	Trace
6	AC	206	Total	C	N	O	S	0	0	0
			1613	1016	314	282	1			
6	CC	206	Total	C	N	O	S	0	0	0
			1613	1016	314	282	1			

- Molecule 7 is a protein called 30S ribosomal protein S4.

Mol	Chain	Residues	Atoms					ZeroOcc	AltConf	Trace
7	AD	208	Total	C	N	O	S	0	0	0
			1703	1066	339	291	7			
7	CD	208	Total	C	N	O	S	0	0	0
			1703	1066	339	291	7			

- Molecule 8 is a protein called 30S ribosomal protein S5.

Mol	Chain	Residues	Atoms					ZeroOcc	AltConf	Trace
8	AE	151	Total	C	N	O	S	0	0	0
			1156	729	218	205	4			
8	CE	151	Total	C	N	O	S	0	0	0
			1156	729	218	205	4			

- Molecule 9 is a protein called 30S ribosomal protein S6.

Mol	Chain	Residues	Atoms					ZeroOcc	AltConf	Trace
9	AF	101	Total	C	N	O	S	0	0	0
			843	531	155	154	3			
9	CF	101	Total	C	N	O	S	0	0	0
			843	531	155	154	3			



- Molecule 10 is a protein called 30S ribosomal protein S7.

Mol	Chain	Residues	Atoms					ZeroOcc	AltConf	Trace
10	AG	155	Total	C	N	O	S	0	0	0
			1257	781	252	218	6			
10	CG	155	Total	C	N	O	S	0	0	0
			1257	781	252	218	6			

- Molecule 11 is a protein called 30S ribosomal protein S8.

Mol	Chain	Residues	Atoms					ZeroOcc	AltConf	Trace
11	AH	138	Total	C	N	O	S	0	0	0
			1116	705	215	193	3			
11	CH	138	Total	C	N	O	S	0	0	0
			1116	705	215	193	3			

- Molecule 12 is a protein called 30S ribosomal protein S9.

Mol	Chain	Residues	Atoms				ZeroOcc	AltConf	Trace
12	AI	127	Total	C	N	O	0	0	0
			1011	639	198	174			
12	CI	127	Total	C	N	O	0	0	0
			1011	639	198	174			

- Molecule 13 is a protein called 30S ribosomal protein S10.

Mol	Chain	Residues	Atoms					ZeroOcc	AltConf	Trace
13	AJ	98	Total	C	N	O	S	0	0	0
			795	499	156	139	1			
13	CJ	98	Total	C	N	O	S	0	0	0
			795	499	156	139	1			

- Molecule 14 is a protein called 30S ribosomal protein S11.

Mol	Chain	Residues	Atoms					ZeroOcc	AltConf	Trace
14	AK	114	Total	C	N	O	S	0	0	0
			843	522	159	159	3			
14	CK	114	Total	C	N	O	S	0	0	0
			843	522	159	159	3			

- Molecule 15 is a protein called 30S ribosomal protein S12.



Mol	Chain	Residues	Atoms					ZeroOcc	AltConf	Trace
15	AL	122	Total	C	N	O	S	0	0	0
			957	603	193	160	1			
15	CL	122	Total	C	N	O	S	0	0	0
			957	603	193	160	1			

- Molecule 16 is a protein called 30S ribosomal protein S13.

Mol	Chain	Residues	Atoms					ZeroOcc	AltConf	Trace
16	AM	117	Total	C	N	O	S	0	0	0
			934	577	192	163	2			
16	CM	117	Total	C	N	O	S	0	0	0
			934	577	192	163	2			

- Molecule 17 is a protein called 30S ribosomal protein S14.

Mol	Chain	Residues	Atoms					ZeroOcc	AltConf	Trace
17	AN	60	Total	C	N	O	S	0	0	0
			492	312	104	72	4			
17	CN	60	Total	C	N	O	S	0	0	0
			492	312	104	72	4			

- Molecule 18 is a protein called 30S ribosomal protein S15.

Mol	Chain	Residues	Atoms					ZeroOcc	AltConf	Trace
18	AO	88	Total	C	N	O	S	0	0	0
			734	459	147	126	2			
18	CO	88	Total	C	N	O	S	0	0	0
			734	459	147	126	2			

- Molecule 19 is a protein called 30S ribosomal protein S16.

Mol	Chain	Residues	Atoms					ZeroOcc	AltConf	Trace
19	AP	83	Total	C	N	O	S	0	0	0
			701	443	139	118	1			
19	CP	83	Total	C	N	O	S	0	0	0
			701	443	139	118	1			

- Molecule 20 is a protein called 30S ribosomal protein S17.

Mol	Chain	Residues	Atoms					ZeroOcc	AltConf	Trace
20	AQ	99	Total	C	N	O	S	0	0	0
			824	528	152	142	2			

*Continued on next page...*



*Continued from previous page...*

Mol	Chain	Residues	Atoms					ZeroOcc	AltConf	Trace
20	CQ	99	Total	C	N	O	S	0	0	0
			824	528	152	142	2			

- Molecule 21 is a protein called 30S ribosomal protein S18.

Mol	Chain	Residues	Atoms					ZeroOcc	AltConf	Trace
21	AR	70	Total	C	N	O		0	0	0
			574	367	112	95				
21	CR	70	Total	C	N	O		0	0	0
			574	367	112	95				

- Molecule 22 is a protein called 30S ribosomal protein S19.

Mol	Chain	Residues	Atoms					ZeroOcc	AltConf	Trace
22	AS	78	Total	C	N	O	S	0	0	0
			630	403	114	111	2			
22	CS	78	Total	C	N	O	S	0	0	0
			630	403	114	111	2			

- Molecule 23 is a protein called 30S ribosomal protein S20.

Mol	Chain	Residues	Atoms					ZeroOcc	AltConf	Trace
23	AT	99	Total	C	N	O	S	0	0	0
			762	469	162	129	2			
23	CT	99	Total	C	N	O	S	0	0	0
			762	469	162	129	2			

- Molecule 24 is a protein called 30S ribosomal protein Thx.

Mol	Chain	Residues	Atoms				ZeroOcc	AltConf	Trace
24	AU	24	Total	C	N	O	0	0	0
			209	128	50	31			
24	CU	24	Total	C	N	O	0	0	0
			209	128	50	31			

- Molecule 25 is a RNA chain called 23S ribosomal RNA.

Mol	Chain	Residues	Atoms					ZeroOcc	AltConf	Trace
25	BA	2789	Total	C	N	O	P	0	0	0
			60059	26734	11225	19312	2788			
25	DA	2789	Total	C	N	O	P	0	0	0
			60059	26734	11225	19312	2788			



There are 8 discrepancies between the modelled and reference sequences:

Chain	Residue	Modelled	Actual	Comment	Reference
BA	276	C	A	CONFLICT	GB AE017221.1
BA	277	A	C	CONFLICT	GB AE017221.1
BA	1141A	U	C	CONFLICT	GB AE017221.1
BA	2825	U	G	CONFLICT	GB AE017221.1
DA	276	C	A	CONFLICT	GB AE017221.1
DA	277	A	C	CONFLICT	GB AE017221.1
DA	1141A	U	C	CONFLICT	GB AE017221.1
DA	2825	U	G	CONFLICT	GB AE017221.1

- Molecule 26 is a RNA chain called 5S ribosomal RNA.

Mol	Chain	Residues	Atoms					ZeroOcc	AltConf	Trace
26	BB	119	Total	C	N	O	P	0	0	0
			2551	1136	471	826	118			
26	DB	119	Total	C	N	O	P	0	0	0
			2551	1136	471	826	118			

- Molecule 27 is a protein called 50S ribosomal protein L2.

Mol	Chain	Residues	Atoms					ZeroOcc	AltConf	Trace
27	BD	271	Total	C	N	O	S	0	0	0
			2105	1329	416	357	3			
27	DD	271	Total	C	N	O	S	0	0	0
			2105	1329	416	357	3			

- Molecule 28 is a protein called 50S ribosomal protein L3.

Mol	Chain	Residues	Atoms					ZeroOcc	AltConf	Trace
28	BE	204	Total	C	N	O	S	0	0	0
			1564	988	299	271	6			
28	DE	204	Total	C	N	O	S	0	0	0
			1564	988	299	271	6			

- Molecule 29 is a protein called 50S ribosomal protein L4.

Mol	Chain	Residues	Atoms					ZeroOcc	AltConf	Trace
29	BF	202	Total	C	N	O	S	0	0	0
			1587	1011	297	276	3			
29	DF	202	Total	C	N	O	S	0	0	0
			1587	1011	297	276	3			



- Molecule 30 is a protein called 50S ribosomal protein L5.

Mol	Chain	Residues	Atoms					ZeroOcc	AltConf	Trace
30	BG	181	Total	C	N	O	S	0	0	0
			1475	943	268	260	4			
30	DG	181	Total	C	N	O	S	0	0	0
			1475	943	268	260	4			

- Molecule 31 is a protein called 50S ribosomal protein L6.

Mol	Chain	Residues	Atoms					ZeroOcc	AltConf	Trace
31	BH	159	Total	C	N	O	S	0	0	0
			1223	773	228	221	1			
31	DH	159	Total	C	N	O	S	0	0	0
			1223	773	228	221	1			

- Molecule 32 is a protein called 50S ribosomal protein L9.

Mol	Chain	Residues	Atoms					ZeroOcc	AltConf	Trace
32	BI	145	Total	C	N	O	S	0	0	0
			1133	724	200	208	1			
32	DI	145	Total	C	N	O	S	0	0	0
			1133	724	200	208	1			

- Molecule 33 is a protein called 50S ribosomal protein L11.

Mol	Chain	Residues	Atoms					ZeroOcc	AltConf	Trace
33	BK	147	Total	C	N	O	S	0	0	0
			1088	692	191	199	6			
33	DK	147	Total	C	N	O	S	0	0	0
			1088	692	191	199	6			

- Molecule 34 is a protein called 50S ribosomal protein L13.

Mol	Chain	Residues	Atoms					ZeroOcc	AltConf	Trace
34	BN	137	Total	C	N	O	S	0	0	0
			1097	707	205	182	3			
34	DN	137	Total	C	N	O	S	0	0	0
			1097	707	205	182	3			

- Molecule 35 is a protein called 50S ribosomal protein L14.



Mol	Chain	Residues	Atoms					ZeroOcc	AltConf	Trace
35	BO	122	Total	C	N	O	S	0	0	0
			932	587	171	170	4			
35	DO	122	Total	C	N	O	S	0	0	0
			932	587	171	170	4			

- Molecule 36 is a protein called 50S ribosomal protein L15.

Mol	Chain	Residues	Atoms					ZeroOcc	AltConf	Trace
36	BP	146	Total	C	N	O	S	0	0	0
			1114	692	227	193	2			
36	DP	146	Total	C	N	O	S	0	0	0
			1114	692	227	193	2			

- Molecule 37 is a protein called 50S ribosomal protein L16.

Mol	Chain	Residues	Atoms					ZeroOcc	AltConf	Trace
37	BQ	134	Total	C	N	O	S	0	0	0
			1065	680	201	179	5			
37	DQ	134	Total	C	N	O	S	0	0	0
			1065	680	201	179	5			

- Molecule 38 is a protein called 50S ribosomal protein L17.

Mol	Chain	Residues	Atoms				ZeroOcc	AltConf	Trace
38	BR	117	Total	C	N	O	0	0	0
			960	599	202	159			
38	DR	117	Total	C	N	O	0	0	0
			960	599	202	159			

- Molecule 39 is a protein called 50S ribosomal protein L18.

Mol	Chain	Residues	Atoms				ZeroOcc	AltConf	Trace
39	BS	98	Total	C	N	O	0	0	0
			771	486	154	131			
39	DS	98	Total	C	N	O	0	0	0
			771	486	154	131			

- Molecule 40 is a protein called 50S ribosomal protein L19.

Mol	Chain	Residues	Atoms					ZeroOcc	AltConf	Trace
40	BT	137	Total	C	N	O	S	0	0	0
			1144	713	234	196	1			

*Continued on next page...*



*Continued from previous page...*

Mol	Chain	Residues	Atoms					ZeroOcc	AltConf	Trace
40	DT	137	Total	C	N	O	S	0	0	0
			1144	713	234	196	1			

- Molecule 41 is a protein called 50S ribosomal protein L20.

Mol	Chain	Residues	Atoms					ZeroOcc	AltConf	Trace
41	BU	117	Total	C	N	O	S	0	0	0
			964	610	202	151	1			
41	DU	117	Total	C	N	O	S	0	0	0
			964	610	202	151	1			

- Molecule 42 is a protein called 50S ribosomal protein L21.

Mol	Chain	Residues	Atoms					ZeroOcc	AltConf	Trace
42	BV	101	Total	C	N	O	S	0	0	0
			779	501	142	135	1			
42	DV	101	Total	C	N	O	S	0	0	0
			779	501	142	135	1			

- Molecule 43 is a protein called 50S ribosomal protein L22.

Mol	Chain	Residues	Atoms					ZeroOcc	AltConf	Trace
43	BW	112	Total	C	N	O	S	0	0	0
			891	560	175	154	2			
43	DW	112	Total	C	N	O	S	0	0	0
			891	560	175	154	2			

- Molecule 44 is a protein called 50S ribosomal protein L23.

Mol	Chain	Residues	Atoms				ZeroOcc	AltConf	Trace
44	BX	92	Total	C	N	O	0	0	0
			726	471	131	124			
44	DX	92	Total	C	N	O	0	0	0
			726	471	131	124			

- Molecule 45 is a protein called 50S ribosomal protein L24.

Mol	Chain	Residues	Atoms					ZeroOcc	AltConf	Trace
45	BY	100	Total	C	N	O	S	0	0	0
			776	500	148	124	4			
45	DY	100	Total	C	N	O	S	0	0	0
			776	500	148	124	4			



- Molecule 46 is a protein called 50S ribosomal protein L25.

Mol	Chain	Residues	Atoms					ZeroOcc	AltConf	Trace
46	BZ	187	Total	C	N	O	S	0	0	0
			1483	945	264	272	2			
46	DZ	187	Total	C	N	O	S	0	0	0
			1483	945	264	272	2			

- Molecule 47 is a protein called 50S ribosomal protein L27.

Mol	Chain	Residues	Atoms					ZeroOcc	AltConf	Trace
47	B0	76	Total	C	N	O	S	0	0	0
			605	376	126	102	1			
47	D0	76	Total	C	N	O	S	0	0	0
			605	376	126	102	1			

- Molecule 48 is a protein called 50S ribosomal protein L28.

Mol	Chain	Residues	Atoms					ZeroOcc	AltConf	Trace
48	B1	88	Total	C	N	O		0	0	0
			695	435	141	119				
48	D1	88	Total	C	N	O		0	0	0
			695	435	141	119				

- Molecule 49 is a protein called 50S ribosomal protein L29.

Mol	Chain	Residues	Atoms					ZeroOcc	AltConf	Trace
49	B2	62	Total	C	N	O	S	0	0	0
			521	325	102	92	2			
49	D2	62	Total	C	N	O	S	0	0	0
			521	325	102	92	2			

- Molecule 50 is a protein called 50S ribosomal protein L30.

Mol	Chain	Residues	Atoms					ZeroOcc	AltConf	Trace
50	B3	59	Total	C	N	O	S	0	0	0
			468	298	90	79	1			
50	D3	59	Total	C	N	O	S	0	0	0
			468	298	90	79	1			

- Molecule 51 is a protein called 50S ribosomal protein L31.



Mol	Chain	Residues	Atoms					ZeroOcc	AltConf	Trace
51	B4	30	Total	C	N	O	S	0	0	0
			226	142	36	44	4			
51	D4	30	Total	C	N	O	S	0	0	0
			226	142	36	44	4			

- Molecule 52 is a protein called 50S ribosomal protein L32.

Mol	Chain	Residues	Atoms					ZeroOcc	AltConf	Trace
52	B5	52	Total	C	N	O	S	0	0	0
			405	255	79	66	5			
52	D5	52	Total	C	N	O	S	0	0	0
			405	255	79	66	5			

- Molecule 53 is a protein called 50S ribosomal protein L33.

Mol	Chain	Residues	Atoms					ZeroOcc	AltConf	Trace
53	B6	44	Total	C	N	O	S	0	0	0
			381	235	77	65	4			
53	D6	44	Total	C	N	O	S	0	0	0
			381	235	77	65	4			

- Molecule 54 is a protein called 50S ribosomal protein L34.

Mol	Chain	Residues	Atoms					ZeroOcc	AltConf	Trace
54	B7	48	Total	C	N	O	S	0	0	0
			419	257	104	56	2			
54	D7	48	Total	C	N	O	S	0	0	0
			419	257	104	56	2			

- Molecule 55 is a protein called 50S ribosomal protein L35.

Mol	Chain	Residues	Atoms					ZeroOcc	AltConf	Trace
55	B8	63	Total	C	N	O	S	0	0	0
			508	326	101	79	2			
55	D8	63	Total	C	N	O	S	0	0	0
			508	326	101	79	2			

- Molecule 56 is MAGNESIUM ION (three-letter code: MG) (formula: Mg).

Mol	Chain	Residues	Atoms		ZeroOcc	AltConf
56	BA	824	Total	Mg	0	0
			824	824		

*Continued on next page...*



*Continued from previous page...*

Mol	Chain	Residues	Atoms		ZeroOcc	AltConf
56	CA	326	Total 326	Mg 326	0	0
56	DQ	4	Total 4	Mg 4	0	0
56	DF	2	Total 2	Mg 2	0	0
56	CV	2	Total 2	Mg 2	0	0
56	B8	2	Total 2	Mg 2	0	0
56	BE	1	Total 1	Mg 1	0	0
56	AW	18	Total 18	Mg 18	0	0
56	B1	1	Total 1	Mg 1	0	0
56	CD	1	Total 1	Mg 1	0	0
56	BP	1	Total 1	Mg 1	0	0
56	CR	1	Total 1	Mg 1	0	0
56	DN	1	Total 1	Mg 1	0	0
56	CY	2	Total 2	Mg 2	0	0
56	B5	1	Total 1	Mg 1	0	0
56	BB	23	Total 23	Mg 23	0	0
56	BT	1	Total 1	Mg 1	0	0
56	BF	1	Total 1	Mg 1	0	0
56	AV	1	Total 1	Mg 1	0	0
56	BX	2	Total 2	Mg 2	0	0
56	AA	393	Total 393	Mg 393	0	0
56	D7	2	Total 2	Mg 2	0	0

*Continued on next page...*



*Continued from previous page...*

Mol	Chain	Residues	Atoms		ZeroOcc	AltConf
56	DV	1	Total 1	Mg 1	0	0
56	DI	2	Total 2	Mg 2	0	0
56	DD	1	Total 1	Mg 1	0	0
56	CM	1	Total 1	Mg 1	0	0
56	D0	1	Total 1	Mg 1	0	0
56	BY	1	Total 1	Mg 1	0	0
56	B3	1	Total 1	Mg 1	0	0
56	DX	1	Total 1	Mg 1	0	0
56	DA	732	Total 732	Mg 732	0	0
56	DW	2	Total 2	Mg 2	0	0
56	DH	1	Total 1	Mg 1	0	0
56	AG	1	Total 1	Mg 1	0	0
56	DE	1	Total 1	Mg 1	0	0
56	AQ	1	Total 1	Mg 1	0	0
56	D1	1	Total 1	Mg 1	0	0
56	DP	2	Total 2	Mg 2	0	0
56	AC	1	Total 1	Mg 1	0	0
56	CW	16	Total 16	Mg 16	0	0
56	D5	3	Total 3	Mg 3	0	0
56	BD	1	Total 1	Mg 1	0	0
56	AT	3	Total 3	Mg 3	0	0

*Continued on next page...*



*Continued from previous page...*

Mol	Chain	Residues	Atoms		ZeroOcc	AltConf
56	B0	2	Total 2	Mg 2	0	0
56	AO	1	Total 1	Mg 1	0	0
56	AY	3	Total 3	Mg 3	0	0
56	DB	20	Total 20	Mg 20	0	0

- Molecule 57 is ZINC ION (three-letter code: ZN) (formula: Zn).

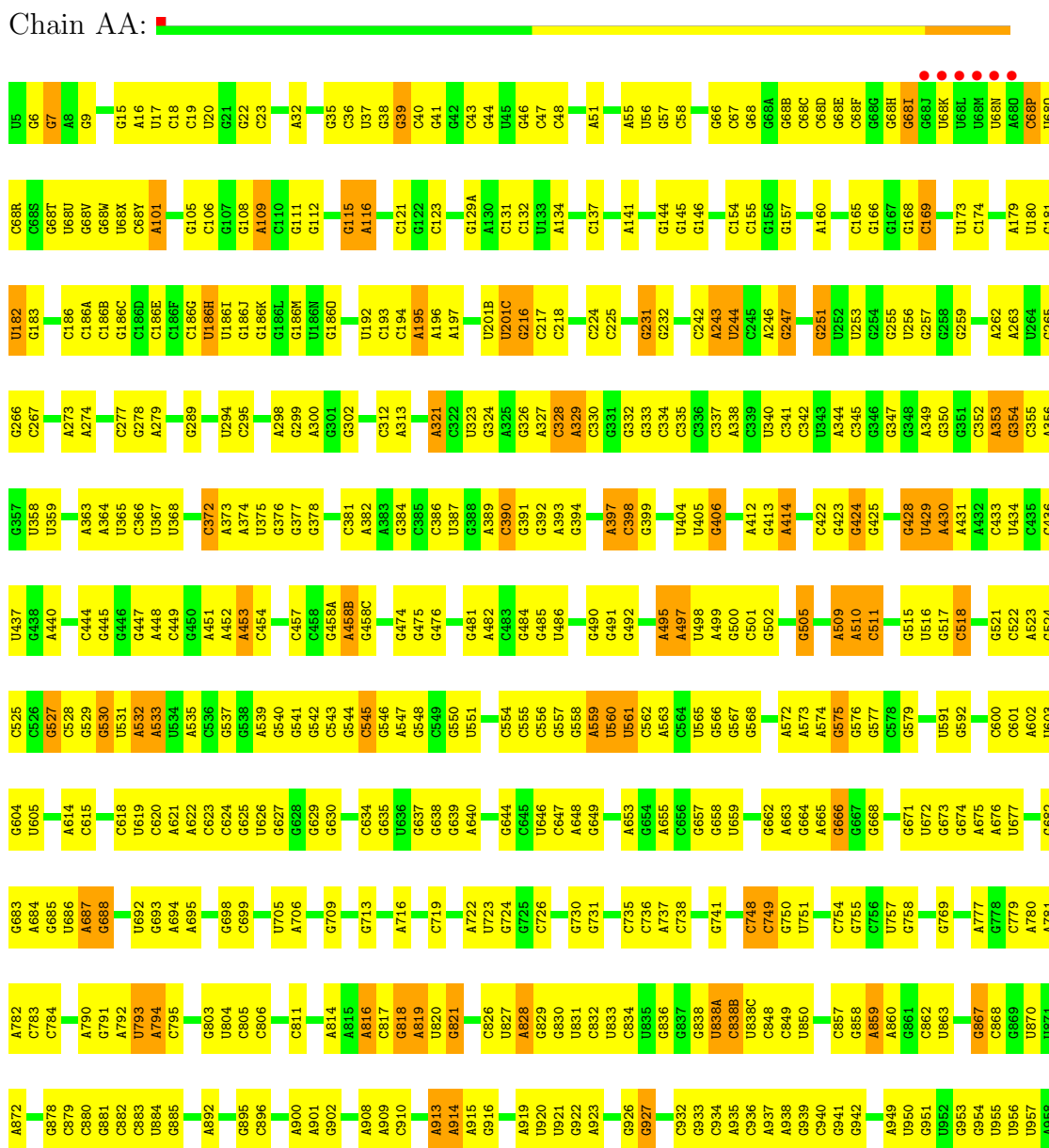
Mol	Chain	Residues	Atoms		ZeroOcc	AltConf
57	CN	1	Total 1	Zn 1	0	0
57	AD	1	Total 1	Zn 1	0	0
57	CD	1	Total 1	Zn 1	0	0
57	AN	1	Total 1	Zn 1	0	0




### 3 Residue-property plots

These plots are drawn for all protein, RNA and DNA chains in the entry. The first graphic for a chain summarises the proportions of errors displayed in the second graphic. The second graphic shows the sequence view annotated by issues in geometry and electron density. Residues are color-coded according to the number of geometric quality criteria for which they contain at least one outlier: green = 0, yellow = 1, orange = 2 and red = 3 or more. A red dot above a residue indicates a poor fit to the electron density ( $RSRZ > 2$ ). Stretches of 2 or more consecutive residues without any outlier are shown as a green connector. Residues present in the sample, but not in the model, are shown in grey.

#### • Molecule 1: 16S rRNA (1504-MER)

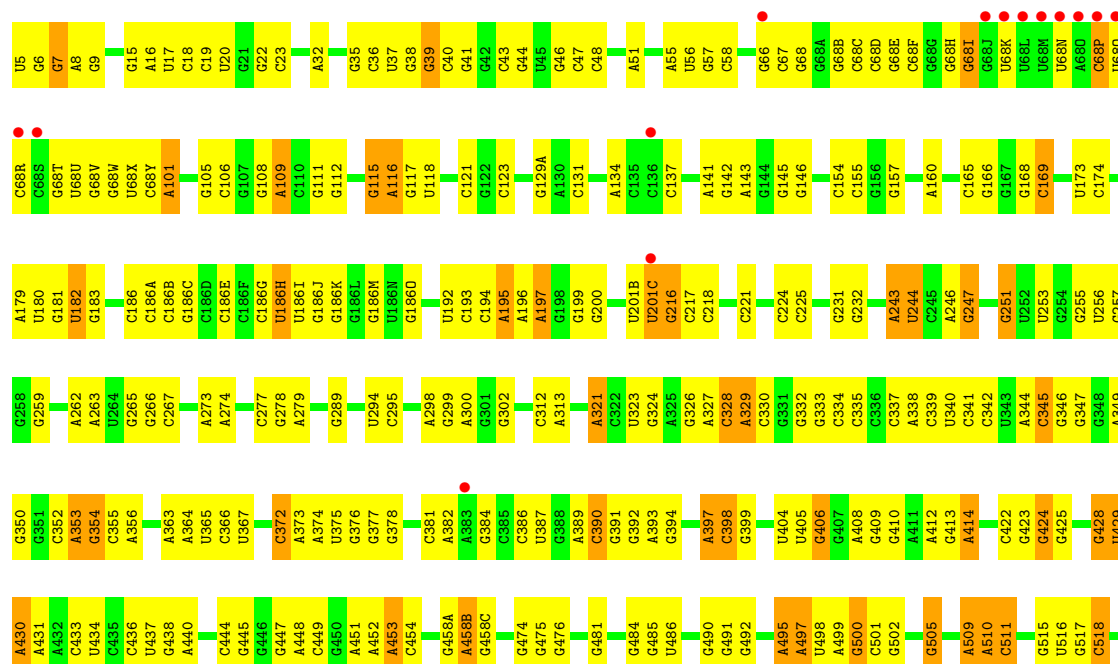




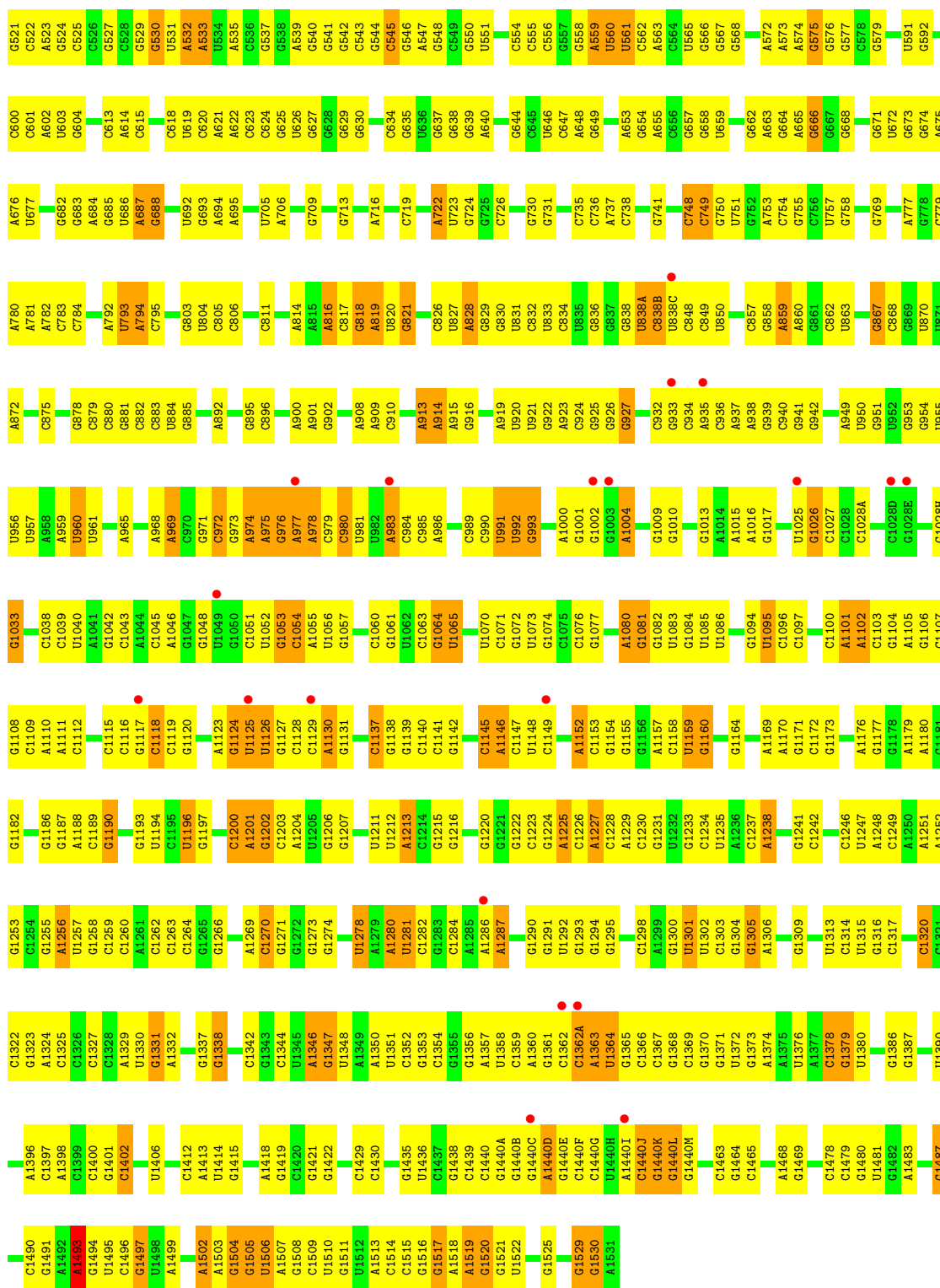


• Molecule 1: 16S rRNA (1504-MER)

Chain CA:

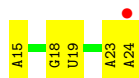






- Molecule 2: messenger RNA (5'-R(\*AP\*AP\*UP\*GP\*UP\*AP\*G)-3')

Chain AV:





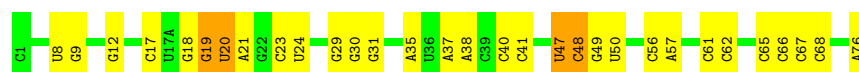
- Molecule 2: messenger RNA (5'-R(\*AP\*AP\*UP\*GP\*UP\*AP\*G)-3')

Chain CV: 



- Molecule 3: P-site tRNA-fMet

Chain AW: 



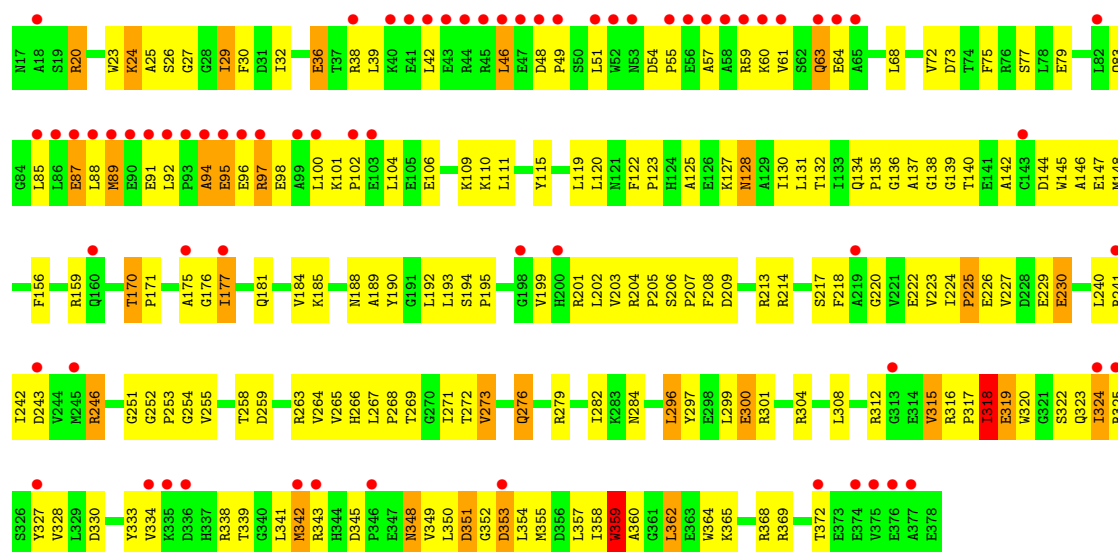
- Molecule 3: P-site tRNA-fMet

Chain CW: 



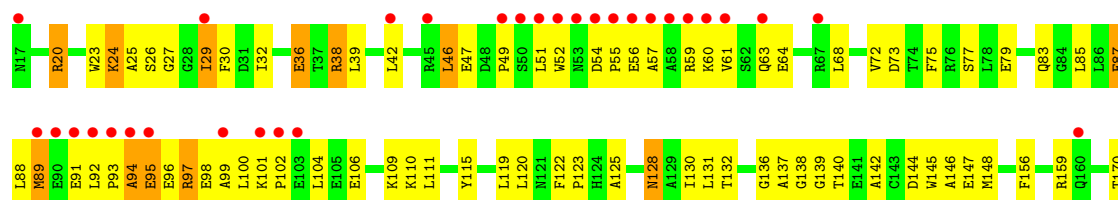
- Molecule 4: Bacterial peptide chain release factor 2 (RF-2)

Chain AY: 

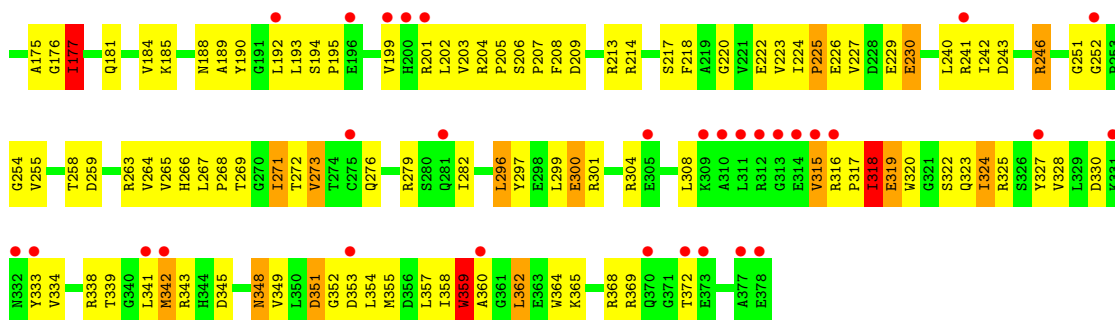


- Molecule 4: Bacterial peptide chain release factor 2 (RF-2)

Chain CY: 

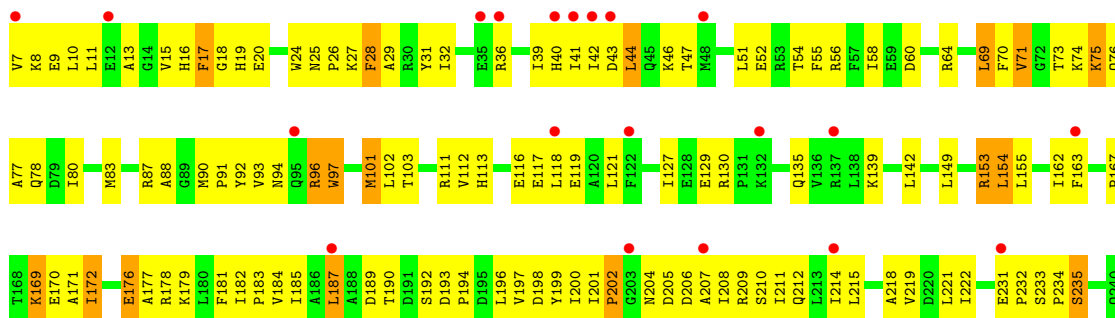






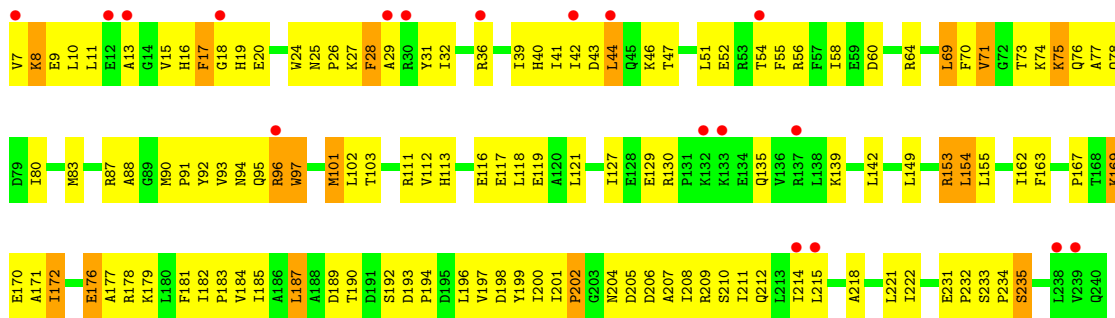
• Molecule 5: 30S ribosomal protein S2

Chain AB:



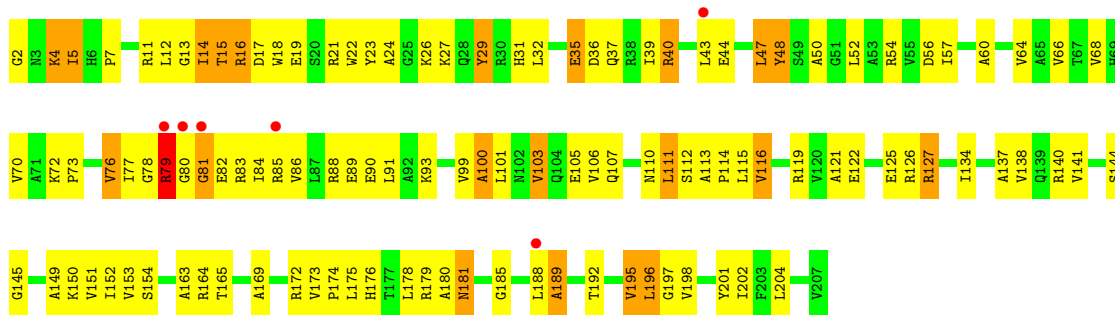
• Molecule 5: 30S ribosomal protein S2

Chain CB:



• Molecule 6: 30S ribosomal protein S3

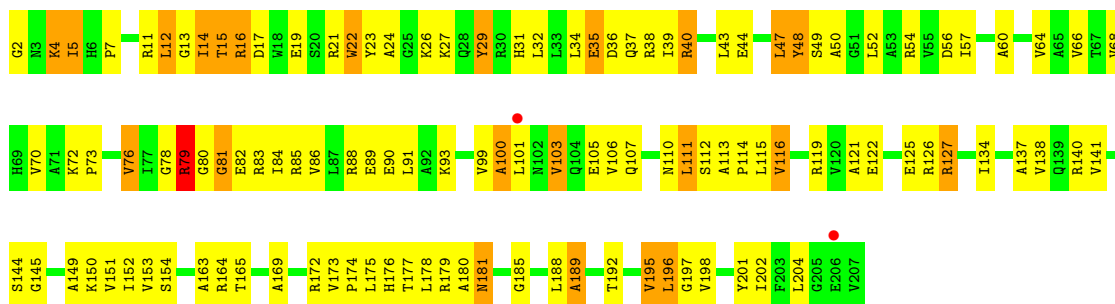
Chain AC:



• Molecule 6: 30S ribosomal protein S3

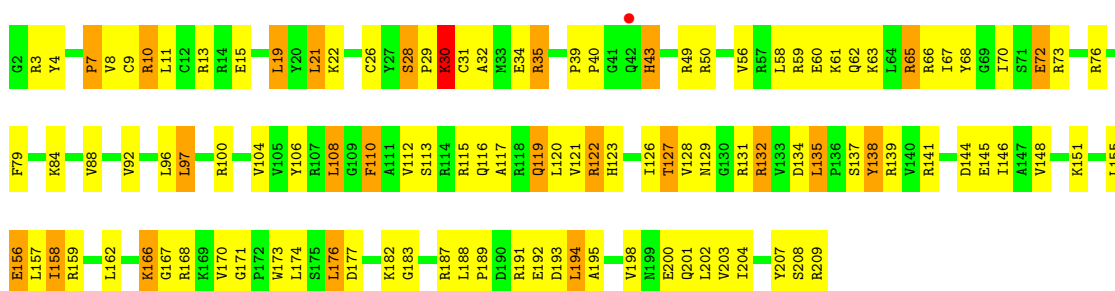


Chain CC:



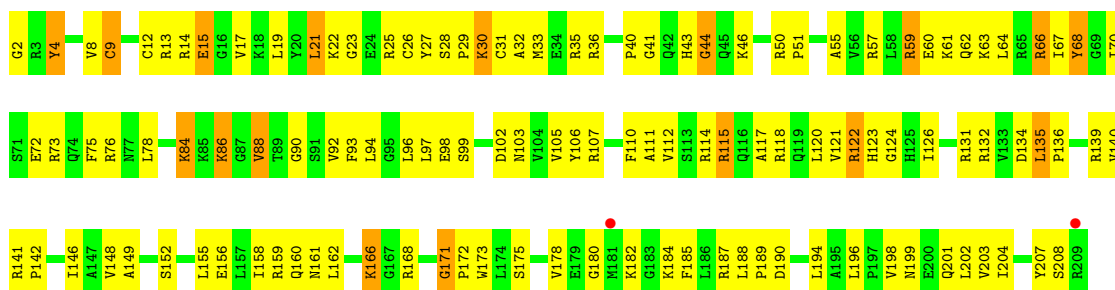
- Molecule 7: 30S ribosomal protein S4

Chain AD:



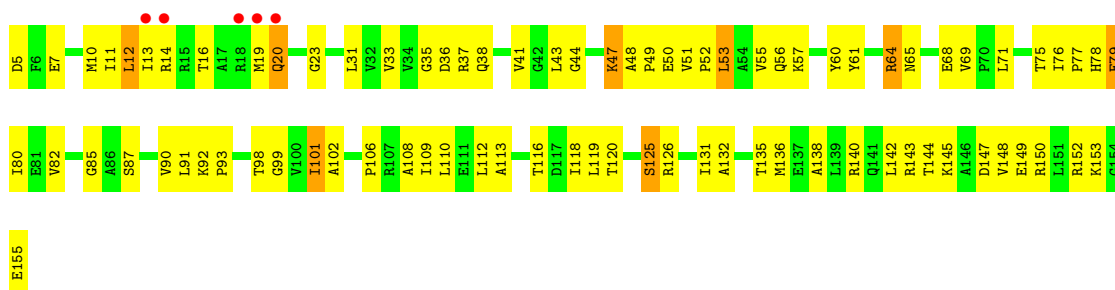
- Molecule 7: 30S ribosomal protein S4

Chain CD:



- Molecule 8: 30S ribosomal protein S5

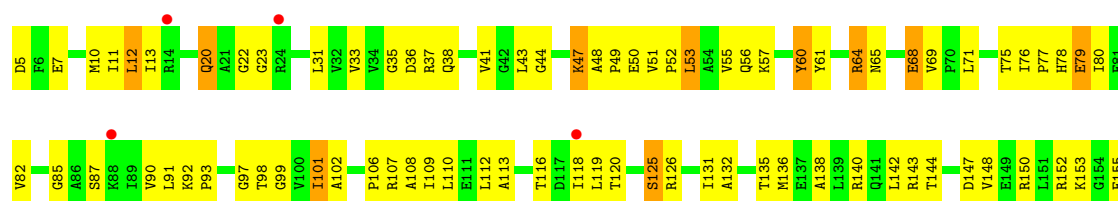
Chain AE:



- Molecule 8: 30S ribosomal protein S5

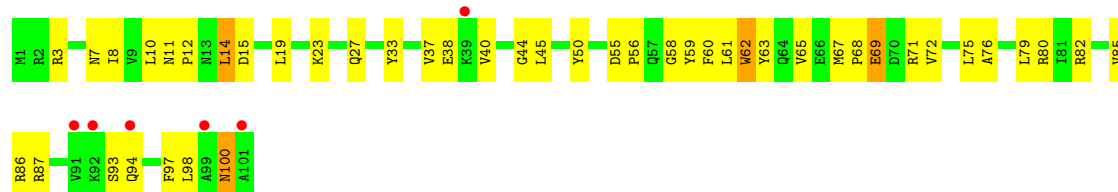
Chain CE:





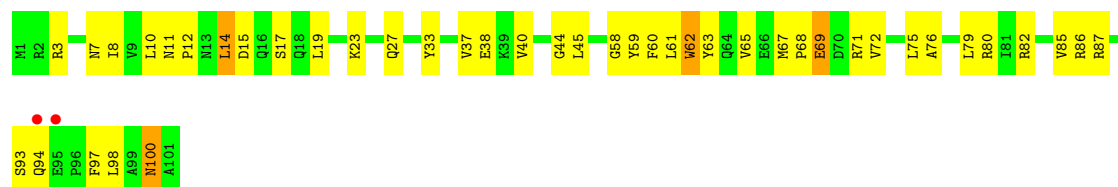
• Molecule 9: 30S ribosomal protein S6

Chain AF:



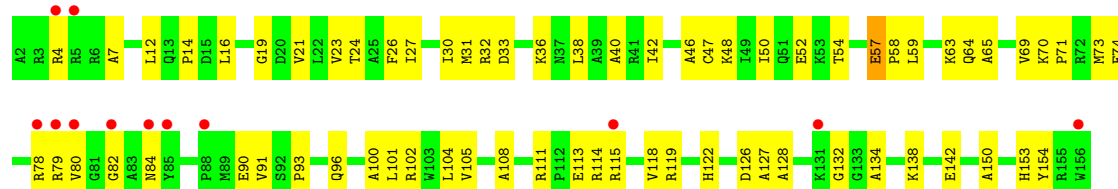
• Molecule 9: 30S ribosomal protein S6

Chain CF:



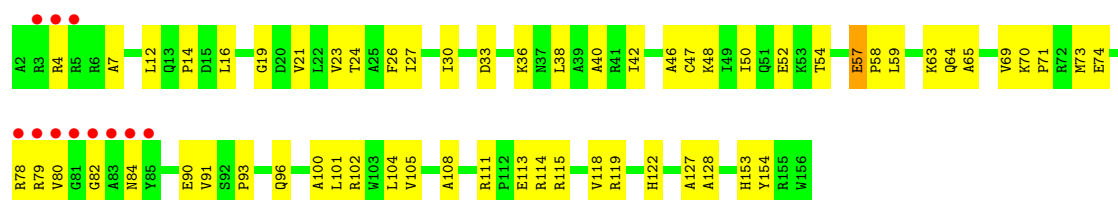
• Molecule 10: 30S ribosomal protein S7

Chain AG:



• Molecule 10: 30S ribosomal protein S7

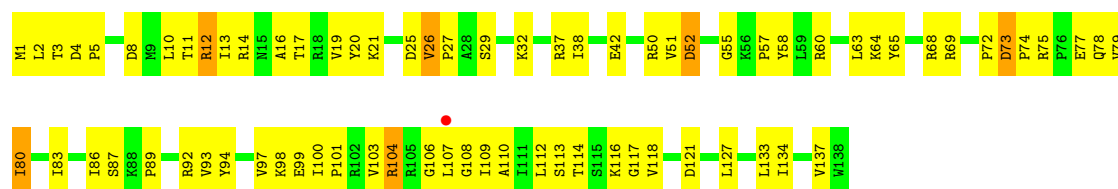
Chain CG:



• Molecule 11: 30S ribosomal protein S8

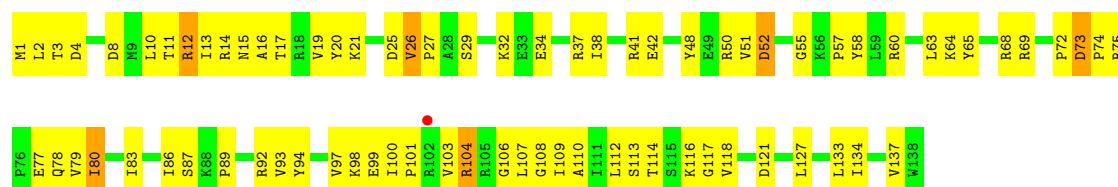
Chain AH:





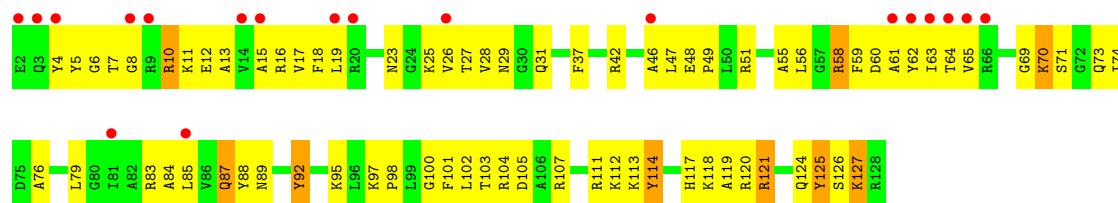
• Molecule 11: 30S ribosomal protein S8

Chain CH:



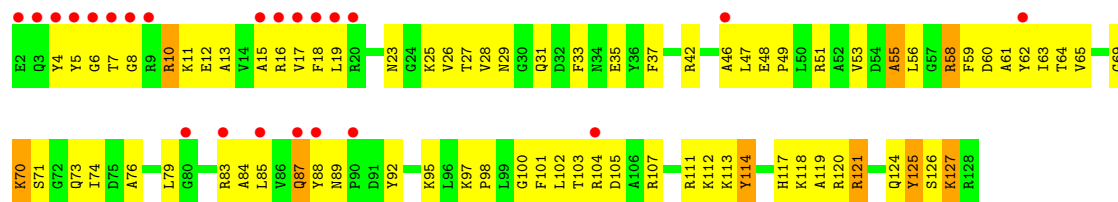
• Molecule 12: 30S ribosomal protein S9

Chain AI:



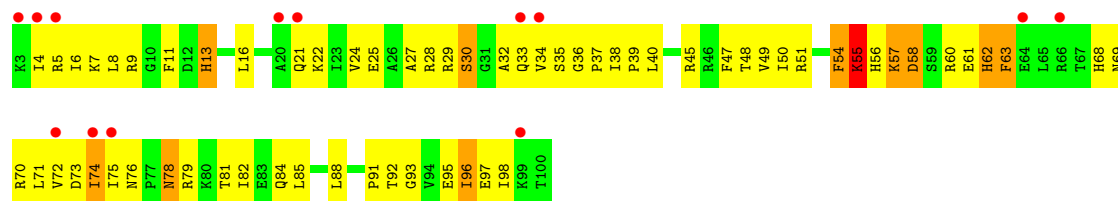
• Molecule 12: 30S ribosomal protein S9

Chain CI:



• Molecule 13: 30S ribosomal protein S10

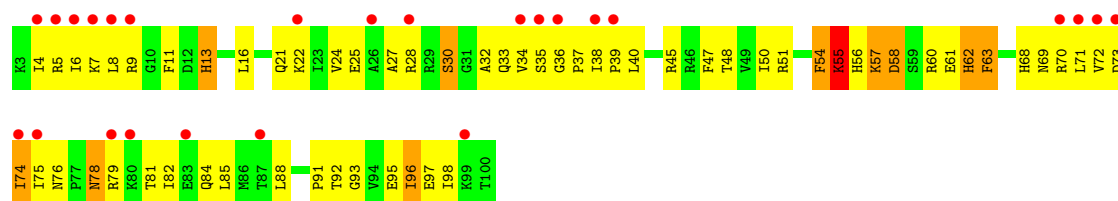
Chain AJ:



• Molecule 13: 30S ribosomal protein S10

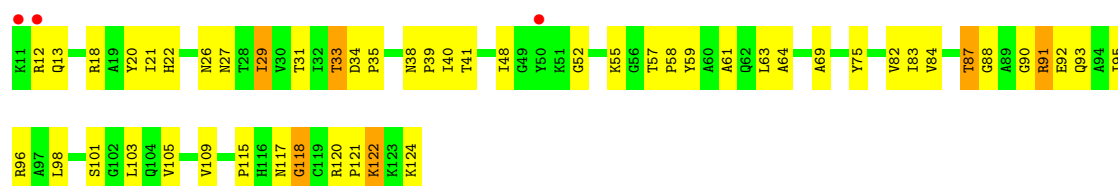
Chain CJ:





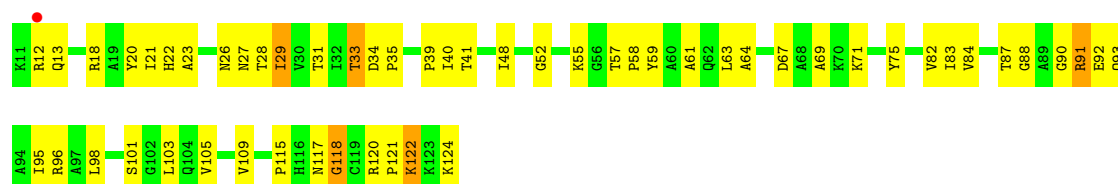
- Molecule 14: 30S ribosomal protein S11

Chain AK:



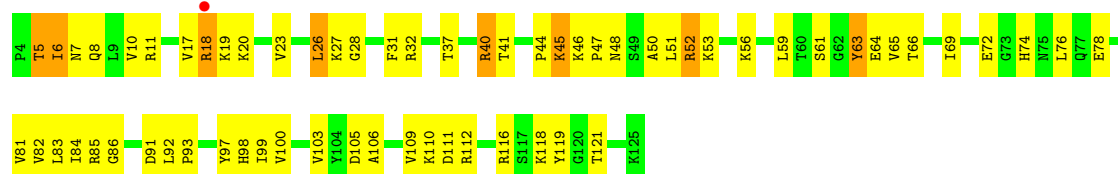
- Molecule 14: 30S ribosomal protein S11

Chain CK:



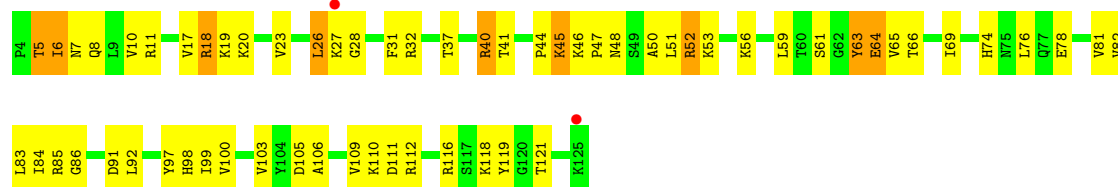
- Molecule 15: 30S ribosomal protein S12

Chain AL:



- Molecule 15: 30S ribosomal protein S12

Chain CL:



- Molecule 16: 30S ribosomal protein S13

Chain AM:

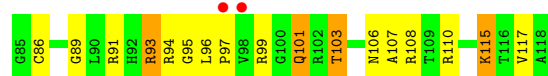
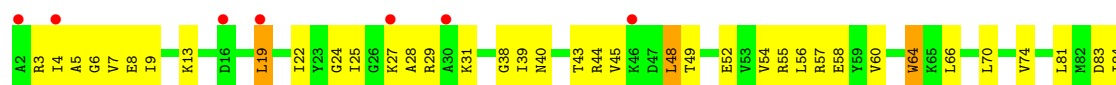






- Molecule 16: 30S ribosomal protein S13

Chain CM:




- Molecule 17: 30S ribosomal protein S14

Chain AN:



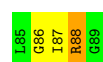
- Molecule 17: 30S ribosomal protein S14

Chain CN:



- Molecule 18: 30S ribosomal protein S15

Chain AO:



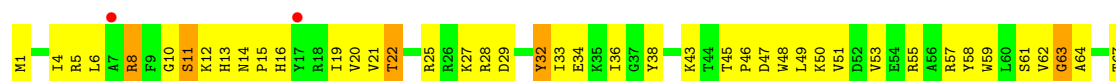
- Molecule 18: 30S ribosomal protein S15

Chain CO:

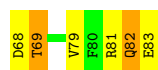


- Molecule 19: 30S ribosomal protein S16

Chain AP:

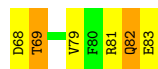
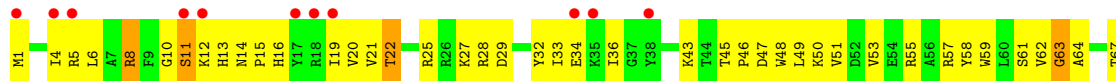






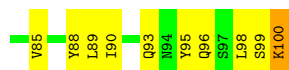
- Molecule 19: 30S ribosomal protein S16

Chain CP:



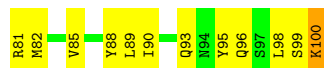
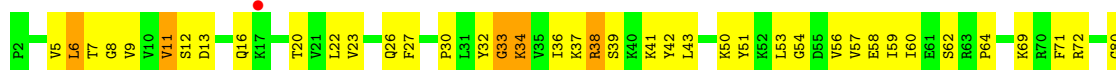
- Molecule 20: 30S ribosomal protein S17

Chain AQ:




- Molecule 20: 30S ribosomal protein S17

Chain CQ:




- Molecule 21: 30S ribosomal protein S18

Chain AR:



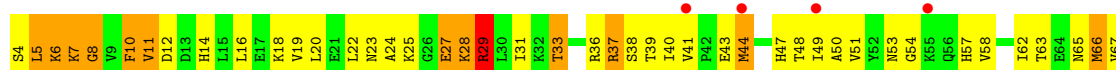
- Molecule 21: 30S ribosomal protein S18

Chain CR:



- Molecule 22: 30S ribosomal protein S19

Chain AS:

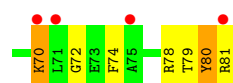






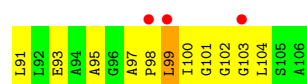
- Molecule 22: 30S ribosomal protein S19

Chain CS:



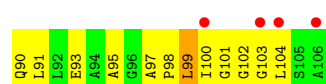
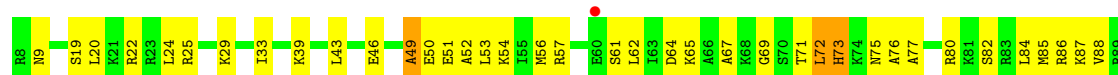
- Molecule 23: 30S ribosomal protein S20

Chain AT:



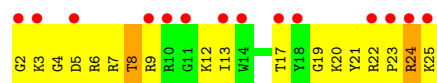
- Molecule 23: 30S ribosomal protein S20

Chain CT:



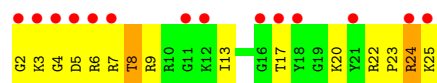
- Molecule 24: 30S ribosomal protein Thx

Chain AU:



- Molecule 24: 30S ribosomal protein Thx

Chain CU:



- Molecule 25: 23S ribosomal RNA

Chain BA:

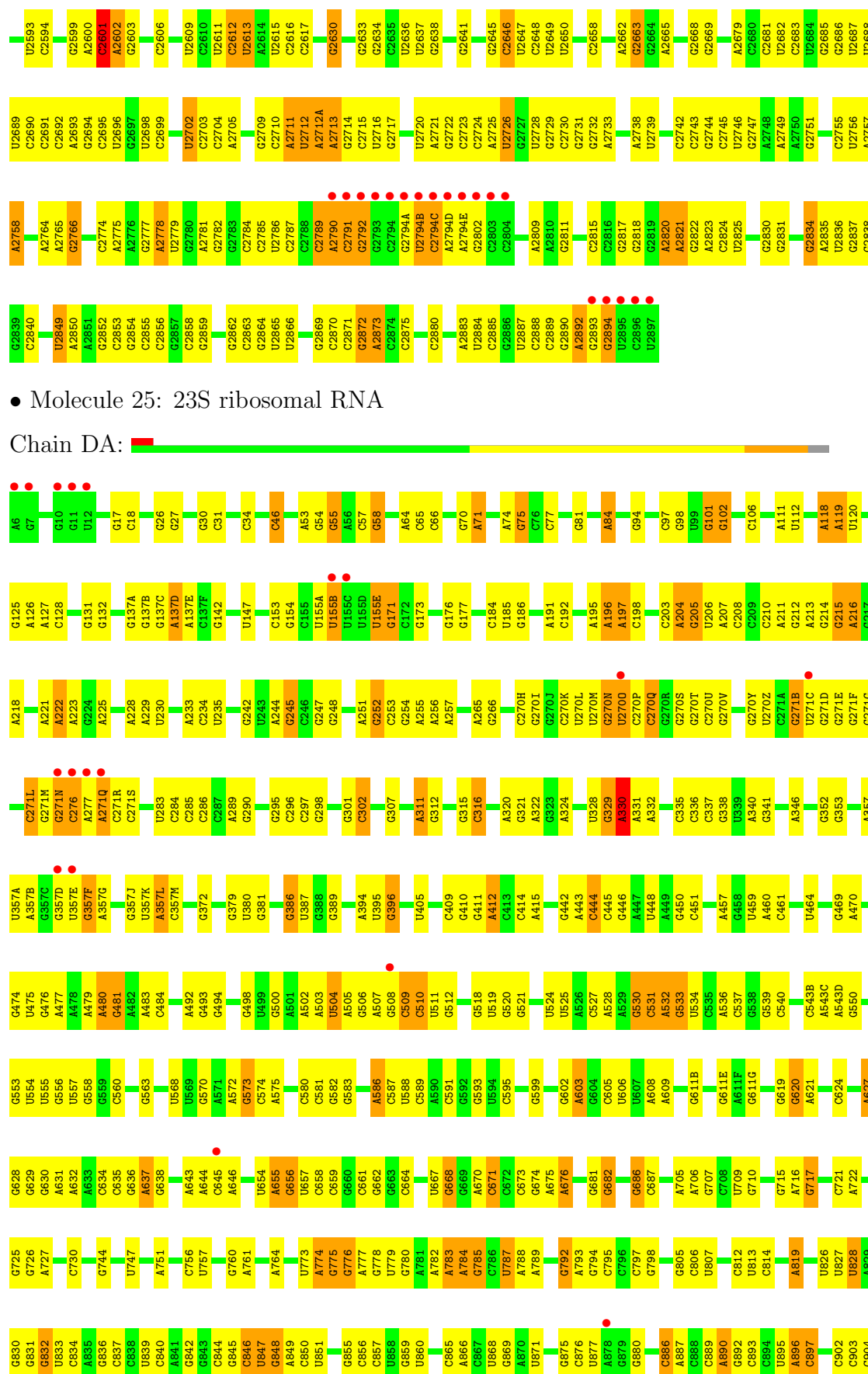


G1203	A126	A1054	A980	U907	C834	G744	G829	U554	G476	U357A	G271M	A221	A127	A6
A1204	A1126	G1055	A981	C908	A835	U747	G630	U555	A477	A357B	G271N	A222	C128	G17
U1205	A1127	G986	A982	A909	C836	A631	A631	G556	A478	G357C	C276	A223	G131	C18
A1210	A1128	A1057	A983	A910	C837	A632	A632	U557	A479	G357D	A277	A224	G132	G17
U1211	A1129	G1058	A984	A911	C838	A633	A633	G558	A480	G357E	A271Q	A225	G133	G26
G1212	U1130	G985	C985	C912	U839	A751	G634	G559	G481	G357F	C271R	A226	C27	G27
		U1060	C986	U913	C940	C756	G635	C560	A482	A357G	C271S	A228	G137A	
		U1061		C914	A841	U757	G636		A483		C271T	A229	G137B	
		U1062		C915	G842	A761	G637	G563	A484	U357K		A230	G137C	G30
			G993	G916	G843	A760	G638	U568	A492	A357L		A233	A137D	C31
			A996	A917	G844	A764	A643	U569	G493	C357M			G137E	
			G997	A918	G845		A644	G570	G494				G137F	C34
			C998	G919	G846		A645	A571		G372			G142	
			U999	U847	U848	U773	A646	A572	G498				U147	C40
			A1000	G849	G848	A774		A573	U499	G379			A147	C41
			G1001	A849	A775	A774	A647	G574	U499	U380			G153	
			G1002	C924	G775	A775	A648	C574	G500	G381			G154	C46
			C925	C925	G776	A776	U654	A575	G501				G155	A53
			A926	A926	A777	A777	A655	A502	A501	G386			G156	G54
			G928	G928	A778	A778	U656	A503	A502	U387			U155A	G55
					A779	A779	U657	U504	A503	G296			U155B	G54
					A780	A780	U658	A505	A504	C297				G55
					A781	A781	U659	A506	A505	G298				A56
					A782	A782	U660	A507	A506	G299				G58
					A783	A783	U661	A508	A507					
					A784	A784	U662	A509	A508					A84
					A785	A785	U663	C510	A509	G307				C65
					A786	A786	U664	U511	A510					C66
					A787	A787	U665	U512	A511	G312				A71
					A788	A788	U666	G518	C409					A74
					A789	A789	U667	U519	G410					G75
					A790	A790	U668	G520	A412					C76
					A791	A791	U669	G521	C413					C77
					A792	A792	U670	G522	A414					G81
					A793	A793	U671	G523	A415					
					A794	A794	U672	U524						A84
					A795	A795	U673	U525	G442					
					A796	A796	U674	A526	A443					G94
					A797	A797	U675	C527	C444					
					A798	A798	U676	A528	A445					C97
					A799	A799	U677	A529	G446					G98
					A800	A800	U678	C605	A447					U99
					A801	A801	U679	U606	U448					G101
					A802	A802	U680	A608						G102
					A803	A803	U681	A609	C451					C106
					A804	A804	U682	G611B	A457					C107
					A805	A805	U683	G611E	G458					A111
					A806	A806	U684	A611F	U459					U112
					A807	A807	U685	G611G	A460					A118
					A808	A808	U686	U611H	C461					U120
					A809	A809	U687	C540	U464					G125
					A810	A810	U688	G619						A126
					A811	A811	U689	G620	C643B					
					A812	A812	U690	A621	A543C					
					A813	A813	U691	G622	A543D					
					A814	A814	U692	A627	G550					
					A815	A815	U693	G628	G553					
					A816	A816	U694							
					A817	A817	U695							
					A818	A818	U696							
					A819	A819	U697							
					A820	A820	U698							
					A821	A821	U699							
					A822	A822	U700							
					A823	A823	U701							
					A824	A824	U702							
					A825	A825	U703							
					A826	A826	U704							
					A827	A827	U705							
					A828	A828	U706							
					A829	A829	U707							
					A830	A830	U708							
					A831	A831	U709							
					A832	A832	U710							
					A833	A833	U711							
					A834	A834	U712							
					A835	A835	U713							
					A836	A836	U714							
					A837	A837	U715							
					A838	A838	U716							
					A839	A839	U717							
					A840	A840	U718							
					A841	A841	U719							
					A842	A842	U720							
					A843	A843	U721							
					A844	A844	U722							
					A845	A845	U723							
					A846	A846	U724							
					A847	A847	U725							
					A848	A848	U726							
					A849	A849	U727							
					A850	A850	U728							
					A851	A851	U729							
					A852	A852	U730							
					A853	A853	U731							
					A854	A854	U732							
					A855	A855	U733							
					A856	A856	U734							
					A857	A857	U735							
					A858	A858	U736							
					A859	A859	U737							
					A860	A860	U738							
					A861	A861	U739							
					A862	A862	U740							
					A863	A863	U741							
					A864	A864	U742							
					A865	A865	U743							
					A866	A866	U744							
					A867	A867	U745							
					A868	A868	U746							
					A869	A869	U747							
					A870	A870	U748							
					A871	A871	U749							
					A872	A872	U750							
					A873	A873	U751							
					A874	A874	U752							
					A875	A875	U753							
					A876	A876	U754							
					A877	A877	U755							
					A878	A878	U756							
					A879	A879	U757							
					A880	A880	U758							
					A881	A881	U759							
					A882	A882	U760							
					A883	A883	U761							
					A884	A884	U762							
					A885	A885	U763							
					A886	A886	U764							
					A887	A887	U765							
					A888	A888	U766							
					A889	A889	U767							
					A890	A890	U768							
					A891	A891	U769							
					A892	A892	U770							
					A893	A893	U771							
					A894	A894	U772							
					A895	A895	U773							
					A896	A896	U774							
					A897	A897	U775							
					A898	A898	U776							
					A899	A899	U777							
					A900	A900	U778							
					A901	A901	U779							
					A902	A902	U780							
					A903	A903	U781							



G2487 A2486	G2410	C2324 G2325	U2245 G2246	C G	G2026 G2027	A1932 G1933	G1842 C1843	G1769 A1760	C1648 G1651	A1553 C1556	A1468A G1468J	A1395 U1396	G1299 U1300
U2491	G2414	A2328	A2247	C	U2028	G1934	C1844	C1761	G1652	C1557	G1468K	C1399	A1301
G2494	C2416	U2249	G2248	G	G2029	G1935	G1845	A1762	G1653	A1558	G1483 G1484	G1403 G1404	G1309 G1310
G2502	U2332	U2250	G2250	C	A2031	A1936	G1846	G1763	A1654	A1566	G1485	U1405	G1311
A2503	A2333	C2258	C2259	U	G2032	U1938	G1850	G1764	A1655	A1567	G1486	U1406	G1312
U2504	G2334	G2260	C2260	A	U2034	G1945	U1851	C1771	C1657	A1568	G1487	U1407	G1313
G2505	A2335	C2261	C2261	A	G2035	U1946	A1853	G1772	C1658	A1569	G1488	C1408	C1314
U2506	A2336	U2262	U2262	U	G2037	C1947	G1856	U1775	A1668	C1577	U1489	C1411	A1317
C2512	G2424	U2272	U2272	A	G2038	A1952	G1857	G1776	A1669	U1578	C1490	A1412	C1318
G2513	A2425	C2273	A2273	C	C2039	U1955	G1859	U1777	G1674	A1579	C1493	A1416	C1319
U2514	G2426	A2274	A2274	G	U2041	U1956	C1864B	U1778	A1677	A1494	A1494	G1416	C1320
C2517	U2344	C2275	C2275	A	A2042	U1960	A1864C	U1779	G1678	A1495	A1495	G1417	G1321
A2518	G2345	G2276	G2276	C	C2043	A1960	A1864D	A1783	U1679	A1496	A1496	G1418	G1322
U2519	A2346	G2277	G2277	C	C2044	U1963	G1878	A1784	U1680	U1497	U1503	U1420	G1327
C2520	C2347	A2278	A2278	U	G2050	G1964	C1881	A1785	C1684	U1589	A1506C	G1425	G1328
G2529	G2350	G2282	G2282	G	A2051	G1965	C1882	A1786	C1685	U1590	A1506D	G1426	U1329
A2530	C2351	C2283	C2283	G	G2052	C1967	G1968	A1787	C1686	G1591	G1506E	C1427	C1330
A2531	G2352	C2284	C2284	G	A2054	G1968	A1901	C1790	G1687	C1592	A1506A	C1428	A1331
G2532	C2353	C2285	C2285	C	G2055	A1969	A1889	C1791	U1688	G1593	A1506B	G1429	G1332
A2534	A2354	A2286	A2286	G	G2056	A1970	A1890	A1791	A1689	G1594	A1506C	G1430	G1343
U2537	G2440	G2287	G2287	G	A2057	A1971	G1896	U1794	U1692	G1595	A1506D	U1431	G1344
C2538	C2441	C2288	C2288	C	G2058	U1972	G1899	C1795	U1693	U1598	A1506E	C1432	G1348
G2539	G2442	G2289	G2289	C	A2059	G1980	A1900	C1796	C1692	C1599	G1506F	U1433	A1349
A2542	C2443	C2290	C2290	U	G2061	A1981	A1901	C1797	G1694	G1600	U1506G	A1434	G1348
G2543	G2444	C2291	C2291	G	A2062	C1982	A1901	U1798	G1695	G1601	C1506H	U1437	U1352
U2544	C2445	C2292	C2292	G	G2063	G1983	G1902	U1799	G1696	U1602	U1506I	A1438	G1356
G2554	G2446	C2293	C2293	A	C2064	G1987	G1903	C1800	G1697	A1603	G1506J	A1439	G1357
U2555	A2448	C2294	C2294	A	G2065	C1988	G1906	U1801	G1698	C1607	G1525	G1440	G1358
U2563	C2449	U2197	U2197	C	U2068	G1989	G1907	U1805	A1700	A1608	G1441	G1441	A1359
A2564	G2450	A2198	A2198	C	G2069	C1990	C1908	U1810	G1703	A1609	A1528	G1442	A1360
G2565	C2451	U2202A	U2202A	C	A2077	U1991	C1909	G1811	U1709	A1610	G1529	G1443	A1365
A2566	U2462	G2202B	G2202B	C	G2078	G1992	G1910	G1812	C1710	C1614	U1535	G1444	G1368
G2567	G2463	G2202C	G2202C	G	U2079	U1993	G1911	G1813	C1711	C1615	A1536	A1448A	G1369
C2568	C2464	A2202D	A2202D	C	G2080	G1996	A1912	G1814	C1712	C1616	C1537	A1453	A1373
G2569	U2465	G2202E	G2202E	U	C2081	C1997	C1913	G1816	U1712H	U1454	G1538	U1454	G1374
U2572	G2466	U2202F	U2202F	C	A2082	G2010	U1915	G1817	U1712I	G1625	G1539	G1455	A1378
G2573	C2467	G2202G	G2202G	C	G2083	U2011	A1916	U1818	G1712J	C1626	G1540	A1458	A1379
A2574	U2472	G2202H	G2202H	G	U2086	G2012	A1917	A1819	U1712K	U1637	G1541	A1459	G1380
G2575	C2312	G2223	G2223	G	G2087	A2013	A1918	G1824	A1712L	A1638	G1542	A1460	A1384
A2576	G2313	A2225	A2225	U	G2090	A2014	C1920	G1827	G1712M	C1639	A1543	A1461	G1385
G2577	C2314	G2226	G2226	G	G2093	U2016	U1923	G1828	G1746	U1639	C1543A	C1462	G1386
A2578	G2315	G2230	G2230	G	G2094	A2019	C1924	A1829	G1750	A1641	A1544	C1463	C1387
C2579	C2316	G2231	G2231	G	C2095	A2020	G1925	C1832	C1751	A1642	A1545	C1464	G1388
U2584	G2317	G2232	G2232	C	G2096	C2021	A1926	C1833	C1752	G1643	C1547	G1465	G1389
G2585	C2318	G2233	G2233	G	C2097	U2022	A1927	U1834	G1753	C1644	C1548	G1466	C1468
A2587	A2320	G2234	G2234	A	U2098	G2023	G1929	C1837	C1754	G1645	C1549	C1467	
	G2323	U2243	U2243	G	G2099	G2024	U1931		G1756	G1647	C1551	C1468	
	G2324	U2244	U2244	G	G	C2025							

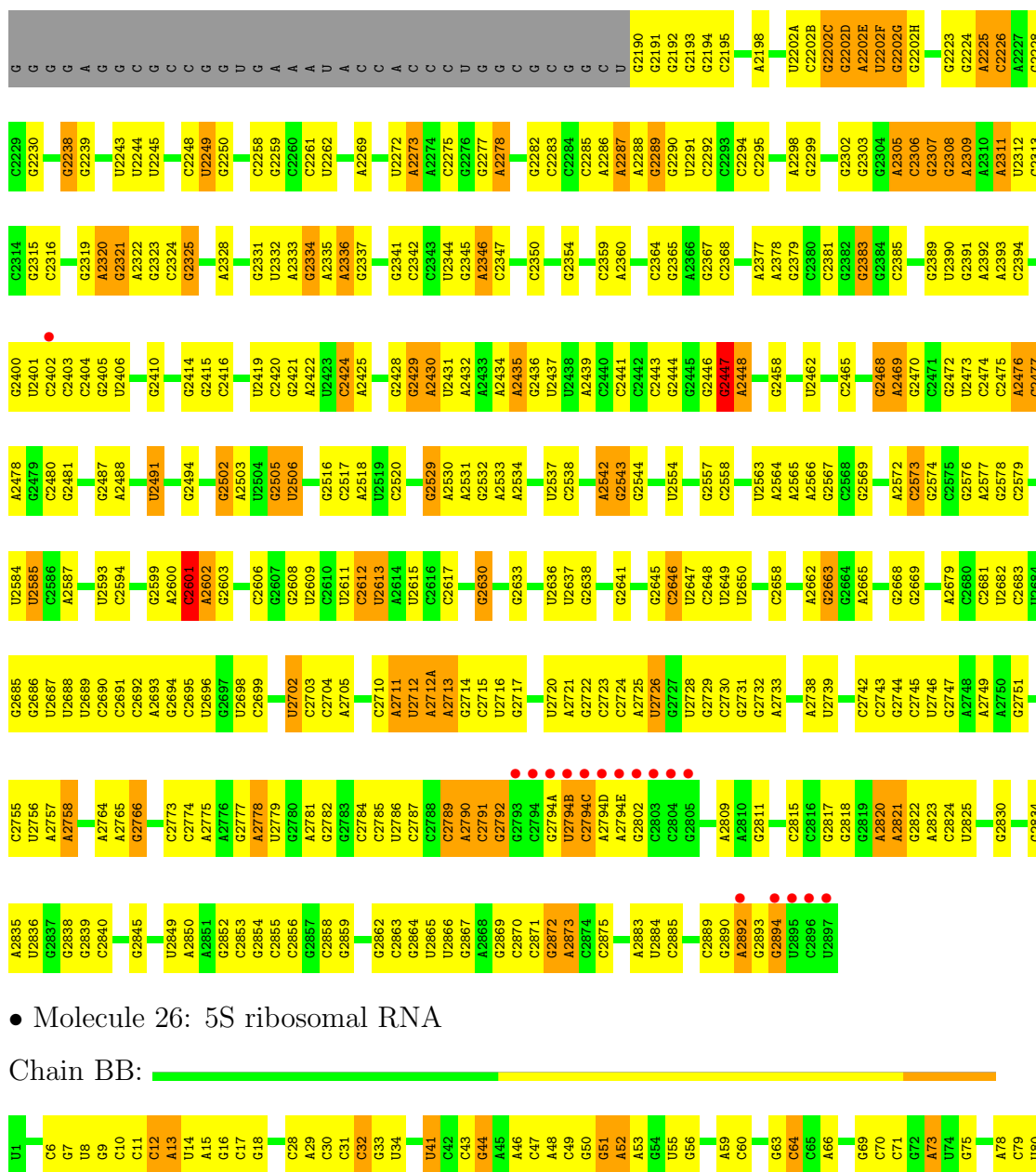






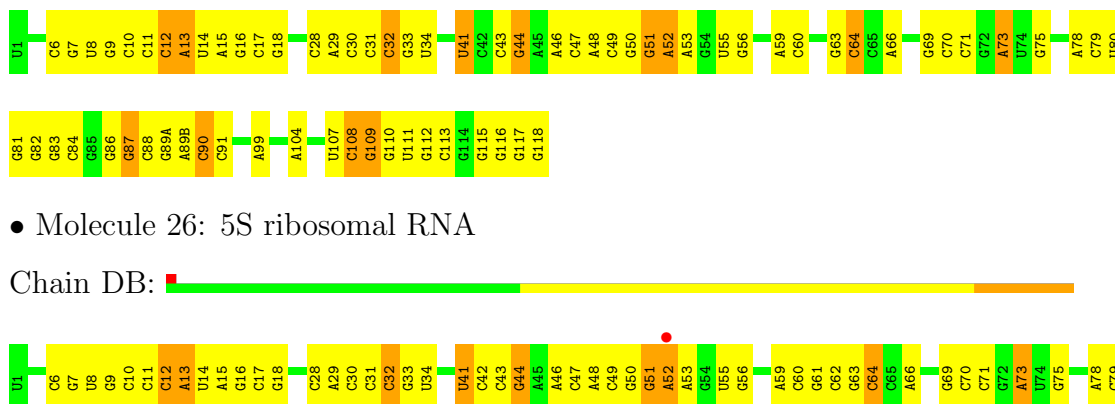
G2090	A2013	U1917	G1824	G1712Q	G1542	C1463	C1386	U1288	A1189	C1116	A1050	G977	U907
U2091	A2014	A1918	A1825	G1746	A1543	C1464	C1387	C1289	G1190	G1117	A1054	G978	C908
G2093	U2016	A1919	G1826	G1746	C1543A	G1465	G1388	C1290	G1465	C1118	G1055	G979	A909
		C1920	G1827	G1750	A1544	G1466	G1389	C1291	C1466	C1119	G1056	A980	A910
	A2019	G1925	G1828	G1751	C1545	C1467	U1394	C1292	A1194	C1121	A1057	A983	A911
G	A2020	U1926	A1829	C1752	C1546	A1468A	A1395	C1293	C1201	G1122	G1058	A984	A912
U	G2021	A1927	G1832	G1753	C1548		U1396	U1299	G1202		G1059	C985	U913
U	U2022	C1928	C1832	G1754	C1549	C1468H	C1399	U1300	G1203	A1126	U1060		C914
C	G2023	G1929	U1833	C1755	C1550	G1468J	C1399	A1301	U1204	A1127	U1061	C991	C915
G	G2024	A1755	U1834	G1756	C1551	G1468K		U1292	U1205	A1128	G1062	C992	G916
C	C2025	U1931	C1648		G1552		C1403	G1309	A1210	A1129	G1063	A917	A917
C	C2026	A1759			A1553		C1404	G1310	U1211	U1130	U1065	A918	A918
C	G2027	A1760	G1651			G1483	U1405	G1311	G1212		U1066	A986	G919
U	U2028	C1761	A1652		C1556	G1484	U1406	U1312		C1135	A1067	C997	U922
C	G2029	G1762	G1653		C1557	G1485	C1407	U1313	G1215	G1137	G1068	C998	C923
U	A2030	G1763	A1654		A1558	A1486	C1408	C1314	G1216	G1138	A1069	U999	C924
C	A2031	C1764	A1655		G1559	G1487			C1217	G1139	A1070	A1000	C925
C	G2032	G1771	C1656			G1488	C1411	G1319	C1218	C1140	G1071	A1001	A926
U	A2033	G1772	C1657		A1566	U1489	A1412	C1320	G1219	U1141	G1072	G1003	G928
A	G2034	A1773	C1658		A1567	A1490			C1220	U1141A	A1073	C1004	G929
G	C2035	C1774	A1668		G1568	G1491	C1416	G1324	A1219A	A1142	G1074	U1005	U930
G	C2036	U1775	A1669		G1569	G1492	C1417	C1327	C1221	A1143	C1075	C1006	G931
A	G2037	U1776				A1494	C1418	G1328	C1222	G1144	C1076	G932	
U	A2038	U1777	G1674		U1578	A1495	C1419	U1329		C1145	A1077	A833	
A	C2039	U1778			A1579	A1496	U1420	C1330	G1227	C1146	U1078	A1009	
G	U2041	U1779	A1677			U1497		C1331	G1228		C1079	A1010	U937
G	A2042	G1678	G1678		C1584	U1503	G1425	G1332	G1229	G1149	C1080	U1012	G938
G	C2043	A1783	U1679		A1586	C1504	C1426	U1335		C1152	U1081	C1013	A941
G		A1784	U1680		A1587	C1505	C1427	A1336	G1235	C1153	U1082	U1014	A942
G		A1785			C1588	C1506	C1428		G1236	C1154	A1084	G1015	U943
A	C2050	A1786	C1684		C1589	U1506A	C1429	A1343	A1237	A1155		G1016	
A	G2052	A1787	C1685		U1590	A1506B	C1430	G1344			A1086	U1019	A945
C			C1686		G1591	A1506C	C1431		A1241	C1161	G1087	A1020	G946
C	C2055	C1790	C1687		C1592	A1506D	C1432	G1348	G1252	G1162	A1088	A1021	
U	G2056	A1791	U1688		G1594	G1506E	U1434	A1349	A1253	G1163	G1089	G1022	G952
U	A2057	U1794	A1689		G1595	C1506F	C1437		A1254	G1164	U1090	U1023	
U		C1795			C1598	U1506G	U1438	U1352	U1255	G1165	G1091	G1024	C955
G	A2058	U1796	U1692			C1506H	A1439	G1356	G1256	C1166	C1092	G1025	G956
A	A2060	C1797	C1694		G1601	U1506I	G1440	U1357	G1261	U1167	U1093	U1026	A957
A	G2061	U1798	G1695		U1602	C1506J	G1441	G1358	C1262	G1168	U1094	A1027	U958
C	A2062	G1799	G1696		A1603	C1506K	G1442	A1359	U1263		A1095	A1028	A959
C	C2063	C1800	G1697			U1506L	G1443	A1360	U1263		A1096	A1029	A960
C	C2064	G1801	A1698		C1607	U1506M	G1444		A1268	G1171	U1097	G1033	G961
C	C2065	U1805	A1700			G1525	A1444A	A1365	A1269	A1173	A1098	G1034	G962
C	U2068	A1808	A1608		A1609				G1270	U1174		U1035	U963
C	G2069	A1810	A1610		A1611	A1529	G1448	G1368	G1271	G1175	U1101	G1036	
U		G1811	G1612		G1611	G1530	A1448A	G1369	A1272	C1176	C1102		G966
U	A2077	U1709	C1613			U1534			A1273	A1103	G1104	G1039	G967
C		C1710	A1614		U1535	A1536	U1454		A1274	C1178	U1105	C1040	U969
C	C2080	G1813	C1615		G1536		G1455	G1373	A1275			C1041	C970
C	G2081	C1711	A1616		C1537					A1182	U1108		
G	A2082	G1816	A1617		G1538		C1458	A1379	G1283	G1183	C1109	A1045	A973
G	C2083	U1911	C1618		G1539		G1459	G1380	A1284	G1184	G1110	A1046	G974
U		A1912	A1619		U1540		A1460		G1285	C1185	A1111	G1047	C974A
U	A1913	C1914	G1712J		G1541		G1461	A1384	G1286	G1186	A1112	A1048	G975
G	U2086	U2011	G1712K		C1625		C1462	G1385	A1287	U1188		C1049	C976





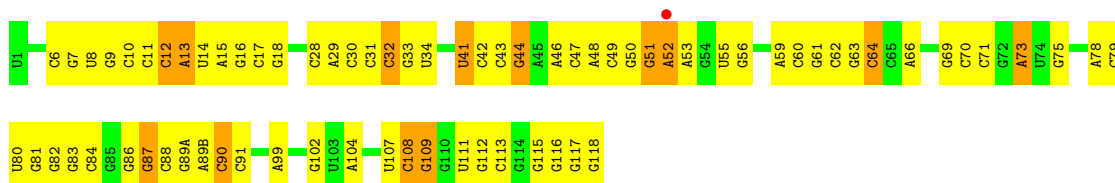
• Molecule 26: 5S ribosomal RNA

Chain BB:



• Molecule 26: 5S ribosomal RNA

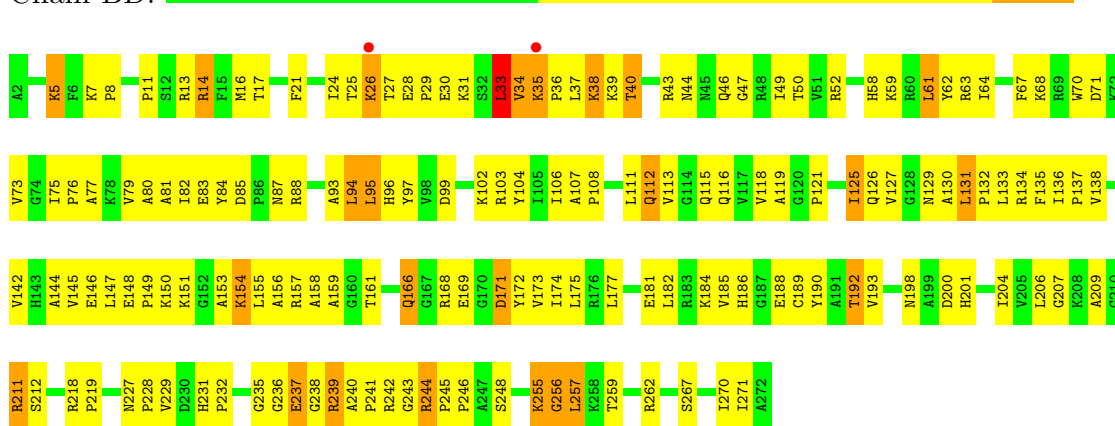
Chain DB:



• Molecule 27: 50S ribosomal protein L2

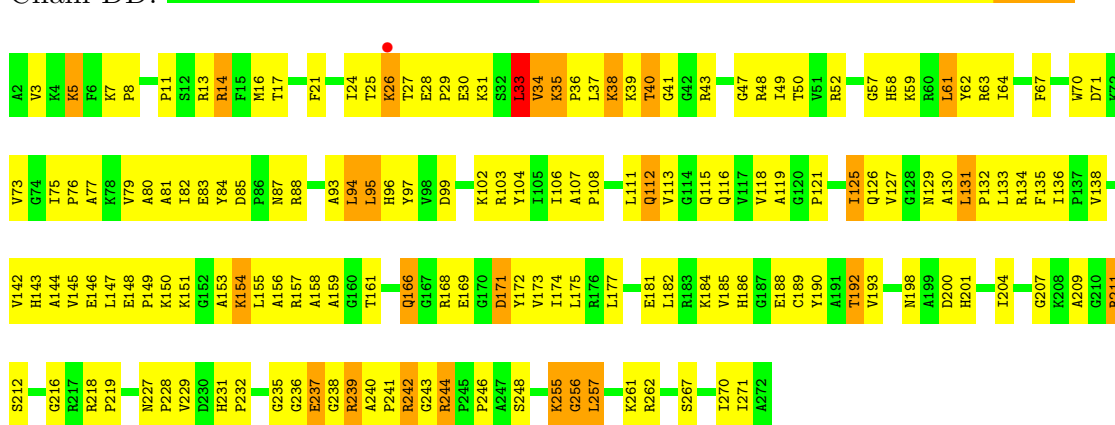


Chain BD:



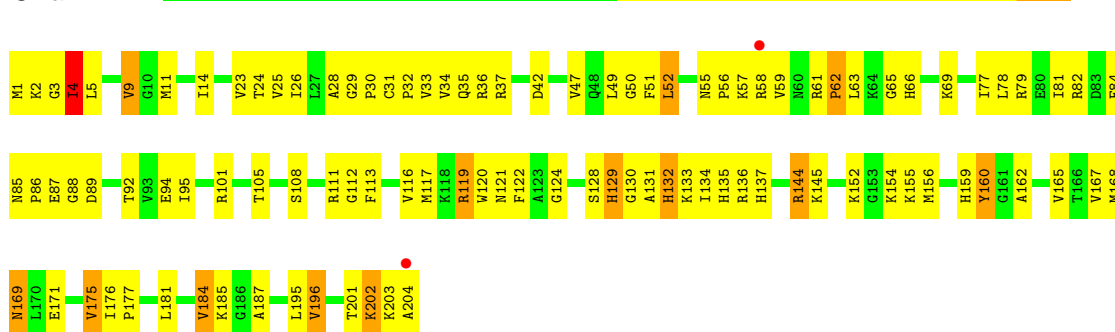
- Molecule 27: 50S ribosomal protein L2

Chain DD:



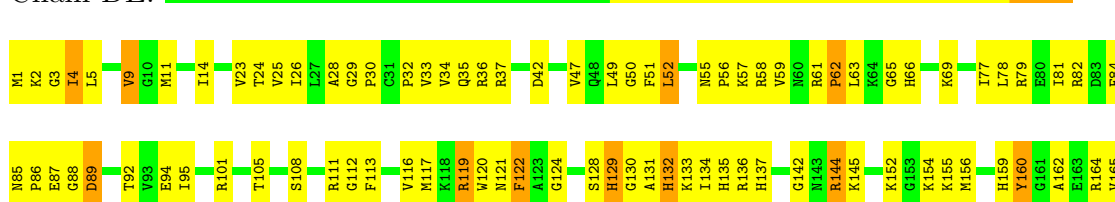
- Molecule 28: 50S ribosomal protein L3

Chain BE:

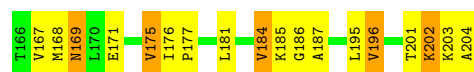


- Molecule 28: 50S ribosomal protein L3

Chain DE:

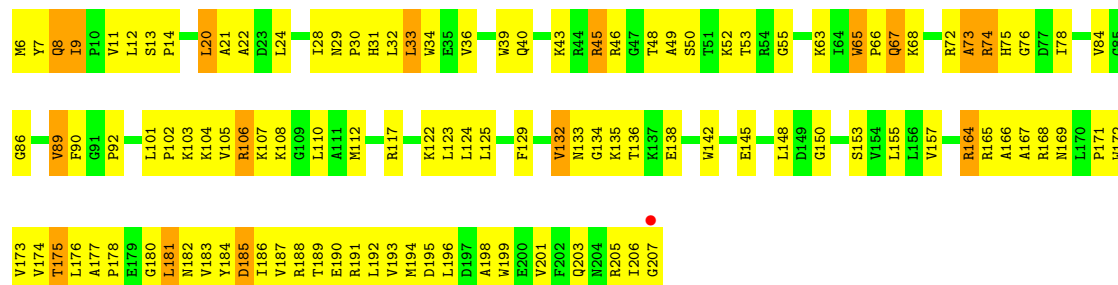






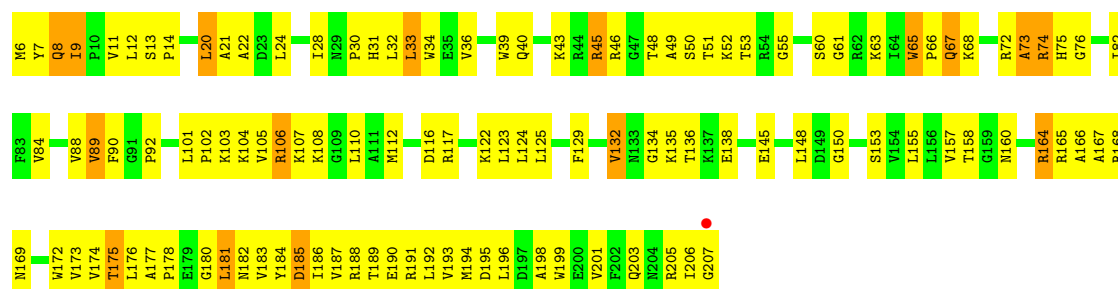
- Molecule 29: 50S ribosomal protein L4

Chain BF:



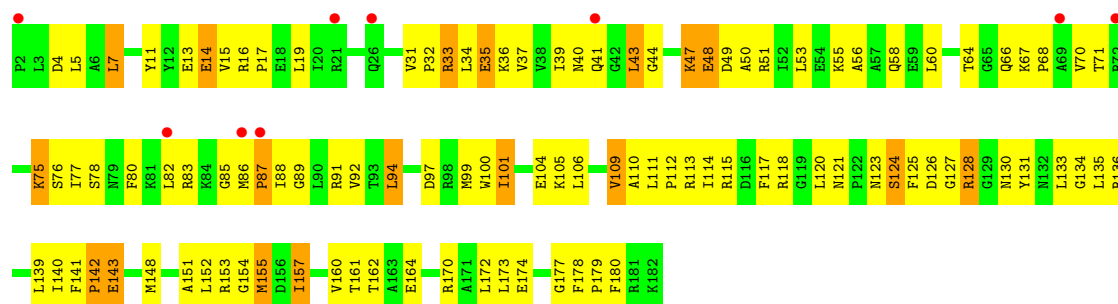
- Molecule 29: 50S ribosomal protein L4

Chain DF:



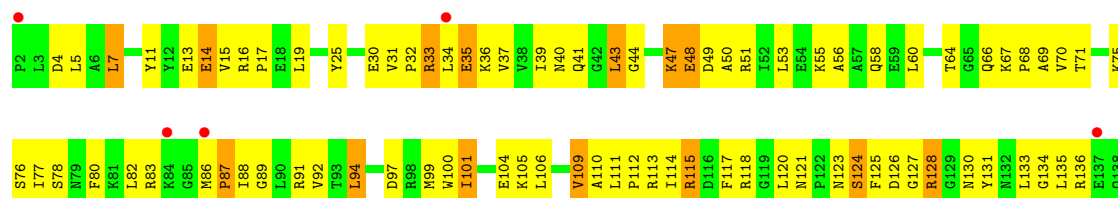
- Molecule 30: 50S ribosomal protein L5

Chain BG:




- Molecule 30: 50S ribosomal protein L5

Chain DG:

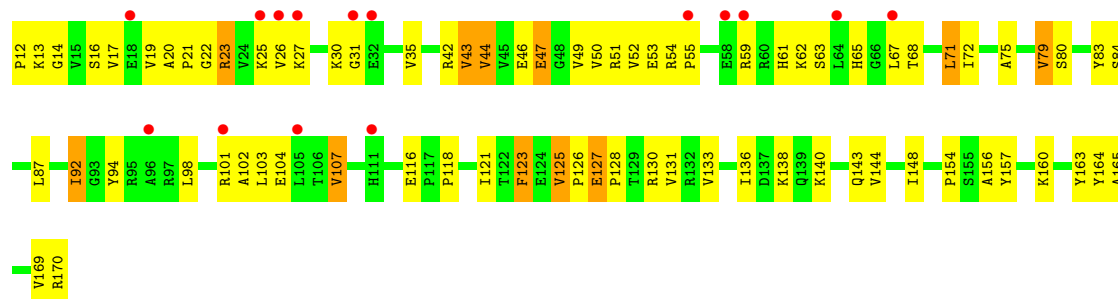






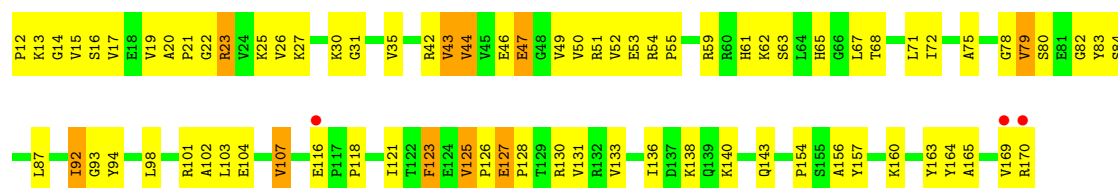
• Molecule 31: 50S ribosomal protein L6

Chain BH:



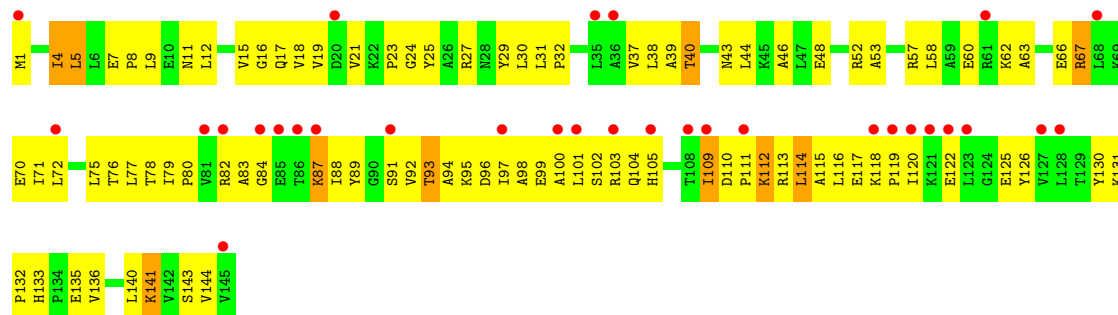
• Molecule 31: 50S ribosomal protein L6

Chain DH:



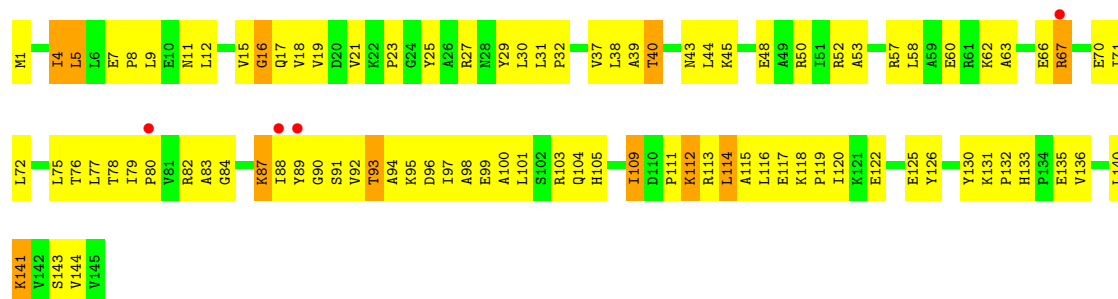
• Molecule 32: 50S ribosomal protein L9

Chain BI:



• Molecule 32: 50S ribosomal protein L9

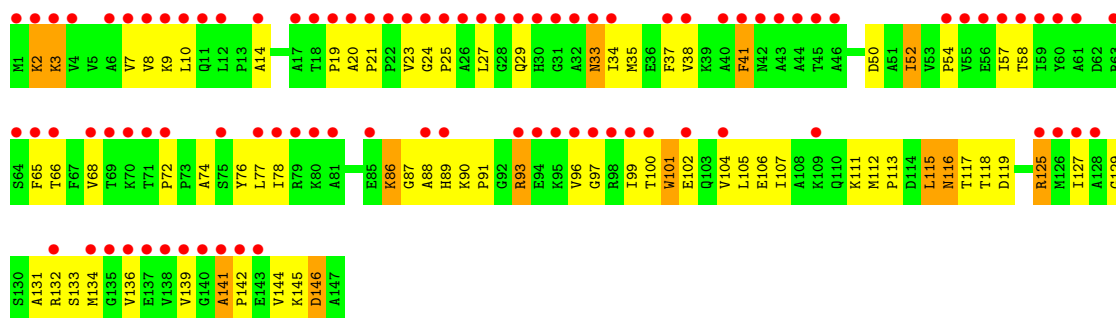
Chain DI:





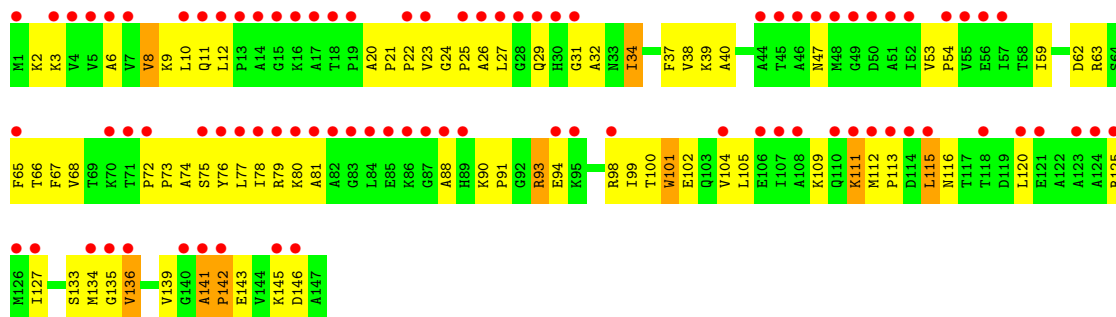
- Molecule 33: 50S ribosomal protein L11

Chain BK:



- Molecule 33: 50S ribosomal protein L11

Chain DK:



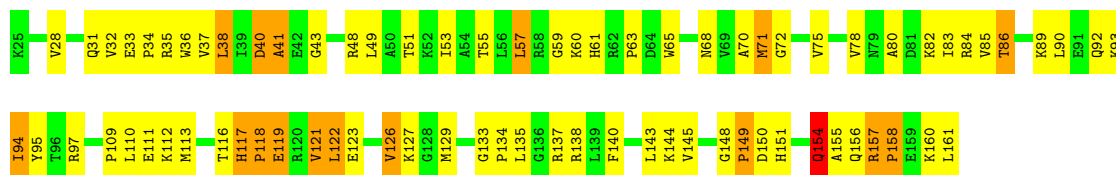
- Molecule 34: 50S ribosomal protein L13

Chain BN:



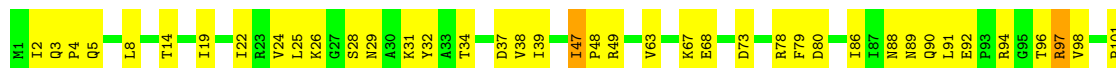
- Molecule 34: 50S ribosomal protein L13

Chain DN:



- Molecule 35: 50S ribosomal protein L14

Chain BO:

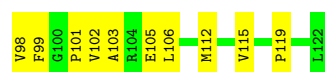
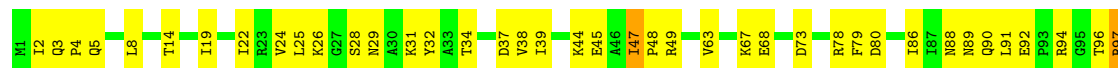






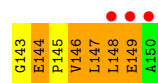
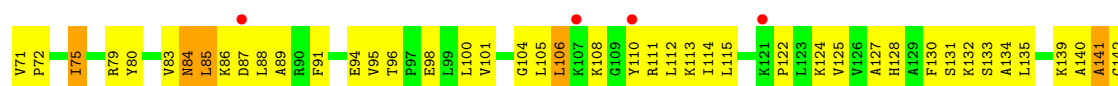
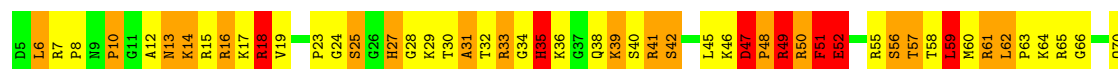
- Molecule 35: 50S ribosomal protein L14

Chain DO:



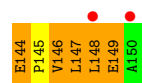

- Molecule 36: 50S ribosomal protein L15

Chain BP:



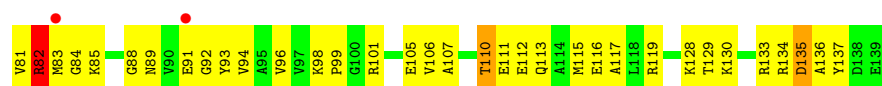
- Molecule 36: 50S ribosomal protein L15

Chain DP:



- Molecule 37: 50S ribosomal protein L16

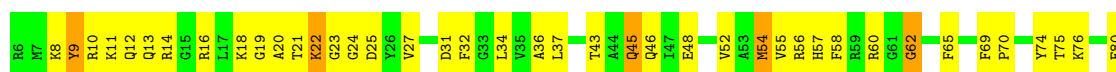
Chain BQ:



- Molecule 37: 50S ribosomal protein L16

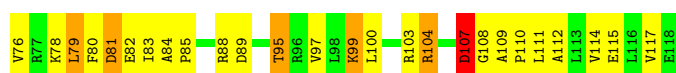
Chain DQ:





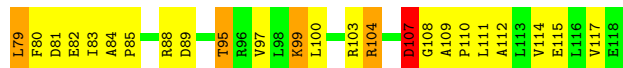
• Molecule 38: 50S ribosomal protein L17

Chain BR:



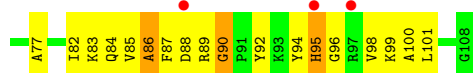
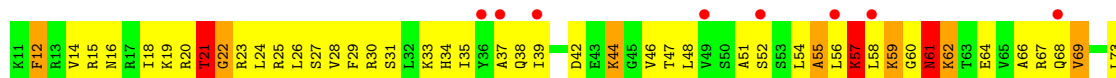
• Molecule 38: 50S ribosomal protein L17

Chain DR:



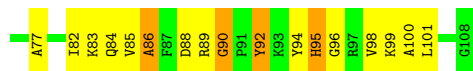
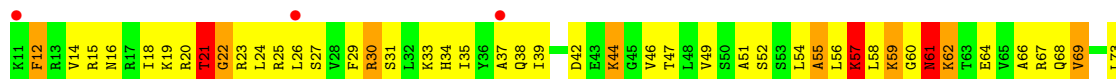
• Molecule 39: 50S ribosomal protein L18

Chain BS:



• Molecule 39: 50S ribosomal protein L18

Chain DS:



• Molecule 40: 50S ribosomal protein L19

Chain BT:







- Molecule 40: 50S ribosomal protein L19

Chain DT:



- Molecule 41: 50S ribosomal protein L20

Chain BU:



- Molecule 41: 50S ribosomal protein L20

Chain DU:



- Molecule 42: 50S ribosomal protein L21

Chain BV:



- Molecule 42: 50S ribosomal protein L21

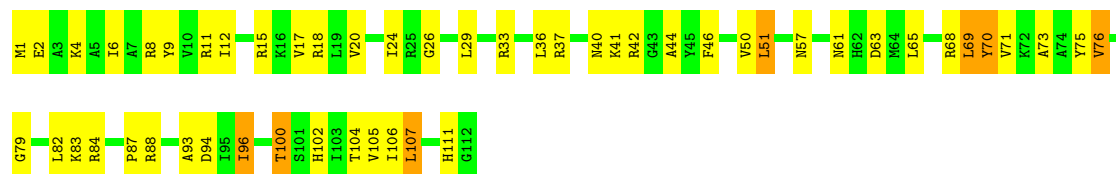
Chain DV:



- Molecule 43: 50S ribosomal protein L22

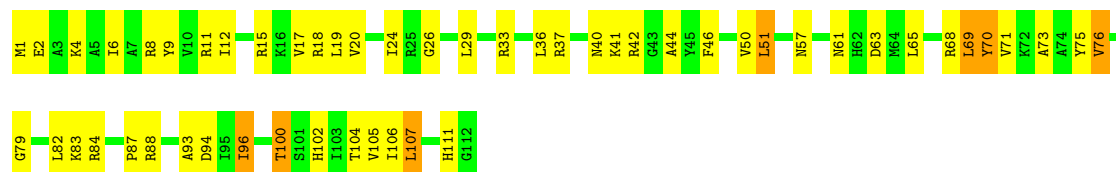


Chain BW: 



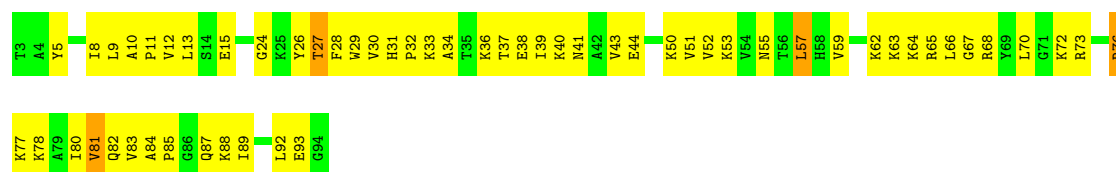
- Molecule 43: 50S ribosomal protein L22

Chain DW: 



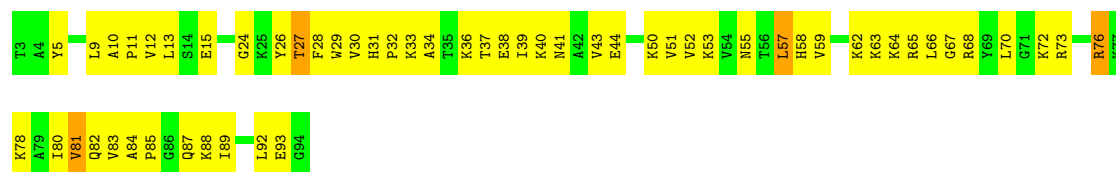
- Molecule 44: 50S ribosomal protein L23

Chain BX: 



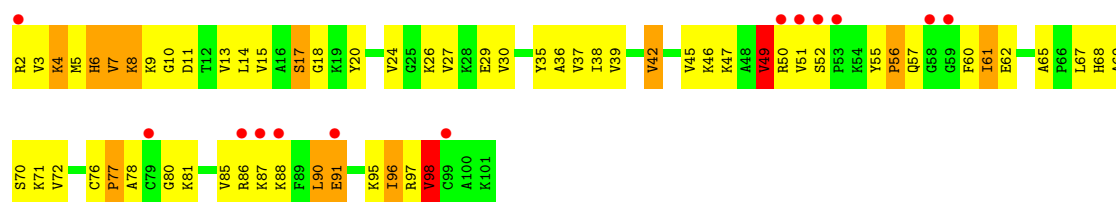
- Molecule 44: 50S ribosomal protein L23

Chain DX: 



- Molecule 45: 50S ribosomal protein L24

Chain BY: 



- Molecule 45: 50S ribosomal protein L24


Chain DY: 





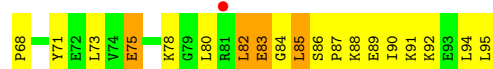






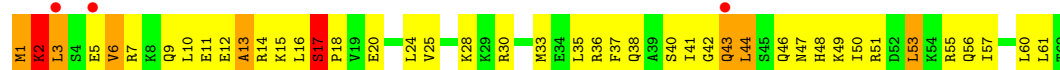
- Molecule 48: 50S ribosomal protein L28

Chain D1:



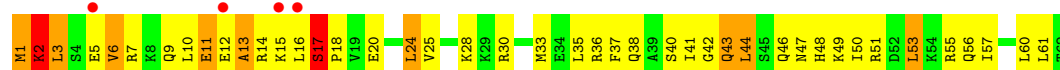
- Molecule 49: 50S ribosomal protein L29

Chain B2:



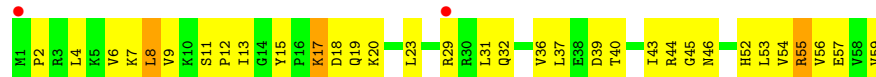
- Molecule 49: 50S ribosomal protein L29

Chain D2:



- Molecule 50: 50S ribosomal protein L30

Chain B3:




- Molecule 50: 50S ribosomal protein L30

Chain D3:



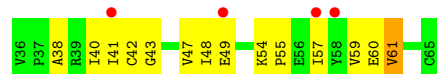
- Molecule 51: 50S ribosomal protein L31

Chain B4:



- Molecule 51: 50S ribosomal protein L31

Chain D4:





- Molecule 52: 50S ribosomal protein L32

Chain B5: 



- Molecule 52: 50S ribosomal protein L32

Chain D5: 



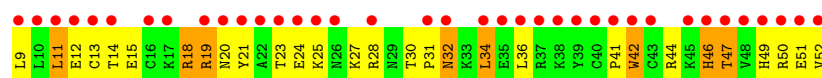
- Molecule 53: 50S ribosomal protein L33

Chain B6: 



- Molecule 53: 50S ribosomal protein L33

Chain D6: 



- Molecule 54: 50S ribosomal protein L34

Chain B7: 



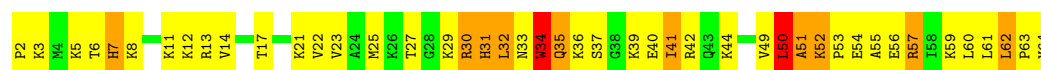
- Molecule 54: 50S ribosomal protein L34

Chain D7: 



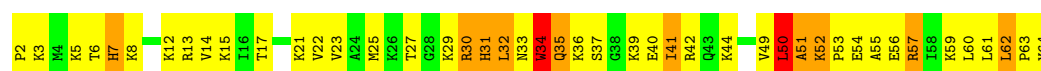
- Molecule 55: 50S ribosomal protein L35

Chain B8: 



- Molecule 55: 50S ribosomal protein L35

Chain D8: 





## 4 Data and refinement statistics

Property	Value	Source
Space group	P 21 21 21	Depositor
Cell constants a, b, c, $\alpha$ , $\beta$ , $\gamma$	212.07Å 454.40Å 618.45Å 90.00° 90.00° 90.00°	Depositor
Resolution (Å)	49.67 – 3.40 49.78 – 3.35	Depositor EDS
% Data completeness (in resolution range)	99.7 (49.67-3.40) 99.7 (49.78-3.35)	Depositor EDS
$R_{merge}$	(Not available)	Depositor
$R_{sym}$	(Not available)	Depositor
$\langle I/\sigma(I) \rangle$ <sup>1</sup>	1.72 (at 3.33Å)	Xtriage
Refinement program	PHENIX (phenix.refine: 1.6.4_486)	Depositor
R, $R_{free}$	0.234 , 0.268 0.299 , (Not available)	Depositor DCC
$R_{free}$ test set	No test flags present.	DCC
Wilson B-factor (Å <sup>2</sup> )	83.6	Xtriage
Anisotropy	0.218	Xtriage
Bulk solvent $k_{sol}$ (e/Å <sup>3</sup> ), $B_{sol}$ (Å <sup>2</sup> )	0.27 , 61.6	EDS
Estimated twinning fraction	No twinning to report.	Xtriage
L-test for twinning	$\langle  L  \rangle = 0.44$ , $\langle L^2 \rangle = 0.26$	Xtriage
Outliers	0 of 844633 reflections	Xtriage
$F_o, F_c$ correlation	0.91	EDS
Total number of atoms	294074	wwPDB-VP
Average B, all atoms (Å <sup>2</sup> )	109.0	wwPDB-VP

Xtriage's analysis on translational NCS is as follows: *The largest off-origin peak in the Patterson function is 1.50% of the height of the origin peak. No significant pseudotranslation is detected.*

<sup>1</sup>Intensities estimated from amplitudes.



## 5 Model quality ⓘ

### 5.1 Standard geometry ⓘ

Bond lengths and bond angles in the following residue types are not validated in this section: ZN, MG

The Z score for a bond length (or angle) is the number of standard deviations the observed value is removed from the expected value. A bond length (or angle) with  $|Z| > 5$  is considered an outlier worth inspection. RMSZ is the root-mean-square of all Z scores of the bond lengths (or angles).

Mol	Chain	Bond lengths		Bond angles	
		RMSZ	$\# Z  > 5$	RMSZ	$\# Z  > 5$
1	AA	0.27	2/36194 (0.0%)	0.55	0/56493
1	CA	0.27	2/36194 (0.0%)	0.54	0/56493
2	AV	0.26	0/241	0.53	0/374
2	CV	0.23	0/241	0.54	0/374
3	AW	0.25	0/1832	0.52	0/2855
3	CW	0.26	0/1832	0.53	0/2855
4	AY	0.21	0/2925	0.39	0/3953
4	CY	0.21	0/2925	0.39	0/3953
5	AB	0.22	0/1936	0.40	0/2609
5	CB	0.22	0/1936	0.39	0/2609
6	AC	0.22	0/1637	0.39	0/2205
6	CC	0.22	0/1637	0.39	0/2205
7	AD	0.25	0/1733	0.44	0/2318
7	CD	0.24	0/1733	0.41	0/2318
8	AE	0.24	0/1172	0.44	0/1576
8	CE	0.24	0/1172	0.43	0/1576
9	AF	0.23	0/856	0.42	0/1154
9	CF	0.24	0/856	0.43	0/1154
10	AG	0.22	0/1276	0.37	0/1709
10	CG	0.22	0/1276	0.37	0/1709
11	AH	0.23	0/1136	0.44	0/1527
11	CH	0.22	0/1136	0.43	0/1527
12	AI	0.23	0/1029	0.40	0/1378
12	CI	0.22	0/1029	0.40	0/1378
13	AJ	0.21	0/808	0.41	0/1085
13	CJ	0.21	0/808	0.41	0/1085
14	AK	0.24	0/857	0.43	0/1157
14	CK	0.24	0/857	0.43	0/1157
15	AL	0.27	0/973	0.47	0/1301
15	CL	0.26	0/973	0.47	0/1301
16	AM	0.20	0/944	0.40	0/1265
16	CM	0.20	0/944	0.40	0/1265



Mol	Chain	Bond lengths		Bond angles	
		RMSZ	# Z  >5	RMSZ	# Z  >5
17	AN	0.24	0/501	0.41	0/664
17	CN	0.25	0/501	0.39	0/664
18	AO	0.24	0/745	0.39	0/992
18	CO	0.24	0/745	0.39	0/992
19	AP	0.24	0/717	0.43	0/963
19	CP	0.22	0/717	0.43	0/963
20	AQ	0.25	0/837	0.41	0/1117
20	CQ	0.23	0/837	0.41	0/1117
21	AR	0.24	0/579	0.43	0/768
21	CR	0.24	0/579	0.43	0/768
22	AS	0.21	0/643	0.40	0/865
22	CS	0.22	0/643	0.40	0/865
23	AT	0.23	0/764	0.39	0/1006
23	CT	0.22	0/764	0.39	0/1006
24	AU	0.21	0/213	0.40	0/277
24	CU	0.21	0/213	0.41	0/277
25	BA	0.38	6/67268 (0.0%)	0.67	12/105011 (0.0%)
25	DA	0.42	6/67268 (0.0%)	0.70	21/105011 (0.0%)
26	BB	0.25	0/2853	0.55	0/4451
26	DB	0.26	0/2853	0.56	0/4451
27	BD	0.33	0/2155	0.53	0/2905
27	DD	0.35	0/2155	0.53	1/2905 (0.0%)
28	BE	0.28	0/1597	0.49	0/2153
28	DE	0.29	0/1597	0.49	0/2153
29	BF	0.29	0/1622	0.48	0/2194
29	DF	0.31	0/1622	0.48	0/2194
30	BG	0.23	0/1500	0.42	0/2017
30	DG	0.23	0/1500	0.43	0/2017
31	BH	0.22	0/1246	0.44	0/1682
31	DH	0.24	0/1246	0.45	0/1682
32	BI	0.22	0/1148	0.42	0/1552
32	DI	0.23	0/1148	0.43	0/1552
33	BK	0.21	0/1108	0.40	0/1500
33	DK	0.20	0/1108	0.39	0/1500
34	BN	0.27	0/1124	0.46	0/1515
34	DN	0.29	0/1124	0.47	0/1515
35	BO	0.28	0/942	0.47	0/1268
35	DO	0.30	0/942	0.48	0/1268
36	BP	0.34	0/1131	0.62	1/1504 (0.1%)
36	DP	0.36	0/1131	0.63	1/1504 (0.1%)
37	BQ	0.30	0/1085	0.52	0/1449
37	DQ	0.31	0/1085	0.52	0/1449
38	BR	0.28	0/974	0.48	0/1302



Mol	Chain	Bond lengths		Bond angles	
		RMSZ	# Z  >5	RMSZ	# Z  >5
38	DR	0.29	0/974	0.49	0/1302
39	BS	0.24	0/779	0.44	0/1036
39	DS	0.25	0/779	0.44	0/1036
40	BT	0.27	0/1158	0.47	0/1544
40	DT	0.28	0/1158	0.48	0/1544
41	BU	0.31	0/982	0.47	0/1306
41	DU	0.32	0/982	0.46	0/1306
42	BV	0.28	0/790	0.49	0/1057
42	DV	0.29	0/790	0.49	0/1057
43	BW	0.30	0/902	0.47	0/1209
43	DW	0.29	0/902	0.47	0/1209
44	BX	0.30	0/740	0.46	0/993
44	DX	0.33	0/740	0.48	0/993
45	BY	0.28	0/789	0.49	0/1051
45	DY	0.30	0/789	0.49	0/1051
46	BZ	0.22	0/1515	0.42	0/2056
46	DZ	0.23	0/1515	0.42	0/2056
47	B0	0.27	0/613	0.53	0/816
47	D0	0.29	0/613	0.52	0/816
48	B1	0.34	0/702	0.59	1/932 (0.1%)
48	D1	0.36	0/702	0.61	1/932 (0.1%)
49	B2	0.27	0/523	0.50	0/690
49	D2	0.32	0/523	0.53	0/690
50	B3	0.25	0/473	0.43	0/634
50	D3	0.27	0/473	0.43	0/634
51	B4	0.24	0/229	0.40	0/309
51	D4	0.23	0/229	0.42	0/309
52	B5	0.27	0/419	0.51	0/567
52	D5	0.29	0/419	0.50	0/567
53	B6	0.21	0/388	0.41	0/518
53	D6	0.21	0/388	0.42	0/518
54	B7	0.34	0/427	0.54	0/561
54	D7	0.38	0/427	0.56	0/561
55	B8	0.32	0/516	0.49	0/679
55	D8	0.35	0/516	0.50	0/679
All	All	0.33	16/316492 (0.0%)	0.59	38/472144 (0.0%)

Chiral center outliers are detected by calculating the chiral volume of a chiral center and verifying if the center is modelled as a planar moiety or with the opposite hand. A planarity outlier is detected by checking planarity of atoms in a peptide group, atoms in a mainchain group or atoms of a sidechain that are expected to be planar.



Mol	Chain	#Chirality outliers	#Planarity outliers
36	BP	0	1
36	DP	0	1
38	BR	0	1
38	DR	0	1
48	B1	0	1
48	D1	0	1
52	B5	0	1
All	All	0	7

All (16) bond length outliers are listed below:

Mol	Chain	Res	Type	Atoms	Z	Observed(Å)	Ideal(Å)
25	BA	1913	A	P-OP1	-9.19	1.33	1.49
1	AA	1493	A	P-OP2	-9.00	1.33	1.49
25	BA	1912	A	P-OP2	-9.00	1.33	1.49
25	DA	1912	A	P-OP1	-8.94	1.33	1.49
1	CA	1493	A	P-OP1	-8.80	1.33	1.49
25	DA	1914	C	P-OP2	-8.79	1.34	1.49
25	BA	1914	C	P-OP1	-8.77	1.34	1.49
25	DA	1913	A	P-OP1	-8.74	1.34	1.49
25	DA	1913	A	P-OP2	-8.73	1.34	1.49
25	DA	1912	A	P-OP2	-8.72	1.34	1.49
1	CA	1493	A	P-OP2	-8.58	1.34	1.49
25	BA	1914	C	P-OP2	-8.51	1.34	1.49
1	AA	1493	A	P-OP1	-8.46	1.34	1.49
25	BA	1912	A	P-OP1	-8.42	1.34	1.49
25	DA	1914	C	P-OP1	-8.41	1.34	1.49
25	BA	1913	A	P-OP2	-8.36	1.34	1.49

All (38) bond angle outliers are listed below:

Mol	Chain	Res	Type	Atoms	Z	Observed(°)	Ideal(°)
25	BA	2061	G	N1-C6-O6	8.50	125.00	119.90
25	DA	2447	G	N1-C6-O6	6.34	123.71	119.90
25	DA	2061	G	N1-C6-O6	6.02	123.51	119.90
25	DA	1899	G	C2-N3-C4	-6.02	108.89	111.90
25	DA	2447	G	C6-C5-N7	-5.97	126.82	130.40
25	DA	774	A	C2-N3-C4	-5.97	107.62	110.60
25	BA	2447	G	N1-C6-O6	5.91	123.45	119.90
25	BA	2447	G	C8-N9-C1'	-5.84	119.41	127.00
25	DA	783	A	C5-N7-C8	-5.82	100.99	103.90
25	DA	2447	G	C8-N9-C1'	-5.76	119.51	127.00
25	DA	330	A	C2-N3-C4	-5.75	107.73	110.60

*Continued on next page...*



*Continued from previous page...*

Mol	Chain	Res	Type	Atoms	Z	Observed(°)	Ideal(°)
25	BA	2061	G	C5-C6-O6	-5.66	125.20	128.60
25	BA	676	A	C5-N7-C8	-5.63	101.08	103.90
25	DA	450	G	C5-C6-N1	-5.63	108.69	111.50
25	DA	676	A	C5-N7-C8	-5.58	101.11	103.90
25	BA	1786	A	N7-C8-N9	5.56	116.58	113.80
25	DA	1493	C	C2-N1-C1'	5.56	124.91	118.80
48	B1	35	THR	N-CA-C	5.55	126.00	111.00
25	DA	2447	G	C4-N9-C1'	5.54	133.70	126.50
25	BA	1786	A	C6-C5-N7	-5.53	128.43	132.30
48	D1	35	THR	N-CA-C	5.47	125.77	111.00
25	DA	2249	U	N3-C4-C5	-5.46	111.32	114.60
25	BA	1493	C	C2-N1-C1'	5.46	124.80	118.80
36	DP	52	GLU	N-CA-C	5.42	125.64	111.00
25	DA	945	A	N7-C8-N9	5.40	116.50	113.80
36	BP	52	GLU	N-CA-C	5.34	125.42	111.00
25	BA	676	A	N7-C8-N9	5.27	116.44	113.80
25	BA	2447	G	C4-N9-C1'	5.23	133.30	126.50
25	DA	1786	A	N7-C8-N9	5.21	116.41	113.80
25	DA	2028	U	N3-C4-C5	-5.21	111.48	114.60
27	DD	41	GLY	N-CA-C	5.17	126.02	113.10
25	DA	945	A	C5-N7-C8	-5.13	101.34	103.90
25	BA	2447	G	C6-C5-N7	-5.12	127.33	130.40
25	DA	1902	C	N3-C4-N4	-5.09	114.43	118.00
25	DA	1786	A	C6-C5-N7	-5.07	128.75	132.30
25	DA	676	A	N7-C8-N9	5.04	116.32	113.80
25	DA	2601	C	C3'-C2'-C1'	5.03	105.53	101.50
25	BA	2601	C	C3'-C2'-C1'	5.02	105.51	101.50

There are no chirality outliers.

All (7) planarity outliers are listed below:

Mol	Chain	Res	Type	Group
48	B1	26	ARG	Peptide
52	B5	4	HIS	Peptide
36	BP	51	PHE	Peptide
38	BR	10	LEU	Peptide
48	D1	26	ARG	Peptide
36	DP	51	PHE	Peptide
38	DR	10	LEU	Peptide



## 5.2 Close contacts ⓘ

In the following table, the Non-H and H(model) columns list the number of non-hydrogen atoms and hydrogen atoms in the chain respectively. The H(added) column lists the number of hydrogens added by MolProbity. The Clashes column lists the number of clashes within the asymmetric unit, and the number in parentheses is this value normalized per 1000 atoms of the molecule in the chain. The Symm-Clashes column gives symmetry related clashes, in the same way as for the Clashes column.

Mol	Chain	Non-H	H(model)	H(added)	Clashes	Symm-Clashes
1	AA	32332	0	16318	783	0
1	CA	32332	0	16318	798	0
2	AV	214	0	110	7	0
2	CV	214	0	110	8	0
3	AW	1640	0	837	26	0
3	CW	1640	0	837	24	0
4	AY	2874	0	2866	173	0
4	CY	2874	0	2866	164	0
5	AB	1901	0	1951	118	0
5	CB	1901	0	1951	119	0
6	AC	1613	0	1677	100	0
6	CC	1613	0	1677	101	0
7	AD	1703	0	1764	102	0
7	CD	1703	0	1765	121	0
8	AE	1156	0	1213	80	0
8	CE	1156	0	1213	80	0
9	AF	843	0	857	36	0
9	CF	843	0	857	36	0
10	AG	1257	0	1296	46	0
10	CG	1257	0	1296	42	0
11	AH	1116	0	1177	72	0
11	CH	1116	0	1177	77	0
12	AI	1011	0	1043	69	0
12	CI	1011	0	1043	70	0
13	AJ	795	0	840	74	0
13	CJ	795	0	840	72	0
14	AK	843	0	859	39	0
14	CK	843	0	859	40	0
15	AL	957	0	1046	73	0
15	CL	957	0	1046	71	0
16	AM	934	0	992	50	0
16	CM	934	0	992	55	0
17	AN	492	0	530	47	0
17	CN	492	0	530	39	0
18	AO	734	0	771	34	0

*Continued on next page...*



*Continued from previous page...*

Mol	Chain	Non-H	H(model)	H(added)	Clashes	Symm-Clashes
18	CO	734	0	771	34	0
19	AP	701	0	720	51	0
19	CP	701	0	720	49	0
20	AQ	824	0	893	38	0
20	CQ	824	0	893	40	0
21	AR	574	0	644	37	0
21	CR	574	0	644	39	0
22	AS	630	0	652	55	0
22	CS	630	0	652	56	0
23	AT	762	0	859	38	0
23	CT	762	0	859	40	0
24	AU	209	0	221	16	0
24	CU	209	0	221	17	0
25	BA	60059	0	30274	1273	0
25	DA	60059	0	30274	1280	0
26	BB	2551	0	1295	81	0
26	DB	2551	0	1295	83	0
27	BD	2105	0	2182	176	0
27	DD	2105	0	2182	179	0
28	BE	1564	0	1629	122	0
28	DE	1564	0	1629	123	0
29	BF	1587	0	1632	100	0
29	DF	1587	0	1632	108	0
30	BG	1475	0	1537	110	0
30	DG	1475	0	1537	114	0
31	BH	1223	0	1282	76	0
31	DH	1223	0	1282	77	0
32	BI	1133	0	1220	100	0
32	DI	1133	0	1220	110	0
33	BK	1088	0	1138	58	0
33	DK	1088	0	1138	61	0
34	BN	1097	0	1168	80	0
34	DN	1097	0	1168	74	0
35	BO	932	0	994	45	0
35	DO	932	0	994	46	0
36	BP	1114	0	1187	184	0
36	DP	1114	0	1187	194	0
37	BQ	1065	0	1114	82	0
37	DQ	1065	0	1114	83	0
38	BR	960	0	1021	84	0
38	DR	960	0	1021	77	0
39	BS	771	0	832	60	0

*Continued on next page...*



*Continued from previous page...*

Mol	Chain	Non-H	H(model)	H(added)	Clashes	Symm-Clashes
39	DS	771	0	832	60	0
40	BT	1144	0	1211	76	0
40	DT	1144	0	1211	74	0
41	BU	964	0	1022	83	0
41	DU	964	0	1022	78	0
42	BV	779	0	852	83	0
42	DV	779	0	852	79	0
43	BW	891	0	951	58	0
43	DW	891	0	951	61	0
44	BX	726	0	778	64	0
44	DX	726	0	778	65	0
45	BY	776	0	870	80	0
45	DY	776	0	870	81	0
46	BZ	1483	0	1507	89	0
46	DZ	1483	0	1507	89	0
47	B0	605	0	628	36	0
47	D0	605	0	628	32	0
48	B1	695	0	764	67	0
48	D1	695	0	764	77	0
49	B2	521	0	575	52	0
49	D2	521	0	575	56	0
50	B3	468	0	523	27	0
50	D3	468	0	523	24	0
51	B4	226	0	227	13	0
51	D4	226	0	225	15	0
52	B5	405	0	420	27	0
52	D5	405	0	420	31	0
53	B6	381	0	391	28	0
53	D6	381	0	391	26	0
54	B7	419	0	467	22	0
54	D7	419	0	467	22	0
55	B8	508	0	576	58	0
55	D8	508	0	576	60	0
56	AA	393	0	0	0	0
56	AC	1	0	0	0	0
56	AG	1	0	0	0	0
56	AO	1	0	0	0	0
56	AQ	1	0	0	0	0
56	AT	3	0	0	0	0
56	AV	1	0	0	0	0
56	AW	18	0	0	0	0
56	AY	3	0	0	0	0

*Continued on next page...*



*Continued from previous page...*

Mol	Chain	Non-H	H(model)	H(added)	Clashes	Symm-Clashes
56	B0	2	0	0	0	0
56	B1	1	0	0	0	0
56	B3	1	0	0	0	0
56	B5	1	0	0	0	0
56	B8	2	0	0	0	0
56	BA	824	0	0	0	0
56	BB	23	0	0	0	0
56	BD	1	0	0	0	0
56	BE	1	0	0	0	0
56	BF	1	0	0	0	0
56	BP	1	0	0	0	0
56	BT	1	0	0	0	0
56	BX	2	0	0	0	0
56	BY	1	0	0	0	0
56	CA	326	0	0	0	0
56	CD	1	0	0	0	0
56	CM	1	0	0	0	0
56	CR	1	0	0	0	0
56	CV	2	0	0	0	0
56	CW	16	0	0	0	0
56	CY	2	0	0	0	0
56	D0	1	0	0	0	0
56	D1	1	0	0	0	0
56	D5	3	0	0	0	0
56	D7	2	0	0	0	0
56	DA	732	0	0	0	0
56	DB	20	0	0	0	0
56	DD	1	0	0	0	0
56	DE	1	0	0	0	0
56	DF	2	0	0	0	0
56	DH	1	0	0	0	0
56	DI	2	0	0	0	0
56	DN	1	0	0	0	0
56	DP	2	0	0	0	0
56	DQ	4	0	0	0	0
56	DV	1	0	0	0	0
56	DW	2	0	0	0	0
56	DX	1	0	0	0	0
57	AD	1	0	0	0	0
57	AN	1	0	0	0	0
57	CD	1	0	0	0	0
57	CN	1	0	0	0	0

*Continued on next page...*



*Continued from previous page...*

Mol	Chain	Non-H	H(model)	H(added)	Clashes	Symm-Clashes
All	All	294074	0	200805	10187	0

Clashscore is defined as the number of clashes calculated for the entry per 1000 atoms (including hydrogens) of the entry. The overall clashscore for this entry is 21.

All (10187) close contacts within the same asymmetric unit are listed below.

Atom-1	Atom-2	Distance(Å)	Clash(Å)
1:CA:559:A:H4'	1:CA:560:U:H3'	1.26	1.16
25:BA:1899:G:N2	25:BA:1902:C:H41	1.43	1.15
45:DY:76:CYS:SG	45:DY:77:PRO:HD2	1.91	1.11
25:DA:1899:G:N2	25:DA:1902:C:H41	1.48	1.10
1:AA:559:A:H4'	1:AA:560:U:H3'	1.26	1.09
48:B1:11:ARG:HB3	48:B1:12:PRO:HD2	1.34	1.08
48:D1:11:ARG:HB3	48:D1:12:PRO:HD2	1.34	1.07
41:BU:90:VAL:HG22	41:BU:91:ASP:H	1.20	1.07
25:DA:1541:U:H3'	25:DA:1542:G:H3'	1.38	1.05
45:BY:76:CYS:SG	45:BY:77:PRO:HD2	1.95	1.05
41:DU:90:VAL:HG22	41:DU:91:ASP:H	1.16	1.05
44:BX:84:ALA:HB3	44:BX:87:GLN:HE21	1.22	1.04
52:D5:4:HIS:HB2	52:D5:5:PRO:HD3	1.40	1.04
25:DA:774:A:H2	25:DA:787:U:HO2'	1.04	1.03
31:DH:121:ILE:HD11	31:DH:140:LYS:HD3	1.41	1.03
1:AA:1286:A:H3'	1:AA:1287:A:H5''	1.41	1.03
1:CA:1286:A:H3'	1:CA:1287:A:H5''	1.41	1.03
44:DX:84:ALA:HB3	44:DX:87:GLN:HE21	1.20	1.02
27:BD:246:PRO:HG2	27:BD:255:LYS:HG2	1.42	1.02
52:B5:4:HIS:HB2	52:B5:5:PRO:HD3	1.40	1.01
36:DP:23:PRO:HB2	36:DP:33:ARG:HG3	1.41	1.00
25:DA:2068:U:H3	25:DA:2430:A:H2	1.09	1.00
27:DD:246:PRO:HG2	27:DD:255:LYS:HG2	1.38	0.99
25:BA:1541:U:H3'	25:BA:1542:G:H3'	1.38	0.99
31:BH:121:ILE:HD11	31:BH:140:LYS:HD3	1.43	0.99
45:DY:90:LEU:HG	45:DY:91:GLU:H	1.28	0.99
37:BQ:74:TYR:HD2	37:BQ:91:GLU:HB2	1.28	0.98
36:BP:16:ARG:NH2	36:BP:18:ARG:HB2	1.77	0.98
36:BP:23:PRO:HB2	36:BP:33:ARG:HG3	1.42	0.98
37:DQ:74:TYR:HD2	37:DQ:91:GLU:HB2	1.28	0.98
15:AL:74:HIS:HD2	15:AL:76:LEU:H	1.11	0.98
1:AA:1101:A:H4'	1:AA:1102:A:O5'	1.64	0.98
25:DA:1190:G:H5''	36:DP:35:HIS:HA	1.47	0.97
45:BY:90:LEU:HG	45:BY:91:GLU:H	1.29	0.97
25:DA:875:G:H4'	46:DZ:170:THR:HG21	1.45	0.97

*Continued on next page...*



*Continued from previous page...*

Atom-1	Atom-2	Distance(Å)	Clash(Å)
4:AY:358:ILE:HA	4:AY:362:LEU:HB2	1.46	0.97
15:CL:31:PHE:HB3	15:CL:83:LEU:HD11	1.47	0.96
41:DU:75:ASN:H	41:DU:75:ASN:HD22	1.07	0.96
6:AC:91:LEU:HD22	6:AC:99:VAL:HG12	1.47	0.96
36:DP:16:ARG:NH2	36:DP:18:ARG:HB2	1.79	0.96
25:BA:875:G:H4'	46:BZ:170:THR:HG21	1.47	0.96
25:BA:1332:G:N2	25:BA:1610:A:H8	1.65	0.95
4:CY:358:ILE:HA	4:CY:362:LEU:HB2	1.46	0.95
25:BA:1902:C:H1'	27:BD:244:ARG:HD3	1.46	0.95
30:BG:41:GLN:HG2	30:BG:155:MET:HB3	1.48	0.95
25:BA:1009:A:H8	25:BA:1009:A:H5'	1.32	0.95
2:CV:19:U:H3	4:CY:139:GLY:HA3	1.31	0.95
25:BA:2681:C:H5	25:BA:2725:A:H62	1.13	0.95
1:CA:1101:A:H4'	1:CA:1102:A:O5'	1.63	0.95
7:CD:59:ARG:HE	7:CD:59:ARG:HA	1.30	0.94
25:BA:806:C:OP2	36:BP:39:LYS:HD3	1.66	0.94
49:D2:50:ILE:HD12	49:D2:51:ARG:H	1.33	0.94
36:BP:49:ARG:HG3	36:BP:49:ARG:HH11	1.32	0.94
36:BP:50:ARG:HG3	36:BP:51:PHE:H	1.33	0.94
25:DA:1332:G:N2	25:DA:1610:A:H8	1.64	0.94
25:BA:1190:G:H5''	36:BP:35:HIS:HA	1.46	0.94
11:CH:51:VAL:HG12	11:CH:52:ASP:H	1.33	0.94
6:CC:91:LEU:HD22	6:CC:99:VAL:HG12	1.47	0.94
30:DG:41:GLN:HG2	30:DG:155:MET:HB3	1.47	0.94
17:AN:16:PHE:HD2	17:AN:16:PHE:H	1.08	0.94
15:AL:31:PHE:HB3	15:AL:83:LEU:HD11	1.48	0.93
5:AB:185:ILE:HG22	5:AB:199:TYR:HB2	1.50	0.93
25:DA:1332:G:H21	25:DA:1610:A:H8	1.04	0.93
25:BA:1506(A):A:HO2'	25:BA:1506(C):A:H2	0.98	0.93
36:DP:49:ARG:HH11	36:DP:49:ARG:HG3	1.34	0.93
25:DA:2415:G:H4'	36:DP:66:GLY:HA3	1.50	0.93
25:DA:2712:U:H1'	25:DA:2712(A):A:C8	2.03	0.93
25:DA:806:C:OP2	36:DP:39:LYS:HD3	1.68	0.93
1:AA:134:A:H61	19:AP:25:ARG:HH12	1.16	0.93
27:DD:8:PRO:HB3	27:DD:14:ARG:HB2	1.50	0.93
15:CL:74:HIS:HD2	15:CL:76:LEU:H	1.13	0.93
25:DA:1506(A):A:HO2'	25:DA:1506(C):A:H2	0.99	0.93
5:CB:185:ILE:HG22	5:CB:199:TYR:HB2	1.50	0.93
25:BA:1332:G:H21	25:BA:1610:A:H8	1.04	0.93
25:BA:774:A:H2	25:BA:787:U:HO2'	1.02	0.93
41:BU:75:ASN:HD22	41:BU:75:ASN:H	1.08	0.93
7:CD:8:VAL:HG12	7:CD:21:LEU:HD22	1.51	0.93

*Continued on next page...*



*Continued from previous page...*

Atom-1	Atom-2	Distance(Å)	Clash(Å)
25:BA:2712:U:H1'	25:BA:2712(A):A:C8	2.04	0.92
25:BA:1019:U:HO2'	25:BA:1021:A:H2	0.96	0.92
37:DQ:82:ARG:HH11	37:DQ:82:ARG:HG2	1.33	0.92
34:DN:157:ARG:H	34:DN:158:PRO:HD3	1.33	0.92
15:CL:23:VAL:HG13	15:CL:97:TYR:HE2	1.35	0.92
25:BA:2415:G:H4'	36:BP:66:GLY:HA3	1.49	0.92
11:AH:51:VAL:HG12	11:AH:52:ASP:H	1.32	0.92
34:BN:157:ARG:H	34:BN:158:PRO:HD3	1.35	0.92
25:DA:2681:C:H5	25:DA:2725:A:H62	1.13	0.92
27:DD:121:PRO:HB3	27:DD:135:PHE:HE2	1.32	0.92
37:BQ:82:ARG:HG2	37:BQ:82:ARG:HH11	1.34	0.92
25:DA:1902:C:H1'	27:DD:244:ARG:HD3	1.48	0.92
13:CJ:48:THR:HA	13:CJ:62:HIS:HB3	1.52	0.92
15:AL:23:VAL:HG13	15:AL:97:TYR:HE2	1.34	0.91
28:BE:2:LYS:HD3	28:BE:95:ILE:HB	1.52	0.91
27:BD:121:PRO:HB3	27:BD:135:PHE:HE2	1.33	0.91
36:DP:50:ARG:HG3	36:DP:51:PHE:H	1.34	0.91
2:AV:19:U:H3	4:AY:139:GLY:HA3	1.35	0.91
25:DA:1019:U:HO2'	25:DA:1021:A:H2	0.94	0.91
6:CC:14:ILE:HG12	6:CC:15:THR:H	1.36	0.91
27:BD:8:PRO:HB3	27:BD:14:ARG:HB2	1.52	0.91
4:AY:92:LEU:HB3	4:AY:97:ARG:HB2	1.52	0.91
25:DA:1009:A:H5'	25:DA:1009:A:H8	1.34	0.91
25:BA:1899:G:N2	25:BA:1902:C:N4	2.20	0.90
25:DA:860:U:H5	25:DA:917:A:N7	1.70	0.90
16:AM:39:ILE:HG13	16:AM:56:LEU:HD21	1.53	0.90
9:AF:7:ASN:HD21	21:AR:34:TYR:HE1	1.20	0.90
34:BN:93:LYS:HE3	34:BN:95:TYR:HE1	1.36	0.89
29:DF:103:LYS:HA	29:DF:106:ARG:HG3	1.51	0.89
16:CM:39:ILE:HG13	16:CM:56:LEU:HD21	1.52	0.89
41:BU:88:ILE:HG22	41:BU:90:VAL:HG12	1.54	0.89
25:DA:1332:G:N2	25:DA:1610:A:C8	2.40	0.89
25:BA:2068:U:H3	25:BA:2430:A:H2	1.07	0.89
30:BG:32:PRO:HB2	30:BG:172:LEU:HD12	1.55	0.89
4:CY:92:LEU:HB3	4:CY:97:ARG:HB2	1.52	0.89
25:BA:1332:G:N2	25:BA:1610:A:C8	2.41	0.88
25:DA:919:G:H5'	26:DB:81:G:H1'	1.55	0.88
9:CF:7:ASN:HD21	21:CR:34:TYR:HE1	1.20	0.88
13:CJ:6:ILE:HG22	13:CJ:98:ILE:HG12	1.55	0.88
34:DN:93:LYS:HE3	34:DN:95:TYR:HE1	1.37	0.88
26:DB:116:G:H5'	39:DS:55:ALA:HB1	1.54	0.88
36:DP:23:PRO:HD2	36:DP:33:ARG:NH2	1.87	0.88

*Continued on next page...*



*Continued from previous page...*

Atom-1	Atom-2	Distance(Å)	Clash(Å)
13:AJ:6:ILE:HG22	13:AJ:98:ILE:HG12	1.55	0.88
25:BA:919:G:H5'	26:BB:81:G:H1'	1.54	0.88
13:AJ:48:THR:HA	13:AJ:62:HIS:HB3	1.53	0.88
3:CW:47:U:H3'	3:CW:48:C:H5'	1.56	0.88
37:BQ:74:TYR:CD2	37:BQ:91:GLU:HB2	2.08	0.88
49:B2:50:ILE:HD12	49:B2:51:ARG:H	1.38	0.88
25:DA:1300:U:H4'	25:DA:1301:A:O5'	1.73	0.88
25:DA:330:A:H2	25:DA:1210:A:O2'	1.56	0.88
40:BT:24:PRO:HA	40:BT:49:VAL:HG13	1.56	0.88
54:B7:19:ARG:HH11	54:B7:19:ARG:HG3	1.37	0.88
1:CA:134:A:H61	19:CP:25:ARG:HH12	1.18	0.88
6:CC:70:VAL:HG12	6:CC:72:LYS:H	1.39	0.88
6:AC:14:ILE:HG12	6:AC:15:THR:H	1.37	0.88
28:BE:47:VAL:HG21	28:BE:86:PRO:HD2	1.56	0.88
35:BO:88:ASN:HD21	35:BO:90:GLN:HG2	1.39	0.87
3:AW:47:U:H3'	3:AW:48:C:H5'	1.56	0.87
1:AA:501:C:H2'	1:AA:502:G:H8	1.38	0.87
55:D8:52:LYS:HA	55:D8:52:LYS:HE3	1.56	0.87
41:DU:88:ILE:HG22	41:DU:90:VAL:HG12	1.54	0.87
1:AA:1346:A:H5''	12:AI:120:ARG:HH12	1.39	0.87
12:CI:125:TYR:HD2	12:CI:126:SER:H	1.21	0.87
15:AL:7:ASN:HD22	20:AQ:34:LYS:HE2	1.39	0.87
1:CA:501:C:H2'	1:CA:502:G:H8	1.38	0.87
28:BE:111:ARG:HG2	38:BR:2:ARG:HH21	1.38	0.87
25:BA:1141:U:H2'	34:BN:86:THR:HG21	1.56	0.87
40:DT:24:PRO:HA	40:DT:49:VAL:HG13	1.55	0.87
33:DK:34:ILE:HB	33:DK:38:VAL:HG23	1.57	0.87
1:AA:559:A:C4'	1:AA:560:U:H3'	2.05	0.87
35:DO:88:ASN:HD21	35:DO:90:GLN:HG2	1.37	0.87
54:D7:19:ARG:HH11	54:D7:19:ARG:HG3	1.38	0.87
48:B1:11:ARG:CB	48:B1:12:PRO:HD2	2.05	0.87
28:DE:111:ARG:HG2	38:DR:2:ARG:HH21	1.38	0.87
28:DE:2:LYS:HD3	28:DE:95:ILE:HB	1.54	0.87
15:CL:7:ASN:HD22	20:CQ:34:LYS:HE2	1.39	0.87
25:DA:1899:G:N2	25:DA:1902:C:N4	2.22	0.87
29:BF:103:LYS:HA	29:BF:106:ARG:HG3	1.53	0.86
1:CA:243:A:H4'	1:CA:244:U:O5'	1.73	0.86
1:CA:1346:A:H5''	12:CI:120:ARG:HH12	1.40	0.86
29:DF:67:GLN:HG3	29:DF:67:GLN:O	1.73	0.86
5:AB:10:LEU:HA	5:AB:13:ALA:HB3	1.57	0.86
37:DQ:74:TYR:CD2	37:DQ:91:GLU:HB2	2.09	0.86
7:AD:63:LYS:HE3	7:AD:198:VAL:HG12	1.56	0.86

*Continued on next page...*



*Continued from previous page...*

Atom-1	Atom-2	Distance(Å)	Clash(Å)
55:B8:52:LYS:HE3	55:B8:52:LYS:HA	1.56	0.86
25:BA:330:A:H2	25:BA:1210:A:O2'	1.56	0.86
5:CB:10:LEU:HA	5:CB:13:ALA:HB3	1.57	0.86
26:BB:116:G:H5'	39:BS:55:ALA:HB1	1.55	0.86
29:BF:67:GLN:HG3	29:BF:67:GLN:O	1.76	0.86
7:AD:28:SER:HB3	7:AD:29:PRO:HD2	1.58	0.86
30:DG:32:PRO:HB2	30:DG:172:LEU:HD12	1.56	0.86
54:D7:9:ARG:HH21	54:D7:47:ARG:HD2	1.40	0.86
48:D1:11:ARG:CB	48:D1:12:PRO:HD2	2.05	0.86
27:DD:58:HIS:HD2	27:DD:59:LYS:H	1.22	0.86
28:DE:47:VAL:HG21	28:DE:86:PRO:HD2	1.57	0.86
6:AC:70:VAL:HG12	6:AC:72:LYS:H	1.39	0.86
25:BA:1689:A:H62	25:BA:1698:A:H2	1.22	0.86
1:AA:1201:A:H1'	1:AA:1202:G:OP2	1.76	0.86
45:BY:81:LYS:HE2	45:BY:97:ARG:HD3	1.58	0.86
48:B1:11:ARG:HB3	48:B1:12:PRO:CD	2.05	0.86
36:BP:23:PRO:HD2	36:BP:33:ARG:NH2	1.90	0.86
1:AA:243:A:H4'	1:AA:244:U:O5'	1.73	0.86
1:AA:1305:G:N2	1:AA:1331:G:H2'	1.91	0.86
8:AE:50:GLU:HG3	8:AE:52:PRO:HD2	1.57	0.86
25:BA:860:U:H5	25:BA:917:A:N7	1.73	0.86
25:BA:1300:U:H4'	25:BA:1301:A:O5'	1.74	0.85
1:CA:559:A:C4'	1:CA:560:U:H3'	2.04	0.85
25:BA:1902:C:O2'	27:BD:244:ARG:HB2	1.76	0.85
1:AA:1211:U:H4'	1:AA:1213:A:H1'	1.59	0.85
47:D0:23:VAL:HA	47:D0:38:VAL:HG22	1.58	0.85
25:DA:1902:C:O2'	27:DD:244:ARG:HB2	1.76	0.85
48:D1:11:ARG:HB3	48:D1:12:PRO:CD	2.06	0.85
36:BP:23:PRO:HD2	36:BP:33:ARG:HH21	1.42	0.85
1:AA:1145:C:H1'	1:AA:1146:A:OP2	1.76	0.85
25:DA:2794(A):G:H3'	25:DA:2794(B):U:H5''	1.57	0.85
27:DD:31:LYS:HG3	27:DD:33:LEU:HG	1.56	0.85
1:CA:1145:C:H1'	1:CA:1146:A:OP2	1.77	0.85
25:DA:2190:G:H2'	25:DA:2191:G:H8	1.42	0.85
27:BD:58:HIS:HD2	27:BD:59:LYS:H	1.24	0.85
10:AG:93:PRO:HA	10:AG:96:GLN:HE21	1.42	0.85
25:BA:1024:G:H3'	25:BA:1025:G:H5''	1.59	0.85
1:AA:509:A:H3'	1:AA:509:A:OP2	1.76	0.85
25:DA:1141:U:H2'	34:DN:86:THR:HG21	1.55	0.84
25:BA:627:A:H62	36:BP:84:ASN:HD21	1.25	0.84
53:B6:23:THR:HB	55:B8:35:GLN:HA	1.59	0.84
12:AI:125:TYR:HD2	12:AI:126:SER:H	1.21	0.84

*Continued on next page...*



*Continued from previous page...*

Atom-1	Atom-2	Distance(Å)	Clash(Å)
36:DP:23:PRO:HD2	36:DP:33:ARG:HH21	1.40	0.84
15:CL:82:VAL:HG23	15:CL:106:ALA:HB2	1.59	0.84
5:AB:187:LEU:HD22	5:AB:205:ASP:HB3	1.59	0.84
1:CA:265:G:H2'	1:CA:266:G:H5''	1.59	0.84
25:BA:1379:A:H4'	25:BA:1380:G:OP2	1.75	0.84
1:CA:67:C:H2'	1:CA:68:G:C8	2.11	0.84
45:DY:81:LYS:HE2	45:DY:97:ARG:HD3	1.58	0.84
1:AA:265:G:H2'	1:AA:266:G:H5''	1.60	0.84
31:BH:51:ARG:HG2	31:BH:52:VAL:H	1.42	0.84
25:DA:2777:G:H5''	25:DA:2778:A:H5'	1.58	0.84
25:BA:2777:G:H5''	25:BA:2778:A:H5'	1.58	0.84
4:AY:199:VAL:HG21	4:AY:318:ILE:HA	1.60	0.84
27:DD:121:PRO:HB3	27:DD:135:PHE:CE2	2.13	0.84
25:DA:1614:A:N1	43:DW:93:ALA:HB2	1.93	0.84
25:BA:2190:G:H2'	25:BA:2191:G:H8	1.41	0.84
10:CG:93:PRO:HA	10:CG:96:GLN:HE21	1.43	0.84
1:CA:509:A:OP2	1:CA:509:A:H3'	1.77	0.84
25:DA:1689:A:H62	25:DA:1698:A:H2	1.23	0.84
25:DA:662:G:OP1	36:DP:18:ARG:HD2	1.78	0.84
25:DA:1019:U:H3	25:DA:1142:A:H62	1.24	0.84
8:CE:76:ILE:HG22	8:CE:93:PRO:HG3	1.59	0.84
1:CA:1305:G:N2	1:CA:1331:G:H2'	1.92	0.84
1:AA:201(B):U:H5''	1:AA:201(C):U:OP1	1.77	0.84
53:D6:23:THR:HB	55:D8:35:GLN:HA	1.59	0.84
25:BA:2468:G:O2'	25:BA:2469:A:H5'	1.78	0.83
25:BA:2202(E):A:H1'	25:BA:2202(G):G:C5	2.13	0.83
1:CA:1211:U:H4'	1:CA:1213:A:H1'	1.59	0.83
48:B1:18:ILE:HD11	48:B1:42:GLN:HB2	1.60	0.83
25:BA:2794(A):G:H3'	25:BA:2794(B):U:H5''	1.57	0.83
25:DA:1558:A:H1'	25:DA:1559:G:OP2	1.78	0.83
54:D7:19:ARG:HH11	54:D7:19:ARG:CG	1.91	0.83
25:DA:2468:G:O2'	25:DA:2469:A:H5'	1.79	0.83
32:DI:79:ILE:HB	32:DI:144:VAL:HA	1.60	0.83
27:BD:31:LYS:HG3	27:BD:33:LEU:HG	1.58	0.83
54:B7:9:ARG:HH21	54:B7:47:ARG:HD2	1.40	0.83
27:BD:28:GLU:HB3	27:BD:29:PRO:HD3	1.60	0.83
1:AA:922:G:H2'	1:AA:923:A:H8	1.42	0.83
25:DA:627:A:H62	36:DP:84:ASN:HD21	1.25	0.83
1:CA:1201:A:H1'	1:CA:1202:G:OP2	1.78	0.83
1:CA:677:U:H3	1:CA:713:G:H22	1.26	0.83
25:DA:1379:A:H4'	25:DA:1380:G:OP2	1.76	0.83
1:CA:201(B):U:H5''	1:CA:201(C):U:OP1	1.78	0.83

*Continued on next page...*



*Continued from previous page...*

Atom-1	Atom-2	Distance(Å)	Clash(Å)
5:CB:77:ALA:HB2	5:CB:211:ILE:HD13	1.60	0.83
1:CA:545:C:H5'	7:CD:72:GLU:HG3	1.61	0.83
33:BK:21:PRO:HA	33:BK:24:GLY:H	1.40	0.83
27:DD:127:VAL:HA	27:DD:193:VAL:HG13	1.60	0.83
25:BA:1019:U:H3	25:BA:1142:A:H62	1.25	0.82
18:AO:87:ILE:HG22	18:AO:88:ARG:H	1.45	0.82
1:AA:67:C:H2'	1:AA:68:G:C8	2.13	0.82
8:CE:50:GLU:HG3	8:CE:52:PRO:HD2	1.58	0.82
45:BY:76:CYS:HB3	45:BY:96:ILE:HD13	1.61	0.82
5:AB:24:TRP:HZ3	5:AB:29:ALA:HB2	1.44	0.82
47:B0:23:VAL:HA	47:B0:38:VAL:HG22	1.58	0.82
1:AA:495:A:H4'	1:AA:497:A:OP1	1.79	0.82
25:BA:784:A:C5	27:BD:229:VAL:HG21	2.14	0.82
45:DY:81:LYS:HG2	45:DY:97:ARG:HB3	1.61	0.82
1:AA:922:G:H2'	1:AA:923:A:C8	2.14	0.82
5:AB:8:LYS:HA	5:AB:11:LEU:HD12	1.61	0.82
5:AB:77:ALA:HB2	5:AB:211:ILE:HD13	1.59	0.82
42:BV:99:ILE:H	42:BV:99:ILE:HD13	1.45	0.82
8:AE:101:ILE:HD11	8:AE:119:LEU:HD23	1.62	0.82
43:BW:4:LYS:HB2	43:BW:106:ILE:HG22	1.61	0.82
27:BD:121:PRO:HB3	27:BD:135:PHE:CE2	2.14	0.82
12:AI:4:TYR:CE2	12:AI:88:TYR:HB3	2.14	0.82
1:AA:1028(H):G:H2'	1:AA:1033:G:H8	1.41	0.82
22:CS:16:LEU:HA	22:CS:19:VAL:HG12	1.61	0.82
1:CA:922:G:H2'	1:CA:923:A:C8	2.14	0.82
8:CE:78:HIS:HE1	8:CE:143:ARG:H	1.27	0.82
20:CQ:26:GLN:HG2	20:CQ:37:LYS:HG2	1.62	0.82
7:CD:102:ASP:HB3	7:CD:136:PRO:HB3	1.62	0.82
25:DA:1024:G:H3'	25:DA:1025:G:H5''	1.61	0.82
15:AL:82:VAL:HG23	15:AL:106:ALA:HB2	1.59	0.82
12:AI:4:TYR:HB2	12:AI:19:LEU:HB2	1.62	0.82
25:BA:271(L):C:H42	25:BA:357(F):G:H1	1.27	0.82
12:CI:28:VAL:HG22	12:CI:63:ILE:HB	1.60	0.82
47:B0:32:ARG:HG2	47:B0:32:ARG:HH11	1.43	0.82
12:CI:4:TYR:HB2	12:CI:19:LEU:HB2	1.61	0.82
54:B7:19:ARG:HH11	54:B7:19:ARG:CG	1.92	0.82
25:BA:1558:A:H1'	25:BA:1559:G:OP2	1.79	0.82
5:CB:24:TRP:HZ3	5:CB:29:ALA:HB2	1.45	0.82
25:DA:2202(E):A:H1'	25:DA:2202(G):G:C5	2.13	0.82
48:D1:18:ILE:HD11	48:D1:42:GLN:HB2	1.60	0.82
22:AS:16:LEU:HA	22:AS:19:VAL:HG12	1.60	0.82
38:BR:12:ARG:HD3	38:BR:16:HIS:CD2	2.15	0.82

*Continued on next page...*



*Continued from previous page...*

Atom-1	Atom-2	Distance(Å)	Clash(Å)
36:DP:23:PRO:HB2	36:DP:33:ARG:CG	2.10	0.81
31:DH:51:ARG:HG2	31:DH:52:VAL:H	1.44	0.81
25:BA:676:A:H8	25:BA:2069:G:H21	1.27	0.81
46:DZ:59:LEU:HD12	46:DZ:69:THR:HG21	1.62	0.81
3:CW:47:U:H3'	3:CW:48:C:C5'	2.10	0.81
25:DA:676:A:H8	25:DA:2069:G:H21	1.28	0.81
49:D2:50:ILE:HD12	49:D2:51:ARG:N	1.95	0.81
5:CB:187:LEU:HD22	5:CB:205:ASP:HB3	1.59	0.81
1:AA:677:U:H3	1:AA:713:G:H22	1.28	0.81
7:CD:4:TYR:HE1	7:CD:66:ARG:HE	1.27	0.81
6:CC:16:ARG:HD2	6:CC:54:ARG:HH21	1.43	0.81
36:BP:128:HIS:HA	36:BP:147:LEU:HB3	1.62	0.81
12:AI:28:VAL:HG22	12:AI:63:ILE:HB	1.60	0.81
32:BI:79:ILE:HB	32:BI:144:VAL:HA	1.61	0.81
8:AE:76:ILE:HG22	8:AE:93:PRO:HG3	1.60	0.81
13:CJ:40:LEU:HB2	13:CJ:69:ASN:HB2	1.62	0.81
49:D2:17:SER:HB3	49:D2:18:PRO:HD3	1.62	0.81
25:BA:1006:C:H1'	34:BN:129:MET:HG2	1.61	0.81
40:BT:16:ARG:HH21	40:BT:81:PRO:HA	1.45	0.81
38:DR:12:ARG:HD3	38:DR:16:HIS:CD2	2.15	0.81
37:DQ:82:ARG:CG	37:DQ:82:ARG:HH11	1.92	0.81
27:DD:28:GLU:HB3	27:DD:29:PRO:HD3	1.61	0.81
1:CA:673:G:H2'	1:CA:674:G:C8	2.16	0.81
47:D0:32:ARG:HG2	47:D0:32:ARG:HH11	1.45	0.81
25:BA:662:G:OP1	36:BP:18:ARG:HD2	1.81	0.81
49:D2:24:LEU:HD22	49:D2:60:LEU:HD21	1.63	0.81
4:CY:199:VAL:HG21	4:CY:318:ILE:HA	1.61	0.81
42:DV:99:ILE:HD13	42:DV:99:ILE:H	1.45	0.81
20:AQ:26:GLN:HG2	20:AQ:37:LYS:HG2	1.62	0.81
4:AY:136:GLY:HA3	4:AY:318:ILE:HD12	1.62	0.81
12:CI:4:TYR:CE2	12:CI:88:TYR:HB3	2.16	0.81
16:AM:60:VAL:HG13	16:AM:64:TRP:HE1	1.44	0.81
7:CD:201:GLN:HE22	8:CE:116:THR:HB	1.46	0.81
36:DP:41:ARG:HA	36:DP:41:ARG:HE	1.45	0.80
6:CC:14:ILE:HG12	6:CC:15:THR:N	1.96	0.80
1:CA:1356:G:H2'	1:CA:1357:A:C8	2.16	0.80
34:DN:112:LYS:O	34:DN:116:THR:HG22	1.81	0.80
25:BA:1022:G:H22	25:BA:1142:A:H2	1.29	0.80
1:CA:922:G:H2'	1:CA:923:A:H8	1.43	0.80
25:DA:784:A:C5	27:DD:229:VAL:HG21	2.16	0.80
13:AJ:40:LEU:HB2	13:AJ:69:ASN:HB2	1.62	0.80
49:B2:17:SER:HB3	49:B2:18:PRO:HD3	1.63	0.80

*Continued on next page...*



*Continued from previous page...*

Atom-1	Atom-2	Distance(Å)	Clash(Å)
25:BA:955:C:OP1	37:BQ:85:LYS:HE2	1.81	0.80
5:CB:44:LEU:H	5:CB:44:LEU:HD12	1.45	0.80
25:BA:1614:A:N1	43:BW:93:ALA:HB2	1.96	0.80
45:DY:76:CYS:HB3	45:DY:96:ILE:HD13	1.61	0.80
36:DP:41:ARG:NE	36:DP:41:ARG:HA	1.94	0.80
38:BR:12:ARG:HD3	38:BR:16:HIS:HD2	1.47	0.80
4:CY:136:GLY:HA3	4:CY:318:ILE:HD12	1.61	0.80
18:CO:87:ILE:HG22	18:CO:88:ARG:H	1.44	0.80
40:DT:16:ARG:HH21	40:DT:81:PRO:HA	1.45	0.80
30:BG:11:TYR:HA	30:BG:15:VAL:HB	1.61	0.80
6:AC:16:ARG:HD2	6:AC:54:ARG:HH21	1.44	0.80
1:CA:922:G:H4'	8:CE:20:GLN:HA	1.64	0.80
43:DW:4:LYS:HB2	43:DW:106:ILE:HG22	1.62	0.80
1:CA:1356:G:H2'	1:CA:1357:A:H8	1.46	0.80
25:BA:2287:A:H62	25:BA:2344:U:H3	1.27	0.80
8:AE:78:HIS:HE1	8:AE:143:ARG:H	1.27	0.80
13:CJ:27:ALA:HB2	13:CJ:85:LEU:HD11	1.63	0.80
53:D6:9:LEU:HD13	53:D6:28:ARG:HD3	1.63	0.80
7:AD:119:GLN:HG3	7:AD:123:HIS:CD2	2.16	0.80
34:DN:157:ARG:N	34:DN:158:PRO:HD3	1.97	0.80
3:AW:47:U:H3'	3:AW:48:C:C5'	2.11	0.80
25:BA:2794(A):G:H1'	25:BA:2802:G:H22	1.46	0.80
25:DA:271(L):C:H42	25:DA:357(F):G:H1	1.26	0.80
1:AA:1356:G:H2'	1:AA:1357:A:C8	2.16	0.80
33:DK:78:ILE:HD11	33:DK:127:ILE:HG23	1.62	0.80
36:BP:41:ARG:NE	36:BP:41:ARG:HA	1.95	0.80
36:DP:47:ASP:HB3	36:DP:48:PRO:CA	2.12	0.80
29:DF:184:TYR:O	29:DF:188:ARG:HG3	1.81	0.80
42:BV:21:ARG:HE	42:BV:91:TYR:HE1	1.28	0.80
46:BZ:59:LEU:HD12	46:BZ:69:THR:HG21	1.63	0.80
38:DR:63:ARG:HB2	38:DR:80:PHE:HE2	1.47	0.80
53:B6:9:LEU:HD13	53:B6:28:ARG:HD3	1.63	0.80
27:BD:127:VAL:HA	27:BD:193:VAL:HG13	1.62	0.80
45:BY:81:LYS:HG2	45:BY:97:ARG:HB3	1.62	0.79
25:DA:2287:A:H62	25:DA:2344:U:H3	1.28	0.79
39:BS:31:SER:HB3	39:BS:34:HIS:HB2	1.64	0.79
5:CB:8:LYS:HA	5:CB:11:LEU:HD12	1.61	0.79
34:BN:112:LYS:O	34:BN:116:THR:HG22	1.82	0.79
32:DI:94:ALA:H	32:DI:116:LEU:HD22	1.47	0.79
9:AF:37:VAL:HG12	9:AF:38:GLU:H	1.46	0.79
4:CY:334:VAL:HG22	4:CY:343:ARG:HB3	1.62	0.79
1:CA:979:C:H3'	1:CA:980:C:H5''	1.64	0.79

*Continued on next page...*



*Continued from previous page...*

Atom-1	Atom-2	Distance(Å)	Clash(Å)
30:DG:11:TYR:HA	30:DG:15:VAL:HB	1.61	0.79
25:DA:2794(A):G:H1'	25:DA:2802:G:H22	1.47	0.79
25:DA:780:G:H21	25:DA:783:A:H62	1.30	0.79
39:BS:14:VAL:O	39:BS:18:ILE:HG12	1.83	0.79
16:CM:60:VAL:HG13	16:CM:64:TRP:HE1	1.45	0.79
46:DZ:63:ASP:HB2	46:DZ:65:GLN:HG3	1.64	0.79
1:AA:368:U:H5''	32:DI:90:GLY:HA2	1.64	0.79
47:B0:32:ARG:CG	47:B0:32:ARG:HH11	1.96	0.79
41:DU:16:LYS:HA	41:DU:19:LYS:HE2	1.63	0.79
1:CA:495:A:H4'	1:CA:497:A:OP1	1.80	0.79
36:BP:23:PRO:HB2	36:BP:33:ARG:CG	2.11	0.79
4:CY:89:MET:HA	4:CY:97:ARG:HG3	1.64	0.79
25:BA:2305:A:H3'	25:BA:2306:C:H5''	1.65	0.79
1:AA:673:G:H2'	1:AA:674:G:C8	2.16	0.79
37:BQ:82:ARG:CG	37:BQ:82:ARG:HH11	1.95	0.79
49:B2:24:LEU:HD22	49:B2:60:LEU:HD21	1.64	0.79
41:BU:16:LYS:HA	41:BU:19:LYS:HE2	1.65	0.79
1:AA:499:A:H4'	1:AA:500:G:OP1	1.82	0.79
25:DA:106:C:H1'	45:DY:2:ARG:HE	1.47	0.79
55:D8:61:LEU:O	55:D8:63:PRO:HD2	1.82	0.79
4:CY:24:LYS:HE3	4:CY:111:LEU:HD12	1.65	0.79
1:AA:922:G:H4'	8:AE:20:GLN:HA	1.65	0.79
32:BI:71:ILE:HG13	32:BI:72:LEU:HD22	1.65	0.79
1:CA:736:C:H2'	1:CA:737:A:C8	2.17	0.79
1:AA:736:C:H2'	1:AA:737:A:C8	2.18	0.79
11:AH:80:ILE:HD12	11:AH:80:ILE:H	1.48	0.79
32:DI:71:ILE:HG13	32:DI:72:LEU:HD22	1.63	0.79
1:AA:979:C:H3'	1:AA:980:C:H5''	1.65	0.79
25:DA:2090:G:H21	48:D1:45:ASN:HD21	1.31	0.79
30:BG:60:LEU:HD11	30:BG:92:VAL:HG11	1.63	0.78
36:BP:47:ASP:HB3	36:BP:48:PRO:CA	2.13	0.78
25:DA:1506:C:H2'	25:DA:1506(A):A:C8	2.18	0.78
25:DA:1614:A:H61	43:DW:88:ARG:H	1.30	0.78
31:DH:23:ARG:H	31:DH:23:ARG:HD3	1.48	0.78
1:CA:430:A:OP1	7:CD:9:CYS:HB2	1.82	0.78
4:AY:89:MET:HA	4:AY:97:ARG:HG3	1.64	0.78
6:AC:14:ILE:HG12	6:AC:15:THR:N	1.97	0.78
5:CB:208:ILE:H	5:CB:208:ILE:HD12	1.49	0.78
1:AA:1356:G:H2'	1:AA:1357:A:H8	1.47	0.78
29:BF:184:TYR:O	29:BF:188:ARG:HG3	1.83	0.78
4:AY:334:VAL:HG22	4:AY:343:ARG:HB3	1.63	0.78
11:CH:80:ILE:H	11:CH:80:ILE:HD12	1.48	0.78

*Continued on next page...*



*Continued from previous page...*

Atom-1	Atom-2	Distance(Å)	Clash(Å)
25:DA:1021:A:H8	25:DA:1022:G:H5''	1.48	0.78
28:BE:3:GLY:HA3	28:BE:81:ILE:HG21	1.64	0.78
19:AP:4:ILE:HG12	19:AP:21:VAL:HG12	1.66	0.78
25:BA:1506:C:H2'	25:BA:1506(A):A:C8	2.18	0.78
1:CA:499:A:H4'	1:CA:500:G:OP1	1.83	0.78
43:BW:73:ALA:HB3	43:BW:106:ILE:HD11	1.64	0.78
47:D0:32:ARG:CG	47:D0:32:ARG:HH11	1.96	0.78
30:DG:60:LEU:HD11	30:DG:92:VAL:HG11	1.64	0.78
13:AJ:27:ALA:HB2	13:AJ:85:LEU:HD11	1.64	0.78
36:DP:128:HIS:HA	36:DP:147:LEU:HB3	1.63	0.78
1:CA:976:G:C8	1:CA:1358:U:H2'	2.18	0.78
30:DG:94:LEU:H	30:DG:94:LEU:HD23	1.49	0.78
27:DD:158:ALA:HB3	27:DD:161:THR:HG21	1.66	0.78
25:BA:780:G:H21	25:BA:783:A:H62	1.31	0.78
1:CA:1504:G:H4'	1:CA:1505:G:O5'	1.84	0.78
8:AE:51:VAL:HB	8:AE:52:PRO:HD3	1.66	0.78
18:AO:44:LYS:HA	18:AO:44:LYS:HE3	1.65	0.78
5:AB:44:LEU:H	5:AB:44:LEU:HD12	1.47	0.78
35:BO:2:ILE:HG12	35:BO:8:LEU:HD11	1.66	0.77
55:D8:34:TRP:CD1	55:D8:35:GLN:N	2.51	0.77
18:AO:16:ALA:HB1	18:AO:21:ASP:HB3	1.66	0.77
39:DS:31:SER:HB3	39:DS:34:HIS:HB2	1.64	0.77
25:DA:2305:A:H3'	25:DA:2306:C:H5''	1.65	0.77
55:B8:34:TRP:CD1	55:B8:35:GLN:N	2.52	0.77
32:BI:94:ALA:H	32:BI:116:LEU:HD22	1.47	0.77
26:BB:111:U:H2'	26:BB:112:G:H8	1.49	0.77
9:CF:37:VAL:HG12	9:CF:38:GLU:H	1.49	0.77
43:DW:73:ALA:HB3	43:DW:106:ILE:HD11	1.64	0.77
34:DN:63:PRO:O	41:DU:64:ARG:HD2	1.85	0.77
6:CC:195:VAL:HG12	6:CC:196:LEU:H	1.50	0.77
1:AA:1286:A:H3'	1:AA:1287:A:C5'	2.14	0.77
25:DA:1006:C:H1'	34:DN:129:MET:HG2	1.66	0.77
4:AY:24:LYS:HE3	4:AY:111:LEU:HD12	1.66	0.77
25:BA:1332:G:N2	25:BA:1609:A:O2'	2.17	0.77
35:DO:2:ILE:HG12	35:DO:8:LEU:HD11	1.66	0.77
25:BA:2090:G:H21	48:B1:45:ASN:HD21	1.31	0.77
45:BY:17:SER:HB2	45:BY:71:LYS:HD2	1.67	0.77
34:BN:157:ARG:N	34:BN:158:PRO:HD3	1.98	0.77
28:DE:3:GLY:HA3	28:DE:81:ILE:HG21	1.65	0.77
1:AA:1305:G:H22	1:AA:1331:G:H2'	1.49	0.77
38:DR:12:ARG:HD3	38:DR:16:HIS:HD2	1.48	0.77
46:BZ:63:ASP:HB2	46:BZ:65:GLN:HG3	1.65	0.77

*Continued on next page...*



*Continued from previous page...*

Atom-1	Atom-2	Distance(Å)	Clash(Å)
18:CO:44:LYS:HA	18:CO:44:LYS:HE3	1.66	0.77
26:BB:89(A):G:H2'	26:BB:89(B):A:C8	2.20	0.77
36:BP:41:ARG:HE	36:BP:41:ARG:HA	1.46	0.77
1:CA:501:C:H2'	1:CA:502:G:C8	2.19	0.77
29:DF:185:ASP:HA	29:DF:188:ARG:HD3	1.65	0.77
32:BI:112:LYS:H	32:BI:112:LYS:HD2	1.50	0.77
34:BN:63:PRO:O	41:BU:64:ARG:HD2	1.84	0.77
1:AA:976:G:C8	1:AA:1358:U:H2'	2.18	0.77
25:DA:1022:G:H22	25:DA:1142:A:H2	1.31	0.77
25:DA:2794(A):G:H3'	25:DA:2794(B):U:C5'	2.15	0.77
1:CA:629:G:H2'	1:CA:630:G:H8	1.50	0.77
48:D1:27:GLU:HB2	48:D1:33:LYS:NZ	2.00	0.77
18:CO:16:ALA:HB1	18:CO:21:ASP:HB3	1.66	0.77
7:CD:21:LEU:HD12	7:CD:22:LYS:H	1.48	0.77
9:CF:45:LEU:HD12	9:CF:59:TYR:HD1	1.50	0.77
14:AK:22:HIS:HB3	14:AK:29:ILE:HG23	1.66	0.77
1:AA:68(Q):U:H2'	1:AA:68(R):C:H6	1.50	0.77
25:BA:106:C:H1'	45:BY:2:ARG:HE	1.48	0.77
4:CY:242:ILE:HG12	4:CY:264:VAL:HG12	1.67	0.77
25:BA:942:G:H5'	36:BP:35:HIS:HB2	1.67	0.76
25:DA:2202(C):G:N3	25:DA:2202(C):G:H3'	2.00	0.76
26:DB:89(A):G:H2'	26:DB:89(B):A:C8	2.19	0.76
21:CR:32:ARG:HA	21:CR:69:THR:HG21	1.67	0.76
19:CP:8:ARG:HB2	19:CP:28:ARG:NH1	2.00	0.76
25:DA:942:G:H5'	36:DP:35:HIS:HB2	1.66	0.76
15:CL:6:ILE:HD12	15:CL:7:ASN:H	1.51	0.76
1:AA:1504:G:H4'	1:AA:1505:G:O5'	1.85	0.76
1:CA:1286:A:H3'	1:CA:1287:A:C5'	2.14	0.76
1:AA:501:C:H2'	1:AA:502:G:C8	2.19	0.76
25:BA:1614:A:H61	43:BW:88:ARG:H	1.31	0.76
8:CE:101:ILE:HD11	8:CE:119:LEU:HD23	1.65	0.76
25:DA:896:A:H5'	25:DA:897:C:OP2	1.84	0.76
29:BF:8:GLN:H	29:BF:8:GLN:CD	1.86	0.76
25:BA:2202(C):G:N3	25:BA:2202(C):G:H3'	2.00	0.76
1:AA:1028(H):G:H2'	1:AA:1033:G:C8	2.19	0.76
25:BA:380:U:O2'	48:B1:20:ARG:HB3	1.85	0.76
15:CL:5:THR:HG23	15:CL:8:GLN:HE21	1.50	0.76
9:AF:45:LEU:HD12	9:AF:59:TYR:HD1	1.50	0.76
1:AA:629:G:H2'	1:AA:630:G:H8	1.50	0.76
8:CE:51:VAL:HB	8:CE:52:PRO:HD3	1.67	0.76
23:AT:29:LYS:O	23:AT:33:ILE:HG12	1.85	0.76
44:DX:57:LEU:HD11	44:DX:78:LYS:HD2	1.67	0.76

*Continued on next page...*



*Continued from previous page...*

Atom-1	Atom-2	Distance(Å)	Clash(Å)
6:AC:195:VAL:HG12	6:AC:196:LEU:H	1.50	0.76
39:DS:14:VAL:O	39:DS:18:ILE:HG12	1.84	0.76
25:BA:2432:A:C5	48:B1:34:THR:HG21	2.20	0.76
43:DW:18:ARG:HG3	43:DW:76:VAL:HG13	1.67	0.76
25:DA:1332:G:N2	25:DA:1609:A:O2'	2.18	0.76
19:CP:4:ILE:HG12	19:CP:21:VAL:HG12	1.66	0.76
29:DF:8:GLN:H	29:DF:8:GLN:CD	1.87	0.76
1:CA:68(Q):U:H2'	1:CA:68(R):C:H6	1.50	0.76
8:AE:82:VAL:HG21	8:AE:138:ALA:HA	1.68	0.76
49:B2:14:ARG:HA	49:B2:17:SER:HB2	1.67	0.76
33:BK:90:LYS:HB3	33:BK:93:ARG:HD3	1.66	0.76
25:BA:896:A:H5'	25:BA:897:C:OP2	1.85	0.76
1:AA:1348:U:H4'	12:AI:120:ARG:HD2	1.68	0.76
15:AL:6:ILE:HD12	15:AL:7:ASN:H	1.50	0.76
21:AR:32:ARG:HA	21:AR:69:THR:HG21	1.68	0.76
27:BD:158:ALA:HB3	27:BD:161:THR:HG21	1.68	0.76
14:CK:22:HIS:HB3	14:CK:29:ILE:HG23	1.68	0.76
23:CT:29:LYS:O	23:CT:33:ILE:HG12	1.84	0.76
25:BA:2784:C:H1'	28:BE:37:ARG:HH12	1.50	0.76
25:BA:1021:A:H8	25:BA:1022:G:H5''	1.47	0.76
30:BG:94:LEU:H	30:BG:94:LEU:HD23	1.51	0.76
28:DE:57:LYS:HG3	28:DE:58:ARG:H	1.51	0.76
25:BA:670:A:H4'	25:BA:671:C:H5''	1.68	0.75
1:CA:1305:G:H22	1:CA:1331:G:H2'	1.50	0.75
25:BA:2794(A):G:H3'	25:BA:2794(B):U:C5'	2.15	0.75
42:DV:21:ARG:HE	42:DV:91:TYR:HE1	1.29	0.75
1:AA:950:U:H2'	1:AA:951:G:H8	1.51	0.75
52:D5:4:HIS:CB	52:D5:5:PRO:HD3	2.16	0.75
26:DB:111:U:H2'	26:DB:112:G:H8	1.49	0.75
41:DU:90:VAL:HG22	41:DU:91:ASP:N	1.98	0.75
49:B2:50:ILE:HD12	49:B2:51:ARG:N	2.00	0.75
29:BF:185:ASP:HA	29:BF:188:ARG:HD3	1.68	0.75
28:BE:132:HIS:CD2	28:BE:135:HIS:CE1	2.74	0.75
55:B8:61:LEU:O	55:B8:63:PRO:HD2	1.85	0.75
36:DP:50:ARG:CG	36:DP:51:PHE:H	2.00	0.75
13:AJ:74:ILE:HD13	13:AJ:74:ILE:H	1.51	0.75
15:AL:5:THR:HG23	15:AL:8:GLN:HE21	1.52	0.75
25:DA:955:C:OP1	37:DQ:85:LYS:HE2	1.86	0.75
41:BU:90:VAL:HG22	41:BU:91:ASP:N	2.01	0.75
14:AK:57:THR:HG22	14:AK:59:TYR:H	1.52	0.75
1:AA:992:U:H5'	1:AA:993:G:OP1	1.86	0.75
40:DT:105:LEU:HB3	40:DT:110:ILE:HD11	1.69	0.75

*Continued on next page...*



*Continued from previous page...*

Atom-1	Atom-2	Distance(Å)	Clash(Å)
5:AB:208:ILE:H	5:AB:208:ILE:HD12	1.49	0.75
29:DF:155:LEU:HB2	29:DF:189:THR:HG21	1.69	0.75
40:BT:105:LEU:HB3	40:BT:110:ILE:HD11	1.68	0.75
25:DA:807:U:OP2	36:DP:39:LYS:HG3	1.86	0.75
8:CE:82:VAL:HG21	8:CE:138:ALA:HA	1.69	0.75
38:BR:63:ARG:HB2	38:BR:80:PHE:HE2	1.50	0.75
1:AA:1326:C:OP1	24:AU:12:LYS:HE2	1.87	0.75
6:CC:150:LYS:HB3	6:CC:201:TYR:HB2	1.68	0.75
7:AD:119:GLN:HG3	7:AD:123:HIS:HD2	1.51	0.74
45:DY:17:SER:HB2	45:DY:71:LYS:HD2	1.69	0.74
25:DA:2784:C:H1'	28:DE:37:ARG:HH12	1.50	0.74
36:BP:71:VAL:HB	36:BP:72:PRO:HD3	1.69	0.74
20:CQ:7:THR:HG22	20:CQ:58:GLU:HG2	1.69	0.74
15:CL:32:ARG:O	15:CL:84:ILE:HG22	1.87	0.74
29:DF:34:TRP:CZ2	36:DP:12:ALA:HB2	2.22	0.74
1:CA:992:U:H5'	1:CA:993:G:OP1	1.87	0.74
11:CH:114:THR:HG22	11:CH:117:GLY:O	1.87	0.74
14:CK:57:THR:HG22	14:CK:59:TYR:H	1.52	0.74
6:AC:150:LYS:HB3	6:AC:201:TYR:HB2	1.68	0.74
10:CG:27:ILE:HD12	10:CG:40:ALA:HA	1.70	0.74
8:CE:101:ILE:HD13	8:CE:101:ILE:H	1.52	0.74
4:AY:242:ILE:HG12	4:AY:264:VAL:HG12	1.68	0.74
23:AT:49:ALA:HB3	23:AT:99:LEU:HD12	1.68	0.74
48:B1:86:SER:HB3	48:B1:89:GLU:HB2	1.69	0.74
36:BP:50:ARG:CG	36:BP:51:PHE:H	2.00	0.74
29:BF:155:LEU:HB2	29:BF:189:THR:HG21	1.68	0.74
25:BA:1116:C:H2'	25:BA:1117:G:H8	1.52	0.74
19:AP:8:ARG:HB2	19:AP:28:ARG:NH1	2.01	0.74
49:D2:57:ILE:O	49:D2:61:LEU:HB2	1.87	0.74
15:AL:5:THR:H	15:AL:8:GLN:HE21	1.35	0.74
15:AL:17:VAL:HG23	15:AL:18:ARG:H	1.52	0.74
25:DA:1658:C:OP1	28:DE:132:HIS:ND1	2.20	0.74
32:DI:112:LYS:HD2	32:DI:112:LYS:H	1.51	0.74
6:CC:105:GLU:CD	6:CC:106:VAL:H	1.91	0.74
25:BA:1313:U:H4'	25:BA:1332:G:H4'	1.69	0.74
34:DN:160:LYS:HB3	34:DN:160:LYS:NZ	2.02	0.74
25:BA:1799:G:H8	27:BD:181:GLU:OE1	1.71	0.74
31:BH:23:ARG:HD3	31:BH:23:ARG:H	1.49	0.74
49:D2:41:ILE:HD11	49:D2:44:LEU:HB2	1.69	0.74
23:CT:82:SER:O	23:CT:86:ARG:HB3	1.88	0.74
13:AJ:96:ILE:HD13	13:AJ:96:ILE:H	1.53	0.74
5:AB:69:LEU:HD22	5:AB:91:PRO:HB2	1.68	0.74

*Continued on next page...*



*Continued from previous page...*

Atom-1	Atom-2	Distance(Å)	Clash(Å)
25:BA:1348:G:H2'	25:BA:1349:A:H5''	1.69	0.74
41:DU:75:ASN:H	41:DU:75:ASN:ND2	1.85	0.74
1:CA:390:C:H4'	19:CP:28:ARG:HH21	1.53	0.74
29:BF:157:VAL:HB	29:BF:194:MET:HB3	1.70	0.74
1:CA:1348:U:H4'	12:CI:120:ARG:HD2	1.68	0.74
49:D2:14:ARG:HA	49:D2:17:SER:HB2	1.68	0.74
25:DA:1799:G:H8	27:DD:181:GLU:OE1	1.70	0.74
1:CA:1172:C:H2'	1:CA:1173:G:H8	1.53	0.74
31:BH:125:VAL:HG13	31:BH:131:VAL:HG22	1.70	0.74
33:DK:90:LYS:HD3	33:DK:93:ARG:HD3	1.69	0.74
25:DA:2432:A:C5	48:D1:34:THR:HG21	2.22	0.74
25:DA:1348:G:H2'	25:DA:1349:A:H5''	1.69	0.73
5:CB:69:LEU:HD22	5:CB:91:PRO:HB2	1.70	0.73
23:CT:49:ALA:HB3	23:CT:99:LEU:HD12	1.68	0.73
15:AL:32:ARG:O	15:AL:84:ILE:HG22	1.88	0.73
5:CB:24:TRP:CZ3	5:CB:26:PRO:HA	2.24	0.73
25:BA:518:G:H4'	43:BW:18:ARG:NH1	2.03	0.73
13:CJ:74:ILE:H	13:CJ:74:ILE:HD13	1.51	0.73
32:DI:38:LEU:HD23	48:D1:75:GLU:OE2	1.88	0.73
1:CA:950:U:H2'	1:CA:951:G:H8	1.53	0.73
6:AC:105:GLU:CD	6:AC:106:VAL:H	1.91	0.73
36:DP:71:VAL:HB	36:DP:72:PRO:HD3	1.69	0.73
54:B7:8:ASN:HD22	54:B7:8:ASN:C	1.91	0.73
13:CJ:96:ILE:HD13	13:CJ:96:ILE:H	1.53	0.73
25:DA:1313:U:H4'	25:DA:1332:G:H4'	1.69	0.73
1:AA:1493:A:C4	4:AY:137:ALA:HA	2.23	0.73
27:DD:58:HIS:HD2	27:DD:59:LYS:N	1.84	0.73
25:DA:2731:G:C6	25:DA:2732:G:O6	2.41	0.73
15:CL:17:VAL:HG23	15:CL:18:ARG:H	1.51	0.73
44:DX:63:LYS:NZ	44:DX:72:LYS:HB3	2.03	0.73
25:DA:270(S):G:H2'	25:DA:270(T):G:H8	1.52	0.73
52:B5:4:HIS:CB	52:B5:5:PRO:HD3	2.18	0.73
25:BA:807:U:OP2	36:BP:39:LYS:HG3	1.89	0.73
36:BP:50:ARG:HG3	36:BP:51:PHE:N	2.02	0.73
25:BA:2745:C:H1'	31:BH:143:GLN:HG2	1.70	0.73
28:BE:57:LYS:HG3	28:BE:58:ARG:H	1.53	0.73
29:DF:157:VAL:HB	29:DF:194:MET:HB3	1.70	0.73
17:AN:12:ARG:HB3	17:AN:14:PRO:HD3	1.69	0.73
39:DS:24:LEU:O	39:DS:86:ALA:HB3	1.87	0.73
48:D1:13:ILE:O	48:D1:14:VAL:HB	1.88	0.73
33:DK:112:MET:N	33:DK:113:PRO:HD2	2.03	0.73
4:CY:264:VAL:HG23	4:CY:273:VAL:HG13	1.71	0.73

*Continued on next page...*



*Continued from previous page...*

Atom-1	Atom-2	Distance(Å)	Clash(Å)
1:AA:390:C:H4'	19:AP:28:ARG:HH21	1.54	0.73
20:AQ:7:THR:HG22	20:AQ:58:GLU:HG2	1.70	0.73
25:DA:2745:C:H1'	31:DH:143:GLN:HG2	1.70	0.73
16:CM:54:VAL:O	16:CM:58:GLU:HG2	1.88	0.73
48:D1:18:ILE:CD1	48:D1:42:GLN:HB2	2.19	0.73
45:DY:14:LEU:HA	45:DY:24:VAL:HG22	1.69	0.73
11:AH:114:THR:HG22	11:AH:117:GLY:O	1.88	0.73
1:CA:1422:G:H5''	35:DO:48:PRO:HB3	1.68	0.73
32:BI:60:GLU:HA	32:BI:63:ALA:HB3	1.71	0.73
1:AA:1124:G:H4'	13:AJ:38:ILE:HD11	1.71	0.73
48:D1:13:ILE:HG13	48:D1:15:ALA:H	1.51	0.73
37:DQ:81:VAL:O	37:DQ:82:ARG:HG2	1.89	0.73
39:BS:34:HIS:HA	39:BS:54:LEU:HD23	1.70	0.73
43:BW:18:ARG:HG3	43:BW:76:VAL:HG13	1.69	0.73
44:BX:57:LEU:HD11	44:BX:78:LYS:HD2	1.70	0.73
25:BA:2731:G:C6	25:BA:2732:G:O6	2.42	0.73
36:BP:45:LEU:HD23	36:BP:46:LYS:N	2.04	0.73
36:DP:50:ARG:HG3	36:DP:51:PHE:N	2.04	0.73
10:AG:27:ILE:HD12	10:AG:40:ALA:HA	1.69	0.73
25:DA:670:A:H4'	25:DA:671:C:H5''	1.69	0.72
25:BA:2068:U:N3	25:BA:2430:A:H2	1.85	0.72
25:BA:271(M):G:H3'	25:BA:271(N):G:H4'	1.71	0.72
25:BA:850:C:H5'	50:B3:17:LYS:HZ2	1.54	0.72
25:BA:1079:C:OP1	33:BK:132:ARG:HD2	1.89	0.72
25:DA:1116:C:H2'	25:DA:1117:G:H8	1.52	0.72
41:DU:75:ASN:N	41:DU:75:ASN:HD22	1.85	0.72
54:D7:8:ASN:C	54:D7:8:ASN:HD22	1.92	0.72
53:B6:11:LEU:HD13	53:B6:12:GLU:H	1.53	0.72
1:AA:1063:C:H3'	1:AA:1064:G:H2'	1.71	0.72
34:BN:160:LYS:NZ	34:BN:160:LYS:HB3	2.02	0.72
25:BA:2415:G:H4'	36:BP:66:GLY:CA	2.19	0.72
37:BQ:82:ARG:HG2	37:BQ:82:ARG:NH1	2.00	0.72
45:BY:14:LEU:HA	45:BY:24:VAL:HG22	1.70	0.72
7:AD:117:ALA:O	7:AD:121:VAL:HG23	1.89	0.72
15:AL:74:HIS:CD2	15:AL:76:LEU:H	2.03	0.72
49:D2:35:LEU:HD12	49:D2:53:LEU:HD12	1.71	0.72
41:BU:75:ASN:ND2	41:BU:75:ASN:H	1.85	0.72
54:B7:46:VAL:HG12	54:B7:47:ARG:H	1.53	0.72
5:AB:24:TRP:CZ3	5:AB:26:PRO:HA	2.24	0.72
32:BI:93:THR:HG22	32:BI:116:LEU:HD11	1.71	0.72
36:DP:146:VAL:HG22	36:DP:147:LEU:H	1.52	0.72
28:DE:132:HIS:CD2	28:DE:135:HIS:CE1	2.77	0.72

*Continued on next page...*



*Continued from previous page...*

Atom-1	Atom-2	Distance(Å)	Clash(Å)
9:CF:12:PRO:HD3	9:CF:58:GLY:HA2	1.72	0.72
48:D1:86:SER:O	48:D1:90:ILE:HG12	1.89	0.72
5:AB:210:SER:O	5:AB:214:ILE:HG12	1.89	0.72
25:DA:1541:U:H3'	25:DA:1542:G:C3'	2.19	0.72
25:DA:2393:A:H5''	36:DP:62:LEU:HB3	1.72	0.72
11:AH:51:VAL:HG12	11:AH:52:ASP:N	2.04	0.72
5:CB:204:ASN:HD21	5:CB:207:ALA:H	1.37	0.72
36:BP:146:VAL:HG22	36:BP:147:LEU:H	1.54	0.72
1:AA:1363:A:H4'	1:AA:1364:U:H5''	1.72	0.72
16:AM:54:VAL:O	16:AM:58:GLU:HG2	1.89	0.72
25:BA:1899:G:H22	25:BA:1902:C:H41	1.37	0.72
30:DG:34:LEU:HD23	30:DG:161:THR:HG22	1.72	0.72
25:DA:2090:G:H21	48:D1:45:ASN:ND2	1.86	0.72
1:CA:438:G:H4'	7:CD:123:HIS:ND1	2.04	0.72
25:DA:448:U:H1'	29:DF:84:VAL:HG21	1.70	0.72
16:AM:97:PRO:HA	16:AM:110:ARG:HD3	1.71	0.72
36:DP:62:LEU:HD21	55:D8:25:MET:HB2	1.71	0.72
40:BT:90:GLN:HE21	40:BT:90:GLN:HA	1.54	0.72
37:DQ:36:ALA:HA	37:DQ:129:THR:HG22	1.70	0.72
25:DA:1912:A:H4'	25:DA:1913:A:OP1	1.89	0.72
21:CR:58:LEU:HD23	21:CR:62:GLU:HB3	1.70	0.72
25:BA:1996:C:H4'	25:BA:1997:G:OP1	1.89	0.72
36:BP:62:LEU:HD21	55:B8:25:MET:HB2	1.71	0.72
37:BQ:81:VAL:O	37:BQ:82:ARG:HG2	1.90	0.72
25:BA:270(H):C:H2'	25:BA:270(I):G:H8	1.55	0.72
9:AF:12:PRO:HD3	9:AF:58:GLY:HA2	1.72	0.72
13:CJ:50:ILE:HB	17:CN:41:ARG:HE	1.53	0.72
40:DT:90:GLN:HA	40:DT:90:GLN:HE21	1.54	0.72
4:AY:264:VAL:HG23	4:AY:273:VAL:HG13	1.71	0.72
1:AA:985:C:H2'	1:AA:986:A:H8	1.54	0.72
25:BA:448:U:H1'	29:BF:84:VAL:HG21	1.72	0.72
22:AS:40:ILE:HD13	22:AS:62:ILE:HD11	1.71	0.72
30:BG:67:LYS:H	30:BG:67:LYS:HD2	1.55	0.72
31:DH:125:VAL:HG13	31:DH:131:VAL:HG22	1.71	0.72
27:BD:58:HIS:HD2	27:BD:59:LYS:N	1.87	0.71
26:DB:10:C:N4	26:DB:11:C:H41	1.87	0.71
48:D1:86:SER:HB3	48:D1:89:GLU:HB2	1.71	0.71
39:BS:24:LEU:O	39:BS:86:ALA:HB3	1.90	0.71
28:DE:201:THR:HG22	28:DE:202:LYS:N	2.05	0.71
36:DP:58:THR:C	36:DP:60:MET:H	1.91	0.71
48:B1:27:GLU:HB2	48:B1:33:LYS:NZ	2.03	0.71
27:DD:267:SER:O	27:DD:270:ILE:HG13	1.90	0.71

*Continued on next page...*



*Continued from previous page...*

Atom-1	Atom-2	Distance(Å)	Clash(Å)
36:BP:47:ASP:HB3	36:BP:48:PRO:C	2.10	0.71
36:DP:45:LEU:HD23	36:DP:46:LYS:N	2.04	0.71
40:DT:26:ASP:HB2	40:DT:91:ARG:HA	1.72	0.71
49:B2:9:GLN:HA	49:B2:12:GLU:HB3	1.72	0.71
31:BH:20:ALA:HB1	31:BH:21:PRO:HD2	1.72	0.71
22:CS:50:ALA:HB1	22:CS:57:HIS:HB3	1.71	0.71
49:B2:41:ILE:HD11	49:B2:44:LEU:HB2	1.71	0.71
23:AT:82:SER:O	23:AT:86:ARG:HB3	1.89	0.71
25:DA:1045:A:H4'	25:DA:1046:A:H5''	1.72	0.71
25:DA:773:U:H4'	27:DD:47:GLY:HA3	1.71	0.71
25:DA:1009:A:H5'	25:DA:1009:A:C8	2.23	0.71
34:BN:85:VAL:HG22	34:BN:89:LYS:HG3	1.72	0.71
25:BA:1386:C:H2'	25:BA:1387:C:H6	1.55	0.71
25:DA:1359:A:H2'	25:DA:1360:A:H5'	1.72	0.71
37:BQ:36:ALA:HA	37:BQ:129:THR:HG22	1.72	0.71
48:B1:13:ILE:O	48:B1:14:VAL:HB	1.90	0.71
34:BN:151:HIS:HE1	34:BN:157:ARG:NE	1.88	0.71
6:CC:52:LEU:HD13	6:CC:68:VAL:HG13	1.73	0.71
6:AC:52:LEU:HD13	6:AC:68:VAL:HG13	1.72	0.71
34:BN:127:LYS:HB2	34:BN:140:PHE:CE1	2.24	0.71
25:BA:270(S):G:H2'	25:BA:270(T):G:H8	1.54	0.71
21:AR:58:LEU:HD23	21:AR:62:GLU:HB3	1.70	0.71
25:BA:2090:G:H21	48:B1:45:ASN:ND2	1.87	0.71
32:DI:60:GLU:HA	32:DI:63:ALA:HB3	1.72	0.71
1:CA:1238:A:N7	1:CA:1303:C:H1'	2.06	0.71
30:BG:34:LEU:HD23	30:BG:161:THR:HG22	1.71	0.71
49:B2:35:LEU:HD12	49:B2:53:LEU:HD12	1.72	0.71
27:DD:31:LYS:O	27:DD:35:LYS:HB2	1.91	0.71
7:AD:126:ILE:HG22	7:AD:127:THR:H	1.54	0.71
29:BF:110:LEU:HD11	29:BF:181:LEU:HD22	1.73	0.71
25:DA:1996:C:H4'	25:DA:1997:G:OP1	1.90	0.71
6:CC:164:ARG:HG2	6:CC:165:THR:H	1.56	0.71
1:AA:404:U:H2'	1:AA:405:U:H6	1.56	0.71
36:DP:47:ASP:HB3	36:DP:48:PRO:C	2.11	0.71
33:BK:131:ALA:HA	33:BK:134:MET:HG2	1.70	0.71
25:DA:773:U:C4'	27:DD:47:GLY:HA3	2.20	0.71
42:DV:2:PHE:CE2	42:DV:13:ARG:HD3	2.25	0.71
53:D6:11:LEU:HD13	53:D6:12:GLU:H	1.53	0.71
25:BA:560:C:H4'	41:BU:52:ARG:NH2	2.04	0.71
25:BA:560:C:H4'	41:BU:52:ARG:HH22	1.56	0.71
25:DA:1174:U:H2'	25:DA:1175:G:C5	2.26	0.71
48:B1:13:ILE:HG13	48:B1:15:ALA:H	1.53	0.71

*Continued on next page...*



*Continued from previous page...*

Atom-1	Atom-2	Distance(Å)	Clash(Å)
22:AS:50:ALA:HB1	22:AS:57:HIS:HB3	1.71	0.71
33:BK:2:LYS:HG3	33:BK:3:LYS:H	1.53	0.71
37:BQ:58:PHE:HD1	37:BQ:58:PHE:O	1.73	0.71
49:B2:57:ILE:O	49:B2:61:LEU:HB2	1.90	0.71
40:BT:26:ASP:HB2	40:BT:91:ARG:HA	1.71	0.71
49:D2:9:GLN:HA	49:D2:12:GLU:HB3	1.72	0.71
39:DS:34:HIS:HA	39:DS:54:LEU:HD23	1.71	0.71
48:B1:86:SER:O	48:B1:90:ILE:HG12	1.89	0.71
4:CY:122:PHE:HB2	4:CY:125:ALA:HB2	1.73	0.71
54:B7:35:ARG:HG3	54:B7:42:LEU:HD11	1.72	0.71
1:AA:522:C:H41	15:AL:52:ARG:HH22	1.37	0.71
25:DA:271(M):G:H3'	25:DA:271(N):G:H4'	1.71	0.71
35:BO:119:PRO:HB2	40:BT:68:TYR:CE1	2.26	0.71
25:DA:1678:G:N2	25:DA:1989:G:H22	1.88	0.71
1:CA:404:U:H2'	1:CA:405:U:H6	1.55	0.71
25:DA:1386:C:H2'	25:DA:1387:C:H6	1.55	0.71
4:AY:122:PHE:HB2	4:AY:125:ALA:HB2	1.73	0.71
25:BA:1506:C:H2'	25:BA:1506(A):A:H8	1.56	0.70
25:BA:2393:A:H5''	36:BP:62:LEU:HB3	1.73	0.70
54:D7:46:VAL:HG12	54:D7:47:ARG:H	1.54	0.70
36:BP:58:THR:C	36:BP:60:MET:H	1.92	0.70
25:BA:1270:C:H5''	25:BA:1271:G:O5'	1.91	0.70
25:DA:1981:A:H5''	25:DA:1982:C:OP2	1.90	0.70
25:BA:1493:C:H4'	25:BA:1494:A:OP1	1.90	0.70
1:CA:748:C:H1'	1:CA:749:C:OP2	1.90	0.70
25:BA:1061:U:C4	33:BK:9:LYS:HB3	2.26	0.70
1:CA:818:G:O2'	1:CA:819:A:H5'	1.91	0.70
36:BP:41:ARG:NH1	36:BP:45:LEU:HD12	2.06	0.70
17:AN:16:PHE:HD2	17:AN:16:PHE:N	1.88	0.70
25:DA:518:G:H4'	43:DW:18:ARG:NH1	2.06	0.70
25:BA:271(Q):A:H61	25:BA:357(E):U:H3	1.39	0.70
1:CA:1124:G:H4'	13:CJ:38:ILE:HD11	1.71	0.70
25:DA:1270:C:H5''	25:DA:1271:G:O5'	1.91	0.70
25:DA:380:U:O2'	48:D1:20:ARG:HB3	1.90	0.70
37:DQ:58:PHE:O	37:DQ:58:PHE:HD1	1.73	0.70
27:BD:16:MET:HE2	27:BD:211:ARG:HE	1.56	0.70
27:DD:58:HIS:CD2	27:DD:59:LYS:N	2.58	0.70
48:B1:18:ILE:CD1	48:B1:42:GLN:HB2	2.20	0.70
16:CM:97:PRO:HA	16:CM:110:ARG:HD3	1.72	0.70
1:CA:723:U:H5''	1:CA:724:G:OP2	1.91	0.70
25:DA:191:A:H2'	25:DA:192:C:C6	2.25	0.70
25:BA:2630:G:H1'	25:BA:2894:G:H1'	1.73	0.70

*Continued on next page...*



*Continued from previous page...*

Atom-1	Atom-2	Distance(Å)	Clash(Å)
1:AA:1238:A:N7	1:AA:1303:C:H1'	2.06	0.70
25:DA:560:C:H4'	41:DU:52:ARG:NH2	2.06	0.70
25:DA:1864(B):C:H2'	25:DA:1864(B):C:O2	1.91	0.70
1:AA:1172:C:H2'	1:AA:1173:G:H8	1.55	0.70
28:BE:111:ARG:HD2	28:BE:160:TYR:HE1	1.56	0.70
25:BA:1658:C:OP1	28:BE:132:HIS:ND1	2.24	0.70
25:DA:850:C:H5'	50:D3:17:LYS:HZ2	1.55	0.70
25:BA:543(C):A:H2'	25:BA:543(D):A:C8	2.26	0.70
7:CD:121:VAL:O	7:CD:134:ASP:HA	1.91	0.70
1:CA:1269:A:OP1	24:CU:24:ARG:HG2	1.92	0.70
8:CE:91:LEU:HD23	8:CE:120:THR:HG22	1.73	0.70
44:BX:15:GLU:CD	44:BX:15:GLU:H	1.94	0.70
5:CB:210:SER:O	5:CB:214:ILE:HG12	1.91	0.70
25:BA:479:A:H4'	25:BA:480:A:OP1	1.89	0.70
11:CH:51:VAL:HG12	11:CH:52:ASP:N	2.06	0.70
36:DP:41:ARG:NH1	36:DP:45:LEU:HD12	2.06	0.70
25:DA:1299:G:H5''	25:DA:1300:U:OP1	1.90	0.70
1:CA:1363:A:H4'	1:CA:1364:U:H5''	1.71	0.70
45:BY:50:ARG:HG3	45:BY:52:SER:H	1.56	0.70
45:BY:7:VAL:HB	45:BY:8:LYS:HZ3	1.56	0.70
7:AD:8:VAL:O	7:AD:11:LEU:HG	1.91	0.70
42:BV:2:PHE:CE2	42:BV:13:ARG:HD3	2.25	0.70
28:DE:101:ARG:HD3	28:DE:169:ASN:ND2	2.07	0.70
25:BA:1045:A:H4'	25:BA:1046:A:H5''	1.72	0.70
41:DU:22:LYS:HE2	41:DU:22:LYS:HA	1.74	0.70
25:DA:1493:C:H4'	25:DA:1494:A:OP1	1.91	0.70
1:AA:818:G:O2'	1:AA:819:A:H5'	1.91	0.70
29:DF:110:LEU:HD11	29:DF:181:LEU:HD22	1.72	0.70
1:CA:522:C:H41	15:CL:52:ARG:HH22	1.38	0.70
25:DA:479:A:H4'	25:DA:480:A:OP1	1.91	0.70
21:CR:19:LYS:HE3	21:CR:19:LYS:HA	1.74	0.70
31:BH:92:ILE:H	31:BH:92:ILE:HD12	1.57	0.70
36:DP:62:LEU:CD2	55:D8:25:MET:HB2	2.22	0.70
25:DA:2415:G:H4'	36:DP:66:GLY:CA	2.21	0.70
26:BB:10:C:N4	26:BB:11:C:H41	1.88	0.70
1:CA:68(H):G:H1	1:CA:68(R):C:H42	1.39	0.70
1:AA:950:U:H2'	1:AA:951:G:C8	2.27	0.70
25:DA:137(D):A:H8	25:DA:1408:C:HO2'	1.34	0.70
25:DA:2630:G:H1'	25:DA:2894:G:H1'	1.73	0.70
25:BA:1171:G:H2'	25:BA:1172:G:O4'	1.91	0.70
34:DN:127:LYS:HB2	34:DN:140:PHE:CE1	2.25	0.70
30:DG:67:LYS:H	30:DG:67:LYS:HD2	1.55	0.70

*Continued on next page...*



*Continued from previous page...*

Atom-1	Atom-2	Distance(Å)	Clash(Å)
41:DU:58:ARG:O	41:DU:62:ILE:HG12	1.91	0.70
25:BA:1912:A:H4'	25:BA:1913:A:OP1	1.91	0.70
27:BD:31:LYS:O	27:BD:35:LYS:HB2	1.91	0.70
1:CA:1504:G:OP1	1:CA:1507:A:H4'	1.91	0.70
39:DS:24:LEU:HD12	39:DS:84:GLN:HB3	1.74	0.70
44:DX:26:TYR:OH	44:DX:88:LYS:HB2	1.92	0.70
25:DA:270(H):C:H2'	25:DA:270(I):G:H8	1.56	0.70
1:AA:1080:A:H5''	1:AA:1081:G:OP2	1.92	0.70
25:DA:1021:A:H62	25:DA:1141:U:H3	1.40	0.70
45:BY:81:LYS:CG	45:BY:97:ARG:HB3	2.22	0.70
27:BD:58:HIS:CD2	27:BD:59:LYS:N	2.60	0.70
45:DY:81:LYS:CG	45:DY:97:ARG:HB3	2.21	0.70
25:DA:1614:A:C2	43:DW:93:ALA:HB2	2.27	0.70
42:DV:34:GLU:O	42:DV:36:PRO:HD3	1.91	0.70
30:DG:39:ILE:HG12	30:DG:157:ILE:HG22	1.74	0.70
25:DA:844:C:H2'	25:DA:845:G:H5'	1.74	0.70
37:BQ:80:GLU:OE2	37:BQ:80:GLU:HA	1.92	0.70
25:DA:2600:A:C6	25:DA:2601:C:N4	2.60	0.70
25:BA:1899:G:H21	25:BA:1902:C:H41	1.34	0.70
25:DA:1506:C:H2'	25:DA:1506(A):A:H8	1.55	0.70
8:AE:101:ILE:HD13	8:AE:101:ILE:H	1.53	0.70
25:BA:1174:U:H2'	25:BA:1175:G:C5	2.26	0.70
12:AI:58:ARG:HH21	12:AI:59:PHE:HE1	1.40	0.70
14:AK:18:ARG:HG3	14:AK:33:THR:HG23	1.74	0.70
1:AA:723:U:H5''	1:AA:724:G:OP2	1.92	0.70
32:BI:5:LEU:H	32:BI:5:LEU:HD23	1.57	0.70
28:BE:101:ARG:HH21	28:BE:171:GLU:HB2	1.57	0.70
25:BA:1678:G:N2	25:BA:1989:G:H22	1.90	0.70
34:DN:151:HIS:HE1	34:DN:157:ARG:NE	1.90	0.69
25:BA:1210:A:H8	25:BA:1210:A:H5'	1.56	0.69
40:BT:77:PRO:HB2	40:BT:80:SER:HB2	1.74	0.69
31:DH:20:ALA:HB1	31:DH:21:PRO:HD2	1.72	0.69
15:CL:5:THR:HG23	15:CL:8:GLN:NE2	2.06	0.69
25:BA:1359:A:H2'	25:BA:1360:A:H5'	1.72	0.69
27:BD:267:SER:O	27:BD:270:ILE:HG13	1.91	0.69
25:DA:2502:G:H5'	25:DA:2503:A:H5''	1.72	0.69
13:AJ:38:ILE:HB	13:AJ:71:LEU:HB3	1.74	0.69
25:DA:1171:G:H2'	25:DA:1172:G:O4'	1.91	0.69
13:CJ:38:ILE:HB	13:CJ:71:LEU:HB3	1.73	0.69
1:CA:1063:C:H3'	1:CA:1064:G:H2'	1.72	0.69
22:CS:40:ILE:HD13	22:CS:62:ILE:HD11	1.73	0.69
25:DA:857:C:H4'	47:D0:23:VAL:HG21	1.75	0.69

*Continued on next page...*



*Continued from previous page...*

Atom-1	Atom-2	Distance(Å)	Clash(Å)
1:AA:748:C:H1'	1:AA:749:C:OP2	1.91	0.69
31:DH:169:VAL:HA	31:DH:170:ARG:HH21	1.57	0.69
25:DA:539:G:H2'	25:DA:540:C:H6	1.57	0.69
25:BA:322:A:H3'	29:BF:169:ASN:HD21	1.58	0.69
31:BH:17:VAL:HG12	31:BH:26:VAL:HG22	1.74	0.69
39:DS:51:ALA:HB3	39:DS:73:LEU:HG	1.74	0.69
17:AN:16:PHE:N	17:AN:16:PHE:CD2	2.57	0.69
32:DI:82:ARG:HD2	32:DI:89:TYR:HE2	1.57	0.69
15:AL:5:THR:HG23	15:AL:8:GLN:NE2	2.08	0.69
28:DE:101:ARG:HH21	28:DE:171:GLU:HB2	1.56	0.69
37:DQ:23:GLY:HA3	37:DQ:98:LYS:HB2	1.75	0.69
46:BZ:109:ALA:HB3	46:BZ:145:GLU:HG2	1.74	0.69
4:CY:77:SER:HB2	4:CY:110:LYS:HZ1	1.56	0.69
25:DA:543(C):A:H2'	25:DA:543(D):A:C8	2.27	0.69
42:BV:34:GLU:O	42:BV:36:PRO:HD3	1.92	0.69
7:AD:49:ARG:NH1	7:AD:49:ARG:HA	2.06	0.69
28:DE:36:ARG:NH2	28:DE:88:GLY:HA2	2.07	0.69
1:CA:559:A:H4'	1:CA:560:U:C3'	2.16	0.69
25:DA:1899:G:H22	25:DA:1902:C:H41	1.39	0.69
23:AT:25:ARG:O	23:AT:29:LYS:HG2	1.92	0.69
14:CK:48:ILE:HD11	14:CK:64:ALA:HA	1.75	0.69
14:CK:18:ARG:HG3	14:CK:33:THR:HG23	1.74	0.69
40:DT:48:ILE:HD12	40:DT:48:ILE:H	1.57	0.69
30:BG:39:ILE:HG12	30:BG:157:ILE:HG22	1.74	0.69
5:CB:83:MET:HE3	5:CB:234:PRO:HG2	1.75	0.69
25:BA:1993:U:H4'	28:BE:128:SER:HB2	1.75	0.69
49:D2:12:GLU:C	49:D2:14:ARG:H	1.96	0.69
38:DR:52:ILE:HD13	38:DR:79:LEU:HD21	1.75	0.69
23:AT:49:ALA:HA	23:AT:52:ALA:HB3	1.73	0.69
40:DT:77:PRO:HB2	40:DT:80:SER:HB2	1.75	0.69
6:AC:164:ARG:HG2	6:AC:165:THR:H	1.56	0.69
7:CD:118:ARG:O	7:CD:122:ARG:HB2	1.92	0.69
34:BN:80:ALA:O	34:BN:83:ILE:HG13	1.93	0.69
38:DR:18:LEU:HD11	38:DR:22:ARG:CZ	2.22	0.69
25:DA:1817:G:OP1	27:DD:88:ARG:NH2	2.25	0.69
15:CL:74:HIS:CD2	15:CL:76:LEU:H	2.04	0.69
43:DW:18:ARG:HG3	43:DW:76:VAL:CG1	2.22	0.69
25:DA:1116:C:H2'	25:DA:1117:G:C8	2.28	0.69
36:DP:58:THR:C	36:DP:61:ARG:HE	1.96	0.69
27:DD:16:MET:HE2	27:DD:211:ARG:HE	1.56	0.69
1:AA:1371:G:OP1	12:AI:11:LYS:HB3	1.92	0.69
25:BA:71:A:H2	44:BX:31:HIS:HE1	1.41	0.69

*Continued on next page...*



*Continued from previous page...*

Atom-1	Atom-2	Distance(Å)	Clash(Å)
32:DI:93:THR:HG22	32:DI:116:LEU:HD11	1.74	0.69
5:AB:204:ASN:HD21	5:AB:207:ALA:H	1.37	0.69
1:AA:1504:G:OP1	1:AA:1507:A:H4'	1.91	0.69
1:AA:523:A:H61	15:AL:52:ARG:HH12	1.40	0.69
25:DA:1386:C:H2'	25:DA:1387:C:C6	2.28	0.69
1:CA:523:A:H61	15:CL:52:ARG:HH12	1.41	0.69
25:DA:2893:G:H5''	25:DA:2894:G:O4'	1.93	0.69
52:B5:6:VAL:HG22	52:B5:7:PRO:HD2	1.74	0.69
25:BA:539:G:H2'	25:BA:540:C:H6	1.58	0.69
1:AA:6:G:H4'	1:AA:298:A:H4'	1.75	0.69
1:CA:1371:G:OP1	12:CI:11:LYS:HB3	1.92	0.69
34:DN:85:VAL:HG22	34:DN:89:LYS:HG3	1.74	0.69
25:BA:2502:G:H5'	25:BA:2503:A:H5''	1.74	0.69
5:AB:212:GLN:HG3	5:AB:235:SER:HB2	1.75	0.69
39:BS:51:ALA:HB3	39:BS:73:LEU:HG	1.74	0.69
25:BA:773:U:H4'	27:BD:47:GLY:HA3	1.74	0.69
25:BA:1062:G:H21	33:BK:133:SER:HB3	1.58	0.69
13:CJ:84:GLN:HE21	13:CJ:88:LEU:HD22	1.58	0.69
1:AA:1422:G:H5''	35:BO:48:PRO:HB3	1.75	0.69
25:BA:137(A):G:H2'	25:BA:137(C):G:N7	2.08	0.69
29:DF:165:ARG:HA	29:DF:168:ARG:HD3	1.75	0.69
33:DK:66:THR:HG22	33:DK:68:VAL:HG23	1.75	0.69
8:AE:91:LEU:HD23	8:AE:120:THR:HG22	1.75	0.69
25:DA:528:A:C2	25:DA:2042:A:H2'	2.28	0.69
25:BA:214:G:H1'	25:BA:216:A:O2'	1.93	0.69
29:DF:136:THR:HG22	29:DF:166:ALA:O	1.92	0.69
45:DY:50:ARG:HG3	45:DY:52:SER:H	1.56	0.69
32:BI:82:ARG:HD2	32:BI:89:TYR:HE2	1.58	0.69
41:BU:22:LYS:HE2	41:BU:22:LYS:HA	1.73	0.69
31:DH:92:ILE:H	31:DH:92:ILE:HD12	1.57	0.69
38:BR:18:LEU:HD11	38:BR:22:ARG:CZ	2.23	0.69
46:DZ:109:ALA:HB3	46:DZ:145:GLU:HG2	1.74	0.69
25:DA:214:G:H1'	25:DA:216:A:O2'	1.92	0.69
36:DP:125:VAL:O	36:DP:145:PRO:HD2	1.93	0.69
15:CL:5:THR:H	15:CL:8:GLN:HE21	1.41	0.69
23:CT:25:ARG:O	23:CT:29:LYS:HG2	1.93	0.69
25:BA:2893:G:H5''	25:BA:2894:G:O4'	1.93	0.69
28:BE:101:ARG:HD3	28:BE:169:ASN:ND2	2.07	0.69
28:BE:36:ARG:NH2	28:BE:88:GLY:HA2	2.06	0.69
31:BH:169:VAL:HA	31:BH:170:ARG:HH21	1.56	0.69
33:DK:8:VAL:HG22	33:DK:9:LYS:H	1.56	0.69
1:CA:950:U:H2'	1:CA:951:G:C8	2.28	0.69

*Continued on next page...*



*Continued from previous page...*

Atom-1	Atom-2	Distance(Å)	Clash(Å)
42:BV:79:VAL:O	42:BV:79:VAL:HG12	1.92	0.69
12:CI:58:ARG:HH21	12:CI:59:PHE:HE1	1.40	0.69
25:DA:1545:A:H2'	25:DA:1546:C:H5'	1.75	0.69
36:DP:25:SER:O	36:DP:30:THR:HG23	1.93	0.68
37:DQ:82:ARG:NH1	37:DQ:82:ARG:HG2	1.99	0.68
36:BP:62:LEU:CD2	55:B8:25:MET:HB2	2.22	0.68
25:BA:1386:C:H2'	25:BA:1387:C:C6	2.28	0.68
8:CE:43:LEU:HD12	8:CE:109:ILE:HD11	1.75	0.68
4:AY:110:LYS:HZ3	4:AY:110:LYS:HB3	1.58	0.68
41:DU:29:SER:OG	41:DU:30:LYS:HE3	1.94	0.68
37:BQ:23:GLY:HA3	37:BQ:98:LYS:HB2	1.74	0.68
25:BA:2600:A:C6	25:BA:2601:C:N4	2.61	0.68
25:DA:1541:U:C3'	25:DA:1542:G:H3'	2.19	0.68
32:DI:92:VAL:HG13	32:DI:120:ILE:HB	1.75	0.68
46:BZ:4:ARG:HH12	46:BZ:60:GLU:HG3	1.58	0.68
16:AM:45:VAL:O	16:AM:48:LEU:HD22	1.94	0.68
1:CA:955:U:H2'	1:CA:956:U:H6	1.58	0.68
36:BP:27:HIS:CG	36:BP:28:GLY:N	2.60	0.68
33:BK:54:PRO:HD3	33:BK:72:PRO:HA	1.75	0.68
1:AA:634:C:H2'	1:AA:635:G:H8	1.57	0.68
25:BA:1299:G:H5''	25:BA:1300:U:OP1	1.93	0.68
25:BA:857:C:H4'	47:B0:23:VAL:HG21	1.75	0.68
1:CA:973:G:H3'	1:CA:974:A:H5''	1.75	0.68
25:BA:773:U:C4'	27:BD:47:GLY:HA3	2.23	0.68
1:AA:1314:C:H41	22:AS:4:SER:N	1.92	0.68
1:CA:634:C:H2'	1:CA:635:G:H8	1.57	0.68
25:DA:271(Q):A:H61	25:DA:357(E):U:H3	1.40	0.68
13:AJ:84:GLN:HE21	13:AJ:88:LEU:HD22	1.57	0.68
25:DA:910:A:C5	37:DQ:13:GLN:HG3	2.28	0.68
1:CA:1109:C:H2'	1:CA:1110:A:O4'	1.93	0.68
53:D6:34:LEU:H	53:D6:34:LEU:HD13	1.58	0.68
1:CA:985:C:H2'	1:CA:986:A:H8	1.56	0.68
36:BP:25:SER:O	36:BP:30:THR:HG23	1.94	0.68
25:BA:1005:C:O2'	34:BN:51:THR:HG21	1.94	0.68
1:AA:977:A:H2'	1:AA:978:A:H5'	1.75	0.68
23:CT:49:ALA:HA	23:CT:52:ALA:HB3	1.75	0.68
29:BF:136:THR:HG22	29:BF:166:ALA:O	1.92	0.68
1:AA:913:A:H1'	1:AA:914:A:OP2	1.93	0.68
6:AC:31:HIS:O	6:AC:35:GLU:HG2	1.93	0.68
26:BB:66:A:H61	26:BB:107:U:H2'	1.58	0.68
36:BP:17:LYS:HG2	36:BP:19:VAL:HG22	1.76	0.68
6:CC:122:GLU:O	6:CC:126:ARG:HG2	1.93	0.68

*Continued on next page...*



*Continued from previous page...*

Atom-1	Atom-2	Distance(Å)	Clash(Å)
25:DA:560:C:H4'	41:DU:52:ARG:HH22	1.58	0.68
46:DZ:108:PRO:HG3	46:DZ:141:VAL:HG22	1.76	0.68
31:DH:17:VAL:HG12	31:DH:26:VAL:HG22	1.74	0.68
1:CA:1080:A:H5''	1:CA:1081:G:OP2	1.93	0.68
25:DA:1993:U:H4'	28:DE:128:SER:HB2	1.75	0.68
17:AN:6:LEU:HD13	17:AN:23:ARG:HH22	1.59	0.68
25:BA:1021:A:H62	25:BA:1141:U:H3	1.42	0.68
25:DA:271(L):C:N4	25:DA:357(F):G:H1	1.91	0.68
25:DA:655:A:H2'	25:DA:656:G:O4'	1.94	0.68
34:DN:59:GLY:O	34:DN:61:HIS:N	2.26	0.68
1:CA:458(A):G:O6	1:CA:458(C):G:H5''	1.94	0.68
22:CS:11:VAL:HG23	22:CS:38:SER:HB2	1.75	0.68
35:DO:119:PRO:HB2	40:DT:68:TYR:CE1	2.29	0.68
27:DD:238:GLY:O	27:DD:239:ARG:C	2.32	0.68
1:AA:973:G:H3'	1:AA:974:A:H5''	1.74	0.68
27:DD:33:LEU:O	27:DD:36:PRO:HD2	1.94	0.68
5:AB:29:ALA:HA	5:AB:32:ILE:HD13	1.75	0.68
28:DE:101:ARG:HD3	28:DE:169:ASN:HD22	1.56	0.68
5:CB:212:GLN:HG3	5:CB:235:SER:HB2	1.75	0.68
43:DW:1:MET:HG2	43:DW:2:GLU:H	1.59	0.68
25:BA:910:A:C5	37:BQ:13:GLN:HG3	2.29	0.68
25:BA:191:A:H2'	25:BA:192:C:C6	2.28	0.68
4:CY:56:GLU:CD	25:DA:2473:U:H6	1.97	0.68
44:DX:15:GLU:H	44:DX:15:GLU:CD	1.95	0.68
25:BA:1009:A:C8	25:BA:1009:A:H5'	2.22	0.68
42:DV:79:VAL:O	42:DV:79:VAL:HG12	1.93	0.68
25:DA:1005:C:O2'	34:DN:51:THR:HG21	1.93	0.68
25:BA:1116:C:H2'	25:BA:1117:G:C8	2.28	0.68
16:AM:19:LEU:H	16:AM:19:LEU:HD13	1.59	0.68
1:CA:913:A:H1'	1:CA:914:A:OP2	1.94	0.68
54:D7:5:TRP:NE1	54:D7:7:PRO:HG3	2.09	0.68
25:DA:2688:U:H3'	25:DA:2688:U:O2	1.93	0.68
25:DA:1292:U:H2'	25:DA:1293:C:C6	2.28	0.68
37:DQ:80:GLU:OE2	37:DQ:80:GLU:HA	1.92	0.68
25:BA:974(A):C:H4'	25:BA:974(A):C:OP2	1.93	0.68
4:AY:184:VAL:HG23	4:AY:189:ALA:HB1	1.76	0.68
51:B4:40:ILE:HB	51:B4:48:ILE:HB	1.75	0.68
36:DP:64:LYS:O	36:DP:66:GLY:N	2.27	0.68
7:AD:30:LYS:C	7:AD:32:ALA:H	1.97	0.68
16:CM:66:LEU:HA	16:CM:70:LEU:HB2	1.75	0.68
25:BA:655:A:H2'	25:BA:656:G:O4'	1.93	0.68
16:CM:19:LEU:H	16:CM:19:LEU:HD13	1.59	0.68

*Continued on next page...*



*Continued from previous page...*

Atom-1	Atom-2	Distance(Å)	Clash(Å)
21:AR:19:LYS:HE3	21:AR:19:LYS:HA	1.74	0.68
25:DA:71:A:H2	44:DX:31:HIS:HE1	1.41	0.68
1:CA:559:A:C5'	1:CA:560:U:H3'	2.24	0.68
44:BX:84:ALA:HB3	44:BX:87:GLN:NE2	2.05	0.68
25:DA:1614:A:N6	43:DW:88:ARG:H	1.92	0.68
36:BP:112:LEU:HD23	36:BP:113:LYS:N	2.09	0.68
46:BZ:108:PRO:HG3	46:BZ:141:VAL:HG22	1.76	0.68
7:CD:110:PHE:CE2	7:CD:148:VAL:HG23	2.29	0.68
25:DA:1537:C:H2'	25:DA:1538:G:O4'	1.94	0.68
34:DN:80:ALA:O	34:DN:83:ILE:HG13	1.94	0.68
4:CY:88:LEU:HB2	4:CY:100:LEU:HD13	1.76	0.68
7:AD:128:VAL:HG12	7:AD:129:ASN:ND2	2.09	0.68
22:AS:11:VAL:HG23	22:AS:38:SER:HB2	1.74	0.68
25:BA:244:A:C2	25:BA:255:A:C4	2.82	0.68
25:DA:1543:A:N7	25:DA:1544:A:H5''	2.09	0.67
34:BN:157:ARG:H	34:BN:158:PRO:CD	2.07	0.67
1:CA:1346:A:H5''	12:CI:120:ARG:NH1	2.08	0.67
25:BA:784:A:N7	27:BD:229:VAL:HG21	2.08	0.67
25:BA:271(L):C:N4	25:BA:357(F):G:H1	1.91	0.67
7:CD:110:PHE:HE2	7:CD:148:VAL:HG23	1.58	0.67
25:DA:137(A):G:H2'	25:DA:137(C):G:N7	2.09	0.67
16:AM:66:LEU:HA	16:AM:70:LEU:HB2	1.76	0.67
1:CA:376:G:H2'	1:CA:377:G:H8	1.60	0.67
32:DI:5:LEU:H	32:DI:5:LEU:HD23	1.59	0.67
5:CB:169:LYS:NZ	5:CB:169:LYS:HB3	2.09	0.67
37:DQ:111:GLU:O	37:DQ:115:MET:HG2	1.94	0.67
1:CA:559:A:H5''	1:CA:560:U:H3'	1.76	0.67
40:DT:50:ILE:HD11	40:DT:99:LEU:O	1.94	0.67
5:CB:29:ALA:HA	5:CB:32:ILE:HD13	1.76	0.67
22:AS:22:LEU:HD13	22:AS:27:GLU:HB2	1.75	0.67
40:BT:64:ARG:HB2	40:BT:73:GLU:HG2	1.75	0.67
16:CM:45:VAL:O	16:CM:48:LEU:HD22	1.94	0.67
43:BW:1:MET:HG2	43:BW:2:GLU:H	1.59	0.67
17:CN:23:ARG:HD2	17:CN:28:GLY:O	1.94	0.67
41:BU:58:ARG:O	41:BU:62:ILE:HG12	1.94	0.67
49:B2:12:GLU:C	49:B2:14:ARG:H	1.97	0.67
38:DR:67:LEU:HD22	38:DR:76:VAL:HG11	1.75	0.67
38:DR:73:VAL:O	38:DR:76:VAL:HG22	1.94	0.67
1:CA:977:A:H2'	1:CA:978:A:H5'	1.75	0.67
1:AA:68(H):G:H1	1:AA:68(R):C:H42	1.40	0.67
39:BS:24:LEU:HD12	39:BS:84:GLN:HB3	1.74	0.67
25:BA:1817:G:OP1	27:BD:88:ARG:NH2	2.27	0.67

*Continued on next page...*



*Continued from previous page...*

Atom-1	Atom-2	Distance(Å)	Clash(Å)
4:AY:88:LEU:HB2	4:AY:100:LEU:HD13	1.77	0.67
37:BQ:111:GLU:O	37:BQ:115:MET:HG2	1.95	0.67
54:D7:35:ARG:HG3	54:D7:42:LEU:HD11	1.76	0.67
1:AA:955:U:H2'	1:AA:956:U:H6	1.60	0.67
25:DA:285:C:H2'	25:DA:286:C:H6	1.59	0.67
23:CT:53:LEU:HD22	23:CT:102:GLY:HA3	1.76	0.67
1:AA:490:G:P	7:AD:132:ARG:HH22	2.18	0.67
25:BA:1541:U:C3'	25:BA:1542:G:H3'	2.20	0.67
32:BI:92:VAL:HG13	32:BI:120:ILE:HB	1.76	0.67
25:BA:1614:A:C2	43:BW:93:ALA:HB2	2.29	0.67
43:BW:18:ARG:HG3	43:BW:76:VAL:CG1	2.24	0.67
36:DP:58:THR:O	36:DP:61:ARG:HG3	1.94	0.67
25:DA:1495:A:O2'	25:DA:1579:A:H5''	1.95	0.67
36:DP:17:LYS:HG2	36:DP:19:VAL:HG22	1.75	0.67
23:AT:53:LEU:HD22	23:AT:102:GLY:HA3	1.77	0.67
6:AC:122:GLU:O	6:AC:126:ARG:HG2	1.93	0.67
1:AA:748:C:H4'	1:AA:749:C:O5'	1.94	0.67
5:CB:28:PHE:CE1	5:CB:190:THR:HA	2.30	0.67
31:DH:13:LYS:NZ	31:DH:14:GLY:HA2	2.10	0.67
1:CA:6:G:H4'	1:CA:298:A:H4'	1.75	0.67
28:BE:201:THR:HG22	28:BE:202:LYS:N	2.09	0.67
1:AA:134:A:N6	19:AP:25:ARG:HH12	1.92	0.67
25:BA:1021:A:H3'	25:BA:1021:A:C8	2.30	0.67
22:AS:19:VAL:HG11	22:AS:44:MET:HE1	1.77	0.67
33:DK:109:LYS:HE2	33:DK:120:LEU:HD21	1.75	0.67
38:DR:55:ALA:HA	38:DR:80:PHE:CE1	2.30	0.67
36:BP:124:LYS:HA	36:BP:143:GLY:O	1.94	0.67
23:AT:72:LEU:HD22	23:AT:73:HIS:N	2.10	0.67
53:B6:34:LEU:HD13	53:B6:34:LEU:H	1.58	0.67
25:BA:1864(B):C:H2'	25:BA:1864(B):C:O2	1.92	0.67
13:AJ:48:THR:HG22	13:AJ:62:HIS:ND1	2.09	0.67
45:DY:2:ARG:N	45:DY:4:LYS:HZ2	1.93	0.67
44:DX:29:TRP:CZ3	44:DX:78:LYS:HB2	2.29	0.67
38:BR:73:VAL:O	38:BR:76:VAL:HG22	1.94	0.67
11:AH:114:THR:HG23	11:AH:116:LYS:H	1.60	0.67
1:AA:192:U:H2'	1:AA:193:C:H6	1.60	0.67
7:CD:78:LEU:HD11	7:CD:139:ARG:HH22	1.60	0.67
1:CA:826:C:H2'	1:CA:827:U:H6	1.60	0.67
27:BD:25:THR:CG2	27:BD:82:ILE:H	2.08	0.67
36:DP:27:HIS:CG	36:DP:28:GLY:N	2.63	0.67
46:BZ:82:ARG:NH1	46:BZ:82:ARG:HB3	2.10	0.67
29:DF:22:ALA:HB1	29:DF:24:LEU:HD13	1.76	0.67

*Continued on next page...*



*Continued from previous page...*

Atom-1	Atom-2	Distance(Å)	Clash(Å)
25:BA:1541:U:H3'	25:BA:1542:G:C3'	2.20	0.67
14:AK:59:TYR:CZ	14:AK:63:LEU:HD11	2.30	0.67
48:B1:32:LYS:HG2	48:B1:33:LYS:H	1.59	0.67
1:CA:748:C:H4'	1:CA:749:C:O5'	1.94	0.67
28:BE:101:ARG:HD3	28:BE:169:ASN:HD22	1.58	0.67
27:BD:238:GLY:O	27:BD:239:ARG:C	2.31	0.67
33:DK:98:ARG:HA	33:DK:136:VAL:HG23	1.77	0.67
25:BA:636:G:OP1	36:BP:132:LYS:HB2	1.94	0.67
52:D5:6:VAL:HG22	52:D5:7:PRO:HD2	1.75	0.67
42:BV:66:ARG:HD2	42:BV:88:ARG:CZ	2.24	0.67
25:BA:2391:G:OP1	55:B8:32:LEU:HB2	1.95	0.67
5:AB:80:ILE:HD11	5:AB:208:ILE:HG23	1.77	0.67
22:CS:18:LYS:HE2	22:CS:31:ILE:HD13	1.76	0.67
45:BY:2:ARG:N	45:BY:4:LYS:HZ2	1.92	0.67
25:BA:1537:C:H2'	25:BA:1538:G:O4'	1.95	0.67
51:D4:40:ILE:HB	51:D4:48:ILE:HB	1.75	0.67
54:B7:5:TRP:NE1	54:B7:7:PRO:HG3	2.10	0.67
37:BQ:76:LYS:H	37:BQ:88:GLY:HA2	1.59	0.67
25:BA:844:C:H2'	25:BA:845:G:H5'	1.77	0.67
52:B5:16:ARG:HD2	52:B5:20:ARG:HH21	1.60	0.67
8:AE:43:LEU:HD12	8:AE:109:ILE:HD11	1.76	0.67
1:AA:1225:A:H5''	1:AA:1226:C:OP2	1.95	0.67
1:CA:1314:C:H41	22:CS:4:SER:N	1.93	0.67
32:BI:133:HIS:HE1	32:BI:135:GLU:HB3	1.60	0.67
25:DA:1899:G:H21	25:DA:1902:C:H41	1.41	0.67
12:AI:125:TYR:CD2	12:AI:126:SER:N	2.63	0.67
5:AB:18:GLY:H	5:AB:42:ILE:HG22	1.60	0.67
36:BP:58:THR:O	36:BP:61:ARG:HG3	1.93	0.67
1:AA:17:U:H2'	1:AA:18:C:C6	2.29	0.67
27:BD:159:ALA:HB1	27:BD:198:ASN:O	1.95	0.67
25:DA:2747:G:O6	25:DA:2755:C:H5''	1.95	0.67
32:DI:133:HIS:HE1	32:DI:135:GLU:HB3	1.60	0.67
23:AT:90:GLN:O	23:AT:93:GLU:HG2	1.95	0.67
13:CJ:48:THR:HG22	13:CJ:62:HIS:ND1	2.09	0.66
1:AA:1493:A:H1'	4:AY:138:GLY:H	1.59	0.66
25:DA:1021:A:C8	25:DA:1021:A:H3'	2.30	0.66
28:DE:111:ARG:HD2	28:DE:160:TYR:HE1	1.59	0.66
25:BA:1614:A:N6	43:BW:88:ARG:H	1.92	0.66
25:BA:270(H):C:H2'	25:BA:270(I):G:C8	2.30	0.66
1:AA:985:C:H2'	1:AA:986:A:C8	2.29	0.66
1:CA:985:C:H2'	1:CA:986:A:C8	2.30	0.66
1:CA:17:U:H2'	1:CA:18:C:C6	2.30	0.66

*Continued on next page...*



*Continued from previous page...*

Atom-1	Atom-2	Distance(Å)	Clash(Å)
5:CB:18:GLY:H	5:CB:42:ILE:HG22	1.60	0.66
7:CD:96:LEU:HD12	7:CD:139:ARG:NH1	2.10	0.66
25:BA:1545:A:H2'	25:BA:1546:C:H5'	1.76	0.66
45:DY:7:VAL:HB	45:DY:8:LYS:HZ3	1.59	0.66
29:DF:65:TRP:HB2	29:DF:66:PRO:HD2	1.75	0.66
1:AA:1227:A:H2'	1:AA:1227:A:N3	2.11	0.66
25:DA:974(A):C:H4'	25:DA:974(A):C:OP2	1.94	0.66
39:DS:52:SER:HB2	39:DS:55:ALA:HB3	1.77	0.66
5:AB:169:LYS:HB3	5:AB:169:LYS:NZ	2.10	0.66
32:DI:97:ILE:HA	32:DI:100:ALA:HB3	1.75	0.66
11:CH:114:THR:HG23	11:CH:116:LYS:H	1.59	0.66
1:AA:458(A):G:O6	1:AA:458(C):G:H5''	1.95	0.66
1:AA:365:U:H5''	1:AA:366:C:OP1	1.95	0.66
1:AA:1109:C:H2'	1:AA:1110:A:O4'	1.94	0.66
46:DZ:4:ARG:HH12	46:DZ:60:GLU:HG3	1.57	0.66
25:DA:2068:U:N3	25:DA:2430:A:H2	1.87	0.66
36:BP:47:ASP:HB3	36:BP:48:PRO:O	1.94	0.66
9:CF:62:TRP:C	9:CF:63:TYR:HD2	1.99	0.66
5:AB:28:PHE:CE1	5:AB:190:THR:HA	2.29	0.66
7:AD:49:ARG:HH11	7:AD:49:ARG:HA	1.59	0.66
25:BA:2747:G:O6	25:BA:2755:C:H5''	1.96	0.66
25:BA:2473:U:H2'	25:BA:2473:U:O2	1.96	0.66
32:DI:98:ALA:HA	32:DI:109:ILE:HD11	1.77	0.66
32:BI:97:ILE:HA	32:BI:100:ALA:HB3	1.76	0.66
25:BA:1076:C:H1'	33:BK:91:PRO:HD2	1.76	0.66
25:DA:675:A:H4'	29:DF:67:GLN:NE2	2.11	0.66
25:DA:106:C:H1'	45:DY:2:ARG:NE	2.11	0.66
22:CS:63:THR:HG23	22:CS:65:ASN:H	1.60	0.66
1:CA:1246:C:H2'	1:CA:1247:U:H6	1.60	0.66
1:CA:1152:A:H2'	1:CA:1153:C:H6	1.59	0.66
25:BA:270(O):U:H4'	25:BA:270(P):C:OP2	1.96	0.66
41:BU:29:SER:OG	41:BU:30:LYS:HE3	1.94	0.66
29:DF:178:PRO:HB2	29:DF:201:VAL:HG11	1.78	0.66
14:AK:48:ILE:HD11	14:AK:64:ALA:HA	1.76	0.66
1:CA:192:U:H2'	1:CA:193:C:H6	1.59	0.66
1:AA:826:C:H2'	1:AA:827:U:H6	1.61	0.66
1:AA:436:C:H2'	1:AA:437:U:H6	1.60	0.66
36:BP:64:LYS:O	36:BP:66:GLY:N	2.27	0.66
12:CI:125:TYR:CD2	12:CI:126:SER:N	2.63	0.66
44:BX:29:TRP:CZ3	44:BX:78:LYS:HB2	2.30	0.66
25:DA:137(D):A:C8	25:DA:1408:C:O2'	2.49	0.66
1:CA:986:A:H1'	22:CS:54:GLY:O	1.95	0.66

*Continued on next page...*



*Continued from previous page...*

Atom-1	Atom-2	Distance(Å)	Clash(Å)
1:CA:826:C:H2'	1:CA:827:U:C6	2.30	0.66
1:AA:1246:C:H2'	1:AA:1247:U:H6	1.60	0.66
25:BA:907:U:H4'	37:BQ:101:ARG:HH22	1.61	0.66
38:BR:48:VAL:HA	38:BR:51:LEU:HD12	1.77	0.66
25:DA:2822:G:O6	38:DR:4:LEU:HD12	1.96	0.66
44:BX:26:TYR:OH	44:BX:88:LYS:HB2	1.94	0.66
1:AA:376:G:H2'	1:AA:377:G:H8	1.59	0.66
25:DA:1021:A:H3'	25:DA:1021:A:H8	1.60	0.66
25:DA:636:G:OP1	36:DP:132:LYS:HB2	1.95	0.66
25:BA:1639:U:H2'	25:BA:1640:C:H5''	1.76	0.66
25:BA:137(D):A:C8	25:BA:1408:C:O2'	2.48	0.66
25:BA:1981:A:H5''	25:BA:1982:C:OP2	1.94	0.66
27:BD:33:LEU:O	27:BD:36:PRO:HD2	1.96	0.66
22:CS:22:LEU:HD13	22:CS:27:GLU:HB2	1.76	0.66
5:CB:87:ARG:NH2	5:CB:233:SER:H	1.94	0.66
28:BE:35:GLN:HG2	28:BE:36:ARG:H	1.61	0.66
23:CT:72:LEU:HD22	23:CT:73:HIS:N	2.11	0.66
1:AA:1152:A:H2'	1:AA:1153:C:H6	1.59	0.66
29:BF:178:PRO:HB2	29:BF:201:VAL:HG11	1.78	0.66
52:D5:33:CYS:SG	52:D5:36:CYS:HB3	2.35	0.66
1:AA:559:A:H5''	1:AA:560:U:H3'	1.77	0.66
25:BA:1543:A:N7	25:BA:1544:A:H5''	2.10	0.66
45:DY:90:LEU:HG	45:DY:91:GLU:N	2.08	0.66
25:BA:1021:A:H8	25:BA:1021:A:H3'	1.61	0.66
15:AL:65:VAL:HG11	15:AL:97:TYR:CE1	2.31	0.66
5:CB:80:ILE:HD11	5:CB:208:ILE:HG23	1.78	0.66
25:BA:1006:C:H5'	34:BN:51:THR:HG23	1.76	0.66
34:DN:63:PRO:HB3	41:DU:68:ALA:HB2	1.78	0.66
12:AI:111:ARG:HD2	17:AN:61:TRP:NE1	2.11	0.66
4:CY:30:PHE:HE2	4:CY:364:TRP:HZ2	1.44	0.66
1:CA:1225:A:H5''	1:CA:1226:C:OP2	1.96	0.66
37:DQ:48:GLU:O	37:DQ:52:VAL:HG12	1.96	0.66
25:BA:2320:A:H2'	25:BA:2320:A:N3	2.10	0.66
29:BF:165:ARG:HA	29:BF:168:ARG:HD3	1.77	0.66
25:DA:586:A:H5'	29:DF:89:VAL:HG21	1.78	0.66
25:BA:779:U:OP1	27:BD:49:ILE:HG13	1.96	0.66
25:DA:2320:A:N3	25:DA:2320:A:H2'	2.10	0.66
1:AA:625:G:H2'	1:AA:626:U:H6	1.60	0.66
15:AL:56:LYS:HG2	15:AL:66:THR:HG22	1.77	0.66
22:AS:18:LYS:HE2	22:AS:31:ILE:HD13	1.76	0.66
36:DP:112:LEU:HD23	36:DP:113:LYS:N	2.11	0.66
7:AD:10:ARG:HG3	7:AD:11:LEU:HD23	1.78	0.66

*Continued on next page...*



*Continued from previous page...*

Atom-1	Atom-2	Distance(Å)	Clash(Å)
1:AA:17:U:O4'	1:AA:1080:A:H1'	1.95	0.66
5:AB:87:ARG:NH2	5:AB:233:SER:H	1.94	0.66
1:CA:1530:G:OP1	1:CA:1530:G:H4'	1.96	0.66
27:DD:25:THR:O	27:DD:25:THR:HG23	1.96	0.66
25:DA:2391:G:OP1	55:D8:32:LEU:HB2	1.96	0.66
27:DD:243:GLY:O	27:DD:244:ARG:HB3	1.96	0.66
8:CE:76:ILE:HG23	8:CE:78:HIS:H	1.61	0.66
4:CY:201:ARG:HD3	4:CY:323:GLN:HG2	1.78	0.66
9:AF:37:VAL:HG12	9:AF:38:GLU:N	2.11	0.66
25:DA:844:C:C2'	25:DA:845:G:H5'	2.26	0.66
34:BN:59:GLY:O	34:BN:61:HIS:N	2.27	0.66
25:DA:2313:C:H4'	30:DG:91:ARG:HG3	1.78	0.66
25:BA:2313:C:H4'	30:BG:91:ARG:HG3	1.77	0.66
39:DS:25:ARG:HG2	39:DS:88:ASP:HB2	1.77	0.66
25:DA:270(O):U:H4'	25:DA:270(P):C:OP2	1.95	0.66
36:DP:124:LYS:HA	36:DP:143:GLY:O	1.94	0.66
25:BA:528:A:C2	25:BA:2042:A:H2'	2.31	0.66
25:BA:1899:G:H22	25:BA:1902:C:N4	1.93	0.65
7:AD:29:PRO:O	7:AD:30:LYS:HB3	1.95	0.65
12:AI:125:TYR:HD2	12:AI:126:SER:N	1.93	0.65
36:DP:148:LEU:HD13	36:DP:148:LEU:H	1.60	0.65
1:CA:976:G:H8	1:CA:1358:U:H2'	1.61	0.65
27:DD:25:THR:CG2	27:DD:82:ILE:H	2.08	0.65
1:AA:639:G:O2'	1:AA:640:A:H5'	1.96	0.65
27:DD:76:PRO:HB2	27:DD:116:GLN:HE21	1.61	0.65
6:CC:31:HIS:O	6:CC:35:GLU:HG2	1.94	0.65
25:BA:1416:G:H2'	25:BA:1417:C:C6	2.31	0.65
25:BA:1602:U:H3'	25:BA:1603:A:H5'	1.78	0.65
1:AA:559:A:C5'	1:AA:560:U:H3'	2.25	0.65
36:DP:23:PRO:HB2	36:DP:33:ARG:CD	2.26	0.65
45:DY:97:ARG:O	45:DY:97:ARG:HG2	1.95	0.65
43:BW:4:LYS:CB	43:BW:106:ILE:HG22	2.26	0.65
22:CS:19:VAL:HG11	22:CS:44:MET:HE1	1.77	0.65
1:AA:986:A:H1'	22:AS:54:GLY:O	1.96	0.65
25:DA:1678:G:H22	25:DA:1989:G:H22	1.44	0.65
25:DA:270(H):C:H2'	25:DA:270(I):G:C8	2.31	0.65
25:BA:320:A:H2'	29:BF:136:THR:HG21	1.78	0.65
44:BX:63:LYS:NZ	44:BX:72:LYS:HB3	2.10	0.65
25:DA:1416:G:H2'	25:DA:1417:C:C6	2.31	0.65
1:AA:1187:G:H5'	12:AI:113:LYS:HE2	1.79	0.65
10:CG:115:ARG:O	10:CG:118:VAL:HG22	1.96	0.65
1:AA:867:G:H2'	1:AA:868:C:H6	1.61	0.65

*Continued on next page...*



*Continued from previous page...*

Atom-1	Atom-2	Distance(Å)	Clash(Å)
38:DR:48:VAL:HA	38:DR:51:LEU:HD12	1.76	0.65
1:CA:1104:G:H5'	5:CB:111:ARG:HD2	1.78	0.65
31:BH:123:PHE:H	31:BH:123:PHE:HD1	1.45	0.65
1:AA:559:A:H4'	1:AA:560:U:C3'	2.16	0.65
52:D5:4:HIS:HB2	52:D5:5:PRO:CD	2.22	0.65
15:CL:23:VAL:HG13	15:CL:97:TYR:CE2	2.26	0.65
47:D0:32:ARG:NH1	47:D0:32:ARG:HG2	2.10	0.65
42:DV:66:ARG:HD2	42:DV:88:ARG:CZ	2.26	0.65
25:BA:285:C:H2'	25:BA:286:C:H6	1.60	0.65
25:BA:1292:U:H2'	25:BA:1293:C:C6	2.30	0.65
28:DE:131:ALA:O	28:DE:133:LYS:N	2.29	0.65
25:DA:779:U:OP1	27:DD:49:ILE:HG13	1.97	0.65
36:BP:36:LYS:HD3	36:BP:41:ARG:HG3	1.78	0.65
6:CC:43:LEU:O	6:CC:47:LEU:HB3	1.97	0.65
8:CE:76:ILE:HG13	8:CE:77:PRO:HD2	1.77	0.65
33:BK:21:PRO:HG3	33:BK:25:PRO:HD3	1.77	0.65
36:BP:125:VAL:O	36:BP:145:PRO:HD2	1.95	0.65
6:AC:150:LYS:HG3	6:AC:169:ALA:HB2	1.78	0.65
27:BD:144:ALA:HB3	27:BD:192:THR:HG23	1.78	0.65
38:BR:4:LEU:HD13	38:BR:4:LEU:O	1.96	0.65
25:DA:244:A:C2	25:DA:255:A:C4	2.85	0.65
32:BI:98:ALA:HA	32:BI:109:ILE:HD11	1.77	0.65
38:DR:57:ARG:HD2	38:DR:59:ASP:OD2	1.97	0.65
37:DQ:76:LYS:H	37:DQ:88:GLY:HA2	1.60	0.65
46:DZ:82:ARG:HB3	46:DZ:82:ARG:NH1	2.11	0.65
27:DD:70:TRP:CH2	27:DD:150:LYS:HA	2.31	0.65
25:DA:1006:C:H5'	34:DN:51:THR:HG23	1.78	0.65
40:DT:102:ILE:HB	40:DT:110:ILE:HD12	1.79	0.65
28:DE:35:GLN:HG2	28:DE:36:ARG:H	1.60	0.65
25:DA:2687:U:C4	25:DA:2688:U:C5	2.85	0.65
28:DE:9:VAL:HG22	28:DE:25:VAL:HB	1.77	0.65
1:AA:1317:C:OP1	17:AN:17:LYS:HB3	1.95	0.65
13:CJ:63:PHE:HB3	17:CN:58:LYS:HA	1.79	0.65
40:DT:64:ARG:HB2	40:DT:73:GLU:HG2	1.78	0.65
29:DF:31:HIS:HB2	36:DP:13:ASN:HB3	1.78	0.65
25:BA:1332:G:N2	25:BA:1609:A:HO2'	1.95	0.65
25:DA:1210:A:H8	25:DA:1210:A:H5'	1.61	0.65
40:BT:50:ILE:HD11	40:BT:99:LEU:O	1.97	0.65
1:AA:509:A:O2'	1:AA:510:A:N7	2.30	0.65
17:AN:12:ARG:HD2	17:AN:14:PRO:HG3	1.77	0.65
25:BA:1495:A:O2'	25:BA:1579:A:H5''	1.97	0.65
1:AA:826:C:H2'	1:AA:827:U:C6	2.31	0.65

*Continued on next page...*



*Continued from previous page...*

Atom-1	Atom-2	Distance(Å)	Clash(Å)
1:CA:1227:A:H2'	1:CA:1227:A:N3	2.11	0.65
14:CK:13:GLN:HG3	14:CK:75:TYR:O	1.96	0.65
4:CY:202:LEU:HD11	4:CY:204:ARG:HG2	1.79	0.65
25:DA:2820:A:O3'	38:DR:5:LYS:HE3	1.97	0.65
39:BS:52:SER:HB2	39:BS:55:ALA:HB3	1.77	0.65
1:AA:1306:A:N6	1:AA:1331:G:H1'	2.11	0.65
1:CA:259:G:H1	1:CA:267:C:H42	1.44	0.65
8:AE:76:ILE:HG13	8:AE:77:PRO:HD2	1.78	0.65
40:BT:102:ILE:HB	40:BT:110:ILE:HD12	1.78	0.65
25:BA:1416:G:H2'	25:BA:1417:C:H6	1.62	0.65
25:DA:1405:U:H2'	25:DA:1406:U:C6	2.32	0.65
23:CT:90:GLN:O	23:CT:93:GLU:HG2	1.96	0.65
25:DA:1602:U:H3'	25:DA:1603:A:H5'	1.78	0.65
25:BA:847:U:HO2'	25:BA:848:G:H8	1.43	0.65
4:CY:184:VAL:HG23	4:CY:189:ALA:HB1	1.77	0.65
37:DQ:65:PHE:HB2	37:DQ:105:GLU:HB2	1.78	0.65
1:AA:668:G:H1'	18:AO:46:HIS:HD2	1.62	0.65
26:DB:66:A:H61	26:DB:107:U:H2'	1.61	0.65
1:CA:328:C:H4'	1:CA:329:A:H5'	1.78	0.65
26:DB:80:U:H2'	26:DB:81:G:H21	1.62	0.65
1:AA:1346:A:H5''	12:AI:120:ARG:NH1	2.08	0.65
4:AY:201:ARG:HD3	4:AY:323:GLN:HG2	1.79	0.65
36:BP:148:LEU:H	36:BP:148:LEU:HD13	1.60	0.65
1:AA:976:G:N2	1:AA:1362:C:H2'	2.11	0.65
38:BR:52:ILE:HD13	38:BR:79:LEU:HD21	1.77	0.65
38:BR:55:ALA:HA	38:BR:80:PHE:CE1	2.31	0.65
39:BS:24:LEU:HD13	39:BS:82:ILE:HG23	1.79	0.65
37:BQ:76:LYS:N	37:BQ:88:GLY:HA2	2.12	0.65
25:BA:137(D):A:H8	25:BA:1408:C:HO2'	1.38	0.65
5:AB:83:MET:HE3	5:AB:234:PRO:HG2	1.78	0.65
27:DD:159:ALA:HB1	27:DD:198:ASN:O	1.97	0.65
14:AK:13:GLN:HG3	14:AK:75:TYR:O	1.97	0.65
7:CD:114:ARG:HA	7:CD:117:ALA:HB3	1.78	0.65
41:BU:92:ARG:NE	41:BU:94:ASN:HB3	2.12	0.65
45:BY:90:LEU:HG	45:BY:91:GLU:N	2.09	0.65
25:DA:2681:C:H5	25:DA:2725:A:N6	1.93	0.65
15:AL:44:PRO:HD3	15:AL:50:ALA:O	1.97	0.65
7:AD:128:VAL:HG12	7:AD:129:ASN:HD22	1.62	0.65
25:DA:1416:G:H2'	25:DA:1417:C:H6	1.61	0.65
20:AQ:80:GLY:O	20:AQ:81:ARG:HG2	1.96	0.65
35:DO:103:ALA:HB1	35:DO:105:GLU:OE1	1.96	0.65
25:BA:65:C:H2'	25:BA:66:C:H6	1.62	0.65

*Continued on next page...*



*Continued from previous page...*

Atom-1	Atom-2	Distance(Å)	Clash(Å)
15:CL:44:PRO:HD3	15:CL:50:ALA:O	1.97	0.65
33:BK:141:ALA:H	33:BK:142:PRO:HD2	1.61	0.65
41:DU:92:ARG:NE	41:DU:94:ASN:HB3	2.12	0.65
15:CL:65:VAL:HG11	15:CL:97:TYR:CE1	2.32	0.65
15:CL:56:LYS:HG2	15:CL:66:THR:HG22	1.78	0.65
28:DE:111:ARG:HA	38:DR:2:ARG:HE	1.62	0.65
47:B0:32:ARG:HG2	47:B0:32:ARG:NH1	2.08	0.65
5:CB:32:ILE:HG12	5:CB:40:HIS:HD2	1.62	0.65
14:AK:57:THR:HG22	14:AK:59:TYR:N	2.12	0.65
22:AS:63:THR:HG23	22:AS:65:ASN:H	1.61	0.65
25:DA:2392:A:H2	25:DA:2424:C:H42	1.43	0.65
17:AN:6:LEU:HD13	17:AN:23:ARG:NH2	2.12	0.65
27:DD:144:ALA:HB3	27:DD:192:THR:HG23	1.79	0.65
34:BN:143:LEU:HD22	34:BN:145:VAL:HG23	1.79	0.65
50:D3:11:SER:OG	50:D3:13:ILE:HG13	1.96	0.65
25:BA:2225:A:H4'	25:BA:2226:C:O5'	1.97	0.65
50:D3:8:LEU:HD11	50:D3:23:LEU:HD23	1.78	0.64
28:BE:111:ARG:HA	38:BR:2:ARG:HE	1.62	0.64
36:BP:84:ASN:HB3	36:BP:86:LYS:HG2	1.80	0.64
31:BH:127:GLU:HG2	31:BH:128:PRO:HD2	1.78	0.64
25:DA:1270:C:H5''	25:DA:1271:G:C5'	2.27	0.64
27:BD:25:THR:HG23	27:BD:25:THR:O	1.97	0.64
1:CA:436:C:H2'	1:CA:437:U:H6	1.61	0.64
33:DK:141:ALA:H	33:DK:142:PRO:HD2	1.62	0.64
1:CA:1187:G:H5'	12:CI:113:LYS:HE2	1.77	0.64
31:BH:13:LYS:NZ	31:BH:14:GLY:HA2	2.12	0.64
25:BA:2688:U:H3'	25:BA:2688:U:O2	1.96	0.64
9:AF:62:TRP:C	9:AF:63:TYR:HD2	2.00	0.64
4:AY:59:ARG:HG2	25:BA:1067:A:C2	2.32	0.64
36:DP:7:ARG:O	36:DP:10:PRO:HD3	1.97	0.64
25:DA:593:G:O2'	55:D8:62:LEU:HD13	1.96	0.64
27:BD:70:TRP:CH2	27:BD:150:LYS:HA	2.32	0.64
25:BA:2822:G:O6	38:BR:4:LEU:HD12	1.97	0.64
31:BH:42:ARG:HB2	31:BH:53:GLU:HB2	1.79	0.64
26:BB:49:C:OP1	39:BS:96:GLY:HA3	1.97	0.64
34:DN:33:GLU:CD	34:DN:34:PRO:HD2	2.18	0.64
27:DD:255:LYS:O	27:DD:255:LYS:HD2	1.98	0.64
34:DN:157:ARG:H	34:DN:158:PRO:CD	2.05	0.64
30:BG:16:ARG:HD3	30:BG:31:VAL:HG21	1.79	0.64
1:CA:509:A:O2'	1:CA:510:A:N7	2.29	0.64
1:CA:629:G:H2'	1:CA:630:G:C8	2.31	0.64
36:BP:58:THR:C	36:BP:61:ARG:HE	2.00	0.64

*Continued on next page...*



*Continued from previous page...*

Atom-1	Atom-2	Distance(Å)	Clash(Å)
34:DN:59:GLY:H	34:DN:65:TRP:HZ3	1.44	0.64
34:BN:65:TRP:HA	34:BN:71:MET:HE1	1.79	0.64
29:BF:22:ALA:HB1	29:BF:24:LEU:HD13	1.78	0.64
35:DO:88:ASN:ND2	35:DO:90:GLN:HG2	2.12	0.64
6:AC:43:LEU:O	6:AC:47:LEU:HB3	1.97	0.64
33:DK:74:ALA:O	33:DK:78:ILE:HD13	1.97	0.64
14:CK:57:THR:HG22	14:CK:59:TYR:N	2.12	0.64
25:DA:2473:U:O2	25:DA:2473:U:H2'	1.95	0.64
25:BA:97:C:H5''	49:B2:2:LYS:HE2	1.79	0.64
1:CA:867:G:H2'	1:CA:868:C:H6	1.61	0.64
40:BT:48:ILE:HD12	40:BT:48:ILE:H	1.62	0.64
36:BP:7:ARG:O	36:BP:10:PRO:HD3	1.97	0.64
25:BA:675:A:H4'	29:BF:67:GLN:NE2	2.13	0.64
30:DG:16:ARG:HD3	30:DG:31:VAL:HG21	1.80	0.64
49:D2:13:ALA:O	49:D2:17:SER:HA	1.97	0.64
25:DA:2346:A:H5''	25:DA:2383:G:H1'	1.79	0.64
1:CA:68(Q):U:H2'	1:CA:68(R):C:C6	2.33	0.64
25:BA:2599:G:C8	27:BD:237:GLU:HG3	2.33	0.64
25:BA:1373:A:H2'	25:BA:1374:G:O4'	1.98	0.64
43:DW:83:LYS:O	43:DW:84:ARG:HD2	1.97	0.64
53:D6:13:CYS:O	53:D6:21:TYR:HA	1.97	0.64
36:BP:23:PRO:HB2	36:BP:33:ARG:CD	2.28	0.64
36:BP:64:LYS:HD2	55:B8:25:MET:SD	2.38	0.64
13:CJ:48:THR:HA	13:CJ:62:HIS:CB	2.26	0.64
1:CA:1306:A:N6	1:CA:1331:G:H1'	2.12	0.64
28:BE:130:GLY:O	28:BE:131:ALA:HB3	1.97	0.64
6:CC:150:LYS:HG3	6:CC:169:ALA:HB2	1.80	0.64
6:AC:116:VAL:HG21	6:AC:202:ILE:HD11	1.80	0.64
28:DE:130:GLY:O	28:DE:131:ALA:HB3	1.98	0.64
10:AG:78:ARG:HG2	10:AG:79:ARG:N	2.13	0.64
25:DA:1050:A:H2	25:DA:2751:G:C8	2.15	0.64
46:DZ:58:VAL:HA	46:DZ:67:LEU:O	1.98	0.64
5:CB:51:LEU:HD22	5:CB:55:PHE:HE2	1.63	0.64
25:DA:847:U:HO2'	25:DA:848:G:H8	1.44	0.64
41:DU:102:GLU:N	41:DU:103:PRO:HD3	2.12	0.64
29:DF:34:TRP:HB2	36:DP:10:PRO:O	1.97	0.64
13:AJ:48:THR:HA	13:AJ:62:HIS:CB	2.26	0.64
54:D7:8:ASN:ND2	54:D7:11:LYS:H	1.96	0.64
49:B2:2:LYS:H	49:B2:2:LYS:HZ2	1.45	0.64
42:DV:22:VAL:HG12	42:DV:23:GLU:N	2.13	0.64
43:DW:9:TYR:H	43:DW:102:HIS:HD2	1.46	0.64
46:BZ:58:VAL:HA	46:BZ:67:LEU:O	1.98	0.64

*Continued on next page...*



*Continued from previous page...*

Atom-1	Atom-2	Distance(Å)	Clash(Å)
25:DA:1639:U:H2'	25:DA:1640:C:H5''	1.79	0.64
25:DA:907:U:H4'	37:DQ:101:ARG:HH22	1.62	0.64
25:BA:1050:A:H2	25:BA:2751:G:C8	2.16	0.64
43:BW:9:TYR:H	43:BW:102:HIS:HD2	1.45	0.64
53:B6:13:CYS:O	53:B6:21:TYR:HA	1.97	0.64
25:DA:2542:A:N3	25:DA:2542:A:H5''	2.13	0.64
19:AP:55:ARG:O	19:AP:58:TYR:HB3	1.97	0.64
27:DD:58:HIS:CD2	27:DD:59:LYS:H	2.09	0.64
48:D1:32:LYS:HG2	48:D1:33:LYS:H	1.61	0.64
13:CJ:50:ILE:HB	17:CN:41:ARG:NE	2.12	0.64
46:BZ:104:PHE:HB3	46:BZ:141:VAL:HG11	1.80	0.64
37:DQ:76:LYS:N	37:DQ:88:GLY:HA2	2.13	0.64
37:BQ:48:GLU:O	37:BQ:52:VAL:HG12	1.97	0.64
45:DY:29:GLU:HB3	45:DY:38:ILE:HD11	1.79	0.64
1:CA:639:G:O2'	1:CA:640:A:H5'	1.97	0.64
28:BE:9:VAL:HG22	28:BE:25:VAL:HB	1.79	0.64
36:DP:47:ASP:HB3	36:DP:48:PRO:O	1.97	0.64
12:CI:125:TYR:HD2	12:CI:126:SER:N	1.94	0.64
45:BY:97:ARG:HG2	45:BY:97:ARG:O	1.97	0.64
6:CC:175:LEU:HD21	6:CC:201:TYR:HE2	1.62	0.64
13:CJ:63:PHE:HA	17:CN:59:ALA:H	1.63	0.64
46:DZ:155:LEU:O	46:DZ:157:LEU:HD12	1.98	0.64
20:CQ:80:GLY:O	20:CQ:81:ARG:HG2	1.98	0.64
38:DR:38:VAL:HB	38:DR:39:PRO:HD3	1.80	0.64
1:AA:687:A:H1'	1:AA:688:G:OP2	1.98	0.64
1:CA:1313:U:OP1	22:CS:6:LYS:HG3	1.98	0.64
7:CD:166:LYS:HD2	7:CD:166:LYS:O	1.97	0.64
1:AA:165:C:H2'	1:AA:166:G:C8	2.33	0.64
52:B5:40:LYS:HE2	52:B5:46:CYS:HB3	1.80	0.64
41:BU:75:ASN:N	41:BU:75:ASN:HD22	1.86	0.64
25:DA:784:A:N7	27:DD:229:VAL:HG21	2.12	0.64
45:BY:71:LYS:NZ	45:BY:71:LYS:HB2	2.13	0.64
1:AA:68(Q):U:H2'	1:AA:68(R):C:C6	2.33	0.64
45:DY:71:LYS:NZ	45:DY:71:LYS:HB2	2.13	0.64
14:CK:59:TYR:CZ	14:CK:63:LEU:HD11	2.33	0.64
49:D2:2:LYS:HZ2	49:D2:2:LYS:H	1.46	0.64
25:DA:2225:A:H4'	25:DA:2226:C:O5'	1.98	0.64
18:CO:45:VAL:HG23	18:CO:46:HIS:ND1	2.13	0.64
25:DA:17:G:H4'	41:DU:25:TRP:CZ3	2.33	0.64
1:CA:687:A:H1'	1:CA:688:G:OP2	1.98	0.64
25:BA:2394:C:OP1	36:BP:63:PRO:HD2	1.98	0.63
45:BY:81:LYS:HE2	45:BY:97:ARG:HH11	1.63	0.63

*Continued on next page...*



*Continued from previous page...*

Atom-1	Atom-2	Distance(Å)	Clash(Å)
1:CA:1306:A:H61	1:CA:1331:G:H1'	1.64	0.63
34:BN:63:PRO:HB3	41:BU:68:ALA:HB2	1.79	0.63
26:DB:49:C:OP1	39:DS:96:GLY:HA3	1.98	0.63
4:AY:202:LEU:HD11	4:AY:204:ARG:HG2	1.79	0.63
28:DE:77:ILE:HG12	28:DE:195:LEU:CD1	2.28	0.63
48:D1:54:ALA:H	48:D1:78:LYS:NZ	1.96	0.63
31:DH:42:ARG:HB2	31:DH:53:GLU:HB2	1.79	0.63
17:CN:12:ARG:HG2	17:CN:14:PRO:HD3	1.79	0.63
52:D5:16:ARG:HD2	52:D5:20:ARG:HH21	1.62	0.63
41:BU:34:LYS:HE2	41:BU:34:LYS:HA	1.80	0.63
25:DA:1543:A:C8	25:DA:1544:A:H5''	2.33	0.63
30:DG:41:GLN:HG2	30:DG:155:MET:CB	2.25	0.63
50:B3:8:LEU:HD11	50:B3:23:LEU:HD23	1.80	0.63
25:DA:2286:A:H4'	25:DA:2287:A:O4'	1.98	0.63
7:CD:111:ALA:HB2	7:CD:120:LEU:HD12	1.79	0.63
25:BA:844:C:C2'	25:BA:845:G:H5'	2.29	0.63
20:CQ:54:GLY:O	20:CQ:81:ARG:HB2	1.97	0.63
10:AG:115:ARG:O	10:AG:118:VAL:HG22	1.98	0.63
1:CA:624:C:O3'	19:CP:10:GLY:HA2	1.99	0.63
34:BN:148:GLY:HA3	34:BN:149:PRO:O	1.98	0.63
1:AA:447:G:H2'	1:AA:485:G:N2	2.14	0.63
1:CA:38:G:C2	1:CA:397:A:C2	2.86	0.63
48:B1:54:ALA:H	48:B1:78:LYS:NZ	1.96	0.63
41:BU:102:GLU:N	41:BU:103:PRO:HD3	2.12	0.63
8:AE:48:ALA:HB2	8:AE:57:LYS:HD3	1.79	0.63
52:B5:33:CYS:SG	52:B5:36:CYS:HB3	2.39	0.63
32:BI:9:LEU:HD12	32:BI:12:LEU:HD23	1.80	0.63
36:BP:23:PRO:CB	36:BP:33:ARG:HG3	2.24	0.63
25:DA:330:A:HO2'	25:DA:331:A:H8	1.46	0.63
43:DW:4:LYS:CB	43:DW:106:ILE:HG22	2.28	0.63
38:BR:67:LEU:HD22	38:BR:76:VAL:HG11	1.79	0.63
25:BA:528:A:H2	25:BA:2043:C:H5'	1.62	0.63
11:CH:29:SER:HB3	11:CH:32:LYS:HB2	1.80	0.63
42:BV:22:VAL:HG12	42:BV:23:GLU:N	2.14	0.63
28:BE:117:MET:O	28:BE:121:ASN:HA	1.98	0.63
37:DQ:24:GLY:HA3	46:DZ:78:LYS:HB3	1.80	0.63
44:BX:11:PRO:HG2	44:BX:13:LEU:HD21	1.79	0.63
4:CY:333:TYR:HB2	4:CY:342:MET:HE1	1.79	0.63
8:AE:76:ILE:HG23	8:AE:78:HIS:H	1.63	0.63
25:DA:896:A:C4	46:DZ:146:ILE:HD12	2.33	0.63
6:CC:175:LEU:HD21	6:CC:201:TYR:CE2	2.34	0.63
31:DH:127:GLU:HG2	31:DH:128:PRO:HD2	1.80	0.63

*Continued on next page...*



*Continued from previous page...*

Atom-1	Atom-2	Distance(Å)	Clash(Å)
8:CE:91:LEU:HB3	8:CE:118:ILE:HD11	1.80	0.63
25:BA:71:A:H2	44:BX:31:HIS:CE1	2.15	0.63
25:BA:2378:A:H2'	39:BS:21:THR:HG21	1.80	0.63
7:CD:124:GLY:HA3	7:CD:132:ARG:HD2	1.78	0.63
1:CA:365:U:H5''	1:CA:366:C:OP1	1.98	0.63
10:CG:78:ARG:HG2	10:CG:79:ARG:N	2.13	0.63
30:BG:56:ALA:HB2	30:BG:153:ARG:NE	2.14	0.63
4:AY:30:PHE:HE2	4:AY:364:TRP:HZ2	1.44	0.63
25:DA:1587:A:H2'	25:DA:1588:C:C6	2.33	0.63
39:BS:25:ARG:HG2	39:BS:88:ASP:HB2	1.80	0.63
25:BA:895:U:H5''	25:BA:896:A:OP1	1.99	0.63
25:DA:270(S):G:H2'	25:DA:270(T):G:C8	2.33	0.63
27:DD:76:PRO:HB2	27:DD:116:GLN:NE2	2.14	0.63
18:AO:45:VAL:HG23	18:AO:46:HIS:ND1	2.14	0.63
25:DA:2345:G:N3	25:DA:2381:C:H2'	2.14	0.63
1:CA:625:G:H2'	1:CA:626:U:H6	1.62	0.63
1:AA:1313:U:OP1	22:AS:6:LYS:HG3	1.98	0.63
31:DH:30:LYS:HB2	31:DH:79:VAL:HG12	1.79	0.63
25:BA:1587:A:H2'	25:BA:1588:C:C6	2.33	0.63
25:DA:1916:A:H2'	25:DA:1917:U:O4'	1.98	0.63
25:BA:1529:A:H62	25:BA:1542:G:N2	1.96	0.63
9:AF:37:VAL:HA	9:AF:65:VAL:HG12	1.80	0.63
14:AK:59:TYR:CE1	14:AK:63:LEU:HD21	2.34	0.63
1:CA:668:G:H1'	18:CO:46:HIS:HD2	1.62	0.63
1:AA:386:C:C2'	1:AA:387:U:H5'	2.28	0.63
25:DA:2378:A:H2'	39:DS:21:THR:HG21	1.80	0.63
25:DA:2599:G:C8	27:DD:237:GLU:HG3	2.34	0.63
1:CA:386:C:C2'	1:CA:387:U:H5'	2.29	0.63
25:BA:1805:U:O2	27:BD:50:THR:HB	1.99	0.63
42:DV:28:GLU:HB2	42:DV:31:ALA:HB2	1.80	0.63
30:BG:41:GLN:HG2	30:BG:155:MET:CB	2.26	0.63
25:BA:2250:G:C6	37:BQ:82:ARG:HD2	2.34	0.63
27:BD:58:HIS:CD2	27:BD:59:LYS:H	2.11	0.63
45:DY:81:LYS:HE2	45:DY:97:ARG:HH11	1.62	0.63
29:DF:184:TYR:CE2	29:DF:188:ARG:HD2	2.34	0.63
7:CD:30:LYS:C	7:CD:32:ALA:H	2.02	0.63
31:BH:156:ALA:HA	31:BH:169:VAL:HG13	1.79	0.63
34:BN:59:GLY:H	34:BN:65:TRP:HZ3	1.45	0.63
37:BQ:65:PHE:HB2	37:BQ:105:GLU:HB2	1.81	0.63
45:BY:86:ARG:HD3	45:BY:95:LYS:HG3	1.80	0.63
25:DA:2840:C:H4'	38:DR:53:HIS:CD2	2.33	0.63
34:BN:33:GLU:CD	34:BN:34:PRO:HD2	2.18	0.63

*Continued on next page...*



*Continued from previous page...*

Atom-1	Atom-2	Distance(Å)	Clash(Å)
5:AB:32:ILE:HG12	5:AB:40:HIS:HD2	1.63	0.63
25:BA:2392:A:H2	25:BA:2424:C:H42	1.46	0.63
1:AA:1095:U:H5'	1:AA:1109:C:O2	1.99	0.63
19:CP:55:ARG:O	19:CP:58:TYR:HB3	1.99	0.63
25:BA:2840:C:H4'	38:BR:53:HIS:CD2	2.33	0.63
1:CA:447:G:H2'	1:CA:485:G:N2	2.13	0.63
1:AA:328:C:H4'	1:AA:329:A:H5'	1.79	0.63
13:AJ:21:GLN:O	13:AJ:25:GLU:HG3	1.97	0.63
25:DA:996:A:H4'	41:DU:92:ARG:HD3	1.81	0.63
25:DA:1332:G:N2	25:DA:1609:A:HO2'	1.96	0.63
36:DP:36:LYS:HD3	36:DP:41:ARG:HG3	1.80	0.63
39:DS:52:SER:CB	39:DS:55:ALA:HB3	2.29	0.63
36:DP:84:ASN:HB3	36:DP:86:LYS:HG2	1.79	0.63
25:BA:2306:C:H4'	30:BG:136:ARG:NH2	2.13	0.63
29:BF:184:TYR:CE2	29:BF:188:ARG:HD2	2.34	0.63
34:DN:65:TRP:HA	34:DN:71:MET:HE1	1.81	0.63
25:DA:71:A:H2	44:DX:31:HIS:CE1	2.15	0.63
25:BA:2345:G:N3	25:BA:2381:C:H2'	2.14	0.63
25:BA:2294:C:H2'	25:BA:2295:C:H6	1.63	0.63
25:DA:886:C:H2'	25:DA:887:A:O4'	1.98	0.63
25:BA:2679:A:H4'	28:BE:165:VAL:HG11	1.81	0.63
46:BZ:155:LEU:O	46:BZ:157:LEU:HD12	1.99	0.63
5:AB:51:LEU:HD22	5:AB:55:PHE:HE2	1.63	0.63
1:CA:1056:U:H5'	6:CC:163:ALA:HB2	1.81	0.63
32:BI:78:THR:O	32:BI:80:PRO:HD3	1.98	0.63
34:DN:143:LEU:HD22	34:DN:145:VAL:HG23	1.81	0.63
25:BA:886:C:H2'	25:BA:887:A:O4'	1.98	0.63
44:DX:11:PRO:HG2	44:DX:13:LEU:HD21	1.81	0.63
5:AB:24:TRP:CE3	5:AB:26:PRO:HA	2.34	0.62
1:AA:976:G:H8	1:AA:1358:U:H2'	1.61	0.62
38:DR:4:LEU:O	38:DR:4:LEU:HD13	1.99	0.62
43:BW:83:LYS:O	43:BW:84:ARG:HD2	1.99	0.62
9:CF:69:GLU:O	9:CF:72:VAL:HG12	1.99	0.62
46:BZ:163:LEU:HD23	46:BZ:163:LEU:H	1.64	0.62
29:DF:123:LEU:HD12	29:DF:124:LEU:H	1.63	0.62
43:BW:29:LEU:HD21	43:BW:33:ARG:HH21	1.64	0.62
32:DI:78:THR:O	32:DI:80:PRO:HD3	1.98	0.62
37:BQ:24:GLY:HA3	46:BZ:78:LYS:HB3	1.80	0.62
8:CE:48:ALA:HB2	8:CE:57:LYS:HD3	1.81	0.62
9:AF:69:GLU:O	9:AF:72:VAL:HG12	1.99	0.62
41:DU:95:LEU:HD12	42:DV:11:GLN:HE21	1.64	0.62
36:DP:49:ARG:HH11	36:DP:49:ARG:CG	2.11	0.62

*Continued on next page...*



*Continued from previous page...*

Atom-1	Atom-2	Distance(Å)	Clash(Å)
25:BA:1141:U:C2'	34:BN:86:THR:HG21	2.28	0.62
25:DA:1210:A:H5''	25:DA:1212:G:O4'	1.99	0.62
38:DR:63:ARG:HB2	38:DR:80:PHE:CE2	2.33	0.62
25:DA:2306:C:H4'	30:DG:136:ARG:NH2	2.14	0.62
1:AA:629:G:H2'	1:AA:630:G:C8	2.31	0.62
28:BE:131:ALA:O	28:BE:133:LYS:N	2.31	0.62
40:DT:111:ARG:HD3	40:DT:111:ARG:H	1.64	0.62
25:BA:1678:G:H22	25:BA:1989:G:H22	1.47	0.62
46:DZ:104:PHE:HB3	46:DZ:141:VAL:HG11	1.81	0.62
1:CA:1060:C:H5''	13:CJ:51:ARG:HG2	1.81	0.62
25:BA:2687:U:C4	25:BA:2688:U:C5	2.87	0.62
49:D2:2:LYS:H	49:D2:2:LYS:NZ	1.98	0.62
1:CA:165:C:H2'	1:CA:166:G:C8	2.34	0.62
1:CA:1028(H):G:H2'	1:CA:1033:G:H8	1.63	0.62
41:DU:34:LYS:HE2	41:DU:34:LYS:HA	1.80	0.62
27:BD:76:PRO:HB2	27:BD:116:GLN:HE21	1.63	0.62
27:BD:255:LYS:HD2	27:BD:255:LYS:O	2.00	0.62
31:BH:118:PRO:HG2	31:BH:121:ILE:HD13	1.80	0.62
1:AA:1148:U:H2'	1:AA:1149:C:O4'	1.99	0.62
25:BA:330:A:HO2'	25:BA:331:A:H8	1.48	0.62
7:AD:22:LYS:HB2	7:AD:26:CYS:SG	2.38	0.62
1:AA:1306:A:H61	1:AA:1331:G:H1'	1.63	0.62
25:BA:106:C:H1'	45:BY:2:ARG:NE	2.13	0.62
54:B7:8:ASN:ND2	54:B7:11:LYS:H	1.96	0.62
25:DA:528:A:H2	25:DA:2043:C:H5'	1.64	0.62
27:BD:146:GLU:OE1	27:BD:190:TYR:HB2	1.99	0.62
25:DA:2272:U:H5''	25:DA:2273:A:OP1	1.99	0.62
1:AA:38:G:C2	1:AA:397:A:C2	2.88	0.62
28:DE:117:MET:O	28:DE:121:ASN:HA	1.99	0.62
4:CY:203:VAL:CG1	4:CY:214:ARG:HH11	2.13	0.62
30:DG:47:LYS:HE3	30:DG:48:GLU:HG2	1.81	0.62
29:BF:123:LEU:HD12	29:BF:124:LEU:H	1.64	0.62
30:DG:56:ALA:HB2	30:DG:153:ARG:NE	2.13	0.62
41:DU:90:VAL:CG2	41:DU:91:ASP:H	1.99	0.62
25:BA:1543:A:C8	25:BA:1544:A:H5''	2.35	0.62
25:DA:1141:U:C2'	34:DN:86:THR:HG21	2.28	0.62
4:AY:333:TYR:HB2	4:AY:342:MET:HE1	1.80	0.62
25:DA:895:U:H5''	25:DA:896:A:OP1	1.99	0.62
50:B3:17:LYS:HD3	50:B3:18:ASP:N	2.15	0.62
25:DA:379:G:H22	48:D1:20:ARG:HH11	1.47	0.62
1:CA:328:C:H4'	1:CA:329:A:C5'	2.29	0.62
7:AD:166:LYS:HD2	7:AD:166:LYS:O	2.00	0.62

*Continued on next page...*



*Continued from previous page...*

Atom-1	Atom-2	Distance(Å)	Clash(Å)
1:AA:1104:G:H2'	1:AA:1105:A:H8	1.64	0.62
29:BF:135:LYS:HB3	29:BF:138:GLU:HG3	1.82	0.62
25:DA:2389:G:H5''	25:DA:2390:U:H5'	1.80	0.62
1:CA:1118:C:H5'	12:CI:104:ARG:HG3	1.81	0.62
7:AD:62:GLN:HB3	7:AD:66:ARG:HH11	1.65	0.62
25:DA:65:C:H2'	25:DA:66:C:H6	1.64	0.62
36:DP:51:PHE:O	36:DP:52:GLU:HB2	1.99	0.62
36:DP:64:LYS:HD2	55:D8:25:MET:SD	2.39	0.62
1:AA:259:G:H1	1:AA:267:C:H42	1.46	0.62
25:BA:2346:A:H5''	25:BA:2383:G:H1'	1.81	0.62
33:DK:77:LEU:HD12	33:DK:111:LYS:HD2	1.81	0.62
21:AR:56:THR:HB	21:AR:58:LEU:CD1	2.30	0.62
31:DH:156:ALA:HA	31:DH:169:VAL:HG13	1.80	0.62
32:DI:9:LEU:HD12	32:DI:12:LEU:HD23	1.81	0.62
4:CY:46:LEU:HD13	33:DK:21:PRO:HG2	1.80	0.62
31:BH:30:LYS:HB2	31:BH:79:VAL:HG12	1.81	0.62
45:DY:86:ARG:HD3	45:DY:95:LYS:HG3	1.80	0.62
26:BB:70:C:H2'	26:BB:71:C:H6	1.64	0.62
25:BA:1221:C:H2'	25:BA:1222:C:H6	1.63	0.62
42:BV:71:LEU:H	42:BV:71:LEU:HD12	1.63	0.62
53:D6:42:TRP:HA	53:D6:42:TRP:CE3	2.35	0.62
11:AH:29:SER:HB3	11:AH:32:LYS:HB2	1.80	0.62
36:DP:15:ARG:HG3	36:DP:16:ARG:H	1.63	0.62
35:BO:86:ILE:HD12	35:BO:86:ILE:H	1.64	0.62
25:BA:271(M):G:H3'	25:BA:271(N):G:C4'	2.29	0.62
25:BA:1538:G:H2'	25:BA:1539:G:H8	1.65	0.62
13:CJ:13:HIS:HB3	13:CJ:68:HIS:CE1	2.35	0.62
20:AQ:54:GLY:O	20:AQ:81:ARG:HB2	1.98	0.62
19:CP:20:VAL:HG21	19:CP:32:TYR:CG	2.34	0.62
25:BA:1916:A:H2'	25:BA:1917:U:O4'	1.99	0.62
25:BA:17:G:H4'	41:BU:25:TRP:CZ3	2.34	0.62
3:AW:23:C:H2'	3:AW:24:U:H6	1.64	0.62
25:BA:1405:U:H2'	25:BA:1406:U:C6	2.34	0.62
1:AA:1337:G:H5''	1:AA:1338:G:OP1	1.99	0.62
41:BU:62:ILE:HD12	41:BU:76:TYR:CE1	2.34	0.62
49:B2:13:ALA:O	49:B2:17:SER:HA	2.00	0.62
9:CF:37:VAL:HG12	9:CF:38:GLU:N	2.13	0.62
25:BA:896:A:C4	46:BZ:146:ILE:HD12	2.33	0.62
25:BA:593:G:O2'	55:B8:62:LEU:HD13	1.99	0.62
39:DS:24:LEU:HD13	39:DS:82:ILE:HG23	1.79	0.62
1:AA:405:U:H2'	1:AA:405:U:O2	1.99	0.62
50:D3:17:LYS:HD3	50:D3:18:ASP:N	2.14	0.62

*Continued on next page...*



*Continued from previous page...*

Atom-1	Atom-2	Distance(Å)	Clash(Å)
25:DA:1538:G:H2'	25:DA:1539:G:H8	1.65	0.62
19:AP:58:TYR:O	19:AP:61:SER:HB3	2.00	0.62
25:BA:2294:C:H2'	25:BA:2295:C:C6	2.35	0.62
4:AY:365:LYS:HD2	4:AY:369:ARG:CZ	2.30	0.62
52:D5:40:LYS:HE2	52:D5:46:CYS:HB3	1.80	0.62
19:AP:13:HIS:O	19:AP:15:PRO:HD3	1.98	0.62
25:BA:492:A:H2'	25:BA:493:G:O4'	2.00	0.62
25:BA:2542:A:H5''	25:BA:2542:A:N3	2.14	0.62
34:DN:148:GLY:HA3	34:DN:149:PRO:O	1.98	0.62
7:AD:108:LEU:HD21	7:AD:183:GLY:HA3	1.80	0.62
21:AR:54:ARG:N	21:AR:54:ARG:HD2	2.14	0.62
36:BP:15:ARG:HG3	36:BP:16:ARG:H	1.63	0.62
2:CV:19:U:O4	4:CY:140:THR:HG22	2.00	0.62
6:CC:47:LEU:HD23	6:CC:52:LEU:HD22	1.82	0.62
40:BT:111:ARG:HD3	40:BT:111:ARG:H	1.65	0.62
6:AC:175:LEU:HD21	6:AC:201:TYR:HE2	1.64	0.62
1:CA:1104:G:H2'	1:CA:1105:A:H8	1.64	0.62
27:BD:76:PRO:HB2	27:BD:116:GLN:NE2	2.15	0.62
29:BF:65:TRP:HB2	29:BF:66:PRO:HD2	1.79	0.62
4:CY:194:SER:HB3	4:CY:195:PRO:HD3	1.81	0.62
21:CR:31:LEU:HD23	21:CR:31:LEU:H	1.65	0.62
32:DI:27:ARG:HD3	48:D1:71:TYR:HE1	1.65	0.62
25:DA:556:G:H2'	25:DA:557:U:C6	2.35	0.62
11:CH:83:ILE:HG13	11:CH:137:VAL:HG22	1.81	0.62
27:BD:243:GLY:O	27:BD:244:ARG:HB3	1.99	0.62
4:AY:194:SER:HB3	4:AY:195:PRO:HD3	1.81	0.62
36:BP:51:PHE:HB3	36:BP:52:GLU:HG2	1.80	0.62
36:BP:51:PHE:O	36:BP:52:GLU:HB2	2.00	0.62
48:D1:31:GLY:O	48:D1:32:LYS:HB2	2.00	0.62
25:BA:2476:A:H2'	25:BA:2477:C:H5''	1.82	0.62
13:CJ:21:GLN:O	13:CJ:25:GLU:HG3	1.98	0.62
25:DA:2476:A:H2'	25:DA:2477:C:H5''	1.81	0.62
25:DA:573:G:O2'	25:DA:574:C:H3'	1.99	0.62
33:DK:11:GLN:HG2	33:DK:54:PRO:HA	1.81	0.62
40:BT:51:ARG:HB3	40:BT:62:THR:HG23	1.82	0.62
31:DH:118:PRO:HG2	31:DH:121:ILE:HD13	1.80	0.62
8:AE:75:THR:HG23	8:AE:76:ILE:H	1.65	0.62
16:CM:66:LEU:HA	16:CM:70:LEU:HD12	1.81	0.62
45:BY:17:SER:CB	45:BY:71:LYS:HD2	2.30	0.62
25:BA:1385:G:H4'	25:BA:1386:C:OP1	1.98	0.62
25:BA:270(S):G:H2'	25:BA:270(T):G:C8	2.35	0.62
16:CM:96:LEU:HB3	16:CM:97:PRO:HD2	1.82	0.62

*Continued on next page...*



*Continued from previous page...*

Atom-1	Atom-2	Distance(Å)	Clash(Å)
13:AJ:13:HIS:HB3	13:AJ:68:HIS:CE1	2.35	0.62
27:DD:146:GLU:OE1	27:DD:190:TYR:HB2	2.00	0.62
1:CA:328:C:H1'	1:CA:329:A:OP2	2.00	0.62
27:BD:186:HIS:CD2	27:BD:188:GLU:H	2.17	0.62
1:AA:328:C:H4'	1:AA:329:A:C5'	2.30	0.62
26:DB:70:C:H2'	26:DB:71:C:H6	1.65	0.62
4:CY:365:LYS:HD2	4:CY:369:ARG:CZ	2.29	0.62
31:BH:67:LEU:O	31:BH:71:LEU:HD13	2.00	0.62
9:CF:33:TYR:CE1	9:CF:75:LEU:HA	2.34	0.62
25:BA:2446:G:H2'	25:BA:2447:G:H5''	1.82	0.62
25:DA:1373:A:H2'	25:DA:1374:G:O4'	1.99	0.62
30:DG:76:SER:CB	30:DG:83:ARG:HA	2.30	0.62
36:BP:41:ARG:CA	36:BP:41:ARG:NE	2.63	0.61
1:CA:1366:C:H2'	1:CA:1367:C:H6	1.63	0.61
1:CA:1148:U:H2'	1:CA:1149:C:O4'	2.00	0.61
5:CB:24:TRP:CE3	5:CB:26:PRO:HA	2.35	0.61
53:D6:11:LEU:HD13	53:D6:12:GLU:N	2.15	0.61
19:AP:20:VAL:HG21	19:AP:32:TYR:CG	2.34	0.61
27:DD:186:HIS:CD2	27:DD:188:GLU:H	2.18	0.61
1:CA:165:C:H2'	1:CA:166:G:H8	1.65	0.61
7:CD:61:LYS:HB2	7:CD:203:VAL:HG13	1.81	0.61
1:CA:619:U:H3	7:CD:135:LEU:HD11	1.65	0.61
4:CY:49:PRO:HG3	33:DK:29:GLN:HB2	1.82	0.61
40:BT:57:PHE:CG	40:BT:58:ASN:N	2.68	0.61
4:CY:144:ASP:O	4:CY:147:GLU:HG2	2.00	0.61
3:CW:23:C:H2'	3:CW:24:U:H6	1.65	0.61
25:DA:1529:A:H62	25:DA:1542:G:N2	1.97	0.61
36:DP:51:PHE:HB3	36:DP:52:GLU:HG2	1.82	0.61
25:BA:1210:A:H5''	25:BA:1212:G:O4'	2.01	0.61
25:BA:1275:A:C4	38:BR:16:HIS:ND1	2.68	0.61
1:CA:980:C:H5'	1:CA:981:U:C5	2.35	0.61
1:AA:980:C:H5'	1:AA:981:U:C5	2.35	0.61
16:AM:66:LEU:HA	16:AM:70:LEU:HD12	1.80	0.61
1:CA:983:A:H5''	1:CA:984:C:OP2	2.00	0.61
4:AY:203:VAL:CG1	4:AY:214:ARG:HH11	2.13	0.61
21:AR:31:LEU:H	21:AR:31:LEU:HD23	1.65	0.61
16:CM:81:LEU:O	16:CM:84:ILE:HG22	2.00	0.61
55:B8:53:PRO:O	55:B8:57:ARG:HB2	2.00	0.61
46:DZ:102:LEU:HD11	46:DZ:124:ILE:HD11	1.82	0.61
21:CR:54:ARG:HD2	21:CR:54:ARG:N	2.15	0.61
18:AO:64:ARG:HH12	18:AO:68:ARG:HH21	1.48	0.61
44:BX:57:LEU:CD1	44:BX:78:LYS:HB3	2.30	0.61

*Continued on next page...*



*Continued from previous page...*

Atom-1	Atom-2	Distance(Å)	Clash(Å)
25:BA:1495:A:N3	25:BA:1496:A:C2	2.69	0.61
29:DF:65:TRP:CH2	29:DF:75:HIS:HD2	2.18	0.61
27:BD:172:TYR:CD1	27:BD:186:HIS:HA	2.36	0.61
25:DA:847:U:O2'	25:DA:848:G:H8	1.83	0.61
25:BA:2695:C:H2'	25:BA:2696:U:C6	2.35	0.61
1:AA:1530:G:H4'	1:AA:1530:G:OP1	1.98	0.61
7:AD:92:VAL:O	7:AD:96:LEU:HD23	2.00	0.61
44:DX:84:ALA:HB3	44:DX:87:GLN:NE2	2.03	0.61
34:DN:157:ARG:N	34:DN:158:PRO:CD	2.63	0.61
1:CA:1048:G:OP1	17:CN:4:LYS:HB2	2.00	0.61
5:AB:25:ASN:OD1	5:AB:27:LYS:HG2	2.00	0.61
12:AI:28:VAL:HG11	12:AI:65:VAL:HG12	1.83	0.61
5:CB:91:PRO:HG3	5:CB:154:LEU:HD21	1.83	0.61
9:AF:11:ASN:O	9:AF:14:LEU:HD22	2.01	0.61
25:DA:1385:G:H4'	25:DA:1386:C:OP1	1.99	0.61
25:BA:814:C:H41	36:BP:27:HIS:CE1	2.18	0.61
1:CA:1095:U:H5'	1:CA:1109:C:O2	1.99	0.61
25:DA:1221:C:H2'	25:DA:1222:C:H6	1.63	0.61
1:CA:1337:G:H5''	1:CA:1338:G:OP1	2.00	0.61
1:AA:983:A:H5''	1:AA:984:C:OP2	2.00	0.61
16:AM:27:LYS:HE2	16:AM:31:LYS:HE3	1.81	0.61
25:BA:2698:U:H2'	25:BA:2699:C:C6	2.35	0.61
31:DH:67:LEU:O	31:DH:71:LEU:HD13	2.00	0.61
1:AA:591:U:H2'	1:AA:592:G:H8	1.65	0.61
1:CA:591:U:H2'	1:CA:592:G:H8	1.65	0.61
25:BA:2272:U:H5''	25:BA:2273:A:OP1	2.00	0.61
41:DU:62:ILE:HD12	41:DU:76:TYR:CE1	2.36	0.61
25:BA:587:C:C5	36:BP:33:ARG:HD3	2.35	0.61
25:DA:2393:A:H5'	36:DP:62:LEU:HD12	1.83	0.61
9:CF:37:VAL:HA	9:CF:65:VAL:HG12	1.81	0.61
28:BE:132:HIS:CD2	28:BE:135:HIS:NE2	2.68	0.61
44:DX:26:TYR:O	44:DX:81:VAL:HG23	1.99	0.61
5:CB:25:ASN:OD1	5:CB:27:LYS:HG2	2.00	0.61
4:CY:368:ARG:NH2	4:CY:372:THR:HG21	2.16	0.61
46:BZ:102:LEU:HD11	46:BZ:124:ILE:HD11	1.82	0.61
30:BG:128:ARG:HG2	30:BG:164:GLU:O	2.01	0.61
25:DA:2294:C:H2'	25:DA:2295:C:H6	1.66	0.61
42:BV:28:GLU:HB2	42:BV:31:ALA:HB2	1.82	0.61
25:BA:1864(C):A:H2'	25:BA:1864(D):A:C8	2.35	0.61
1:CA:968:A:OP1	1:CA:968:A:H8	1.83	0.61
53:B6:42:TRP:CE3	53:B6:42:TRP:HA	2.35	0.61
27:BD:201:HIS:O	27:BD:204:ILE:HG13	2.01	0.61

*Continued on next page...*



*Continued from previous page...*

Atom-1	Atom-2	Distance(Å)	Clash(Å)
1:AA:624:C:O3'	19:AP:10:GLY:HA2	2.01	0.61
25:BA:2094:G:H5'	32:BI:25:TYR:CD2	2.36	0.61
49:D2:46:GLN:HB2	49:D2:49:LYS:NZ	2.15	0.61
25:BA:2393:A:H5'	36:BP:62:LEU:HD12	1.82	0.61
26:BB:80:U:H2'	26:BB:81:G:H21	1.64	0.61
12:AI:4:TYR:CZ	12:AI:88:TYR:HB3	2.35	0.61
38:DR:55:ALA:HA	38:DR:80:PHE:HE1	1.65	0.61
7:AD:62:GLN:HB3	7:AD:66:ARG:NH1	2.15	0.61
46:DZ:163:LEU:H	46:DZ:163:LEU:HD23	1.65	0.61
25:DA:270(L):U:C2	32:DI:50:ARG:HB2	2.35	0.61
25:DA:871:U:H4'	37:DQ:69:PHE:CE2	2.35	0.61
30:DG:128:ARG:HG2	30:DG:164:GLU:O	2.00	0.61
9:AF:33:TYR:CE1	9:AF:75:LEU:HA	2.35	0.61
41:BU:95:LEU:HD12	42:BV:11:GLN:HE21	1.65	0.61
52:B5:4:HIS:HB2	52:B5:5:PRO:CD	2.23	0.61
54:D7:19:ARG:HG3	54:D7:19:ARG:NH1	2.12	0.61
33:DK:111:LYS:HD3	33:DK:127:ILE:HD11	1.83	0.61
25:DA:2285:C:H5	53:D6:27:LYS:HE3	1.66	0.61
1:AA:55:A:H2	32:DI:89:TYR:CZ	2.18	0.61
11:CH:80:ILE:H	11:CH:80:ILE:CD1	2.10	0.61
25:BA:379:G:H22	48:B1:20:ARG:HH11	1.47	0.61
13:AJ:37:PRO:HA	13:AJ:71:LEU:O	2.01	0.61
25:DA:271(M):G:H3'	25:DA:271(N):G:C4'	2.30	0.61
44:BX:26:TYR:O	44:BX:81:VAL:HG23	2.00	0.61
19:CP:58:TYR:O	19:CP:61:SER:HB3	2.00	0.61
4:CY:59:ARG:HG2	25:DA:1067:A:N1	2.16	0.61
25:BA:871:U:H4'	37:BQ:69:PHE:CE2	2.36	0.61
30:BG:47:LYS:HE3	30:BG:48:GLU:HG2	1.80	0.61
25:DA:2679:A:H4'	28:DE:165:VAL:HG11	1.81	0.61
1:CA:134:A:N6	19:CP:25:ARG:HH12	1.93	0.61
1:AA:1064:G:H1'	1:AA:1065:U:OP2	2.00	0.61
25:DA:1545:A:C2'	25:DA:1546:C:H5'	2.31	0.61
25:BA:1126:A:OP1	25:BA:1126:A:H8	1.84	0.61
18:CO:64:ARG:HH12	18:CO:68:ARG:HH21	1.46	0.61
25:DA:494:G:N2	43:DW:57:ASN:HD21	1.99	0.61
22:CS:10:PHE:HZ	22:CS:37:ARG:HE	1.49	0.61
37:BQ:134:ARG:HH21	37:BQ:137:TYR:H	1.48	0.61
42:DV:71:LEU:H	42:DV:71:LEU:HD12	1.64	0.61
28:BE:77:ILE:HG12	28:BE:195:LEU:CD1	2.30	0.61
40:DT:51:ARG:HB3	40:DT:62:THR:HG23	1.83	0.61
36:DP:62:LEU:H	36:DP:62:LEU:HD22	1.65	0.61
49:B2:46:GLN:HB2	49:B2:49:LYS:NZ	2.15	0.61

*Continued on next page...*



*Continued from previous page...*

Atom-1	Atom-2	Distance(Å)	Clash(Å)
32:DI:93:THR:HG23	32:DI:119:PRO:HB3	1.83	0.61
7:CD:62:GLN:O	7:CD:66:ARG:HB2	2.00	0.61
32:BI:93:THR:HG23	32:BI:119:PRO:HB3	1.82	0.61
25:BA:2286:A:H4'	25:BA:2287:A:O4'	2.01	0.61
26:DB:89(A):G:C6	26:DB:89(B):A:N6	2.69	0.61
6:AC:175:LEU:HD21	6:AC:201:TYR:CE2	2.36	0.61
53:B6:11:LEU:HD13	53:B6:12:GLU:N	2.15	0.61
25:BA:1270:C:H5''	25:BA:1271:G:C5'	2.30	0.61
25:DA:97:C:H5''	49:D2:2:LYS:HE2	1.81	0.61
1:AA:186(J):G:H4'	1:AA:186(K):G:OP2	2.01	0.61
25:DA:1771:C:O2'	25:DA:1786:A:H8	1.84	0.61
43:DW:20:VAL:HG11	43:DW:44:ALA:HA	1.83	0.61
25:DA:2446:G:H2'	25:DA:2447:G:H5''	1.81	0.61
13:CJ:79:ARG:HH11	13:CJ:82:ILE:HG13	1.66	0.61
25:BA:573:G:O2'	25:BA:574:C:H3'	2.01	0.61
55:D8:53:PRO:O	55:D8:57:ARG:HB2	2.01	0.61
25:DA:1126:A:H8	25:DA:1126:A:OP1	1.83	0.61
25:BA:256:A:H2'	25:BA:257:A:H8	1.66	0.61
36:BP:62:LEU:H	36:BP:62:LEU:HD22	1.65	0.61
31:BH:51:ARG:HG2	31:BH:52:VAL:N	2.16	0.61
36:DP:112:LEU:HD21	36:DP:114:ILE:HG13	1.83	0.61
26:DB:111:U:H2'	26:DB:112:G:C8	2.34	0.61
14:CK:59:TYR:CE1	14:CK:63:LEU:HD21	2.36	0.61
16:AM:70:LEU:O	16:AM:74:VAL:HG23	2.01	0.61
25:BA:270(N):G:O2'	25:BA:270(P):C:H5'	2.01	0.61
1:CA:624:C:H4'	19:CP:10:GLY:HA2	1.82	0.61
1:AA:624:C:H4'	19:AP:10:GLY:HA2	1.83	0.61
51:D4:38:ALA:HB1	51:D4:55:PRO:HA	1.83	0.61
30:BG:76:SER:CB	30:BG:83:ARG:HA	2.30	0.61
32:DI:4:ILE:HG22	32:DI:18:VAL:HG22	1.82	0.61
25:DA:289:A:H2'	25:DA:290:G:O4'	2.01	0.61
30:DG:109:VAL:O	30:DG:113:ARG:HG2	2.01	0.61
36:BP:29:LYS:N	36:BP:29:LYS:HD2	2.16	0.61
25:BA:2573:C:OP1	25:BA:2573:C:H3'	2.01	0.61
45:BY:29:GLU:HB3	45:BY:38:ILE:HD11	1.81	0.61
46:BZ:182:LYS:O	46:BZ:186:GLU:HG3	2.01	0.61
25:BA:2681:C:H5	25:BA:2725:A:N6	1.93	0.60
36:DP:48:PRO:O	36:DP:49:ARG:C	2.40	0.60
1:AA:1126:U:H1'	1:AA:1280:A:C6	2.37	0.60
1:AA:1366:C:H2'	1:AA:1367:C:H6	1.66	0.60
6:AC:47:LEU:HD23	6:AC:52:LEU:HD22	1.82	0.60
42:BV:21:ARG:NE	42:BV:91:TYR:HE1	1.98	0.60

*Continued on next page...*



*Continued from previous page...*

Atom-1	Atom-2	Distance(Å)	Clash(Å)
34:BN:119:GLU:H	34:BN:119:GLU:CD	2.05	0.60
16:CM:70:LEU:O	16:CM:74:VAL:HG23	2.00	0.60
25:DA:1495:A:N3	25:DA:1496:A:C2	2.69	0.60
1:AA:165:C:H2'	1:AA:166:G:H8	1.64	0.60
36:BP:29:LYS:H	36:BP:29:LYS:HD2	1.66	0.60
11:CH:38:ILE:HD12	11:CH:118:VAL:HG12	1.83	0.60
25:DA:2695:C:H2'	25:DA:2696:U:C6	2.35	0.60
1:CA:186(J):G:H4'	1:CA:186(K):G:OP2	2.01	0.60
1:AA:1347:G:N2	1:AA:1373:G:H2'	2.15	0.60
1:CA:141:A:H1'	1:CA:182:U:O2	2.01	0.60
30:DG:41:GLN:HB3	30:DG:43:LEU:HD22	1.83	0.60
12:CI:4:TYR:CZ	12:CI:88:TYR:HB3	2.35	0.60
25:BA:2307:G:N7	25:BA:2308:G:C6	2.69	0.60
16:AM:96:LEU:HB3	16:AM:97:PRO:HD2	1.81	0.60
21:CR:56:THR:HB	21:CR:58:LEU:CD1	2.31	0.60
48:B1:27:GLU:HB2	48:B1:33:LYS:HZ1	1.66	0.60
1:CA:1064:G:H1'	1:CA:1065:U:OP2	2.00	0.60
28:DE:35:GLN:HG2	28:DE:36:ARG:N	2.16	0.60
6:CC:116:VAL:HG21	6:CC:202:ILE:HD11	1.82	0.60
25:BA:1536:A:H5''	25:BA:1537:C:OP2	2.01	0.60
4:CY:203:VAL:HG11	4:CY:214:ARG:HH11	1.66	0.60
25:BA:2695:C:H2'	25:BA:2696:U:H6	1.66	0.60
1:AA:1118:C:H5'	12:AI:104:ARG:HG3	1.81	0.60
25:DA:1864(C):A:H2'	25:DA:1864(D):A:C8	2.36	0.60
1:AA:1346:A:N1	1:AA:1374:A:H5''	2.16	0.60
35:DO:86:ILE:H	35:DO:86:ILE:HD12	1.65	0.60
39:BS:52:SER:CB	39:BS:55:ALA:HB3	2.31	0.60
25:BA:295:G:H4'	45:BY:2:ARG:NH1	2.16	0.60
16:CM:94:ARG:HD3	16:CM:96:LEU:HD11	1.82	0.60
8:AE:91:LEU:HB3	8:AE:118:ILE:HD11	1.82	0.60
4:AY:368:ARG:NH2	4:AY:372:THR:HG21	2.16	0.60
1:CA:1347:G:N2	1:CA:1373:G:H2'	2.16	0.60
22:AS:10:PHE:HZ	22:AS:37:ARG:HE	1.49	0.60
4:AY:144:ASP:O	4:AY:147:GLU:HG2	2.01	0.60
12:CI:51:ARG:HG2	12:CI:56:LEU:HD12	1.84	0.60
27:BD:39:LYS:O	27:BD:40:THR:HG23	2.01	0.60
16:CM:27:LYS:HE2	16:CM:31:LYS:HE3	1.81	0.60
36:DP:29:LYS:HD2	36:DP:29:LYS:N	2.15	0.60
4:AY:42:LEU:HG	4:AY:64:GLU:HB2	1.84	0.60
39:DS:67:ARG:HG3	39:DS:100:ALA:HB1	1.83	0.60
4:CY:251:GLY:HA3	4:CY:255:VAL:HB	1.83	0.60
7:CD:28:SER:HB3	7:CD:29:PRO:HD2	1.82	0.60

*Continued on next page...*



*Continued from previous page...*

Atom-1	Atom-2	Distance(Å)	Clash(Å)
42:DV:21:ARG:NE	42:DV:91:TYR:HE1	1.99	0.60
1:CA:386:C:H2'	1:CA:387:U:H5'	1.84	0.60
46:DZ:125:LEU:CD1	46:DZ:164:ALA:HB3	2.31	0.60
25:BA:1550:C:H2'	25:BA:1551:C:H6	1.65	0.60
37:DQ:34:LEU:HD12	37:DQ:130:LYS:O	2.02	0.60
27:BD:133:LEU:HB3	27:BD:173:VAL:HG11	1.83	0.60
27:BD:174:ILE:CD1	27:BD:184:LYS:HG2	2.32	0.60
25:DA:1092:C:H2'	25:DA:1093:G:H8	1.65	0.60
35:BO:103:ALA:HB1	35:BO:105:GLU:OE1	2.01	0.60
4:AY:92:LEU:HD21	4:AY:95:GLU:HB3	1.83	0.60
13:CJ:6:ILE:HA	13:CJ:97:GLU:O	2.01	0.60
13:AJ:6:ILE:HA	13:AJ:97:GLU:O	2.01	0.60
25:BA:860:U:C5	25:BA:917:A:N7	2.64	0.60
25:DA:1275:A:C4	38:DR:16:HIS:ND1	2.69	0.60
25:DA:2307:G:N7	25:DA:2308:G:C6	2.70	0.60
1:CA:1241:G:H2'	1:CA:1242:C:C6	2.37	0.60
4:AY:128:ASN:HA	4:AY:189:ALA:HB3	1.83	0.60
25:DA:1536:A:H5''	25:DA:1537:C:OP2	2.01	0.60
25:DA:814:C:H41	36:DP:27:HIS:CE1	2.18	0.60
27:DD:172:TYR:CD1	27:DD:186:HIS:HA	2.37	0.60
25:BA:556:G:H2'	25:BA:557:U:C6	2.35	0.60
25:BA:1329:U:H5''	25:BA:1330:C:H5	1.66	0.60
4:AY:251:GLY:HA3	4:AY:255:VAL:HB	1.84	0.60
1:CA:105:G:H2'	1:CA:106:C:C6	2.36	0.60
1:AA:141:A:H1'	1:AA:182:U:O2	2.00	0.60
25:BA:1615:C:O2'	25:BA:1616:A:H5'	2.01	0.60
1:AA:1493:A:N6	25:BA:1913:A:C2	2.69	0.60
40:BT:26:ASP:O	40:BT:49:VAL:HG12	2.02	0.60
35:BO:88:ASN:ND2	35:BO:90:GLN:HG2	2.12	0.60
7:AD:28:SER:HB3	7:AD:29:PRO:CD	2.29	0.60
13:CJ:9:ARG:HG2	13:CJ:69:ASN:OD1	2.02	0.60
25:DA:912:C:H2'	25:DA:912:C:O2	2.02	0.60
1:AA:914:A:O2'	1:AA:915:A:H5'	2.01	0.60
12:AI:113:LYS:HG2	12:AI:119:ALA:HA	1.83	0.60
25:DA:2294:C:H2'	25:DA:2295:C:C6	2.37	0.60
25:BA:2312:U:H4'	30:BG:71:THR:HG23	1.84	0.60
28:BE:105:THR:O	28:BE:196:VAL:HG23	2.02	0.60
25:DA:1503:U:H2'	25:DA:1504:C:C6	2.37	0.60
46:DZ:128:VAL:HG22	46:DZ:132:ASN:HB2	1.84	0.60
1:AA:105:G:H2'	1:AA:106:C:C6	2.36	0.60
37:DQ:10:ARG:HE	37:DQ:10:ARG:HA	1.66	0.60
26:DB:41:U:C4	30:DG:70:VAL:HG23	2.36	0.60

*Continued on next page...*



*Continued from previous page...*

Atom-1	Atom-2	Distance(Å)	Clash(Å)
17:CN:11:LYS:HD2	17:CN:11:LYS:H	1.67	0.60
36:DP:23:PRO:CB	36:DP:33:ARG:HG3	2.22	0.60
2:AV:19:U:N3	4:AY:139:GLY:HA3	2.11	0.60
27:BD:7:LYS:HG2	27:BD:8:PRO:HD2	1.83	0.60
6:CC:70:VAL:HG12	6:CC:72:LYS:N	2.14	0.60
45:DY:97:ARG:NH1	45:DY:98:VAL:HB	2.17	0.60
25:BA:1494:A:H2'	25:BA:1494:A:N3	2.16	0.60
28:BE:36:ARG:HH21	28:BE:88:GLY:HA2	1.67	0.60
5:CB:97:TRP:CH2	5:CB:176:GLU:HG3	2.37	0.60
12:AI:51:ARG:HG2	12:AI:56:LEU:HD12	1.83	0.60
27:DD:133:LEU:HB3	27:DD:173:VAL:HG11	1.83	0.60
25:DA:2698:U:H2'	25:DA:2699:C:C6	2.37	0.60
28:BE:4:ILE:CG1	28:BE:28:ALA:HB1	2.31	0.60
16:AM:81:LEU:O	16:AM:84:ILE:HG22	2.00	0.60
4:AY:297:TYR:O	4:AY:301:ARG:HG2	2.01	0.60
6:CC:112:SER:HB3	6:CC:115:LEU:HD12	1.84	0.60
25:BA:568:U:O4	42:BV:78:LYS:HE3	2.01	0.60
25:DA:1899:G:H22	25:DA:1902:C:N4	1.94	0.60
7:AD:30:LYS:HD3	7:AD:35:ARG:HD2	1.83	0.60
49:D2:17:SER:HB3	49:D2:18:PRO:CD	2.31	0.60
5:AB:17:PHE:CD1	5:AB:44:LEU:HD21	2.36	0.60
25:DA:2309:A:OP1	25:DA:2309:A:C8	2.55	0.60
9:AF:45:LEU:HD12	9:AF:59:TYR:CD1	2.35	0.60
7:AD:126:ILE:HG22	7:AD:127:THR:N	2.16	0.60
28:DE:36:ARG:HH11	28:DE:85:ASN:HD21	1.49	0.60
28:BE:36:ARG:HH11	28:BE:85:ASN:HD21	1.50	0.60
25:DA:602:G:H2'	25:DA:655:A:N6	2.16	0.60
43:DW:83:LYS:C	43:DW:84:ARG:HD2	2.22	0.60
25:DA:2312:U:H4'	30:DG:71:THR:HG23	1.83	0.60
46:DZ:126:VAL:HG12	46:DZ:163:LEU:HA	1.82	0.60
1:AA:1117:G:O3'	12:AI:104:ARG:HG3	2.02	0.60
33:DK:76:TYR:HA	33:DK:79:ARG:HE	1.66	0.60
5:AB:97:TRP:HH2	5:AB:176:GLU:HG3	1.67	0.60
25:DA:2261:C:O2'	25:DA:2262:U:H5'	2.02	0.60
25:DA:1329:U:H5''	25:DA:1330:C:H5	1.65	0.60
11:AH:83:ILE:HG13	11:AH:137:VAL:HG22	1.82	0.60
53:D6:41:PRO:HD2	53:D6:46:HIS:H	1.67	0.60
53:B6:18:ARG:HG2	53:B6:19:ARG:H	1.66	0.60
5:CB:71:VAL:HG12	5:CB:93:VAL:HB	1.84	0.60
28:DE:4:ILE:CG1	28:DE:28:ALA:HB1	2.32	0.60
2:CV:19:U:N3	4:CY:139:GLY:HA3	2.12	0.60
25:DA:1608:A:H1'	25:DA:1610:A:OP2	2.01	0.60

*Continued on next page...*



*Continued from previous page...*

Atom-1	Atom-2	Distance(Å)	Clash(Å)
30:BG:33:ARG:CZ	30:BG:162:THR:HG21	2.32	0.60
25:BA:2202(D):G:H2'	25:BA:2202(E):A:H5''	1.84	0.60
12:CI:28:VAL:HG11	12:CI:65:VAL:HG12	1.82	0.60
25:BA:2309:A:OP1	25:BA:2309:A:C8	2.54	0.60
1:AA:991:U:H4'	1:AA:992:U:OP1	2.00	0.60
1:AA:1241:G:H2'	1:AA:1242:C:C6	2.37	0.60
25:BA:479:A:N3	25:BA:481:G:H5''	2.17	0.60
25:DA:1494:A:N3	25:DA:1494:A:H2'	2.16	0.60
25:DA:539:G:H2'	25:DA:540:C:C6	2.37	0.60
25:DA:483:A:H4'	45:DY:49:VAL:HG22	1.83	0.60
4:CY:128:ASN:HA	4:CY:189:ALA:HB3	1.83	0.60
19:AP:13:HIS:C	19:AP:15:PRO:HD3	2.22	0.60
1:CA:619:U:H3	7:CD:135:LEU:CD1	2.15	0.60
48:D1:67:ILE:N	48:D1:68:PRO:HD2	2.17	0.60
1:AA:1056:U:H5'	6:AC:163:ALA:HB2	1.84	0.60
30:BG:109:VAL:O	30:BG:113:ARG:HG2	2.01	0.60
42:DV:62:LEU:CD2	42:DV:95:LEU:HB2	2.32	0.60
27:DD:201:HIS:O	27:DD:204:ILE:HG13	2.02	0.60
1:CA:1009:G:H2'	1:CA:1010:G:H8	1.67	0.60
46:DZ:91:LEU:HD22	46:DZ:96:VAL:HG21	1.84	0.60
43:DW:29:LEU:HD21	43:DW:33:ARG:HH21	1.66	0.60
25:BA:996:A:H4'	41:BU:92:ARG:HD3	1.82	0.60
4:AY:325:ARG:HD2	4:AY:357:LEU:HD21	1.83	0.60
25:DA:1331:A:O2'	25:DA:1332:G:H8	1.85	0.60
25:BA:2190:G:H2'	25:BA:2191:G:C8	2.31	0.60
36:BP:112:LEU:HD21	36:BP:114:ILE:HG13	1.84	0.60
44:DX:57:LEU:CD1	44:DX:78:LYS:HB3	2.31	0.60
36:BP:57:THR:HB	36:BP:59:LEU:H	1.67	0.60
28:BE:35:GLN:HG2	28:BE:36:ARG:N	2.17	0.60
25:DA:270(N):G:O2'	25:DA:270(P):C:H5'	2.01	0.60
39:BS:15:ARG:O	39:BS:19:LYS:HG3	2.02	0.60
6:AC:17:ASP:HB3	6:AC:21:ARG:HH21	1.67	0.60
25:BA:1092:C:H2'	25:BA:1093:G:H8	1.66	0.60
36:BP:80:TYR:HA	36:BP:111:ARG:HB2	1.84	0.60
30:BG:121:ASN:HD21	30:BG:123:ASN:HB2	1.67	0.60
34:DN:119:GLU:H	34:DN:119:GLU:CD	2.04	0.60
6:AC:112:SER:HB3	6:AC:115:LEU:HD12	1.83	0.60
29:DF:135:LYS:HB3	29:DF:138:GLU:HG3	1.83	0.60
39:BS:95:HIS:O	39:BS:99:LYS:HB3	2.02	0.60
1:AA:968:A:OP1	1:AA:968:A:H8	1.83	0.60
25:BA:1796:U:H2'	25:BA:1797:C:C6	2.37	0.60
4:CY:325:ARG:HD2	4:CY:357:LEU:HD21	1.83	0.59

*Continued on next page...*



*Continued from previous page...*

Atom-1	Atom-2	Distance(Å)	Clash(Å)
16:CM:52:GLU:HG2	16:CM:55:ARG:NH2	2.17	0.59
1:AA:1145:C:H4'	1:AA:1146:A:O5'	2.02	0.59
25:BA:2820:A:O3'	38:BR:5:LYS:HE3	2.02	0.59
36:DP:91:PHE:HE2	36:DP:95:VAL:HG12	1.66	0.59
30:DG:77:ILE:H	30:DG:82:LEU:HB2	1.66	0.59
38:BR:55:ALA:HA	38:BR:80:PHE:HE1	1.67	0.59
37:DQ:20:ALA:HB2	37:DQ:99:PRO:HG2	1.84	0.59
25:DA:558:G:OP1	34:DN:134:PRO:HD2	2.03	0.59
1:AA:1225:A:N3	1:AA:1225:A:H2'	2.17	0.59
38:BR:38:VAL:HB	38:BR:39:PRO:HD3	1.84	0.59
26:BB:16:G:C6	26:BB:69:G:C2	2.90	0.59
1:AA:1009:G:H2'	1:AA:1010:G:H8	1.67	0.59
8:AE:153:LYS:HE3	8:AE:155:GLU:HB2	1.83	0.59
27:DD:174:ILE:CD1	27:DD:184:LYS:HG2	2.32	0.59
38:BR:57:ARG:HD2	38:BR:59:ASP:OD2	2.01	0.59
25:DA:1805:U:O2	27:DD:50:THR:HB	2.02	0.59
40:DT:57:PHE:CG	40:DT:58:ASN:N	2.69	0.59
25:DA:1003:G:O2'	25:DA:1010:A:N1	2.34	0.59
30:BG:41:GLN:HB3	30:BG:43:LEU:HD22	1.83	0.59
25:BA:2415:G:H2'	25:BA:2416:C:C6	2.36	0.59
34:DN:93:LYS:HE3	34:DN:95:TYR:CE1	2.28	0.59
36:BP:58:THR:C	36:BP:60:MET:N	2.56	0.59
13:CJ:37:PRO:HA	13:CJ:71:LEU:O	2.01	0.59
25:DA:479:A:N3	25:DA:481:G:H5''	2.18	0.59
25:DA:137(D):A:H8	25:DA:1408:C:O2'	1.84	0.59
7:CD:88:VAL:O	7:CD:92:VAL:HG23	2.02	0.59
46:BZ:126:VAL:HG12	46:BZ:163:LEU:HA	1.83	0.59
32:DI:125:GLU:HA	32:DI:143:SER:HA	1.84	0.59
25:DA:969:U:H2'	25:DA:970:C:C6	2.37	0.59
25:BA:289:A:H2'	25:BA:290:G:O4'	2.02	0.59
7:CD:31:CYS:C	7:CD:33:MET:H	2.06	0.59
25:DA:1543:A:H5'	25:DA:1543(A):C:OP2	2.02	0.59
42:DV:39:LEU:HA	42:DV:47:VAL:CG1	2.32	0.59
40:DT:26:ASP:O	40:DT:49:VAL:HG12	2.03	0.59
8:AE:51:VAL:O	8:AE:55:VAL:HG23	2.02	0.59
5:CB:17:PHE:CD1	5:CB:44:LEU:HD21	2.37	0.59
11:AH:80:ILE:CD1	11:AH:80:ILE:H	2.09	0.59
1:CA:355:C:C4	1:CA:356:A:N7	2.71	0.59
34:DN:160:LYS:HB3	34:DN:160:LYS:HZ3	1.64	0.59
1:CA:1225:A:H2'	1:CA:1225:A:N3	2.17	0.59
49:B2:2:LYS:NZ	49:B2:2:LYS:H	1.99	0.59
25:DA:2584:U:H2'	25:DA:2585:U:H2'	1.83	0.59

*Continued on next page...*



*Continued from previous page...*

Atom-1	Atom-2	Distance(Å)	Clash(Å)
5:AB:97:TRP:CH2	5:AB:176:GLU:HG3	2.38	0.59
4:CY:42:LEU:HG	4:CY:64:GLU:HB2	1.82	0.59
11:AH:92:ARG:HB3	11:AH:94:TYR:CE2	2.37	0.59
9:CF:11:ASN:O	9:CF:14:LEU:HD22	2.02	0.59
30:DG:5:LEU:HD12	30:DG:101:ILE:HG22	1.85	0.59
7:AD:112:VAL:HG12	7:AD:116:GLN:CD	2.22	0.59
25:DA:2573:C:OP1	25:DA:2573:C:H3'	2.02	0.59
25:DA:492:A:H2'	25:DA:493:G:O4'	2.01	0.59
1:CA:1126:U:H1'	1:CA:1280:A:C6	2.36	0.59
8:CE:75:THR:HG23	8:CE:76:ILE:H	1.66	0.59
48:D1:45:ASN:HD21	48:D1:47:GLN:HE21	1.50	0.59
25:DA:1993:U:H4'	28:DE:128:SER:CB	2.33	0.59
31:DH:13:LYS:HZ2	31:DH:14:GLY:HA2	1.67	0.59
25:BA:847:U:O2'	25:BA:848:G:H8	1.85	0.59
19:CP:19:ILE:HG22	19:CP:36:ILE:HD11	1.84	0.59
1:CA:1100:C:OP2	5:CB:96:ARG:HG2	2.02	0.59
25:BA:1712(J):G:HO2'	25:BA:1712(K):A:H8	1.48	0.59
26:DB:16:G:C6	26:DB:69:G:C2	2.90	0.59
47:B0:56:ASP:O	47:B0:57:PHE:HB2	2.01	0.59
8:CE:153:LYS:HE3	8:CE:155:GLU:HB2	1.83	0.59
7:CD:173:TRP:HB2	7:CD:187:ARG:HG3	1.84	0.59
19:AP:19:ILE:HG22	19:AP:36:ILE:HD11	1.84	0.59
51:B4:38:ALA:HB1	51:B4:55:PRO:HA	1.84	0.59
25:DA:46:C:OP2	25:DA:215:G:H2'	2.02	0.59
27:DD:39:LYS:O	27:DD:40:THR:HG23	2.02	0.59
25:BA:1022:G:C5	25:BA:1140:C:N4	2.71	0.59
34:BN:157:ARG:N	34:BN:158:PRO:CD	2.64	0.59
1:CA:1346:A:N1	1:CA:1374:A:H5''	2.16	0.59
49:B2:14:ARG:HA	49:B2:17:SER:CB	2.33	0.59
26:BB:112:G:H2'	26:BB:113:C:C6	2.37	0.59
36:DP:58:THR:C	36:DP:60:MET:N	2.55	0.59
42:DV:14:VAL:HG13	42:DV:96:ILE:HG13	1.84	0.59
25:BA:602:G:H2'	25:BA:655:A:N6	2.17	0.59
32:DI:133:HIS:CE1	32:DI:135:GLU:HB3	2.37	0.59
22:AS:6:LYS:HG2	22:AS:7:LYS:HD3	1.85	0.59
1:AA:386:C:H2'	1:AA:387:U:H5'	1.83	0.59
1:AA:328:C:H1'	1:AA:329:A:OP2	2.02	0.59
25:BA:2584:U:H2'	25:BA:2585:U:H2'	1.83	0.59
25:BA:2389:G:H5''	25:BA:2390:U:H5'	1.85	0.59
1:AA:1013:G:H2'	1:AA:1015:A:OP2	2.02	0.59
28:DE:108:SER:O	28:DE:162:ALA:HA	2.03	0.59
25:BA:1503:U:H2'	25:BA:1504:C:C6	2.37	0.59

*Continued on next page...*



*Continued from previous page...*

Atom-1	Atom-2	Distance(Å)	Clash(Å)
25:DA:1550:C:H2'	25:DA:1551:C:H6	1.66	0.59
25:BA:1459:G:N3	25:BA:1459:G:H2'	2.18	0.59
1:AA:1435:G:H2'	1:AA:1436:U:C6	2.38	0.59
19:CP:13:HIS:O	19:CP:15:PRO:HD3	2.01	0.59
4:CY:266:HIS:CD2	4:CY:296:LEU:HD21	2.37	0.59
4:AY:357:LEU:HG	4:AY:362:LEU:HD21	1.85	0.59
25:BA:832:G:OP1	36:BP:40:SER:HB3	2.02	0.59
36:DP:62:LEU:HD11	55:D8:27:THR:HA	1.84	0.59
15:AL:23:VAL:HG13	15:AL:97:TYR:CE2	2.26	0.59
25:DA:860:U:C5	25:DA:917:A:N7	2.61	0.59
29:DF:63:LYS:HA	29:DF:76:GLY:O	2.03	0.59
45:DY:81:LYS:CD	45:DY:97:ARG:HB3	2.33	0.59
36:BP:91:PHE:HE2	36:BP:95:VAL:HG12	1.66	0.59
1:AA:736:C:H2'	1:AA:737:A:H8	1.66	0.59
25:DA:2307:G:N7	25:DA:2308:G:C5	2.71	0.59
25:BA:2230:G:H1'	48:B1:45:ASN:HB2	1.84	0.59
1:CA:405:U:O2	1:CA:405:U:H2'	2.02	0.59
42:BV:14:VAL:HG13	42:BV:96:ILE:HG13	1.84	0.59
25:DA:2502:G:C5'	25:DA:2503:A:H5''	2.32	0.59
43:BW:1:MET:CG	43:BW:2:GLU:H	2.16	0.59
25:BA:1309:G:H4'	54:B7:7:PRO:HB2	1.85	0.59
25:DA:2695:C:H2'	25:DA:2696:U:H6	1.66	0.59
30:BG:5:LEU:HD12	30:BG:101:ILE:HG22	1.85	0.59
53:D6:18:ARG:HG2	53:D6:19:ARG:H	1.67	0.59
25:BA:637:A:H4'	25:BA:638:G:O5'	2.03	0.59
25:DA:1907:G:H2'	25:DA:1908:C:C6	2.38	0.59
1:AA:1176:A:H2'	1:AA:1177:G:C8	2.37	0.59
36:DP:50:ARG:HG2	36:DP:50:ARG:HH21	1.68	0.59
1:AA:201(C):U:H4'	1:AA:216:G:O5'	2.02	0.59
38:BR:12:ARG:CD	38:BR:16:HIS:CD2	2.86	0.59
25:BA:2307:G:N7	25:BA:2308:G:C5	2.70	0.59
1:CA:1358:U:H5''	1:CA:1359:C:OP2	2.02	0.59
18:CO:40:SER:O	18:CO:44:LYS:HD2	2.02	0.59
1:AA:993:G:N3	1:AA:993:G:H2'	2.17	0.59
31:BH:13:LYS:HD3	31:BH:14:GLY:N	2.18	0.59
42:DV:22:VAL:HG12	42:DV:23:GLU:H	1.66	0.59
32:DI:4:ILE:O	32:DI:4:ILE:HG13	2.03	0.59
36:DP:29:LYS:HD2	36:DP:29:LYS:H	1.68	0.59
39:BS:67:ARG:HG3	39:BS:100:ALA:HB1	1.84	0.59
4:CY:297:TYR:O	4:CY:301:ARG:HG2	2.01	0.59
26:BB:7:G:H5''	39:BS:29:PHE:CE2	2.38	0.59
46:BZ:125:LEU:CD1	46:BZ:164:ALA:HB3	2.32	0.59

*Continued on next page...*



*Continued from previous page...*

Atom-1	Atom-2	Distance(Å)	Clash(Å)
1:AA:262:A:C6	1:AA:263:A:C6	2.91	0.59
26:DB:7:G:H5''	39:DS:29:PHE:CE2	2.37	0.59
25:DA:2415:G:H2'	25:DA:2416:C:C6	2.38	0.59
16:AM:52:GLU:HG2	16:AM:55:ARG:NH2	2.17	0.59
6:AC:68:VAL:CG1	6:AC:70:VAL:HG23	2.33	0.59
1:CA:1145:C:H4'	1:CA:1146:A:O5'	2.02	0.59
25:BA:2285:C:H5	53:B6:27:LYS:HE3	1.68	0.59
38:BR:63:ARG:HB2	38:BR:80:PHE:CE2	2.36	0.59
25:DA:137(E):A:H8	25:DA:1595:G:H21	1.50	0.59
25:BA:46:C:OP2	25:BA:215:G:H2'	2.02	0.59
22:CS:6:LYS:HG2	22:CS:7:LYS:HD3	1.84	0.59
4:AY:324:ILE:HB	4:AY:338:ARG:HD2	1.85	0.59
29:BF:65:TRP:CH2	29:BF:75:HIS:HD2	2.20	0.59
1:CA:346:G:OP1	40:DT:41:ARG:NH2	2.35	0.59
25:BA:1907:G:H2'	25:BA:1908:C:C6	2.37	0.59
25:BA:270(K):C:H2'	25:BA:270(L):U:H2'	1.84	0.59
25:BA:912:C:O2	25:BA:912:C:H2'	2.01	0.59
32:BI:4:ILE:HG22	32:BI:18:VAL:HG22	1.83	0.59
25:DA:536:A:H2'	25:DA:537:C:C6	2.38	0.59
27:DD:93:ALA:HB2	27:DD:107:ALA:HB2	1.84	0.59
1:AA:224:C:H2'	1:AA:225:C:C6	2.38	0.59
31:DH:123:PHE:CD1	31:DH:123:PHE:N	2.67	0.59
5:CB:112:VAL:O	5:CB:116:GLU:HG2	2.03	0.59
50:B3:6:VAL:HG12	50:B3:56:VAL:HG13	1.84	0.59
1:CA:224:C:H2'	1:CA:225:C:C6	2.37	0.59
42:BV:39:LEU:HA	42:BV:47:VAL:CG1	2.32	0.59
42:DV:38:LEU:O	42:DV:39:LEU:HD13	2.02	0.59
25:BA:1607:C:H4'	25:BA:1608:A:O5'	2.02	0.59
36:DP:50:ARG:CG	36:DP:51:PHE:N	2.65	0.59
4:CY:92:LEU:HD21	4:CY:95:GLU:HB3	1.83	0.59
54:B7:19:ARG:HG3	54:B7:19:ARG:NH1	2.12	0.59
6:AC:70:VAL:HG12	6:AC:72:LYS:N	2.15	0.59
25:DA:2202(D):G:H2'	25:DA:2202(E):A:H5''	1.84	0.59
1:CA:736:C:H2'	1:CA:737:A:H8	1.64	0.59
26:BB:89(A):G:C6	26:BB:89(B):A:N6	2.70	0.59
25:BA:1493:C:O2	25:BA:1493:C:H2'	2.02	0.59
12:CI:113:LYS:HG2	12:CI:119:ALA:HA	1.84	0.59
25:DA:270(K):C:H2'	25:DA:270(L):U:H2'	1.84	0.59
28:BE:4:ILE:HG12	28:BE:28:ALA:HB1	1.85	0.59
38:BR:38:VAL:HG22	38:BR:112:ALA:HB2	1.84	0.59
30:BG:7:LEU:HB2	30:BG:104:GLU:HG2	1.85	0.59
1:CA:1154:G:H2'	1:CA:1155:G:H8	1.68	0.59

*Continued on next page...*



*Continued from previous page...*

Atom-1	Atom-2	Distance(Å)	Clash(Å)
12:AI:5:TYR:HE2	12:AI:16:ARG:HB3	1.68	0.59
25:DA:1796:U:H2'	25:DA:1797:C:C6	2.38	0.59
21:AR:50:ILE:HD12	21:AR:70:ILE:HG21	1.85	0.59
26:BB:41:U:C4	30:BG:70:VAL:HG23	2.37	0.59
46:DZ:182:LYS:O	46:DZ:186:GLU:HG3	2.02	0.59
25:BA:2030:A:H5''	25:BA:2031:A:OP1	2.03	0.59
50:B3:11:SER:OG	50:B3:13:ILE:HG13	2.02	0.59
1:CA:1013:G:H2'	1:CA:1015:A:OP2	2.03	0.59
25:BA:2334:G:H4'	25:BA:2335:A:OP2	2.01	0.59
25:DA:568:U:O4	42:DV:78:LYS:HE3	2.02	0.59
10:AG:50:ILE:HG21	10:AG:58:PRO:HA	1.85	0.59
35:BO:3:GLN:HB2	35:BO:4:PRO:HD2	1.85	0.59
34:BN:93:LYS:HE3	34:BN:95:TYR:CE1	2.28	0.59
46:DZ:69:THR:HG22	46:DZ:90:VAL:HG22	1.85	0.59
49:D2:14:ARG:HA	49:D2:17:SER:CB	2.33	0.59
13:AJ:9:ARG:HG2	13:AJ:69:ASN:OD1	2.02	0.59
25:BA:2784:C:H2'	25:BA:2785:C:H6	1.68	0.59
13:CJ:4:ILE:HB	13:CJ:74:ILE:HG12	1.85	0.59
25:BA:483:A:H4'	45:BY:49:VAL:HG22	1.84	0.59
28:DE:36:ARG:HH21	28:DE:88:GLY:HA2	1.67	0.59
25:DA:1309:G:H4'	54:D7:7:PRO:HB2	1.85	0.59
31:DH:13:LYS:C	31:DH:13:LYS:HD3	2.23	0.59
31:DH:13:LYS:HD3	31:DH:14:GLY:N	2.17	0.59
32:BI:133:HIS:CE1	32:BI:135:GLU:HB3	2.37	0.59
25:BA:1545:A:C2'	25:BA:1546:C:H5'	2.33	0.59
25:DA:2312:U:O2'	30:DG:71:THR:HG21	2.03	0.59
30:DG:7:LEU:HB2	30:DG:104:GLU:HG2	1.85	0.59
13:AJ:79:ARG:HH11	13:AJ:82:ILE:HG13	1.66	0.59
1:AA:1004:A:N6	1:AA:1025:U:H4'	2.18	0.59
10:AG:74:GLU:HG2	10:AG:91:VAL:HG22	1.85	0.59
30:BG:77:ILE:H	30:BG:82:LEU:HB2	1.66	0.59
25:DA:2291:U:H2'	25:DA:2292:C:C6	2.38	0.59
28:BE:108:SER:O	28:BE:162:ALA:HA	2.02	0.59
43:BW:20:VAL:HG11	43:BW:44:ALA:HA	1.85	0.59
30:DG:121:ASN:HD21	30:DG:123:ASN:HB2	1.68	0.59
25:BA:1608:A:H1'	25:BA:1610:A:OP2	2.02	0.58
25:BA:2712(A):A:H5''	25:BA:2713:A:OP2	2.02	0.58
36:BP:62:LEU:HD11	55:B8:27:THR:HA	1.85	0.58
47:B0:62:LEU:O	47:B0:63:VAL:HG13	2.02	0.58
1:CA:993:G:H2'	1:CA:993:G:N3	2.17	0.58
36:BP:58:THR:O	36:BP:60:MET:N	2.36	0.58
29:DF:65:TRP:CB	29:DF:66:PRO:HD2	2.33	0.58

*Continued on next page...*



*Continued from previous page...*

Atom-1	Atom-2	Distance(Å)	Clash(Å)
31:BH:13:LYS:HD3	31:BH:13:LYS:C	2.23	0.58
1:AA:1118:C:H1'	1:AA:1179:A:C4	2.38	0.58
53:B6:41:PRO:HD2	53:B6:46:HIS:H	1.66	0.58
39:BS:61:ASN:HB3	39:BS:64:GLU:HB2	1.85	0.58
32:BI:125:GLU:HA	32:BI:143:SER:HA	1.83	0.58
1:CA:475:G:H2'	1:CA:476:G:H8	1.68	0.58
1:CA:1368:G:OP2	12:CI:112:LYS:HD3	2.03	0.58
7:CD:175:SER:OG	7:CD:184:LYS:HB3	2.01	0.58
7:AD:204:ILE:HG21	8:AE:98:THR:O	2.03	0.58
44:BX:50:LYS:H	44:BX:87:GLN:HE22	1.51	0.58
15:CL:103:VAL:O	15:CL:106:ALA:HB3	2.03	0.58
25:BA:2415:G:H2'	25:BA:2416:C:H6	1.68	0.58
45:BY:97:ARG:NH1	45:BY:98:VAL:HB	2.17	0.58
25:DA:295:G:H4'	45:DY:2:ARG:NH1	2.18	0.58
1:AA:1358:U:H5''	1:AA:1359:C:OP2	2.03	0.58
5:AB:91:PRO:HG3	5:AB:154:LEU:HD21	1.85	0.58
16:CM:57:ARG:NH1	51:D4:60:GLU:HB2	2.17	0.58
28:DE:105:THR:O	28:DE:196:VAL:HG23	2.03	0.58
40:DT:100:TYR:HB3	40:DT:103:ARG:NH1	2.17	0.58
30:BG:134:GLY:C	30:BG:135:LEU:HD12	2.24	0.58
4:AY:39:LEU:HB2	4:AY:68:LEU:HD11	1.84	0.58
5:AB:184:VAL:H	5:AB:198:ASP:HB2	1.68	0.58
1:AA:1368:G:OP2	12:AI:112:LYS:HD3	2.03	0.58
6:AC:153:VAL:HG12	6:AC:198:VAL:HG22	1.85	0.58
46:BZ:13:GLU:HB3	46:BZ:18:LEU:HD11	1.85	0.58
1:CA:965:A:C2	1:CA:969:A:C2	2.92	0.58
37:BQ:10:ARG:HA	37:BQ:10:ARG:HE	1.67	0.58
25:DA:587:C:C5	36:DP:33:ARG:HD3	2.38	0.58
15:AL:103:VAL:O	15:AL:106:ALA:HB3	2.03	0.58
45:BY:81:LYS:CD	45:BY:97:ARG:HB3	2.33	0.58
22:AS:41:VAL:HB	22:AS:44:MET:HB2	1.85	0.58
36:BP:112:LEU:H	36:BP:128:HIS:CD2	2.21	0.58
45:DY:4:LYS:HG2	45:DY:5:MET:HE3	1.86	0.58
26:BB:111:U:H2'	26:BB:112:G:C8	2.34	0.58
1:AA:355:C:C4	1:AA:356:A:N7	2.71	0.58
25:DA:1657:C:H2'	25:DA:1658:C:H6	1.68	0.58
25:DA:1493:C:O2	25:DA:1493:C:H2'	2.02	0.58
1:CA:867:G:H2'	1:CA:868:C:C6	2.38	0.58
4:AY:203:VAL:HG11	4:AY:214:ARG:HH11	1.67	0.58
1:AA:1154:G:H2'	1:AA:1155:G:H8	1.69	0.58
1:CA:1176:A:H2'	1:CA:1177:G:C8	2.38	0.58
46:BZ:31:ARG:HH11	46:BZ:94:GLU:HG3	1.67	0.58

*Continued on next page...*



*Continued from previous page...*

Atom-1	Atom-2	Distance(Å)	Clash(Å)
25:DA:1459:G:H2'	25:DA:1459:G:N3	2.17	0.58
4:AY:49:PRO:HG3	33:BK:29:GLN:HB2	1.86	0.58
38:BR:10:LEU:HD12	38:BR:10:LEU:O	2.02	0.58
16:CM:99:ARG:HB2	16:CM:101:GLN:NE2	2.19	0.58
25:BA:1543:A:H5'	25:BA:1543(A):C:OP2	2.04	0.58
25:BA:1331:A:O2'	25:BA:1332:G:H8	1.86	0.58
54:D7:19:ARG:CB	54:D7:19:ARG:HH11	2.15	0.58
22:AS:19:VAL:O	22:AS:22:LEU:HB2	2.04	0.58
28:DE:55:ASN:HB2	28:DE:57:LYS:HG2	1.85	0.58
36:DP:58:THR:O	36:DP:60:MET:N	2.36	0.58
48:B1:31:GLY:O	48:B1:32:LYS:HB2	2.03	0.58
25:BA:1993:U:H4'	28:BE:128:SER:CB	2.33	0.58
48:B1:54:ALA:H	48:B1:78:LYS:HZ3	1.51	0.58
5:AB:55:PHE:CD1	5:AB:58:ILE:HD12	2.38	0.58
50:D3:6:VAL:HG12	50:D3:56:VAL:HG13	1.85	0.58
1:AA:475:G:H2'	1:AA:476:G:H8	1.68	0.58
10:CG:50:ILE:HG21	10:CG:58:PRO:HA	1.85	0.58
39:DS:15:ARG:O	39:DS:19:LYS:HG3	2.03	0.58
27:BD:93:ALA:HB2	27:BD:107:ALA:HB2	1.85	0.58
46:BZ:128:VAL:HG22	46:BZ:132:ASN:HB2	1.85	0.58
25:BA:494:G:N2	43:BW:57:ASN:HD21	2.01	0.58
11:CH:101:PRO:HG2	11:CH:133:LEU:HD11	1.84	0.58
11:CH:92:ARG:HB3	11:CH:94:TYR:CE2	2.38	0.58
22:AS:28:LYS:HB2	22:AS:28:LYS:NZ	2.19	0.58
36:BP:49:ARG:NH1	36:BP:49:ARG:HG3	2.12	0.58
5:CB:163:PHE:HD1	5:CB:185:ILE:HG13	1.69	0.58
25:BA:1021:A:C8	25:BA:1022:G:H5''	2.35	0.58
36:DP:112:LEU:H	36:DP:128:HIS:CD2	2.21	0.58
43:DW:17:VAL:HG23	43:DW:76:VAL:HG11	1.86	0.58
25:BA:1598:C:H5'	44:BX:36:LYS:HB2	1.86	0.58
21:CR:56:THR:HB	21:CR:58:LEU:HD13	1.86	0.58
42:DV:2:PHE:CZ	42:DV:13:ARG:HD3	2.38	0.58
25:BA:558:G:P	34:BN:134:PRO:HD2	2.44	0.58
1:CA:1347:G:C8	12:CI:107:ARG:HB3	2.39	0.58
1:AA:1347:G:C8	12:AI:107:ARG:HB3	2.39	0.58
19:CP:50:LYS:HD3	19:CP:51:VAL:N	2.19	0.58
38:DR:10:LEU:O	38:DR:10:LEU:HD12	2.04	0.58
1:CA:262:A:C6	1:CA:263:A:C6	2.92	0.58
29:BF:183:VAL:O	29:BF:187:VAL:HG23	2.03	0.58
32:BI:75:LEU:HD12	32:BI:76:THR:H	1.68	0.58
36:DP:80:TYR:HA	36:DP:111:ARG:HB2	1.84	0.58
3:AW:41:C:H2'	3:AW:41:C:O2	2.03	0.58

*Continued on next page...*



*Continued from previous page...*

Atom-1	Atom-2	Distance(Å)	Clash(Å)
25:DA:2400:G:H2'	25:DA:2401:U:H6	1.68	0.58
25:DA:2334:G:H4'	25:DA:2335:A:OP2	2.01	0.58
1:CA:1281:U:H5'	1:CA:1282:C:H5	1.68	0.58
48:D1:27:GLU:HB2	48:D1:33:LYS:HZ2	1.66	0.58
9:AF:44:GLY:HA2	9:AF:59:TYR:CE1	2.39	0.58
25:BA:2579:C:O2'	28:BE:131:ALA:HB2	2.03	0.58
16:AM:94:ARG:HD3	16:AM:96:LEU:HD11	1.85	0.58
1:AA:974:A:OP1	17:AN:31:ARG:HD3	2.03	0.58
1:CA:914:A:O2'	1:CA:915:A:H5'	2.04	0.58
1:AA:867:G:H2'	1:AA:868:C:C6	2.37	0.58
5:CB:55:PHE:CD1	5:CB:58:ILE:HD12	2.38	0.58
25:DA:2516:G:C6	25:DA:2517:C:N4	2.72	0.58
19:CP:20:VAL:HG23	19:CP:34:GLU:O	2.03	0.58
1:CA:1117:G:O3'	12:CI:104:ARG:HG3	2.02	0.58
1:CA:1118:C:H1'	1:CA:1179:A:C4	2.38	0.58
4:AY:338:ARG:HB3	4:AY:369:ARG:HH22	1.68	0.58
4:CY:324:ILE:HB	4:CY:338:ARG:HD2	1.85	0.58
31:DH:123:PHE:HD1	31:DH:123:PHE:H	1.47	0.58
31:BH:84:SER:HA	31:BH:133:VAL:O	2.04	0.58
5:AB:70:PHE:O	5:AB:92:TYR:HA	2.03	0.58
11:AH:110:ALA:HB3	11:AH:121:ASP:HB3	1.86	0.58
45:BY:76:CYS:HG	45:BY:77:PRO:HD2	1.67	0.58
40:DT:16:ARG:H	40:DT:79:HIS:HD2	1.51	0.58
27:DD:158:ALA:HB3	27:DD:161:THR:CG2	2.31	0.58
45:BY:4:LYS:HG2	45:BY:5:MET:HE3	1.85	0.58
1:AA:926:G:H22	2:AV:15:A:H3'	1.68	0.58
40:DT:105:LEU:O	40:DT:107:ASP:N	2.37	0.58
25:DA:1658:C:OP1	28:DE:132:HIS:CE1	2.56	0.58
25:DA:2789:C:H1'	25:DA:2892:A:H2	1.69	0.58
10:AG:79:ARG:HE	10:AG:84:ASN:ND2	2.01	0.58
25:DA:17:G:H4'	41:DU:25:TRP:CH2	2.38	0.58
43:BW:83:LYS:C	43:BW:84:ARG:HD2	2.23	0.58
1:AA:1373:G:H5''	10:AG:36:LYS:HE2	1.85	0.58
5:AB:71:VAL:HG12	5:AB:93:VAL:HB	1.84	0.58
12:CI:37:PHE:CE2	12:CI:70:LYS:HD2	2.38	0.58
28:DE:119:ARG:HD3	28:DE:120:TRP:CE2	2.38	0.58
25:BA:2875:C:H4'	40:BT:5:ALA:HB2	1.85	0.58
37:BQ:34:LEU:HD12	37:BQ:130:LYS:O	2.04	0.58
4:AY:266:HIS:CD2	4:AY:296:LEU:HD21	2.38	0.58
55:D8:22:VAL:HB	55:D8:54:GLU:HG2	1.85	0.58
25:DA:2402:C:H5'	25:DA:2403:C:OP2	2.04	0.58
16:AM:99:ARG:HB2	16:AM:101:GLN:NE2	2.19	0.58

*Continued on next page...*



*Continued from previous page...*

Atom-1	Atom-2	Distance(Å)	Clash(Å)
36:BP:62:LEU:N	36:BP:62:LEU:HD13	2.18	0.58
28:DE:111:ARG:HG2	38:DR:2:ARG:NH2	2.14	0.58
1:AA:975:A:H2	17:AN:34:TYR:HH	1.51	0.58
22:AS:63:THR:HG22	22:AS:66:MET:HG2	1.86	0.58
43:DW:1:MET:CG	43:DW:2:GLU:H	2.16	0.58
25:BA:848:G:O6	25:BA:929:G:H2'	2.03	0.58
42:BV:62:LEU:CD2	42:BV:95:LEU:HB2	2.33	0.58
30:DG:106:LEU:HA	30:DG:110:ALA:HB3	1.84	0.58
5:AB:112:VAL:O	5:AB:116:GLU:HG2	2.04	0.58
6:CC:17:ASP:HB3	6:CC:21:ARG:HH21	1.67	0.58
1:CA:1004:A:N6	1:CA:1025:U:H4'	2.18	0.58
48:D1:50:ARG:HG3	48:D1:59:THR:HG22	1.86	0.58
1:AA:137:C:O4'	19:AP:63:GLY:HA3	2.04	0.58
28:BE:111:ARG:HG2	38:BR:2:ARG:NH2	2.14	0.58
1:CA:201(C):U:H4'	1:CA:216:G:O5'	2.02	0.58
22:CS:41:VAL:HB	22:CS:44:MET:HB2	1.84	0.58
22:CS:44:MET:O	22:CS:47:HIS:HD2	1.87	0.58
40:BT:16:ARG:H	40:BT:79:HIS:HD2	1.52	0.58
43:DW:18:ARG:NH1	43:DW:76:VAL:O	2.37	0.58
1:CA:1065:U:H5''	1:CA:1190:G:N2	2.19	0.58
25:DA:848:G:O6	25:DA:929:G:H2'	2.04	0.58
25:DA:2446:G:C2'	25:DA:2447:G:H5''	2.34	0.58
42:DV:62:LEU:HD21	42:DV:95:LEU:HB2	1.85	0.58
30:BG:106:LEU:HA	30:BG:110:ALA:HB3	1.85	0.58
39:DS:95:HIS:O	39:DS:99:LYS:HB3	2.03	0.58
14:CK:98:LEU:HA	14:CK:101:SER:HB3	1.86	0.58
25:DA:1937:A:N7	25:DA:1939:U:H2'	2.18	0.58
43:DW:46:PHE:O	43:DW:50:VAL:HG12	2.04	0.58
25:DA:256:A:H2'	25:DA:257:A:H8	1.68	0.58
25:BA:1590:U:H2'	25:BA:1591:G:H8	1.69	0.58
25:DA:2850:A:OP2	25:DA:2866:U:H5	1.87	0.58
25:BA:2543:G:H2'	25:BA:2544:G:C8	2.39	0.58
13:CJ:6:ILE:HG12	13:CJ:72:VAL:O	2.04	0.58
1:CA:265:G:H5'	20:CQ:64:PRO:O	2.04	0.58
29:DF:185:ASP:O	29:DF:189:THR:HG23	2.04	0.58
25:BA:1658:C:OP1	28:BE:132:HIS:CE1	2.56	0.58
1:AA:1065:U:H5''	1:AA:1190:G:N2	2.19	0.58
25:BA:2502:G:C5'	25:BA:2503:A:H5''	2.34	0.58
25:BA:1980:G:O2'	25:BA:1982:C:OP2	2.21	0.58
5:CB:97:TRP:HH2	5:CB:176:GLU:HG3	1.66	0.58
19:CP:13:HIS:C	19:CP:15:PRO:HD3	2.23	0.58
1:CA:1435:G:H2'	1:CA:1436:U:C6	2.38	0.58

*Continued on next page...*



*Continued from previous page...*

Atom-1	Atom-2	Distance(Å)	Clash(Å)
12:AI:37:PHE:CE2	12:AI:70:LYS:HD2	2.39	0.58
38:BR:104:ARG:NH1	38:BR:109:ALA:HB3	2.19	0.58
6:AC:37:GLN:O	6:AC:40:ARG:HG3	2.04	0.58
25:DA:2022:U:O2'	25:DA:2617:C:H5'	2.04	0.58
25:BA:2400:G:H2'	25:BA:2401:U:H6	1.69	0.58
48:B1:50:ARG:HG3	48:B1:59:THR:HG22	1.86	0.58
6:CC:37:GLN:O	6:CC:40:ARG:HG3	2.04	0.58
45:BY:30:VAL:HG22	45:BY:37:VAL:HG12	1.86	0.58
36:BP:38:GLN:HG3	36:BP:39:LYS:H	1.69	0.57
11:CH:51:VAL:CG1	11:CH:52:ASP:H	2.14	0.57
25:BA:1348:G:C2'	25:BA:1349:A:H5''	2.33	0.57
42:BV:2:PHE:CZ	42:BV:13:ARG:HD3	2.39	0.57
25:BA:539:G:H2'	25:BA:540:C:C6	2.38	0.57
37:BQ:20:ALA:HB2	37:BQ:99:PRO:HG2	1.85	0.57
6:AC:35:GLU:O	6:AC:39:ILE:HG13	2.04	0.57
25:DA:71:A:C2	44:DX:31:HIS:HE1	2.21	0.57
42:BV:22:VAL:HG12	42:BV:23:GLU:H	1.67	0.57
25:BA:17:G:H4'	41:BU:25:TRP:CH2	2.39	0.57
1:AA:920:U:H2'	1:AA:921:U:C6	2.39	0.57
1:AA:1060:C:H5''	13:AJ:51:ARG:HG2	1.85	0.57
1:CA:542:G:H5'	7:CD:41:GLY:HA3	1.85	0.57
11:AH:86:ILE:HB	11:AH:133:LEU:HD22	1.86	0.57
1:CA:833:U:H2'	1:CA:834:C:H6	1.69	0.57
25:DA:1910:G:O2'	25:DA:1911:U:H5'	2.04	0.57
39:DS:38:GLN:HB3	39:DS:47:THR:CG2	2.34	0.57
32:DI:75:LEU:HD12	32:DI:76:THR:H	1.68	0.57
47:D0:56:ASP:O	47:D0:57:PHE:HB2	2.04	0.57
36:DP:30:THR:HG22	36:DP:31:ALA:N	2.19	0.57
13:AJ:4:ILE:HB	13:AJ:74:ILE:HG12	1.85	0.57
4:AY:199:VAL:O	4:AY:323:GLN:HA	2.05	0.57
27:BD:34:VAL:O	27:BD:35:LYS:HD2	2.03	0.57
40:DT:107:ASP:HA	40:DT:111:ARG:NH2	2.20	0.57
45:DY:14:LEU:HD23	45:DY:15:VAL:N	2.18	0.57
30:DG:56:ALA:HB2	30:DG:153:ARG:HE	1.69	0.57
30:DG:134:GLY:C	30:DG:135:LEU:HD12	2.24	0.57
5:CB:70:PHE:O	5:CB:92:TYR:HA	2.04	0.57
42:BV:62:LEU:HD21	42:BV:95:LEU:HB2	1.85	0.57
7:AD:13:ARG:O	7:AD:39:PRO:HA	2.03	0.57
46:BZ:9:TYR:HD2	46:BZ:37:VAL:HG12	1.69	0.57
25:DA:1615:C:O2'	25:DA:1616:A:H5'	2.05	0.57
1:AA:1028(E):G:H2'	1:AA:1028(F):A:O4'	2.04	0.57
29:DF:206:ILE:O	29:DF:206:ILE:HD12	2.04	0.57

*Continued on next page...*



*Continued from previous page...*

Atom-1	Atom-2	Distance(Å)	Clash(Å)
46:BZ:91:LEU:HD22	46:BZ:96:VAL:HG21	1.86	0.57
25:BA:1786:A:H1'	25:BA:1938:A:N6	2.19	0.57
39:DS:61:ASN:HB3	39:DS:64:GLU:HB2	1.86	0.57
1:CA:1513:A:H2'	1:CA:1514:C:C6	2.39	0.57
25:BA:2291:U:H2'	25:BA:2292:C:C6	2.39	0.57
11:AH:51:VAL:CG1	11:AH:52:ASP:H	2.12	0.57
46:BZ:69:THR:HG22	46:BZ:90:VAL:HG22	1.86	0.57
1:CA:926:G:C6	1:CA:1505:G:C6	2.92	0.57
26:BB:11:C:O2'	26:BB:12:C:C6	2.56	0.57
1:CA:389:A:H2'	1:CA:390:C:C5'	2.34	0.57
25:DA:2784:C:H2'	25:DA:2785:C:H6	1.68	0.57
25:BA:2789:C:H1'	25:BA:2892:A:H2	1.69	0.57
8:AE:43:LEU:HD11	8:AE:132:ALA:HB1	1.86	0.57
1:CA:1228:C:OP1	16:CM:115:LYS:HD3	2.04	0.57
53:D6:13:CYS:HB3	53:D6:49:HIS:HB3	1.86	0.57
4:AY:131:LEU:HA	4:AY:222:GLU:O	2.04	0.57
46:DZ:9:TYR:HD2	46:DZ:37:VAL:HG12	1.69	0.57
25:BA:1832:C:N4	25:BA:1833:U:C4	2.73	0.57
25:DA:2394:C:OP1	36:DP:63:PRO:HD2	2.03	0.57
46:BZ:135:GLU:O	46:BZ:136:PHE:HB3	2.05	0.57
33:BK:112:MET:N	33:BK:113:PRO:HD2	2.19	0.57
47:D0:62:LEU:O	47:D0:63:VAL:HG13	2.04	0.57
38:DR:88:ARG:HG3	38:DR:89:ASP:OD1	2.04	0.57
41:BU:81:HIS:O	41:BU:85:LYS:HB2	2.04	0.57
20:AQ:22:LEU:HD11	20:AQ:39:SER:HB2	1.86	0.57
14:AK:92:GLU:O	14:AK:96:ARG:HG2	2.04	0.57
41:BU:92:ARG:HG2	42:BV:11:GLN:HB2	1.86	0.57
25:DA:587:C:C6	25:DA:671:C:H1'	2.40	0.57
6:AC:88:ARG:HB3	6:AC:99:VAL:HG21	1.87	0.57
4:CY:319:GLU:HG3	4:CY:320:TRP:H	1.70	0.57
9:CF:44:GLY:HA2	9:CF:59:TYR:CE1	2.39	0.57
1:CA:991:U:H4'	1:CA:992:U:OP1	2.01	0.57
28:DE:132:HIS:CD2	28:DE:135:HIS:NE2	2.72	0.57
25:DA:528:A:H3'	25:DA:528:A:H8	1.69	0.57
7:AD:59:ARG:HH22	7:AD:66:ARG:NH1	2.02	0.57
25:BA:2516:G:C6	25:BA:2517:C:N4	2.72	0.57
25:DA:443:A:H1'	25:DA:1201:C:O4'	2.05	0.57
12:CI:18:PHE:HD1	12:CI:62:TYR:HD2	1.53	0.57
36:BP:47:ASP:HB3	36:BP:48:PRO:HA	1.87	0.57
36:BP:49:ARG:CG	36:BP:49:ARG:HH11	2.10	0.57
36:DP:47:ASP:HB3	36:DP:48:PRO:HA	1.84	0.57
25:DA:2415:G:H2'	25:DA:2416:C:H6	1.70	0.57

*Continued on next page...*



*Continued from previous page...*

Atom-1	Atom-2	Distance(Å)	Clash(Å)
13:CJ:6:ILE:HD11	13:CJ:72:VAL:HB	1.86	0.57
32:DI:79:ILE:HG13	32:DI:144:VAL:HG22	1.86	0.57
27:BD:102:LYS:C	27:BD:103:ARG:HG2	2.25	0.57
22:AS:44:MET:O	22:AS:47:HIS:HD2	1.88	0.57
33:DK:112:MET:N	33:DK:113:PRO:CD	2.67	0.57
6:AC:149:ALA:HA	6:AC:201:TYR:O	2.05	0.57
28:BE:55:ASN:HB2	28:BE:57:LYS:HG2	1.86	0.57
25:BA:271(M):G:C3'	25:BA:271(N):G:H4'	2.35	0.57
1:CA:1494:G:O2'	25:DA:1913:A:OP1	2.22	0.57
25:BA:2894:G:N3	25:BA:2894:G:H2'	2.19	0.57
25:DA:1495:A:C4	25:DA:1496:A:C2	2.92	0.57
53:B6:13:CYS:HB3	53:B6:49:HIS:HB3	1.85	0.57
13:AJ:32:ALA:HB2	13:AJ:76:ASN:HB2	1.86	0.57
25:BA:1771:C:O2'	25:BA:1786:A:H8	1.88	0.57
14:CK:92:GLU:O	14:CK:96:ARG:HG2	2.04	0.57
20:CQ:22:LEU:HD11	20:CQ:39:SER:HB2	1.87	0.57
4:CY:39:LEU:HB2	4:CY:68:LEU:HD11	1.86	0.57
26:DB:90:C:OP2	37:DQ:16:ARG:HD2	2.03	0.57
41:DU:81:HIS:O	41:DU:85:LYS:HB2	2.04	0.57
12:CI:5:TYR:HE2	12:CI:16:ARG:HB3	1.68	0.57
44:DX:65:ARG:HB2	44:DX:70:LEU:HA	1.86	0.57
55:B8:39:LYS:HA	55:B8:42:ARG:NH1	2.19	0.57
38:DR:104:ARG:NH1	38:DR:109:ALA:HB3	2.19	0.57
36:BP:48:PRO:O	36:BP:49:ARG:C	2.43	0.57
5:AB:163:PHE:HD1	5:AB:185:ILE:HG13	1.70	0.57
7:CD:12:CYS:HA	7:CD:19:LEU:HD12	1.86	0.57
22:CS:19:VAL:O	22:CS:22:LEU:HB2	2.03	0.57
27:BD:158:ALA:HB3	27:BD:161:THR:CG2	2.35	0.57
37:BQ:58:PHE:CD1	37:BQ:58:PHE:O	2.55	0.57
1:CA:17:U:O4'	1:CA:1080:A:H1'	2.05	0.57
36:DP:17:LYS:HG2	36:DP:19:VAL:CG2	2.35	0.57
25:BA:558:G:OP1	34:BN:134:PRO:HD2	2.03	0.57
53:B6:42:TRP:HA	53:B6:42:TRP:HE3	1.70	0.57
25:BA:2312:U:O2'	30:BG:71:THR:HG21	2.05	0.57
26:DB:78:A:C2	26:DB:99:A:C4	2.92	0.57
6:CC:86:VAL:O	6:CC:89:GLU:HB3	2.04	0.57
1:AA:833:U:H2'	1:AA:834:C:H6	1.68	0.57
35:DO:3:GLN:HB2	35:DO:4:PRO:HD2	1.85	0.57
38:DR:99:LYS:HD2	38:DR:99:LYS:H	1.69	0.57
18:CO:76:GLU:HA	18:CO:76:GLU:OE2	2.04	0.57
31:DH:84:SER:HA	31:DH:133:VAL:O	2.04	0.57
48:B1:11:ARG:HD2	48:B1:60:PHE:HD1	1.69	0.57

*Continued on next page...*



*Continued from previous page...*

Atom-1	Atom-2	Distance(Å)	Clash(Å)
25:DA:2250:G:C6	37:DQ:82:ARG:HD2	2.40	0.57
25:BA:1912:A:C4'	25:BA:1913:A:OP1	2.53	0.57
13:AJ:6:ILE:HG12	13:AJ:72:VAL:O	2.04	0.57
28:DE:49:LEU:HD23	28:DE:81:ILE:HG12	1.87	0.57
1:AA:265:G:H5'	20:AQ:64:PRO:O	2.04	0.57
26:DB:112:G:H2'	26:DB:113:C:C6	2.39	0.57
25:BA:528:A:H3'	25:BA:528:A:H8	1.69	0.57
37:BQ:134:ARG:HG2	46:BZ:122:ARG:HH12	1.69	0.57
24:AU:9:ARG:O	24:AU:13:ILE:HG13	2.04	0.57
38:BR:88:ARG:HG3	38:BR:89:ASP:OD1	2.05	0.57
18:AO:4:THR:OG1	18:AO:7:GLU:HB2	2.05	0.57
24:CU:9:ARG:O	24:CU:13:ILE:HG13	2.05	0.57
25:BA:969:U:H2'	25:BA:970:C:C6	2.39	0.57
11:AH:38:ILE:HD12	11:AH:118:VAL:HG12	1.85	0.57
4:CY:254:GLY:O	4:CY:258:THR:HB	2.04	0.57
1:CA:137:C:O4'	19:CP:63:GLY:HA3	2.05	0.57
36:BP:30:THR:HG22	36:BP:31:ALA:N	2.19	0.57
36:BP:45:LEU:HD23	36:BP:46:LYS:H	1.69	0.57
1:CA:1130:A:C2	1:CA:1146:A:C4	2.93	0.57
11:CH:13:ILE:O	11:CH:17:THR:HG23	2.05	0.57
30:DG:60:LEU:O	30:DG:64:THR:HG22	2.05	0.57
47:D0:72:ARG:HH21	47:D0:75:LEU:HD13	1.70	0.57
25:DA:1348:G:C2'	25:DA:1349:A:H5''	2.33	0.57
45:BY:14:LEU:HD23	45:BY:15:VAL:N	2.19	0.57
36:DP:57:THR:HB	36:DP:59:LEU:H	1.69	0.57
7:AD:110:PHE:N	7:AD:110:PHE:CD1	2.73	0.57
30:BG:71:THR:HG22	30:BG:89:GLY:C	2.25	0.57
1:CA:537:G:H5''	15:CL:112:ARG:NH2	2.20	0.57
55:D8:39:LYS:HA	55:D8:42:ARG:NH1	2.20	0.57
25:BA:2850:A:OP2	25:BA:2866:U:H5	1.87	0.57
38:BR:99:LYS:HD2	38:BR:99:LYS:H	1.69	0.57
46:DZ:31:ARG:HH11	46:DZ:94:GLU:HG3	1.68	0.57
4:CY:267:LEU:HB2	4:CY:268:PRO:HD3	1.87	0.57
15:CL:82:VAL:HG13	15:CL:99:ILE:HD11	1.87	0.57
2:AV:19:U:C4	4:AY:140:THR:HG22	2.39	0.57
4:CY:96:GLU:HB3	4:CY:97:ARG:NH2	2.20	0.57
45:DY:17:SER:CB	45:DY:71:LYS:HD2	2.33	0.57
16:CM:3:ARG:HD3	51:D4:60:GLU:OE2	2.05	0.57
7:CD:122:ARG:HD3	7:CD:122:ARG:O	2.05	0.57
45:DY:35:TYR:CE1	45:DY:69:ALA:HB3	2.40	0.57
25:BA:137(E):A:H8	25:BA:1595:G:H21	1.51	0.57
19:AP:20:VAL:HG23	19:AP:34:GLU:O	2.05	0.57

*Continued on next page...*



*Continued from previous page...*

Atom-1	Atom-2	Distance(Å)	Clash(Å)
29:BF:65:TRP:CB	29:BF:66:PRO:HD2	2.35	0.57
53:D6:18:ARG:HH22	53:D6:44:ARG:HB2	1.70	0.57
46:BZ:13:GLU:CB	46:BZ:18:LEU:HD11	2.35	0.57
55:B8:14:VAL:CG1	55:B8:22:VAL:HG13	2.35	0.57
22:CS:28:LYS:HB2	22:CS:28:LYS:NZ	2.19	0.57
6:AC:76:VAL:HG21	6:AC:103:VAL:HG11	1.87	0.57
25:DA:2030:A:H5''	25:DA:2031:A:OP1	2.05	0.57
1:CA:938:A:N6	1:CA:939:G:C6	2.73	0.57
25:BA:2633:G:O2'	28:BE:61:ARG:HD3	2.05	0.57
25:DA:1590:U:H2'	25:DA:1591:G:H8	1.69	0.57
36:DP:62:LEU:N	36:DP:62:LEU:HD13	2.20	0.57
36:BP:147:LEU:HD13	36:BP:149:GLU:HA	1.87	0.57
7:AD:119:GLN:O	7:AD:123:HIS:CD2	2.58	0.57
33:DK:78:ILE:HD11	33:DK:127:ILE:CG2	2.34	0.57
29:BF:185:ASP:O	29:BF:189:THR:HG23	2.05	0.57
1:AA:389:A:H2'	1:AA:390:C:C5'	2.34	0.57
25:DA:1912:A:C4'	25:DA:1913:A:OP1	2.53	0.57
1:CA:1373:G:H5''	10:CG:36:LYS:HE2	1.87	0.57
13:CJ:32:ALA:HB2	13:CJ:76:ASN:HB2	1.86	0.57
28:DE:4:ILE:HG12	28:DE:28:ALA:HB1	1.86	0.57
30:BG:55:LYS:HA	30:BG:58:GLN:HE21	1.70	0.57
25:BA:536:A:H2'	25:BA:537:C:C6	2.40	0.57
25:DA:2543:G:H2'	25:DA:2544:G:C8	2.40	0.57
25:BA:586:A:H5'	29:BF:89:VAL:HG21	1.86	0.57
25:DA:637:A:H4'	25:DA:638:G:O5'	2.05	0.57
25:DA:1827:C:C2'	25:DA:1828:G:H5'	2.35	0.57
6:AC:18:TRP:CD1	17:AN:54:PRO:HA	2.40	0.57
15:CL:46:LYS:HB3	15:CL:47:PRO:HD3	1.86	0.57
1:AA:537:G:H5''	15:AL:112:ARG:NH2	2.19	0.57
28:BE:119:ARG:HD3	28:BE:120:TRP:CE2	2.40	0.57
4:AY:325:ARG:HG2	4:AY:327:TYR:HE2	1.70	0.56
36:DP:48:PRO:HG2	36:DP:49:ARG:H	1.70	0.56
1:AA:1130:A:C2	1:AA:1146:A:C4	2.93	0.56
25:DA:307:G:H21	25:DA:330:A:H62	1.53	0.56
55:D8:52:LYS:CE	55:D8:52:LYS:HA	2.25	0.56
30:DG:172:LEU:HD23	30:DG:172:LEU:O	2.05	0.56
36:DP:147:LEU:HD13	36:DP:149:GLU:HA	1.87	0.56
44:DX:63:LYS:HD2	44:DX:72:LYS:HA	1.87	0.56
21:AR:56:THR:HB	21:AR:58:LEU:HD13	1.86	0.56
25:BA:71:A:C2	44:BX:31:HIS:HE1	2.21	0.56
7:CD:60:GLU:OE2	7:CD:199:ASN:HB3	2.03	0.56
10:CG:79:ARG:HE	10:CG:84:ASN:ND2	2.02	0.56

*Continued on next page...*



*Continued from previous page...*

Atom-1	Atom-2	Distance(Å)	Clash(Å)
4:CY:338:ARG:HB3	4:CY:369:ARG:HH22	1.68	0.56
40:DT:51:ARG:HG3	40:DT:98:LYS:HG3	1.87	0.56
25:DA:1786:A:H1'	25:DA:1938:A:N6	2.20	0.56
28:BE:120:TRP:CD2	28:BE:155:LYS:HD3	2.40	0.56
4:CY:72:VAL:HA	4:CY:75:PHE:CD2	2.40	0.56
25:BA:1903:G:OP2	27:BD:241:PRO:HB2	2.05	0.56
25:BA:1910:G:O2'	25:BA:1911:U:H5'	2.04	0.56
25:DA:2633:G:O2'	28:DE:61:ARG:HD3	2.05	0.56
30:BG:174:GLU:HG2	30:BG:180:PHE:CD1	2.40	0.56
46:DZ:35:ARG:HG2	46:DZ:36:LYS:N	2.20	0.56
14:AK:98:LEU:HA	14:AK:101:SER:HB3	1.86	0.56
32:BI:67:ARG:HE	32:BI:67:ARG:HA	1.70	0.56
30:DG:55:LYS:HA	30:DG:58:GLN:HE21	1.69	0.56
25:DA:1903:G:OP2	27:DD:241:PRO:HB2	2.05	0.56
1:CA:657:G:C2	1:CA:658:G:C8	2.93	0.56
11:CH:110:ALA:HB3	11:CH:121:ASP:HB3	1.85	0.56
29:BF:164:ARG:HG3	29:BF:175:THR:OG1	2.05	0.56
25:DA:1021:A:C8	25:DA:1022:G:H5''	2.36	0.56
26:DB:116:G:C5'	39:DS:55:ALA:HB1	2.33	0.56
40:DT:23:ARG:HB2	40:DT:24:PRO:HD2	1.87	0.56
27:DD:34:VAL:O	27:DD:35:LYS:HD2	2.05	0.56
40:BT:16:ARG:H	40:BT:79:HIS:CD2	2.23	0.56
1:AA:976:G:P	17:AN:32:SER:H	2.28	0.56
25:BA:744:G:OP1	28:BE:132:HIS:HB3	2.05	0.56
33:DK:93:ARG:HB3	46:DZ:113:ALA:HA	1.86	0.56
25:DA:1270:C:H5''	25:DA:1271:G:H5'	1.85	0.56
8:CE:106:PRO:O	8:CE:110:LEU:HG	2.05	0.56
25:DA:2894:G:H2'	25:DA:2894:G:N3	2.19	0.56
30:BG:56:ALA:HB2	30:BG:153:ARG:HE	1.69	0.56
46:BZ:137:ILE:HG22	46:BZ:138:GLU:N	2.20	0.56
46:DZ:125:LEU:HD13	46:DZ:164:ALA:HB3	1.86	0.56
32:BI:4:ILE:HG13	32:BI:4:ILE:O	2.04	0.56
14:AK:20:TYR:CZ	14:AK:83:ILE:HD12	2.40	0.56
7:AD:201:GLN:HE22	8:AE:116:THR:HB	1.69	0.56
42:BV:38:LEU:HD23	42:BV:39:LEU:N	2.21	0.56
30:DG:33:ARG:CZ	30:DG:162:THR:HG21	2.34	0.56
8:CE:51:VAL:O	8:CE:55:VAL:HG23	2.05	0.56
25:BA:2784:C:H2'	25:BA:2785:C:C6	2.40	0.56
42:DV:91:TYR:O	42:DV:91:TYR:CD2	2.58	0.56
25:BA:389:G:C6	36:BP:71:VAL:HG23	2.40	0.56
13:AJ:8:LEU:HB3	13:AJ:16:LEU:HD21	1.86	0.56
25:DA:1598:C:H5'	44:DX:36:LYS:HB2	1.87	0.56

*Continued on next page...*



*Continued from previous page...*

Atom-1	Atom-2	Distance(Å)	Clash(Å)
54:B7:8:ASN:C	54:B7:8:ASN:ND2	2.57	0.56
13:AJ:38:ILE:HD12	13:AJ:71:LEU:HD23	1.88	0.56
25:DA:271(M):G:C3'	25:DA:271(N):G:H4'	2.35	0.56
25:BA:1495:A:C4	25:BA:1496:A:C2	2.93	0.56
25:BA:271(Q):A:N6	25:BA:357(E):U:H3	2.03	0.56
37:DQ:58:PHE:CD1	37:DQ:58:PHE:O	2.55	0.56
44:DX:39:ILE:O	44:DX:43:VAL:HG12	2.05	0.56
8:CE:43:LEU:HD11	8:CE:132:ALA:HB1	1.88	0.56
5:CB:169:LYS:HZ3	5:CB:169:LYS:HB3	1.69	0.56
44:BX:39:ILE:O	44:BX:43:VAL:HG12	2.06	0.56
25:DA:1050:A:C2	25:DA:2751:G:C8	2.93	0.56
25:DA:1587:A:H2'	25:DA:1588:C:H6	1.69	0.56
53:D6:42:TRP:HA	53:D6:42:TRP:HE3	1.70	0.56
32:DI:27:ARG:NH1	48:D1:71:TYR:HD1	2.02	0.56
40:BT:100:TYR:HB3	40:BT:103:ARG:NH1	2.19	0.56
4:CY:365:LYS:HB3	4:CY:369:ARG:NH1	2.20	0.56
25:BA:256:A:H2'	25:BA:257:A:C8	2.40	0.56
51:D4:38:ALA:CB	51:D4:55:PRO:HA	2.35	0.56
26:DB:7:G:H4'	39:DS:29:PHE:CG	2.41	0.56
45:DY:68:HIS:ND1	45:DY:70:SER:HB3	2.20	0.56
37:DQ:134:ARG:HH21	37:DQ:137:TYR:H	1.53	0.56
6:CC:153:VAL:HG12	6:CC:198:VAL:HG22	1.87	0.56
1:CA:194:C:H5''	23:CT:65:LYS:HG2	1.87	0.56
6:CC:2:GLY:N	6:CC:4:LYS:HZ1	2.04	0.56
6:AC:2:GLY:N	6:AC:4:LYS:HZ1	2.03	0.56
24:AU:2:GLY:C	24:AU:4:GLY:H	2.07	0.56
28:DE:94:GLU:OE2	28:DE:177:PRO:HB3	2.05	0.56
10:CG:57:GLU:H	10:CG:57:GLU:CD	2.09	0.56
1:AA:1513:A:H2'	1:AA:1514:C:C6	2.40	0.56
10:CG:12:LEU:HD23	10:CG:12:LEU:H	1.70	0.56
38:DR:84:ALA:HB3	38:DR:85:PRO:HD3	1.88	0.56
37:DQ:134:ARG:HG2	46:DZ:122:ARG:HH12	1.69	0.56
23:CT:87:LYS:O	23:CT:91:LEU:HG	2.05	0.56
25:DA:2875:C:H4'	40:DT:5:ALA:HB2	1.86	0.56
36:DP:98:GLU:O	36:DP:101:VAL:HG12	2.06	0.56
4:AY:254:GLY:O	4:AY:258:THR:HB	2.05	0.56
4:CY:131:LEU:HA	4:CY:222:GLU:O	2.04	0.56
4:AY:267:LEU:HB2	4:AY:268:PRO:HD3	1.87	0.56
29:BF:53:THR:C	29:BF:55:GLY:H	2.09	0.56
25:BA:2564:A:C2	25:BA:2647:U:H4'	2.40	0.56
36:DP:23:PRO:HB2	36:DP:33:ARG:NE	2.20	0.56
13:AJ:6:ILE:HD11	13:AJ:72:VAL:HB	1.86	0.56

*Continued on next page...*



*Continued from previous page...*

Atom-1	Atom-2	Distance(Å)	Clash(Å)
6:CC:68:VAL:CG1	6:CC:70:VAL:HG23	2.35	0.56
25:BA:1301:A:H2	25:BA:1626:G:N3	2.03	0.56
24:CU:2:GLY:C	24:CU:4:GLY:H	2.08	0.56
47:B0:32:ARG:CB	47:B0:32:ARG:HH11	2.19	0.56
1:AA:977:A:C2'	1:AA:978:A:H5'	2.35	0.56
25:DA:2230:G:H1'	48:D1:45:ASN:HB2	1.85	0.56
26:DB:11:C:O2'	26:DB:12:C:C6	2.57	0.56
40:BT:105:LEU:O	40:BT:107:ASP:N	2.39	0.56
43:BW:17:VAL:HG23	43:BW:76:VAL:HG11	1.86	0.56
46:DZ:144:LEU:HD21	46:DZ:150:LEU:HD21	1.88	0.56
1:AA:1228:C:OP1	16:AM:115:LYS:HD3	2.05	0.56
4:CY:27:GLY:HA3	4:CY:364:TRP:HH2	1.70	0.56
55:D8:37:SER:OG	55:D8:40:GLU:HG3	2.05	0.56
1:AA:1157:A:H4'	1:AA:1158:C:O5'	2.05	0.56
6:AC:17:ASP:HB3	6:AC:21:ARG:NH2	2.20	0.56
55:B8:50:LEU:HB2	55:B8:54:GLU:HG3	1.87	0.56
41:DU:108:GLU:O	41:DU:112:ARG:HG2	2.05	0.56
25:DA:2564:A:C2	25:DA:2647:U:H4'	2.40	0.56
25:DA:1441:G:H2'	25:DA:1442:G:H8	1.70	0.56
25:BA:1937:A:N7	25:BA:1939:U:H2'	2.19	0.56
1:AA:965:A:C2	1:AA:969:A:C2	2.94	0.56
5:CB:184:VAL:H	5:CB:198:ASP:HB2	1.69	0.56
25:BA:2262:U:H4'	25:BA:2328:A:C2	2.40	0.56
27:DD:153:ALA:C	27:DD:154:LYS:HG2	2.26	0.56
25:DA:2032:G:O2'	28:DE:145:LYS:HE2	2.06	0.56
7:CD:43:HIS:HB3	7:CD:46:LYS:HD2	1.87	0.56
46:DZ:135:GLU:O	46:DZ:136:PHE:HB3	2.05	0.56
25:DA:1607:C:H4'	25:DA:1608:A:O5'	2.06	0.56
25:DA:1021:A:H3'	25:DA:1022:G:H5''	1.88	0.56
1:CA:546:G:P	7:CD:72:GLU:HB2	2.45	0.56
31:DH:51:ARG:HG2	31:DH:52:VAL:N	2.17	0.56
36:DP:114:ILE:HD13	36:DP:125:VAL:HG21	1.86	0.56
1:CA:389:A:H2'	1:CA:390:C:H5'	1.87	0.56
25:DA:389:G:C6	36:DP:71:VAL:HG23	2.39	0.56
25:DA:394:A:O2'	25:DA:395:U:H5'	2.05	0.56
8:AE:106:PRO:O	8:AE:110:LEU:HG	2.06	0.56
37:DQ:10:ARG:NE	37:DQ:10:ARG:HA	2.21	0.56
11:CH:86:ILE:HB	11:CH:133:LEU:HD22	1.86	0.56
29:BF:89:VAL:HG12	29:BF:90:PHE:N	2.21	0.56
46:DZ:13:GLU:HB3	46:DZ:18:LEU:HD11	1.86	0.56
33:DK:12:LEU:HD13	33:DK:23:VAL:HG21	1.87	0.56
19:CP:82:GLN:HG2	19:CP:83:GLU:N	2.21	0.56

*Continued on next page...*



*Continued from previous page...*

Atom-1	Atom-2	Distance(Å)	Clash(Å)
25:BA:1946:U:H2'	25:BA:1947:C:C6	2.40	0.56
30:DG:173:LEU:HD22	30:DG:178:PHE:CE1	2.40	0.56
29:BF:206:ILE:HD12	29:BF:206:ILE:O	2.04	0.56
48:D1:11:ARG:CB	48:D1:12:PRO:CD	2.76	0.56
1:CA:1101:A:H1'	1:CA:1102:A:OP2	2.06	0.56
36:BP:64:LYS:HB2	55:B8:25:MET:HG3	1.88	0.56
15:AL:65:VAL:HG11	15:AL:97:TYR:HE1	1.71	0.56
25:DA:1142:A:H4'	34:DN:48:ARG:HH22	1.70	0.56
1:CA:1125:U:H3'	1:CA:1126:U:H5	1.70	0.56
36:DP:84:ASN:HA	36:DP:115:LEU:O	2.06	0.56
34:DN:116:THR:HG23	34:DN:117:HIS:N	2.21	0.56
34:BN:116:THR:HG23	34:BN:117:HIS:N	2.20	0.56
47:B0:72:ARG:HH21	47:B0:75:LEU:HD13	1.70	0.56
25:DA:389:G:N1	36:DP:71:VAL:HG23	2.21	0.56
25:DA:2579:C:O2'	28:DE:131:ALA:HB2	2.06	0.56
46:BZ:78:LYS:O	46:BZ:79:ARG:HB2	2.05	0.56
46:DZ:137:ILE:HG22	46:DZ:138:GLU:N	2.20	0.56
53:B6:18:ARG:HH22	53:B6:44:ARG:HB2	1.70	0.56
25:BA:2334:G:O4'	39:BS:12:PHE:HE2	1.89	0.56
6:AC:134:ILE:HD11	6:AC:153:VAL:HG22	1.86	0.56
1:CA:1004:A:H8	1:CA:1026:G:C6	2.24	0.56
4:AY:300:GLU:O	4:AY:304:ARG:HB2	2.06	0.56
25:BA:1466:G:H2'	25:BA:1547:C:H41	1.70	0.56
7:CD:156:GLU:HB3	7:CD:160:GLN:NE2	2.21	0.56
5:CB:178:ARG:HH21	11:CH:74:PRO:HG3	1.71	0.56
13:CJ:56:HIS:O	13:CJ:58:ASP:N	2.39	0.56
1:AA:1203:C:OP1	17:AN:3:ARG:HD2	2.05	0.56
48:B1:67:ILE:N	48:B1:68:PRO:HD2	2.20	0.56
14:CK:21:ILE:HB	14:CK:84:VAL:HG12	1.88	0.56
46:BZ:35:ARG:HG2	46:BZ:36:LYS:N	2.20	0.56
30:BG:172:LEU:HD23	30:BG:172:LEU:O	2.06	0.56
25:BA:307:G:H21	25:BA:330:A:H62	1.53	0.56
47:D0:32:ARG:CB	47:D0:32:ARG:HH11	2.19	0.56
25:DA:2287:A:N6	25:DA:2344:U:H3	2.02	0.56
40:BT:107:ASP:HA	40:BT:111:ARG:NH2	2.19	0.56
7:AD:121:VAL:O	7:AD:134:ASP:HA	2.06	0.56
22:CS:63:THR:HG22	22:CS:66:MET:HG2	1.87	0.56
6:CC:122:GLU:HG3	6:CC:126:ARG:NH2	2.21	0.56
23:CT:84:LEU:O	23:CT:88:VAL:HG23	2.05	0.56
25:BA:2746:U:H2'	25:BA:2747:G:H5'	1.87	0.56
55:D8:14:VAL:CG1	55:D8:22:VAL:HG13	2.36	0.56
35:BO:68:GLU:HA	35:BO:78:ARG:HB3	1.87	0.56

*Continued on next page...*



*Continued from previous page...*

Atom-1	Atom-2	Distance(Å)	Clash(Å)
34:BN:40:ASP:O	34:BN:41:ALA:HB2	2.06	0.56
46:BZ:52:SER:OG	46:BZ:54:HIS:HD2	1.89	0.56
25:BA:2032:G:O2'	28:BE:145:LYS:HE2	2.05	0.56
42:DV:24:LYS:HA	42:DV:92:THR:HG23	1.88	0.56
33:BK:7:VAL:HG22	33:BK:8:VAL:H	1.70	0.56
33:BK:106:GLU:HG3	33:BK:107:ILE:N	2.20	0.56
25:DA:296:C:O2'	25:DA:297:C:H5'	2.06	0.56
10:AG:57:GLU:H	10:AG:57:GLU:CD	2.09	0.56
3:CW:41:C:H2'	3:CW:41:C:O2	2.05	0.56
25:DA:830:G:H4'	25:DA:831:G:OP2	2.05	0.56
26:DB:63:G:H2'	26:DB:64:C:C6	2.41	0.56
4:CY:357:LEU:HG	4:CY:362:LEU:HD21	1.87	0.56
36:DP:41:ARG:CA	36:DP:41:ARG:HE	2.17	0.56
50:D3:19:GLN:HE22	50:D3:52:HIS:HE1	1.54	0.56
54:B7:19:ARG:HH11	54:B7:19:ARG:CB	2.18	0.56
55:B8:37:SER:OG	55:B8:40:GLU:HG3	2.06	0.56
25:BA:2346:A:H5''	25:BA:2383:G:C1'	2.36	0.56
1:AA:389:A:H2'	1:AA:390:C:H5'	1.87	0.56
25:BA:137(D):A:H8	25:BA:1408:C:O2'	1.83	0.56
25:DA:1639:U:C2'	25:DA:1640:C:H5''	2.36	0.56
1:CA:625:G:H4'	19:CP:16:HIS:CD2	2.41	0.56
11:AH:101:PRO:HG2	11:AH:133:LEU:HD11	1.86	0.56
29:DF:33:LEU:HD13	29:DF:112:MET:HE2	1.88	0.56
25:BA:1088:A:H5'	25:BA:1089:G:OP1	2.06	0.56
18:CO:4:THR:OG1	18:CO:7:GLU:HB2	2.06	0.56
1:CA:1298:C:C5	10:CG:114:ARG:HD3	2.41	0.56
14:AK:21:ILE:HB	14:AK:84:VAL:HG12	1.87	0.56
1:AA:358:U:H5''	32:DI:87:LYS:HD2	1.86	0.56
25:DA:591:C:O2	55:D8:2:PRO:HA	2.06	0.56
41:DU:92:ARG:HG2	42:DV:11:GLN:HB2	1.88	0.56
2:CV:19:U:C4	4:CY:140:THR:HG22	2.41	0.56
26:DB:82:G:H2'	26:DB:83:G:H8	1.70	0.56
25:DA:2723:C:H4'	38:DR:2:ARG:HH12	1.71	0.56
25:BA:2309:A:H8	25:BA:2309:A:OP1	1.89	0.56
31:BH:101:ARG:HD2	31:BH:102:ALA:N	2.21	0.56
13:CJ:8:LEU:HB3	13:CJ:16:LEU:HD21	1.87	0.56
25:DA:2744:G:H21	31:DH:143:GLN:NE2	2.04	0.56
34:BN:127:LYS:HB2	34:BN:140:PHE:HE1	1.71	0.56
27:BD:186:HIS:HB3	27:BD:189:CYS:SG	2.46	0.56
1:CA:591:U:H2'	1:CA:592:G:C8	2.41	0.56
25:DA:2261:C:C5	47:D0:16:SER:HB3	2.41	0.56
25:DA:1907:G:H2'	25:DA:1908:C:H6	1.71	0.56

*Continued on next page...*



*Continued from previous page...*

Atom-1	Atom-2	Distance(Å)	Clash(Å)
1:AA:859:A:H2'	1:AA:860:A:O4'	2.06	0.56
25:BA:2022:U:O2'	25:BA:2617:C:H5'	2.05	0.56
25:DA:153:C:OP1	48:D1:92:LYS:HE2	2.06	0.56
25:BA:1827:C:C2'	25:BA:1828:G:H5'	2.36	0.56
8:CE:87:SER:OG	8:CE:125:SER:HB3	2.06	0.56
39:BS:38:GLN:HB3	39:BS:47:THR:CG2	2.36	0.56
4:CY:51:LEU:HD11	4:CY:61:VAL:HG21	1.88	0.56
46:DZ:52:SER:OG	46:DZ:54:HIS:HD2	1.88	0.56
33:BK:100:THR:OG1	33:BK:102:GLU:HG2	2.06	0.56
21:CR:50:ILE:HD12	21:CR:70:ILE:HG21	1.87	0.56
4:CY:101:LYS:HB2	4:CY:102:PRO:HD3	1.88	0.56
4:CY:230:GLU:O	4:CY:230:GLU:HG2	2.06	0.56
26:BB:78:A:C2	26:BB:99:A:C4	2.94	0.56
25:DA:1141(A):U:H6	25:DA:1141(A):U:H3'	1.71	0.56
42:BV:38:LEU:O	42:BV:39:LEU:HD13	2.06	0.56
36:BP:48:PRO:HG2	36:BP:49:ARG:H	1.71	0.56
6:CC:88:ARG:HB3	6:CC:99:VAL:HG21	1.87	0.56
15:CL:23:VAL:O	15:CL:23:VAL:HG12	2.05	0.56
25:DA:1022:G:C5	25:DA:1140:C:N4	2.74	0.56
1:AA:1125:U:H3'	1:AA:1126:U:H5	1.70	0.56
7:CD:201:GLN:NE2	8:CE:116:THR:HB	2.20	0.56
42:BV:91:TYR:O	42:BV:91:TYR:CD2	2.58	0.56
1:CA:977:A:C2'	1:CA:978:A:H5'	2.35	0.56
30:BG:60:LEU:O	30:BG:64:THR:HG22	2.06	0.56
18:AO:40:SER:O	18:AO:44:LYS:HD2	2.05	0.56
25:DA:2784:C:H2'	25:DA:2785:C:C6	2.41	0.56
1:CA:1124:G:H5''	13:CJ:35:SER:HB2	1.88	0.56
25:BA:1110:G:HO2'	25:BA:1111:A:H8	1.53	0.56
33:BK:52:ILE:O	33:BK:54:PRO:HD3	2.05	0.56
25:DA:2473:U:O2	25:DA:2473:U:C2'	2.53	0.56
1:CA:1152:A:H2'	1:CA:1153:C:C6	2.40	0.56
6:CC:35:GLU:O	6:CC:39:ILE:HG13	2.05	0.56
27:BD:145:VAL:HG12	27:BD:146:GLU:O	2.06	0.56
4:AY:27:GLY:HA3	4:AY:364:TRP:HH2	1.71	0.56
25:BA:2446:G:C2'	25:BA:2447:G:H5''	2.36	0.56
12:AI:18:PHE:HD1	12:AI:62:TYR:HD2	1.53	0.56
9:AF:3:ARG:HB3	9:AF:93:SER:HB2	1.88	0.56
4:CY:246:ARG:HA	4:CY:259:ASP:HA	1.87	0.56
19:AP:82:GLN:HG2	19:AP:83:GLU:N	2.21	0.56
26:BB:75:G:H22	46:BZ:73:GLN:HE21	1.54	0.56
1:AA:194:C:H5''	23:AT:65:LYS:HG2	1.87	0.56
45:BY:42:VAL:HG12	45:BY:65:ALA:HB3	1.88	0.56

*Continued on next page...*



*Continued from previous page...*

Atom-1	Atom-2	Distance(Å)	Clash(Å)
26:BB:90:C:OP2	37:BQ:16:ARG:HD2	2.05	0.56
16:AM:89:GLY:O	16:AM:93:ARG:HD2	2.06	0.56
20:CQ:90:ILE:HA	20:CQ:93:GLN:HB2	1.88	0.56
1:CA:109:A:C6	1:CA:326:G:C6	2.94	0.56
28:BE:116:VAL:HG21	28:BE:122:PHE:CD2	2.41	0.56
7:AD:104:VAL:HG11	7:AD:146:ILE:HG12	1.88	0.56
35:BO:63:VAL:HB	35:BO:102:VAL:HG12	1.88	0.56
4:AY:51:LEU:HD11	4:AY:61:VAL:HG21	1.88	0.56
36:DP:23:PRO:HD2	36:DP:33:ARG:CZ	2.36	0.55
36:DP:15:ARG:CG	36:DP:16:ARG:H	2.19	0.55
4:AY:96:GLU:HB3	4:AY:97:ARG:NH2	2.21	0.55
1:AA:1281:U:H5'	1:AA:1282:C:H5	1.69	0.55
22:AS:25:LYS:HB3	22:AS:27:GLU:CD	2.27	0.55
38:DR:12:ARG:CD	38:DR:16:HIS:CD2	2.86	0.55
29:DF:6:MET:HG2	29:DF:7:TYR:HD1	1.71	0.55
25:BA:1110:G:O2'	25:BA:1111:A:H8	1.89	0.55
44:BX:31:HIS:CD2	44:BX:33:LYS:H	2.24	0.55
1:AA:7:G:H5'	1:AA:298:A:O4'	2.06	0.55
25:DA:558:G:P	34:DN:134:PRO:HD2	2.46	0.55
1:CA:458(A):G:H3'	1:CA:458(B):A:C5'	2.36	0.55
1:AA:1004:A:H8	1:AA:1026:G:C6	2.23	0.55
12:AI:74:ILE:H	12:AI:74:ILE:HD12	1.71	0.55
33:BK:77:LEU:HD23	33:BK:107:ILE:HG23	1.88	0.55
25:BA:1441:G:H2'	25:BA:1442:G:H8	1.69	0.55
25:DA:1932:A:H2'	25:DA:1933:G:O4'	2.06	0.55
25:BA:270(Q):C:C5'	32:BI:46:ALA:HB2	2.36	0.55
1:AA:657:G:C2	1:AA:658:G:C8	2.94	0.55
1:AA:1123:A:H4'	13:AJ:36:GLY:HA3	1.88	0.55
35:DO:68:GLU:HA	35:DO:78:ARG:HB3	1.87	0.55
23:AT:87:LYS:O	23:AT:91:LEU:HG	2.05	0.55
29:BF:45:ARG:HH11	29:BF:45:ARG:HG2	1.70	0.55
36:DP:23:PRO:O	36:DP:33:ARG:HD2	2.06	0.55
36:BP:50:ARG:HH21	36:BP:50:ARG:HG2	1.71	0.55
17:AN:15:LYS:HD2	17:AN:16:PHE:HE2	1.71	0.55
35:BO:90:GLN:O	35:BO:91:LEU:HB2	2.06	0.55
45:DY:81:LYS:CE	45:DY:97:ARG:HD3	2.34	0.55
4:AY:319:GLU:HG3	4:AY:320:TRP:H	1.71	0.55
45:DY:14:LEU:HD23	45:DY:15:VAL:C	2.26	0.55
25:BA:1060:U:H4'	25:BA:1061:U:O5'	2.06	0.55
1:AA:1238:A:H2	1:AA:1241:G:N3	2.04	0.55
1:CA:1220:G:O3'	22:CS:36:ARG:HD3	2.06	0.55
5:CB:20:GLU:HB2	5:CB:190:THR:OG1	2.07	0.55

*Continued on next page...*



*Continued from previous page...*

Atom-1	Atom-2	Distance(Å)	Clash(Å)
27:DD:25:THR:HG21	27:DD:82:ILE:H	1.71	0.55
27:DD:175:LEU:HD12	27:DD:185:VAL:HG21	1.88	0.55
1:AA:591:U:H2'	1:AA:592:G:C8	2.41	0.55
13:CJ:78:ASN:O	13:CJ:82:ILE:HG12	2.06	0.55
4:CY:252:GLY:HA2	25:DA:2585:U:H5	1.70	0.55
4:AY:252:GLY:O	4:AY:255:VAL:HG12	2.06	0.55
29:DF:183:VAL:O	29:DF:187:VAL:HG23	2.05	0.55
1:AA:938:A:N6	1:AA:939:G:C6	2.74	0.55
9:AF:23:LYS:O	9:AF:27:GLN:HG2	2.06	0.55
41:BU:43:GLY:HA3	42:BV:73:SER:HB3	1.88	0.55
41:DU:47:TYR:HA	41:DU:50:ARG:NH2	2.21	0.55
19:AP:50:LYS:HD3	19:AP:51:VAL:N	2.21	0.55
25:DA:1899:G:O2'	25:DA:1900:A:H5''	2.06	0.55
36:DP:64:LYS:HB2	55:D8:25:MET:HG3	1.88	0.55
1:CA:1145:C:C1'	1:CA:1146:A:OP2	2.53	0.55
8:AE:75:THR:HG23	8:AE:76:ILE:N	2.21	0.55
1:CA:1362(A):C:H4'	1:CA:1363:A:OP2	2.06	0.55
28:BE:49:LEU:HD23	28:BE:81:ILE:HG12	1.87	0.55
25:BA:394:A:O2'	25:BA:395:U:H5'	2.06	0.55
25:DA:1110:G:O2'	25:DA:1111:A:H8	1.89	0.55
41:BU:49:HIS:HA	41:BU:52:ARG:HB2	1.89	0.55
4:AY:128:ASN:ND2	4:AY:185:LYS:HA	2.22	0.55
23:CT:72:LEU:HD11	23:CT:77:ALA:HA	1.88	0.55
23:AT:84:LEU:O	23:AT:88:VAL:HG23	2.06	0.55
25:DA:2746:U:H2'	25:DA:2747:G:H5'	1.88	0.55
1:AA:625:G:H2'	1:AA:626:U:C6	2.40	0.55
55:D8:50:LEU:HB2	55:D8:54:GLU:HG3	1.88	0.55
25:BA:1590:U:H2'	25:BA:1591:G:C8	2.41	0.55
31:DH:154:PRO:HB3	31:DH:163:TYR:CZ	2.41	0.55
25:BA:2012:G:H4'	43:BW:96:ILE:HD11	1.87	0.55
25:BA:1273:U:H5'	25:BA:1274:A:OP1	2.06	0.55
1:CA:828:A:H2'	1:CA:829:G:O4'	2.06	0.55
4:CY:300:GLU:O	4:CY:304:ARG:HB2	2.06	0.55
25:DA:721:C:H2'	25:DA:722:A:C8	2.42	0.55
25:DA:721:C:H2'	25:DA:722:A:H8	1.72	0.55
25:BA:1506(G):U:H2'	25:BA:1506(H):C:H6	1.71	0.55
25:BA:2341:G:H2'	25:BA:2342:C:O4'	2.06	0.55
2:CV:18:G:C2	3:CW:35:A:C2	2.94	0.55
31:BH:35:VAL:HG21	31:BH:75:ALA:HB2	1.87	0.55
25:DA:661:C:O3'	36:DP:18:ARG:HG2	2.05	0.55
1:CA:1125:U:H3'	1:CA:1126:U:C5	2.42	0.55
25:DA:1301:A:H2	25:DA:1626:G:N3	2.05	0.55

*Continued on next page...*



*Continued from previous page...*

Atom-1	Atom-2	Distance(Å)	Clash(Å)
25:BA:2723:C:H4'	38:BR:2:ARG:NH1	2.21	0.55
1:CA:243:A:HI'	1:CA:244:U:OP2	2.06	0.55
27:BD:94:LEU:HB2	27:BD:104:TYR:CE1	2.41	0.55
40:DT:16:ARG:H	40:DT:79:HIS:CD2	2.24	0.55
1:AA:544:G:H2'	1:AA:545:C:O4'	2.07	0.55
9:CF:45:LEU:HD12	9:CF:59:TYR:CD1	2.35	0.55
25:DA:602:G:H2'	25:DA:655:A:H61	1.70	0.55
11:CH:8:ASP:O	11:CH:12:ARG:HG2	2.06	0.55
25:BA:2473:U:C2'	25:BA:2473:U:O2	2.53	0.55
25:BA:1050:A:C2	25:BA:2751:G:C8	2.94	0.55
1:CA:620:C:C2	7:CD:135:LEU:HD23	2.41	0.55
51:B4:38:ALA:CB	51:B4:55:PRO:HA	2.36	0.55
29:DF:45:ARG:HG2	29:DF:45:ARG:HH11	1.71	0.55
55:B8:22:VAL:HB	55:B8:54:GLU:HG2	1.88	0.55
25:DA:1590:U:H2'	25:DA:1591:G:C8	2.42	0.55
1:AA:1273:G:H2'	1:AA:1274:G:O4'	2.06	0.55
38:DR:60:LEU:HD23	38:DR:61:HIS:N	2.22	0.55
1:CA:1273:G:H2'	1:CA:1274:G:O4'	2.06	0.55
25:BA:1291:C:H4'	25:BA:1535:U:O2'	2.07	0.55
35:DO:63:VAL:HB	35:DO:102:VAL:HG12	1.87	0.55
4:CY:325:ARG:HG2	4:CY:327:TYR:HE2	1.70	0.55
45:BY:81:LYS:CE	45:BY:97:ARG:HD3	2.34	0.55
47:D0:23:VAL:HB	47:D0:26:TYR:HE2	1.71	0.55
1:CA:1304:G:OP1	24:CU:2:GLY:N	2.40	0.55
5:AB:20:GLU:HB2	5:AB:190:THR:OG1	2.06	0.55
25:BA:1434:A:H61	25:BA:1558:A:N6	2.05	0.55
4:CY:199:VAL:O	4:CY:323:GLN:HA	2.06	0.55
1:AA:1220:G:O3'	22:AS:36:ARG:HD3	2.06	0.55
25:DA:481:G:C4	25:DA:507:A:C2	2.95	0.55
34:DN:127:LYS:HB2	34:DN:140:PHE:HE1	1.72	0.55
1:AA:458(A):G:H3'	1:AA:458(B):A:C5'	2.36	0.55
1:AA:1246:C:H2'	1:AA:1247:U:C6	2.41	0.55
29:DF:89:VAL:HG12	29:DF:90:PHE:N	2.21	0.55
1:CA:1157:A:H4'	1:CA:1158:C:O5'	2.06	0.55
13:CJ:75:ILE:HG13	13:CJ:76:ASN:N	2.22	0.55
46:BZ:125:LEU:HD13	46:BZ:164:ALA:HB3	1.88	0.55
29:DF:205:ARG:O	29:DF:206:ILE:HG23	2.06	0.55
55:B8:50:LEU:HB2	55:B8:54:GLU:CG	2.36	0.55
46:DZ:13:GLU:CB	46:DZ:18:LEU:HD11	2.36	0.55
25:DA:826:U:H2'	25:DA:828:U:O4'	2.06	0.55
4:CY:227:VAL:HB	4:CY:304:ARG:HH12	1.72	0.55
34:DN:40:ASP:O	34:DN:41:ALA:HB2	2.06	0.55

*Continued on next page...*



*Continued from previous page...*

Atom-1	Atom-2	Distance(Å)	Clash(Å)
25:DA:27:G:N2	25:DA:512:G:H1'	2.22	0.55
41:DU:43:GLY:HA3	42:DV:73:SER:HB3	1.88	0.55
16:CM:89:GLY:O	16:CM:93:ARG:HD2	2.06	0.55
41:BU:108:GLU:O	41:BU:112:ARG:HG2	2.06	0.55
25:BA:443:A:H1'	25:BA:1201:C:O4'	2.06	0.55
25:BA:826:U:H2'	25:BA:828:U:O4'	2.06	0.55
6:AC:86:VAL:O	6:AC:89:GLU:HB3	2.05	0.55
1:CA:1141:C:H2'	1:CA:1142:G:H8	1.72	0.55
25:BA:1542:G:H4'	25:BA:1543:A:O4'	2.06	0.55
25:BA:1021:A:H3'	25:BA:1022:G:H5''	1.88	0.55
15:AL:23:VAL:O	15:AL:23:VAL:HG12	2.07	0.55
22:CS:25:LYS:HB3	22:CS:27:GLU:CD	2.27	0.55
1:CA:1172:C:H2'	1:CA:1173:G:C8	2.38	0.55
44:DX:63:LYS:HZ2	44:DX:72:LYS:HB3	1.71	0.55
25:DA:911:A:C4	37:DQ:9:TYR:OH	2.56	0.55
25:BA:1639:U:C2'	25:BA:1640:C:H5''	2.36	0.55
25:BA:528:A:H2	25:BA:2043:C:C5'	2.20	0.55
34:BN:143:LEU:C	34:BN:144:LYS:HD2	2.27	0.55
7:AD:59:ARG:HH22	7:AD:66:ARG:HH12	1.53	0.55
25:DA:2476:A:H2	25:DA:2477:C:C6	2.25	0.55
27:BD:174:ILE:HD12	27:BD:184:LYS:HG2	1.87	0.55
13:AJ:32:ALA:H	13:AJ:78:ASN:ND2	2.05	0.55
6:CC:17:ASP:HB3	6:CC:21:ARG:NH2	2.20	0.55
25:DA:256:A:H2'	25:DA:257:A:C8	2.42	0.55
4:CY:32:ILE:HG12	4:CY:75:PHE:CE1	2.42	0.55
21:CR:53:ARG:HD2	21:CR:63:GLN:HB2	1.88	0.55
25:BA:2756:U:H4'	25:BA:2757:A:OP1	2.06	0.55
1:CA:340:U:H2'	1:CA:341:C:C6	2.42	0.55
44:BX:65:ARG:HB2	44:BX:70:LEU:HA	1.88	0.55
25:BA:721:C:H2'	25:BA:722:A:C8	2.42	0.55
37:BQ:54:MET:HG3	37:BQ:117:ALA:HB1	1.88	0.55
1:AA:109:A:C6	1:AA:326:G:C6	2.94	0.55
38:BR:8:ARG:HD3	38:BR:9:LYS:N	2.22	0.55
1:AA:1141:C:H2'	1:AA:1142:G:H8	1.72	0.55
18:AO:76:GLU:HA	18:AO:76:GLU:OE2	2.04	0.55
27:BD:166:GLN:HE21	27:BD:166:GLN:CA	2.20	0.55
4:AY:72:VAL:HA	4:AY:75:PHE:CD2	2.41	0.55
25:BA:153:C:OP1	48:B1:92:LYS:HE2	2.06	0.55
48:B1:13:ILE:HG13	48:B1:15:ALA:N	2.21	0.55
42:DV:38:LEU:HD23	42:DV:39:LEU:N	2.22	0.55
1:AA:243:A:H1'	1:AA:244:U:OP2	2.07	0.55
18:CO:87:ILE:HG22	18:CO:88:ARG:N	2.19	0.55

*Continued on next page...*



*Continued from previous page...*

Atom-1	Atom-2	Distance(Å)	Clash(Å)
25:BA:2287:A:N1	25:BA:2346:A:C2	2.74	0.55
40:DT:108:ARG:O	40:DT:111:ARG:HG2	2.07	0.55
14:CK:58:PRO:HB2	14:CK:93:GLN:HG3	1.89	0.55
25:BA:2744:G:H21	31:BH:143:GLN:NE2	2.05	0.55
21:CR:56:THR:O	21:CR:58:LEU:HD12	2.07	0.55
4:CY:77:SER:CB	4:CY:110:LYS:HZ1	2.19	0.55
32:BI:83:ALA:HA	32:BI:89:TYR:CE1	2.42	0.55
25:DA:271(Q):A:N6	25:DA:357(E):U:H3	2.04	0.55
25:DA:2420:C:OP2	55:D8:33:ASN:HB3	2.07	0.55
22:CS:6:LYS:HD2	22:CS:7:LYS:H	1.71	0.55
46:DZ:78:LYS:O	46:DZ:79:ARG:HB2	2.06	0.55
4:CY:365:LYS:HB3	4:CY:369:ARG:HH12	1.72	0.55
12:CI:71:SER:HA	12:CI:74:ILE:HD13	1.88	0.55
39:DS:89:ARG:HD2	39:DS:94:TYR:H	1.72	0.55
1:CA:1369:C:H2'	1:CA:1370:G:C8	2.41	0.55
1:CA:1440(B):G:N7	1:CA:1440(D):A:C2	2.75	0.55
27:BD:153:ALA:C	27:BD:154:LYS:HG2	2.26	0.55
1:AA:1342:C:H1'	12:AI:124:GLN:HE22	1.72	0.55
20:AQ:90:ILE:HA	20:AQ:93:GLN:HB2	1.89	0.55
25:DA:1291:C:H4'	25:DA:1535:U:O2'	2.06	0.55
21:AR:44:LEU:HD22	21:AR:79:LEU:HD22	1.89	0.55
10:CG:74:GLU:HG2	10:CG:91:VAL:HG22	1.88	0.55
25:DA:1088:A:H5'	25:DA:1089:G:OP1	2.06	0.55
1:CA:920:U:H2'	1:CA:921:U:C6	2.41	0.55
15:AL:110:LYS:O	15:AL:111:ASP:HB2	2.06	0.55
32:DI:67:ARG:HE	32:DI:67:ARG:HA	1.71	0.55
11:CH:50:ARG:HD2	11:CH:50:ARG:H	1.71	0.55
33:DK:101:TRP:O	33:DK:105:LEU:HG	2.07	0.55
25:BA:661:C:O3'	36:BP:18:ARG:HG2	2.07	0.55
36:BP:84:ASN:HA	36:BP:115:LEU:O	2.06	0.55
22:AS:16:LEU:HD12	22:AS:16:LEU:H	1.72	0.55
5:CB:17:PHE:HD2	5:CB:17:PHE:H	1.54	0.55
5:CB:154:LEU:HD13	5:CB:155:LEU:H	1.71	0.55
43:BW:18:ARG:NH1	43:BW:76:VAL:O	2.40	0.55
46:BZ:4:ARG:NH1	46:BZ:60:GLU:HG3	2.22	0.55
25:BA:602:G:H2'	25:BA:655:A:H61	1.72	0.55
6:AC:116:VAL:O	6:AC:119:ARG:HB3	2.06	0.55
1:AA:1369:C:H2'	1:AA:1370:G:C8	2.42	0.55
25:BA:528:A:C8	25:BA:528:A:H3'	2.42	0.55
27:BD:132:PRO:HD3	27:BD:190:TYR:CZ	2.41	0.55
30:DG:76:SER:HB3	30:DG:83:ARG:HA	1.88	0.55
13:AJ:75:ILE:HG13	13:AJ:76:ASN:N	2.22	0.55

*Continued on next page...*



*Continued from previous page...*

Atom-1	Atom-2	Distance(Å)	Clash(Å)
37:BQ:10:ARG:HA	37:BQ:10:ARG:NE	2.21	0.55
25:DA:2334:G:O4'	39:DS:12:PHE:HE2	1.90	0.55
25:BA:2261:C:O2'	25:BA:2262:U:H5'	2.07	0.55
25:DA:993:G:OP1	41:DU:50:ARG:NH2	2.40	0.55
4:AY:224:ILE:HG13	4:AY:225:PRO:HD2	1.88	0.55
25:DA:1076:C:H1'	33:DK:91:PRO:HD2	1.89	0.55
25:BA:2402:C:H5'	25:BA:2403:C:OP2	2.07	0.55
18:AO:17:ARG:CZ	18:AO:77:ARG:HH11	2.20	0.55
12:AI:29:ASN:OD1	12:AI:64:THR:HA	2.07	0.55
1:AA:1440(B):G:N7	1:AA:1440(D):A:C2	2.75	0.55
27:BD:79:VAL:O	27:BD:113:VAL:HG13	2.07	0.55
48:D1:11:ARG:HD2	48:D1:60:PHE:HD1	1.71	0.55
15:AL:82:VAL:HG13	15:AL:99:ILE:HD11	1.88	0.55
25:DA:2712(A):A:H5''	25:DA:2713:A:OP2	2.06	0.55
25:DA:1019:U:O2'	25:DA:1021:A:H2	1.75	0.55
50:B3:19:GLN:HE22	50:B3:52:HIS:HE1	1.55	0.55
32:BI:112:LYS:N	32:BI:112:LYS:HD2	2.20	0.55
5:AB:154:LEU:HD13	5:AB:155:LEU:H	1.72	0.55
41:DU:49:HIS:HA	41:DU:52:ARG:HB2	1.89	0.55
22:CS:62:ILE:HD12	22:CS:66:MET:SD	2.47	0.55
25:DA:528:A:H3'	25:DA:528:A:C8	2.41	0.55
1:CA:1246:C:H2'	1:CA:1247:U:C6	2.40	0.55
38:DR:38:VAL:HG22	38:DR:112:ALA:HB2	1.88	0.55
28:DE:51:PHE:CD1	28:DE:52:LEU:HG	2.42	0.55
1:CA:624:C:H4'	19:CP:11:SER:N	2.22	0.55
7:AD:176:LEU:O	7:AD:183:GLY:HA2	2.06	0.55
40:BT:51:ARG:HG3	40:BT:98:LYS:HG3	1.88	0.55
27:DD:174:ILE:HD12	27:DD:184:LYS:HG2	1.89	0.55
13:AJ:78:ASN:O	13:AJ:82:ILE:HG12	2.06	0.55
39:DS:38:GLN:HB3	39:DS:47:THR:HG23	1.89	0.55
6:CC:134:ILE:HD11	6:CC:153:VAL:HG22	1.88	0.55
29:BF:205:ARG:O	29:BF:206:ILE:HG23	2.07	0.55
1:AA:828:A:H2'	1:AA:829:G:O4'	2.07	0.55
27:BD:27:THR:HG21	27:BD:83:GLU:HG2	1.89	0.55
25:DA:2341:G:H2'	25:DA:2342:C:O4'	2.07	0.55
25:DA:1104:C:H2'	25:DA:1105:U:C6	2.42	0.55
8:CE:79:GLU:OE2	11:CH:104:ARG:HA	2.07	0.55
25:DA:1165:U:H2'	25:DA:1166:C:C6	2.42	0.55
21:CR:44:LEU:HD22	21:CR:79:LEU:HD22	1.89	0.55
25:BA:498:G:O2'	45:BY:47:LYS:HD3	2.06	0.55
45:BY:47:LYS:HA	45:BY:60:PHE:CD2	2.41	0.55
4:AY:115:TYR:OH	4:AY:359:TRP:HA	2.07	0.55

*Continued on next page...*



*Continued from previous page...*

Atom-1	Atom-2	Distance(Å)	Clash(Å)
18:AO:56:LEU:HD21	25:BA:715:G:C2	2.42	0.55
48:D1:13:ILE:HG13	48:D1:15:ALA:N	2.21	0.55
36:DP:15:ARG:NE	36:DP:15:ARG:HA	2.22	0.55
36:DP:38:GLN:HG3	36:DP:39:LYS:H	1.72	0.55
29:DF:67:GLN:CG	29:DF:67:GLN:O	2.48	0.55
43:BW:6:ILE:HG12	43:BW:104:THR:HG23	1.89	0.55
25:DA:2287:A:C6	25:DA:2289:G:C4	2.95	0.55
25:DA:2311:A:C2	30:DG:82:LEU:HD21	2.42	0.55
47:B0:70:GLN:NE2	47:B0:72:ARG:HD3	2.22	0.55
6:CC:149:ALA:HA	6:CC:201:TYR:O	2.07	0.55
1:CA:1238:A:H2	1:CA:1241:G:N3	2.04	0.55
25:BA:1061:U:C6	33:BK:9:LYS:HD3	2.42	0.55
16:CM:19:LEU:N	16:CM:19:LEU:HD13	2.22	0.55
44:DX:31:HIS:CD2	44:DX:33:LYS:H	2.24	0.55
31:BH:123:PHE:N	31:BH:123:PHE:CD1	2.66	0.55
53:B6:36:LEU:HD13	53:B6:50:ARG:NH1	2.22	0.55
1:CA:625:G:H2'	1:CA:626:U:C6	2.42	0.55
34:DN:143:LEU:C	34:DN:144:LYS:HD2	2.27	0.55
30:BG:76:SER:HB3	30:BG:83:ARG:HA	1.89	0.55
4:CY:252:GLY:HA2	25:DA:2585:U:C5	2.42	0.55
6:AC:73:PRO:O	6:AC:76:VAL:HG22	2.07	0.55
25:DA:1076:C:H2'	25:DA:1077:A:H4'	1.89	0.55
1:AA:719:C:O2'	21:AR:49:LYS:HB3	2.06	0.55
30:DG:174:GLU:HG2	30:DG:180:PHE:CD1	2.42	0.55
25:BA:185:U:H4'	25:BA:218:A:H4'	1.89	0.55
39:BS:89:ARG:HD2	39:BS:94:TYR:H	1.71	0.55
3:AW:56:C:O2	30:BG:78:SER:HB3	2.06	0.55
25:BA:311:A:C6	25:BA:328:U:C4	2.95	0.55
45:BY:68:HIS:ND1	45:BY:70:SER:HB3	2.21	0.55
7:CD:146:ILE:H	7:CD:146:ILE:HD12	1.71	0.55
25:DA:1003:G:N2	25:DA:1153:C:C2	2.75	0.54
34:DN:95:TYR:CE2	34:DN:113:MET:HG3	2.42	0.54
35:BO:88:ASN:HB3	35:BO:92:GLU:O	2.07	0.54
13:AJ:9:ARG:HH21	13:AJ:95:GLU:HG2	1.72	0.54
14:AK:57:THR:HG23	14:AK:58:PRO:HD2	1.89	0.54
25:DA:380:U:H2'	25:DA:381:G:H8	1.72	0.54
1:CA:397:A:H5'	1:CA:398:C:OP1	2.07	0.54
7:AD:110:PHE:N	7:AD:110:PHE:HD1	2.04	0.54
1:AA:475:G:H2'	1:AA:476:G:C8	2.42	0.54
12:CI:74:ILE:H	12:CI:74:ILE:HD12	1.72	0.54
28:DE:120:TRP:CD2	28:DE:155:LYS:HD3	2.42	0.54
4:AY:32:ILE:HG12	4:AY:75:PHE:CE1	2.42	0.54

*Continued on next page...*



*Continued from previous page...*

Atom-1	Atom-2	Distance(Å)	Clash(Å)
33:DK:88:ALA:HB1	33:DK:94:GLU:HG3	1.88	0.54
26:DB:75:G:H22	46:DZ:73:GLN:HE21	1.55	0.54
29:DF:53:THR:C	29:DF:55:GLY:H	2.11	0.54
1:AA:1051:C:H2'	1:AA:1052:U:C6	2.42	0.54
10:AG:12:LEU:HD23	10:AG:12:LEU:H	1.72	0.54
27:BD:118:VAL:HG22	27:BD:119:ALA:H	1.72	0.54
25:BA:1021:A:C3'	25:BA:1021:A:C8	2.90	0.54
26:BB:81:G:H5'	26:BB:82:G:OP2	2.07	0.54
26:BB:87:G:H21	26:BB:89(A):G:H8	1.55	0.54
25:BA:389:G:N1	36:BP:71:VAL:HG23	2.22	0.54
25:DA:744:G:OP1	28:DE:132:HIS:HB3	2.07	0.54
1:AA:1190:G:OP1	6:AC:5:ILE:HG23	2.06	0.54
25:BA:481:G:C4	25:BA:507:A:C2	2.96	0.54
5:CB:25:ASN:O	5:CB:28:PHE:HB3	2.07	0.54
39:DS:25:ARG:CG	39:DS:88:ASP:HB2	2.37	0.54
44:BX:63:LYS:HD2	44:BX:72:LYS:HA	1.88	0.54
20:CQ:56:VAL:HG23	20:CQ:81:ARG:HG3	1.87	0.54
25:BA:1587:A:H2'	25:BA:1588:C:H6	1.71	0.54
52:D5:40:LYS:CE	52:D5:46:CYS:HB3	2.37	0.54
16:CM:84:ILE:HG13	22:CS:74:PHE:HE1	1.72	0.54
1:CA:475:G:H2'	1:CA:476:G:C8	2.42	0.54
12:AI:71:SER:HA	12:AI:74:ILE:HD13	1.89	0.54
1:CA:859:A:H2'	1:CA:860:A:O4'	2.07	0.54
12:CI:29:ASN:OD1	12:CI:64:THR:HA	2.07	0.54
27:DD:125:ILE:O	27:DD:125:ILE:HG22	2.07	0.54
1:AA:340:U:H2'	1:AA:341:C:C6	2.41	0.54
48:D1:13:ILE:HD11	48:D1:15:ALA:CB	2.38	0.54
36:BP:15:ARG:CG	36:BP:16:ARG:H	2.20	0.54
25:BA:1142:A:H4'	34:BN:48:ARG:HH22	1.71	0.54
4:AY:101:LYS:HB2	4:AY:102:PRO:HD3	1.88	0.54
26:DB:81:G:C6	26:DB:82:G:C5	2.96	0.54
25:DA:2190:G:H2'	25:DA:2191:G:C8	2.32	0.54
8:AE:101:ILE:CD1	8:AE:119:LEU:HD23	2.36	0.54
25:DA:2346:A:H5''	25:DA:2383:G:C1'	2.37	0.54
32:DI:83:ALA:HA	32:DI:89:TYR:CE1	2.41	0.54
29:BF:6:MET:HG2	29:BF:7:TYR:CD1	2.42	0.54
29:DF:6:MET:HG2	29:DF:7:TYR:CD1	2.42	0.54
40:BT:105:LEU:HB3	40:BT:110:ILE:CD1	2.36	0.54
25:BA:1270:C:H5''	25:BA:1271:G:H5'	1.89	0.54
19:CP:67:THR:HG22	19:CP:68:ASP:H	1.72	0.54
6:AC:122:GLU:HG3	6:AC:126:ARG:NH2	2.23	0.54
53:D6:36:LEU:HD13	53:D6:50:ARG:NH1	2.22	0.54

*Continued on next page...*



*Continued from previous page...*

Atom-1	Atom-2	Distance(Å)	Clash(Å)
30:DG:71:THR:HG22	30:DG:89:GLY:C	2.27	0.54
4:AY:365:LYS:HB3	4:AY:369:ARG:NH1	2.21	0.54
25:DA:2850:A:OP2	25:DA:2866:U:C5	2.60	0.54
25:BA:1786:A:H4'	25:BA:1787:A:OP2	2.07	0.54
32:DI:15:VAL:HG12	32:DI:16:GLY:N	2.23	0.54
13:AJ:56:HIS:O	13:AJ:58:ASP:N	2.39	0.54
1:CA:1123:A:H4'	13:CJ:36:GLY:HA3	1.88	0.54
1:CA:908:A:H2'	1:CA:909:A:C8	2.42	0.54
25:DA:444:C:H4'	29:DF:49:ALA:HB2	1.89	0.54
46:DZ:43:GLU:O	46:DZ:47:VAL:HG23	2.08	0.54
25:DA:524:U:H4'	25:DA:555:U:H4'	1.90	0.54
38:DR:7:GLY:O	38:DR:8:ARG:HB2	2.07	0.54
1:AA:1440(F):C:H2'	1:AA:1440(G):C:C6	2.42	0.54
41:DU:95:LEU:O	41:DU:98:LEU:HG	2.07	0.54
44:DX:50:LYS:H	44:DX:87:GLN:HE22	1.54	0.54
25:DA:1434:A:H61	25:DA:1558:A:N6	2.05	0.54
47:B0:23:VAL:HB	47:B0:26:TYR:HE2	1.71	0.54
48:B1:45:ASN:HD21	48:B1:47:GLN:HE21	1.53	0.54
29:BF:6:MET:HG2	29:BF:7:TYR:HD1	1.72	0.54
40:DT:105:LEU:HB3	40:DT:110:ILE:CD1	2.37	0.54
1:AA:1124:G:H5''	13:AJ:35:SER:HB2	1.89	0.54
5:CB:25:ASN:HB3	5:CB:192:SER:O	2.08	0.54
5:CB:55:PHE:HE1	5:CB:218:ALA:HA	1.72	0.54
25:DA:2476:A:H2	25:DA:2477:C:C5	2.26	0.54
25:DA:2262:U:H4'	25:DA:2328:A:C2	2.42	0.54
25:BA:1651:G:H5'	38:BR:39:PRO:HG2	1.89	0.54
21:AR:53:ARG:HD2	21:AR:63:GLN:HB2	1.87	0.54
25:BA:2850:A:OP2	25:BA:2866:U:C5	2.61	0.54
4:CY:190:TYR:CD1	4:CY:225:PRO:HD3	2.42	0.54
5:AB:177:ALA:HB1	5:AB:182:ILE:HB	1.89	0.54
45:DY:30:VAL:HG22	45:DY:37:VAL:HG12	1.89	0.54
44:BX:27:THR:HB	44:BX:80:ILE:HG22	1.90	0.54
7:AD:189:PRO:HB2	7:AD:194:LEU:HD21	1.89	0.54
25:DA:185:U:H4'	25:DA:218:A:H4'	1.89	0.54
26:BB:63:G:H2'	26:BB:64:C:C6	2.42	0.54
44:BX:41:ASN:HD22	44:BX:41:ASN:N	2.06	0.54
6:CC:76:VAL:HG21	6:CC:103:VAL:HG11	1.88	0.54
33:DK:6:ALA:HB3	33:DK:59:ILE:HD12	1.90	0.54
25:DA:1946:U:H2'	25:DA:1947:C:C6	2.42	0.54
35:DO:88:ASN:HB3	35:DO:92:GLU:O	2.07	0.54
13:CJ:9:ARG:HH21	13:CJ:95:GLU:HG2	1.72	0.54
1:AA:735:C:H2'	1:AA:736:C:H6	1.70	0.54

*Continued on next page...*



*Continued from previous page...*

Atom-1	Atom-2	Distance(Å)	Clash(Å)
6:AC:36:ASP:OD1	6:AC:57:ILE:HG13	2.07	0.54
27:BD:25:THR:HG21	27:BD:82:ILE:H	1.72	0.54
1:AA:458(A):G:H3'	1:AA:458(B):A:H5''	1.89	0.54
5:AB:55:PHE:HE1	5:AB:218:ALA:HA	1.72	0.54
25:BA:1406:U:H2'	25:BA:1407:C:C6	2.43	0.54
40:BT:57:PHE:O	40:BT:59:THR:N	2.40	0.54
39:BS:38:GLN:HB3	39:BS:47:THR:HG23	1.88	0.54
1:AA:1269:A:H5'	24:AU:19:GLY:HA2	1.88	0.54
33:BK:10:LEU:HD12	33:BK:23:VAL:HG22	1.90	0.54
1:AA:1298:C:C5	10:AG:114:ARG:HD3	2.43	0.54
25:BA:830:G:H4'	25:BA:831:G:OP2	2.06	0.54
25:DA:1443:G:O2'	25:DA:1444:G:H5'	2.07	0.54
31:BH:154:PRO:HB3	31:BH:163:TYR:CZ	2.43	0.54
11:AH:50:ARG:HD2	11:AH:50:ARG:H	1.72	0.54
25:DA:2315:G:H2'	25:DA:2316:C:C6	2.41	0.54
15:AL:69:ILE:HA	15:AL:99:ILE:HG22	1.89	0.54
26:DB:81:G:H5'	26:DB:82:G:OP2	2.08	0.54
32:BI:79:ILE:HG13	32:BI:144:VAL:HG22	1.88	0.54
1:CA:979:C:H3'	1:CA:980:C:C5'	2.37	0.54
1:CA:735:C:H2'	1:CA:736:C:H6	1.72	0.54
47:D0:70:GLN:NE2	47:D0:72:ARG:HD3	2.23	0.54
28:DE:37:ARG:HA	28:DE:42:ASP:OD2	2.07	0.54
25:DA:480:A:OP2	45:DY:46:LYS:HE2	2.07	0.54
46:DZ:82:ARG:HH11	46:DZ:82:ARG:HB3	1.71	0.54
25:DA:1406:U:H2'	25:DA:1407:C:C6	2.43	0.54
27:BD:175:LEU:HD12	27:BD:185:VAL:HG21	1.88	0.54
22:AS:6:LYS:HD2	22:AS:7:LYS:H	1.72	0.54
4:AY:227:VAL:HB	4:AY:304:ARG:HH12	1.72	0.54
15:CL:116:ARG:HB3	15:CL:121:THR:HB	1.89	0.54
25:DA:1506(G):U:H2'	25:DA:1506(H):C:H6	1.72	0.54
25:BA:2637:U:H5''	28:BE:82:ARG:HH21	1.73	0.54
1:CA:1342:C:H1'	12:CI:124:GLN:HE22	1.72	0.54
30:BG:36:LYS:HB3	30:BG:160:VAL:HB	1.90	0.54
41:DU:44:ASN:N	41:DU:44:ASN:HD22	2.06	0.54
25:BA:315:G:H2'	25:BA:316:C:C6	2.41	0.54
25:DA:204:A:OP1	25:DA:204:A:H8	1.90	0.54
41:BU:91:ASP:O	41:BU:92:ARG:C	2.46	0.54
25:DA:1542:G:H4'	25:DA:1543:A:O4'	2.07	0.54
4:AY:357:LEU:O	4:AY:362:LEU:HD23	2.07	0.54
35:DO:90:GLN:O	35:DO:91:LEU:HB2	2.06	0.54
25:DA:2723:C:H4'	38:DR:2:ARG:NH1	2.21	0.54
7:AD:15:GLU:HG2	7:AD:63:LYS:CG	2.37	0.54

*Continued on next page...*



*Continued from previous page...*

Atom-1	Atom-2	Distance(Å)	Clash(Å)
27:DD:102:LYS:C	27:DD:103:ARG:HG2	2.28	0.54
25:DA:2309:A:OP1	25:DA:2309:A:H8	1.90	0.54
25:DA:850:C:H5'	50:D3:17:LYS:NZ	2.22	0.54
25:BA:322:A:OP2	29:BF:169:ASN:HB2	2.07	0.54
46:DZ:4:ARG:NH1	46:DZ:60:GLU:HG3	2.21	0.54
6:CC:36:ASP:OD1	6:CC:57:ILE:HG13	2.07	0.54
1:CA:1104:G:C5'	5:CB:111:ARG:HD2	2.37	0.54
31:BH:13:LYS:HZ2	31:BH:14:GLY:HA2	1.73	0.54
16:AM:84:ILE:HG13	22:AS:74:PHE:HE1	1.73	0.54
25:DA:1813:G:H1'	27:DD:50:THR:OG1	2.07	0.54
25:BA:2311:A:C2	30:BG:82:LEU:HD21	2.43	0.54
29:DF:45:ARG:HG2	29:DF:45:ARG:NH1	2.23	0.54
25:DA:184:C:H2'	25:DA:185:U:C6	2.43	0.54
31:BH:103:LEU:HD23	31:BH:104:GLU:N	2.23	0.54
30:BG:124:SER:HB2	30:BG:131:TYR:CE1	2.42	0.54
1:CA:323:U:O3'	23:CT:22:ARG:HG2	2.08	0.54
25:DA:498:G:O2'	45:DY:47:LYS:HD3	2.07	0.54
45:DY:47:LYS:HA	45:DY:60:PHE:CD2	2.43	0.54
25:BA:296:C:O2'	25:BA:297:C:H5'	2.07	0.54
25:BA:1932:A:H2'	25:BA:1933:G:O4'	2.07	0.54
25:BA:1104:C:H2'	25:BA:1105:U:C6	2.42	0.54
15:CL:26:LEU:HD13	15:CL:27:LYS:H	1.72	0.54
25:DA:1273:U:H5'	25:DA:1274:A:OP1	2.07	0.54
38:BR:84:ALA:HB3	38:BR:85:PRO:HD3	1.89	0.54
25:DA:1832:C:N4	25:DA:1833:U:C4	2.76	0.54
18:CO:5:LYS:N	18:CO:5:LYS:HD3	2.23	0.54
1:CA:783:C:H2'	1:CA:784:C:H6	1.73	0.54
48:B1:12:PRO:O	48:B1:14:VAL:HG23	2.08	0.54
49:D2:53:LEU:O	49:D2:57:ILE:HG13	2.07	0.54
17:AN:15:LYS:HD2	17:AN:16:PHE:CE2	2.43	0.54
22:CS:16:LEU:HD12	22:CS:16:LEU:H	1.73	0.54
36:BP:112:LEU:CD2	36:BP:114:ILE:HG13	2.37	0.54
28:BE:132:HIS:CG	28:BE:135:HIS:NE2	2.76	0.54
31:DH:101:ARG:HD2	31:DH:102:ALA:N	2.22	0.54
21:AR:56:THR:O	21:AR:58:LEU:HD12	2.08	0.54
25:DA:1173:A:H2'	25:DA:1173:A:N3	2.22	0.54
25:BA:2630:G:H1'	25:BA:2894:G:C1'	2.37	0.54
1:CA:1190:G:OP1	6:CC:5:ILE:HG23	2.07	0.54
28:DE:36:ARG:HH11	28:DE:85:ASN:ND2	2.06	0.54
46:BZ:144:LEU:HD21	46:BZ:150:LEU:HD21	1.88	0.54
3:AW:23:C:H2'	3:AW:24:U:C6	2.43	0.54
30:BG:88:ILE:HD12	30:BG:89:GLY:H	1.73	0.54

*Continued on next page...*



*Continued from previous page...*

Atom-1	Atom-2	Distance(Å)	Clash(Å)
13:CJ:32:ALA:H	13:CJ:78:ASN:ND2	2.05	0.54
26:BB:7:G:H4'	39:BS:29:PHE:CG	2.41	0.54
25:DA:2400:G:H2'	25:DA:2401:U:C6	2.42	0.54
25:BA:993:G:OP1	41:BU:50:ARG:NH2	2.41	0.54
30:DG:124:SER:HB2	30:DG:131:TYR:CE1	2.42	0.54
25:DA:1647:G:H3'	25:DA:1647:G:OP2	2.07	0.54
25:BA:591:C:O2	55:B8:2:PRO:HA	2.07	0.54
25:BA:1141(A):U:H6	25:BA:1141(A):U:H3'	1.73	0.54
1:AA:1429:C:H2'	1:AA:1430:C:H6	1.72	0.54
1:AA:1101:A:H1'	1:AA:1102:A:OP2	2.07	0.54
25:DA:832:G:OP1	36:DP:40:SER:HB3	2.08	0.54
49:B2:53:LEU:O	49:B2:57:ILE:HG13	2.08	0.54
7:AD:63:LYS:O	7:AD:67:ILE:HG13	2.08	0.54
6:AC:68:VAL:HG12	6:AC:70:VAL:HG23	1.89	0.54
32:BI:88:ILE:HD12	32:BI:120:ILE:O	2.08	0.54
29:DF:184:TYR:CD2	29:DF:188:ARG:HD2	2.43	0.54
5:AB:17:PHE:H	5:AB:17:PHE:HD2	1.54	0.54
28:BE:37:ARG:HA	28:BE:42:ASP:OD2	2.07	0.54
25:DA:1657:C:H2'	25:DA:1658:C:C6	2.43	0.54
34:BN:160:LYS:HZ2	34:BN:160:LYS:HB3	1.71	0.54
28:DE:201:THR:CG2	28:DE:202:LYS:N	2.71	0.54
25:DA:2392:A:C8	36:DP:60:MET:HG2	2.43	0.54
1:CA:820:U:H4'	1:CA:821:G:OP2	2.08	0.54
13:CJ:38:ILE:HD12	13:CJ:71:LEU:HD23	1.88	0.54
1:AA:820:U:H4'	1:AA:821:G:OP2	2.07	0.54
22:CS:40:ILE:HB	22:CS:67:VAL:O	2.08	0.54
4:CY:110:LYS:HB3	4:CY:110:LYS:HZ3	1.73	0.54
12:CI:11:LYS:C	12:CI:13:ALA:H	2.10	0.54
1:CA:458(A):G:H3'	1:CA:458(B):A:H5''	1.89	0.54
25:BA:1076:C:H2'	25:BA:1077:A:H4'	1.88	0.54
27:DD:25:THR:HG22	27:DD:82:ILE:O	2.08	0.54
27:DD:130:ALA:HA	27:DD:192:THR:HA	1.89	0.54
25:BA:1813:G:H1'	27:BD:50:THR:OG1	2.08	0.54
30:DG:97:ASP:O	30:DG:101:ILE:HG23	2.08	0.54
26:DB:7:G:H5''	39:DS:29:PHE:CD2	2.42	0.54
25:BA:2278:A:OP1	37:BQ:10:ARG:HD3	2.08	0.54
25:BA:2400:G:H2'	25:BA:2401:U:C6	2.43	0.54
25:BA:721:C:H2'	25:BA:722:A:H8	1.72	0.54
32:DI:8:PRO:HD3	32:DI:15:VAL:HG23	1.90	0.54
9:CF:3:ARG:HB3	9:CF:93:SER:HB2	1.89	0.54
1:CA:1440(F):C:H2'	1:CA:1440(G):C:C6	2.43	0.54
4:AY:230:GLU:O	4:AY:230:GLU:HG2	2.07	0.54

*Continued on next page...*



*Continued from previous page...*

Atom-1	Atom-2	Distance(Å)	Clash(Å)
4:CY:115:TYR:OH	4:CY:359:TRP:HA	2.08	0.54
25:DA:451:C:H4'	29:DF:52:LYS:NZ	2.22	0.54
33:DK:27:LEU:HD13	33:DK:32:ALA:HB3	1.89	0.54
25:DA:1464:C:H2'	25:DA:1465:G:H8	1.73	0.54
25:BA:27:G:N2	25:BA:512:G:H1'	2.23	0.54
49:D2:16:LEU:HB2	49:D2:20:GLU:HG2	1.90	0.54
33:BK:86:LYS:HD3	33:BK:87:GLY:N	2.23	0.54
25:DA:747:U:O2	25:DA:2014:A:H1'	2.08	0.54
36:BP:16:ARG:CZ	36:BP:18:ARG:HB2	2.38	0.54
25:DA:1021:A:N6	25:DA:1141:U:H3	2.05	0.54
55:B8:52:LYS:CE	55:B8:52:LYS:HA	2.25	0.54
1:AA:509:A:C2	1:AA:510:A:C2	2.96	0.54
1:CA:1305:G:H5'	24:CU:4:GLY:HA3	1.90	0.54
25:BA:1173:A:N3	25:BA:1173:A:H2'	2.22	0.54
25:DA:528:A:H2	25:DA:2043:C:C5'	2.21	0.54
46:BZ:82:ARG:HH11	46:BZ:82:ARG:HB3	1.71	0.54
45:DY:29:GLU:HB3	45:DY:38:ILE:CG1	2.38	0.54
52:B5:40:LYS:CE	52:B5:46:CYS:HB3	2.38	0.54
25:DA:2278:A:OP1	37:DQ:10:ARG:HD3	2.08	0.54
33:DK:75:SER:O	33:DK:79:ARG:HG2	2.08	0.54
55:D8:50:LEU:HB2	55:D8:54:GLU:CG	2.38	0.54
46:BZ:9:TYR:OH	46:BZ:61:LEU:HD13	2.08	0.54
35:BO:102:VAL:HB	35:BO:106:LEU:HD12	1.90	0.54
25:DA:510:C:H2'	25:DA:511:U:O4'	2.07	0.54
15:AL:26:LEU:HD13	15:AL:27:LYS:H	1.72	0.54
36:BP:98:GLU:O	36:BP:101:VAL:HG12	2.08	0.54
45:DY:42:VAL:HG12	45:DY:65:ALA:HB3	1.89	0.54
1:CA:637:G:H2'	1:CA:638:G:H8	1.73	0.54
25:DA:1083:U:O2'	25:DA:1084:A:C8	2.61	0.54
25:DA:2756:U:H4'	25:DA:2757:A:OP1	2.06	0.54
48:B1:56:GLN:NE2	48:B1:87:PRO:HB3	2.23	0.54
30:BG:13:GLU:O	30:BG:14:GLU:HB2	2.07	0.54
48:B1:46:LEU:HA	48:B1:63:ALA:HA	1.90	0.54
27:BD:125:ILE:O	27:BD:125:ILE:HG22	2.08	0.54
9:CF:19:LEU:O	9:CF:23:LYS:HG3	2.08	0.54
25:BA:2645:G:C3'	25:BA:2646:C:H5'	2.38	0.54
44:BX:50:LYS:H	44:BX:87:GLN:NE2	2.05	0.53
13:CJ:5:ARG:O	13:CJ:98:ILE:HA	2.08	0.53
26:BB:82:G:H2'	26:BB:83:G:H8	1.71	0.53
1:AA:1330:U:O4	1:AA:1331:G:C2	2.61	0.53
1:CA:1216:G:OP1	17:CN:2:ALA:HA	2.07	0.53
25:DA:1468(J):G:HO2'	25:DA:1558:A:H2	1.56	0.53

*Continued on next page...*



*Continued from previous page...*

Atom-1	Atom-2	Distance(Å)	Clash(Å)
5:AB:25:ASN:O	5:AB:28:PHE:HB3	2.08	0.53
25:DA:2287:A:N1	25:DA:2346:A:C2	2.76	0.53
1:AA:368:U:C4	32:DI:89:TYR:HB3	2.42	0.53
33:BK:129:GLY:C	33:BK:131:ALA:H	2.11	0.53
54:D7:8:ASN:ND2	54:D7:8:ASN:C	2.57	0.53
30:BG:97:ASP:O	30:BG:101:ILE:HG23	2.07	0.53
46:BZ:97:GLU:HB3	46:BZ:125:LEU:HD21	1.90	0.53
37:DQ:27:VAL:H	37:DQ:134:ARG:NH1	2.06	0.53
7:AD:146:ILE:HD12	7:AD:146:ILE:N	2.23	0.53
25:DA:1466:G:H2'	25:DA:1547:C:H41	1.72	0.53
9:CF:23:LYS:O	9:CF:27:GLN:HG2	2.08	0.53
1:CA:334:C:H2'	1:CA:335:C:H6	1.74	0.53
47:B0:27:GLU:HB2	47:B0:69:PHE:HD1	1.73	0.53
25:DA:1430:C:H2'	25:DA:1431:U:C6	2.43	0.53
1:CA:719:C:O2'	21:CR:49:LYS:HB3	2.08	0.53
42:BV:24:LYS:HA	42:BV:92:THR:HG23	1.89	0.53
5:CB:177:ALA:HB1	5:CB:182:ILE:HB	1.90	0.53
25:DA:2012:G:H4'	43:DW:96:ILE:HD11	1.89	0.53
1:CA:1051:C:H2'	1:CA:1052:U:C6	2.42	0.53
17:CN:7:ILE:HG13	17:CN:8:GLU:N	2.22	0.53
1:AA:620:C:H2'	1:AA:621:A:O4'	2.08	0.53
15:CL:110:LYS:O	15:CL:111:ASP:HB2	2.08	0.53
4:AY:54:ASP:HB3	4:AY:57:ALA:HB3	1.90	0.53
29:DF:164:ARG:HG3	29:DF:175:THR:OG1	2.07	0.53
36:BP:23:PRO:HB2	36:BP:33:ARG:NE	2.23	0.53
15:AL:82:VAL:CG2	15:AL:106:ALA:HB2	2.36	0.53
25:BA:943:U:OP2	36:BP:38:GLN:CD	2.47	0.53
50:D3:8:LEU:HA	50:D3:54:VAL:HG12	1.91	0.53
55:B8:34:TRP:HD1	55:B8:35:GLN:H	1.55	0.53
8:CE:75:THR:HG23	8:CE:76:ILE:N	2.22	0.53
22:CS:16:LEU:HA	22:CS:19:VAL:CG1	2.37	0.53
25:BA:1275:A:C4	38:BR:16:HIS:CE1	2.96	0.53
11:AH:13:ILE:O	11:AH:17:THR:HG23	2.08	0.53
43:BW:12:ILE:HD13	43:BW:17:VAL:HG12	1.90	0.53
45:BY:14:LEU:HD23	45:BY:15:VAL:C	2.28	0.53
41:DU:24:TYR:HB2	41:DU:29:SER:HB3	1.89	0.53
1:CA:7:G:H5'	1:CA:298:A:O4'	2.08	0.53
27:BD:25:THR:HG21	27:BD:81:ALA:HA	1.89	0.53
29:DF:65:TRP:CZ2	29:DF:75:HIS:HD2	2.26	0.53
1:AA:1152:A:H2'	1:AA:1153:C:C6	2.40	0.53
52:D5:40:LYS:NZ	52:D5:46:CYS:H	2.06	0.53
7:AD:176:LEU:O	7:AD:177:ASP:HB3	2.08	0.53

*Continued on next page...*



*Continued from previous page...*

Atom-1	Atom-2	Distance(Å)	Clash(Å)
28:BE:51:PHE:CD1	28:BE:52:LEU:HG	2.43	0.53
25:DA:2261:C:C6	47:D0:16:SER:HB3	2.43	0.53
29:BF:45:ARG:HG2	29:BF:45:ARG:NH1	2.23	0.53
5:AB:178:ARG:HH21	11:AH:74:PRO:HG3	1.73	0.53
15:AL:46:LYS:HB3	15:AL:47:PRO:HD3	1.88	0.53
4:AY:246:ARG:HA	4:AY:259:ASP:HA	1.89	0.53
7:CD:64:LEU:HD23	7:CD:75:PHE:HZ	1.74	0.53
27:BD:67:PHE:HE2	27:BD:106:ILE:HD11	1.71	0.53
1:AA:1073:U:H2'	1:AA:1074:G:H8	1.73	0.53
42:DV:6:LYS:O	42:DV:37:VAL:HG21	2.07	0.53
43:BW:46:PHE:O	43:BW:50:VAL:HG12	2.08	0.53
47:D0:27:GLU:HB2	47:D0:69:PHE:HD1	1.73	0.53
30:DG:13:GLU:O	30:DG:14:GLU:HB2	2.08	0.53
4:AY:325:ARG:NH1	4:AY:362:LEU:HD11	2.24	0.53
27:DD:94:LEU:HB2	27:DD:104:TYR:CE1	2.43	0.53
4:AY:77:SER:HB2	4:AY:110:LYS:HZ1	1.73	0.53
36:BP:17:LYS:HG2	36:BP:19:VAL:CG2	2.37	0.53
11:AH:8:ASP:O	11:AH:12:ARG:HG2	2.08	0.53
28:BE:117:MET:CE	28:BE:136:ARG:HA	2.39	0.53
1:AA:397:A:H5'	1:AA:398:C:OP1	2.07	0.53
4:CY:46:LEU:HD22	33:DK:25:PRO:HG3	1.89	0.53
25:BA:2517:C:C2	25:BA:2542:A:N1	2.77	0.53
4:CY:252:GLY:O	4:CY:255:VAL:HG12	2.08	0.53
25:BA:2602:A:H4'	25:BA:2603:G:C5'	2.39	0.53
25:BA:1907:G:H2'	25:BA:1908:C:H6	1.71	0.53
35:DO:101:PRO:O	35:DO:102:VAL:HG13	2.08	0.53
38:DR:8:ARG:HD3	38:DR:9:LYS:N	2.22	0.53
4:CY:224:ILE:HG13	4:CY:225:PRO:HD2	1.89	0.53
25:DA:2693:A:H2'	25:DA:2694:G:H8	1.72	0.53
25:DA:979:G:H3'	25:DA:980:A:C5'	2.38	0.53
25:DA:1448:G:H2'	25:DA:1448(A):A:C8	2.43	0.53
25:BA:2315:G:H2'	25:BA:2316:C:C6	2.43	0.53
1:AA:1268:A:H4'	24:AU:20:LYS:HA	1.90	0.53
7:AD:65:ARG:HG3	7:AD:70:ILE:HG22	1.89	0.53
27:DD:166:GLN:CA	27:DD:166:GLN:HE21	2.21	0.53
25:BA:2359:C:H2'	25:BA:2360:A:O4'	2.08	0.53
30:DG:36:LYS:HB3	30:DG:160:VAL:HB	1.90	0.53
25:BA:1899:G:O2'	25:BA:1900:A:H5''	2.08	0.53
48:D1:13:ILE:HD11	48:D1:15:ALA:HB2	1.89	0.53
44:DX:50:LYS:H	44:DX:87:GLN:NE2	2.07	0.53
1:AA:1125:U:H3'	1:AA:1126:U:C5	2.42	0.53
7:AD:30:LYS:C	7:AD:32:ALA:N	2.62	0.53

*Continued on next page...*



*Continued from previous page...*

Atom-1	Atom-2	Distance(Å)	Clash(Å)
45:BY:81:LYS:NZ	45:BY:98:VAL:HG12	2.23	0.53
25:BA:396:G:O4'	48:B1:18:ILE:HD12	2.08	0.53
5:CB:204:ASN:HD21	5:CB:207:ALA:N	2.05	0.53
36:BP:114:ILE:HD13	36:BP:125:VAL:HG21	1.91	0.53
43:DW:6:ILE:HG12	43:DW:104:THR:HG23	1.89	0.53
7:CD:30:LYS:HE3	7:CD:35:ARG:CZ	2.39	0.53
26:BB:11:C:H2'	26:BB:12:C:C5	2.44	0.53
39:BS:27:SER:HA	39:BS:88:ASP:HB3	1.89	0.53
6:AC:195:VAL:O	6:AC:196:LEU:HB2	2.09	0.53
25:DA:1980:G:O2'	25:DA:1982:C:OP2	2.23	0.53
1:AA:1172:C:H2'	1:AA:1173:G:C8	2.39	0.53
12:AI:11:LYS:C	12:AI:13:ALA:H	2.11	0.53
4:AY:77:SER:HB2	4:AY:110:LYS:NZ	2.24	0.53
27:DD:27:THR:HG21	27:DD:83:GLU:HG2	1.89	0.53
25:BA:285:C:H2'	25:BA:286:C:C6	2.43	0.53
27:DD:145:VAL:HG12	27:DD:146:GLU:O	2.09	0.53
37:BQ:27:VAL:H	37:BQ:134:ARG:NH1	2.05	0.53
11:AH:86:ILE:HG21	11:AH:133:LEU:HD13	1.90	0.53
25:BA:2261:C:C5	47:B0:16:SER:HB3	2.44	0.53
4:CY:229:GLU:HG3	4:CY:230:GLU:N	2.24	0.53
1:CA:1429:C:H2'	1:CA:1430:C:H6	1.72	0.53
34:BN:122:LEU:O	34:BN:126:VAL:HG22	2.08	0.53
9:CF:100:ASN:OD1	21:CR:23:LYS:HG2	2.08	0.53
25:BA:2855:C:H2'	25:BA:2856:C:H6	1.74	0.53
42:DV:72:VAL:HG23	42:DV:85:LYS:HB2	1.89	0.53
46:BZ:48:PHE:HE2	46:BZ:71:VAL:HG21	1.73	0.53
28:BE:94:GLU:OE2	28:BE:177:PRO:HB3	2.08	0.53
4:AY:243:ASP:HB2	4:AY:263:ARG:HB3	1.89	0.53
25:BA:1055:G:H2'	25:BA:1056:G:O4'	2.09	0.53
27:BD:30:GLU:HG3	27:BD:63:ARG:CZ	2.39	0.53
52:D5:4:HIS:CB	52:D5:5:PRO:CD	2.83	0.53
4:CY:357:LEU:O	4:CY:362:LEU:HD23	2.09	0.53
2:AV:19:U:O4	4:AY:140:THR:HG22	2.07	0.53
50:B3:8:LEU:HA	50:B3:54:VAL:HG12	1.90	0.53
6:AC:16:ARG:NH1	6:AC:16:ARG:HB2	2.24	0.53
32:BI:88:ILE:HG12	32:BI:144:VAL:HG11	1.91	0.53
38:DR:11:ASN:OD1	38:DR:12:ARG:N	2.40	0.53
4:CY:201:ARG:HB2	4:CY:323:GLN:HG2	1.90	0.53
36:DP:112:LEU:CD2	36:DP:114:ILE:HG13	2.38	0.53
26:DB:11:C:O2'	26:DB:12:C:O5'	2.27	0.53
32:DI:112:LYS:N	32:DI:112:LYS:HD2	2.22	0.53
25:DA:1060:U:H4'	25:DA:1061:U:O5'	2.07	0.53

*Continued on next page...*



*Continued from previous page...*

Atom-1	Atom-2	Distance(Å)	Clash(Å)
37:DQ:75:THR:HG22	37:DQ:88:GLY:HA3	1.90	0.53
20:AQ:56:VAL:HG23	20:AQ:81:ARG:HG3	1.89	0.53
25:DA:1651:G:H5'	38:DR:39:PRO:HG2	1.89	0.53
4:AY:365:LYS:HB3	4:AY:369:ARG:HH12	1.72	0.53
26:DB:13:A:O2'	26:DB:14:U:H3'	2.09	0.53
21:AR:66:LEU:O	21:AR:70:ILE:HG12	2.09	0.53
36:DP:101:VAL:HA	36:DP:105:LEU:O	2.08	0.53
25:DA:1055:G:H2'	25:DA:1056:G:O4'	2.08	0.53
41:BU:47:TYR:HA	41:BU:50:ARG:NH2	2.24	0.53
36:BP:101:VAL:HA	36:BP:105:LEU:O	2.08	0.53
25:BA:1081:U:P	33:BK:125:ARG:HH21	2.31	0.53
4:CY:243:ASP:HB2	4:CY:263:ARG:HB3	1.89	0.53
1:CA:168:G:H2'	1:CA:169:C:H5''	1.91	0.53
44:DX:27:THR:HB	44:DX:80:ILE:HG22	1.91	0.53
41:BU:44:ASN:HD22	41:BU:44:ASN:N	2.06	0.53
1:AA:1255:G:O2'	1:AA:1258:G:H1'	2.08	0.53
3:CW:20:U:H3'	3:CW:21:A:H5'	1.90	0.53
1:AA:908:A:H2'	1:AA:909:A:C8	2.43	0.53
25:BA:2686:G:C2	25:BA:2724:C:O2	2.62	0.53
13:AJ:5:ARG:O	13:AJ:98:ILE:HA	2.09	0.53
25:BA:2723:C:H4'	38:BR:2:ARG:HH12	1.72	0.53
38:BR:2:ARG:HD3	38:BR:5:LYS:HE2	1.90	0.53
1:AA:1306:A:H1'	1:AA:1332:A:C2	2.44	0.53
1:CA:509:A:C2	1:CA:510:A:C2	2.97	0.53
1:CA:1330:U:O4	1:CA:1331:G:C2	2.61	0.53
5:AB:28:PHE:HD2	5:AB:194:PRO:HD3	1.74	0.53
47:B0:37:LEU:HD21	47:B0:61:ALA:HB2	1.91	0.53
22:AS:18:LYS:O	22:AS:22:LEU:HD23	2.09	0.53
25:BA:2287:A:N6	25:BA:2344:U:H3	2.00	0.53
27:BD:129:ASN:O	27:BD:193:VAL:HG12	2.09	0.53
25:BA:880:G:H1	25:BA:897:C:H42	1.56	0.53
25:BA:480:A:OP2	45:BY:46:LYS:HE2	2.09	0.53
1:AA:1080:A:H5'	8:AE:16:THR:HG21	1.91	0.53
7:CD:92:VAL:O	7:CD:96:LEU:HD23	2.09	0.53
19:AP:67:THR:HG22	19:AP:68:ASP:H	1.73	0.53
39:DS:27:SER:HA	39:DS:88:ASP:HB3	1.90	0.53
25:BA:65:C:H2'	25:BA:66:C:C6	2.43	0.53
1:AA:1104:G:H2'	1:AA:1105:A:C8	2.43	0.53
11:AH:29:SER:HB3	11:AH:32:LYS:CB	2.39	0.53
1:CA:620:C:H2'	1:CA:621:A:O4'	2.08	0.53
26:BB:7:G:H5''	39:BS:29:PHE:CD2	2.43	0.53
25:BA:1464:C:H2'	25:BA:1465:G:H8	1.73	0.53

*Continued on next page...*



*Continued from previous page...*

Atom-1	Atom-2	Distance(Å)	Clash(Å)
1:AA:878:G:O4'	11:AH:3:THR:HG21	2.09	0.53
25:BA:1711:C:H2'	25:BA:1712:C:H6	1.74	0.53
25:BA:619:G:H5''	25:BA:620:G:OP2	2.07	0.53
31:DH:35:VAL:HG21	31:DH:75:ALA:HB2	1.89	0.53
30:BG:173:LEU:HD22	30:BG:178:PHE:CE1	2.43	0.53
25:DA:619:G:H5''	25:DA:620:G:OP2	2.09	0.53
1:AA:783:C:H2'	1:AA:784:C:H6	1.73	0.53
1:CA:927:G:H1	1:CA:1390:U:H3	1.55	0.53
13:AJ:63:PHE:HA	17:AN:59:ALA:H	1.73	0.53
9:AF:100:ASN:OD1	21:AR:23:LYS:HG2	2.08	0.53
1:AA:1083:U:H5	1:AA:1084:G:C5	2.27	0.53
1:AA:334:C:H2'	1:AA:335:C:H6	1.72	0.53
25:BA:1165:U:H2'	25:BA:1166:C:C6	2.43	0.53
25:BA:1021:A:N6	25:BA:1141:U:H3	2.07	0.53
15:CL:65:VAL:HG11	15:CL:97:TYR:HE1	1.72	0.53
40:BT:23:ARG:HB2	40:BT:24:PRO:HD2	1.90	0.53
4:AY:201:ARG:HB2	4:AY:323:GLN:HG2	1.90	0.53
1:CA:509:A:C4'	1:CA:510:A:OP1	2.57	0.53
48:D1:27:GLU:HB2	48:D1:33:LYS:HZ1	1.73	0.53
36:BP:59:LEU:HG	55:B8:13:ARG:HH12	1.73	0.53
25:DA:1495:A:OP1	25:DA:1495:A:O4'	2.27	0.53
25:DA:603:A:C4	25:DA:655:A:C2	2.96	0.53
18:CO:42:HIS:O	18:CO:45:VAL:HG22	2.09	0.53
11:CH:29:SER:HB3	11:CH:32:LYS:CB	2.39	0.53
19:CP:22:THR:HG22	19:CP:32:TYR:HB2	1.91	0.53
25:DA:1786:A:H4'	25:DA:1787:A:OP2	2.09	0.53
1:CA:833:U:H2'	1:CA:834:C:C6	2.44	0.53
27:DD:67:PHE:HE2	27:DD:106:ILE:HD11	1.73	0.53
18:CO:54:ARG:O	18:CO:58:MET:HG3	2.09	0.53
25:BA:747:U:O2	25:BA:2014:A:H1'	2.07	0.53
25:DA:2645:G:C3'	25:DA:2646:C:H5'	2.39	0.53
1:CA:186:C:H2'	1:CA:186(A):C:H6	1.73	0.53
25:DA:1488:G:C5	25:DA:1489:U:C5	2.97	0.53
10:AG:14:PRO:HB3	10:AG:19:GLY:O	2.09	0.53
25:DA:2855:C:H2'	25:DA:2856:C:H6	1.73	0.53
1:CA:1106:G:H5''	6:CC:172:ARG:HG2	1.91	0.53
32:DI:1:MET:HG3	32:DI:23:PRO:HA	1.91	0.53
29:DF:122:LYS:O	29:DF:191:ARG:HG3	2.09	0.53
36:DP:45:LEU:HD23	36:DP:46:LYS:H	1.70	0.53
6:CC:11:ARG:C	6:CC:13:GLY:H	2.12	0.53
34:BN:95:TYR:CE2	34:BN:113:MET:HG3	2.44	0.53
7:AD:15:GLU:HG2	7:AD:63:LYS:HG3	1.91	0.53

*Continued on next page...*



*Continued from previous page...*

Atom-1	Atom-2	Distance(Å)	Clash(Å)
1:CA:544:G:H2'	1:CA:545:C:O4'	2.08	0.53
19:CP:8:ARG:HB2	19:CP:28:ARG:HH12	1.73	0.53
25:BA:850:C:H5'	50:B3:17:LYS:NZ	2.21	0.53
22:AS:40:ILE:HB	22:AS:67:VAL:O	2.09	0.53
5:CB:28:PHE:HD2	5:CB:194:PRO:HD3	1.74	0.53
1:CA:1226:C:H2'	16:CM:103:THR:HG22	1.91	0.53
27:BD:130:ALA:HA	27:BD:192:THR:HA	1.90	0.53
28:DE:25:VAL:C	28:DE:26:ILE:HD13	2.29	0.53
28:BE:9:VAL:HG13	28:BE:25:VAL:O	2.09	0.53
30:DG:86:MET:SD	30:DG:87:PRO:HD3	2.48	0.53
25:BA:2261:C:C6	47:B0:16:SER:HB3	2.44	0.53
42:DV:25:LEU:H	42:DV:92:THR:CG2	2.22	0.53
33:BK:7:VAL:HG22	33:BK:8:VAL:N	2.23	0.53
6:CC:73:PRO:O	6:CC:76:VAL:HG22	2.09	0.53
4:AY:229:GLU:HG3	4:AY:230:GLU:N	2.24	0.53
8:AE:79:GLU:OE2	11:AH:104:ARG:HA	2.09	0.53
46:BZ:43:GLU:O	46:BZ:47:VAL:HG23	2.08	0.53
46:BZ:5:LEU:HD12	46:BZ:47:VAL:HG21	1.91	0.53
1:AA:927:G:H1	1:AA:1390:U:H3	1.57	0.53
27:DD:79:VAL:O	27:DD:113:VAL:HG13	2.09	0.53
32:BI:15:VAL:HG12	32:BI:16:GLY:N	2.23	0.53
3:AW:20:U:H3'	3:AW:21:A:H5'	1.91	0.53
37:DQ:45:GLN:CD	37:DQ:45:GLN:H	2.10	0.53
11:CH:64:LYS:HG2	11:CH:79:VAL:HG21	1.91	0.53
5:AB:221:LEU:HD13	5:AB:221:LEU:O	2.09	0.53
27:DD:7:LYS:HG2	27:DD:8:PRO:HD2	1.89	0.53
4:AY:91:GLU:O	4:AY:92:LEU:HB2	2.08	0.53
35:DO:86:ILE:HG22	35:DO:94:ARG:HG3	1.91	0.53
27:DD:80:ALA:HB3	27:DD:94:LEU:HD13	1.91	0.53
5:AB:25:ASN:HB3	5:AB:192:SER:O	2.09	0.53
8:AE:78:HIS:CE1	8:AE:143:ARG:H	2.17	0.53
16:CM:66:LEU:CA	16:CM:70:LEU:HB2	2.39	0.53
1:CA:737:A:H2'	1:CA:738:C:C6	2.44	0.53
7:CD:9:CYS:SG	7:CD:32:ALA:HB2	2.49	0.53
26:DB:11:C:OP1	47:D0:72:ARG:HD2	2.08	0.53
23:AT:72:LEU:HD11	23:AT:77:ALA:HA	1.89	0.53
42:DV:28:GLU:HB2	42:DV:31:ALA:CB	2.39	0.53
11:CH:10:LEU:HD23	11:CH:10:LEU:N	2.24	0.53
37:BQ:134:ARG:O	37:BQ:135:ASP:C	2.46	0.53
35:BO:101:PRO:O	35:BO:102:VAL:HG13	2.09	0.53
25:BA:902:C:H2'	25:BA:903:C:H6	1.74	0.53
4:CY:54:ASP:HB3	4:CY:57:ALA:HB3	1.90	0.53

*Continued on next page...*



*Continued from previous page...*

Atom-1	Atom-2	Distance(Å)	Clash(Å)
25:DA:2637:U:H5''	28:DE:82:ARG:HH21	1.73	0.53
13:AJ:50:ILE:HB	17:AN:41:ARG:HE	1.74	0.53
1:CA:392:G:H2'	1:CA:393:A:C8	2.44	0.53
1:AA:323:U:O3'	23:AT:22:ARG:HG2	2.08	0.53
25:DA:1773:A:N7	25:DA:1829:A:H1'	2.24	0.53
1:AA:1145:C:C1'	1:AA:1146:A:OP2	2.53	0.53
25:BA:2419:U:O4	55:B8:30:ARG:CZ	2.57	0.53
45:BY:17:SER:OG	45:BY:18:GLY:N	2.42	0.53
1:CA:1493:A:C2	25:DA:1913:A:H1'	2.43	0.53
25:DA:1172:G:H3'	25:DA:1173:A:C5'	2.39	0.53
25:DA:2630:G:H1'	25:DA:2894:G:C1'	2.37	0.53
36:DP:17:LYS:C	36:DP:19:VAL:H	2.12	0.53
1:AA:328:C:H4'	1:AA:329:A:O5'	2.09	0.53
12:CI:104:ARG:HD3	12:CI:104:ARG:O	2.09	0.53
30:BG:126:ASP:O	30:BG:128:ARG:N	2.42	0.53
13:CJ:32:ALA:CB	13:CJ:76:ASN:HB2	2.39	0.53
1:AA:833:U:H2'	1:AA:834:C:C6	2.44	0.53
25:BA:1946:U:H2'	25:BA:1947:C:H6	1.73	0.53
25:BA:1071:G:O2'	25:BA:1089:G:H2'	2.09	0.53
35:DO:102:VAL:HB	35:DO:106:LEU:HD12	1.89	0.53
8:CE:79:GLU:HB3	8:CE:92:LYS:HA	1.91	0.53
37:BQ:45:GLN:H	37:BQ:45:GLN:CD	2.11	0.53
25:DA:792:G:H5''	25:DA:793:A:H5'	1.91	0.53
1:CA:1255:G:O2'	1:CA:1258:G:H1'	2.09	0.53
1:CA:1083:U:H5	1:CA:1084:G:C5	2.27	0.53
25:DA:1711:C:H2'	25:DA:1712:C:H6	1.73	0.53
25:BA:1488:G:C5	25:BA:1489:U:C5	2.97	0.53
40:BT:1:MET:O	40:BT:3:ARG:N	2.42	0.53
25:DA:1654:A:OP2	38:DR:3:HIS:CD2	2.62	0.53
40:DT:1:MET:O	40:DT:3:ARG:N	2.41	0.53
1:AA:168:G:H2'	1:AA:169:C:H5''	1.90	0.53
25:BA:979:G:H3'	25:BA:980:A:C5'	2.38	0.53
25:DA:1592:C:H2'	25:DA:1593:G:H8	1.74	0.53
25:BA:1430:C:H2'	25:BA:1431:U:C6	2.44	0.53
41:DU:95:LEU:C	41:DU:97:ASP:H	2.12	0.52
36:BP:23:PRO:HD2	36:BP:33:ARG:CZ	2.39	0.52
25:DA:860:U:O2	25:DA:860:U:O4'	2.26	0.52
6:AC:11:ARG:C	6:AC:13:GLY:H	2.12	0.52
27:DD:31:LYS:HE2	27:DD:102:LYS:HD3	1.91	0.52
25:BA:2469:A:H2	25:BA:2481:G:H21	1.56	0.52
4:AY:46:LEU:HD13	33:BK:21:PRO:HG2	1.90	0.52
1:CA:1325:C:O3'	24:CU:17:THR:HG21	2.09	0.52

*Continued on next page...*



*Continued from previous page...*

Atom-1	Atom-2	Distance(Å)	Clash(Å)
7:CD:9:CYS:HB3	7:CD:32:ALA:HB2	1.90	0.52
1:CA:926:G:H22	2:CV:15:A:H3'	1.74	0.52
14:AK:58:PRO:HB2	14:AK:93:GLN:HG3	1.91	0.52
22:AS:62:ILE:HD12	22:AS:66:MET:SD	2.49	0.52
1:CA:748:C:C1'	1:CA:749:C:OP2	2.56	0.52
25:BA:2789:C:O3'	25:BA:2790:A:H4'	2.09	0.52
45:BY:35:TYR:CE1	45:BY:69:ALA:HB3	2.44	0.52
25:DA:2789:C:O3'	25:DA:2790:A:H4'	2.09	0.52
25:BA:603:A:C4	25:BA:655:A:C2	2.97	0.52
25:DA:814:C:N4	36:DP:27:HIS:NE2	2.45	0.52
7:AD:108:LEU:HB3	7:AD:110:PHE:CE1	2.44	0.52
25:BA:2364:C:H2'	25:BA:2365:G:O4'	2.10	0.52
9:AF:19:LEU:O	9:AF:23:LYS:HG3	2.09	0.52
1:AA:838(A):U:O2'	1:AA:838(B):C:H5''	2.09	0.52
25:BA:524:U:H4'	25:BA:555:U:H4'	1.91	0.52
25:DA:1344:G:H5'	25:DA:1384:A:C6	2.45	0.52
38:BR:60:LEU:HD23	38:BR:61:HIS:N	2.25	0.52
25:DA:1080:C:H5''	33:DK:125:ARG:HH21	1.74	0.52
7:AD:61:LYS:HA	7:AD:203:VAL:HG22	1.91	0.52
36:DP:140:ALA:O	36:DP:141:ALA:HB2	2.09	0.52
25:BA:587:C:C6	25:BA:671:C:H1'	2.44	0.52
25:BA:196:A:H2'	25:BA:196:A:N3	2.24	0.52
25:DA:196:A:H2'	25:DA:196:A:N3	2.24	0.52
36:DP:41:ARG:HH12	36:DP:45:LEU:HD12	1.74	0.52
15:CL:69:ILE:HA	15:CL:99:ILE:HG22	1.91	0.52
25:BA:2420:C:OP2	55:B8:33:ASN:HB3	2.08	0.52
5:AB:76:GLN:HG2	5:AB:206:ASP:O	2.10	0.52
38:BR:11:ASN:OD1	38:BR:12:ARG:N	2.38	0.52
25:BA:2287:A:C6	25:BA:2289:G:C4	2.97	0.52
1:AA:975:A:H2	17:AN:34:TYR:OH	1.92	0.52
6:CC:195:VAL:O	6:CC:196:LEU:HB2	2.09	0.52
25:DA:1110:G:HO2'	25:DA:1111:A:H8	1.57	0.52
22:CS:63:THR:N	22:CS:66:MET:HE3	2.23	0.52
7:CD:120:LEU:HD13	7:CD:126:ILE:HD11	1.91	0.52
41:BU:24:TYR:HB2	41:BU:29:SER:HB3	1.91	0.52
1:CA:192:U:O4'	23:CT:103:GLY:HA2	2.09	0.52
27:DD:25:THR:HG21	27:DD:81:ALA:HA	1.91	0.52
25:BA:848:G:H2'	25:BA:849:A:C8	2.44	0.52
19:AP:34:GLU:OE2	19:AP:55:ARG:HD3	2.08	0.52
25:DA:65:C:H2'	25:DA:66:C:C6	2.44	0.52
1:AA:624:C:H4'	19:AP:11:SER:N	2.24	0.52
40:DT:57:PHE:O	40:DT:59:THR:N	2.43	0.52

*Continued on next page...*



*Continued from previous page...*

Atom-1	Atom-2	Distance(Å)	Clash(Å)
7:AD:116:GLN:O	7:AD:120:LEU:HG	2.08	0.52
25:BA:270(Q):C:H5'	32:BI:46:ALA:HB2	1.91	0.52
25:DA:1071:G:O2'	25:DA:1089:G:H2'	2.08	0.52
4:AY:190:TYR:CD1	4:AY:225:PRO:HD3	2.43	0.52
25:BA:2645:G:H3'	25:BA:2646:C:H5'	1.91	0.52
8:AE:79:GLU:HB3	8:AE:92:LYS:HA	1.91	0.52
1:AA:186:C:H2'	1:AA:186(A):C:H6	1.74	0.52
25:BA:1168:G:C2	25:BA:1182:A:C2	2.97	0.52
1:CA:1327:C:OP1	24:CU:20:LYS:HB3	2.09	0.52
25:BA:204:A:OP1	25:BA:204:A:H8	1.91	0.52
25:BA:1647:G:OP2	25:BA:1647:G:H3'	2.10	0.52
44:BX:40:LYS:O	44:BX:44:GLU:HB2	2.08	0.52
1:CA:1042:G:H2'	1:CA:1043:C:C6	2.45	0.52
25:DA:2331:G:H4'	47:D0:43:THR:H	1.74	0.52
41:BU:95:LEU:C	41:BU:97:ASP:H	2.12	0.52
36:BP:15:ARG:HA	36:BP:15:ARG:NE	2.23	0.52
15:AL:31:PHE:CB	15:AL:83:LEU:HD11	2.33	0.52
25:DA:195:A:H5''	25:DA:196:A:OP2	2.09	0.52
6:CC:68:VAL:HG12	6:CC:70:VAL:HG23	1.91	0.52
25:DA:1275:A:C4	38:DR:16:HIS:CE1	2.97	0.52
41:DU:15:LYS:O	41:DU:19:LYS:HG3	2.09	0.52
26:DB:113:C:O2'	39:DS:46:VAL:HG13	2.09	0.52
44:BX:43:VAL:HG13	44:BX:51:VAL:HG21	1.91	0.52
1:CA:328:C:H4'	1:CA:329:A:O5'	2.09	0.52
17:CN:9:LYS:HG3	17:CN:12:ARG:HH21	1.74	0.52
25:DA:2476:A:C2	25:DA:2477:C:C5	2.96	0.52
25:DA:2428:G:H5''	25:DA:2429:G:O5'	2.09	0.52
1:AA:1327:C:OP1	24:AU:20:LYS:HB3	2.09	0.52
32:BI:8:PRO:HD3	32:BI:15:VAL:HG23	1.90	0.52
25:BA:203:C:H3'	25:BA:204:A:H5''	1.92	0.52
20:AQ:50:LYS:HG3	20:AQ:51:TYR:CD1	2.45	0.52
25:DA:1963:U:H4'	25:DA:1964:G:OP1	2.09	0.52
25:BA:1443:G:O2'	25:BA:1444:G:H5'	2.09	0.52
3:CW:61:C:H2'	3:CW:62:C:H6	1.75	0.52
25:DA:1057:A:H2'	25:DA:1058:G:H8	1.75	0.52
1:CA:1073:U:H2'	1:CA:1074:G:H8	1.75	0.52
32:BI:38:LEU:H	32:BI:38:LEU:HD22	1.74	0.52
1:CA:814:A:N7	1:CA:816:A:C4	2.77	0.52
27:DD:24:ILE:CD1	27:DD:84:TYR:HB2	2.40	0.52
15:AL:40:ARG:HD3	15:AL:41:THR:O	2.10	0.52
1:AA:116:A:H61	1:AA:313:A:H1'	1.74	0.52
14:CK:20:TYR:CZ	14:CK:83:ILE:HD12	2.43	0.52

*Continued on next page...*



*Continued from previous page...*

Atom-1	Atom-2	Distance(Å)	Clash(Å)
35:DO:112:MET:O	35:DO:115:VAL:HG22	2.10	0.52
25:DA:630:G:N2	25:DA:632:A:H3'	2.24	0.52
25:BA:2331:G:H4'	47:B0:43:THR:H	1.73	0.52
14:CK:52:GLY:H	14:CK:55:LYS:HE3	1.75	0.52
1:CA:878:G:O4'	11:CH:3:THR:HG21	2.09	0.52
1:AA:637:G:H2'	1:AA:638:G:H8	1.74	0.52
25:BA:997:G:O2'	25:BA:998:C:H5'	2.09	0.52
1:AA:560:U:H5'	1:AA:566:G:N2	2.24	0.52
4:CY:358:ILE:HA	4:CY:362:LEU:CB	2.32	0.52
49:D2:47:ASN:O	49:D2:49:LYS:N	2.42	0.52
29:BF:67:GLN:CG	29:BF:67:GLN:O	2.51	0.52
32:DI:88:ILE:HD12	32:DI:120:ILE:O	2.08	0.52
22:CS:18:LYS:O	22:CS:22:LEU:HD23	2.08	0.52
1:CA:974:A:H8	1:CA:974:A:OP1	1.92	0.52
8:CE:101:ILE:CD1	8:CE:119:LEU:HD23	2.38	0.52
25:DA:1396:U:H2'	25:DA:1396:U:O2	2.09	0.52
8:CE:33:VAL:HG11	8:CE:109:ILE:HA	1.90	0.52
6:CC:116:VAL:O	6:CC:119:ARG:HB3	2.08	0.52
27:DD:132:PRO:HD3	27:DD:190:TYR:CZ	2.45	0.52
28:DE:117:MET:CE	28:DE:136:ARG:HA	2.40	0.52
25:BA:17:G:H2'	25:BA:18:C:C6	2.44	0.52
30:BG:86:MET:SD	30:BG:87:PRO:HD3	2.49	0.52
40:DT:41:ARG:HB3	40:DT:41:ARG:NH1	2.25	0.52
25:BA:1083:U:O2'	25:BA:1084:A:C8	2.61	0.52
1:AA:1106:G:H5''	6:AC:172:ARG:HG2	1.91	0.52
25:DA:1163:G:O2'	25:DA:1164:G:H5'	2.10	0.52
5:AB:75:LYS:HA	5:AB:78:GLN:HG2	1.90	0.52
31:DH:103:LEU:HD23	31:DH:104:GLU:N	2.23	0.52
25:BA:1773:A:N7	25:BA:1829:A:H1'	2.24	0.52
37:DQ:54:MET:HG3	37:DQ:117:ALA:HB1	1.90	0.52
1:AA:882:C:O2'	1:AA:883:C:H5'	2.10	0.52
18:AO:5:LYS:HD3	18:AO:5:LYS:N	2.24	0.52
40:BT:41:ARG:HB3	40:BT:41:ARG:NH1	2.23	0.52
7:AD:145:GLU:OE2	7:AD:182:LYS:HD3	2.09	0.52
1:AA:560:U:H4'	1:AA:561:U:O5'	2.09	0.52
41:BU:95:LEU:O	41:BU:98:LEU:HG	2.10	0.52
29:DF:31:HIS:CG	36:DP:13:ASN:ND2	2.78	0.52
28:BE:2:LYS:HB3	28:BE:95:ILE:HD12	1.92	0.52
1:AA:736:C:OP1	21:AR:68:LYS:HE2	2.10	0.52
1:AA:979:C:H3'	1:AA:980:C:C5'	2.37	0.52
31:DH:23:ARG:N	31:DH:23:ARG:HD3	2.20	0.52
36:DP:148:LEU:O	36:DP:149:GLU:HB2	2.09	0.52

*Continued on next page...*



*Continued from previous page...*

Atom-1	Atom-2	Distance(Å)	Clash(Å)
17:AN:12:ARG:HD2	17:AN:14:PRO:CG	2.39	0.52
25:BA:543(C):A:C5	25:BA:543(D):A:N6	2.78	0.52
25:BA:1188:U:O2'	25:BA:1189:A:H5'	2.10	0.52
25:BA:819:A:C4	25:BA:1189:A:C2	2.98	0.52
16:CM:19:LEU:HA	16:CM:22:ILE:HG12	1.91	0.52
25:BA:2041:U:H2'	25:BA:2042:A:H8	1.74	0.52
49:B2:37:PHE:O	49:B2:40:SER:HB3	2.10	0.52
8:CE:57:LYS:O	8:CE:61:TYR:HD2	1.92	0.52
55:B8:39:LYS:HA	55:B8:42:ARG:HH12	1.74	0.52
6:CC:83:ARG:O	6:CC:86:VAL:HG22	2.10	0.52
35:BO:112:MET:O	35:BO:115:VAL:HG22	2.09	0.52
36:BP:108:LYS:C	36:BP:110:TYR:H	2.11	0.52
25:DA:2359:C:H2'	25:DA:2360:A:O4'	2.08	0.52
27:DD:112:GLN:H	27:DD:112:GLN:HE21	1.57	0.52
25:BA:101:G:O2'	25:BA:102:G:P	2.67	0.52
44:DX:41:ASN:N	44:DX:41:ASN:HD22	2.06	0.52
5:CB:75:LYS:HA	5:CB:78:GLN:HG2	1.90	0.52
1:CA:781:A:H4'	1:CA:1522:U:O2'	2.09	0.52
1:AA:353:A:H2'	1:AA:354:G:OP2	2.10	0.52
48:D1:46:LEU:HA	48:D1:63:ALA:HA	1.92	0.52
25:DA:396:G:O4'	48:D1:18:ILE:HD12	2.09	0.52
1:CA:980:C:O2	17:CN:19:ARG:HA	2.10	0.52
41:BU:15:LYS:O	41:BU:19:LYS:HG3	2.09	0.52
40:BT:108:ARG:O	40:BT:111:ARG:HG2	2.10	0.52
23:AT:51:GLU:HA	23:AT:54:LYS:HB3	1.92	0.52
36:BP:59:LEU:HG	55:B8:13:ARG:NH1	2.25	0.52
1:CA:882:C:O2'	1:CA:883:C:H5'	2.09	0.52
1:AA:748:C:C1'	1:AA:749:C:OP2	2.57	0.52
25:BA:814:C:N4	36:BP:27:HIS:NE2	2.46	0.52
37:DQ:9:TYR:CD2	37:DQ:9:TYR:O	2.63	0.52
16:AM:19:LEU:HA	16:AM:22:ILE:HG12	1.92	0.52
13:CJ:61:GLU:HG3	17:CN:58:LYS:NZ	2.24	0.52
52:B5:36:CYS:SG	52:B5:37:LYS:N	2.80	0.52
25:BA:2476:A:H2	25:BA:2477:C:C5	2.27	0.52
30:BG:71:THR:HG22	30:BG:89:GLY:O	2.10	0.52
45:BY:29:GLU:HB3	45:BY:38:ILE:CG1	2.39	0.52
5:CB:97:TRP:HH2	5:CB:176:GLU:CG	2.23	0.52
11:CH:69:ARG:HH21	11:CH:77:GLU:HB3	1.75	0.52
33:BK:115:LEU:HD23	33:BK:116:ASN:H	1.74	0.52
1:CA:1438:G:H2'	1:CA:1439:C:H6	1.74	0.52
27:DD:118:VAL:HG22	27:DD:119:ALA:H	1.75	0.52
25:DA:2787:C:O4'	28:DE:62:PRO:HB3	2.09	0.52

*Continued on next page...*



*Continued from previous page...*

Atom-1	Atom-2	Distance(Å)	Clash(Å)
48:D1:8:SER:CB	48:D1:10:LYS:HE2	2.40	0.52
11:AH:127:LEU:H	11:AH:127:LEU:HD22	1.75	0.52
50:B3:2:PRO:HB2	50:B3:59:VAL:O	2.09	0.52
10:CG:14:PRO:HB3	10:CG:19:GLY:O	2.09	0.52
31:DH:94:TYR:CD1	31:DH:107:VAL:HA	2.45	0.52
42:BV:72:VAL:HG23	42:BV:85:LYS:HB2	1.91	0.52
25:DA:2704:C:H2'	25:DA:2705:A:O4'	2.10	0.52
45:DY:81:LYS:NZ	45:DY:98:VAL:HG12	2.24	0.52
1:CA:1323:G:H4'	1:CA:1362(A):C:N3	2.25	0.52
30:DG:60:LEU:HD11	30:DG:92:VAL:CG1	2.38	0.52
39:DS:33:LYS:C	39:DS:34:HIS:CD2	2.83	0.52
28:DE:132:HIS:CG	28:DE:135:HIS:NE2	2.77	0.52
8:AE:33:VAL:HG11	8:AE:109:ILE:HA	1.92	0.52
52:D5:36:CYS:SG	52:D5:37:LYS:N	2.82	0.52
25:BA:528:A:C2	25:BA:2043:C:C5'	2.93	0.52
30:DG:88:ILE:HD12	30:DG:89:GLY:H	1.74	0.52
55:D8:53:PRO:O	55:D8:57:ARG:NH1	2.42	0.52
25:DA:2364:C:H2'	25:DA:2365:G:O4'	2.10	0.52
37:DQ:134:ARG:O	37:DQ:135:ASP:C	2.48	0.52
32:BI:37:VAL:HG11	32:BI:43:ASN:HD22	1.75	0.52
48:D1:56:GLN:NE2	48:D1:87:PRO:HB3	2.25	0.52
25:BA:1963:U:H4'	25:BA:1964:G:OP1	2.09	0.52
20:CQ:50:LYS:HG3	20:CQ:51:TYR:CD1	2.45	0.52
35:BO:25:LEU:HB2	35:BO:38:VAL:HG23	1.91	0.52
25:DA:270(Q):C:OP1	32:DI:45:LYS:HD3	2.10	0.52
1:AA:1324:A:H2'	1:AA:1325:C:C6	2.45	0.52
25:DA:2050:C:H1'	28:DE:156:MET:CE	2.40	0.52
44:DX:50:LYS:HB2	44:DX:87:GLN:HE22	1.75	0.52
4:AY:358:ILE:CA	4:AY:362:LEU:HB2	2.32	0.52
29:DF:34:TRP:CH2	36:DP:12:ALA:HB2	2.45	0.52
27:BD:134:ARG:HG3	27:BD:135:PHE:CD1	2.45	0.52
29:BF:63:LYS:HA	29:BF:76:GLY:O	2.10	0.52
27:BD:35:LYS:HG3	27:BD:104:TYR:CD2	2.45	0.52
5:AB:204:ASN:HD21	5:AB:207:ALA:N	2.05	0.52
30:BG:60:LEU:HD11	30:BG:92:VAL:CG1	2.38	0.52
25:BA:1495:A:OP1	25:BA:1495:A:O4'	2.28	0.52
28:BE:36:ARG:HH11	28:BE:85:ASN:ND2	2.06	0.52
16:AM:19:LEU:HD13	16:AM:19:LEU:N	2.22	0.52
16:AM:66:LEU:CA	16:AM:70:LEU:HB2	2.39	0.52
1:AA:626:U:H2'	1:AA:627:G:C8	2.45	0.52
25:DA:2419:U:O4	55:D8:30:ARG:CZ	2.58	0.52
13:CJ:61:GLU:HG3	17:CN:58:LYS:HZ1	1.74	0.52

*Continued on next page...*



*Continued from previous page...*

Atom-1	Atom-2	Distance(Å)	Clash(Å)
20:AQ:81:ARG:HA	20:AQ:81:ARG:HE	1.74	0.52
20:CQ:81:ARG:HE	20:CQ:81:ARG:HA	1.75	0.52
25:BA:2311:A:C2	30:BG:44:GLY:HA3	2.45	0.52
30:BG:170:ARG:O	30:BG:174:GLU:HG3	2.10	0.52
21:CR:66:LEU:O	21:CR:70:ILE:HG12	2.10	0.52
25:BA:510:C:H2'	25:BA:511:U:O4'	2.09	0.52
36:BP:105:LEU:N	36:BP:105:LEU:HD12	2.25	0.52
1:CA:392:G:H2'	1:CA:393:A:H8	1.75	0.52
25:DA:315:G:H2'	25:DA:316:C:C6	2.45	0.52
20:CQ:8:GLY:HA3	20:CQ:23:VAL:HG12	1.91	0.52
1:CA:247:G:O5'	20:CQ:99:SER:HB2	2.10	0.52
1:AA:600:C:OP1	11:AH:97:VAL:HG12	2.10	0.52
25:DA:101:G:O2'	25:DA:102:G:P	2.68	0.52
20:AQ:59:ILE:HD13	20:AQ:71:PHE:CD1	2.44	0.52
37:BQ:83:MET:HG2	37:BQ:84:GLY:N	2.24	0.52
25:DA:902:C:H2'	25:DA:903:C:H6	1.73	0.52
1:CA:1001:G:H2'	1:CA:1002:G:O4'	2.10	0.52
25:BA:1029:A:H5''	37:BQ:128:LYS:HE2	1.92	0.52
29:BF:167:ALA:HB1	29:BF:173:VAL:HG11	1.92	0.52
25:DA:2884:U:H5	25:DA:2885:C:N1	2.08	0.52
28:DE:11:MET:HB2	28:DE:23:VAL:O	2.09	0.52
27:BD:218:ARG:HB3	27:BD:219:PRO:HD2	1.91	0.52
8:AE:87:SER:OG	8:AE:125:SER:HB3	2.09	0.52
36:BP:23:PRO:O	36:BP:33:ARG:HD2	2.10	0.52
4:CY:91:GLU:O	4:CY:92:LEU:HB2	2.08	0.52
25:BA:860:U:O4'	25:BA:860:U:O2	2.25	0.52
35:DO:88:ASN:HD21	35:DO:90:GLN:CG	2.16	0.52
25:DA:2821:A:OP2	38:DR:5:LYS:NZ	2.42	0.52
29:BF:63:LYS:HE2	29:BF:67:GLN:HG2	1.92	0.52
27:DD:129:ASN:O	27:DD:193:VAL:HG12	2.09	0.52
18:AO:87:ILE:HG22	18:AO:88:ARG:N	2.19	0.52
1:AA:974:A:C8	17:AN:31:ARG:HD3	2.45	0.52
5:CB:76:GLN:HG2	5:CB:206:ASP:O	2.10	0.52
27:DD:70:TRP:CD1	27:DD:70:TRP:C	2.83	0.52
1:CA:626:U:H2'	1:CA:627:G:C8	2.44	0.52
3:CW:23:C:H2'	3:CW:24:U:C6	2.43	0.52
18:AO:61:GLY:O	18:AO:65:ARG:HD2	2.09	0.52
13:AJ:32:ALA:CB	13:AJ:76:ASN:HB2	2.39	0.52
25:BA:2278:A:OP1	37:BQ:11:LYS:HE2	2.10	0.52
1:AA:1060:C:H2'	1:AA:1061:G:H8	1.75	0.52
7:CD:146:ILE:N	7:CD:146:ILE:HD12	2.25	0.52
1:AA:115:G:H4'	1:AA:116:A:O5'	2.09	0.52

*Continued on next page...*



*Continued from previous page...*

Atom-1	Atom-2	Distance(Å)	Clash(Å)
25:BA:1083:U:HO2'	25:BA:1084:A:H8	1.58	0.52
20:CQ:59:ILE:HD13	20:CQ:71:PHE:CD1	2.45	0.52
1:AA:1478:C:H2'	1:AA:1479:C:C6	2.44	0.52
27:BD:24:ILE:CD1	27:BD:84:TYR:HB2	2.40	0.52
6:CC:23:TYR:HA	13:CJ:11:PHE:CE1	2.45	0.52
1:CA:838(A):U:O2'	1:CA:838(B):C:H5''	2.10	0.52
25:DA:605:C:H1'	25:DA:657:U:O2'	2.10	0.52
1:CA:115:G:H4'	1:CA:116:A:O5'	2.09	0.52
25:BA:142:G:H1'	44:BX:37:THR:HG21	1.92	0.52
31:DH:83:TYR:CE1	31:DH:138:LYS:HB2	2.45	0.52
27:BD:112:GLN:HE21	27:BD:112:GLN:H	1.57	0.52
25:DA:2602:A:H4'	25:DA:2603:G:C5'	2.40	0.52
16:AM:91:ARG:NH1	22:AS:81:ARG:HH12	2.08	0.52
54:B7:24:THR:HG23	54:B7:27:GLY:H	1.75	0.52
41:BU:62:ILE:HD12	41:BU:76:TYR:CZ	2.45	0.52
44:BX:84:ALA:HB1	44:BX:85:PRO:HD2	1.91	0.52
15:CL:31:PHE:CB	15:CL:83:LEU:HD11	2.32	0.52
15:CL:82:VAL:CG2	15:CL:106:ALA:HB2	2.36	0.52
28:DE:111:ARG:HD2	28:DE:160:TYR:CE1	2.43	0.52
1:CA:974:A:OP1	17:CN:31:ARG:HD3	2.09	0.52
26:DB:87:G:H21	26:DB:89(A):G:H8	1.54	0.52
14:CK:57:THR:HG23	14:CK:58:PRO:HD2	1.91	0.52
33:BK:2:LYS:HA	33:BK:2:LYS:HE3	1.91	0.52
25:DA:1678:G:N2	25:DA:1989:G:N2	2.58	0.52
37:BQ:9:TYR:CD2	37:BQ:9:TYR:O	2.63	0.52
27:BD:70:TRP:C	27:BD:70:TRP:CD1	2.83	0.52
25:BA:2873:A:C2	38:BR:6:SER:HB2	2.44	0.52
37:DQ:75:THR:HA	37:DQ:88:GLY:CA	2.40	0.52
25:BA:2476:A:H2	25:BA:2477:C:C6	2.28	0.52
18:CO:61:GLY:O	18:CO:65:ARG:HD2	2.10	0.52
55:B8:22:VAL:HG12	55:B8:50:LEU:HD22	1.91	0.52
25:DA:1429:G:H2'	25:DA:1430:C:C6	2.45	0.52
1:AA:909:A:H2'	1:AA:910:C:O4'	2.09	0.52
42:BV:6:LYS:O	42:BV:37:VAL:HG21	2.09	0.52
1:AA:554:C:H2'	1:AA:555:C:C6	2.45	0.52
26:BB:13:A:O2'	26:BB:14:U:H3'	2.09	0.52
25:DA:1425:G:H2'	25:DA:1426:G:O4'	2.10	0.52
1:CA:554:C:H2'	1:CA:555:C:C6	2.45	0.52
34:DN:122:LEU:O	34:DN:126:VAL:HG22	2.09	0.52
25:BA:2692:C:H2'	25:BA:2693:A:H8	1.75	0.52
5:AB:113:HIS:O	5:AB:117:GLU:HG3	2.10	0.52
25:BA:2050:C:H1'	28:BE:156:MET:CE	2.40	0.52

*Continued on next page...*



*Continued from previous page...*

Atom-1	Atom-2	Distance(Å)	Clash(Å)
1:CA:1421:G:C4	1:CA:1480:G:N2	2.78	0.52
25:DA:2686:G:C2	25:DA:2724:C:O2	2.63	0.52
18:AO:54:ARG:O	18:AO:58:MET:HG3	2.09	0.52
1:CA:671:G:H2'	1:CA:672:U:C6	2.45	0.52
25:BA:1790:C:O2'	27:BD:209:ALA:HB2	2.10	0.52
25:BA:1163:G:O2'	25:BA:1164:G:H5'	2.10	0.52
42:DV:39:LEU:HA	42:DV:47:VAL:HG11	1.92	0.51
25:DA:196:A:O4'	36:DP:46:LYS:HE2	2.10	0.51
1:CA:1128:C:O2'	1:CA:1130:A:C8	2.57	0.51
25:DA:2469:A:H2	25:DA:2481:G:H21	1.56	0.51
1:CA:1201:A:C1'	1:CA:1202:G:OP2	2.56	0.51
43:BW:73:ALA:O	43:BW:106:ILE:HG12	2.11	0.51
1:AA:737:A:H2'	1:AA:738:C:C6	2.45	0.51
42:DV:21:ARG:NE	42:DV:91:TYR:CE1	2.71	0.51
16:AM:57:ARG:NH1	51:B4:60:GLU:HB2	2.25	0.51
25:DA:773:U:C5'	27:DD:47:GLY:HA3	2.40	0.51
43:BW:1:MET:HG2	43:BW:2:GLU:N	2.25	0.51
1:AA:625:G:H4'	19:AP:16:HIS:CD2	2.45	0.51
14:CK:12:ARG:HG2	14:CK:13:GLN:H	1.75	0.51
4:CY:128:ASN:ND2	4:CY:185:LYS:HA	2.24	0.51
25:BA:2476:A:C2	25:BA:2477:C:C5	2.98	0.51
40:BT:98:LYS:HB3	40:BT:100:TYR:CE1	2.45	0.51
53:B6:46:HIS:O	53:B6:47:THR:HG23	2.10	0.51
6:AC:83:ARG:O	6:AC:86:VAL:HG22	2.10	0.51
25:DA:203:C:H3'	25:DA:204:A:H5''	1.91	0.51
11:AH:69:ARG:HH21	11:AH:77:GLU:HB3	1.74	0.51
42:DV:72:VAL:CG2	42:DV:85:LYS:HB2	2.40	0.51
25:BA:1054:A:H2'	25:BA:1055:G:C8	2.45	0.51
1:AA:273:A:N6	1:AA:274:A:N6	2.58	0.51
6:AC:81:GLY:O	6:AC:85:ARG:HD3	2.11	0.51
1:CA:614:A:H2'	1:CA:615:C:C6	2.45	0.51
25:BA:634:C:H2'	25:BA:635:C:C6	2.45	0.51
47:B0:24:LYS:O	47:B0:25:ARG:HD3	2.10	0.51
44:DX:66:LEU:HD23	44:DX:67:GLY:N	2.25	0.51
19:CP:53:VAL:HG12	19:CP:79:VAL:HG22	1.92	0.51
15:CL:40:ARG:HD3	15:CL:41:THR:O	2.10	0.51
36:DP:108:LYS:C	36:DP:110:TYR:H	2.12	0.51
1:AA:781:A:H4'	1:AA:1522:U:O2'	2.10	0.51
48:B1:30:VAL:HG12	48:B1:30:VAL:O	2.10	0.51
1:CA:560:U:H5'	1:CA:566:G:N2	2.25	0.51
44:DX:84:ALA:HB1	44:DX:85:PRO:HD2	1.93	0.51
15:AL:6:ILE:O	15:AL:10:VAL:HG23	2.10	0.51

*Continued on next page...*



*Continued from previous page...*

Atom-1	Atom-2	Distance(Å)	Clash(Å)
18:AO:82:ILE:HD13	18:AO:82:ILE:O	2.10	0.51
18:CO:82:ILE:O	18:CO:82:ILE:HD13	2.09	0.51
26:BB:11:C:OP1	47:B0:72:ARG:HD2	2.10	0.51
25:DA:911:A:H2'	37:DQ:9:TYR:OH	2.10	0.51
25:DA:2688:U:C3'	25:DA:2688:U:O2	2.59	0.51
14:AK:12:ARG:HG2	14:AK:13:GLN:H	1.75	0.51
29:BF:192:LEU:HD23	29:BF:193:VAL:N	2.26	0.51
4:CY:32:ILE:O	4:CY:36:GLU:HB2	2.10	0.51
1:AA:1478:C:H2'	1:AA:1479:C:H6	1.75	0.51
7:AD:195:ALA:HB3	9:CF:17:SER:HA	1.92	0.51
1:CA:794:A:H2'	1:CA:795:C:C6	2.46	0.51
43:BW:40:ASN:O	43:BW:41:LYS:HG2	2.11	0.51
12:AI:8:GLY:HA3	12:AI:76:ALA:O	2.09	0.51
43:DW:70:TYR:H	43:DW:70:TYR:HD2	1.57	0.51
7:AD:68:TYR:CE2	7:AD:97:LEU:HD22	2.45	0.51
4:AY:120:LEU:HD23	4:AY:120:LEU:O	2.11	0.51
1:AA:1079:G:O3'	8:AE:14:ARG:NH2	2.44	0.51
29:DF:167:ALA:HB1	29:DF:173:VAL:HG11	1.93	0.51
1:CA:134:A:H61	19:CP:25:ARG:NH1	1.99	0.51
7:AD:119:GLN:O	7:AD:123:HIS:HD2	1.92	0.51
13:CJ:34:VAL:HG22	13:CJ:74:ILE:HG22	1.92	0.51
25:DA:1408:C:C2	25:DA:1595:G:N2	2.78	0.51
1:AA:913:A:C1'	1:AA:914:A:OP2	2.58	0.51
1:AA:192:U:O4'	23:AT:103:GLY:HA2	2.11	0.51
1:CA:1060:C:H2'	1:CA:1061:G:H8	1.75	0.51
49:D2:1:MET:C	49:D2:1:MET:SD	2.88	0.51
49:D2:1:MET:HE1	49:D2:5:GLU:H	1.74	0.51
1:CA:397:A:N6	1:CA:548:G:C5	2.79	0.51
44:BX:10:ALA:HB1	44:BX:11:PRO:HD2	1.93	0.51
49:D2:37:PHE:O	49:D2:40:SER:HB3	2.10	0.51
25:DA:2476:A:C2	25:DA:2477:C:C6	2.98	0.51
13:CJ:32:ALA:H	13:CJ:78:ASN:HD21	1.59	0.51
25:BA:2428:G:H5''	25:BA:2429:G:O5'	2.10	0.51
28:DE:184:VAL:HG12	28:DE:185:LYS:H	1.74	0.51
1:AA:1016:A:H2'	1:AA:1017:G:O4'	2.10	0.51
1:AA:68(U):U:H2'	1:AA:68(V):G:C8	2.46	0.51
1:CA:1478:C:H2'	1:CA:1479:C:C6	2.45	0.51
1:AA:1042:G:H2'	1:AA:1043:C:C6	2.45	0.51
48:B1:8:SER:CB	48:B1:10:LYS:HE2	2.40	0.51
25:DA:923:C:H4'	47:D0:29:GLN:HG3	1.91	0.51
25:BA:1057:A:H2'	25:BA:1058:G:H8	1.75	0.51
26:DB:33:G:O2'	26:DB:34:U:H5'	2.11	0.51

*Continued on next page...*



*Continued from previous page...*

Atom-1	Atom-2	Distance(Å)	Clash(Å)
25:BA:1425:G:H2'	25:BA:1426:G:O4'	2.10	0.51
48:D1:12:PRO:O	48:D1:14:VAL:HG23	2.10	0.51
29:BF:101:LEU:O	29:BF:106:ARG:NH1	2.42	0.51
29:DF:63:LYS:HE2	29:DF:67:GLN:HG2	1.93	0.51
27:BD:102:LYS:O	27:BD:103:ARG:HG2	2.11	0.51
27:BD:80:ALA:HB3	27:BD:94:LEU:HD13	1.92	0.51
26:BB:11:C:O2'	26:BB:12:C:O5'	2.28	0.51
39:BS:25:ARG:CG	39:BS:88:ASP:HB2	2.40	0.51
36:DP:59:LEU:HG	55:D8:13:ARG:HH12	1.75	0.51
25:DA:1495:A:H2'	25:DA:1495:A:N3	2.25	0.51
1:AA:974:A:H8	1:AA:974:A:OP1	1.94	0.51
4:CY:56:GLU:CD	25:DA:2473:U:C6	2.83	0.51
1:AA:954:G:H2'	1:AA:955:U:C6	2.46	0.51
25:DA:2517:C:C2	25:DA:2542:A:N1	2.79	0.51
33:BK:77:LEU:HD11	33:BK:111:LYS:HD2	1.92	0.51
25:BA:184:C:H2'	25:BA:185:U:C6	2.46	0.51
35:BO:73:ASP:HB2	40:BT:82:LEU:CD1	2.40	0.51
23:AT:39:LYS:O	23:AT:43:LEU:HG	2.10	0.51
26:BB:30:C:H2'	26:BB:31:C:H5'	1.92	0.51
33:BK:33:ASN:O	33:BK:37:PHE:HB2	2.10	0.51
28:BE:184:VAL:HG12	28:BE:185:LYS:H	1.75	0.51
26:DB:55:U:O2'	26:DB:56:G:H5'	2.10	0.51
42:DV:38:LEU:C	42:DV:39:LEU:HD13	2.30	0.51
36:BP:50:ARG:CG	36:BP:51:PHE:N	2.65	0.51
13:AJ:34:VAL:HG22	13:AJ:74:ILE:HG22	1.92	0.51
4:CY:343:ARG:HG2	4:CY:345:ASP:OD2	2.10	0.51
1:CA:1324:A:H2'	1:CA:1325:C:C6	2.46	0.51
25:BA:2305:A:C3'	25:BA:2306:C:H5''	2.39	0.51
25:BA:2230:G:H1'	48:B1:45:ASN:CB	2.40	0.51
33:BK:129:GLY:HA2	33:BK:132:ARG:HG3	1.91	0.51
21:CR:59:SER:HB3	21:CR:62:GLU:HG3	1.93	0.51
1:AA:1081:G:N7	8:AE:47:LYS:NZ	2.59	0.51
25:DA:528:A:N1	25:DA:2042:A:H2'	2.25	0.51
28:BE:201:THR:HG22	28:BE:203:LYS:H	1.75	0.51
1:AA:1226:C:H2'	16:AM:103:THR:HG22	1.92	0.51
37:DQ:65:PHE:CD2	37:DQ:105:GLU:HB2	2.45	0.51
11:CH:38:ILE:HD11	11:CH:118:VAL:O	2.10	0.51
27:BD:118:VAL:HG22	27:BD:119:ALA:N	2.26	0.51
1:CA:909:A:H2'	1:CA:910:C:O4'	2.10	0.51
25:DA:184:C:H2'	25:DA:185:U:H6	1.75	0.51
44:DX:55:ASN:HB2	44:DX:80:ILE:HG13	1.93	0.51
30:BG:50:ALA:O	30:BG:53:LEU:HB3	2.11	0.51

*Continued on next page...*



*Continued from previous page...*

Atom-1	Atom-2	Distance(Å)	Clash(Å)
1:AA:247:G:O5'	20:AQ:99:SER:HB2	2.10	0.51
29:DF:39:TRP:O	29:DF:43:LYS:HG2	2.11	0.51
11:AH:64:LYS:HG2	11:AH:79:VAL:HG21	1.92	0.51
1:AA:655:A:C2	1:AA:754:C:N4	2.79	0.51
3:AW:61:C:H2'	3:AW:62:C:H6	1.74	0.51
1:CA:68(U):U:H2'	1:CA:68(V):G:C8	2.46	0.51
46:DZ:48:PHE:HE2	46:DZ:71:VAL:HG21	1.75	0.51
43:BW:70:TYR:HD2	43:BW:70:TYR:H	1.58	0.51
1:CA:1000:A:H2	1:CA:1040:U:H3	1.58	0.51
16:CM:7:VAL:HG22	30:DG:115:ARG:HA	1.91	0.51
25:DA:198:C:H5'	25:DA:2244:U:OP1	2.09	0.51
7:CD:68:TYR:CD1	7:CD:68:TYR:N	2.78	0.51
25:DA:2712:U:O2'	25:DA:2713:A:H5'	2.11	0.51
49:B2:17:SER:HB3	49:B2:18:PRO:CD	2.32	0.51
25:BA:1657:C:H2'	25:BA:1658:C:H6	1.76	0.51
31:BH:127:GLU:CG	31:BH:128:PRO:HD2	2.41	0.51
22:AS:63:THR:N	22:AS:66:MET:HE3	2.26	0.51
31:DH:125:VAL:C	31:DH:127:GLU:H	2.14	0.51
28:DE:201:THR:HG22	28:DE:203:LYS:H	1.76	0.51
25:DA:2892:A:N6	25:DA:2893:G:N1	2.59	0.51
25:BA:1172:G:H3'	25:BA:1173:A:C5'	2.39	0.51
37:DQ:23:GLY:CA	37:DQ:98:LYS:HB2	2.41	0.51
25:DA:285:C:H2'	25:DA:286:C:C6	2.42	0.51
1:AA:376:G:OP2	19:AP:67:THR:HG21	2.11	0.51
39:DS:27:SER:O	39:DS:37:ALA:HA	2.11	0.51
1:CA:1104:G:H2'	1:CA:1105:A:C8	2.43	0.51
28:DE:9:VAL:HG13	28:DE:25:VAL:O	2.10	0.51
19:CP:34:GLU:OE2	19:CP:55:ARG:HD3	2.11	0.51
25:BA:2758:A:C4	31:BH:67:LEU:HD21	2.46	0.51
42:BV:28:GLU:HB2	42:BV:31:ALA:CB	2.40	0.51
12:AI:104:ARG:O	12:AI:104:ARG:HD3	2.10	0.51
11:AH:10:LEU:HD23	11:AH:10:LEU:N	2.24	0.51
1:CA:554:C:H2'	1:CA:555:C:H6	1.76	0.51
4:AY:207:PRO:HG2	4:AY:208:PHE:CE1	2.46	0.51
35:DO:73:ASP:HB2	40:DT:82:LEU:CD1	2.41	0.51
41:DU:70:ARG:HA	41:DU:74:LEU:O	2.10	0.51
17:AN:36:PHE:HD1	17:AN:36:PHE:O	1.94	0.51
25:BA:2858:C:C5	25:BA:2859:G:C5	2.99	0.51
25:DA:997:G:O2'	25:DA:998:C:H5'	2.10	0.51
49:B2:16:LEU:HB2	49:B2:20:GLU:HG2	1.91	0.51
1:CA:273:A:N6	1:CA:274:A:N6	2.58	0.51
25:DA:2531:A:H4'	31:DH:157:TYR:CD2	2.46	0.51

*Continued on next page...*



*Continued from previous page...*

Atom-1	Atom-2	Distance(Å)	Clash(Å)
30:DG:50:ALA:O	30:DG:53:LEU:HB3	2.09	0.51
1:AA:957:U:H2'	1:AA:959:A:OP2	2.11	0.51
25:DA:1187:G:H5''	42:DV:81:TYR:CE2	2.45	0.51
1:CA:1016:A:H2'	1:CA:1017:G:O4'	2.10	0.51
1:CA:655:A:C2	1:CA:754:C:N4	2.78	0.51
1:AA:614:A:H2'	1:AA:615:C:C6	2.45	0.51
16:CM:91:ARG:NH1	22:CS:81:ARG:HH12	2.07	0.51
1:AA:424:G:C2	1:AA:425:G:C8	2.98	0.51
25:DA:1029:A:H5''	37:DQ:128:LYS:HE2	1.93	0.51
19:AP:53:VAL:HG12	19:AP:79:VAL:HG22	1.93	0.51
1:CA:1102:A:H2'	1:CA:1103:C:C6	2.46	0.51
1:AA:55:A:C2	32:DI:89:TYR:CZ	2.97	0.51
1:AA:55:A:H2	32:DI:89:TYR:CE1	2.29	0.51
29:BF:184:TYR:CD2	29:BF:188:ARG:HD2	2.44	0.51
30:DG:64:THR:OG1	30:DG:94:LEU:HD13	2.09	0.51
18:AO:44:LYS:HE3	18:AO:44:LYS:CA	2.39	0.51
26:DB:59:A:H2'	26:DB:60:C:O4'	2.11	0.51
39:BS:27:SER:O	39:BS:37:ALA:HA	2.11	0.51
1:AA:926:G:C6	1:AA:1505:G:C6	2.98	0.51
31:DH:169:VAL:O	31:DH:169:VAL:HG22	2.10	0.51
1:AA:364:A:H2'	1:AA:365:U:O2	2.10	0.51
25:BA:1408:C:C2	25:BA:1595:G:N2	2.79	0.51
55:B8:53:PRO:O	55:B8:57:ARG:NH1	2.44	0.51
30:DG:126:ASP:O	30:DG:128:ARG:N	2.44	0.51
40:DT:98:LYS:HB3	40:DT:100:TYR:CE1	2.45	0.51
55:D8:53:PRO:HA	55:D8:56:GLU:HB2	1.92	0.51
21:AR:66:LEU:CD1	21:AR:70:ILE:HD11	2.41	0.51
1:CA:939:G:H5''	10:CG:102:ARG:NH2	2.26	0.51
46:DZ:13:GLU:H	46:DZ:13:GLU:CD	2.14	0.51
27:DD:5:LYS:HG3	27:DD:17:THR:HG22	1.93	0.51
25:BA:1448:G:H2'	25:BA:1448(A):A:C8	2.45	0.51
8:AE:11:ILE:HD11	8:AE:108:ALA:HB3	1.93	0.51
18:CO:17:ARG:CZ	18:CO:77:ARG:HH11	2.23	0.51
1:AA:1000:A:H2	1:AA:1040:U:H3	1.58	0.51
25:DA:2858:C:C5	25:DA:2859:G:C5	2.98	0.51
1:AA:949:A:C2	1:AA:1233:G:N3	2.79	0.51
48:D1:30:VAL:O	48:D1:30:VAL:HG12	2.11	0.51
25:DA:760:G:H2'	25:DA:761:A:O4'	2.11	0.51
33:DK:40:ALA:HB1	33:DK:67:PHE:CE1	2.46	0.51
41:BU:61:TRP:CH2	41:BU:94:ASN:HB2	2.44	0.51
41:DU:61:TRP:CH2	41:DU:94:ASN:HB2	2.45	0.51
25:BA:1022:G:C6	25:BA:1140:C:C4	2.98	0.51

*Continued on next page...*



*Continued from previous page...*

Atom-1	Atom-2	Distance(Å)	Clash(Å)
34:DN:38:LEU:HD23	34:DN:157:ARG:HG3	1.93	0.51
25:BA:125:G:H4'	25:BA:126:A:OP2	2.11	0.51
8:CE:76:ILE:HG13	8:CE:77:PRO:CD	2.41	0.51
27:BD:62:TYR:HA	27:BD:87:ASN:HD21	1.76	0.51
30:BG:64:THR:OG1	30:BG:94:LEU:HD13	2.10	0.51
25:DA:880:G:H1	25:DA:897:C:H42	1.57	0.51
25:BA:380:U:H2'	25:BA:381:G:H8	1.76	0.51
21:AR:59:SER:HB3	21:AR:62:GLU:HG3	1.93	0.51
31:BH:92:ILE:N	31:BH:92:ILE:HD12	2.25	0.51
32:BI:82:ARG:HB3	32:BI:89:TYR:CD2	2.46	0.51
36:DP:27:HIS:ND1	36:DP:27:HIS:C	2.62	0.51
55:B8:53:PRO:HA	55:B8:56:GLU:HB2	1.91	0.51
5:AB:97:TRP:HH2	5:AB:176:GLU:CG	2.24	0.51
46:BZ:13:GLU:H	46:BZ:13:GLU:CD	2.14	0.51
14:AK:84:VAL:HG11	14:AK:95:ILE:HD11	1.92	0.51
44:DX:40:LYS:O	44:DX:44:GLU:HB2	2.11	0.51
25:BA:1003:G:N2	25:BA:1153:C:C2	2.79	0.51
25:DA:667:U:H2'	25:DA:668:G:O4'	2.11	0.51
1:AA:123:C:OP1	1:AA:312:C:H5'	2.11	0.51
30:BG:139:LEU:HD23	30:BG:152:LEU:HD21	1.93	0.51
34:DN:133:GLY:O	34:DN:137:ARG:HG3	2.11	0.51
26:BB:55:U:O2'	26:BB:56:G:H5'	2.10	0.51
25:BA:868:U:C4	25:BA:869:G:N7	2.79	0.51
25:BA:1592:C:H2'	25:BA:1593:G:H8	1.76	0.51
15:AL:116:ARG:HB3	15:AL:121:THR:HB	1.93	0.51
30:DG:105:LYS:HD3	30:DG:142:PRO:HG3	1.91	0.51
25:BA:2787:C:O4'	28:BE:62:PRO:HB3	2.10	0.51
41:DU:91:ASP:O	41:DU:92:ARG:C	2.47	0.51
15:CL:31:PHE:HE2	15:CL:85:ARG:HG3	1.76	0.51
15:AL:31:PHE:HE2	15:AL:85:ARG:HG3	1.75	0.51
5:CB:163:PHE:HA	5:CB:185:ILE:O	2.11	0.51
26:BB:81:G:C6	26:BB:82:G:C5	2.98	0.51
38:BR:2:ARG:O	38:BR:2:ARG:HD2	2.10	0.51
30:DG:11:TYR:O	30:DG:16:ARG:N	2.44	0.51
1:CA:1306:A:H1'	1:CA:1332:A:C2	2.46	0.51
25:DA:2285:C:C5	53:D6:27:LYS:HE3	2.46	0.51
39:BS:33:LYS:C	39:BS:34:HIS:CD2	2.84	0.51
25:DA:2230:G:H1'	48:D1:45:ASN:CB	2.41	0.51
27:DD:270:ILE:C	27:DD:270:ILE:HD12	2.31	0.51
4:CY:77:SER:HB2	4:CY:110:LYS:NZ	2.24	0.51
32:DI:11:ASN:HB2	32:DI:12:LEU:HD22	1.93	0.51
36:DP:17:LYS:O	36:DP:19:VAL:N	2.44	0.51

*Continued on next page...*



*Continued from previous page...*

Atom-1	Atom-2	Distance(Å)	Clash(Å)
44:BX:63:LYS:HZ2	44:BX:72:LYS:HB3	1.74	0.51
25:DA:848:G:H2'	25:DA:849:A:C8	2.45	0.51
28:BE:25:VAL:C	28:BE:26:ILE:HD13	2.31	0.51
46:DZ:97:GLU:HB3	46:DZ:125:LEU:HD21	1.92	0.51
25:BA:1712(J):G:O2'	25:BA:1712(K):A:C8	2.62	0.51
36:DP:105:LEU:HD12	36:DP:105:LEU:N	2.26	0.51
25:BA:1464:C:H2'	25:BA:1465:G:C8	2.46	0.51
25:BA:2023:G:H5'	25:BA:2617:C:H4'	1.93	0.51
18:AO:39:LEU:HD13	18:AO:56:LEU:HB2	1.93	0.51
30:DG:170:ARG:O	30:DG:174:GLU:HG3	2.11	0.51
30:BG:111:LEU:N	30:BG:112:PRO:HD2	2.25	0.51
6:AC:181:ASN:ND2	6:AC:204:LEU:HB2	2.26	0.51
25:BA:1654:A:OP2	38:BR:3:HIS:CD2	2.64	0.51
47:B0:53:MET:HG3	47:B0:59:LEU:HD23	1.92	0.51
25:BA:301:G:C4	25:BA:302:C:C5	2.99	0.51
25:BA:760:G:H2'	25:BA:761:A:O4'	2.10	0.51
6:AC:125:GLU:OE2	6:AC:189:ALA:HA	2.11	0.51
1:AA:22:G:H2'	1:AA:23:C:C6	2.46	0.51
25:DA:868:U:C4	25:DA:869:G:N7	2.79	0.51
35:DO:25:LEU:HB2	35:DO:38:VAL:HG23	1.92	0.51
1:AA:542:G:H2'	1:AA:543:C:H6	1.76	0.51
42:BV:39:LEU:HA	42:BV:47:VAL:HG11	1.92	0.51
25:BA:1190:G:C5'	36:BP:35:HIS:HA	2.31	0.51
25:DA:819:A:C4	25:DA:1189:A:C2	2.99	0.51
34:BN:38:LEU:HD23	34:BN:157:ARG:HG3	1.93	0.51
49:B2:47:ASN:O	49:B2:49:LYS:N	2.44	0.51
28:BE:111:ARG:HB2	28:BE:160:TYR:O	2.10	0.51
28:DE:111:ARG:HB2	28:DE:160:TYR:O	2.11	0.51
32:DI:77:LEU:HD12	32:DI:140:LEU:HD21	1.92	0.51
28:BE:132:HIS:HA	28:BE:135:HIS:CE1	2.46	0.51
25:DA:543(C):A:C5	25:DA:543(D):A:N6	2.78	0.51
25:DA:2041:U:H2'	25:DA:2042:A:H8	1.76	0.51
25:DA:320:A:H2'	29:DF:136:THR:HG21	1.93	0.51
1:CA:954:G:H2'	1:CA:955:U:C6	2.46	0.51
1:AA:974:A:C8	17:AN:31:ARG:CD	2.94	0.51
1:CA:913:A:C1'	1:CA:914:A:OP2	2.58	0.51
25:DA:1405:U:H2'	25:DA:1406:U:H6	1.73	0.51
52:B5:40:LYS:NZ	52:B5:46:CYS:H	2.09	0.51
29:BF:65:TRP:CZ2	29:BF:75:HIS:HD2	2.29	0.51
55:D8:22:VAL:HG12	55:D8:50:LEU:HD22	1.93	0.51
46:DZ:9:TYR:OH	46:DZ:61:LEU:HD13	2.10	0.51
21:CR:66:LEU:CD1	21:CR:70:ILE:HD11	2.40	0.51

*Continued on next page...*



*Continued from previous page...*

Atom-1	Atom-2	Distance(Å)	Clash(Å)
25:DA:26:G:C6	25:DA:27:G:N1	2.78	0.51
25:BA:26:G:C6	25:BA:27:G:N1	2.79	0.51
42:BV:72:VAL:CG2	42:BV:85:LYS:HB2	2.41	0.51
25:DA:2050:C:H1'	28:DE:156:MET:HE2	1.92	0.51
42:DV:51:VAL:HG12	42:DV:52:VAL:N	2.26	0.51
35:BO:79:PHE:HD2	40:BT:72:VAL:HG22	1.76	0.51
10:CG:69:VAL:O	10:CG:69:VAL:HG12	2.11	0.51
25:BA:1927:A:C6	25:BA:1928:A:C6	2.99	0.51
25:DA:634:C:H2'	25:DA:635:C:C6	2.46	0.51
26:BB:33:G:O2'	26:BB:34:U:H5'	2.11	0.51
26:DB:30:C:H2'	26:DB:31:C:H5'	1.92	0.51
25:BA:2531:A:H2	25:BA:2658:C:O2	1.93	0.51
5:CB:221:LEU:HD13	5:CB:221:LEU:O	2.11	0.51
25:DA:2791:C:H4'	25:DA:2792:G:OP1	2.10	0.51
25:DA:301:G:C4	25:DA:302:C:C5	2.99	0.51
25:DA:212:G:O2'	25:DA:213:A:H5'	2.11	0.51
20:AQ:8:GLY:HA3	20:AQ:23:VAL:HG12	1.92	0.51
6:CC:16:ARG:HB2	6:CC:16:ARG:NH1	2.25	0.50
15:AL:6:ILE:HD12	15:AL:7:ASN:N	2.23	0.50
28:BE:111:ARG:HD2	28:BE:160:TYR:CE1	2.41	0.50
28:DE:2:LYS:HB3	28:DE:95:ILE:HD12	1.93	0.50
1:AA:509:A:C4'	1:AA:510:A:OP1	2.58	0.50
28:BE:134:ILE:HA	28:BE:137:HIS:CD2	2.46	0.50
32:DI:37:VAL:HG11	32:DI:43:ASN:HD22	1.76	0.50
7:AD:49:ARG:NH1	7:AD:50:ARG:H	2.08	0.50
25:DA:528:A:C2	25:DA:2043:C:C5'	2.94	0.50
37:BQ:89:ASN:C	37:BQ:92:GLY:H	2.14	0.50
27:DD:27:THR:HG23	27:DD:27:THR:O	2.11	0.50
28:DE:134:ILE:HA	28:DE:137:HIS:CD2	2.46	0.50
8:AE:57:LYS:O	8:AE:61:TYR:HD2	1.93	0.50
37:BQ:65:PHE:CD2	37:BQ:105:GLU:HB2	2.45	0.50
53:D6:46:HIS:O	53:D6:47:THR:HG23	2.10	0.50
45:BY:20:TYR:CE1	45:BY:42:VAL:HA	2.46	0.50
25:DA:1946:U:H2'	25:DA:1947:C:H6	1.76	0.50
25:BA:2563:U:O2	25:BA:2565:A:H8	1.95	0.50
25:BA:1268:A:C2	25:BA:2013:A:C4	2.99	0.50
25:DA:1790:C:O2'	27:DD:209:ALA:HB2	2.10	0.50
43:DW:65:LEU:HD12	43:DW:68:ARG:NE	2.26	0.50
8:AE:10:MET:HG3	8:AE:13:ILE:HD11	1.93	0.50
35:BO:31:LYS:HB3	35:BO:32:TYR:CE1	2.46	0.50
1:CA:179:A:H2'	1:CA:180:U:C6	2.46	0.50
23:CT:39:LYS:O	23:CT:43:LEU:HG	2.10	0.50

*Continued on next page...*



*Continued from previous page...*

Atom-1	Atom-2	Distance(Å)	Clash(Å)
28:BE:176:ILE:HD12	28:BE:176:ILE:N	2.26	0.50
1:AA:179:A:H2'	1:AA:180:U:C6	2.47	0.50
8:AE:41:VAL:HG21	8:AE:113:ALA:CB	2.41	0.50
1:CA:1315:U:C4	1:CA:1316:G:C6	2.99	0.50
1:CA:1057:G:H4'	6:CC:197:GLY:H	1.76	0.50
25:BA:247:G:O6	55:B8:12:LYS:HE3	2.11	0.50
34:DN:95:TYR:CD2	34:DN:113:MET:HG3	2.46	0.50
25:DA:125:G:H4'	25:DA:126:A:OP2	2.11	0.50
27:DD:35:LYS:HG3	27:DD:104:TYR:CD2	2.45	0.50
27:BD:94:LEU:HD11	27:BD:96:HIS:CE1	2.47	0.50
25:BA:1558:A:C1'	25:BA:1559:G:OP2	2.57	0.50
1:CA:1362:C:H2'	1:CA:1362(A):C:H5''	1.93	0.50
26:BB:113:C:O2'	39:BS:46:VAL:HG13	2.11	0.50
32:DI:38:LEU:H	32:DI:38:LEU:HD22	1.75	0.50
1:CA:1238:A:H2'	1:CA:1238:A:N3	2.26	0.50
1:AA:1238:A:H2'	1:AA:1238:A:N3	2.26	0.50
14:AK:33:THR:HA	14:AK:40:ILE:HG12	1.93	0.50
17:AN:23:ARG:HD3	17:AN:29:ARG:O	2.11	0.50
7:AD:194:LEU:HD22	7:AD:194:LEU:N	2.26	0.50
25:DA:2692:C:H2'	25:DA:2693:A:H8	1.76	0.50
25:DA:2645:G:H3'	25:DA:2646:C:H5'	1.92	0.50
1:CA:1478:C:H2'	1:CA:1479:C:H6	1.76	0.50
35:DO:73:ASP:HB2	40:DT:82:LEU:HD12	1.94	0.50
30:BG:105:LYS:HD3	30:BG:142:PRO:HG3	1.92	0.50
25:DA:1108:U:H2'	25:DA:1109:C:O4'	2.11	0.50
31:BH:94:TYR:CD1	31:BH:107:VAL:HA	2.47	0.50
25:DA:1268:A:C2	25:DA:2013:A:C4	3.00	0.50
1:AA:1315:U:C4	1:AA:1316:G:C6	3.00	0.50
37:DQ:83:MET:HG2	37:DQ:84:GLY:N	2.24	0.50
25:DA:247:G:O6	55:D8:12:LYS:HE3	2.11	0.50
34:DN:135:LEU:HD23	34:DN:135:LEU:C	2.31	0.50
6:AC:23:TYR:HA	13:AJ:11:PHE:CE1	2.46	0.50
18:CO:35:ARG:HG2	18:CO:59:MET:HE1	1.94	0.50
44:BX:50:LYS:HB2	44:BX:87:GLN:HE22	1.76	0.50
25:BA:2712:U:O2'	25:BA:2713:A:H5'	2.11	0.50
16:CM:39:ILE:HD11	16:CM:55:ARG:HH21	1.76	0.50
4:CY:89:MET:CA	4:CY:97:ARG:HG3	2.39	0.50
26:BB:82:G:O2'	26:BB:83:G:H5'	2.12	0.50
12:CI:15:ALA:HB2	12:CI:65:VAL:HG23	1.93	0.50
4:AY:343:ARG:HG2	4:AY:345:ASP:OD2	2.11	0.50
25:BA:2892:A:N6	25:BA:2893:G:N1	2.59	0.50
36:BP:27:HIS:C	36:BP:27:HIS:ND1	2.60	0.50

*Continued on next page...*



*Continued from previous page...*

Atom-1	Atom-2	Distance(Å)	Clash(Å)
23:AT:72:LEU:HD21	23:AT:76:ALA:C	2.32	0.50
37:BQ:75:THR:HA	37:BQ:88:GLY:CA	2.41	0.50
19:AP:22:THR:HG22	19:AP:32:TYR:HB2	1.92	0.50
46:BZ:163:LEU:H	46:BZ:163:LEU:CD2	2.25	0.50
29:DF:12:LEU:HD13	29:DF:124:LEU:HD11	1.93	0.50
25:BA:572:A:H5''	25:BA:573:G:OP2	2.11	0.50
25:DA:2693:A:H2'	25:DA:2694:G:C8	2.46	0.50
6:CC:81:GLY:O	6:CC:85:ARG:HD3	2.11	0.50
33:BK:104:VAL:HG13	33:BK:127:ILE:HB	1.94	0.50
18:CO:39:LEU:HD13	18:CO:56:LEU:HB2	1.93	0.50
7:AD:76:ARG:HG3	7:AD:207:TYR:CE1	2.46	0.50
27:DD:218:ARG:HB3	27:DD:219:PRO:HD2	1.93	0.50
1:AA:392:G:H2'	1:AA:393:A:C8	2.46	0.50
1:CA:186(B):C:H2'	1:CA:186(C):G:H8	1.76	0.50
1:AA:671:G:H2'	1:AA:672:U:C6	2.47	0.50
31:DH:43:VAL:HG23	31:DH:44:VAL:H	1.76	0.50
39:DS:22:GLY:O	39:DS:23:ARG:HG3	2.12	0.50
25:BA:855:G:C2	25:BA:856:C:O2	2.64	0.50
1:AA:794:A:H2'	1:AA:795:C:C6	2.47	0.50
25:BA:2704:C:H2'	25:BA:2705:A:O4'	2.11	0.50
1:AA:1438:G:H2'	1:AA:1439:C:H6	1.76	0.50
6:AC:90:GLU:O	6:AC:93:LYS:HB3	2.12	0.50
25:BA:1778:U:H2'	25:BA:1784:A:N6	2.26	0.50
32:BI:1:MET:HG3	32:BI:23:PRO:HA	1.92	0.50
25:BA:942:G:H5'	36:BP:35:HIS:CB	2.39	0.50
25:DA:943:U:OP2	36:DP:38:GLN:CD	2.50	0.50
1:CA:266:G:H4'	1:CA:267:C:H5''	1.92	0.50
25:BA:1468(J):G:H2'	25:BA:1468(K):G:H8	1.76	0.50
31:DH:19:VAL:HG12	31:DH:20:ALA:N	2.26	0.50
26:DB:11:C:H2'	26:DB:12:C:C5	2.46	0.50
31:BH:19:VAL:HG12	31:BH:20:ALA:N	2.26	0.50
31:BH:23:ARG:HD3	31:BH:23:ARG:N	2.21	0.50
13:CJ:4:ILE:HG22	13:CJ:74:ILE:HD11	1.94	0.50
1:AA:1320:C:H42	22:AS:36:ARG:HG3	1.77	0.50
25:DA:534:U:O2'	41:DU:49:HIS:CD2	2.65	0.50
31:BH:169:VAL:O	31:BH:169:VAL:HG22	2.11	0.50
27:BD:25:THR:HG21	27:BD:81:ALA:CA	2.41	0.50
25:BA:2688:U:C5	25:BA:2720:U:OP2	2.64	0.50
49:B2:1:MET:O	49:B2:3:LEU:N	2.45	0.50
13:AJ:51:ARG:H	13:AJ:60:ARG:HA	1.77	0.50
45:BY:42:VAL:HG12	45:BY:42:VAL:O	2.11	0.50
25:DA:1054:A:H2'	25:DA:1055:G:C8	2.46	0.50

*Continued on next page...*



*Continued from previous page...*

Atom-1	Atom-2	Distance(Å)	Clash(Å)
26:DB:75:G:H21	46:DZ:85:HIS:CE1	2.29	0.50
44:BX:55:ASN:HB2	44:BX:80:ILE:HG13	1.93	0.50
25:DA:902:C:H2'	25:DA:903:C:C6	2.46	0.50
30:BG:117:PHE:O	30:BG:118:ARG:HG3	2.11	0.50
25:DA:75:G:H4'	49:D2:55:ARG:NH2	2.26	0.50
34:BN:43:GLY:HA2	34:BN:84:ARG:HG3	1.92	0.50
1:AA:1001:G:H2'	1:AA:1002:G:O4'	2.10	0.50
25:DA:245:G:O6	55:D8:8:LYS:HE3	2.11	0.50
1:AA:664:G:H22	1:AA:741:G:H1	1.59	0.50
1:CA:811:C:H4'	1:CA:900:A:N6	2.25	0.50
14:AK:52:GLY:H	14:AK:55:LYS:HE3	1.76	0.50
1:CA:279:A:C5	20:CQ:98:LEU:HD13	2.46	0.50
25:DA:1356:G:H2'	25:DA:1357:U:H6	1.76	0.50
32:DI:29:TYR:O	32:DI:32:PRO:HD2	2.11	0.50
25:BA:1929:G:H4'	25:BA:1930:G:OP1	2.10	0.50
28:BE:59:VAL:HG12	28:BE:59:VAL:O	2.12	0.50
25:DA:1418:G:O5'	25:DA:1418:G:H8	1.95	0.50
4:CY:120:LEU:HD23	4:CY:120:LEU:O	2.11	0.50
41:BU:70:ARG:HA	41:BU:74:LEU:O	2.11	0.50
29:BF:122:LYS:O	29:BF:191:ARG:HG3	2.11	0.50
25:DA:2058:A:N6	25:DA:2059:A:N6	2.60	0.50
41:DU:62:ILE:HD12	41:DU:76:TYR:CZ	2.47	0.50
41:DU:92:ARG:O	41:DU:94:ASN:N	2.44	0.50
25:DA:1188:U:O2'	25:DA:1189:A:H5'	2.12	0.50
27:DD:134:ARG:HG3	27:DD:135:PHE:CD1	2.46	0.50
30:BG:11:TYR:O	30:BG:16:ARG:N	2.45	0.50
32:DI:88:ILE:HG12	32:DI:144:VAL:HG11	1.93	0.50
43:DW:73:ALA:O	43:DW:106:ILE:HG12	2.11	0.50
28:DE:132:HIS:HA	28:DE:135:HIS:CE1	2.47	0.50
23:CT:51:GLU:HA	23:CT:54:LYS:HB3	1.92	0.50
15:CL:17:VAL:HG23	15:CL:18:ARG:N	2.24	0.50
25:BA:2789:C:H1'	25:BA:2892:A:C2	2.46	0.50
25:BA:1678:G:N2	25:BA:1989:G:N2	2.60	0.50
51:B4:40:ILE:HG13	51:B4:57:ILE:HG21	1.94	0.50
28:BE:201:THR:CG2	28:BE:202:LYS:N	2.74	0.50
27:BD:25:THR:HG22	27:BD:82:ILE:O	2.11	0.50
19:AP:55:ARG:NH1	19:AP:55:ARG:HB3	2.26	0.50
1:CA:624:C:H4'	19:CP:11:SER:H	1.77	0.50
19:CP:55:ARG:HB3	19:CP:55:ARG:NH1	2.26	0.50
44:DX:10:ALA:HB1	44:DX:11:PRO:HD2	1.94	0.50
29:DF:192:LEU:HD23	29:DF:193:VAL:N	2.25	0.50
30:DG:71:THR:HG22	30:DG:89:GLY:O	2.12	0.50

*Continued on next page...*



*Continued from previous page...*

Atom-1	Atom-2	Distance(Å)	Clash(Å)
38:DR:10:LEU:HB2	38:DR:17:ARG:HE	1.77	0.50
25:DA:2023:G:H5'	25:DA:2617:C:H4'	1.93	0.50
37:DQ:134:ARG:HG2	46:DZ:122:ARG:NH1	2.26	0.50
7:CD:156:GLU:O	7:CD:160:GLN:HG3	2.12	0.50
4:AY:32:ILE:O	4:AY:36:GLU:HB2	2.11	0.50
25:BA:1288:U:H1'	25:BA:1647:G:N2	2.27	0.50
25:BA:1324:G:C4	25:BA:1328:G:O6	2.64	0.50
28:BE:11:MET:HB2	28:BE:23:VAL:O	2.11	0.50
10:CG:100:ALA:O	10:CG:104:LEU:HD23	2.11	0.50
1:AA:792:A:H4'	1:AA:793:U:O5'	2.12	0.50
10:CG:26:PHE:O	10:CG:30:ILE:HG12	2.11	0.50
44:BX:66:LEU:HD23	44:BX:67:GLY:N	2.27	0.50
25:DA:2443:C:O2'	25:DA:2444:G:H5'	2.11	0.50
25:DA:2563:U:H4'	35:DO:28:SER:HA	1.93	0.50
25:BA:1751:C:H2'	25:BA:1752:C:H6	1.77	0.50
36:BP:140:ALA:O	36:BP:141:ALA:HB2	2.11	0.50
46:DZ:51:ALA:HB1	46:DZ:57:ILE:HD11	1.93	0.50
25:BA:1952:A:C4	35:BO:22:ILE:HD12	2.46	0.50
12:CI:8:GLY:HA3	12:CI:76:ALA:O	2.11	0.50
28:DE:59:VAL:O	28:DE:59:VAL:HG12	2.11	0.50
11:CH:127:LEU:HD22	11:CH:127:LEU:H	1.76	0.50
12:CI:114:TYR:CD2	12:CI:114:TYR:N	2.79	0.50
25:BA:195:A:H5''	25:BA:196:A:OP2	2.12	0.50
36:BP:148:LEU:O	36:BP:149:GLU:HB2	2.10	0.50
8:AE:76:ILE:CG2	8:AE:93:PRO:HG3	2.39	0.50
1:CA:1238:A:C8	1:CA:1303:C:H1'	2.47	0.50
25:BA:1187:G:H5''	42:BV:81:TYR:CE2	2.47	0.50
43:DW:1:MET:HG2	43:DW:2:GLU:N	2.25	0.50
23:CT:72:LEU:HD21	23:CT:76:ALA:C	2.31	0.50
27:DD:25:THR:HG21	27:DD:81:ALA:CA	2.42	0.50
25:BA:528:A:C2	25:BA:2043:C:H4'	2.46	0.50
13:CJ:51:ARG:H	13:CJ:60:ARG:HA	1.76	0.50
1:AA:105:G:H2'	1:AA:106:C:H6	1.76	0.50
19:AP:19:ILE:HD12	19:AP:19:ILE:N	2.26	0.50
47:D0:51:VAL:N	47:D0:62:LEU:HD12	2.26	0.50
33:BK:100:THR:HG22	33:BK:139:VAL:HG23	1.94	0.50
1:AA:1259:C:C4	1:AA:1260:C:O2	2.65	0.50
29:BF:33:LEU:HD13	29:BF:112:MET:HE2	1.92	0.50
1:CA:1169:A:C6	1:CA:1170:A:C6	3.00	0.50
1:CA:1076:C:C2	1:CA:1082:G:N2	2.80	0.50
1:CA:22:G:H2'	1:CA:23:C:C6	2.46	0.50
30:DG:111:LEU:HD22	30:DG:117:PHE:CE1	2.47	0.50

*Continued on next page...*



*Continued from previous page...*

Atom-1	Atom-2	Distance(Å)	Clash(Å)
1:CA:563:A:N7	1:CA:567:G:H1'	2.26	0.50
25:BA:1119:C:O2'	25:BA:1120:G:H5'	2.11	0.50
25:BA:588:U:H2'	25:BA:589:C:C6	2.47	0.50
5:CB:113:HIS:O	5:CB:117:GLU:HG3	2.11	0.50
25:BA:605:C:H1'	25:BA:657:U:O2'	2.12	0.50
10:AG:48:LYS:O	10:AG:52:GLU:HG3	2.11	0.50
10:AG:69:VAL:HG12	10:AG:69:VAL:O	2.12	0.50
27:BD:5:LYS:HG3	27:BD:17:THR:HG22	1.93	0.50
1:CA:949:A:C2	1:CA:1233:G:N3	2.79	0.50
7:CD:12:CYS:SG	7:CD:21:LEU:HD11	2.52	0.50
20:AQ:33:GLY:O	20:AQ:34:LYS:C	2.50	0.50
26:BB:116:G:C5'	39:BS:55:ALA:HB1	2.34	0.50
39:BS:57:LYS:C	39:BS:57:LYS:HD2	2.32	0.50
39:BS:57:LYS:HD2	39:BS:58:LEU:N	2.26	0.50
38:BR:63:ARG:O	38:BR:67:LEU:HD23	2.11	0.50
37:BQ:75:THR:HG22	37:BQ:88:GLY:HA3	1.92	0.50
25:DA:2873:A:C2	38:DR:6:SER:HB2	2.46	0.50
25:DA:588:U:H2'	25:DA:589:C:C6	2.46	0.50
27:BD:131:LEU:HA	27:BD:190:TYR:CE2	2.47	0.50
18:AO:42:HIS:O	18:AO:45:VAL:HG22	2.12	0.50
1:AA:324:G:N2	1:AA:327:A:C8	2.80	0.50
37:BQ:27:VAL:HB	37:BQ:134:ARG:HD2	1.94	0.50
1:CA:105:G:H2'	1:CA:106:C:H6	1.76	0.50
16:AM:84:ILE:HG13	22:AS:74:PHE:CE1	2.47	0.50
43:DW:50:VAL:HG22	43:DW:105:VAL:HG23	1.94	0.50
38:BR:99:LYS:CD	38:BR:99:LYS:H	2.24	0.50
36:DP:6:LEU:HD23	36:DP:6:LEU:N	2.26	0.50
25:DA:1288:U:H1'	25:DA:1647:G:N2	2.27	0.50
43:BW:50:VAL:HG22	43:BW:105:VAL:HG23	1.94	0.50
25:DA:2531:A:H2	25:DA:2658:C:O2	1.94	0.50
1:AA:392:G:H2'	1:AA:393:A:H8	1.77	0.50
35:DO:31:LYS:HB3	35:DO:32:TYR:CE1	2.47	0.50
1:CA:613:C:OP1	7:CD:84:LYS:HD2	2.12	0.50
1:CA:1440(J):C:O2'	1:CA:1440(K):G:N2	2.45	0.50
53:B6:14:THR:HA	53:B6:20:ASN:O	2.12	0.50
35:DO:79:PHE:HD2	40:DT:72:VAL:HG22	1.77	0.50
47:D0:24:LYS:O	47:D0:25:ARG:HD3	2.12	0.50
31:BH:16:SER:CB	31:BH:27:LYS:HB2	2.42	0.50
28:BE:69:LYS:O	28:BE:69:LYS:HG2	2.11	0.50
31:DH:116:GLU:HG3	31:DH:116:GLU:O	2.11	0.50
25:BA:155(A):U:H3'	25:BA:155(B):U:C5'	2.42	0.50
36:DP:16:ARG:CZ	36:DP:18:ARG:HB2	2.39	0.50

*Continued on next page...*



*Continued from previous page...*

Atom-1	Atom-2	Distance(Å)	Clash(Å)
4:CY:325:ARG:NH1	4:CY:362:LEU:HD11	2.25	0.50
25:DA:2723:C:O3'	38:DR:2:ARG:NH2	2.44	0.50
7:AD:9:CYS:SG	7:AD:32:ALA:HB2	2.52	0.50
27:DD:62:TYR:HA	27:DD:87:ASN:HD21	1.77	0.50
25:BA:1024:G:C3'	25:BA:1025:G:H5''	2.36	0.50
25:DA:1024:G:OP2	25:DA:1025:G:H3'	2.12	0.50
25:BA:1006:C:O2	34:BN:129:MET:HG2	2.12	0.50
11:CH:80:ILE:N	11:CH:80:ILE:HD12	2.24	0.50
25:DA:1006:C:O2	34:DN:129:MET:HG2	2.12	0.50
44:DX:63:LYS:HZ1	44:DX:72:LYS:HB3	1.77	0.50
1:CA:1493:A:N6	25:DA:1913:A:C2	2.80	0.50
36:BP:17:LYS:O	36:BP:19:VAL:N	2.45	0.50
1:CA:1081:G:N7	8:CE:47:LYS:NZ	2.59	0.50
25:BA:911:A:H2'	37:BQ:9:TYR:OH	2.12	0.50
51:B4:48:ILE:HG22	51:B4:49:GLU:N	2.27	0.50
7:CD:63:LYS:O	7:CD:67:ILE:HG13	2.12	0.50
1:CA:1158:C:C5	1:CA:1160:G:C8	3.00	0.50
46:DZ:163:LEU:CD2	46:DZ:163:LEU:H	2.25	0.50
37:BQ:134:ARG:HG2	46:BZ:122:ARG:NH1	2.26	0.50
4:AY:252:GLY:HA2	25:BA:2585:U:H5	1.77	0.50
36:DP:79:ARG:O	36:DP:111:ARG:HB2	2.12	0.50
11:AH:38:ILE:HD11	11:AH:118:VAL:O	2.12	0.50
38:BR:7:GLY:O	38:BR:8:ARG:HB2	2.11	0.50
7:CD:64:LEU:HD13	7:CD:198:VAL:HG21	1.92	0.50
28:DE:23:VAL:HA	28:DE:184:VAL:O	2.11	0.50
1:CA:671:G:H2'	1:CA:672:U:H6	1.77	0.50
30:DG:139:LEU:HD23	30:DG:152:LEU:HD21	1.94	0.50
43:BW:26:GLY:HA2	43:BW:71:VAL:O	2.12	0.50
25:DA:1692:U:H2'	25:DA:1694:C:C5	2.47	0.50
39:BS:22:GLY:O	39:BS:23:ARG:HG3	2.12	0.50
25:BA:271(B):G:H4'	25:BA:271(C):U:H5'	1.94	0.50
28:BE:112:GLY:O	28:BE:159:HIS:HA	2.11	0.50
25:BA:245:G:O6	55:B8:8:LYS:HE3	2.11	0.50
1:AA:279:A:C5	20:AQ:98:LEU:HD13	2.47	0.50
25:BA:667:U:H2'	25:BA:668:G:O4'	2.12	0.50
1:CA:957:U:H2'	1:CA:959:A:OP2	2.12	0.50
5:AB:121:LEU:O	5:AB:127:ILE:HD11	2.12	0.50
1:CA:936:C:H2'	1:CA:937:A:O4'	2.11	0.50
1:AA:15:G:C2	1:AA:16:A:C4	2.99	0.50
4:AY:96:GLU:HB3	4:AY:97:ARG:CZ	2.41	0.50
16:AM:52:GLU:O	16:AM:56:LEU:HD23	2.12	0.50
13:AJ:4:ILE:HG22	13:AJ:74:ILE:HD11	1.94	0.50

*Continued on next page...*



*Continued from previous page...*

Atom-1	Atom-2	Distance(Å)	Clash(Å)
45:BY:81:LYS:HZ3	45:BY:98:VAL:HG12	1.76	0.50
36:BP:115:LEU:HA	36:BP:134:ALA:CB	2.42	0.50
1:AA:266:G:H4'	1:AA:267:C:H5''	1.93	0.50
31:BH:43:VAL:HG23	31:BH:44:VAL:H	1.77	0.50
54:B7:9:ARG:HE	54:B7:47:ARG:HB2	1.76	0.50
32:DI:82:ARG:HB3	32:DI:89:TYR:CD2	2.46	0.50
25:DA:2311:A:C2	30:DG:44:GLY:HA3	2.46	0.50
28:BE:55:ASN:HD22	28:BE:57:LYS:HE2	1.77	0.50
1:CA:574:A:H5''	1:CA:575:G:OP2	2.12	0.50
25:BA:84:A:H5''	45:BY:9:LYS:HD2	1.94	0.50
44:DX:31:HIS:ND1	44:DX:32:PRO:HD2	2.27	0.50
1:AA:1158:C:C5	1:AA:1160:G:C8	3.00	0.50
25:DA:2278:A:OP1	37:DQ:11:LYS:HE2	2.12	0.50
28:BE:154:LYS:HD2	28:BE:155:LYS:H	1.77	0.50
25:DA:311:A:C6	25:DA:328:U:C4	3.00	0.50
5:CB:162:ILE:HD12	5:CB:162:ILE:O	2.12	0.50
25:BA:2262:U:H4'	25:BA:2328:A:H2	1.76	0.50
11:CH:68:ARG:HG2	11:CH:69:ARG:N	2.27	0.50
25:DA:1290:C:H2'	25:DA:1291:C:H6	1.76	0.50
25:DA:1464:C:H2'	25:DA:1465:G:C8	2.46	0.50
30:DG:117:PHE:O	30:DG:118:ARG:HG3	2.11	0.50
42:BV:51:VAL:HG12	42:BV:52:VAL:N	2.27	0.50
25:DA:1040:C:H2'	25:DA:1041:C:C6	2.47	0.50
53:D6:14:THR:HA	53:D6:20:ASN:O	2.12	0.50
25:BA:2668:G:H2'	25:BA:2669:G:H8	1.76	0.50
25:BA:725:G:C6	25:BA:726:G:N1	2.80	0.50
25:BA:2529:G:H5''	25:BA:2530:A:H5''	1.94	0.50
12:CI:46:ALA:O	12:CI:49:PRO:HD2	2.12	0.50
25:BA:242:G:C8	55:B8:5:LYS:HG2	2.47	0.50
5:AB:47:THR:HG23	5:AB:202:PRO:HG2	1.93	0.50
25:DA:2668:G:H2'	25:DA:2669:G:H8	1.76	0.50
25:DA:2202(A):U:O4'	27:DD:151:LYS:HE2	2.12	0.50
4:AY:26:SER:HA	4:AY:29:ILE:HB	1.93	0.50
29:DF:32:LEU:C	29:DF:32:LEU:HD23	2.32	0.50
12:AI:114:TYR:HD2	12:AI:114:TYR:H	1.59	0.50
7:AD:192:GLU:H	7:AD:192:GLU:CD	2.15	0.50
47:D0:53:MET:HG3	47:D0:59:LEU:HD23	1.94	0.50
1:AA:1169:A:C6	1:AA:1170:A:C6	3.00	0.50
33:DK:100:THR:OG1	33:DK:102:GLU:HG3	2.12	0.50
48:B1:13:ILE:HD11	48:B1:15:ALA:CB	2.41	0.49
25:BA:196:A:O4'	36:BP:46:LYS:HE2	2.12	0.49
36:BP:41:ARG:HH12	36:BP:45:LEU:HD12	1.76	0.49

*Continued on next page...*



*Continued from previous page...*

Atom-1	Atom-2	Distance(Å)	Clash(Å)
36:DP:49:ARG:HG3	36:DP:49:ARG:NH1	2.14	0.49
25:DA:918:A:N3	26:DB:80:U:O2'	2.41	0.49
25:BA:94:G:N3	49:B2:47:ASN:OD1	2.45	0.49
35:BO:86:ILE:HG22	35:BO:94:ARG:HG3	1.93	0.49
25:BA:2723:C:O3'	38:BR:2:ARG:NH2	2.45	0.49
38:DR:2:ARG:HD2	38:DR:2:ARG:O	2.11	0.49
15:CL:6:ILE:O	15:CL:10:VAL:HG23	2.12	0.49
1:AA:429:U:H1'	1:AA:430:A:H5''	1.94	0.49
1:CA:1127:G:H21	1:CA:1147:C:N4	2.10	0.49
36:BP:131:SER:HB3	36:BP:134:ALA:HB3	1.94	0.49
1:CA:67:C:H2'	1:CA:68:G:H8	1.73	0.49
27:BD:94:LEU:HB2	27:BD:104:TYR:HE1	1.77	0.49
27:BD:31:LYS:HE2	27:BD:102:LYS:HD3	1.92	0.49
25:DA:627:A:N6	36:DP:115:LEU:HD13	2.27	0.49
25:DA:2202(E):A:O2'	25:DA:2202(F):U:O5'	2.30	0.49
22:AS:16:LEU:HA	22:AS:19:VAL:CG1	2.36	0.49
32:BI:91:SER:OG	32:BI:119:PRO:HB2	2.12	0.49
49:B2:12:GLU:C	49:B2:14:ARG:N	2.65	0.49
13:CJ:16:LEU:O	13:CJ:16:LEU:HD13	2.12	0.49
1:AA:523:A:N1	15:AL:91:ASP:HB2	2.27	0.49
25:BA:1495:A:N3	25:BA:1495:A:H2'	2.26	0.49
44:DX:43:VAL:HG13	44:DX:51:VAL:HG21	1.92	0.49
14:CK:33:THR:HA	14:CK:40:ILE:HG12	1.93	0.49
1:CA:376:G:OP2	19:CP:67:THR:HG21	2.11	0.49
28:DE:112:GLY:O	28:DE:159:HIS:HA	2.11	0.49
1:AA:1369:C:OP2	12:AI:111:ARG:HA	2.12	0.49
30:DG:86:MET:N	30:DG:87:PRO:CD	2.75	0.49
25:BA:2302:G:O2'	25:BA:2303:G:H5'	2.12	0.49
4:CY:59:ARG:HD3	4:CY:59:ARG:C	2.32	0.49
37:BQ:27:VAL:HB	37:BQ:134:ARG:CD	2.42	0.49
13:AJ:32:ALA:H	13:AJ:78:ASN:HD21	1.58	0.49
14:CK:84:VAL:HG11	14:CK:95:ILE:HD11	1.94	0.49
11:AH:68:ARG:HG2	11:AH:69:ARG:N	2.26	0.49
1:AA:1073:U:H2'	1:AA:1074:G:C8	2.46	0.49
1:CA:1084:G:OP1	1:CA:1086:U:C2	2.65	0.49
10:AG:100:ALA:O	10:AG:104:LEU:HD23	2.12	0.49
11:AH:4:ASP:HB2	11:AH:89:PRO:HG2	1.93	0.49
25:DA:1778:U:H2'	25:DA:1784:A:N6	2.27	0.49
4:AY:132:THR:HG22	4:AY:181:GLN:HG3	1.94	0.49
1:AA:936:C:H2'	1:AA:937:A:O4'	2.12	0.49
1:CA:453:A:H2'	1:CA:454:C:C6	2.47	0.49
29:BF:129:PHE:O	29:BF:132:VAL:HG13	2.13	0.49

*Continued on next page...*



*Continued from previous page...*

Atom-1	Atom-2	Distance(Å)	Clash(Å)
9:CF:82:ARG:HB2	9:CF:85:VAL:HG23	1.94	0.49
25:DA:2298:A:H2'	25:DA:2299:G:O4'	2.12	0.49
10:CG:65:ALA:HB1	10:CG:127:ALA:HB3	1.94	0.49
8:CE:10:MET:HG3	8:CE:13:ILE:HD11	1.94	0.49
29:DF:46:ARG:HH11	29:DF:46:ARG:HG2	1.77	0.49
31:BH:116:GLU:O	31:BH:116:GLU:HG3	2.11	0.49
23:CT:46:GLU:HG2	23:CT:46:GLU:O	2.11	0.49
25:DA:580:C:H2'	25:DA:581:C:C6	2.47	0.49
29:DF:13:SER:OG	29:DF:14:PRO:HD2	2.12	0.49
4:CY:26:SER:HA	4:CY:29:ILE:HB	1.94	0.49
25:BA:1344:G:H5'	25:BA:1384:A:C6	2.46	0.49
1:CA:560:U:H4'	1:CA:561:U:O5'	2.08	0.49
41:DU:92:ARG:CD	41:DU:94:ASN:HB3	2.43	0.49
34:BN:95:TYR:CD2	34:BN:113:MET:HG3	2.47	0.49
35:BO:88:ASN:HD21	35:BO:90:GLN:CG	2.17	0.49
28:DE:111:ARG:HA	38:DR:2:ARG:NE	2.26	0.49
27:DD:94:LEU:HB2	27:DD:104:TYR:HE1	1.77	0.49
10:AG:70:LYS:CG	10:AG:96:GLN:HB3	2.43	0.49
25:DA:1468(J):G:H2'	25:DA:1468(K):G:H8	1.76	0.49
36:DP:131:SER:HB3	36:DP:134:ALA:HB3	1.94	0.49
55:D8:61:LEU:O	55:D8:63:PRO:CD	2.56	0.49
1:CA:429:U:H1'	1:CA:430:A:H5''	1.94	0.49
19:AP:8:ARG:HB2	19:AP:28:ARG:HH12	1.76	0.49
25:BA:1396:U:H2'	25:BA:1396:U:O2	2.11	0.49
34:BN:127:LYS:HB2	34:BN:140:PHE:CD1	2.47	0.49
1:AA:1238:A:C8	1:AA:1303:C:H1'	2.47	0.49
25:DA:910:A:H62	37:DQ:12:GLN:HA	1.77	0.49
1:CA:1320:C:H42	22:CS:36:ARG:HG3	1.76	0.49
51:B4:40:ILE:N	51:B4:40:ILE:HD12	2.28	0.49
1:CA:321:A:N7	1:CA:328:C:C6	2.80	0.49
49:D2:1:MET:O	49:D2:3:LEU:N	2.45	0.49
30:BG:86:MET:N	30:BG:87:PRO:CD	2.75	0.49
10:AG:73:MET:HA	10:AG:91:VAL:HG23	1.94	0.49
25:DA:1324:G:C4	25:DA:1328:G:O6	2.65	0.49
1:CA:1203:C:OP1	17:CN:3:ARG:HD3	2.13	0.49
25:BA:902:C:H2'	25:BA:903:C:C6	2.46	0.49
25:DA:1057:A:H2'	25:DA:1058:G:C8	2.47	0.49
5:AB:75:LYS:C	5:AB:75:LYS:HD3	2.32	0.49
1:CA:116:A:H61	1:CA:313:A:H1'	1.75	0.49
27:BD:112:GLN:HE21	27:BD:112:GLN:N	2.10	0.49
25:BA:2693:A:H2'	25:BA:2694:G:H8	1.77	0.49
25:BA:1356:G:H2'	25:BA:1357:U:H6	1.77	0.49

*Continued on next page...*



*Continued from previous page...*

Atom-1	Atom-2	Distance(Å)	Clash(Å)
25:DA:2082:A:H2'	25:DA:2083:G:O4'	2.12	0.49
6:CC:90:GLU:O	6:CC:93:LYS:HB3	2.13	0.49
1:AA:1421:G:C4	1:AA:1480:G:N2	2.80	0.49
25:DA:1252:G:C2	25:DA:1253:A:C2	3.01	0.49
25:BA:922:U:H2'	25:BA:923:C:C6	2.47	0.49
1:CA:35:G:C2	1:CA:550:G:C2	3.00	0.49
25:DA:155(A):U:H3'	25:DA:155(B):U:C5'	2.42	0.49
1:AA:693:G:C6	1:AA:694:A:C6	3.00	0.49
40:BT:117:ASP:O	40:BT:121:ILE:HG13	2.13	0.49
34:BN:135:LEU:HD23	34:BN:135:LEU:C	2.33	0.49
33:DK:115:LEU:HD23	33:DK:116:ASN:H	1.77	0.49
10:AG:65:ALA:HB1	10:AG:127:ALA:HB3	1.93	0.49
48:D1:13:ILE:O	48:D1:14:VAL:CB	2.60	0.49
25:DA:1543:A:H5'	25:DA:1543(A):C:P	2.53	0.49
36:DP:30:THR:CG2	36:DP:31:ALA:N	2.75	0.49
29:BF:34:TRP:CZ2	36:BP:12:ALA:HB2	2.47	0.49
1:AA:1366:C:H2'	1:AA:1367:C:C6	2.47	0.49
28:BE:111:ARG:HA	38:BR:2:ARG:NE	2.27	0.49
25:BA:1024:G:OP2	25:BA:1025:G:H3'	2.13	0.49
47:B0:51:VAL:N	47:B0:62:LEU:HD12	2.28	0.49
25:DA:2202(D):G:C2'	25:DA:2202(E):A:H5''	2.43	0.49
8:AE:76:ILE:HG13	8:AE:77:PRO:CD	2.40	0.49
1:CA:737:A:H2'	1:CA:738:C:H6	1.76	0.49
1:CA:410:G:OP2	7:CD:25:ARG:HG3	2.12	0.49
36:DP:128:HIS:CE1	36:DP:148:LEU:HD21	2.47	0.49
1:AA:574:A:H5''	1:AA:575:G:OP2	2.12	0.49
25:DA:2789:C:H1'	25:DA:2892:A:C2	2.46	0.49
27:BD:270:ILE:C	27:BD:270:ILE:HD12	2.32	0.49
37:BQ:23:GLY:CA	37:BQ:98:LYS:HB2	2.40	0.49
20:AQ:53:LEU:HD12	20:AQ:54:GLY:H	1.77	0.49
1:AA:397:A:N6	1:AA:548:G:C5	2.79	0.49
46:DZ:137:ILE:N	46:DZ:137:ILE:HD12	2.27	0.49
26:DB:41:U:O4	30:DG:70:VAL:HG23	2.12	0.49
34:DN:118:PRO:HD2	34:DN:119:GLU:OE1	2.12	0.49
8:AE:152:ARG:HD3	11:AH:42:GLU:O	2.12	0.49
26:BB:75:G:H21	46:BZ:85:HIS:CE1	2.30	0.49
46:DZ:5:LEU:HD12	46:DZ:47:VAL:HG21	1.93	0.49
1:CA:1429:C:H2'	1:CA:1430:C:C6	2.48	0.49
1:AA:909:A:OP1	15:AL:20:LYS:HE2	2.13	0.49
25:BA:979:G:H3'	25:BA:980:A:H5''	1.94	0.49
25:DA:1592:C:H2'	25:DA:1593:G:C8	2.47	0.49
27:DD:112:GLN:HE21	27:DD:112:GLN:N	2.10	0.49

*Continued on next page...*



*Continued from previous page...*

Atom-1	Atom-2	Distance(Å)	Clash(Å)
25:BA:1057:A:H2'	25:BA:1058:G:C8	2.47	0.49
33:BK:33:ASN:OD1	33:BK:35:MET:HB3	2.13	0.49
28:BE:23:VAL:HA	28:BE:184:VAL:O	2.12	0.49
25:DA:760:G:H4'	25:DA:1776:G:OP1	2.12	0.49
25:BA:2531:A:H4'	31:BH:157:TYR:CD2	2.46	0.49
1:AA:186(B):C:H2'	1:AA:186(C):G:H8	1.76	0.49
9:AF:82:ARG:HB2	9:AF:85:VAL:HG23	1.93	0.49
8:AE:148:VAL:HG21	11:AH:107:LEU:HD22	1.94	0.49
25:DA:1015:G:O2'	25:DA:1016:G:H5'	2.12	0.49
25:DA:705:A:C2	25:DA:727:A:H1'	2.47	0.49
25:DA:2577:A:H5''	25:DA:2578:G:H5'	1.94	0.49
25:BA:2884:U:H5	25:BA:2885:C:N1	2.09	0.49
25:BA:2058:A:N6	25:BA:2059:A:N6	2.59	0.49
44:DX:24:GLY:HA3	44:DX:82:GLN:HE22	1.77	0.49
1:CA:44:G:N2	1:CA:399:G:C4	2.81	0.49
21:AR:87:ARG:C	21:AR:87:ARG:HD2	2.33	0.49
29:BF:102:PRO:HB2	29:BF:105:VAL:HG23	1.95	0.49
17:CN:53:LEU:O	17:CN:56:VAL:HB	2.12	0.49
48:B1:13:ILE:HD11	48:B1:15:ALA:HB2	1.93	0.49
1:AA:1102:A:H2'	1:AA:1103:C:C6	2.46	0.49
25:BA:1506(D):A:H2'	25:BA:1506(E):G:O4'	2.12	0.49
25:DA:1506(D):A:H2'	25:DA:1506(E):G:O4'	2.12	0.49
6:CC:181:ASN:ND2	6:CC:204:LEU:HB2	2.27	0.49
16:AM:39:ILE:CG1	16:AM:56:LEU:HD21	2.35	0.49
4:CY:96:GLU:HB3	4:CY:97:ARG:CZ	2.41	0.49
7:AD:9:CYS:HB3	7:AD:32:ALA:CB	2.43	0.49
1:AA:1201:A:C1'	1:AA:1202:G:OP2	2.53	0.49
47:D0:37:LEU:HD21	47:D0:61:ALA:HB2	1.93	0.49
5:AB:207:ALA:O	5:AB:211:ILE:HG13	2.13	0.49
34:BN:118:PRO:HD2	34:BN:119:GLU:OE1	2.13	0.49
5:CB:19:HIS:CD2	5:CB:20:GLU:HG2	2.47	0.49
51:D4:40:ILE:HG13	51:D4:57:ILE:HG21	1.94	0.49
30:DG:86:MET:HG3	30:DG:87:PRO:HD3	1.95	0.49
16:CM:84:ILE:HG13	22:CS:74:PHE:CE1	2.47	0.49
30:BG:71:THR:N	30:BG:89:GLY:O	2.41	0.49
25:BA:1712(J):G:O2'	25:BA:1712(K):A:H8	1.94	0.49
55:D8:39:LYS:HA	55:D8:42:ARG:HH12	1.76	0.49
21:CR:66:LEU:HD11	21:CR:70:ILE:HD11	1.93	0.49
32:DI:15:VAL:C	32:DI:17:GLN:H	2.14	0.49
27:DD:24:ILE:HD13	27:DD:84:TYR:HB2	1.93	0.49
25:BA:923:C:H4'	47:B0:29:GLN:HG3	1.93	0.49
1:AA:381:C:H2'	1:AA:382:A:O4'	2.13	0.49

*Continued on next page...*



*Continued from previous page...*

Atom-1	Atom-2	Distance(Å)	Clash(Å)
25:DA:1000:A:H62	25:DA:1154:G:H2'	1.76	0.49
1:CA:1360:A:H2'	1:CA:1361:G:O4'	2.12	0.49
25:DA:469:G:O6	54:D7:37:LYS:HE2	2.12	0.49
25:BA:118:A:OP2	25:BA:119:A:H5''	2.13	0.49
5:CB:47:THR:HG23	5:CB:202:PRO:HG2	1.95	0.49
1:AA:1057:G:H4'	6:AC:197:GLY:H	1.77	0.49
4:AY:299:LEU:HD13	4:AY:299:LEU:O	2.13	0.49
1:CA:123:C:OP1	1:CA:312:C:H5'	2.12	0.49
27:DD:37:LEU:HD12	27:DD:38:LYS:H	1.77	0.49
9:AF:60:PHE:C	9:AF:61:LEU:HD12	2.32	0.49
1:CA:1367:C:O2'	13:CJ:48:THR:HG21	2.13	0.49
10:CG:70:LYS:CG	10:CG:96:GLN:HB3	2.41	0.49
16:CM:66:LEU:C	16:CM:70:LEU:HB2	2.32	0.49
32:DI:62:LYS:O	32:DI:66:GLU:HG3	2.11	0.49
25:BA:543(C):A:C6	25:BA:543(D):A:N6	2.80	0.49
25:DA:1494:A:N3	25:DA:1494:A:C2'	2.75	0.49
16:CM:19:LEU:HD22	16:CM:19:LEU:H	1.78	0.49
51:D4:48:ILE:HG22	51:D4:49:GLU:N	2.27	0.49
8:AE:43:LEU:HD23	8:AE:44:GLY:N	2.27	0.49
1:CA:321:A:C2	1:CA:333:G:C2	3.00	0.49
1:AA:327:A:C2	1:AA:329:A:C4	3.01	0.49
1:CA:1028(H):G:H2'	1:CA:1033:G:C8	2.44	0.49
1:AA:1052:U:C4	1:AA:1200:C:N3	2.81	0.49
1:AA:1440(F):C:H2'	1:AA:1440(G):C:H6	1.76	0.49
1:AA:363:A:H62	15:AL:27:LYS:HE3	1.78	0.49
36:BP:105:LEU:O	36:BP:106:LEU:HB2	2.12	0.49
32:BI:15:VAL:C	32:BI:17:GLN:H	2.15	0.49
37:BQ:43:THR:HA	37:BQ:94:VAL:HG12	1.94	0.49
1:CA:1073:U:H2'	1:CA:1074:G:C8	2.48	0.49
1:AA:554:C:H2'	1:AA:555:C:H6	1.76	0.49
1:CA:792:A:H4'	1:CA:793:U:O5'	2.11	0.49
8:AE:12:LEU:HD13	8:AE:31:LEU:HB3	1.94	0.49
30:DG:111:LEU:N	30:DG:112:PRO:HD2	2.27	0.49
1:CA:1350:A:C6	1:CA:1351:U:N3	2.80	0.49
25:DA:962:G:C6	25:DA:963:U:C4	3.00	0.49
1:CA:424:G:C2	1:CA:425:G:C8	3.01	0.49
40:DT:117:ASP:O	40:DT:121:ILE:HG13	2.12	0.49
50:D3:2:PRO:HB2	50:D3:59:VAL:O	2.12	0.49
25:BA:2202(A):U:O4'	27:BD:151:LYS:HE2	2.12	0.49
44:BX:89:ILE:O	44:BX:93:GLU:HG2	2.13	0.49
17:AN:27:CYS:SG	17:AN:28:GLY:N	2.86	0.49
25:DA:2506:U:H6	25:DA:2506:U:H3'	1.77	0.49

*Continued on next page...*



*Continued from previous page...*

Atom-1	Atom-2	Distance(Å)	Clash(Å)
1:CA:693:G:C6	1:CA:694:A:C6	3.00	0.49
1:AA:1440(J):C:O2'	1:AA:1440(K):G:N2	2.46	0.49
43:BW:65:LEU:HD12	43:BW:68:ARG:NE	2.26	0.49
1:AA:1360:A:H2'	1:AA:1361:G:O4'	2.11	0.49
1:AA:1125:U:H3	13:AJ:5:ARG:NH2	2.11	0.49
13:AJ:74:ILE:HD13	13:AJ:74:ILE:N	2.25	0.49
7:AD:31:CYS:O	7:AD:31:CYS:SG	2.70	0.49
1:CA:1127:G:H21	1:CA:1147:C:H42	1.60	0.49
36:DP:115:LEU:HA	36:DP:134:ALA:CB	2.43	0.49
25:BA:780:G:N2	25:BA:783:A:H62	2.06	0.49
25:BA:2285:C:OP1	53:B6:30:THR:HG21	2.13	0.49
38:DR:63:ARG:O	38:DR:67:LEU:HD23	2.13	0.49
34:BN:116:THR:HG23	34:BN:117:HIS:H	1.78	0.49
1:CA:736:C:OP1	21:CR:68:LYS:HE2	2.13	0.49
1:AA:737:A:H2'	1:AA:738:C:H6	1.77	0.49
25:DA:1172:G:N2	25:DA:1178:C:H42	2.11	0.49
33:BK:2:LYS:HG3	33:BK:3:LYS:N	2.25	0.49
25:BA:1172:G:HO2'	25:BA:1174:U:H5	1.59	0.49
25:DA:2688:U:C5	25:DA:2720:U:OP2	2.66	0.49
5:CB:27:LYS:HE3	5:CB:193:ASP:HB2	1.95	0.49
23:CT:72:LEU:HD11	23:CT:77:ALA:CB	2.42	0.49
51:D4:40:ILE:N	51:D4:40:ILE:HD12	2.28	0.49
27:BD:70:TRP:CZ2	27:BD:150:LYS:HD3	2.47	0.49
19:CP:19:ILE:HD12	19:CP:19:ILE:N	2.28	0.49
32:BI:67:ARG:HH21	32:BI:70:GLU:HG3	1.77	0.49
10:AG:12:LEU:HD21	10:AG:21:VAL:HB	1.94	0.49
12:CI:114:TYR:HD2	12:CI:114:TYR:H	1.58	0.49
18:CO:8:LYS:O	18:CO:12:ILE:HG13	2.13	0.49
34:BN:133:GLY:O	34:BN:137:ARG:HG3	2.12	0.49
31:DH:16:SER:CB	31:DH:27:LYS:HB2	2.42	0.49
10:CG:48:LYS:O	10:CG:52:GLU:HG3	2.12	0.49
4:CY:159:ARG:NH2	4:CY:352:GLY:HA3	2.28	0.49
11:CH:4:ASP:HB2	11:CH:89:PRO:HG2	1.93	0.49
25:DA:1168:G:C2	25:DA:1182:A:C2	2.99	0.49
25:DA:1920:C:H2'	25:DA:1920:C:O2	2.13	0.49
25:DA:1204:A:N1	25:DA:1241:A:C2	2.81	0.49
1:AA:804:U:H5''	1:AA:805:C:OP2	2.13	0.49
25:DA:1119:C:O2'	25:DA:1120:G:H5'	2.12	0.49
55:B8:6:THR:HG21	55:B8:64:TYR:HD1	1.77	0.49
54:D7:9:ARG:HE	54:D7:47:ARG:HB2	1.77	0.49
25:BA:2202(D):G:C2'	25:BA:2202(E):A:H5''	2.43	0.49
8:AE:20:GLN:O	8:AE:23:GLY:O	2.30	0.49

*Continued on next page...*



*Continued from previous page...*

Atom-1	Atom-2	Distance(Å)	Clash(Å)
32:DI:97:ILE:O	32:DI:101:LEU:N	2.35	0.49
1:CA:1502:A:C8	1:CA:1505:G:N2	2.80	0.49
15:AL:5:THR:N	15:AL:8:GLN:HE21	2.05	0.49
5:AB:69:LEU:HD23	5:AB:155:LEU:HD22	1.95	0.49
32:BI:5:LEU:N	32:BI:5:LEU:HD23	2.27	0.49
16:AM:66:LEU:C	16:AM:70:LEU:HB2	2.33	0.49
23:AT:69:GLY:O	23:AT:73:HIS:CD2	2.66	0.49
27:DD:70:TRP:CZ2	27:DD:150:LYS:HD3	2.47	0.49
13:CJ:51:ARG:HG3	17:CN:45:ARG:CZ	2.43	0.49
25:DA:2758:A:C4	31:DH:67:LEU:HD21	2.47	0.49
1:AA:232:G:H1'	1:AA:262:A:N1	2.28	0.49
46:BZ:14:LYS:O	46:BZ:18:LEU:HD13	2.12	0.49
30:DG:106:LEU:HA	30:DG:110:ALA:CB	2.42	0.49
28:BE:61:ARG:C	28:BE:63:LEU:H	2.15	0.49
39:BS:26:LEU:HG	39:BS:39:ILE:CD1	2.42	0.49
1:CA:1369:C:OP2	12:CI:111:ARG:HA	2.11	0.49
21:AR:45:SER:HB2	21:AR:51:LEU:HD21	1.94	0.49
4:AY:205:PRO:HD3	4:AY:330:ASP:OD2	2.13	0.49
27:BD:231:HIS:CG	27:BD:232:PRO:HD2	2.48	0.49
38:DR:97:VAL:HG22	38:DR:114:VAL:HG22	1.95	0.49
29:BF:39:TRP:O	29:BF:43:LYS:HG2	2.12	0.49
46:DZ:39:VAL:HG21	46:DZ:44:PHE:HD2	1.78	0.49
25:BA:1015:G:O2'	25:BA:1016:G:H5'	2.13	0.49
36:BP:96:THR:O	36:BP:100:LEU:HD23	2.13	0.49
16:CM:13:LYS:HA	16:CM:44:ARG:HH11	1.77	0.49
25:BA:580:C:H2'	25:BA:581:C:C6	2.47	0.49
33:BK:66:THR:HG22	33:BK:68:VAL:HG23	1.94	0.49
8:CE:12:LEU:HD13	8:CE:31:LEU:HB3	1.95	0.49
55:D8:6:THR:HG21	55:D8:64:TYR:HD1	1.76	0.49
35:DO:96:THR:O	35:DO:97:ARG:C	2.51	0.49
25:DA:2238:G:H2'	25:DA:2238:G:N3	2.27	0.49
28:DE:5:LEU:N	28:DE:5:LEU:HD23	2.27	0.49
25:BA:966:G:C6	25:BA:967:C:N4	2.81	0.49
1:AA:1350:A:C6	1:AA:1351:U:N3	2.81	0.49
41:DU:91:ASP:OD2	41:DU:96:ALA:HB2	2.13	0.49
25:DA:1190:G:C5'	36:DP:35:HIS:HA	2.32	0.49
34:DN:157:ARG:O	34:DN:157:ARG:HG2	2.13	0.49
25:DA:1021:A:C3'	25:DA:1021:A:C8	2.90	0.49
25:DA:917:A:H2'	25:DA:918:A:O4'	2.13	0.49
25:BA:918:A:N3	26:BB:80:U:O2'	2.41	0.49
55:D8:34:TRP:HD1	55:D8:35:GLN:H	1.54	0.49
5:CB:44:LEU:H	5:CB:44:LEU:CD1	2.14	0.49

*Continued on next page...*



*Continued from previous page...*

Atom-1	Atom-2	Distance(Å)	Clash(Å)
6:AC:154:SER:O	6:AC:196:LEU:HD12	2.13	0.49
43:DW:12:ILE:HD13	43:DW:17:VAL:HG12	1.94	0.49
28:DE:57:LYS:HG3	28:DE:58:ARG:N	2.23	0.49
25:DA:2784:C:H1'	28:DE:37:ARG:NH1	2.25	0.49
31:BH:125:VAL:C	31:BH:127:GLU:H	2.15	0.49
29:DF:203:GLN:OE1	29:DF:207:GLY:HA3	2.13	0.49
36:DP:59:LEU:HG	55:D8:13:ARG:NH1	2.28	0.49
25:DA:844:C:H2'	25:DA:845:G:C5'	2.41	0.49
27:DD:85:ASP:OD1	27:DD:88:ARG:NH1	2.44	0.49
25:BA:910:A:H62	37:BQ:12:GLN:HA	1.78	0.49
29:DF:65:TRP:CH2	29:DF:75:HIS:CD2	3.00	0.49
32:BI:77:LEU:HD12	32:BI:140:LEU:HD21	1.95	0.49
1:CA:364:A:H2'	1:CA:365:U:O2	2.12	0.49
25:BA:2476:A:C2	25:BA:2477:C:C6	3.00	0.49
25:BA:1864(C):A:H2'	25:BA:1864(D):A:H8	1.77	0.49
1:CA:224:C:H2'	1:CA:225:C:H6	1.76	0.49
5:AB:184:VAL:HG12	5:AB:197:VAL:HG13	1.94	0.49
30:BG:106:LEU:HA	30:BG:110:ALA:CB	2.42	0.49
28:BE:116:VAL:HG21	28:BE:122:PHE:CE2	2.47	0.49
19:AP:49:LEU:HD12	19:AP:50:LYS:H	1.78	0.49
25:BA:2637:U:H5''	28:BE:82:ARG:NH2	2.27	0.49
42:BV:25:LEU:H	42:BV:92:THR:CG2	2.25	0.49
5:CB:75:LYS:HD3	5:CB:75:LYS:C	2.33	0.49
25:BA:634:C:H2'	25:BA:635:C:H6	1.78	0.49
47:D0:53:MET:HA	47:D0:58:THR:O	2.12	0.49
12:AI:46:ALA:O	12:AI:49:PRO:HD2	2.13	0.49
1:AA:836:G:H1	1:AA:850:U:H3	1.60	0.49
6:AC:48:TYR:C	6:AC:50:ALA:H	2.16	0.49
1:CA:1463:C:H2'	1:CA:1464:G:H8	1.78	0.49
25:BA:1485:G:H2'	25:BA:1486:A:H8	1.78	0.49
20:CQ:100:LYS:HD3	20:CQ:100:LYS:N	2.28	0.49
36:DP:75:ILE:H	36:DP:75:ILE:HD12	1.78	0.49
25:BA:792:G:H5''	25:BA:793:A:H5'	1.95	0.49
25:DA:118:A:OP2	25:DA:119:A:H5''	2.12	0.49
16:AM:39:ILE:HD11	16:AM:55:ARG:HH21	1.76	0.49
39:DS:57:LYS:C	39:DS:57:LYS:HD2	2.33	0.49
1:AA:1127:G:H21	1:AA:1147:C:N4	2.11	0.49
25:BA:917:A:H2'	25:BA:918:A:O4'	2.13	0.49
1:CA:545:C:H5'	7:CD:72:GLU:CG	2.37	0.49
49:B2:10:LEU:O	49:B2:13:ALA:HB3	2.13	0.49
5:CB:69:LEU:HD23	5:CB:155:LEU:HD22	1.95	0.49
25:DA:1678:G:OP2	25:DA:1678:G:H8	1.96	0.49

*Continued on next page...*



*Continued from previous page...*

Atom-1	Atom-2	Distance(Å)	Clash(Å)
11:AH:26:VAL:HG23	11:AH:27:PRO:HD2	1.95	0.49
4:AY:59:ARG:HD3	4:AY:59:ARG:C	2.33	0.49
49:D2:1:MET:O	49:D2:2:LYS:C	2.51	0.49
25:DA:17:G:H2'	25:DA:18:C:C6	2.48	0.49
25:DA:2476:A:C2'	25:DA:2477:C:H5''	2.43	0.49
5:AB:162:ILE:O	5:AB:162:ILE:HD12	2.12	0.49
11:CH:86:ILE:HG21	11:CH:133:LEU:HD13	1.93	0.49
1:CA:542:G:H2'	1:CA:543:C:H6	1.78	0.49
25:DA:443:A:N7	29:DF:45:ARG:HG3	2.27	0.49
37:DQ:27:VAL:HB	37:DQ:134:ARG:CD	2.43	0.49
10:CG:12:LEU:HD21	10:CG:21:VAL:HB	1.95	0.49
29:DF:187:VAL:HG12	36:DP:6:LEU:HA	1.94	0.49
45:BY:47:LYS:HA	45:BY:60:PHE:CE2	2.48	0.49
1:CA:1440(F):C:H2'	1:CA:1440(G):C:H6	1.76	0.49
45:DY:20:TYR:CE1	45:DY:42:VAL:HA	2.47	0.49
27:DD:118:VAL:HG22	27:DD:119:ALA:N	2.28	0.49
25:DA:2884:U:H5	25:DA:2885:C:C2	2.31	0.49
1:CA:116:A:OP2	1:CA:116:A:C8	2.66	0.49
25:BA:760:G:H4'	25:BA:1776:G:OP1	2.13	0.49
26:BB:33:G:C2	26:BB:50:G:C2	3.01	0.49
25:BA:2884:U:C5	25:BA:2885:C:C6	3.01	0.49
31:DH:16:SER:HB2	31:DH:27:LYS:HB2	1.94	0.49
25:BA:2298:A:H2'	25:BA:2299:G:O4'	2.12	0.49
25:DA:839:U:H2'	25:DA:840:C:C6	2.48	0.49
16:AM:13:LYS:HA	16:AM:44:ARG:HH11	1.78	0.49
27:BD:37:LEU:HD12	27:BD:38:LYS:H	1.77	0.49
25:DA:1929:G:H4'	25:DA:1930:G:OP1	2.13	0.49
25:DA:855:G:C2	25:DA:856:C:O2	2.66	0.49
28:DE:176:ILE:HD12	28:DE:176:ILE:N	2.28	0.49
1:CA:1412:C:H2'	1:CA:1413:A:C8	2.48	0.49
25:DA:866:A:N3	25:DA:866:A:H2'	2.28	0.49
25:DA:2393:A:C5'	36:DP:62:LEU:HB3	2.42	0.49
25:BA:1022:G:H1'	25:BA:1023:U:OP2	2.13	0.49
40:BT:50:ILE:O	40:BT:99:LEU:HD12	2.13	0.49
1:AA:243:A:C2	1:AA:246:A:C8	3.01	0.49
8:AE:51:VAL:HB	8:AE:52:PRO:CD	2.41	0.49
25:BA:2285:C:C5	53:B6:27:LYS:HE3	2.47	0.49
1:CA:390:C:H4'	19:CP:28:ARG:NH2	2.25	0.49
33:BK:93:ARG:HB3	46:BZ:113:ALA:HA	1.94	0.49
25:BA:1495:A:OP1	25:BA:1495:A:H8	1.96	0.49
5:CB:27:LYS:O	5:CB:27:LYS:HG3	2.13	0.49
23:CT:50:GLU:HA	23:CT:100:ILE:HG13	1.95	0.49

*Continued on next page...*



*Continued from previous page...*

Atom-1	Atom-2	Distance(Å)	Clash(Å)
22:CS:4:SER:O	22:CS:5:LEU:HB3	2.13	0.49
26:BB:48:A:H2'	26:BB:49:C:C6	2.48	0.49
49:B2:1:MET:C	49:B2:1:MET:SD	2.92	0.49
1:AA:321:A:N7	1:AA:328:C:C6	2.81	0.49
25:BA:2447:G:H4'	25:BA:2448:A:O5'	2.12	0.49
27:DD:133:LEU:HA	27:DD:136:ILE:HD12	1.94	0.49
36:BP:79:ARG:O	36:BP:111:ARG:HB2	2.13	0.49
1:AA:224:C:H2'	1:AA:225:C:H6	1.77	0.49
43:DW:51:LEU:HD23	43:DW:105:VAL:HG11	1.95	0.49
39:DS:26:LEU:HG	39:DS:39:ILE:CD1	2.43	0.49
1:CA:194:C:H2'	1:CA:195:A:H5''	1.95	0.49
42:DV:5:VAL:HG23	42:DV:37:VAL:O	2.13	0.49
25:BA:620:G:N3	25:BA:620:G:H5''	2.28	0.49
1:AA:1084:G:OP1	1:AA:1086:U:C2	2.66	0.49
31:BH:16:SER:HB2	31:BH:27:LYS:HB2	1.95	0.49
29:DF:28:ILE:O	29:DF:30:PRO:HD3	2.12	0.49
27:BD:77:ALA:CB	27:BD:97:TYR:HA	2.43	0.49
1:CA:804:U:H5''	1:CA:805:C:OP2	2.12	0.49
1:CA:539:A:H2'	1:CA:540:G:C8	2.47	0.49
25:DA:1712(J):G:O2'	25:DA:1712(K):A:H8	1.95	0.49
25:BA:1856:G:H2'	25:BA:1857:G:O4'	2.13	0.49
4:CY:130:ILE:O	4:CY:223:VAL:HA	2.13	0.49
4:CY:132:THR:HG22	4:CY:181:GLN:HG3	1.95	0.49
26:BB:59:A:H2'	26:BB:60:C:O4'	2.12	0.49
25:BA:1040:C:H2'	25:BA:1041:C:C6	2.47	0.49
27:DD:30:GLU:HG3	27:DD:63:ARG:CZ	2.42	0.49
28:DE:129:HIS:H	28:DE:129:HIS:CD2	2.31	0.49
33:DK:62:ASP:C	33:DK:63:ARG:HE	2.16	0.49
20:CQ:12:SER:HB3	20:CQ:20:THR:HB	1.95	0.49
25:DA:1952:A:C4	35:DO:22:ILE:HD12	2.48	0.49
4:AY:92:LEU:HD22	4:AY:97:ARG:HE	1.78	0.48
1:CA:1125:U:H3	13:CJ:5:ARG:NH2	2.11	0.48
39:DS:57:LYS:HD2	39:DS:58:LEU:N	2.28	0.48
1:AA:1127:G:H1	1:AA:1145:C:N4	2.11	0.48
1:AA:1127:G:H21	1:AA:1147:C:H42	1.61	0.48
38:DR:2:ARG:HD3	38:DR:5:LYS:HE2	1.95	0.48
27:DD:94:LEU:HD11	27:DD:96:HIS:CE1	2.47	0.48
43:DW:88:ARG:HD3	43:DW:94:ASP:OD1	2.13	0.48
36:BP:128:HIS:CE1	36:BP:148:LEU:HD21	2.48	0.48
1:AA:1502:A:H5'	1:AA:1504:G:N7	2.28	0.48
32:BI:62:LYS:O	32:BI:66:GLU:HG3	2.12	0.48
1:CA:818:G:HO2'	1:CA:819:A:H5'	1.77	0.48

*Continued on next page...*



*Continued from previous page...*

Atom-1	Atom-2	Distance(Å)	Clash(Å)
25:BA:543(C):A:C8	25:BA:543(D):A:N7	2.81	0.48
25:DA:2789:C:H5'	25:DA:2790:A:OP1	2.13	0.48
36:BP:17:LYS:C	36:BP:19:VAL:H	2.15	0.48
25:BA:844:C:H2'	25:BA:845:G:C5'	2.43	0.48
29:DF:198:ALA:O	29:DF:201:VAL:HG12	2.13	0.48
44:BX:63:LYS:HD2	44:BX:72:LYS:HG3	1.95	0.48
31:BH:30:LYS:HB3	31:BH:136:ILE:HG21	1.95	0.48
32:DI:27:ARG:NH1	48:D1:71:TYR:CD1	2.80	0.48
27:BD:133:LEU:HD23	27:BD:136:ILE:HD12	1.94	0.48
27:BD:27:THR:O	27:BD:27:THR:HG23	2.12	0.48
45:DY:42:VAL:O	45:DY:42:VAL:HG12	2.13	0.48
25:BA:1081:U:H4'	33:BK:117:THR:HG23	1.95	0.48
1:AA:22:G:H4'	1:AA:885:G:C8	2.48	0.48
1:AA:453:A:H2'	1:AA:454:C:C6	2.48	0.48
1:CA:1490:C:C2'	1:CA:1491:G:H5'	2.43	0.48
25:DA:2815:C:H5'	52:D5:29:ILE:HG13	1.95	0.48
25:BA:276:C:H2'	25:BA:277:A:H8	1.77	0.48
9:CF:60:PHE:C	9:CF:61:LEU:HD12	2.33	0.48
25:DA:1751:C:H2'	25:DA:1752:C:H6	1.77	0.48
8:CE:147:ASP:HA	8:CE:150:ARG:CZ	2.43	0.48
25:DA:276:C:H2'	25:DA:277:A:H8	1.77	0.48
25:BA:2791:C:H4'	25:BA:2792:G:OP1	2.11	0.48
42:BV:1:MET:HB3	42:BV:42:GLY:HA3	1.95	0.48
1:CA:66:G:H2'	1:CA:66:G:N3	2.27	0.48
25:DA:924:C:H2'	25:DA:925:C:C6	2.48	0.48
38:BR:97:VAL:HG22	38:BR:114:VAL:HG22	1.95	0.48
4:AY:130:ILE:O	4:AY:223:VAL:HA	2.13	0.48
5:CB:121:LEU:O	5:CB:127:ILE:HD11	2.12	0.48
4:CY:358:ILE:CA	4:CY:362:LEU:HB2	2.32	0.48
26:DB:82:G:O2'	26:DB:83:G:H5'	2.12	0.48
1:CA:1329:A:P	16:CM:28:ALA:HB3	2.53	0.48
1:AA:201(B):U:H4'	1:AA:216:G:C2	2.48	0.48
25:BA:2202(E):A:O2'	25:BA:2202(F):U:O5'	2.31	0.48
48:B1:40:ARG:HD3	48:B1:40:ARG:C	2.33	0.48
5:AB:27:LYS:HG3	5:AB:27:LYS:O	2.13	0.48
1:CA:978:A:H5''	1:CA:979:C:OP2	2.13	0.48
1:CA:428:G:H4'	1:CA:429:U:OP1	2.12	0.48
29:BF:181:LEU:CD2	29:BF:186:ILE:HD11	2.43	0.48
4:CY:110:LYS:HB3	4:CY:110:LYS:NZ	2.29	0.48
33:DK:8:VAL:HG22	33:DK:9:LYS:N	2.26	0.48
17:AN:6:LEU:CD1	17:AN:23:ARG:HH22	2.25	0.48
1:CA:375:U:OP1	19:CP:69:THR:HG21	2.14	0.48

*Continued on next page...*



*Continued from previous page...*

Atom-1	Atom-2	Distance(Å)	Clash(Å)
37:BQ:75:THR:HA	37:BQ:89:ASN:H	1.78	0.48
1:CA:192:U:H2'	1:CA:193:C:C6	2.46	0.48
39:DS:25:ARG:HD3	39:DS:88:ASP:OD1	2.13	0.48
49:B2:1:MET:HE1	49:B2:5:GLU:H	1.76	0.48
46:BZ:137:ILE:HD12	46:BZ:137:ILE:N	2.28	0.48
47:D0:10:THR:O	47:D0:12:ASN:HB2	2.13	0.48
30:BG:135:LEU:O	30:BG:154:GLY:HA3	2.13	0.48
43:DW:33:ARG:O	43:DW:37:ARG:HB2	2.12	0.48
1:CA:363:A:H62	15:CL:27:LYS:HE3	1.78	0.48
27:BD:24:ILE:HD13	27:BD:84:TYR:HB2	1.94	0.48
25:DA:922:U:H2'	25:DA:923:C:C6	2.47	0.48
1:CA:68(U):U:H2'	1:CA:68(V):G:H8	1.77	0.48
7:CD:68:TYR:HD1	7:CD:68:TYR:N	2.11	0.48
1:AA:393:A:C2	1:AA:394:G:C8	3.01	0.48
12:CI:114:TYR:HD2	12:CI:114:TYR:N	2.11	0.48
1:CA:600:C:OP1	11:CH:97:VAL:HG12	2.12	0.48
1:AA:186(G):C:H2'	1:AA:186(H):U:O4'	2.12	0.48
34:DN:43:GLY:HA2	34:DN:84:ARG:HG3	1.93	0.48
1:AA:1468:A:H2'	1:AA:1469:G:O4'	2.14	0.48
1:CA:15:G:C2	1:CA:16:A:C4	3.02	0.48
1:CA:186(G):C:H2'	1:CA:186(H):U:O4'	2.12	0.48
8:CE:148:VAL:HG21	11:CH:107:LEU:HD22	1.94	0.48
27:BD:147:LEU:HD22	27:BD:155:LEU:HD11	1.95	0.48
27:BD:155:LEU:HD23	27:BD:177:LEU:HD22	1.96	0.48
1:CA:1378:C:H5	1:CA:1379:G:C8	2.31	0.48
6:AC:64:VAL:O	6:AC:100:ALA:HB3	2.14	0.48
37:DQ:110:THR:OG1	37:DQ:113:GLN:HB2	2.13	0.48
25:DA:2862:G:H2'	25:DA:2863:C:H6	1.78	0.48
6:CC:48:TYR:C	6:CC:50:ALA:H	2.16	0.48
32:DI:122:GLU:HB2	32:DI:126:TYR:OH	2.13	0.48
1:CA:1137:C:H4'	1:CA:1138:G:C2	2.48	0.48
25:BA:1754:C:H2'	25:BA:1755:A:O4'	2.14	0.48
24:AU:24:ARG:HG3	24:AU:25:LYS:H	1.78	0.48
1:AA:1076:C:C2	1:AA:1082:G:N2	2.81	0.48
48:D1:46:LEU:HD23	48:D1:46:LEU:O	2.13	0.48
36:BP:30:THR:CG2	36:BP:31:ALA:N	2.76	0.48
25:DA:942:G:H5'	36:DP:35:HIS:CB	2.38	0.48
49:D2:47:ASN:O	49:D2:50:ILE:HG13	2.13	0.48
5:AB:163:PHE:HA	5:AB:185:ILE:O	2.13	0.48
6:CC:14:ILE:CG1	6:CC:15:THR:N	2.74	0.48
16:CM:52:GLU:O	16:CM:56:LEU:HD23	2.13	0.48
30:BG:16:ARG:CD	30:BG:31:VAL:HG21	2.43	0.48

*Continued on next page...*



*Continued from previous page...*

Atom-1	Atom-2	Distance(Å)	Clash(Å)
27:BD:33:LEU:CD1	27:BD:102:LYS:HD2	2.43	0.48
27:DD:127:VAL:HA	27:DD:193:VAL:CG1	2.37	0.48
49:D2:12:GLU:C	49:D2:14:ARG:N	2.64	0.48
1:AA:57:G:H2'	1:AA:58:C:C6	2.48	0.48
1:AA:981:U:H5'	17:AN:21:TYR:CZ	2.48	0.48
36:DP:94:GLU:HG2	36:DP:95:VAL:N	2.28	0.48
15:CL:5:THR:N	15:CL:8:GLN:HE21	2.08	0.48
25:BA:2784:C:H1'	28:BE:37:ARG:NH1	2.24	0.48
14:AK:59:TYR:O	14:AK:63:LEU:HG	2.13	0.48
14:CK:59:TYR:O	14:CK:63:LEU:HG	2.13	0.48
49:D2:41:ILE:HD12	49:D2:41:ILE:C	2.33	0.48
25:BA:1494:A:C2'	25:BA:1494:A:N3	2.75	0.48
22:AS:4:SER:O	22:AS:5:LEU:HB3	2.13	0.48
23:CT:85:MET:HB2	23:CT:104:LEU:HD21	1.94	0.48
6:AC:119:ARG:O	6:AC:122:GLU:HB3	2.12	0.48
1:AA:375:U:OP1	19:AP:69:THR:HG21	2.14	0.48
37:DQ:75:THR:HA	37:DQ:89:ASN:H	1.78	0.48
43:DW:82:LEU:HB3	43:DW:84:ARG:NH1	2.28	0.48
25:DA:2637:U:H5''	28:DE:82:ARG:NH2	2.28	0.48
25:DA:1775:U:H2'	25:DA:1776:G:O5'	2.13	0.48
46:BZ:39:VAL:HG21	46:BZ:44:PHE:HD2	1.78	0.48
25:DA:476:G:H4'	25:DA:502:A:N1	2.28	0.48
46:DZ:8:TYR:HB2	46:DZ:38:TYR:CE2	2.47	0.48
4:CY:207:PRO:HG2	4:CY:208:PHE:CE1	2.47	0.48
25:BA:57:C:H2'	25:BA:58:G:O4'	2.14	0.48
25:BA:2404:C:C2'	25:BA:2405:G:H5'	2.44	0.48
29:DF:72:ARG:O	29:DF:73:ALA:O	2.31	0.48
1:AA:1137:C:H4'	1:AA:1138:G:C2	2.48	0.48
25:DA:583:G:OP2	41:DU:10:ARG:HD2	2.13	0.48
20:AQ:11:VAL:HG21	20:AQ:88:TYR:CD2	2.49	0.48
46:DZ:72:ARG:HG2	46:DZ:89:PHE:HB2	1.94	0.48
23:AT:46:GLU:HG2	23:AT:46:GLU:O	2.14	0.48
26:DB:108:C:H5'	26:DB:109:G:OP1	2.13	0.48
33:BK:88:ALA:HB2	33:BK:96:VAL:HG13	1.94	0.48
6:CC:125:GLU:OE2	6:CC:189:ALA:HA	2.14	0.48
48:D1:62:VAL:HG22	48:D1:63:ALA:N	2.28	0.48
25:DA:94:G:N3	49:D2:47:ASN:OD1	2.46	0.48
1:AA:134:A:H61	19:AP:25:ARG:NH1	1.98	0.48
25:DA:1022:G:H1'	25:DA:1023:U:OP2	2.12	0.48
28:DE:92:THR:O	28:DE:95:ILE:HG12	2.13	0.48
4:AY:317:PRO:C	4:AY:319:GLU:H	2.17	0.48
55:D8:34:TRP:O	55:D8:35:GLN:HB2	2.13	0.48

*Continued on next page...*



*Continued from previous page...*

Atom-1	Atom-2	Distance(Å)	Clash(Å)
5:AB:7:VAL:HG12	5:AB:11:LEU:HD11	1.95	0.48
20:CQ:37:LYS:C	20:CQ:38:ARG:HD2	2.33	0.48
25:BA:2306:C:C5	25:BA:2307:G:H1'	2.49	0.48
25:DA:1819:A:H5''	27:DD:161:THR:HG21	1.95	0.48
26:DB:10:C:C2	26:DB:11:C:C5	3.02	0.48
16:CM:54:VAL:HG22	16:CM:57:ARG:HH21	1.79	0.48
31:DH:127:GLU:CG	31:DH:128:PRO:HD2	2.41	0.48
25:DA:1172:G:HO2'	25:DA:1174:U:H5	1.58	0.48
44:BX:31:HIS:ND1	44:BX:32:PRO:HD2	2.27	0.48
11:CH:26:VAL:HG23	11:CH:27:PRO:HD2	1.96	0.48
25:BA:528:A:N1	25:BA:2042:A:H2'	2.28	0.48
40:BT:57:PHE:O	40:BT:58:ASN:C	2.52	0.48
46:DZ:137:ILE:CG2	46:DZ:138:GLU:N	2.77	0.48
10:AG:46:ALA:O	10:AG:50:ILE:HG12	2.13	0.48
10:CG:47:CYS:O	10:CG:50:ILE:HB	2.14	0.48
32:DI:8:PRO:HD3	32:DI:15:VAL:CG2	2.44	0.48
17:CN:3:ARG:O	17:CN:7:ILE:HG23	2.14	0.48
15:AL:41:THR:OG1	15:AL:51:LEU:HB3	2.14	0.48
43:DW:65:LEU:HD12	43:DW:68:ARG:HE	1.79	0.48
1:AA:671:G:H2'	1:AA:672:U:H6	1.78	0.48
39:DS:22:GLY:C	39:DS:23:ARG:HG3	2.34	0.48
29:BF:148:LEU:HD23	29:BF:191:ARG:HH11	1.79	0.48
48:D1:35:THR:HB	48:D1:36:GLY:H	1.32	0.48
25:DA:2086:U:H2'	25:DA:2087:G:C8	2.48	0.48
44:DX:9:LEU:HD23	44:DX:30:VAL:C	2.32	0.48
25:DA:265:A:H1'	25:DA:266:G:O4'	2.12	0.48
38:DR:49:ASP:OD1	38:DR:95:THR:HB	2.13	0.48
25:BA:198:C:H5'	25:BA:2244:U:OP1	2.13	0.48
25:BA:212:G:O2'	25:BA:213:A:H5'	2.14	0.48
25:BA:1311:G:O6	54:B7:48:LYS:HE3	2.13	0.48
10:AG:26:PHE:O	10:AG:30:ILE:HG12	2.13	0.48
4:AY:282:ILE:HD12	4:AY:282:ILE:H	1.79	0.48
1:CA:872:A:H2'	1:CA:872:A:N3	2.29	0.48
34:DN:31:GLN:OE1	34:DN:31:GLN:HA	2.14	0.48
20:AQ:100:LYS:HD3	20:AQ:100:LYS:N	2.28	0.48
28:DE:69:LYS:HG2	28:DE:69:LYS:O	2.13	0.48
25:BA:335:C:H2'	25:BA:336:C:H6	1.78	0.48
1:AA:666:G:H5'	1:AA:726:C:H1'	1.95	0.48
1:AA:428:G:H4'	1:AA:429:U:OP1	2.14	0.48
55:B8:34:TRP:O	55:B8:35:GLN:HB2	2.13	0.48
1:CA:37:U:O2'	1:CA:500:G:H4'	2.14	0.48
25:DA:2306:C:C5	25:DA:2307:G:H1'	2.48	0.48

*Continued on next page...*



*Continued from previous page...*

Atom-1	Atom-2	Distance(Å)	Clash(Å)
18:CO:44:LYS:HE3	18:CO:44:LYS:CA	2.40	0.48
1:AA:1502:A:C8	1:AA:1505:G:N2	2.81	0.48
45:DY:17:SER:OG	45:DY:18:GLY:N	2.45	0.48
46:BZ:144:LEU:HD21	46:BZ:150:LEU:HD11	1.95	0.48
23:CT:73:HIS:O	23:CT:76:ALA:HB3	2.14	0.48
37:DQ:89:ASN:C	37:DQ:92:GLY:H	2.17	0.48
1:CA:327:A:C2	1:CA:329:A:C4	3.01	0.48
32:BI:11:ASN:HB2	32:BI:12:LEU:HD22	1.94	0.48
30:DG:135:LEU:O	30:DG:154:GLY:HA3	2.13	0.48
25:DA:1937:A:C8	25:DA:1939:U:H2'	2.49	0.48
5:CB:184:VAL:HG12	5:CB:197:VAL:HG13	1.95	0.48
1:CA:1052:U:C4	1:CA:1200:C:N3	2.81	0.48
32:BI:8:PRO:HD3	32:BI:15:VAL:CG2	2.44	0.48
25:DA:102:G:OP1	25:DA:102:G:H4'	2.14	0.48
12:AI:114:TYR:HD2	12:AI:114:TYR:N	2.11	0.48
25:DA:1204:A:N1	25:DA:1241:A:H2	2.12	0.48
25:DA:966:G:C6	25:DA:967:C:N4	2.81	0.48
1:AA:1378:C:H5	1:AA:1379:G:C8	2.31	0.48
25:DA:154:G:C2	25:DA:173:G:C2	3.02	0.48
25:BA:2716:U:O2'	25:BA:2717:G:H5'	2.13	0.48
1:AA:1119:C:H2'	1:AA:1120:G:C8	2.48	0.48
25:DA:674:G:H1'	29:DF:74:ARG:HD3	1.95	0.48
25:DA:1311:G:O6	54:D7:48:LYS:HE3	2.14	0.48
32:BI:122:GLU:HB2	32:BI:126:TYR:OH	2.13	0.48
1:CA:381:C:H2'	1:CA:382:A:O4'	2.13	0.48
1:CA:57:G:H2'	1:CA:58:C:C6	2.48	0.48
25:DA:643:A:C2	25:DA:644:A:C4	3.01	0.48
4:AY:159:ARG:NH2	4:AY:352:GLY:HA3	2.28	0.48
25:BA:2702:U:H4'	25:BA:2703:C:OP1	2.14	0.48
27:BD:182:LEU:HD13	27:BD:182:LEU:HA	1.73	0.48
1:AA:524:G:H2'	1:AA:525:C:C6	2.49	0.48
25:DA:1850:G:C6	25:DA:1851:U:C4	3.02	0.48
1:AA:539:A:H2'	1:AA:540:G:C8	2.49	0.48
25:BA:2815:C:H5'	52:B5:29:ILE:HG13	1.95	0.48
5:CB:135:GLN:O	5:CB:139:LYS:HG2	2.14	0.48
25:DA:1530:G:N1	25:DA:1542:G:N2	2.62	0.48
36:BP:46:LYS:HB3	36:BP:52:GLU:HG3	1.95	0.48
33:DK:38:VAL:HG12	33:DK:39:LYS:HD2	1.94	0.48
20:CQ:33:GLY:O	20:CQ:34:LYS:C	2.52	0.48
25:BA:2308:G:O2'	25:BA:2309:A:OP2	2.24	0.48
30:BG:64:THR:HG23	30:BG:66:GLN:H	1.78	0.48
25:DA:2308:G:O2'	25:DA:2309:A:OP2	2.22	0.48

*Continued on next page...*



*Continued from previous page...*

Atom-1	Atom-2	Distance(Å)	Clash(Å)
25:BA:2392:A:C8	36:BP:60:MET:HG2	2.48	0.48
25:DA:543(C):A:C6	25:DA:543(D):A:N6	2.81	0.48
25:BA:773:U:C5'	27:BD:47:GLY:HA3	2.43	0.48
35:DO:119:PRO:HB2	40:DT:68:TYR:CD1	2.49	0.48
7:CD:105:VAL:HG21	7:CD:126:ILE:HG13	1.96	0.48
25:BA:2041:U:H2'	25:BA:2042:A:C8	2.48	0.48
8:AE:57:LYS:O	8:AE:61:TYR:CD2	2.66	0.48
25:DA:2302:G:O2'	25:DA:2303:G:H5'	2.14	0.48
30:BG:86:MET:HG3	30:BG:87:PRO:HD3	1.95	0.48
25:BA:525:U:H5'	25:BA:556:G:OP1	2.14	0.48
1:CA:232:G:H1'	1:CA:262:A:N1	2.27	0.48
37:DQ:27:VAL:HB	37:DQ:134:ARG:HD2	1.94	0.48
12:CI:111:ARG:HD2	17:CN:61:TRP:NE1	2.28	0.48
1:CA:1342:C:H1'	12:CI:124:GLN:NE2	2.29	0.48
25:BA:1963:U:C2'	25:BA:1963:U:O2	2.61	0.48
8:AE:126:ARG:HA	8:AE:131:ILE:HD11	1.94	0.48
43:DW:26:GLY:HA2	43:DW:71:VAL:O	2.13	0.48
39:BS:22:GLY:C	39:BS:23:ARG:HG3	2.34	0.48
27:BD:232:PRO:HG2	27:BD:248:SER:O	2.13	0.48
48:D1:65:SER:OG	48:D1:66:HIS:HD2	1.96	0.48
1:AA:35:G:C2	1:AA:550:G:C2	3.02	0.48
25:DA:1754:C:OP1	40:DT:96:ARG:NH1	2.40	0.48
25:BA:2037:G:C6	25:BA:2038:G:C6	3.02	0.48
23:AT:50:GLU:HA	23:AT:100:ILE:HG13	1.96	0.48
1:CA:1468:A:H2'	1:CA:1469:G:O4'	2.13	0.48
1:CA:830:G:C2	1:CA:831:U:C2	3.02	0.48
33:BK:57:ILE:HG22	33:BK:58:THR:N	2.28	0.48
25:BA:1680:U:O2	25:BA:1763:G:H8	1.97	0.48
1:CA:685:G:O2'	1:CA:686:U:H5'	2.14	0.48
36:DP:85:LEU:HA	36:DP:88:LEU:HB3	1.94	0.48
1:AA:872:A:H2'	1:AA:872:A:N3	2.29	0.48
6:CC:64:VAL:O	6:CC:100:ALA:HB3	2.13	0.48
41:BU:92:ARG:CD	41:BU:94:ASN:HB3	2.43	0.48
42:BV:38:LEU:C	42:BV:39:LEU:HD13	2.34	0.48
25:BA:1541:U:H5''	25:BA:1543:A:OP1	2.13	0.48
49:D2:49:LYS:O	49:D2:53:LEU:HB2	2.13	0.48
27:DD:33:LEU:CD1	27:DD:102:LYS:HD2	2.43	0.48
5:AB:19:HIS:CD2	5:AB:20:GLU:HG2	2.48	0.48
11:AH:17:THR:HG22	11:AH:63:LEU:HD13	1.96	0.48
25:BA:2579:C:O2'	28:BE:131:ALA:CB	2.62	0.48
1:AA:1320:C:N4	22:AS:36:ARG:HG3	2.29	0.48
28:DE:201:THR:HG22	28:DE:202:LYS:H	1.78	0.48

*Continued on next page...*



*Continued from previous page...*

Atom-1	Atom-2	Distance(Å)	Clash(Å)
24:CU:24:ARG:HG3	24:CU:25:LYS:H	1.78	0.48
45:BY:8:LYS:HD3	45:BY:13:VAL:HG21	1.96	0.48
42:BV:13:ARG:CZ	42:BV:15:GLU:HG2	2.44	0.48
25:BA:1172:G:N2	25:BA:1178:C:H42	2.11	0.48
12:CI:69:GLY:O	12:CI:73:GLN:HG3	2.14	0.48
37:BQ:37:LEU:O	37:BQ:99:PRO:HB3	2.13	0.48
6:CC:119:ARG:O	6:CC:122:GLU:HB3	2.12	0.48
1:CA:1077:G:N1	1:CA:1081:G:C6	2.82	0.48
23:AT:85:MET:HB2	23:AT:104:LEU:HD21	1.95	0.48
7:CD:88:VAL:HG13	8:CE:97:GLY:HA2	1.95	0.48
49:B2:1:MET:O	49:B2:2:LYS:C	2.51	0.48
45:DY:29:GLU:HB3	45:DY:38:ILE:CD1	2.43	0.48
20:CQ:53:LEU:HD12	20:CQ:54:GLY:H	1.79	0.48
29:BF:12:LEU:HD13	29:BF:124:LEU:HD11	1.95	0.48
46:BZ:137:ILE:CG2	46:BZ:138:GLU:N	2.76	0.48
7:CD:190:ASP:O	7:CD:194:LEU:HD23	2.14	0.48
38:DR:21:TYR:OH	38:DR:43:GLU:HG2	2.13	0.48
25:DA:620:G:H5''	25:DA:620:G:N3	2.28	0.48
1:CA:22:G:H4'	1:CA:885:G:C8	2.49	0.48
25:BA:2243:U:H2'	25:BA:2244:U:C6	2.49	0.48
1:AA:35:G:C5	1:AA:36:C:C4	3.02	0.48
43:DW:40:ASN:O	43:DW:41:LYS:HG2	2.13	0.48
25:BA:2862:G:H2'	25:BA:2863:C:H6	1.77	0.48
36:BP:135:LEU:CD1	36:BP:139:LYS:HD2	2.44	0.48
27:DD:231:HIS:CG	27:DD:232:PRO:HD2	2.49	0.48
29:BF:13:SER:OG	29:BF:14:PRO:HD2	2.14	0.48
16:AM:3:ARG:HG2	16:AM:9:ILE:HD13	1.96	0.48
32:BI:130:TYR:O	32:BI:132:PRO:HD3	2.13	0.48
32:BI:87:LYS:NZ	32:BI:87:LYS:HB2	2.29	0.48
25:BA:1204:A:N1	25:BA:1241:A:H2	2.11	0.48
1:AA:811:C:H4'	1:AA:900:A:N6	2.28	0.48
25:BA:2681:C:H4'	25:BA:2682:U:H5'	1.96	0.48
49:B2:47:ASN:O	49:B2:50:ILE:HG13	2.14	0.48
25:BA:126:A:O5'	54:B7:19:ARG:HG2	2.14	0.48
48:B1:40:ARG:NH2	48:B1:42:GLN:HG2	2.28	0.48
47:B0:37:LEU:O	47:B0:38:VAL:HG23	2.14	0.48
49:D2:10:LEU:O	49:D2:13:ALA:HB3	2.14	0.48
26:BB:9:G:C6	26:BB:10:C:C4	3.02	0.48
38:BR:79:LEU:HD22	38:BR:79:LEU:O	2.13	0.48
13:AJ:16:LEU:HD13	13:AJ:16:LEU:O	2.14	0.48
42:DV:13:ARG:CZ	42:DV:15:GLU:HG2	2.43	0.48
8:CE:90:VAL:O	8:CE:120:THR:HA	2.14	0.48

*Continued on next page...*



*Continued from previous page...*

Atom-1	Atom-2	Distance(Å)	Clash(Å)
7:CD:15:GLU:HB3	7:CD:63:LYS:HE2	1.96	0.48
27:DD:235:GLY:O	27:DD:237:GLU:N	2.47	0.48
43:BW:29:LEU:HG	43:BW:33:ARG:HE	1.78	0.48
52:D5:40:LYS:CD	52:D5:46:CYS:HB3	2.43	0.48
25:DA:1864(C):A:H2'	25:DA:1864(D):A:H8	1.77	0.48
25:DA:1070:A:H2'	25:DA:1097:U:H5'	1.96	0.48
8:CE:152:ARG:HD3	11:CH:42:GLU:O	2.13	0.48
29:BF:53:THR:C	29:BF:55:GLY:N	2.67	0.48
25:BA:1290:C:H2'	25:BA:1291:C:H6	1.78	0.48
10:CG:73:MET:HA	10:CG:91:VAL:HG23	1.94	0.48
33:DK:101:TRP:CE2	33:DK:105:LEU:HD11	2.49	0.48
25:DA:1104:C:H2'	25:DA:1105:U:H6	1.78	0.48
1:AA:1053:G:N7	1:AA:1200:C:H5''	2.29	0.48
25:DA:1443:G:C2'	25:DA:1444:G:H5'	2.44	0.48
25:DA:979:G:H3'	25:DA:980:A:H5''	1.95	0.48
25:DA:1711:C:H2'	25:DA:1712:C:C6	2.49	0.48
25:BA:554:U:O2'	25:BA:555:U:H5'	2.14	0.48
27:DD:21:PHE:HB3	27:DD:24:ILE:HD12	1.96	0.48
42:BV:5:VAL:HG23	42:BV:37:VAL:O	2.13	0.48
32:DI:29:TYR:C	32:DI:32:PRO:HD2	2.34	0.48
8:CE:11:ILE:HB	8:CE:31:LEU:HD22	1.96	0.48
1:AA:1262:C:OP2	24:AU:25:LYS:HE3	2.14	0.48
25:DA:851:U:O2'	50:D3:45:GLY:HA3	2.13	0.48
1:AA:44:G:N2	1:AA:399:G:C4	2.82	0.48
19:CP:43:LYS:HA	19:CP:48:TRP:HB3	1.96	0.48
25:DA:889:C:O2'	25:DA:890:A:P	2.72	0.48
25:DA:335:C:H2'	25:DA:336:C:H6	1.79	0.48
25:DA:2823:A:OP1	28:DE:113:PHE:HB2	2.12	0.48
8:CE:126:ARG:HA	8:CE:131:ILE:HD11	1.95	0.48
38:BR:103:ARG:NH1	38:BR:108:GLY:O	2.47	0.48
21:CR:45:SER:HB2	21:CR:51:LEU:HD21	1.96	0.48
28:DE:116:VAL:HG21	28:DE:122:PHE:CD2	2.48	0.48
44:BX:34:ALA:HA	44:BX:38:GLU:OE2	2.13	0.48
25:BA:2082:A:H2'	25:BA:2083:G:O4'	2.12	0.48
28:BE:129:HIS:CD2	28:BE:129:HIS:H	2.32	0.48
25:BA:409:C:O2'	25:BA:410:G:H5'	2.13	0.48
4:AY:241:ARG:HH21	4:AY:265:VAL:HG11	1.79	0.48
25:DA:794:G:H2'	25:DA:795:C:C6	2.49	0.48
1:AA:814:A:N7	1:AA:816:A:C4	2.81	0.48
25:BA:1529:A:N6	25:BA:1542:G:N2	2.61	0.48
36:BP:51:PHE:O	36:BP:52:GLU:CB	2.62	0.48
15:CL:69:ILE:HD13	15:CL:76:LEU:HD23	1.95	0.48

*Continued on next page...*



*Continued from previous page...*

Atom-1	Atom-2	Distance(Å)	Clash(Å)
25:DA:1022:G:C6	25:DA:1140:C:C4	3.02	0.48
50:B3:19:GLN:O	50:B3:23:LEU:HD13	2.14	0.48
40:DT:90:GLN:CA	40:DT:90:GLN:HE21	2.24	0.48
15:CL:6:ILE:HD12	15:CL:7:ASN:N	2.24	0.48
1:CA:243:A:C2	1:CA:246:A:C8	3.02	0.48
31:BH:54:ARG:HB3	31:BH:65:HIS:HD2	1.79	0.48
5:CB:207:ALA:O	5:CB:211:ILE:HG13	2.13	0.48
29:BF:203:GLN:OE1	29:BF:207:GLY:HA3	2.14	0.48
34:BN:160:LYS:HZ3	34:BN:160:LYS:HB3	1.79	0.48
1:CA:1493:A:C4	4:CY:137:ALA:HA	2.49	0.48
25:DA:1396:U:H5''	25:DA:1396:U:O2	2.13	0.48
4:AY:125:ALA:O	4:AY:188:ASN:HA	2.14	0.48
45:BY:13:VAL:HG11	45:BY:72:VAL:HB	1.95	0.48
1:AA:1314:C:N4	22:AS:4:SER:N	2.61	0.48
45:DY:13:VAL:HG11	45:DY:72:VAL:HB	1.95	0.48
32:BI:98:ALA:CB	32:BI:111:PRO:HB3	2.44	0.48
25:BA:2688:U:C3'	25:BA:2688:U:O2	2.61	0.48
25:DA:2516:G:C5	25:DA:2517:C:C4	3.02	0.48
27:DD:186:HIS:HB3	27:DD:189:CYS:SG	2.53	0.48
28:DE:51:PHE:HB3	28:DE:77:ILE:CG2	2.44	0.48
43:DW:15:ARG:CZ	52:D5:20:ARG:NH1	2.77	0.48
8:CE:57:LYS:O	8:CE:61:TYR:CD2	2.66	0.48
27:BD:133:LEU:HA	27:BD:136:ILE:HD12	1.96	0.48
27:DD:133:LEU:HD23	27:DD:136:ILE:HD12	1.96	0.48
34:DN:119:GLU:O	34:DN:123:GLU:HG3	2.14	0.48
28:DE:61:ARG:C	28:DE:63:LEU:H	2.17	0.48
25:BA:1288:U:C2	25:BA:1327:C:O2	2.67	0.48
20:CQ:5:VAL:HG13	20:CQ:59:ILE:O	2.13	0.48
30:BG:111:LEU:HD22	30:BG:117:PHE:CE1	2.48	0.48
8:CE:11:ILE:HD11	8:CE:108:ALA:HB3	1.95	0.48
25:BA:1204:A:N1	25:BA:1241:A:C2	2.81	0.48
25:DA:2529:G:H5''	25:DA:2530:A:H5''	1.94	0.48
1:CA:524:G:H2'	1:CA:525:C:C6	2.48	0.48
25:BA:270(U):C:H2'	25:BA:270(V):G:C8	2.49	0.48
1:AA:563:A:N7	1:AA:567:G:H1'	2.28	0.48
29:DF:102:PRO:HB2	29:DF:105:VAL:HG23	1.96	0.48
1:AA:1490:C:C2'	1:AA:1491:G:H5'	2.43	0.48
25:DA:84:A:H5''	45:DY:9:LYS:HD2	1.95	0.48
25:DA:725:G:C6	25:DA:726:G:N1	2.82	0.48
1:AA:1412:C:H2'	1:AA:1413:A:C8	2.49	0.48
19:AP:59:TRP:HA	19:AP:62:VAL:HG22	1.96	0.48
41:DU:92:ARG:NE	41:DU:95:LEU:HG	2.29	0.48

*Continued on next page...*



*Continued from previous page...*

Atom-1	Atom-2	Distance(Å)	Clash(Å)
50:D3:19:GLN:O	50:D3:23:LEU:HD13	2.13	0.48
25:BA:2821:A:OP2	38:BR:5:LYS:NZ	2.47	0.48
12:AI:15:ALA:HB2	12:AI:65:VAL:HG23	1.94	0.48
20:AQ:37:LYS:C	20:AQ:38:ARG:HD2	2.34	0.48
29:DF:155:LEU:HD12	29:DF:174:VAL:HB	1.96	0.48
27:BD:127:VAL:HA	27:BD:193:VAL:CG1	2.40	0.48
1:CA:981:U:H5'	17:CN:21:TYR:CE1	2.49	0.48
1:AA:37:U:O2'	1:AA:500:G:H4'	2.14	0.48
1:AA:1362:C:H2'	1:AA:1362(A):C:H5''	1.95	0.48
1:CA:68(P):C:H2'	1:CA:68(Q):U:C6	2.49	0.48
29:BF:182:ASN:O	29:BF:186:ILE:HG13	2.14	0.48
35:BO:119:PRO:HB2	40:BT:68:TYR:CD1	2.48	0.48
8:CE:43:LEU:HD23	8:CE:44:GLY:N	2.28	0.48
27:BD:235:GLY:O	27:BD:237:GLU:N	2.47	0.48
26:DB:48:A:H2'	26:DB:49:C:C6	2.49	0.48
1:AA:624:C:H4'	19:AP:11:SER:H	1.79	0.48
47:B0:10:THR:O	47:B0:12:ASN:HB2	2.13	0.48
1:CA:1004:A:C8	1:CA:1026:G:C5	3.02	0.48
36:DP:6:LEU:HG	36:DP:8:PRO:HD2	1.95	0.48
32:DI:1:MET:HB2	32:DI:21:VAL:O	2.14	0.48
1:CA:1259:C:C4	1:CA:1260:C:O2	2.66	0.48
25:BA:1429:G:H2'	25:BA:1430:C:C6	2.48	0.48
35:BO:73:ASP:HB2	40:BT:82:LEU:HD12	1.94	0.48
45:DY:27:VAL:O	45:DY:27:VAL:HG23	2.14	0.48
8:CE:41:VAL:HG21	8:CE:113:ALA:CB	2.44	0.48
19:CP:59:TRP:HA	19:CP:62:VAL:HG22	1.95	0.48
25:BA:1468:C:H2'	25:BA:1468(A):A:H8	1.79	0.48
7:CD:93:PHE:O	7:CD:97:LEU:HG	2.13	0.48
1:AA:1115:C:C2'	1:AA:1116:C:H5'	2.44	0.48
20:CQ:60:ILE:HG23	20:CQ:62:SER:OG	2.13	0.48
25:BA:2506:U:H3'	25:BA:2506:U:H6	1.78	0.48
25:DA:1856:G:H2'	25:DA:1857:G:O4'	2.13	0.48
4:CY:241:ARG:HH21	4:CY:265:VAL:HG11	1.78	0.48
44:BX:9:LEU:HD23	44:BX:30:VAL:C	2.34	0.48
36:DP:41:ARG:NE	36:DP:41:ARG:CA	2.62	0.47
1:CA:1366:C:H2'	1:CA:1367:C:C6	2.45	0.47
15:AL:86:GLY:HA2	15:AL:97:TYR:HD2	1.79	0.47
13:AJ:74:ILE:HG12	13:AJ:74:ILE:O	2.14	0.47
49:B2:46:GLN:HB2	49:B2:49:LYS:HZ2	1.78	0.47
54:D7:19:ARG:HB3	54:D7:19:ARG:NH1	2.29	0.47
1:CA:1502:A:H5'	1:CA:1504:G:N7	2.28	0.47
26:BB:10:C:C2	26:BB:11:C:C5	3.02	0.47

*Continued on next page...*



*Continued from previous page...*

Atom-1	Atom-2	Distance(Å)	Clash(Å)
28:DE:55:ASN:HD22	28:DE:57:LYS:HE2	1.78	0.47
25:DA:1348:G:H1	25:DA:1598:C:H42	1.61	0.47
1:CA:438:G:H4'	7:CD:123:HIS:CE1	2.49	0.47
8:AE:102:ALA:HA	8:AE:120:THR:OG1	2.15	0.47
45:DY:8:LYS:HD3	45:DY:13:VAL:HG21	1.95	0.47
1:AA:1227:A:H2	1:AA:1228:C:N1	2.12	0.47
1:CA:1152:A:OP1	13:CJ:68:HIS:CD2	2.67	0.47
33:DK:21:PRO:HA	33:DK:24:GLY:H	1.79	0.47
25:BA:2516:G:C5	25:BA:2517:C:C4	3.02	0.47
1:AA:1117:G:H21	1:AA:1180:A:H1'	1.79	0.47
26:DB:13:A:H2'	26:DB:14:U:H5''	1.95	0.47
26:DB:13:A:C2'	26:DB:14:U:H5''	2.45	0.47
25:BA:909:A:H2'	25:BA:912:C:H5	1.78	0.47
1:AA:1004:A:C8	1:AA:1026:G:C6	3.02	0.47
11:CH:101:PRO:HG2	11:CH:133:LEU:CD1	2.44	0.47
28:DE:154:LYS:HD2	28:DE:155:LYS:H	1.80	0.47
48:D1:57:GLU:HG2	48:D1:58:ILE:N	2.29	0.47
39:DS:26:LEU:HA	39:DS:38:GLN:O	2.14	0.47
1:AA:939:G:H5''	10:AG:102:ARG:NH2	2.28	0.47
32:DI:67:ARG:HH21	32:DI:70:GLU:HG3	1.78	0.47
25:BA:1104:C:H2'	25:BA:1105:U:H6	1.78	0.47
1:AA:1084:G:C5	1:AA:1085:U:C4	3.02	0.47
25:DA:1773:A:C5	25:DA:1829:A:H1'	2.49	0.47
31:DH:94:TYR:HE2	31:DH:160:LYS:HB3	1.78	0.47
25:DA:2884:U:C5	25:DA:2885:C:C6	3.01	0.47
15:CL:41:THR:OG1	15:CL:51:LEU:HB3	2.14	0.47
25:BA:1775:U:H2'	25:BA:1776:G:O5'	2.13	0.47
25:BA:1857:G:C6	25:BA:1858:G:N1	2.82	0.47
25:DA:876:C:H2'	25:DA:877:U:O4'	2.13	0.47
1:AA:646:U:C4	1:AA:647:C:N4	2.82	0.47
25:BA:2025:C:H2'	25:BA:2026:C:C6	2.49	0.47
25:BA:924:C:H2'	25:BA:925:C:C6	2.49	0.47
25:BA:839:U:H2'	25:BA:840:C:C6	2.48	0.47
31:BH:83:TYR:CE1	31:BH:138:LYS:HB2	2.49	0.47
25:DA:1485:G:H2'	25:DA:1486:A:H8	1.77	0.47
3:AW:65:C:H2'	3:AW:66:C:C6	2.49	0.47
1:CA:664:G:H22	1:CA:741:G:H1	1.61	0.47
9:AF:8:ILE:HD11	9:AF:79:LEU:HD13	1.95	0.47
20:CQ:85:VAL:O	20:CQ:89:LEU:HG	2.14	0.47
7:CD:188:LEU:HA	7:CD:189:PRO:HD2	1.76	0.47
19:AP:43:LYS:HA	19:AP:48:TRP:HB3	1.95	0.47
38:DR:78:LYS:O	38:DR:83:ILE:HG12	2.13	0.47

*Continued on next page...*



*Continued from previous page...*

Atom-1	Atom-2	Distance(Å)	Clash(Å)
41:DU:8:VAL:HG12	41:DU:11:ARG:NH2	2.29	0.47
1:AA:558:G:H2'	1:AA:559:A:H2	1.80	0.47
41:BU:92:ARG:O	41:BU:94:ASN:N	2.46	0.47
25:DA:1541:U:H5''	25:DA:1543:A:OP1	2.14	0.47
36:DP:50:ARG:NH2	36:DP:50:ARG:HG2	2.29	0.47
37:BQ:81:VAL:HG12	37:BQ:82:ARG:HB2	1.95	0.47
4:AY:92:LEU:CD2	4:AY:95:GLU:HB3	2.44	0.47
4:AY:94:ALA:HA	4:AY:98:GLU:HB3	1.95	0.47
29:DF:101:LEU:O	29:DF:106:ARG:NH1	2.42	0.47
4:CY:92:LEU:HD22	4:CY:97:ARG:HE	1.78	0.47
25:DA:126:A:O5'	54:D7:19:ARG:HG2	2.14	0.47
48:D1:40:ARG:NH2	48:D1:42:GLN:HG2	2.30	0.47
36:BP:148:LEU:N	36:BP:148:LEU:HD13	2.27	0.47
34:BN:109:PRO:HG2	34:BN:112:LYS:HG3	1.96	0.47
8:CE:101:ILE:HG12	8:CE:101:ILE:O	2.15	0.47
52:B5:6:VAL:HG22	52:B5:7:PRO:CD	2.44	0.47
25:DA:528:A:C2	25:DA:2043:C:H4'	2.49	0.47
31:DH:92:ILE:N	31:DH:92:ILE:HD12	2.26	0.47
44:BX:43:VAL:HG11	44:BX:81:VAL:HG11	1.95	0.47
29:BF:198:ALA:O	29:BF:201:VAL:HG12	2.14	0.47
43:BW:33:ARG:O	43:BW:37:ARG:HB2	2.14	0.47
25:BA:2476:A:C2'	25:BA:2477:C:H5''	2.44	0.47
1:CA:345:C:H5'	40:DT:41:ARG:CZ	2.44	0.47
46:BZ:48:PHE:CE2	46:BZ:71:VAL:HG21	2.49	0.47
25:BA:1000:A:H62	25:BA:1154:G:H2'	1.79	0.47
25:DA:634:C:H2'	25:DA:635:C:H6	1.78	0.47
25:DA:1356:G:H2'	25:DA:1357:U:C6	2.49	0.47
1:AA:1350:A:H8	1:AA:1350:A:O5'	1.97	0.47
25:DA:1712(J):G:O2'	25:DA:1712(K):A:C8	2.62	0.47
1:CA:663:A:O2'	1:CA:664:G:H5'	2.14	0.47
40:DT:74:ARG:HD3	40:DT:76:PHE:CZ	2.49	0.47
21:CR:87:ARG:C	21:CR:87:ARG:HD2	2.33	0.47
12:AI:7:THR:O	12:AI:83:ARG:HD2	2.14	0.47
1:CA:255:G:H1'	20:CQ:16:GLN:NE2	2.29	0.47
1:AA:831:U:H2'	1:AA:832:C:H6	1.79	0.47
25:DA:1063:G:H1'	33:DK:133:SER:O	2.14	0.47
1:CA:1352:C:H2'	1:CA:1353:G:C8	2.49	0.47
24:CU:22:ARG:HG2	24:CU:23:PRO:HD2	1.96	0.47
25:DA:271(B):G:H4'	25:DA:271(C):U:H5'	1.95	0.47
1:CA:1119:C:H2'	1:CA:1120:G:C8	2.49	0.47
25:BA:1418:G:H8	25:BA:1418:G:O5'	1.96	0.47
25:BA:2238:G:N3	25:BA:2238:G:H2'	2.29	0.47

*Continued on next page...*



*Continued from previous page...*

Atom-1	Atom-2	Distance(Å)	Clash(Å)
25:BA:794:G:H2'	25:BA:795:C:C6	2.49	0.47
39:DS:66:ALA:HA	39:DS:69:VAL:CG1	2.44	0.47
25:BA:1899:G:H21	25:BA:1902:C:N4	2.00	0.47
41:BU:92:ARG:NE	41:BU:95:LEU:HG	2.29	0.47
45:DY:90:LEU:HD23	45:DY:90:LEU:N	2.29	0.47
15:AL:65:VAL:HG12	15:AL:66:THR:O	2.14	0.47
49:B2:49:LYS:O	49:B2:53:LEU:HB2	2.15	0.47
25:BA:2794(B):U:H2'	25:BA:2794(C):C:H5'	1.97	0.47
33:BK:19:PRO:O	33:BK:24:GLY:HA2	2.13	0.47
40:DT:105:LEU:O	40:DT:107:ASP:OD1	2.32	0.47
16:CM:3:ARG:HG2	16:CM:9:ILE:HD13	1.96	0.47
25:BA:1079:C:H4'	33:BK:132:ARG:NH1	2.29	0.47
1:AA:1077:G:N1	1:AA:1081:G:C6	2.83	0.47
25:BA:322:A:O4'	25:BA:340:A:H1'	2.15	0.47
25:BA:973:A:O4'	25:BA:1188:U:C6	2.67	0.47
23:AT:72:LEU:HD11	23:AT:77:ALA:CB	2.44	0.47
32:BI:98:ALA:HB2	32:BI:111:PRO:HB3	1.96	0.47
30:DG:86:MET:CG	30:DG:87:PRO:HD3	2.44	0.47
1:AA:623:C:C4	1:AA:624:C:C5	3.02	0.47
29:BF:36:VAL:HG11	29:BF:183:VAL:HG21	1.96	0.47
12:AI:70:LYS:NZ	12:AI:70:LYS:HB2	2.30	0.47
38:BR:104:ARG:HH12	38:BR:109:ALA:HB3	1.79	0.47
38:DR:104:ARG:HH12	38:DR:109:ALA:HB3	1.79	0.47
26:DB:78:A:O3'	37:DQ:21:THR:HG22	2.14	0.47
33:BK:74:ALA:HA	33:BK:77:LEU:HD13	1.96	0.47
1:AA:194:C:H2'	1:AA:195:A:H5''	1.96	0.47
25:DA:993:G:H1'	42:DV:89:GLN:OE1	2.15	0.47
1:AA:1342:C:H1'	12:AI:124:GLN:NE2	2.29	0.47
25:DA:1327:C:N4	25:DA:1328:G:N1	2.63	0.47
1:AA:1429:C:H2'	1:AA:1430:C:C6	2.47	0.47
25:BA:1711:C:H2'	25:BA:1712:C:C6	2.50	0.47
1:CA:1258:G:H2'	1:CA:1259:C:C6	2.50	0.47
25:BA:553:G:C5	25:BA:554:U:C5	3.03	0.47
1:AA:353:A:C2'	1:AA:354:G:OP2	2.62	0.47
1:AA:68(U):U:H2'	1:AA:68(V):G:H8	1.78	0.47
26:DB:33:G:C2	26:DB:50:G:C2	3.03	0.47
25:BA:2815:C:O2'	52:B5:43:HIS:CD2	2.67	0.47
8:AE:147:ASP:HA	8:AE:150:ARG:CZ	2.44	0.47
25:BA:611(F):A:C4	29:BF:180:GLY:HA2	2.48	0.47
1:CA:353:A:H2'	1:CA:354:G:OP2	2.13	0.47
1:AA:1414:U:O2	1:AA:1487:G:N2	2.47	0.47
25:DA:2025:C:H2'	25:DA:2026:C:C6	2.49	0.47

*Continued on next page...*



*Continued from previous page...*

Atom-1	Atom-2	Distance(Å)	Clash(Å)
44:DX:89:ILE:O	44:DX:93:GLU:HG2	2.14	0.47
32:DI:53:ALA:HB1	32:DI:57:ARG:HH22	1.79	0.47
27:BD:71:ASP:N	27:BD:71:ASP:OD2	2.47	0.47
46:BZ:30:ASN:OD1	46:BZ:33:LEU:HB3	2.14	0.47
36:BP:14:LYS:O	36:BP:15:ARG:HB2	2.14	0.47
1:AA:1101:A:C4'	1:AA:1102:A:O5'	2.50	0.47
25:BA:664:C:H4'	25:BA:941:A:OP1	2.14	0.47
27:DD:102:LYS:O	27:DD:103:ARG:HG2	2.15	0.47
32:DI:91:SER:OG	32:DI:119:PRO:HB2	2.13	0.47
25:DA:1024:G:C3'	25:DA:1025:G:H5''	2.38	0.47
32:BI:114:LEU:O	32:BI:116:LEU:N	2.44	0.47
25:DA:896:A:H5'	25:DA:897:C:P	2.54	0.47
25:DA:910:A:C6	25:DA:911:A:C6	3.03	0.47
1:CA:1320:C:N4	22:CS:36:ARG:HG3	2.28	0.47
25:DA:2871:C:H5''	25:DA:2872:G:OP1	2.15	0.47
38:DR:4:LEU:C	38:DR:6:SER:N	2.68	0.47
5:AB:233:SER:HB2	5:AB:234:PRO:HD2	1.95	0.47
38:DR:48:VAL:C	38:DR:50:HIS:N	2.68	0.47
1:CA:1227:A:H2	1:CA:1228:C:N1	2.12	0.47
1:CA:618:C:N3	1:CA:622:A:N6	2.62	0.47
25:BA:2378:A:C2'	39:BS:21:THR:HG21	2.44	0.47
29:BF:123:LEU:HD12	29:BF:124:LEU:N	2.29	0.47
28:BE:195:LEU:HD23	28:BE:196:VAL:N	2.28	0.47
10:AG:47:CYS:O	10:AG:50:ILE:HB	2.14	0.47
1:CA:542:G:H5'	7:CD:41:GLY:CA	2.44	0.47
1:CA:516:U:H3'	1:CA:517:G:C8	2.49	0.47
32:BI:67:ARG:NE	32:BI:67:ARG:HA	2.28	0.47
29:BF:107:LYS:HB3	29:BF:206:ILE:HG21	1.97	0.47
26:BB:78:A:O3'	37:BQ:21:THR:HG22	2.14	0.47
45:DY:47:LYS:HA	45:DY:60:PHE:CE2	2.49	0.47
1:CA:1106:G:H2'	1:CA:1107:C:H6	1.79	0.47
25:BA:1592:C:H2'	25:BA:1593:G:C8	2.49	0.47
25:BA:1952:A:C5	35:BO:22:ILE:HD12	2.49	0.47
25:BA:2472:G:H2'	25:BA:2475:C:H42	1.80	0.47
25:DA:2716:U:O2'	25:DA:2717:G:H5'	2.15	0.47
29:BF:28:ILE:O	29:BF:30:PRO:HD3	2.14	0.47
1:AA:474:G:H5'	19:AP:81:ARG:HG3	1.96	0.47
25:DA:1889:A:H2'	25:DA:1890:A:C8	2.50	0.47
27:DD:77:ALA:CB	27:DD:97:TYR:HA	2.44	0.47
54:D7:24:THR:HG23	54:D7:27:GLY:H	1.79	0.47
38:DR:29:LEU:O	38:DR:75:LEU:HD21	2.14	0.47
25:DA:2572:A:C8	28:DE:144:ARG:HB3	2.49	0.47

*Continued on next page...*



*Continued from previous page...*

Atom-1	Atom-2	Distance(Å)	Clash(Å)
25:DA:270(U):C:H2'	25:DA:270(V):G:C8	2.49	0.47
25:BA:866:A:N3	25:BA:866:A:H2'	2.29	0.47
25:BA:2612:C:H2'	25:BA:2613:U:O5'	2.14	0.47
25:DA:205:G:O2'	25:DA:206:U:OP2	2.33	0.47
6:CC:114:PRO:HA	6:CC:185:GLY:HA3	1.95	0.47
1:AA:1352:C:H2'	1:AA:1353:G:C8	2.50	0.47
42:DV:1:MET:HB3	42:DV:42:GLY:HA3	1.95	0.47
25:DA:2702:U:H4'	25:DA:2703:C:OP1	2.13	0.47
41:BU:92:ARG:HE	41:BU:95:LEU:HG	1.79	0.47
25:DA:1529:A:N6	25:DA:1542:G:N2	2.61	0.47
34:BN:157:ARG:O	34:BN:157:ARG:HG2	2.13	0.47
25:BA:1913:A:C2'	25:BA:1914:C:OP2	2.62	0.47
1:AA:1125:U:H5''	1:AA:1126:U:H5	1.80	0.47
27:DD:31:LYS:O	27:DD:36:PRO:HD3	2.15	0.47
5:AB:27:LYS:HE3	5:AB:193:ASP:HB2	1.96	0.47
43:BW:75:TYR:CE2	43:BW:104:THR:HB	2.49	0.47
7:CD:25:ARG:HH22	7:CD:35:ARG:HH12	1.62	0.47
29:BF:155:LEU:HD12	29:BF:174:VAL:HB	1.95	0.47
36:DP:148:LEU:HD13	36:DP:148:LEU:N	2.27	0.47
45:DY:14:LEU:HD23	45:DY:14:LEU:C	2.34	0.47
49:B2:41:ILE:C	49:B2:41:ILE:HD12	2.35	0.47
25:BA:1396:U:H5''	25:BA:1396:U:O2	2.14	0.47
25:BA:2789:C:H5'	25:BA:2790:A:OP1	2.14	0.47
34:DN:127:LYS:HB2	34:DN:140:PHE:CD1	2.48	0.47
37:BQ:80:GLU:OE2	37:BQ:80:GLU:CA	2.63	0.47
42:BV:77:ALA:O	42:BV:79:VAL:HG23	2.14	0.47
33:BK:52:ILE:HG12	33:BK:76:TYR:CD1	2.49	0.47
16:AM:19:LEU:H	16:AM:19:LEU:HD22	1.78	0.47
28:DE:131:ALA:HB1	28:DE:134:ILE:HD11	1.97	0.47
1:CA:1227:A:C2	1:CA:1228:C:C2	3.02	0.47
25:DA:2389:G:H5''	25:DA:2390:U:O4'	2.15	0.47
12:CI:105:ASP:OD2	12:CI:107:ARG:HD3	2.14	0.47
25:DA:572:A:H5''	25:DA:573:G:OP2	2.14	0.47
1:AA:618:C:N3	1:AA:622:A:N6	2.61	0.47
46:BZ:31:ARG:NH1	46:BZ:94:GLU:HG3	2.28	0.47
10:CG:46:ALA:O	10:CG:50:ILE:HG12	2.14	0.47
55:D8:14:VAL:HG13	55:D8:22:VAL:HG13	1.97	0.47
25:BA:1971:A:C2	27:BD:241:PRO:HD3	2.50	0.47
32:BI:67:ARG:HA	32:BI:70:GLU:HB2	1.95	0.47
32:DI:67:ARG:NE	32:DI:67:ARG:HA	2.29	0.47
1:CA:909:A:OP1	15:CL:20:LYS:HE2	2.15	0.47
38:DR:9:LYS:HE2	38:DR:43:GLU:OE2	2.15	0.47

*Continued on next page...*



*Continued from previous page...*

Atom-1	Atom-2	Distance(Å)	Clash(Å)
1:CA:1051:C:C4	1:CA:1052:U:C4	3.02	0.47
37:DQ:43:THR:OG1	37:DQ:46:GLN:HG3	2.15	0.47
37:DQ:43:THR:HA	37:DQ:94:VAL:HG12	1.96	0.47
25:BA:1773:A:C5	25:BA:1829:A:H1'	2.48	0.47
12:AI:114:TYR:CD2	12:AI:114:TYR:N	2.79	0.47
28:DE:175:VAL:C	28:DE:176:ILE:HD12	2.34	0.47
1:AA:1261:A:H5''	24:AU:25:LYS:HE2	1.95	0.47
25:BA:2742:C:O2'	25:BA:2743:C:H5'	2.14	0.47
25:BA:2649:U:H2'	25:BA:2650:U:C6	2.50	0.47
25:BA:1712(Q):G:C2	25:BA:1746:G:C8	3.03	0.47
1:AA:551:U:H5'	15:AL:118:LYS:HE2	1.96	0.47
3:CW:65:C:H2'	3:CW:66:C:C6	2.49	0.47
49:D2:28:LYS:HE3	49:D2:56:GLN:NE2	2.30	0.47
25:DA:2462:U:H1'	25:DA:2491:U:O4	2.14	0.47
13:AJ:61:GLU:HG3	17:AN:58:LYS:HE2	1.96	0.47
25:BA:2774:C:H2'	25:BA:2775:A:O4'	2.15	0.47
25:DA:1261:C:H2'	25:DA:1262:A:O5'	2.15	0.47
1:AA:685:G:O2'	1:AA:686:U:H5'	2.14	0.47
37:DQ:55:VAL:HG22	37:DQ:56:ARG:N	2.29	0.47
7:AD:106:TYR:CE1	7:AD:113:SER:HA	2.49	0.47
25:BA:2889:C:H2'	25:BA:2890:G:O4'	2.14	0.47
25:BA:876:C:H2'	25:BA:877:U:O4'	2.15	0.47
1:AA:66:G:N3	1:AA:66:G:H2'	2.29	0.47
10:AG:105:VAL:O	10:AG:108:ALA:HB3	2.14	0.47
46:BZ:8:TYR:HB2	46:BZ:38:TYR:CE2	2.50	0.47
42:DV:38:LEU:HD12	42:DV:57:VAL:HG12	1.97	0.47
25:BA:1543:A:H5'	25:BA:1543(A):C:P	2.54	0.47
7:CD:8:VAL:HG21	7:CD:115:ARG:HH21	1.80	0.47
47:D0:37:LEU:O	47:D0:38:VAL:HG23	2.14	0.47
25:DA:2794(B):U:H2'	25:DA:2794(C):C:H5'	1.97	0.47
36:BP:125:VAL:HG22	36:BP:144:GLU:HB3	1.96	0.47
32:BI:120:ILE:N	32:BI:120:ILE:HD12	2.29	0.47
5:CB:7:VAL:HG12	5:CB:11:LEU:HD11	1.96	0.47
49:D2:38:GLN:O	49:D2:41:ILE:HG13	2.14	0.47
25:DA:389:G:N1	36:DP:70:GLN:HG3	2.30	0.47
28:DE:101:ARG:NH2	28:DE:171:GLU:HB2	2.27	0.47
8:AE:90:VAL:O	8:AE:120:THR:HA	2.14	0.47
46:DZ:144:LEU:HD21	46:DZ:150:LEU:HD11	1.95	0.47
4:CY:364:TRP:O	4:CY:368:ARG:HB2	2.15	0.47
12:CI:118:LYS:O	12:CI:119:ALA:HB3	2.15	0.47
31:DH:30:LYS:HB3	31:DH:136:ILE:HG21	1.96	0.47
43:BW:29:LEU:HD22	43:BW:69:LEU:HD11	1.95	0.47

*Continued on next page...*



*Continued from previous page...*

Atom-1	Atom-2	Distance(Å)	Clash(Å)
25:DA:525:U:H5'	25:DA:556:G:OP1	2.15	0.47
19:CP:49:LEU:HD12	19:CP:50:LYS:H	1.80	0.47
38:DR:99:LYS:CD	38:DR:99:LYS:H	2.26	0.47
38:BR:21:TYR:OH	38:BR:43:GLU:HG2	2.14	0.47
1:AA:600:C:H2'	1:AA:601:C:C6	2.49	0.47
26:BB:13:A:H2'	26:BB:14:U:H5''	1.96	0.47
25:BA:2693:A:H2'	25:BA:2694:G:C8	2.49	0.47
25:BA:2050:C:H1'	28:BE:156:MET:HE1	1.96	0.47
25:BA:2563:U:H4'	35:BO:28:SER:HA	1.96	0.47
25:DA:1154:G:H8	25:DA:1154:G:O5'	1.98	0.47
25:DA:1952:A:C5	35:DO:22:ILE:HD12	2.50	0.47
25:DA:2027:G:H2'	25:DA:2028:U:O4'	2.15	0.47
9:AF:76:ALA:O	9:AF:80:ARG:HG3	2.14	0.47
36:BP:6:LEU:HG	36:BP:8:PRO:HD2	1.96	0.47
37:BQ:110:THR:OG1	37:BQ:113:GLN:HB2	2.15	0.47
6:CC:29:TYR:CD2	17:CN:36:PHE:HE1	2.32	0.47
26:BB:108:C:H5'	26:BB:109:G:OP1	2.14	0.47
25:DA:2853:C:H2'	25:DA:2854:G:H8	1.79	0.47
25:BA:1983:C:H4'	25:BA:2606:C:H4'	1.97	0.47
29:DF:129:PHE:O	29:DF:132:VAL:HG13	2.14	0.47
25:BA:1218:C:O2'	25:BA:1219:G:H5'	2.13	0.47
25:DA:2774:C:H2'	25:DA:2775:A:O4'	2.14	0.47
25:DA:2037:G:C6	25:DA:2038:G:C6	3.02	0.47
1:CA:532:A:O4'	1:CA:532:A:OP2	2.33	0.47
36:DP:135:LEU:CD1	36:DP:139:LYS:HD2	2.45	0.47
25:DA:1002:G:H2'	25:DA:1003:G:O4'	2.15	0.47
41:DU:92:ARG:HE	41:DU:95:LEU:HG	1.80	0.47
15:AL:85:ARG:HB2	15:AL:100:VAL:CG2	2.45	0.47
15:CL:65:VAL:HG12	15:CL:66:THR:O	2.15	0.47
25:BA:2393:A:C5'	36:BP:62:LEU:HB3	2.43	0.47
4:CY:92:LEU:CD2	4:CY:95:GLU:HB3	2.44	0.47
9:CF:63:TYR:N	9:CF:63:TYR:CD2	2.81	0.47
1:CA:1125:U:H5''	1:CA:1126:U:H5	1.80	0.47
1:AA:1128:C:O2'	1:AA:1130:A:C8	2.57	0.47
40:DT:24:PRO:HB2	40:DT:99:LEU:HD11	1.97	0.47
25:BA:330:A:H2	25:BA:1210:A:HO2'	0.73	0.47
1:AA:1329:A:P	16:AM:28:ALA:HB3	2.54	0.47
1:CA:201(B):U:H4'	1:CA:216:G:C2	2.49	0.47
1:CA:1396:A:H4'	1:CA:1397:C:H5''	1.97	0.47
31:DH:54:ARG:HB3	31:DH:65:HIS:HD2	1.78	0.47
40:BT:13:ARG:C	40:BT:15:VAL:H	2.16	0.47
34:DN:116:THR:HG23	34:DN:117:HIS:H	1.79	0.47

*Continued on next page...*



*Continued from previous page...*

Atom-1	Atom-2	Distance(Å)	Clash(Å)
25:DA:784:A:H5'	25:DA:785:G:OP1	2.14	0.47
5:CB:17:PHE:N	5:CB:17:PHE:CD2	2.82	0.47
40:DT:13:ARG:C	40:DT:15:VAL:H	2.18	0.47
25:BA:2285:C:OP2	53:B6:27:LYS:HD2	2.15	0.47
25:DA:2285:C:OP1	53:D6:30:THR:HG21	2.13	0.47
26:BB:11:C:H2'	26:BB:12:C:C6	2.48	0.47
39:BS:25:ARG:HD2	39:BS:27:SER:OG	2.15	0.47
1:AA:68(P):C:H2'	1:AA:68(Q):U:C6	2.49	0.47
19:CP:28:ARG:HG2	19:CP:29:ASP:OD1	2.15	0.47
40:DT:111:ARG:HD3	40:DT:111:ARG:N	2.28	0.47
22:CS:51:VAL:O	22:CS:57:HIS:HA	2.15	0.47
49:B2:38:GLN:O	49:B2:41:ILE:HG13	2.14	0.47
25:BA:534:U:O2'	41:BU:49:HIS:CD2	2.68	0.47
22:AS:50:ALA:CB	22:AS:57:HIS:HB3	2.43	0.47
25:DA:1864(B):C:C2'	25:DA:1864(B):C:O2	2.61	0.47
45:BY:49:VAL:HB	45:BY:50:ARG:H	1.50	0.47
1:CA:523:A:N1	15:CL:91:ASP:HB2	2.29	0.47
44:DX:43:VAL:HG11	44:DX:81:VAL:HG11	1.95	0.47
25:DA:543(C):A:C8	25:DA:543(D):A:N7	2.82	0.47
25:DA:527:C:H4'	25:DA:528:A:O5'	2.15	0.47
23:CT:80:ARG:O	23:CT:84:LEU:HB2	2.15	0.47
25:BA:270(N):G:C2	25:BA:270(P):C:C2	3.03	0.47
1:AA:1152:A:OP1	13:AJ:68:HIS:CD2	2.68	0.47
30:DG:91:ARG:HB3	30:DG:91:ARG:NH1	2.29	0.47
17:CN:45:ARG:O	17:CN:49:HIS:HD2	1.98	0.47
28:DE:195:LEU:HD23	28:DE:196:VAL:N	2.29	0.47
4:AY:364:TRP:O	4:AY:368:ARG:HB2	2.14	0.47
31:DH:30:LYS:HB3	31:DH:136:ILE:CG2	2.45	0.47
43:BW:82:LEU:HB3	43:BW:84:ARG:NH1	2.30	0.47
28:DE:117:MET:HE3	28:DE:136:ARG:HA	1.96	0.47
1:CA:1157:A:C6	1:CA:1180:A:C6	3.03	0.47
4:CY:47:GLU:O	33:DK:29:GLN:HB3	2.14	0.47
30:BG:86:MET:CG	30:BG:87:PRO:HD3	2.45	0.47
25:BA:2389:G:H5''	25:BA:2390:U:O4'	2.15	0.47
21:AR:66:LEU:HD11	21:AR:70:ILE:HD11	1.95	0.47
1:AA:1004:A:C8	1:AA:1026:G:C5	3.02	0.47
38:DR:10:LEU:HB2	38:DR:17:ARG:NE	2.30	0.47
29:DF:45:ARG:HH11	29:DF:45:ARG:CG	2.28	0.47
25:DA:952:G:P	37:DQ:16:ARG:HH22	2.37	0.47
46:DZ:31:ARG:NH1	46:DZ:94:GLU:HG3	2.30	0.47
1:AA:517:G:N1	1:AA:533:A:OP2	2.48	0.47
36:DP:105:LEU:O	36:DP:106:LEU:HB2	2.13	0.47

*Continued on next page...*



*Continued from previous page...*

Atom-1	Atom-2	Distance(Å)	Clash(Å)
25:BA:530:G:C5	25:BA:2022:U:H5''	2.50	0.47
4:CY:94:ALA:HA	4:CY:98:GLU:HB3	1.96	0.47
25:DA:554:U:O2'	25:DA:555:U:H5'	2.15	0.47
25:DA:553:G:C5	25:DA:554:U:C5	3.03	0.47
25:DA:1083:U:H2'	25:DA:1085:A:OP2	2.14	0.47
43:BW:51:LEU:HD23	43:BW:105:VAL:HG11	1.95	0.47
30:DG:130:ASN:OD1	30:DG:160:VAL:HG13	2.15	0.47
44:DX:12:VAL:HG12	44:DX:27:THR:O	2.14	0.47
29:DF:148:LEU:HD23	29:DF:191:ARG:HH11	1.78	0.47
25:BA:1083:U:H2'	25:BA:1085:A:OP2	2.14	0.47
1:AA:68(E):G:C2	1:AA:68(V):G:C2	3.03	0.47
25:BA:242:G:N7	55:B8:5:LYS:HG2	2.29	0.47
1:CA:339:C:OP2	35:DO:97:ARG:NH1	2.47	0.47
25:BA:276:C:H2'	25:BA:277:A:C8	2.49	0.47
52:B5:42:PRO:HB2	52:B5:43:HIS:CD2	2.49	0.47
25:DA:409:C:O2'	25:DA:410:G:H5'	2.14	0.47
25:BA:154:G:C2	25:BA:173:G:C2	3.03	0.47
25:DA:1101:U:H2'	25:DA:1102:C:C6	2.49	0.47
5:AB:36:ARG:HB2	5:AB:41:ILE:HD11	1.96	0.47
14:AK:34:ASP:HB2	14:AK:35:PRO:HD2	1.96	0.47
25:DA:1842:G:H2'	25:DA:1843:C:C6	2.50	0.47
46:BZ:51:ALA:HB1	46:BZ:57:ILE:HD11	1.95	0.47
1:CA:1262:C:H2'	1:CA:1263:C:C6	2.50	0.47
22:CS:20:LEU:HD23	22:CS:23:ASN:ND2	2.30	0.47
25:BA:469:G:O6	54:B7:37:LYS:HE2	2.14	0.47
25:BA:674:G:H1'	29:BF:74:ARG:HD3	1.97	0.47
6:AC:113:ALA:HB3	6:AC:114:PRO:HD3	1.95	0.47
48:B1:57:GLU:HG2	48:B1:58:ILE:N	2.30	0.47
25:DA:2593:U:H2'	25:DA:2594:C:C6	2.49	0.47
29:BF:46:ARG:HH11	29:BF:46:ARG:HG2	1.78	0.47
34:BN:31:GLN:HA	34:BN:31:GLN:OE1	2.14	0.47
6:AC:127:ARG:HE	6:AC:127:ARG:HB2	1.52	0.47
25:BA:889:C:O2'	25:BA:890:A:P	2.72	0.47
25:BA:797:C:H2'	25:BA:798:G:O4'	2.15	0.47
25:DA:57:C:H2'	25:DA:58:G:O4'	2.14	0.47
50:D3:12:PRO:HB2	50:D3:20:LYS:HD3	1.97	0.47
1:CA:551:U:H5'	15:CL:118:LYS:HE2	1.96	0.47
25:BA:265:A:H1'	25:BA:266:G:O4'	2.15	0.47
9:CF:8:ILE:HG22	9:CF:10:LEU:HD12	1.97	0.47
25:DA:442:G:H1'	29:DF:48:THR:HG21	1.97	0.47
7:CD:158:ILE:O	7:CD:162:LEU:HG	2.14	0.47
14:CK:34:ASP:HB2	14:CK:35:PRO:HD2	1.97	0.47

*Continued on next page...*



*Continued from previous page...*

Atom-1	Atom-2	Distance(Å)	Clash(Å)
25:BA:1506(I):U:H2'	25:BA:1506(J):G:C8	2.50	0.47
25:BA:75:G:H4'	49:B2:55:ARG:NH2	2.29	0.47
28:BE:5:LEU:HD23	28:BE:5:LEU:N	2.30	0.47
1:AA:532:A:OP2	1:AA:532:A:O4'	2.32	0.47
4:AY:60:LYS:HD3	4:AY:60:LYS:O	2.14	0.47
20:AQ:12:SER:HB3	20:AQ:20:THR:HB	1.97	0.47
25:BA:705:A:C2	25:BA:727:A:H1'	2.49	0.47
25:BA:1252:G:C2	25:BA:1253:A:C2	3.02	0.47
29:BF:104:LYS:O	29:BF:108:LYS:HG3	2.15	0.47
32:BI:29:TYR:O	32:BI:32:PRO:HD2	2.14	0.47
1:CA:559:A:H5''	1:CA:560:U:C3'	2.42	0.47
41:DU:90:VAL:HG13	41:DU:91:ASP:N	2.29	0.47
25:BA:1530:G:N1	25:BA:1542:G:N2	2.63	0.47
25:DA:973:A:O4'	25:DA:1188:U:C6	2.68	0.47
4:AY:89:MET:CA	4:AY:97:ARG:HG3	2.39	0.47
1:AA:1125:U:HO2'	1:AA:1126:U:P	2.37	0.47
1:AA:1367:C:O2'	13:AJ:48:THR:HG21	2.14	0.47
32:DI:120:ILE:N	32:DI:120:ILE:HD12	2.30	0.47
4:CY:317:PRO:C	4:CY:319:GLU:H	2.18	0.47
43:DW:4:LYS:HE2	43:DW:6:ILE:HD11	1.97	0.47
25:DA:2287:A:C4	25:DA:2289:G:C8	3.03	0.47
18:CO:44:LYS:NZ	25:DA:715:G:H22	2.13	0.47
15:AL:5:THR:HG23	15:AL:8:GLN:HG3	1.96	0.47
44:DX:63:LYS:HD2	44:DX:72:LYS:HG3	1.96	0.47
9:AF:14:LEU:HG	9:AF:15:ASP:O	2.15	0.47
1:CA:819:A:H4'	1:CA:820:U:OP2	2.15	0.47
25:BA:1188:U:H4'	42:BV:79:VAL:HG13	1.97	0.47
4:AY:110:LYS:NZ	4:AY:110:LYS:HB3	2.29	0.47
1:CA:1314:C:N4	22:CS:4:SER:N	2.62	0.47
1:AA:1227:A:C2	1:AA:1228:C:C2	3.02	0.47
55:D8:32:LEU:HG	55:D8:36:LYS:HD2	1.97	0.47
4:AY:59:ARG:O	4:AY:59:ARG:HD3	2.15	0.47
4:CY:59:ARG:HD3	4:CY:59:ARG:O	2.15	0.47
30:DG:113:ARG:HD2	30:DG:140:ILE:O	2.15	0.47
25:BA:1070:A:H2'	25:BA:1097:U:H5'	1.96	0.47
3:AW:40:C:C4	3:AW:41:C:H5	2.33	0.47
11:AH:42:GLU:HG3	11:AH:109:ILE:HD12	1.97	0.47
1:AA:919:A:O2'	1:AA:920:U:H5'	2.15	0.47
1:CA:517:G:N1	1:CA:533:A:OP2	2.46	0.47
23:CT:61:SER:O	23:CT:65:LYS:HG3	2.14	0.47
23:AT:61:SER:O	23:AT:65:LYS:HG3	2.15	0.47
13:AJ:49:VAL:CG1	17:AN:41:ARG:HB2	2.45	0.47

*Continued on next page...*



*Continued from previous page...*

Atom-1	Atom-2	Distance(Å)	Clash(Å)
1:CA:1084:G:C5	1:CA:1085:U:C4	3.02	0.47
25:BA:1327:C:N4	25:BA:1328:G:N1	2.63	0.47
25:DA:1963:U:C2'	25:DA:1963:U:O2	2.62	0.47
25:BA:142:G:H1'	44:BX:37:THR:CG2	2.45	0.47
26:DB:50:G:OP2	39:DS:62:LYS:HE3	2.14	0.47
1:CA:1490:C:H2'	1:CA:1491:G:H5'	1.97	0.47
1:CA:831:U:H2'	1:CA:832:C:H6	1.79	0.47
36:BP:6:LEU:N	36:BP:6:LEU:HD23	2.29	0.47
25:DA:2852:G:C6	25:DA:2853:C:C4	3.03	0.47
1:AA:1463:C:H2'	1:AA:1464:G:H8	1.80	0.47
25:DA:797:C:H2'	25:DA:798:G:O4'	2.15	0.47
33:DK:145:LYS:HG2	33:DK:146:ASP:N	2.30	0.47
10:CG:105:VAL:O	10:CG:108:ALA:HB3	2.15	0.47
25:BA:2593:U:H2'	25:BA:2594:C:C6	2.49	0.47
25:BA:500:G:N2	25:BA:502:A:H3'	2.29	0.47
14:AK:69:ALA:HB1	14:AK:103:LEU:HD23	1.97	0.47
36:DP:55:ARG:HG3	36:DP:56:SER:N	2.30	0.47
18:AO:8:LYS:O	18:AO:12:ILE:HG13	2.14	0.47
48:B1:35:THR:HB	48:B1:36:GLY:H	1.34	0.47
46:BZ:72:ARG:HG2	46:BZ:89:PHE:HB2	1.95	0.47
11:CH:20:TYR:HE2	11:CH:75:ARG:HH12	1.63	0.47
25:BA:583:G:OP2	41:BU:10:ARG:HD2	2.14	0.47
5:CB:36:ARG:HB2	5:CB:41:ILE:HD11	1.97	0.47
27:DD:11:PRO:C	27:DD:13:ARG:H	2.18	0.47
1:CA:779:C:H2'	1:CA:780:A:O4'	2.14	0.47
19:AP:6:LEU:HD12	19:AP:6:LEU:N	2.30	0.47
20:AQ:13:ASP:N	20:AQ:13:ASP:OD1	2.48	0.47
1:AA:256:U:C2	1:AA:257:G:C8	3.02	0.47
25:DA:2836:U:C4	25:DA:2883:A:N6	2.82	0.47
1:AA:779:C:H2'	1:AA:780:A:O4'	2.15	0.47
49:D2:46:GLN:HB2	49:D2:49:LYS:HZ2	1.80	0.47
36:BP:41:ARG:CA	36:BP:41:ARG:HE	2.18	0.47
15:CL:86:GLY:HA2	15:CL:97:TYR:HD2	1.79	0.47
50:D3:19:GLN:NE2	50:D3:52:HIS:HE1	2.12	0.47
1:AA:1215:G:C2	1:AA:1216:G:C8	3.03	0.47
27:BD:31:LYS:O	27:BD:36:PRO:HD3	2.15	0.47
8:AE:142:LEU:O	8:AE:143:ARG:HD3	2.14	0.47
6:CC:154:SER:O	6:CC:196:LEU:HD12	2.14	0.47
26:DB:11:C:H2'	26:DB:12:C:C6	2.50	0.47
25:BA:1657:C:H2'	25:BA:1658:C:C6	2.50	0.47
40:BT:111:ARG:HD3	40:BT:111:ARG:N	2.29	0.47
25:BA:389:G:N1	36:BP:70:GLN:HG3	2.30	0.47

*Continued on next page...*



*Continued from previous page...*

Atom-1	Atom-2	Distance(Å)	Clash(Å)
25:DA:1913:A:C2'	25:DA:1914:C:OP2	2.62	0.47
4:CY:125:ALA:O	4:CY:188:ASN:HA	2.14	0.47
42:BV:14:VAL:CG1	42:BV:96:ILE:HG13	2.44	0.47
8:AE:80:ILE:HD11	8:AE:91:LEU:HD12	1.97	0.47
37:BQ:20:ALA:HA	37:BQ:98:LYS:HB3	1.96	0.47
1:AA:974:A:C8	17:AN:31:ARG:NE	2.83	0.47
52:D5:36:CYS:HB2	52:D5:49:CYS:SG	2.55	0.47
29:DF:123:LEU:HD12	29:DF:124:LEU:N	2.29	0.47
29:BF:65:TRP:CH2	29:BF:75:HIS:CD2	3.03	0.47
25:DA:2447:G:H4'	25:DA:2448:A:O5'	2.13	0.47
45:BY:29:GLU:HB3	45:BY:38:ILE:CD1	2.45	0.47
30:BG:113:ARG:HD2	30:BG:140:ILE:O	2.15	0.47
43:DW:29:LEU:HD22	43:DW:69:LEU:HD11	1.96	0.47
1:AA:1004:A:N3	1:AA:1004:A:H5''	2.30	0.47
25:DA:1288:U:C2	25:DA:1327:C:O2	2.68	0.47
29:DF:148:LEU:HD23	29:DF:191:ARG:NH1	2.30	0.47
23:AT:50:GLU:HA	23:AT:100:ILE:CG1	2.45	0.47
6:CC:113:ALA:HB3	6:CC:114:PRO:HD3	1.97	0.47
1:AA:730:G:C5	1:AA:731:G:H1'	2.50	0.47
7:AD:155:LEU:HD22	7:AD:156:GLU:OE2	2.15	0.47
25:BA:630:G:N2	25:BA:632:A:H3'	2.30	0.47
44:BX:24:GLY:HA3	44:BX:82:GLN:HE22	1.80	0.47
34:BN:49:LEU:O	34:BN:53:ILE:HG13	2.15	0.47
7:AD:170:VAL:HG22	7:AD:171:GLY:H	1.80	0.47
7:CD:140:VAL:HG12	7:CD:141:ARG:N	2.30	0.47
25:BA:960:A:H5''	25:BA:961:C:OP2	2.15	0.47
25:DA:2742:C:O2'	25:DA:2743:C:H5'	2.14	0.47
1:CA:730:G:C5	1:CA:731:G:H1'	2.50	0.47
9:AF:55:ASP:HA	9:AF:56:PRO:HD3	1.79	0.47
14:AK:120:ARG:HA	14:AK:121:PRO:HD3	1.78	0.47
12:CI:117:HIS:HB2	12:CI:121:ARG:HD2	1.97	0.47
35:BO:39:ILE:HG13	35:BO:39:ILE:O	2.14	0.47
19:CP:6:LEU:N	19:CP:6:LEU:HD12	2.30	0.47
27:DD:71:ASP:N	27:DD:71:ASP:OD2	2.47	0.47
25:BA:1920:C:O2	25:BA:1920:C:H2'	2.14	0.47
14:CK:120:ARG:HA	14:CK:121:PRO:HD3	1.77	0.47
48:D1:44:PRO:O	48:D1:46:LEU:N	2.47	0.47
41:BU:90:VAL:HG13	41:BU:91:ASP:N	2.30	0.47
36:DP:32:THR:O	36:DP:33:ARG:O	2.32	0.47
36:DP:14:LYS:O	36:DP:15:ARG:HB2	2.15	0.47
25:BA:833:U:H5''	36:BP:48:PRO:HB3	1.97	0.47
26:DB:82:G:C4	26:DB:83:G:C8	3.03	0.47

*Continued on next page...*



*Continued from previous page...*

Atom-1	Atom-2	Distance(Å)	Clash(Å)
30:BG:32:PRO:HB2	30:BG:172:LEU:CD1	2.38	0.47
1:AA:1329:A:O2'	1:AA:1330:U:H5'	2.14	0.47
49:B2:7:ARG:HA	49:B2:10:LEU:HD12	1.97	0.47
53:B6:30:THR:O	53:B6:32:ASN:N	2.48	0.47
45:BY:71:LYS:HZ3	45:BY:71:LYS:HB2	1.80	0.47
28:BE:131:ALA:HB1	28:BE:134:ILE:HD11	1.96	0.47
22:AS:51:VAL:O	22:AS:57:HIS:HA	2.15	0.47
25:DA:850:C:O2'	50:D3:46:ASN:ND2	2.48	0.47
8:CE:102:ALA:HA	8:CE:120:THR:OG1	2.15	0.47
25:DA:1495:A:OP1	25:DA:1495:A:H8	1.97	0.47
1:AA:819:A:H4'	1:AA:820:U:OP2	2.15	0.47
23:AT:73:HIS:O	23:AT:76:ALA:HB3	2.15	0.47
25:DA:2579:C:O2'	28:DE:131:ALA:CB	2.63	0.47
28:BE:117:MET:HE3	28:BE:136:ARG:HA	1.97	0.47
1:AA:1157:A:C6	1:AA:1180:A:C6	3.03	0.47
25:BA:2572:A:C8	28:BE:144:ARG:HB3	2.49	0.47
1:AA:1051:C:C4	1:AA:1052:U:C4	3.03	0.47
1:CA:1053:G:H4'	1:CA:1055:A:OP1	2.15	0.47
25:BA:102:G:OP1	25:BA:102:G:H4'	2.15	0.47
10:AG:69:VAL:HG21	10:AG:104:LEU:HD21	1.97	0.47
8:CE:13:ILE:HD12	8:CE:13:ILE:N	2.30	0.47
25:BA:1356:G:H2'	25:BA:1357:U:C6	2.50	0.47
1:AA:692:U:O2	1:AA:694:A:C8	2.68	0.47
27:BD:77:ALA:HB2	27:BD:97:TYR:HA	1.97	0.47
25:DA:142:G:H1'	44:DX:37:THR:HG21	1.96	0.47
25:BA:658:C:H2'	25:BA:659:C:C6	2.50	0.47
1:CA:646:U:C4	1:CA:647:C:N4	2.83	0.47
12:CI:7:THR:O	12:CI:83:ARG:HD2	2.14	0.47
1:AA:862:C:O2'	1:AA:863:U:H5'	2.15	0.47
16:AM:40:ASN:ND2	16:AM:43:THR:HG23	2.30	0.47
39:BS:66:ALA:HA	39:BS:69:VAL:CG1	2.44	0.47
1:CA:474:G:H5'	19:CP:81:ARG:HG3	1.95	0.47
38:BR:78:LYS:O	38:BR:83:ILE:HG12	2.15	0.47
4:CY:60:LYS:O	4:CY:60:LYS:HD3	2.15	0.47
1:AA:511:C:O3'	7:AD:43:HIS:CE1	2.68	0.47
25:DA:2889:C:H2'	25:DA:2890:G:O4'	2.14	0.47
25:BA:1692:U:H2'	25:BA:1694:C:C5	2.50	0.47
25:DA:1218:C:O2'	25:DA:1219:G:H5'	2.14	0.47
4:AY:357:LEU:HG	4:AY:362:LEU:CD2	2.44	0.46
25:BA:833:U:H2'	25:BA:834:C:C6	2.50	0.46
26:DB:79:C:H2'	26:DB:80:U:O4'	2.15	0.46
38:BR:2:ARG:HD3	38:BR:5:LYS:CE	2.46	0.46

*Continued on next page...*



*Continued from previous page...*

Atom-1	Atom-2	Distance(Å)	Clash(Å)
1:CA:1127:G:H1	1:CA:1145:C:N4	2.13	0.46
24:CU:2:GLY:C	24:CU:4:GLY:N	2.69	0.46
27:BD:34:VAL:C	27:BD:35:LYS:HD2	2.35	0.46
8:AE:101:ILE:HG12	8:AE:101:ILE:O	2.13	0.46
48:D1:40:ARG:HD3	48:D1:40:ARG:C	2.34	0.46
5:CB:17:PHE:HD2	5:CB:17:PHE:N	2.13	0.46
43:BW:88:ARG:HD3	43:BW:94:ASP:OD1	2.15	0.46
33:DK:109:LYS:HG2	33:DK:120:LEU:HD11	1.97	0.46
53:D6:30:THR:O	53:D6:32:ASN:N	2.48	0.46
4:AY:345:ASP:O	4:AY:349:VAL:HG23	2.15	0.46
55:B8:61:LEU:O	55:B8:63:PRO:CD	2.57	0.46
28:BE:57:LYS:HG3	28:BE:58:ARG:N	2.25	0.46
31:DH:98:LEU:HB2	31:DH:125:VAL:HG23	1.97	0.46
25:DA:1175:G:N7	25:DA:1177:A:C4	2.84	0.46
25:DA:379:G:H22	48:D1:20:ARG:NH1	2.11	0.46
1:CA:523:A:H61	15:CL:91:ASP:HB2	1.79	0.46
1:AA:1152:A:H5'	13:AJ:13:HIS:CD2	2.49	0.46
31:BH:30:LYS:HB3	31:BH:136:ILE:CG2	2.45	0.46
55:B8:14:VAL:HG13	55:B8:22:VAL:HG13	1.96	0.46
24:AU:2:GLY:C	24:AU:4:GLY:N	2.69	0.46
1:AA:939:G:H2'	1:AA:940:C:H6	1.80	0.46
48:B1:62:VAL:HG22	48:B1:63:ALA:N	2.30	0.46
32:BI:31:LEU:HD13	32:BI:31:LEU:HA	1.80	0.46
1:AA:116:A:C8	1:AA:116:A:OP2	2.68	0.46
1:AA:1106:G:H2'	1:AA:1107:C:H6	1.79	0.46
30:BG:141:PHE:HB3	30:BG:142:PRO:HD2	1.98	0.46
47:B0:53:MET:HA	47:B0:58:THR:O	2.15	0.46
35:DO:31:LYS:HB3	35:DO:32:TYR:CD1	2.51	0.46
4:AY:193:LEU:O	4:AY:223:VAL:HG21	2.16	0.46
25:BA:775:G:C5	25:BA:794:G:C8	3.03	0.46
6:AC:114:PRO:HA	6:AC:185:GLY:HA3	1.96	0.46
25:BA:476:G:H4'	25:BA:502:A:N1	2.31	0.46
5:AB:181:PHE:O	5:AB:183:PRO:HD3	2.16	0.46
6:CC:110:ASN:O	6:CC:141:VAL:HG22	2.15	0.46
1:AA:1294:G:H2'	1:AA:1295:G:C8	2.50	0.46
1:CA:666:G:H5'	1:CA:726:C:H1'	1.96	0.46
25:DA:2649:U:H2'	25:DA:2650:U:C6	2.50	0.46
14:CK:69:ALA:HB1	14:CK:103:LEU:HD23	1.96	0.46
11:CH:113:SER:H	11:CH:134:ILE:HG12	1.80	0.46
1:CA:1194:U:H4'	8:CE:22:GLY:CA	2.45	0.46
1:CA:932:C:H2'	1:CA:933:G:C8	2.50	0.46
25:DA:606:U:H4'	25:DA:658:C:H4'	1.97	0.46

*Continued on next page...*



*Continued from previous page...*

Atom-1	Atom-2	Distance(Å)	Clash(Å)
19:AP:45:THR:HB	19:AP:46:PRO:HD2	1.97	0.46
29:BF:153:SER:OG	29:BF:190:GLU:HG3	2.16	0.46
1:CA:892:A:O2'	1:CA:1415:G:H4'	2.15	0.46
25:BA:1162:G:O2'	42:BV:90:PRO:HG2	2.15	0.46
48:B1:13:ILE:O	48:B1:14:VAL:CB	2.62	0.46
41:BU:54:LYS:O	41:BU:58:ARG:HG3	2.15	0.46
41:BU:62:ILE:HD11	41:BU:93:LYS:HG2	1.98	0.46
44:DX:50:LYS:HB3	44:DX:84:ALA:HB2	1.96	0.46
4:AY:358:ILE:HA	4:AY:362:LEU:CB	2.32	0.46
25:BA:806:C:P	36:BP:39:LYS:HD3	2.55	0.46
25:BA:1506(C):A:H2'	25:BA:1506(D):A:C8	2.51	0.46
50:D3:52:HIS:H	50:D3:52:HIS:CD2	2.33	0.46
30:BG:16:ARG:N	30:BG:17:PRO:HD2	2.29	0.46
27:DD:142:VAL:HG23	27:DD:193:VAL:HA	1.98	0.46
25:BA:783:A:H2'	25:BA:785:G:OP1	2.15	0.46
5:AB:211:ILE:O	5:AB:215:LEU:HB2	2.16	0.46
8:CE:20:GLN:O	8:CE:23:GLY:O	2.32	0.46
38:BR:11:ASN:O	38:BR:12:ARG:CB	2.63	0.46
36:DP:112:LEU:H	36:DP:128:HIS:HD2	1.62	0.46
25:BA:1819:A:H5''	27:BD:161:THR:HG21	1.96	0.46
16:AM:54:VAL:HG22	16:AM:57:ARG:HH21	1.79	0.46
25:DA:1496:A:C8	25:DA:1577:C:O2'	2.67	0.46
1:CA:1189:C:H5''	6:CC:5:ILE:HG21	1.98	0.46
37:DQ:20:ALA:HA	37:DQ:98:LYS:HB3	1.96	0.46
1:CA:913:A:H4'	1:CA:914:A:O5'	2.16	0.46
23:CT:69:GLY:O	23:CT:73:HIS:CD2	2.68	0.46
25:BA:846:C:H4'	25:BA:847:U:O5'	2.15	0.46
25:DA:1161:C:O2'	42:DV:23:GLU:HG2	2.15	0.46
38:BR:10:LEU:HB2	38:BR:17:ARG:HE	1.79	0.46
46:BZ:128:VAL:CG2	46:BZ:132:ASN:HB2	2.46	0.46
1:CA:1004:A:H5''	1:CA:1004:A:N3	2.31	0.46
46:DZ:94:GLU:H	46:DZ:94:GLU:CD	2.18	0.46
25:BA:1971:A:N3	27:BD:241:PRO:HD3	2.30	0.46
25:BA:952:G:P	37:BQ:16:ARG:HH22	2.37	0.46
29:DF:36:VAL:HG11	29:DF:183:VAL:HG21	1.97	0.46
1:AA:939:G:H2'	1:AA:940:C:C6	2.50	0.46
30:BG:133:LEU:N	30:BG:133:LEU:HD23	2.31	0.46
3:CW:19:G:H3'	3:CW:20:U:C2	2.50	0.46
25:DA:2637:U:C4	25:DA:2638:G:C6	3.03	0.46
1:CA:393:A:C2	1:CA:394:G:C8	3.03	0.46
12:AI:8:GLY:O	12:AI:76:ALA:HB1	2.15	0.46
25:DA:2243:U:H2'	25:DA:2244:U:C6	2.49	0.46

*Continued on next page...*



*Continued from previous page...*

Atom-1	Atom-2	Distance(Å)	Clash(Å)
8:AE:11:ILE:HB	8:AE:31:LEU:HD22	1.97	0.46
1:AA:540:G:H2'	1:AA:541:G:O4'	2.15	0.46
25:DA:1754:C:H2'	25:DA:1755:A:O4'	2.14	0.46
1:CA:256:U:C2	1:CA:257:G:C8	3.04	0.46
7:CD:158:ILE:HG22	7:CD:159:ARG:N	2.30	0.46
32:BI:29:TYR:C	32:BI:32:PRO:HD2	2.35	0.46
1:CA:1071:C:H5''	8:CE:49:PRO:HG2	1.96	0.46
37:BQ:8:LYS:HE2	37:BQ:93:TYR:CE2	2.50	0.46
48:D1:82:LEU:O	48:D1:83:GLU:HB2	2.14	0.46
25:DA:1983:C:H4'	25:DA:2606:C:H4'	1.97	0.46
27:DD:155:LEU:HD23	27:DD:177:LEU:HD22	1.97	0.46
25:BA:1655:A:C8	25:BA:1656:C:C5	3.03	0.46
25:DA:531:C:H4'	25:DA:532:A:H5''	1.97	0.46
7:AD:3:ARG:HD3	7:AD:115:ARG:HD2	1.98	0.46
25:BA:2077:A:H1'	25:BA:2435:A:O4'	2.15	0.46
4:AY:23:TRP:NE1	4:AY:360:ALA:HB1	2.31	0.46
50:B3:4:LEU:HG	50:B3:39:ASP:HB2	1.97	0.46
4:CY:23:TRP:NE1	4:CY:360:ALA:HB1	2.30	0.46
25:BA:851:U:O2'	50:B3:45:GLY:HA3	2.14	0.46
25:BA:1167:U:C2	25:BA:1183:G:N2	2.83	0.46
25:DA:1543(A):C:H6	25:DA:1543(A):C:OP1	1.98	0.46
25:DA:1541:U:O3'	25:DA:1543:A:OP1	2.33	0.46
41:DU:92:ARG:O	41:DU:93:LYS:C	2.54	0.46
36:DP:51:PHE:O	36:DP:52:GLU:CB	2.62	0.46
25:DA:1144:G:H2'	25:DA:1145:C:C6	2.50	0.46
38:BR:2:ARG:CZ	38:BR:2:ARG:N	2.78	0.46
1:AA:430:A:OP1	7:AD:9:CYS:HB2	2.16	0.46
8:CE:78:HIS:CE1	8:CE:143:ARG:H	2.18	0.46
5:AB:17:PHE:N	5:AB:17:PHE:HD2	2.13	0.46
26:DB:11:C:O2'	26:DB:12:C:O4'	2.34	0.46
1:CA:992:U:C5'	1:CA:993:G:OP1	2.62	0.46
19:AP:28:ARG:HG2	19:AP:29:ASP:OD1	2.15	0.46
13:CJ:74:ILE:HG12	13:CJ:74:ILE:O	2.15	0.46
9:AF:11:ASN:HB2	9:AF:86:ARG:NH2	2.31	0.46
29:DF:181:LEU:CD2	29:DF:186:ILE:HD11	2.44	0.46
5:CB:233:SER:HB2	5:CB:234:PRO:HD2	1.96	0.46
25:DA:2041:U:H2'	25:DA:2042:A:C8	2.49	0.46
25:DA:1061:U:C4	33:DK:9:LYS:HB3	2.49	0.46
7:CD:111:ALA:HA	7:CD:161:ASN:HD22	1.80	0.46
27:DD:130:ALA:C	27:DD:131:LEU:HD23	2.35	0.46
1:CA:1117:G:H21	1:CA:1180:A:H1'	1.79	0.46
25:DA:1590:U:C2	25:DA:1591:G:C8	3.03	0.46

*Continued on next page...*



*Continued from previous page...*

Atom-1	Atom-2	Distance(Å)	Clash(Å)
25:BA:993:G:H1'	42:BV:89:GLN:OE1	2.15	0.46
20:AQ:5:VAL:HG13	20:AQ:59:ILE:O	2.15	0.46
1:CA:115:G:H1'	1:CA:116:A:OP2	2.15	0.46
31:DH:83:TYR:CD1	31:DH:138:LYS:HB2	2.49	0.46
25:BA:1002:G:H2'	25:BA:1003:G:O4'	2.14	0.46
30:DG:141:PHE:HB3	30:DG:142:PRO:HD2	1.98	0.46
35:BO:31:LYS:HB3	35:BO:32:TYR:CD1	2.51	0.46
25:DA:276:C:H2'	25:DA:277:A:C8	2.50	0.46
25:BA:1754:C:OP1	40:BT:96:ARG:NH1	2.41	0.46
1:AA:255:G:H2'	1:AA:256:U:H6	1.81	0.46
7:CD:141:ARG:HB3	7:CD:142:PRO:HD2	1.98	0.46
20:AQ:60:ILE:HG23	20:AQ:62:SER:OG	2.15	0.46
25:DA:1506(I):U:H2'	25:DA:1506(J):G:C8	2.50	0.46
25:BA:1094:U:H2'	25:BA:1096:A:OP2	2.16	0.46
1:AA:1396:A:H4'	1:AA:1397:C:H5''	1.96	0.46
29:BF:50:SER:HA	29:BF:92:PRO:O	2.14	0.46
4:CY:205:PRO:HD3	4:CY:330:ASP:OD2	2.14	0.46
25:DA:1712(Q):G:C2	25:DA:1746:G:C8	3.04	0.46
29:DF:116:ASP:OD2	36:DP:5:ASP:HB3	2.15	0.46
25:BA:1101:U:H2'	25:BA:1102:C:C6	2.50	0.46
46:BZ:74:VAL:HG22	46:BZ:86:VAL:HG13	1.98	0.46
25:BA:1850:G:C6	25:BA:1851:U:C4	3.03	0.46
41:DU:54:LYS:O	41:DU:58:ARG:HG3	2.16	0.46
15:AL:69:ILE:HD13	15:AL:76:LEU:HD23	1.96	0.46
13:CJ:5:ARG:HG3	13:CJ:73:ASP:OD1	2.16	0.46
26:DB:116:G:H4'	39:DS:55:ALA:HA	1.98	0.46
50:B3:19:GLN:NE2	50:B3:52:HIS:HE1	2.13	0.46
26:BB:82:G:C4	26:BB:83:G:C8	3.04	0.46
30:DG:11:TYR:OH	30:DG:33:ARG:HG3	2.16	0.46
34:BN:119:GLU:O	34:BN:123:GLU:HG3	2.16	0.46
1:CA:973:G:OP1	13:CJ:57:LYS:HE2	2.14	0.46
1:AA:1362(A):C:H4'	1:AA:1363:A:OP2	2.15	0.46
25:DA:1993:U:H5''	28:DE:128:SER:HB2	1.97	0.46
1:CA:375:U:C4	1:CA:376:G:N7	2.83	0.46
10:CG:115:ARG:O	10:CG:119:ARG:HG3	2.15	0.46
7:CD:60:GLU:CD	7:CD:199:ASN:H	2.18	0.46
5:CB:218:ALA:O	5:CB:222:ILE:HG12	2.16	0.46
5:CB:51:LEU:O	5:CB:55:PHE:HD2	1.99	0.46
5:AB:218:ALA:O	5:AB:222:ILE:HG12	2.15	0.46
29:BF:124:LEU:HB3	29:BF:193:VAL:HG22	1.98	0.46
43:DW:57:ASN:O	43:DW:61:ASN:HB2	2.16	0.46
9:CF:14:LEU:HG	9:CF:15:ASP:O	2.15	0.46

*Continued on next page...*



*Continued from previous page...*

Atom-1	Atom-2	Distance(Å)	Clash(Å)
12:CI:70:LYS:NZ	12:CI:70:LYS:HB2	2.30	0.46
6:AC:40:ARG:O	6:AC:44:GLU:HG2	2.15	0.46
11:AH:86:ILE:CB	11:AH:133:LEU:HD22	2.43	0.46
1:CA:939:G:H2'	1:CA:940:C:H6	1.81	0.46
1:AA:1258:G:H2'	1:AA:1259:C:C6	2.51	0.46
3:AW:19:G:H3'	3:AW:20:U:C2	2.50	0.46
25:BA:1443:G:C2'	25:BA:1444:G:H5'	2.45	0.46
8:AE:11:ILE:CG1	8:AE:31:LEU:HD22	2.46	0.46
20:CQ:11:VAL:HG21	20:CQ:88:TYR:CD2	2.50	0.46
25:BA:2593:U:H2'	25:BA:2594:C:H6	1.81	0.46
25:BA:2836:U:C4	25:BA:2883:A:N6	2.84	0.46
25:DA:751:A:C6	25:DA:789:A:C5	3.04	0.46
7:AD:173:TRP:CD1	7:AD:174:LEU:HG	2.50	0.46
1:CA:836:G:H1	1:CA:850:U:H3	1.61	0.46
25:BA:205:G:O2'	25:BA:206:U:OP2	2.33	0.46
6:AC:110:ASN:O	6:AC:141:VAL:HG22	2.15	0.46
1:CA:68(K):U:O2	1:CA:68(N):U:H5	1.98	0.46
39:DS:101:LEU:HD13	39:DS:101:LEU:C	2.36	0.46
5:CB:73:THR:HA	5:CB:94:ASN:O	2.15	0.46
11:AH:20:TYR:HE2	11:AH:75:ARG:HH12	1.63	0.46
50:D3:4:LEU:HG	50:D3:39:ASP:HB2	1.96	0.46
1:AA:559:A:H5''	1:AA:560:U:C3'	2.43	0.46
42:BV:39:LEU:O	42:BV:40:LEU:HB2	2.15	0.46
45:BY:90:LEU:HD23	45:BY:90:LEU:N	2.29	0.46
29:DF:31:HIS:CG	36:DP:13:ASN:HD22	2.33	0.46
29:DF:34:TRP:HH2	36:DP:16:ARG:HD3	1.80	0.46
25:DA:833:U:H2'	25:DA:834:C:C6	2.50	0.46
25:DA:2681:C:H4'	25:DA:2682:U:H5'	1.97	0.46
28:BE:92:THR:O	28:BE:95:ILE:HG12	2.15	0.46
25:BA:784:A:H5'	25:BA:785:G:OP1	2.16	0.46
43:DW:75:TYR:CE2	43:DW:104:THR:HB	2.50	0.46
4:CY:345:ASP:O	4:CY:349:VAL:HG23	2.15	0.46
1:AA:978:A:H5''	1:AA:979:C:OP2	2.15	0.46
1:CA:355:C:H5'	1:CA:389:A:OP2	2.16	0.46
22:AS:63:THR:H	22:AS:66:MET:HG3	1.81	0.46
25:BA:1175:G:N7	25:BA:1177:A:C4	2.84	0.46
34:DN:59:GLY:C	34:DN:61:HIS:H	2.16	0.46
23:CT:50:GLU:HA	23:CT:100:ILE:CG1	2.45	0.46
1:CA:1152:A:H5'	13:CJ:13:HIS:CD2	2.50	0.46
40:DT:100:TYR:HD2	40:DT:103:ARG:HH12	1.62	0.46
12:AI:105:ASP:OD2	12:AI:107:ARG:HD3	2.15	0.46
25:DA:46:C:OP2	25:DA:215:G:H5''	2.15	0.46

*Continued on next page...*



*Continued from previous page...*

Atom-1	Atom-2	Distance(Å)	Clash(Å)
1:CA:1004:A:C8	1:CA:1026:G:C6	3.02	0.46
33:DK:101:TRP:C	33:DK:101:TRP:CD1	2.88	0.46
27:BD:30:GLU:CD	27:BD:63:ARG:HH21	2.19	0.46
1:AA:186:C:H2'	1:AA:186(A):C:C6	2.50	0.46
32:BI:37:VAL:CG1	32:BI:43:ASN:HD22	2.29	0.46
1:AA:1108:G:H5'	6:AC:176:HIS:CD2	2.50	0.46
28:BE:175:VAL:C	28:BE:176:ILE:HD12	2.36	0.46
1:CA:1057:G:C2	1:CA:1204:A:N3	2.84	0.46
8:CE:11:ILE:CG1	8:CE:31:LEU:HD22	2.45	0.46
4:CY:132:THR:HG22	4:CY:181:GLN:CG	2.46	0.46
1:AA:1490:C:H2'	1:AA:1491:G:H5'	1.96	0.46
1:CA:895:G:C6	1:CA:896:C:C4	3.03	0.46
5:CB:16:HIS:CD2	5:CB:209:ARG:HB3	2.51	0.46
9:CF:76:ALA:O	9:CF:80:ARG:HG3	2.15	0.46
1:AA:68(K):U:O2	1:AA:68(N):U:H5	1.97	0.46
25:DA:1927:A:C6	25:DA:1928:A:C6	3.03	0.46
5:AB:135:GLN:O	5:AB:139:LYS:HG2	2.15	0.46
1:CA:1115:C:C2'	1:CA:1116:C:H5'	2.45	0.46
48:B1:82:LEU:O	48:B1:83:GLU:HB2	2.15	0.46
33:BK:144:VAL:HG13	33:BK:145:LYS:H	1.79	0.46
1:CA:558:G:H2'	1:CA:559:A:H2	1.80	0.46
42:BV:39:LEU:HA	42:BV:47:VAL:HG13	1.98	0.46
42:BV:38:LEU:HD12	42:BV:57:VAL:HG12	1.96	0.46
15:CL:85:ARG:HB2	15:CL:100:VAL:CG2	2.45	0.46
30:BG:41:GLN:HB3	30:BG:43:LEU:CD2	2.45	0.46
30:BG:11:TYR:OH	30:BG:33:ARG:HG3	2.16	0.46
40:DT:50:ILE:O	40:DT:99:LEU:HD12	2.15	0.46
22:CS:41:VAL:HG12	22:CS:43:GLU:H	1.81	0.46
36:BP:94:GLU:HG2	36:BP:95:VAL:N	2.31	0.46
40:BT:16:ARG:NH2	40:BT:81:PRO:HA	2.22	0.46
40:BT:77:PRO:O	40:BT:83:ILE:HD11	2.16	0.46
32:DI:99:GLU:O	32:DI:103:ARG:HB2	2.16	0.46
42:DV:14:VAL:CG1	42:DV:96:ILE:HG13	2.45	0.46
28:BE:101:ARG:NH2	28:BE:171:GLU:HB2	2.27	0.46
1:AA:914:A:C2'	1:AA:915:A:H5'	2.45	0.46
51:B4:40:ILE:HA	51:B4:57:ILE:HB	1.98	0.46
23:AT:80:ARG:O	23:AT:84:LEU:HB2	2.16	0.46
27:BD:25:THR:HG22	27:BD:82:ILE:H	1.79	0.46
32:DI:109:ILE:H	32:DI:109:ILE:HD13	1.81	0.46
30:BG:91:ARG:HB3	30:BG:91:ARG:NH1	2.31	0.46
25:DA:846:C:H4'	25:DA:847:U:O5'	2.15	0.46
27:BD:204:ILE:O	27:BD:204:ILE:HD12	2.15	0.46

*Continued on next page...*



*Continued from previous page...*

Atom-1	Atom-2	Distance(Å)	Clash(Å)
7:CD:171:GLY:C	7:CD:173:TRP:H	2.19	0.46
29:DF:107:LYS:HB3	29:DF:206:ILE:HG21	1.97	0.46
25:BA:1937:A:C8	25:BA:1939:U:H2'	2.51	0.46
1:AA:828:A:H5''	1:AA:859:A:C2	2.51	0.46
26:BB:75:G:H22	46:BZ:73:GLN:NE2	2.14	0.46
30:BG:120:LEU:HB3	30:BG:131:TYR:OH	2.15	0.46
1:AA:600:C:H2'	1:AA:601:C:H6	1.80	0.46
16:CM:7:VAL:HG13	30:DG:115:ARG:HB3	1.98	0.46
20:AQ:23:VAL:HG21	20:AQ:42:TYR:HE1	1.81	0.46
4:AY:132:THR:HG22	4:AY:181:GLN:CG	2.46	0.46
1:CA:35:G:C5	1:CA:36:C:C4	3.03	0.46
52:D5:42:PRO:HB2	52:D5:43:HIS:CD2	2.50	0.46
1:CA:600:C:H2'	1:CA:601:C:C6	2.51	0.46
25:DA:2862:G:C5	25:DA:2863:C:C5	3.03	0.46
1:AA:1262:C:H2'	1:AA:1263:C:C6	2.50	0.46
4:CY:265:VAL:HA	4:CY:272:THR:HA	1.97	0.46
39:BS:16:ASN:O	39:BS:20:ARG:HG2	2.15	0.46
31:BH:12:PRO:HD2	31:BH:49:VAL:HG12	1.97	0.46
30:DG:177:GLY:O	30:DG:179:PRO:HD3	2.15	0.46
29:DF:153:SER:OG	29:DF:190:GLU:HG3	2.16	0.46
1:AA:68(F):C:N4	1:AA:68(T):G:H1	2.13	0.46
5:AB:149:LEU:O	5:AB:153:ARG:HG2	2.15	0.46
26:BB:43:C:H2'	26:BB:44:G:H5'	1.98	0.46
25:DA:357:A:H2'	25:DA:357(A):U:C6	2.51	0.46
10:AG:153:HIS:HD2	10:AG:154:TYR:CG	2.34	0.46
25:DA:271(R):C:H42	25:DA:357(D):G:H1	1.64	0.46
25:DA:1641:A:H2'	25:DA:1642:G:O4'	2.15	0.46
40:BT:115:ARG:HB2	40:BT:116:ALA:H	1.56	0.46
18:CO:47:LYS:H	18:CO:47:LYS:HD2	1.81	0.46
18:AO:47:LYS:HD2	18:AO:47:LYS:H	1.81	0.46
1:AA:251:G:N2	1:AA:253:U:C5	2.84	0.46
25:BA:608:A:C6	25:BA:609:A:C6	3.04	0.46
25:DA:2404:C:C2'	25:DA:2405:G:H5'	2.45	0.46
25:BA:2823:A:OP1	28:BE:113:PHE:HB2	2.16	0.46
25:DA:956:G:OP2	37:DQ:14:ARG:NH2	2.49	0.46
22:AS:20:LEU:HD23	22:AS:23:ASN:ND2	2.30	0.46
41:BU:91:ASP:OD2	41:BU:96:ALA:HB2	2.15	0.46
4:CY:357:LEU:HG	4:CY:362:LEU:CD2	2.45	0.46
30:DG:41:GLN:HB3	30:DG:43:LEU:CD2	2.46	0.46
25:BA:2712:U:H1'	25:BA:2712(A):A:H8	1.73	0.46
15:AL:65:VAL:HG11	15:AL:97:TYR:CD1	2.50	0.46
40:BT:50:ILE:CD1	40:BT:99:LEU:HB2	2.46	0.46

*Continued on next page...*



*Continued from previous page...*

Atom-1	Atom-2	Distance(Å)	Clash(Å)
35:DO:88:ASN:N	35:DO:92:GLU:O	2.42	0.46
30:DG:16:ARG:CD	30:DG:31:VAL:HG21	2.44	0.46
25:DA:2285:C:OP2	53:D6:27:LYS:HD2	2.16	0.46
1:CA:976:G:OP1	17:CN:31:ARG:HB2	2.16	0.46
13:CJ:74:ILE:N	13:CJ:74:ILE:HD13	2.26	0.46
25:DA:1494:A:O2'	25:DA:1495:A:P	2.74	0.46
12:AI:69:GLY:O	12:AI:73:GLN:HG3	2.15	0.46
25:BA:46:C:OP2	25:BA:215:G:H5''	2.15	0.46
25:DA:655:A:C2'	25:DA:656:G:H5'	2.46	0.46
27:BD:85:ASP:OD1	27:BD:88:ARG:NH1	2.43	0.46
32:DI:98:ALA:CB	32:DI:111:PRO:HB3	2.46	0.46
11:AH:12:ARG:NH2	11:AH:27:PRO:HD3	2.31	0.46
25:DA:2822:G:H8	25:DA:2822:G:O5'	1.99	0.46
7:CD:67:ILE:HG22	7:CD:114:ARG:HH12	1.80	0.46
25:BA:1405:U:H2'	25:BA:1406:U:H6	1.78	0.46
25:BA:2487:G:H2'	25:BA:2488:A:C8	2.50	0.46
38:BR:10:LEU:HB2	38:BR:17:ARG:NE	2.31	0.46
11:CH:86:ILE:CB	11:CH:133:LEU:HD22	2.45	0.46
3:CW:40:C:C4	3:CW:41:C:H5	2.34	0.46
32:DI:87:LYS:HB2	32:DI:87:LYS:NZ	2.30	0.46
38:BR:9:LYS:HE2	38:BR:43:GLU:OE2	2.16	0.46
32:DI:67:ARG:HA	32:DI:70:GLU:HB2	1.97	0.46
44:BX:12:VAL:HG12	44:BX:27:THR:O	2.16	0.46
36:BP:105:LEU:H	36:BP:105:LEU:HD12	1.80	0.46
1:AA:115:G:H1'	1:AA:116:A:OP2	2.15	0.46
1:CA:68(E):G:C2	1:CA:68(V):G:C2	3.03	0.46
6:AC:29:TYR:CD2	17:AN:36:PHE:CE1	3.04	0.46
8:AE:12:LEU:HD22	8:AE:12:LEU:C	2.36	0.46
12:CI:8:GLY:O	12:CI:76:ALA:HB1	2.16	0.46
1:CA:1234:C:O2'	1:CA:1235:U:H5'	2.15	0.46
33:DK:100:THR:HG22	33:DK:139:VAL:CG2	2.46	0.46
1:AA:255:G:H1'	20:AQ:16:GLN:NE2	2.31	0.46
27:DD:147:LEU:HD22	27:DD:155:LEU:HD11	1.97	0.46
11:AH:20:TYR:HA	11:AH:65:TYR:CZ	2.50	0.46
25:BA:1263:U:H1'	52:B5:10:LYS:HG3	1.97	0.46
25:BA:2577:A:H5''	25:BA:2578:G:H5'	1.97	0.46
34:DN:49:LEU:O	34:DN:53:ILE:HG13	2.15	0.46
24:AU:22:ARG:HG2	24:AU:23:PRO:HD2	1.97	0.46
25:DA:324:A:N6	25:DA:338:G:O2'	2.47	0.46
21:CR:37:VAL:O	21:CR:41:LYS:HB3	2.16	0.46
46:BZ:70:LEU:O	46:BZ:88:PHE:HA	2.16	0.46
42:DV:61:VAL:CG2	42:DV:61:VAL:O	2.64	0.46

*Continued on next page...*



*Continued from previous page...*

Atom-1	Atom-2	Distance(Å)	Clash(Å)
1:CA:129(A):G:N2	1:CA:186(I):U:H5''	2.31	0.46
48:D1:23:LYS:HE2	48:D1:23:LYS:HB3	1.58	0.46
36:BP:75:ILE:H	36:BP:75:ILE:HD12	1.80	0.46
25:DA:1680:U:O2	25:DA:1763:G:H8	1.98	0.46
25:BA:956:G:OP2	37:BQ:14:ARG:NH2	2.49	0.46
48:D1:60:PHE:CD1	48:D1:91:LYS:HE3	2.51	0.46
41:BU:95:LEU:HD13	42:BV:4:ILE:HD12	1.97	0.46
25:DA:1530:G:C2	25:DA:1542:G:N2	2.84	0.46
25:BA:661:C:O4'	36:BP:16:ARG:HG2	2.15	0.46
25:DA:1191:G:OP1	36:DP:35:HIS:CD2	2.69	0.46
25:DA:1506(C):A:H2'	25:DA:1506(D):A:C8	2.51	0.46
15:CL:65:VAL:HG11	15:CL:97:TYR:CD1	2.50	0.46
1:AA:1493:A:N9	4:AY:137:ALA:HA	2.31	0.46
1:CA:1329:A:O2'	1:CA:1330:U:H5'	2.15	0.46
22:AS:41:VAL:HG12	22:AS:43:GLU:H	1.80	0.46
49:D2:17:SER:CB	49:D2:18:PRO:HD3	2.40	0.46
38:DR:79:LEU:O	38:DR:79:LEU:HD22	2.16	0.46
25:DA:81:G:N3	45:DY:2:ARG:NH2	2.63	0.46
15:CL:5:THR:HG23	15:CL:8:GLN:HG3	1.97	0.46
10:CG:23:VAL:O	10:CG:27:ILE:HG12	2.16	0.46
1:AA:355:C:H5'	1:AA:389:A:OP2	2.15	0.46
15:AL:17:VAL:HG23	15:AL:18:ARG:N	2.25	0.46
10:AG:24:THR:O	10:AG:27:ILE:HB	2.16	0.46
25:DA:380:U:H2'	25:DA:381:G:C8	2.49	0.46
25:BA:910:A:C6	25:BA:911:A:C6	3.04	0.46
25:DA:813:U:C4	36:DP:27:HIS:CE1	3.03	0.46
25:BA:2473:U:H2'	25:BA:2474:C:H5'	1.98	0.46
32:DI:130:TYR:O	32:DI:132:PRO:HD3	2.16	0.46
32:BI:99:GLU:O	32:BI:103:ARG:HB2	2.16	0.46
38:DR:48:VAL:C	38:DR:50:HIS:H	2.18	0.46
25:BA:2822:G:O5'	25:BA:2822:G:H8	1.98	0.46
27:DD:131:LEU:HA	27:DD:190:TYR:CE2	2.51	0.46
30:DG:88:ILE:HG13	30:DG:89:GLY:N	2.31	0.46
13:CJ:33:GLN:O	13:CJ:75:ILE:HG12	2.16	0.46
4:AY:251:GLY:HA2	25:BA:2602:A:N7	2.31	0.46
25:BA:568:U:O4	42:BV:78:LYS:CE	2.64	0.46
26:BB:41:U:O4	30:BG:70:VAL:HG23	2.15	0.46
29:BF:45:ARG:HH11	29:BF:45:ARG:CG	2.29	0.46
44:BX:55:ASN:HB2	44:BX:80:ILE:CG1	2.46	0.46
25:BA:511:U:H5''	25:BA:512:G:OP2	2.16	0.46
44:DX:55:ASN:HB2	44:DX:80:ILE:CG1	2.45	0.46
25:BA:1327:C:H2'	25:BA:1328:G:O4'	2.16	0.46

*Continued on next page...*



*Continued from previous page...*

Atom-1	Atom-2	Distance(Å)	Clash(Å)
27:BD:21:PHE:HB3	27:BD:24:ILE:HD12	1.97	0.46
17:AN:37:PHE:N	17:AN:37:PHE:CD2	2.84	0.46
30:BG:111:LEU:O	30:BG:114:ILE:HB	2.16	0.46
1:AA:663:A:O2'	1:AA:664:G:H5'	2.15	0.46
25:DA:2563:U:O2	25:DA:2565:A:H8	1.97	0.46
1:CA:1350:A:H8	1:CA:1350:A:O5'	1.97	0.46
20:AQ:85:VAL:O	20:AQ:89:LEU:HG	2.15	0.46
25:DA:2025:C:C2	25:DA:2026:C:C5	3.04	0.46
1:CA:1251:A:H2'	1:CA:1252:A:C8	2.51	0.46
1:CA:990:C:OP1	4:CY:93:PRO:HB3	2.16	0.46
25:DA:242:G:C8	55:D8:5:LYS:HG2	2.51	0.46
35:BO:96:THR:O	35:BO:97:ARG:C	2.52	0.46
1:AA:892:A:O2'	1:AA:1415:G:H4'	2.15	0.46
45:BY:27:VAL:HG23	45:BY:27:VAL:O	2.16	0.46
20:CQ:13:ASP:N	20:CQ:13:ASP:OD1	2.49	0.46
14:CK:87:THR:HG22	14:CK:87:THR:O	2.16	0.46
29:DF:9:ILE:O	29:DF:9:ILE:HG12	2.16	0.46
25:BA:962:G:C6	25:BA:963:U:C4	3.04	0.46
15:CL:63:TYR:HB3	15:CL:64:GLU:H	1.62	0.46
37:DQ:8:LYS:HE2	37:DQ:93:TYR:CE2	2.51	0.46
25:BA:2462:U:H1'	25:BA:2491:U:O4	2.16	0.46
52:B5:4:HIS:CB	52:B5:5:PRO:CD	2.85	0.46
55:D8:7:HIS:HD2	55:D8:60:LEU:HD13	1.81	0.46
25:BA:1144:G:H2'	25:BA:1145:C:C6	2.50	0.46
25:DA:2794(E):A:H2'	25:DA:2802:G:O4'	2.15	0.46
1:CA:1215:G:C2	1:CA:1216:G:C8	3.03	0.46
25:BA:2794(E):A:H2'	25:BA:2802:G:O4'	2.15	0.46
7:CD:4:TYR:HE1	7:CD:66:ARG:NE	2.03	0.46
26:BB:11:C:O2'	26:BB:12:C:O4'	2.34	0.46
1:AA:1504:G:P	1:AA:1504:G:H3'	2.56	0.46
25:BA:896:A:H5'	25:BA:897:C:P	2.54	0.46
31:BH:98:LEU:HB2	31:BH:125:VAL:HG23	1.97	0.46
25:DA:2392:A:H8	36:DP:60:MET:HG2	1.80	0.46
48:B1:27:GLU:HB2	48:B1:33:LYS:HZ2	1.80	0.46
1:AA:523:A:H61	15:AL:91:ASP:HB2	1.80	0.46
1:CA:1124:G:C5'	13:CJ:35:SER:HB2	2.46	0.46
33:DK:66:THR:CG2	33:DK:68:VAL:HG23	2.45	0.46
32:BI:82:ARG:HD2	32:BI:89:TYR:CE2	2.45	0.46
32:BI:95:LYS:O	32:BI:99:GLU:HB3	2.16	0.46
1:AA:375:U:C4	1:AA:376:G:N7	2.84	0.46
39:DS:25:ARG:HD2	39:DS:27:SER:OG	2.15	0.46
25:DA:270(N):G:C2	25:DA:270(P):C:C2	3.03	0.46

*Continued on next page...*



*Continued from previous page...*

Atom-1	Atom-2	Distance(Å)	Clash(Å)
25:BA:527:C:H4'	25:BA:528:A:O5'	2.16	0.46
9:AF:63:TYR:CD2	9:AF:63:TYR:N	2.83	0.46
4:AY:145:TRP:CE2	4:AY:202:LEU:HB2	2.51	0.46
25:DA:2487:G:H2'	25:DA:2488:A:C8	2.50	0.46
10:AG:50:ILE:O	10:AG:54:THR:HG22	2.16	0.46
22:AS:29:ARG:HD3	22:AS:48:THR:HB	1.98	0.46
1:AA:516:U:H3'	1:AA:517:G:C8	2.51	0.46
12:CI:48:GLU:N	12:CI:49:PRO:CD	2.79	0.46
25:BA:2884:U:H5	25:BA:2885:C:C2	2.33	0.46
52:B5:42:PRO:HB2	52:B5:43:HIS:HD2	1.81	0.46
28:DE:116:VAL:HG21	28:DE:122:PHE:CE2	2.51	0.46
48:B1:51:VAL:HG12	48:B1:58:ILE:O	2.16	0.46
25:BA:606:U:H4'	25:BA:658:C:H4'	1.96	0.46
11:AH:113:SER:H	11:AH:134:ILE:HG12	1.81	0.46
38:BR:49:ASP:OD1	38:BR:95:THR:HB	2.15	0.46
5:AB:118:LEU:HD13	5:AB:142:LEU:HB2	1.98	0.46
29:DF:104:LYS:O	29:DF:108:LYS:HG3	2.15	0.46
25:BA:324:A:N6	25:BA:338:G:O2'	2.47	0.46
25:DA:1403:C:H2'	25:DA:1403:C:O2	2.16	0.46
25:BA:1419:A:O2'	25:BA:1420:U:H2'	2.16	0.46
47:D0:31:VAL:HG11	47:D0:67:VAL:HG23	1.98	0.46
25:BA:706:A:H2'	25:BA:707:G:O4'	2.16	0.46
41:DU:92:ARG:HD2	41:DU:94:ASN:HB3	1.98	0.46
42:DV:39:LEU:HD12	42:DV:47:VAL:HG11	1.97	0.46
25:BA:1543(A):C:OP1	25:BA:1543(A):C:H6	1.98	0.46
4:AY:142:ALA:HB2	4:AY:217:SER:HB2	1.97	0.46
26:BB:116:G:H4'	39:BS:55:ALA:HA	1.98	0.46
30:DG:16:ARG:N	30:DG:17:PRO:HD2	2.31	0.46
1:AA:509:A:H4'	1:AA:510:A:OP1	2.13	0.46
5:AB:80:ILE:HG21	5:AB:211:ILE:HG22	1.98	0.46
5:AB:44:LEU:H	5:AB:44:LEU:CD1	2.16	0.46
9:AF:86:ARG:O	9:AF:87:ARG:HG2	2.16	0.46
27:BD:270:ILE:O	27:BD:271:ILE:HG13	2.16	0.46
25:BA:1993:U:H5''	28:BE:128:SER:HB2	1.98	0.46
39:BS:73:LEU:O	39:BS:77:ALA:N	2.49	0.46
25:BA:2320:A:C8	25:BA:2333:A:N6	2.84	0.46
25:BA:2872:G:O2'	25:BA:2873:A:H5'	2.16	0.46
38:BR:4:LEU:C	38:BR:6:SER:N	2.69	0.46
1:CA:623:C:C4	1:CA:624:C:C5	3.04	0.46
1:AA:386:C:O2'	1:AA:387:U:H5'	2.15	0.46
25:DA:2378:A:C2'	39:DS:21:THR:HG21	2.45	0.46
30:DG:47:LYS:HA	30:DG:88:ILE:CG2	2.46	0.46

*Continued on next page...*



*Continued from previous page...*

Atom-1	Atom-2	Distance(Å)	Clash(Å)
13:AJ:33:GLN:O	13:AJ:75:ILE:HG12	2.16	0.46
30:BG:174:GLU:HG2	30:BG:180:PHE:CE1	2.50	0.46
4:CY:227:VAL:HG11	4:CY:308:LEU:HD21	1.97	0.46
25:BA:328:U:H4'	45:BY:68:HIS:ND1	2.30	0.46
48:B1:44:PRO:O	48:B1:46:LEU:N	2.48	0.46
1:CA:1052:U:C2	1:CA:1200:C:N4	2.84	0.46
7:CD:64:LEU:HD23	7:CD:75:PHE:CZ	2.51	0.46
25:DA:1487:G:C2	25:DA:1488:G:C8	3.03	0.46
14:CK:20:TYR:HB2	14:CK:31:THR:HG23	1.98	0.46
25:DA:775:G:C5	25:DA:794:G:C8	3.04	0.46
7:CD:76:ARG:HG3	7:CD:207:TYR:CE2	2.51	0.46
1:CA:1510:U:H2'	1:CA:1511:G:C8	2.51	0.46
41:DU:69:CYS:SG	41:DU:79:PHE:HB2	2.56	0.46
1:CA:154:C:H2'	1:CA:155:C:C6	2.51	0.46
5:CB:149:LEU:O	5:CB:153:ARG:HG2	2.16	0.46
38:DR:103:ARG:NH1	38:DR:108:GLY:O	2.50	0.46
37:BQ:55:VAL:HG22	37:BQ:56:ARG:N	2.30	0.46
25:BA:2853:C:H2'	25:BA:2854:G:H8	1.81	0.46
1:AA:112:G:C2	1:AA:330:C:N4	2.84	0.46
25:BA:1842:G:H2'	25:BA:1843:C:C6	2.51	0.46
19:AP:12:LYS:C	19:AP:14:ASN:H	2.19	0.46
41:BU:8:VAL:HG12	41:BU:11:ARG:NH2	2.31	0.46
4:CY:282:ILE:H	4:CY:282:ILE:HD12	1.79	0.46
44:DX:76:ARG:HB2	44:DX:76:ARG:NH1	2.30	0.46
15:CL:109:VAL:HG23	15:CL:119:TYR:HB3	1.97	0.46
26:BB:73:A:C4	26:BB:104:A:C2	3.04	0.46
1:CA:675:A:H2'	1:CA:676:A:O4'	2.16	0.46
1:CA:505:G:C6	1:CA:535:A:C2	3.04	0.46
26:DB:43:C:H2'	26:DB:44:G:H5'	1.98	0.46
42:DV:39:LEU:HA	42:DV:47:VAL:HG13	1.98	0.45
29:BF:34:TRP:HB2	36:BP:10:PRO:O	2.15	0.45
50:D3:52:HIS:ND1	50:D3:53:LEU:HD13	2.32	0.45
30:BG:19:LEU:HD11	30:BG:172:LEU:HG	1.97	0.45
40:DT:26:ASP:HB2	40:DT:90:GLN:O	2.16	0.45
1:AA:67:C:H2'	1:AA:68:G:H8	1.74	0.45
8:CE:51:VAL:HB	8:CE:52:PRO:CD	2.43	0.45
36:BP:91:PHE:CE2	36:BP:95:VAL:HG12	2.49	0.45
1:CA:1065:U:H5''	1:CA:1190:G:H21	1.81	0.45
6:AC:164:ARG:HG2	6:AC:165:THR:N	2.29	0.45
27:DD:238:GLY:O	27:DD:240:ALA:N	2.49	0.45
1:AA:973:G:OP1	13:AJ:57:LYS:HE2	2.16	0.45
45:DY:6:HIS:CD2	45:DY:35:TYR:CE2	3.05	0.45

*Continued on next page...*



*Continued from previous page...*

Atom-1	Atom-2	Distance(Å)	Clash(Å)
1:AA:374:A:C6	1:AA:375:U:C4	3.04	0.45
55:D8:32:LEU:HD23	55:D8:33:ASN:H	1.81	0.45
25:DA:18:C:O3'	41:DU:23:GLY:HA2	2.16	0.45
30:BG:88:ILE:HG13	30:BG:89:GLY:N	2.30	0.45
25:DA:2446:G:C3'	25:DA:2447:G:H5''	2.46	0.45
43:DW:29:LEU:HG	43:DW:33:ARG:HE	1.81	0.45
46:DZ:182:LYS:HB3	46:DZ:186:GLU:OE2	2.16	0.45
6:AC:134:ILE:HG23	6:AC:151:VAL:HB	1.98	0.45
46:BZ:94:GLU:CD	46:BZ:94:GLU:H	2.20	0.45
48:D1:51:VAL:HG12	48:D1:58:ILE:O	2.16	0.45
11:AH:101:PRO:HG2	11:AH:133:LEU:CD1	2.46	0.45
46:DZ:14:LYS:O	46:DZ:18:LEU:HD13	2.16	0.45
1:CA:186:C:H2'	1:CA:186(A):C:C6	2.50	0.45
6:CC:12:LEU:HD11	17:CN:51:GLY:HA2	1.97	0.45
1:CA:56:U:H2'	1:CA:57:G:C8	2.51	0.45
25:DA:270(U):C:H2'	25:DA:270(V):G:H8	1.81	0.45
26:BB:108:C:H5'	26:BB:109:G:P	2.56	0.45
5:AB:36:ARG:HD3	5:AB:41:ILE:HD12	1.97	0.45
11:CH:20:TYR:HA	11:CH:65:TYR:CZ	2.51	0.45
5:CB:36:ARG:HD3	5:CB:41:ILE:HD12	1.98	0.45
1:AA:1291:G:C6	1:AA:1292:U:C4	3.04	0.45
48:D1:23:LYS:HG3	48:D1:25:LYS:HE2	1.98	0.45
25:DA:2077:A:H1'	25:DA:2435:A:O4'	2.15	0.45
1:AA:39:G:C2	1:AA:40:C:C6	3.04	0.45
20:AQ:43:LEU:HB3	20:AQ:69:LYS:HG2	1.97	0.45
25:BA:1641:A:H2'	25:BA:1642:G:O4'	2.15	0.45
25:BA:643:A:C2	25:BA:644:A:C4	3.04	0.45
6:AC:121:ALA:HB1	6:AC:188:LEU:O	2.16	0.45
45:DY:56:PRO:HB2	45:DY:57:GLN:H	1.50	0.45
25:BA:2781:A:H5''	25:BA:2782:G:H5'	1.98	0.45
1:AA:300:A:H1'	1:AA:565:U:O2	2.16	0.45
25:DA:459:U:H4'	54:D7:40:TRP:CZ3	2.51	0.45
16:AM:4:ILE:C	16:AM:6:GLY:H	2.20	0.45
1:CA:757:U:H2'	1:CA:758:G:O4'	2.16	0.45
10:AG:59:LEU:O	10:AG:63:LYS:HG3	2.16	0.45
11:AH:25:ASP:OD1	11:AH:60:ARG:HG3	2.16	0.45
4:AY:94:ALA:HA	4:AY:98:GLU:CB	2.46	0.45
27:DD:31:LYS:HG3	27:DD:33:LEU:CG	2.38	0.45
45:DY:81:LYS:HZ3	45:DY:98:VAL:HG12	1.81	0.45
27:BD:35:LYS:H	27:BD:36:PRO:HD2	1.81	0.45
16:AM:29:ARG:HB3	16:AM:64:TRP:CZ2	2.51	0.45
42:BV:21:ARG:NE	42:BV:91:TYR:CE1	2.71	0.45

*Continued on next page...*



*Continued from previous page...*

Atom-1	Atom-2	Distance(Å)	Clash(Å)
26:DB:9:G:C6	26:DB:10:C:C4	3.04	0.45
1:CA:883:C:C2'	1:CA:884:U:H5'	2.46	0.45
1:AA:1371:G:H5''	12:AI:69:GLY:N	2.32	0.45
25:BA:2016:U:H1'	52:B5:6:VAL:HG22	1.98	0.45
1:CA:1371:G:C6	1:CA:1372:U:C4	3.04	0.45
25:BA:655:A:C2'	25:BA:656:G:H5'	2.45	0.45
27:BD:25:THR:O	27:BD:26:LYS:C	2.55	0.45
52:D5:6:VAL:CG2	52:D5:7:PRO:HD2	2.44	0.45
1:CA:192:U:O2'	1:CA:193:C:H5'	2.16	0.45
4:CY:145:TRP:CE2	4:CY:202:LEU:HB2	2.51	0.45
1:AA:687:A:H4'	1:AA:688:G:O5'	2.16	0.45
52:B5:40:LYS:CD	52:B5:46:CYS:HB3	2.46	0.45
25:DA:77:C:OP1	49:D2:3:LEU:HD11	2.16	0.45
48:D1:54:ALA:H	48:D1:78:LYS:HZ3	1.61	0.45
1:CA:622:A:C8	1:CA:623:C:C6	3.04	0.45
1:AA:485:G:O2'	1:AA:486:U:OP2	2.33	0.45
8:AE:48:ALA:HB2	8:AE:57:LYS:CD	2.46	0.45
33:DK:22:PRO:O	33:DK:25:PRO:HD2	2.16	0.45
28:DE:120:TRP:CD1	28:DE:155:LYS:HB3	2.52	0.45
25:DA:530:G:C5	25:DA:2022:U:H5''	2.51	0.45
26:DB:63:G:H2'	26:DB:64:C:H6	1.81	0.45
21:AR:79:LEU:HA	21:AR:80:PRO:HD3	1.81	0.45
1:AA:1052:U:C2	1:AA:1200:C:N4	2.84	0.45
30:DG:131:TYR:HE2	30:DG:133:LEU:HD13	1.81	0.45
25:DA:1083:U:HO2'	25:DA:1084:A:H8	1.62	0.45
31:BH:94:TYR:HE2	31:BH:160:LYS:HB3	1.81	0.45
4:CY:193:LEU:O	4:CY:223:VAL:HG21	2.16	0.45
25:BA:2027:G:H2'	25:BA:2028:U:O4'	2.16	0.45
1:CA:255:G:H2'	1:CA:256:U:H6	1.82	0.45
10:CG:153:HIS:HD2	10:CG:154:TYR:CG	2.34	0.45
45:BY:55:TYR:HA	45:BY:56:PRO:HD3	1.79	0.45
1:CA:251:G:N2	1:CA:253:U:C5	2.84	0.45
48:D1:94:LEU:O	48:D1:95:LEU:OXT	2.34	0.45
8:CE:136:MET:HB3	8:CE:140:ARG:HH21	1.81	0.45
36:BP:85:LEU:HA	36:BP:88:LEU:HB3	1.97	0.45
1:CA:1291:G:C6	1:CA:1292:U:C4	3.04	0.45
1:CA:68(Y):C:H2'	1:CA:101:A:O4'	2.15	0.45
1:AA:1508:G:H2'	1:AA:1509:C:C6	2.51	0.45
46:DZ:74:VAL:HG22	46:DZ:86:VAL:HG13	1.97	0.45
7:AD:138:TYR:CD1	7:AD:138:TYR:C	2.90	0.45
4:CY:299:LEU:O	4:CY:299:LEU:HD13	2.16	0.45
25:DA:2612:C:H2'	25:DA:2613:U:O5'	2.15	0.45

*Continued on next page...*



*Continued from previous page...*

Atom-1	Atom-2	Distance(Å)	Clash(Å)
42:DV:39:LEU:O	42:DV:40:LEU:HB2	2.16	0.45
42:BV:99:ILE:CD1	42:BV:99:ILE:H	2.24	0.45
1:AA:390:C:H4'	19:AP:28:ARG:NH2	2.26	0.45
29:DF:194:MET:HE3	29:DF:199:TRP:HD1	1.81	0.45
1:AA:1124:G:C5'	13:AJ:35:SER:HB2	2.46	0.45
1:AA:1065:U:H5''	1:AA:1190:G:H21	1.80	0.45
1:CA:523:A:N6	15:CL:52:ARG:HH12	2.11	0.45
25:BA:244:A:C2	25:BA:255:A:C5	3.05	0.45
1:AA:192:U:O2'	1:AA:193:C:H5'	2.16	0.45
45:DY:7:VAL:HB	45:DY:8:LYS:NZ	2.30	0.45
32:BI:97:ILE:O	32:BI:101:LEU:N	2.36	0.45
44:BX:62:LYS:C	44:BX:63:LYS:HD3	2.37	0.45
25:DA:97:C:O2'	25:DA:98:G:H5'	2.16	0.45
1:CA:386:C:O2'	1:CA:387:U:H5'	2.15	0.45
25:DA:2262:U:H4'	25:DA:2328:A:H2	1.79	0.45
46:BZ:94:GLU:HB2	46:BZ:95:PRO:HD2	1.98	0.45
6:CC:79:ARG:HH12	6:CC:82:GLU:HB2	1.82	0.45
1:CA:939:G:H2'	1:CA:940:C:C6	2.51	0.45
28:BE:120:TRP:CD1	28:BE:155:LYS:HB3	2.51	0.45
25:DA:1441:G:H2'	25:DA:1442:G:C8	2.51	0.45
4:CY:94:ALA:HA	4:CY:98:GLU:CB	2.47	0.45
30:BG:131:TYR:HE2	30:BG:133:LEU:HD13	1.82	0.45
20:CQ:23:VAL:CG2	20:CQ:42:TYR:HE1	2.30	0.45
1:CA:900:A:H2'	1:CA:901:A:C8	2.51	0.45
25:BA:1014:U:H2'	25:BA:1015:G:C8	2.51	0.45
8:CE:12:LEU:HD22	8:CE:12:LEU:C	2.36	0.45
48:D1:65:SER:OG	48:D1:66:HIS:CD2	2.69	0.45
36:BP:135:LEU:HD11	36:BP:139:LYS:HD2	1.99	0.45
25:DA:2853:C:H2'	25:DA:2854:G:C8	2.51	0.45
9:CF:8:ILE:HD11	9:CF:79:LEU:HD13	1.99	0.45
29:DF:108:LYS:HE2	29:DF:108:LYS:HB3	1.82	0.45
1:AA:299:G:H2'	1:AA:300:A:C8	2.51	0.45
25:DA:1411:C:H2'	25:DA:1412:A:C8	2.52	0.45
32:BI:53:ALA:HB1	32:BI:57:ARG:HH22	1.80	0.45
25:DA:706:A:H2'	25:DA:707:G:O4'	2.16	0.45
55:D8:29:LYS:HD2	55:D8:44:LYS:HB2	1.98	0.45
55:D8:29:LYS:HD2	55:D8:44:LYS:CB	2.46	0.45
25:BA:2086:U:H2'	25:BA:2087:G:C8	2.51	0.45
8:AE:5:ASP:OD1	8:AE:5:ASP:N	2.49	0.45
43:DW:24:ILE:HD13	43:DW:36:LEU:HD11	1.99	0.45
1:CA:880:C:H2'	1:CA:881:G:H8	1.80	0.45
31:BH:121:ILE:HD12	31:BH:121:ILE:N	2.32	0.45

*Continued on next page...*



*Continued from previous page...*

Atom-1	Atom-2	Distance(Å)	Clash(Å)
25:DA:661:C:O4'	36:DP:16:ARG:HG2	2.16	0.45
25:BA:195:A:C8	25:BA:197:A:OP1	2.69	0.45
50:B3:15:TYR:CE1	50:B3:53:LEU:HD11	2.51	0.45
50:B3:52:HIS:H	50:B3:52:HIS:CD2	2.33	0.45
26:BB:79:C:H2'	26:BB:80:U:O4'	2.16	0.45
25:BA:627:A:N6	36:BP:115:LEU:HD13	2.31	0.45
25:BA:2480:C:H2'	25:BA:2481:G:H5'	1.99	0.45
25:BA:1310:G:OP2	54:B7:9:ARG:CZ	2.65	0.45
25:DA:2202(C):G:N2	25:DA:2202(D):G:H5'	2.30	0.45
1:CA:975:A:C8	1:CA:1357:A:H2	2.34	0.45
34:DN:109:PRO:HG2	34:DN:112:LYS:HG3	1.97	0.45
25:BA:2287:A:C4	25:BA:2289:G:C8	3.04	0.45
25:DA:2305:A:C3'	25:DA:2306:C:H5''	2.40	0.45
43:DW:12:ILE:HB	43:DW:42:ARG:HH12	1.81	0.45
32:DI:37:VAL:CG1	32:DI:43:ASN:HD22	2.29	0.45
45:BY:14:LEU:HD23	45:BY:14:LEU:C	2.36	0.45
8:AE:110:LEU:HD13	8:AE:118:ILE:HD13	1.99	0.45
1:AA:1270:C:H2'	1:AA:1271:G:C8	2.52	0.45
25:DA:1993:U:C5'	28:DE:128:SER:HB2	2.47	0.45
32:DI:98:ALA:HB2	32:DI:111:PRO:HB3	1.99	0.45
32:BI:101:LEU:C	32:BI:103:ARG:H	2.19	0.45
1:AA:377:G:O2'	1:AA:378:G:H5'	2.16	0.45
55:D8:36:LYS:O	55:D8:37:SER:C	2.55	0.45
27:DD:43:ARG:HB2	27:DD:48:ARG:O	2.17	0.45
32:BI:109:ILE:H	32:BI:109:ILE:HD13	1.81	0.45
25:BA:492:A:C2'	25:BA:493:G:H5'	2.47	0.45
9:CF:33:TYR:HE1	9:CF:75:LEU:HA	1.81	0.45
46:DZ:128:VAL:CG2	46:DZ:132:ASN:HB2	2.45	0.45
27:BD:107:ALA:HA	27:BD:108:PRO:HD3	1.80	0.45
25:BA:311:A:C8	25:BA:332:A:N7	2.84	0.45
1:CA:1083:U:H5	1:CA:1084:G:C6	2.35	0.45
20:CQ:23:VAL:HG21	20:CQ:42:TYR:HE1	1.80	0.45
12:AI:48:GLU:N	12:AI:49:PRO:CD	2.79	0.45
1:AA:662:G:O2'	1:AA:836:G:H5'	2.17	0.45
32:BI:130:TYR:CE2	32:BI:132:PRO:HG3	2.52	0.45
25:DA:1857:G:C6	25:DA:1858:G:N1	2.84	0.45
27:DD:77:ALA:HB2	27:DD:97:TYR:HA	1.98	0.45
10:AG:101:LEU:O	10:AG:105:VAL:HG23	2.17	0.45
1:AA:255:G:C4	1:AA:256:U:C5	3.05	0.45
1:AA:112:G:OP1	19:AP:27:LYS:HD2	2.17	0.45
1:CA:408:A:H4'	7:CD:112:VAL:HG11	1.98	0.45
5:CB:118:LEU:HD13	5:CB:142:LEU:HB2	1.99	0.45

*Continued on next page...*



*Continued from previous page...*

Atom-1	Atom-2	Distance(Å)	Clash(Å)
42:BV:32:THR:HG23	42:BV:58:VAL:HG13	1.99	0.45
2:AV:18:G:C2	3:AW:35:A:C2	3.04	0.45
1:AA:1510:U:H2'	1:AA:1511:G:C8	2.52	0.45
25:DA:2726:U:H5'	25:DA:2726:U:O2	2.16	0.45
30:BG:177:GLY:O	30:BG:179:PRO:HD3	2.16	0.45
3:AW:37:A:C4	3:AW:38:A:C8	3.04	0.45
4:CY:220:GLY:HA3	4:CY:316:ARG:NH1	2.31	0.45
17:AN:7:ILE:O	17:AN:11:LYS:HG3	2.16	0.45
25:BA:2258:C:H4'	25:BA:2259:G:OP2	2.17	0.45
30:BG:148:MET:HA	30:BG:148:MET:CE	2.47	0.45
5:AB:16:HIS:CD2	5:AB:209:ARG:HB3	2.51	0.45
48:B1:94:LEU:O	48:B1:95:LEU:OXT	2.34	0.45
25:BA:2192:G:H2'	25:BA:2193:G:H8	1.81	0.45
44:BX:50:LYS:HB3	44:BX:84:ALA:HB2	1.97	0.45
25:BA:1541:U:O3'	25:BA:1543:A:OP1	2.34	0.45
21:AR:34:TYR:C	21:AR:35:ARG:HG2	2.37	0.45
35:DO:86:ILE:N	35:DO:86:ILE:HD12	2.31	0.45
55:B8:32:LEU:HG	55:B8:36:LYS:HD2	1.97	0.45
8:CE:142:LEU:O	8:CE:143:ARG:HD3	2.16	0.45
1:CA:1213:A:N6	1:CA:1215:G:N3	2.65	0.45
25:DA:627:A:H4'	25:DA:628:G:OP1	2.17	0.45
5:AB:169:LYS:HZ3	5:AB:169:LYS:HB3	1.81	0.45
47:B0:32:ARG:HB3	47:B0:32:ARG:HH11	1.81	0.45
7:CD:30:LYS:C	7:CD:32:ALA:N	2.68	0.45
29:BF:185:ASP:HA	29:BF:188:ARG:CD	2.44	0.45
30:DG:64:THR:HG23	30:DG:66:GLN:H	1.81	0.45
1:CA:1504:G:H3'	1:CA:1504:G:P	2.56	0.45
45:BY:4:LYS:HD3	45:BY:4:LYS:H	1.82	0.45
43:BW:12:ILE:HB	43:BW:42:ARG:HH12	1.82	0.45
1:CA:1230:C:O2'	1:CA:1231:G:H5'	2.17	0.45
25:DA:773:U:H5'	27:DD:47:GLY:HA3	1.97	0.45
25:DA:340:A:H2'	25:DA:341:G:O4'	2.17	0.45
51:D4:40:ILE:HA	51:D4:57:ILE:HB	1.98	0.45
1:AA:321:A:C2	1:AA:333:G:C2	3.04	0.45
40:BT:100:TYR:HD2	40:BT:103:ARG:HH12	1.61	0.45
1:AA:1529:G:H4'	1:AA:1530:G:OP2	2.17	0.45
46:DZ:128:VAL:HG21	46:DZ:161:VAL:HG22	1.98	0.45
7:AD:112:VAL:HG12	7:AD:116:GLN:NE2	2.31	0.45
26:BB:6:C:C2	26:BB:115:G:N2	2.85	0.45
10:CG:50:ILE:O	10:CG:54:THR:HG22	2.17	0.45
4:CY:39:LEU:HD13	4:CY:68:LEU:HD21	1.99	0.45
11:CH:109:ILE:HG12	11:CH:110:ALA:N	2.31	0.45

*Continued on next page...*



*Continued from previous page...*

Atom-1	Atom-2	Distance(Å)	Clash(Å)
25:BA:184:C:H2'	25:BA:185:U:H6	1.81	0.45
46:DZ:25:PRO:O	46:DZ:85:HIS:HA	2.17	0.45
1:AA:349:A:O2'	1:AA:350:G:H5'	2.17	0.45
32:DI:7:GLU:CD	32:DI:8:PRO:HD2	2.37	0.45
1:CA:1053:G:N7	1:CA:1200:C:H5''	2.31	0.45
1:AA:619:U:O2	7:AD:135:LEU:HD22	2.16	0.45
30:BG:139:LEU:C	30:BG:141:PHE:H	2.20	0.45
10:CG:69:VAL:O	10:CG:71:PRO:HD3	2.17	0.45
36:DP:85:LEU:HA	36:DP:88:LEU:CB	2.47	0.45
45:DY:11:ASP:H	45:DY:27:VAL:HG22	1.81	0.45
11:CH:20:TYR:HA	11:CH:65:TYR:CE2	2.52	0.45
1:AA:1096:C:H2'	1:AA:1097:C:H6	1.81	0.45
55:B8:23:VAL:HG12	55:B8:49:VAL:HG12	1.98	0.45
8:CE:7:GLU:HG2	8:CE:112:LEU:HD22	1.99	0.45
25:BA:1185:C:H5''	25:BA:1186:G:OP1	2.16	0.45
25:DA:1419:A:O2'	25:DA:1420:U:H2'	2.16	0.45
1:AA:294:U:C2	1:AA:295:C:C5	3.03	0.45
47:B0:49:LYS:H	47:B0:80:HIS:CE1	2.34	0.45
55:D8:55:ALA:O	55:D8:59:LYS:HG2	2.16	0.45
17:AN:25:VAL:HG23	17:AN:38:GLY:O	2.16	0.45
40:BT:74:ARG:HD3	40:BT:76:PHE:CZ	2.51	0.45
1:CA:648:A:O2'	1:CA:649:G:H5'	2.16	0.45
39:DS:16:ASN:O	39:DS:20:ARG:HG2	2.16	0.45
26:DB:17:C:H2'	26:DB:18:G:O4'	2.17	0.45
5:CB:181:PHE:O	5:CB:183:PRO:HD3	2.15	0.45
25:DA:1094:U:H2'	25:DA:1096:A:OP2	2.16	0.45
55:D8:23:VAL:HG12	55:D8:49:VAL:HG12	1.98	0.45
25:DA:504:U:O2	25:DA:504:U:O4'	2.34	0.45
27:DD:61:LEU:HD13	27:DD:61:LEU:HA	1.76	0.45
4:CY:119:LEU:C	4:CY:119:LEU:HD23	2.37	0.45
1:AA:529:G:O6	15:AL:48:ASN:ND2	2.49	0.45
1:AA:1251:A:H2'	1:AA:1252:A:C8	2.52	0.45
19:CP:12:LYS:C	19:CP:14:ASN:H	2.20	0.45
15:AL:99:ILE:HA	15:AL:99:ILE:HD12	1.82	0.45
7:CD:59:ARG:HE	7:CD:59:ARG:CA	2.13	0.45
36:BP:49:ARG:NH1	36:BP:49:ARG:CG	2.76	0.45
25:DA:2712:U:H1'	25:DA:2712(A):A:H8	1.72	0.45
27:DD:33:LEU:N	27:DD:33:LEU:HD23	2.32	0.45
25:BA:627:A:H4'	25:BA:628:G:OP1	2.15	0.45
34:DN:94:ILE:HA	34:DN:109:PRO:HA	1.98	0.45
1:AA:975:A:C8	1:AA:1357:A:H2	2.34	0.45
16:CM:29:ARG:HB3	16:CM:64:TRP:CZ2	2.51	0.45

*Continued on next page...*



*Continued from previous page...*

Atom-1	Atom-2	Distance(Å)	Clash(Å)
25:BA:2306:C:H4'	30:BG:136:ARG:HH22	1.80	0.45
11:CH:17:THR:HG22	11:CH:63:LEU:HD13	1.99	0.45
25:DA:2010:G:H5''	43:DW:42:ARG:HB2	1.98	0.45
48:D1:86:SER:HA	48:D1:89:GLU:OE2	2.17	0.45
32:DI:62:LYS:HE3	32:DI:136:VAL:HG21	1.98	0.45
25:DA:1172:G:H3'	25:DA:1173:A:H5''	1.99	0.45
46:BZ:145:GLU:H	46:BZ:148:ASP:HB2	1.82	0.45
25:BA:2600:A:O2'	25:BA:2601:C:H5'	2.16	0.45
25:BA:813:U:H2'	25:BA:814:C:C6	2.52	0.45
25:DA:909:A:H2'	25:DA:912:C:H5	1.81	0.45
6:AC:36:ASP:HA	6:AC:39:ILE:HD12	1.98	0.45
1:AA:192:U:H2'	1:AA:193:C:C6	2.47	0.45
32:DI:113:ARG:HD2	32:DI:131:LYS:O	2.17	0.45
44:BX:62:LYS:O	44:BX:63:LYS:HD3	2.17	0.45
12:AI:118:LYS:O	12:AI:119:ALA:HB3	2.16	0.45
5:AB:51:LEU:O	5:AB:55:PHE:HD2	1.99	0.45
43:BW:29:LEU:HD22	43:BW:69:LEU:CD1	2.47	0.45
4:AY:252:GLY:HA2	25:BA:2585:U:C5	2.51	0.45
16:CM:91:ARG:HH11	22:CS:81:ARG:HH12	1.64	0.45
25:BA:247:G:H4'	25:BA:386:G:C5	2.51	0.45
32:BI:1:MET:HB2	32:BI:21:VAL:O	2.16	0.45
21:AR:43:PHE:C	21:AR:51:LEU:HD12	2.36	0.45
37:DQ:110:THR:HB	37:DQ:112:GLU:OE1	2.17	0.45
25:BA:270(U):C:H2'	25:BA:270(V):G:H8	1.82	0.45
29:BF:176:LEU:HD12	29:BF:177:ALA:N	2.32	0.45
25:DA:298:G:OP2	45:DY:85:VAL:HG22	2.15	0.45
1:CA:603:U:H2'	1:CA:604:G:H8	1.81	0.45
25:DA:1138:G:H2'	25:DA:1139:G:O4'	2.17	0.45
44:DX:34:ALA:HA	44:DX:38:GLU:OE2	2.17	0.45
26:DB:91:C:OP1	37:DQ:19:GLY:HA2	2.17	0.45
4:AY:220:GLY:HA3	4:AY:316:ARG:NH1	2.32	0.45
20:CQ:43:LEU:HB3	20:CQ:69:LYS:HG2	1.99	0.45
10:CG:59:LEU:O	10:CG:63:LYS:HG3	2.17	0.45
31:DH:55:PRO:HG2	31:DH:61:HIS:CD2	2.52	0.45
33:BK:14:ALA:HB3	33:BK:50:ASP:HA	1.97	0.45
16:CM:40:ASN:ND2	16:CM:43:THR:HG23	2.31	0.45
1:CA:68(F):C:N4	1:CA:68(T):G:H1	2.14	0.45
25:DA:1655:A:C8	25:DA:1656:C:C5	3.04	0.45
42:BV:100:ARG:HG3	42:BV:100:ARG:O	2.16	0.45
25:BA:504:U:O4'	25:BA:504:U:O2	2.33	0.45
30:DG:148:MET:CE	30:DG:148:MET:HA	2.47	0.45
1:CA:716:A:H1'	14:CK:118:GLY:HA2	1.98	0.45

*Continued on next page...*



*Continued from previous page...*

Atom-1	Atom-2	Distance(Å)	Clash(Å)
25:BA:2726:U:O2	25:BA:2726:U:H5'	2.17	0.45
16:CM:4:ILE:C	16:CM:6:GLY:H	2.20	0.45
4:CY:348:ASN:O	4:CY:351:ASP:HB3	2.17	0.45
1:CA:1508:G:H2'	1:CA:1509:C:C6	2.52	0.45
41:BU:90:VAL:CG2	41:BU:91:ASP:H	2.01	0.45
25:DA:2393:A:C5'	36:DP:62:LEU:HD12	2.45	0.45
25:BA:2393:A:C5'	36:BP:62:LEU:HD12	2.46	0.45
25:BA:1378:A:O2'	25:BA:1380:G:N7	2.36	0.45
25:DA:2480:C:H2'	25:DA:2481:G:H5'	1.98	0.45
25:DA:783:A:H2'	25:DA:785:G:OP1	2.16	0.45
34:BN:92:GLN:O	34:BN:94:ILE:HG23	2.16	0.45
32:DI:82:ARG:HD2	32:DI:89:TYR:CE2	2.45	0.45
25:BA:2307:G:N3	25:BA:2307:G:H2'	2.32	0.45
36:DP:148:LEU:HD22	36:DP:149:GLU:H	1.82	0.45
17:AN:32:SER:O	17:AN:40:CYS:HA	2.16	0.45
32:DI:37:VAL:HG12	32:DI:38:LEU:N	2.31	0.45
36:DP:57:THR:HB	36:DP:58:THR:H	1.25	0.45
25:DA:1045:A:N6	25:DA:1111:A:H2'	2.32	0.45
25:BA:1496:A:C8	25:BA:1577:C:O2'	2.69	0.45
25:BA:483:A:C8	25:BA:484:C:C5	3.05	0.45
7:CD:122:ARG:C	7:CD:122:ARG:HD3	2.36	0.45
43:BW:15:ARG:CZ	52:B5:20:ARG:NH1	2.79	0.45
45:DY:6:HIS:ND1	45:DY:6:HIS:N	2.64	0.45
32:DI:130:TYR:CE2	32:DI:132:PRO:HG3	2.52	0.45
43:DW:8:ARG:O	43:DW:9:TYR:HB2	2.17	0.45
20:CQ:54:GLY:HA3	20:CQ:82:MET:SD	2.57	0.45
1:CA:687:A:H4'	1:CA:688:G:O5'	2.17	0.45
30:BG:151:ALA:HB3	30:BG:153:ARG:NH1	2.32	0.45
46:BZ:182:LYS:HB3	46:BZ:186:GLU:OE2	2.17	0.45
46:DZ:125:LEU:HB3	46:DZ:165:VAL:CG1	2.47	0.45
5:CB:70:PHE:O	5:CB:71:VAL:HG13	2.17	0.45
46:BZ:128:VAL:HG21	46:BZ:161:VAL:HG22	1.99	0.45
25:BA:1590:U:C2	25:BA:1591:G:C8	3.04	0.45
25:DA:328:U:H4'	45:DY:68:HIS:ND1	2.31	0.45
39:BS:26:LEU:HA	39:BS:38:GLN:O	2.16	0.45
25:DA:509:C:H5'	25:DA:510:C:OP2	2.16	0.45
4:AY:355:MET:O	4:AY:359:TRP:HB2	2.17	0.45
1:CA:323:U:O4'	23:CT:19:SER:HB2	2.17	0.45
25:BA:509:C:H5'	25:BA:510:C:OP2	2.17	0.45
44:DX:24:GLY:O	44:DX:83:VAL:HG22	2.16	0.45
43:BW:65:LEU:HD12	43:BW:68:ARG:HE	1.80	0.45
52:D5:42:PRO:HB2	52:D5:43:HIS:HD2	1.82	0.45

*Continued on next page...*



*Continued from previous page...*

Atom-1	Atom-2	Distance(Å)	Clash(Å)
25:DA:1485:G:O2'	25:DA:1486:A:H5'	2.16	0.45
25:DA:2593:U:H2'	25:DA:2594:C:H6	1.81	0.45
25:BA:459:U:H4'	54:B7:40:TRP:CZ3	2.52	0.45
3:AW:12:G:H1'	25:BA:1923:U:O2'	2.17	0.45
1:AA:675:A:H2'	1:AA:676:A:O4'	2.17	0.45
55:B8:55:ALA:O	55:B8:59:LYS:HG2	2.17	0.45
5:AB:73:THR:HA	5:AB:94:ASN:O	2.15	0.45
37:DQ:62:GLY:HA2	46:DZ:116:VAL:HG21	1.97	0.45
5:CB:52:GLU:O	5:CB:56:ARG:HG3	2.16	0.45
25:DA:53:A:H2'	25:DA:54:G:O4'	2.16	0.45
1:AA:1440:C:H2'	1:AA:1440(A):G:O4'	2.16	0.45
41:BU:92:ARG:HD2	41:BU:94:ASN:HB3	1.98	0.45
41:DU:90:VAL:HG21	42:DV:40:LEU:HD23	1.99	0.45
37:DQ:81:VAL:HG12	37:DQ:82:ARG:HB2	1.99	0.45
30:DG:32:PRO:HA	30:DG:162:THR:OG1	2.16	0.45
31:BH:43:VAL:O	31:BH:44:VAL:HB	2.17	0.45
48:B1:40:ARG:HH21	48:B1:42:GLN:HG2	1.82	0.45
25:DA:1558:A:C1'	25:DA:1559:G:OP2	2.57	0.45
32:DI:114:LEU:O	32:DI:116:LEU:N	2.45	0.45
12:CI:28:VAL:CG1	12:CI:65:VAL:HG12	2.47	0.45
32:DI:101:LEU:C	32:DI:103:ARG:H	2.19	0.45
25:DA:1271:G:C2'	25:DA:1618:A:OP1	2.65	0.45
25:BA:1172:G:H3'	25:BA:1173:A:H5''	1.99	0.45
25:BA:1678:G:H8	25:BA:1678:G:OP2	1.99	0.45
1:AA:1371:G:C6	1:AA:1372:U:C4	3.05	0.45
1:CA:1371:G:H5''	12:CI:69:GLY:N	2.32	0.45
25:BA:773:U:H5'	27:BD:47:GLY:HA3	1.99	0.45
1:CA:914:A:C2'	1:CA:915:A:H5'	2.46	0.45
37:DQ:75:THR:HA	37:DQ:88:GLY:HA3	1.99	0.45
25:BA:2223:G:OP1	27:BD:172:TYR:OH	2.30	0.45
1:AA:622:A:C8	1:AA:623:C:C6	3.04	0.45
35:DO:4:PRO:O	35:DO:5:GLN:HB2	2.16	0.45
14:AK:20:TYR:CE2	14:AK:83:ILE:HD12	2.51	0.45
21:CR:70:ILE:O	21:CR:74:ARG:HG3	2.17	0.45
27:BD:79:VAL:HG21	27:BD:111:LEU:HD21	1.98	0.45
30:DG:120:LEU:HB3	30:DG:131:TYR:OH	2.16	0.45
1:AA:1083:U:H5	1:AA:1084:G:C6	2.34	0.45
1:CA:1108:G:H5'	6:CC:176:HIS:CD2	2.51	0.45
32:BI:37:VAL:HG12	32:BI:38:LEU:N	2.32	0.45
4:CY:279:ARG:CZ	25:DA:2602:A:N7	2.80	0.45
16:CM:7:VAL:CG1	30:DG:115:ARG:HB3	2.46	0.45
29:BF:148:LEU:HD23	29:BF:191:ARG:NH1	2.31	0.45

*Continued on next page...*



*Continued from previous page...*

Atom-1	Atom-2	Distance(Å)	Clash(Å)
1:AA:1057:G:C2	1:AA:1204:A:N3	2.85	0.45
25:DA:2815:C:O2'	52:D5:43:HIS:CD2	2.69	0.45
1:CA:600:C:H2'	1:CA:601:C:H6	1.81	0.45
26:DB:108:C:H5'	26:DB:109:G:P	2.56	0.45
1:AA:900:A:H2'	1:AA:901:A:C8	2.52	0.45
45:DY:27:VAL:O	45:DY:27:VAL:CG2	2.64	0.45
37:BQ:110:THR:HB	37:BQ:112:GLU:OE1	2.17	0.45
25:DA:658:C:H2'	25:DA:659:C:C6	2.52	0.45
26:DB:73:A:C4	26:DB:104:A:C2	3.05	0.45
12:AI:117:HIS:HB2	12:AI:121:ARG:HD2	1.97	0.45
1:AA:757:U:H2'	1:AA:758:G:O4'	2.16	0.45
25:BA:2533:A:H2'	25:BA:2534:A:O4'	2.17	0.45
7:CD:13:ARG:HH12	7:CD:36:ARG:HH11	1.65	0.45
1:CA:862:C:O2'	1:CA:863:U:H5'	2.16	0.45
1:AA:880:C:H2'	1:AA:881:G:H8	1.82	0.45
12:CI:97:LYS:N	12:CI:98:PRO:CD	2.80	0.45
29:DF:176:LEU:HD12	29:DF:177:ALA:N	2.31	0.45
16:CM:39:ILE:CG1	16:CM:56:LEU:HD21	2.34	0.45
40:BT:26:ASP:HB2	40:BT:90:GLN:O	2.16	0.45
40:BT:26:ASP:CB	40:BT:91:ARG:HA	2.45	0.45
38:DR:2:ARG:CZ	38:DR:2:ARG:N	2.80	0.45
27:DD:35:LYS:H	27:DD:36:PRO:HD2	1.81	0.45
1:CA:1305:G:H5''	24:CU:4:GLY:C	2.37	0.45
27:BD:31:LYS:HB3	27:BD:35:LYS:HG2	1.99	0.45
5:CB:211:ILE:O	5:CB:215:LEU:HB2	2.16	0.45
36:DP:125:VAL:HG22	36:DP:144:GLU:HB3	1.99	0.45
25:DA:2307:G:N3	25:DA:2307:G:H2'	2.32	0.45
33:BK:89:HIS:O	33:BK:90:LYS:HG3	2.17	0.45
25:DA:1799:G:C8	27:DD:181:GLU:OE1	2.61	0.45
5:CB:88:ALA:C	5:CB:90:MET:H	2.20	0.45
20:AQ:7:THR:HA	20:AQ:57:VAL:O	2.17	0.45
36:DP:58:THR:C	36:DP:61:ARG:NE	2.68	0.45
36:DP:59:LEU:HA	36:DP:61:ARG:NE	2.32	0.45
25:BA:1045:A:N6	25:BA:1111:A:H2'	2.32	0.45
31:DH:156:ALA:HA	31:DH:169:VAL:CG1	2.46	0.45
7:CD:105:VAL:O	7:CD:110:PHE:HB2	2.17	0.45
23:AT:56:MET:HG3	23:AT:84:LEU:HD11	1.99	0.45
1:CA:1529:G:H4'	1:CA:1530:G:OP2	2.17	0.45
25:BA:77:C:OP1	49:B2:3:LEU:HD11	2.17	0.45
10:AG:115:ARG:O	10:AG:119:ARG:HG3	2.17	0.45
1:CA:622:A:C8	1:CA:623:C:C5	3.04	0.45
25:DA:2335:A:O2'	25:DA:2336:A:H5''	2.17	0.45

*Continued on next page...*



*Continued from previous page...*

Atom-1	Atom-2	Distance(Å)	Clash(Å)
6:CC:78:GLY:HA3	6:CC:79:ARG:HH11	1.82	0.45
36:DP:105:LEU:H	36:DP:105:LEU:HD12	1.82	0.45
25:BA:1441:G:H2'	25:BA:1442:G:C8	2.51	0.45
1:CA:828:A:H5''	1:CA:859:A:C2	2.52	0.45
6:AC:78:GLY:HA3	6:AC:79:ARG:HH11	1.82	0.45
1:AA:1053:G:H4'	1:AA:1055:A:OP1	2.17	0.45
1:AA:323:U:O4'	23:AT:19:SER:HB2	2.17	0.45
1:AA:1324:A:H2'	1:AA:1325:C:H6	1.81	0.45
25:BA:2531:A:H5''	31:BH:157:TYR:CE2	2.52	0.45
8:AE:13:ILE:N	8:AE:13:ILE:HD12	2.32	0.45
35:DO:79:PHE:CD2	40:DT:72:VAL:HG22	2.52	0.45
1:CA:540:G:H2'	1:CA:541:G:O4'	2.15	0.45
51:B4:43:GLY:HA3	51:B4:61:VAL:H	1.82	0.45
25:DA:960:A:H5''	25:DA:961:C:OP2	2.16	0.45
25:DA:2039:C:H2'	25:DA:2040:C:H6	1.82	0.45
1:CA:19:C:H2'	1:CA:20:U:C6	2.52	0.45
1:AA:932:C:H2'	1:AA:933:G:C8	2.51	0.45
25:DA:2194:G:H2'	25:DA:2195:C:H6	1.82	0.45
25:DA:1162:G:O2'	42:DV:90:PRO:HG2	2.16	0.45
1:AA:716:A:H1'	14:AK:118:GLY:HA2	1.97	0.45
8:AE:36:ASP:O	8:AE:37:ARG:HB2	2.16	0.45
25:DA:1468:C:H2'	25:DA:1468(A):A:H8	1.81	0.45
15:AL:109:VAL:HG23	15:AL:119:TYR:HB3	1.99	0.45
48:B1:65:SER:OG	48:B1:66:HIS:HD2	2.00	0.45
1:AA:603:U:H2'	1:AA:604:G:H8	1.82	0.45
25:DA:2064:C:H2'	25:DA:2065:C:C6	2.52	0.45
25:BA:751:A:C6	25:BA:789:A:C5	3.05	0.45
25:BA:1530:G:C2	25:BA:1542:G:N2	2.85	0.45
36:BP:32:THR:O	36:BP:33:ARG:O	2.35	0.45
4:CY:357:LEU:HA	4:CY:357:LEU:HD12	1.83	0.45
35:DO:88:ASN:N	35:DO:94:ARG:HG2	2.31	0.45
25:BA:1210:A:C8	25:BA:1210:A:H5'	2.44	0.45
25:DA:2777:G:C5'	25:DA:2778:A:H5'	2.38	0.45
1:CA:1216:G:H5''	17:CN:5:ALA:HB2	1.98	0.45
18:AO:82:ILE:HD11	18:AO:87:ILE:C	2.38	0.45
4:CY:317:PRO:HD2	4:CY:322:SER:HB2	1.98	0.45
10:AG:23:VAL:O	10:AG:27:ILE:HG12	2.16	0.45
22:AS:33:THR:HG23	22:AS:51:VAL:HA	1.99	0.45
42:BV:2:PHE:CE2	42:BV:13:ARG:HB2	2.52	0.45
27:BD:270:ILE:C	27:BD:271:ILE:HG13	2.38	0.45
31:DH:17:VAL:HA	31:DH:25:LYS:O	2.16	0.45
32:DI:5:LEU:HD23	32:DI:5:LEU:N	2.29	0.45

*Continued on next page...*



*Continued from previous page...*

Atom-1	Atom-2	Distance(Å)	Clash(Å)
4:AY:83:GLN:O	4:AY:87:GLU:HG3	2.17	0.45
1:CA:1270:C:H2'	1:CA:1271:G:C8	2.52	0.45
38:BR:51:LEU:HD22	38:BR:70:LEU:HD21	1.99	0.45
25:BA:2871:C:H5''	25:BA:2872:G:OP1	2.17	0.45
25:BA:1161:C:O2'	42:BV:23:GLU:HG2	2.16	0.45
42:BV:8:GLY:HA3	42:BV:23:GLU:HB3	1.99	0.45
4:AY:203:VAL:HB	4:AY:328:VAL:HG22	1.99	0.45
16:CM:84:ILE:HG23	16:CM:86:CYS:H	1.81	0.45
3:AW:76:A:O3'	4:AY:253:PRO:HD3	2.17	0.45
5:AB:103:THR:HG23	5:AB:176:GLU:OE1	2.17	0.45
46:BZ:125:LEU:HB3	46:BZ:165:VAL:CG1	2.47	0.45
25:BA:270(K):C:C2'	25:BA:270(L):U:H2'	2.47	0.45
11:AH:109:ILE:HG12	11:AH:110:ALA:N	2.32	0.45
1:CA:515:G:C2	1:CA:537:G:C2	3.05	0.45
22:CS:28:LYS:HB3	22:CS:29:ARG:HH11	1.82	0.45
11:CH:42:GLU:HG3	11:CH:109:ILE:HD12	1.99	0.45
29:DF:53:THR:C	29:DF:55:GLY:N	2.69	0.45
7:AD:188:LEU:HA	7:AD:189:PRO:HD3	1.87	0.45
28:DE:11:MET:CB	28:DE:24:THR:HA	2.47	0.45
7:AD:68:TYR:CD2	7:AD:97:LEU:HD22	2.51	0.45
26:BB:50:G:OP2	39:BS:62:LYS:HE3	2.17	0.45
27:DD:148:GLU:HB2	27:DD:151:LYS:HD2	1.99	0.45
11:AH:4:ASP:HB2	11:AH:89:PRO:CG	2.47	0.45
1:CA:337:C:H2'	1:CA:338:A:H8	1.82	0.45
25:DA:500:G:N2	25:DA:502:A:H3'	2.32	0.45
9:AF:8:ILE:HG22	9:AF:10:LEU:HD12	1.99	0.45
25:DA:2026:C:C2	25:DA:2027:G:C8	3.05	0.45
25:DA:1263:U:H1'	52:D5:10:LYS:HG3	1.98	0.45
37:DQ:55:VAL:CG2	37:DQ:56:ARG:N	2.80	0.45
25:BA:1261:C:H2'	25:BA:1262:A:O5'	2.16	0.45
25:DA:2436:G:C5	25:DA:2437:U:C5	3.04	0.45
25:BA:531:C:H4'	25:BA:532:A:H5''	1.99	0.45
1:AA:372:C:H4'	1:AA:373:A:OP1	2.17	0.45
25:BA:1036:G:OP1	31:BH:59:ARG:HB2	2.17	0.45
32:BI:44:LEU:O	32:BI:48:GLU:HG2	2.16	0.45
25:BA:1439:A:C2	25:BA:1553:A:C4	3.05	0.45
25:BA:1461:G:O2'	25:BA:1462:C:H5'	2.17	0.45
1:AA:68(Y):C:H2'	1:AA:101:A:O4'	2.16	0.45
55:D8:17:THR:OG1	55:D8:21:LYS:HB2	2.17	0.45
1:CA:1096:C:H2'	1:CA:1097:C:H6	1.82	0.45
11:CH:106:GLY:C	11:CH:108:GLY:H	2.19	0.45
31:BH:126:PRO:HG2	31:BH:130:ARG:HD2	1.99	0.45

*Continued on next page...*



*Continued from previous page...*

Atom-1	Atom-2	Distance(Å)	Clash(Å)
25:DA:176:G:O2'	25:DA:177:G:H5'	2.16	0.45
25:DA:1461:G:O2'	25:DA:1462:C:H5'	2.17	0.45
25:BA:2064:C:H2'	25:BA:2065:C:C6	2.52	0.45
1:AA:145:G:H2'	1:AA:146:G:H8	1.82	0.45
7:AD:60:GLU:HG2	7:AD:202:LEU:HB2	1.99	0.45
25:DA:1925:C:O2'	25:DA:1926:U:H5'	2.17	0.45
29:BF:32:LEU:C	29:BF:32:LEU:HD23	2.37	0.45
4:AY:119:LEU:C	4:AY:119:LEU:HD23	2.37	0.45
42:DV:100:ARG:O	42:DV:100:ARG:HG3	2.17	0.45
26:DB:52:A:C5	26:DB:53:A:C8	3.05	0.45
25:BA:451:C:H4'	29:BF:52:LYS:NZ	2.33	0.45
6:CC:121:ALA:HB1	6:CC:188:LEU:O	2.16	0.45
25:BA:1141:U:OP2	34:BN:86:THR:OG1	2.35	0.44
28:DE:111:ARG:C	38:DR:2:ARG:HG3	2.38	0.44
1:CA:509:A:C3'	1:CA:509:A:OP2	2.59	0.44
25:BA:2202(C):G:N2	25:BA:2202(D):G:H5'	2.31	0.44
25:BA:2794(C):C:H5"	25:BA:2794(D):A:OP2	2.17	0.44
49:D2:12:GLU:O	49:D2:14:ARG:N	2.50	0.44
29:DF:185:ASP:HA	29:DF:188:ARG:CD	2.40	0.44
34:BN:94:ILE:HA	34:BN:109:PRO:HA	1.98	0.44
25:BA:380:U:H2'	25:BA:381:G:C8	2.52	0.44
20:CQ:7:THR:HA	20:CQ:57:VAL:O	2.17	0.44
25:DA:1657:C:O2'	25:DA:1658:C:H5'	2.17	0.44
32:BI:63:ALA:HA	32:BI:66:GLU:CD	2.37	0.44
28:DE:203:LYS:HE3	28:DE:204:ALA:HB2	1.99	0.44
32:DI:58:LEU:C	32:DI:60:GLU:H	2.21	0.44
25:BA:1578:U:C2'	25:BA:1579:A:H5'	2.47	0.44
4:CY:83:GLN:O	4:CY:87:GLU:HG3	2.17	0.44
37:BQ:75:THR:HA	37:BQ:88:GLY:HA3	1.99	0.44
27:DD:25:THR:O	27:DD:26:LYS:C	2.55	0.44
27:BD:130:ALA:C	27:BD:131:LEU:HD23	2.37	0.44
7:CD:63:LYS:HE3	7:CD:63:LYS:HB2	1.74	0.44
43:DW:82:LEU:N	43:DW:82:LEU:HD12	2.32	0.44
1:CA:626:U:H2'	1:CA:627:G:H8	1.83	0.44
43:BW:82:LEU:N	43:BW:82:LEU:HD12	2.32	0.44
46:DZ:94:GLU:HB2	46:DZ:95:PRO:HD2	1.97	0.44
46:BZ:25:PRO:O	46:BZ:85:HIS:HA	2.17	0.44
38:BR:82:GLU:C	38:BR:85:PRO:HD2	2.37	0.44
4:CY:355:MET:O	4:CY:359:TRP:HB2	2.16	0.44
8:AE:79:GLU:HB3	8:AE:92:LYS:HG3	1.99	0.44
25:BA:1154:G:O5'	25:BA:1154:G:H8	2.00	0.44
30:DG:111:LEU:O	30:DG:114:ILE:HB	2.17	0.44

*Continued on next page...*



*Continued from previous page...*

Atom-1	Atom-2	Distance(Å)	Clash(Å)
25:DA:1063:G:H1'	33:DK:134:MET:HA	1.99	0.44
1:CA:353:A:C2'	1:CA:354:G:OP2	2.65	0.44
25:BA:2853:C:H2'	25:BA:2854:G:C8	2.52	0.44
25:DA:298:G:P	45:DY:85:VAL:HG22	2.57	0.44
11:AH:106:GLY:C	11:AH:108:GLY:H	2.20	0.44
25:BA:271(R):C:H42	25:BA:357(D):G:H1	1.64	0.44
25:DA:2781:A:H5''	25:DA:2782:G:H5'	1.99	0.44
1:CA:160:A:H1'	1:CA:344:A:N7	2.32	0.44
1:AA:895:G:C6	1:AA:896:C:C4	3.05	0.44
5:AB:231:GLU:CD	5:AB:232:PRO:HD2	2.37	0.44
11:CH:25:ASP:OD1	11:CH:60:ARG:HG3	2.16	0.44
25:DA:2738:A:H2'	25:DA:2739:U:O5'	2.17	0.44
25:BA:2019:A:O3'	41:BU:27:LEU:HD12	2.16	0.44
1:CA:924:C:O2'	1:CA:925:G:H5'	2.16	0.44
25:DA:2421:G:N7	55:D8:31:HIS:CE1	2.85	0.44
5:AB:88:ALA:C	5:AB:90:MET:H	2.20	0.44
1:AA:1418:A:C2	1:AA:1483:A:C2	3.05	0.44
25:DA:2035:G:H4'	25:DA:2036:C:OP2	2.16	0.44
44:BX:76:ARG:HB2	44:BX:76:ARG:NH1	2.32	0.44
12:AI:92:TYR:HD1	12:AI:92:TYR:HA	1.67	0.44
36:DP:122:PRO:O	36:DP:142:GLY:HA3	2.18	0.44
25:DA:686:G:H4'	25:DA:687:C:OP2	2.17	0.44
1:AA:558:G:H2'	1:AA:559:A:C2	2.52	0.44
41:DU:95:LEU:HD13	42:DV:4:ILE:HD12	1.99	0.44
29:BF:31:HIS:HB2	36:BP:13:ASN:HB3	1.99	0.44
25:DA:941:A:O3'	36:DP:35:HIS:HB2	2.16	0.44
29:DF:31:HIS:O	29:DF:34:TRP:HB3	2.17	0.44
36:DP:40:SER:O	36:DP:41:ARG:NE	2.46	0.44
25:DA:1188:U:H4'	42:DV:79:VAL:HG13	1.98	0.44
4:AY:89:MET:HE3	4:AY:101:LYS:HE2	1.99	0.44
1:CA:1126:U:OP2	1:CA:1281:U:O2	2.35	0.44
1:CA:216:G:C2	1:CA:217:C:N4	2.85	0.44
38:DR:67:LEU:CD2	38:DR:76:VAL:HG11	2.45	0.44
9:AF:37:VAL:CG1	9:AF:38:GLU:H	2.23	0.44
30:BG:37:VAL:O	30:BG:94:LEU:HD23	2.16	0.44
8:AE:135:THR:O	8:AE:138:ALA:HB3	2.17	0.44
1:AA:1230:C:O2'	1:AA:1231:G:H5'	2.17	0.44
8:CE:135:THR:O	8:CE:138:ALA:HB3	2.16	0.44
1:AA:818:G:HO2'	1:AA:819:A:H5'	1.82	0.44
37:DQ:37:LEU:O	37:DQ:99:PRO:HB3	2.18	0.44
28:DE:130:GLY:O	28:DE:131:ALA:CB	2.63	0.44
43:BW:8:ARG:O	43:BW:9:TYR:HB2	2.17	0.44

*Continued on next page...*



*Continued from previous page...*

Atom-1	Atom-2	Distance(Å)	Clash(Å)
48:D1:54:ALA:H	48:D1:78:LYS:HZ1	1.62	0.44
42:BV:7:THR:HG23	42:BV:22:VAL:HG11	1.99	0.44
1:CA:447:G:H2'	1:CA:485:G:H22	1.83	0.44
1:AA:622:A:C8	1:AA:623:C:C5	3.05	0.44
25:BA:1126:A:H4'	25:BA:1127:A:O5'	2.17	0.44
12:AI:5:TYR:HA	12:AI:17:VAL:O	2.17	0.44
22:CS:29:ARG:HD3	22:CS:48:THR:HB	1.98	0.44
1:CA:938:A:C2	1:CA:1376:U:H1'	2.52	0.44
6:CC:134:ILE:HG23	6:CC:151:VAL:HB	1.99	0.44
36:DP:6:LEU:CG	36:DP:8:PRO:HD2	2.47	0.44
30:BG:130:ASN:OD1	30:BG:160:VAL:HG13	2.18	0.44
30:DG:133:LEU:HD23	30:DG:133:LEU:N	2.31	0.44
25:DA:1288:U:H1'	25:DA:1647:G:H21	1.82	0.44
25:DA:631:A:H2'	25:DA:632:A:O4'	2.17	0.44
42:BV:35:LEU:HB3	42:BV:37:VAL:HG23	1.99	0.44
26:BB:13:A:C2'	26:BB:14:U:H5''	2.47	0.44
10:AG:69:VAL:O	10:AG:71:PRO:HD3	2.17	0.44
25:BA:1485:G:O2'	25:BA:1486:A:H5'	2.17	0.44
25:BA:2862:G:C5	25:BA:2863:C:C5	3.05	0.44
4:AY:265:VAL:HA	4:AY:272:THR:HA	1.97	0.44
27:DD:77:ALA:HB2	27:DD:97:TYR:CD2	2.52	0.44
48:D1:83:GLU:HG2	48:D1:84:GLY:H	1.83	0.44
25:DA:132:G:H1	25:DA:147:U:H3	1.65	0.44
25:BA:30:G:C6	25:BA:31:C:C4	3.05	0.44
1:CA:1440:C:H2'	1:CA:1440(A):G:O4'	2.17	0.44
25:DA:842:G:N2	25:DA:937:U:C2	2.85	0.44
25:DA:2192:G:H2'	25:DA:2193:G:H8	1.81	0.44
33:BK:34:ILE:HA	33:BK:38:VAL:HG23	1.99	0.44
46:DZ:30:ASN:OD1	46:DZ:33:LEU:HB3	2.16	0.44
25:BA:2035:G:H4'	25:BA:2036:C:OP2	2.18	0.44
5:AB:52:GLU:O	5:AB:56:ARG:HG3	2.17	0.44
25:DA:2472:G:H2'	25:DA:2475:C:H42	1.83	0.44
1:CA:372:C:H4'	1:CA:373:A:OP1	2.18	0.44
3:AW:30:G:N2	3:AW:31:G:H1'	2.33	0.44
25:BA:926:A:H2'	25:BA:928:G:H8	1.82	0.44
1:CA:491:G:H2'	1:CA:492:G:H8	1.82	0.44
25:DA:2749:A:H4'	31:DH:62:LYS:HB3	2.00	0.44
25:DA:2019:A:O3'	41:DU:27:LEU:HD12	2.17	0.44
25:BA:2709:G:O2'	25:BA:2710:C:H5'	2.18	0.44
34:DN:154:GLN:NE2	34:DN:155:ALA:HB3	2.32	0.44
25:BA:2436:G:C5	25:BA:2437:U:C5	3.05	0.44
25:DA:412:A:H2'	25:DA:412:A:N3	2.32	0.44

*Continued on next page...*



*Continued from previous page...*

Atom-1	Atom-2	Distance(Å)	Clash(Å)
27:BD:171:ASP:N	27:BD:171:ASP:OD2	2.50	0.44
6:CC:179:ARG:O	6:CC:179:ARG:HG3	2.17	0.44
1:AA:19:C:H2'	1:AA:20:U:C6	2.52	0.44
7:CD:55:ALA:O	7:CD:59:ARG:HG2	2.16	0.44
25:DA:1141:U:OP2	34:DN:86:THR:OG1	2.36	0.44
1:AA:1126:U:OP2	1:AA:1281:U:O2	2.36	0.44
54:B7:19:ARG:HB3	54:B7:19:ARG:NH1	2.32	0.44
27:DD:35:LYS:O	27:DD:64:ILE:HG13	2.18	0.44
36:BP:86:LYS:HG3	36:BP:87:ASP:N	2.32	0.44
32:DI:91:SER:OG	32:DI:92:VAL:N	2.51	0.44
36:BP:144:GLU:N	36:BP:144:GLU:OE1	2.50	0.44
36:BP:148:LEU:HD22	36:BP:149:GLU:H	1.82	0.44
34:DN:92:GLN:O	34:DN:94:ILE:HG23	2.17	0.44
25:BA:1614:A:C6	43:BW:87:PRO:HA	2.52	0.44
33:DK:109:LYS:O	33:DK:112:MET:HG2	2.17	0.44
32:DI:77:LEU:HD21	32:DI:101:LEU:HD13	1.99	0.44
7:CD:29:PRO:HG2	7:CD:30:LYS:NZ	2.33	0.44
1:CA:1505:G:H5''	1:CA:1506:U:OP1	2.17	0.44
10:CG:24:THR:O	10:CG:27:ILE:HB	2.17	0.44
32:DI:40:THR:HG23	32:DI:43:ASN:HB2	1.98	0.44
15:CL:45:LYS:HB2	15:CL:91:ASP:O	2.17	0.44
4:AY:87:GLU:HB3	4:AY:88:LEU:HD22	1.99	0.44
1:AA:956:U:H2'	1:AA:956:U:O2	2.17	0.44
31:DH:13:LYS:CD	31:DH:14:GLY:N	2.81	0.44
31:BH:31:GLY:O	31:BH:79:VAL:HG11	2.18	0.44
16:AM:84:ILE:HG23	16:AM:86:CYS:H	1.83	0.44
25:BA:2335:A:O2'	25:BA:2336:A:H5''	2.17	0.44
5:AB:197:VAL:HB	5:AB:200:ILE:HG12	2.00	0.44
25:BA:2564:A:OP1	25:BA:2648:C:H4'	2.17	0.44
4:AY:227:VAL:HG11	4:AY:308:LEU:HD21	1.97	0.44
6:AC:79:ARG:HH12	6:AC:82:GLU:HB2	1.82	0.44
25:DA:1327:C:H2'	25:DA:1328:G:O4'	2.16	0.44
1:AA:620:C:C2	7:AD:135:LEU:HD23	2.52	0.44
25:BA:903:C:H2'	25:BA:904:C:C6	2.53	0.44
15:CL:40:ARG:HG2	15:CL:41:THR:H	1.82	0.44
25:DA:1063:G:O2'	33:DK:134:MET:HA	2.18	0.44
11:AH:112:LEU:HA	11:AH:134:ILE:HG12	1.99	0.44
25:BA:357:A:H2'	25:BA:357(A):U:C6	2.52	0.44
1:AA:154:C:H2'	1:AA:155:C:C6	2.52	0.44
42:BV:61:VAL:CG2	42:BV:61:VAL:O	2.65	0.44
7:AD:158:ILE:HA	7:AD:158:ILE:HD13	1.84	0.44
35:BO:80:ASP:OD2	40:BT:71:GLY:HA3	2.17	0.44

*Continued on next page...*



*Continued from previous page...*

Atom-1	Atom-2	Distance(Å)	Clash(Å)
55:B8:29:LYS:HD2	55:B8:44:LYS:HB2	2.00	0.44
25:BA:298:G:OP2	45:BY:85:VAL:HG22	2.16	0.44
23:CT:20:LEU:O	23:CT:24:LEU:HD23	2.18	0.44
7:AD:191:ARG:HD3	7:AD:200:GLU:OE1	2.17	0.44
4:AY:348:ASN:O	4:AY:351:ASP:HB3	2.16	0.44
25:BA:132:G:H1	25:BA:147:U:H3	1.65	0.44
41:BU:79:PHE:CZ	41:BU:83:LEU:HD11	2.52	0.44
40:DT:9:LEU:HD23	40:DT:9:LEU:O	2.17	0.44
1:AA:1516:G:N1	1:AA:1519:A:OP2	2.49	0.44
25:BA:984:A:H5''	25:BA:985:C:H5	1.82	0.44
29:DF:150:GLY:HA2	29:DF:172:TRP:CE3	2.52	0.44
41:BU:92:ARG:O	41:BU:93:LYS:C	2.56	0.44
25:BA:2056:G:H1	52:B5:4:HIS:HA	1.82	0.44
25:BA:1540:G:H2'	25:BA:1541:U:O4'	2.18	0.44
29:BF:31:HIS:O	29:BF:34:TRP:HB3	2.18	0.44
15:AL:82:VAL:HG22	15:AL:99:ILE:HD11	2.00	0.44
1:CA:1102:A:C5	1:CA:1103:C:C4	3.06	0.44
49:D2:46:GLN:HB2	49:D2:49:LYS:HZ3	1.82	0.44
7:CD:19:LEU:O	7:CD:21:LEU:HG	2.18	0.44
35:BO:88:ASN:N	35:BO:94:ARG:HG2	2.32	0.44
25:DA:1310:G:OP2	54:D7:9:ARG:CZ	2.66	0.44
8:CE:76:ILE:CG2	8:CE:93:PRO:HG3	2.38	0.44
27:BD:33:LEU:O	27:BD:35:LYS:N	2.44	0.44
12:AI:28:VAL:CG1	12:AI:65:VAL:HG12	2.47	0.44
47:D0:32:ARG:HB3	47:D0:32:ARG:HH11	1.81	0.44
34:BN:117:HIS:HA	34:BN:118:PRO:HD3	1.81	0.44
1:CA:1324:A:H2'	1:CA:1325:C:H6	1.83	0.44
25:DA:1217:C:OP1	41:DU:15:LYS:NZ	2.47	0.44
7:CD:25:ARG:C	7:CD:27:TYR:H	2.20	0.44
25:DA:2306:C:H4'	30:DG:136:ARG:HH22	1.82	0.44
26:BB:8:U:H3	26:BB:112:G:H1	1.65	0.44
26:DB:9:G:C6	26:DB:112:G:C6	3.06	0.44
48:B1:86:SER:HA	48:B1:89:GLU:OE2	2.17	0.44
31:BH:21:PRO:HG2	31:BH:23:ARG:NH1	2.32	0.44
32:BI:58:LEU:C	32:BI:60:GLU:H	2.21	0.44
1:AA:1189:C:H5''	6:AC:5:ILE:HG21	1.98	0.44
28:DE:203:LYS:HD2	28:DE:203:LYS:O	2.17	0.44
22:CS:33:THR:HG23	22:CS:51:VAL:HA	1.99	0.44
1:CA:1269:A:H5''	24:CU:24:ARG:NH1	2.32	0.44
31:BH:17:VAL:HA	31:BH:25:LYS:O	2.18	0.44
37:BQ:37:LEU:C	37:BQ:99:PRO:HB3	2.38	0.44
25:BA:910:A:C6	37:BQ:13:GLN:HG3	2.52	0.44

*Continued on next page...*



*Continued from previous page...*

Atom-1	Atom-2	Distance(Å)	Clash(Å)
1:AA:626:U:H2'	1:AA:627:G:H8	1.82	0.44
27:BD:136:ILE:HA	27:BD:137:PRO:HD3	1.86	0.44
30:BG:135:LEU:HD23	30:BG:140:ILE:HD11	2.00	0.44
34:DN:118:PRO:O	34:DN:121:VAL:HG13	2.18	0.44
40:DT:57:PHE:O	40:DT:58:ASN:C	2.55	0.44
9:CF:11:ASN:HB2	9:CF:86:ARG:NH2	2.32	0.44
1:CA:515:G:H2'	1:CA:516:U:O4'	2.18	0.44
42:DV:25:LEU:H	42:DV:92:THR:HG21	1.82	0.44
25:BA:2023:G:H4'	25:BA:2617:C:O3'	2.18	0.44
26:BB:63:G:H2'	26:BB:64:C:H6	1.83	0.44
1:AA:1327:C:OP1	24:AU:21:TYR:HD1	2.00	0.44
13:AJ:49:VAL:HG13	17:AN:41:ARG:HB2	2.00	0.44
27:DD:112:GLN:O	27:DD:115:GLN:HG3	2.18	0.44
6:CC:22:TRP:HB2	6:CC:23:TYR:H	1.61	0.44
1:AA:1234:C:O2'	1:AA:1235:U:H5'	2.18	0.44
1:AA:1440(J):C:O2'	1:AA:1440(K):G:C2	2.68	0.44
25:DA:2852:G:C2	25:DA:2853:C:C2	3.05	0.44
11:CH:112:LEU:HA	11:CH:134:ILE:HG12	1.99	0.44
31:BH:12:PRO:HB2	31:BH:49:VAL:HA	1.98	0.44
25:DA:242:G:C6	55:D8:5:LYS:HE2	2.53	0.44
25:DA:176:G:C2'	25:DA:177:G:H5'	2.48	0.44
25:DA:2259:G:C2	25:DA:2282:G:C6	3.05	0.44
1:CA:1516:G:N1	1:CA:1519:A:OP2	2.49	0.44
5:CB:231:GLU:CD	5:CB:232:PRO:HD2	2.38	0.44
1:AA:648:A:O2'	1:AA:649:G:H5'	2.17	0.44
19:CP:45:THR:HB	19:CP:46:PRO:HD2	1.98	0.44
37:BQ:62:GLY:HA2	46:BZ:116:VAL:HG21	1.98	0.44
36:DP:96:THR:O	36:DP:100:LEU:HD23	2.16	0.44
25:BA:1411:C:H2'	25:BA:1412:A:C8	2.51	0.44
1:CA:300:A:H1'	1:CA:565:U:O2	2.17	0.44
25:DA:1439:A:C2	25:DA:1553:A:C4	3.05	0.44
29:BF:9:ILE:HG12	29:BF:9:ILE:O	2.17	0.44
1:CA:112:G:C2	1:CA:330:C:N4	2.85	0.44
15:AL:84:ILE:HD12	15:AL:84:ILE:HA	1.79	0.44
7:CD:21:LEU:HD12	7:CD:22:LYS:N	2.24	0.44
25:BA:2711:A:OP1	25:BA:2712(A):A:OP1	2.36	0.44
25:BA:1145:C:H2'	25:BA:1146:C:C6	2.53	0.44
40:BT:90:GLN:HE21	40:BT:90:GLN:CA	2.25	0.44
35:DO:88:ASN:OD1	35:DO:89:ASN:N	2.51	0.44
27:DD:36:PRO:HA	27:DD:62:TYR:O	2.17	0.44
1:AA:216:G:C2	1:AA:217:C:N4	2.86	0.44
36:BP:112:LEU:H	36:BP:128:HIS:HD2	1.61	0.44

*Continued on next page...*



*Continued from previous page...*

Atom-1	Atom-2	Distance(Å)	Clash(Å)
49:B2:12:GLU:O	49:B2:14:ARG:N	2.50	0.44
1:AA:981:U:H5'	17:AN:21:TYR:CE1	2.52	0.44
30:DG:37:VAL:O	30:DG:94:LEU:HD23	2.17	0.44
36:DP:146:VAL:HG13	36:DP:147:LEU:N	2.33	0.44
25:DA:2731:G:C6	25:DA:2732:G:C6	3.05	0.44
34:BN:35:ARG:HH21	34:BN:160:LYS:HD2	1.83	0.44
31:DH:126:PRO:HG2	31:DH:130:ARG:HD2	1.98	0.44
25:BA:2809:A:C2	25:BA:2892:A:N3	2.86	0.44
25:BA:340:A:H2'	25:BA:341:G:O4'	2.17	0.44
4:AY:77:SER:CB	4:AY:110:LYS:HZ1	2.31	0.44
1:AA:634:C:H2'	1:AA:635:G:C8	2.46	0.44
46:BZ:141:VAL:HG13	46:BZ:141:VAL:O	2.18	0.44
38:BR:70:LEU:H	38:BR:70:LEU:HG	1.57	0.44
37:DQ:52:VAL:HG23	46:DZ:183:LEU:HD13	1.98	0.44
6:CC:36:ASP:HA	6:CC:39:ILE:HD12	1.99	0.44
53:B6:36:LEU:HA	53:B6:49:HIS:O	2.18	0.44
1:CA:46:G:O2'	1:CA:365:U:H1'	2.17	0.44
7:AD:166:LYS:O	7:AD:168:ARG:N	2.43	0.44
21:CR:31:LEU:CD2	21:CR:31:LEU:H	2.29	0.44
5:CB:97:TRP:CE2	5:CB:101:MET:HG3	2.52	0.44
5:AB:70:PHE:O	5:AB:71:VAL:HG13	2.18	0.44
48:D1:48:LYS:HE3	48:D1:50:ARG:HH12	1.83	0.44
46:DZ:92:SER:HB2	46:DZ:94:GLU:OE2	2.18	0.44
13:AJ:55:LYS:O	13:AJ:55:LYS:HD2	2.17	0.44
25:DA:1567:A:C8	27:DD:84:TYR:CE2	3.06	0.44
25:DA:2244:U:C2'	25:DA:2245:U:H5'	2.48	0.44
25:DA:247:G:H4'	25:DA:386:G:C5	2.52	0.44
1:CA:255:G:C4	1:CA:256:U:C5	3.05	0.44
1:AA:830:G:C2	1:AA:831:U:C2	3.05	0.44
34:DN:53:ILE:O	34:DN:57:LEU:HD22	2.17	0.44
41:BU:27:LEU:HD22	41:BU:31:SER:CB	2.48	0.44
25:DA:222:A:H4'	25:DA:223:A:OP2	2.17	0.44
28:BE:1:MET:O	28:BE:84:PHE:HB2	2.18	0.44
31:BH:55:PRO:HG2	31:BH:61:HIS:CD2	2.52	0.44
25:DA:984:A:H5''	25:DA:985:C:H5	1.81	0.44
12:AI:97:LYS:N	12:AI:98:PRO:CD	2.80	0.44
25:DA:30:G:C6	25:DA:31:C:C4	3.05	0.44
1:CA:294:U:C2	1:CA:295:C:C5	3.05	0.44
40:DT:20:PRO:HD2	40:DT:86:ILE:HG23	2.00	0.44
1:CA:5:U:H5	7:CD:86:LYS:HE3	1.82	0.44
16:CM:24:GLY:O	16:CM:25:ILE:HD13	2.18	0.44
45:BY:87:LYS:HB3	45:BY:87:LYS:HE2	1.87	0.44

*Continued on next page...*



*Continued from previous page...*

Atom-1	Atom-2	Distance(Å)	Clash(Å)
28:BE:14:ILE:HD12	28:BE:14:ILE:C	2.38	0.44
10:AG:38:LEU:O	10:AG:42:ILE:HG13	2.18	0.44
25:DA:111:A:O2'	25:DA:112:U:H5'	2.17	0.44
50:B3:40:THR:OG1	50:B3:43:ILE:HD13	2.17	0.44
48:B1:60:PHE:CD1	48:B1:91:LYS:HE3	2.52	0.44
25:BA:941:A:O3'	36:BP:35:HIS:HB2	2.17	0.44
13:AJ:5:ARG:HG3	13:AJ:73:ASP:OD1	2.17	0.44
25:DA:330:A:O2'	25:DA:331:A:H8	1.99	0.44
40:BT:24:PRO:HB2	40:BT:99:LEU:HD11	1.99	0.44
6:AC:11:ARG:O	6:AC:14:ILE:O	2.35	0.44
28:BE:111:ARG:C	38:BR:2:ARG:HG3	2.37	0.44
31:BH:52:VAL:HG12	31:BH:65:HIS:NE2	2.33	0.44
1:AA:216:G:C2	1:AA:217:C:C4	3.06	0.44
1:CA:500:G:H1	1:CA:545:C:H42	1.65	0.44
20:CQ:37:LYS:O	20:CQ:38:ARG:HD2	2.17	0.44
49:D2:7:ARG:HA	49:D2:10:LEU:HD12	1.99	0.44
38:DR:11:ASN:O	38:DR:12:ARG:CB	2.66	0.44
25:BA:2287:A:C5	25:BA:2289:G:C5	3.06	0.44
39:BS:34:HIS:ND1	39:BS:54:LEU:HB2	2.32	0.44
1:AA:545:C:H5'	7:AD:72:GLU:HG3	1.99	0.44
36:DP:144:GLU:OE1	36:DP:144:GLU:N	2.51	0.44
39:DS:34:HIS:ND1	39:DS:54:LEU:HB2	2.31	0.44
9:CF:37:VAL:CG1	9:CF:38:GLU:H	2.25	0.44
25:BA:394:A:C2'	25:BA:395:U:H5'	2.48	0.44
31:DH:125:VAL:HG12	31:DH:127:GLU:O	2.18	0.44
49:B2:42:GLY:O	49:B2:44:LEU:N	2.50	0.44
35:BO:48:PRO:C	35:BO:49:ARG:HG2	2.38	0.44
42:BV:79:VAL:CG1	42:BV:79:VAL:O	2.64	0.44
38:BR:48:VAL:C	38:BR:50:HIS:H	2.20	0.44
25:BA:528:A:C8	25:BA:528:A:C3'	2.99	0.44
11:CH:10:LEU:HD22	11:CH:83:ILE:HD11	2.00	0.44
40:DT:62:THR:HB	40:DT:75:ILE:HD12	2.00	0.44
5:AB:97:TRP:CE2	5:AB:101:MET:HG3	2.53	0.44
1:AA:1009:G:H2'	1:AA:1010:G:C8	2.51	0.44
12:AI:5:TYR:CG	12:AI:6:GLY:N	2.86	0.44
11:AH:103:VAL:CG2	11:AH:110:ALA:HB2	2.48	0.44
4:AY:266:HIS:CG	4:AY:269:THR:HG1	2.34	0.44
25:DA:2023:G:H4'	25:DA:2617:C:O3'	2.18	0.44
35:DO:4:PRO:O	35:DO:5:GLN:CB	2.65	0.44
25:BA:27:G:C4	25:BA:512:G:N2	2.86	0.44
1:CA:602:A:N1	1:CA:637:G:C6	2.86	0.44
27:DD:79:VAL:HG21	27:DD:111:LEU:HD21	2.00	0.44

*Continued on next page...*



*Continued from previous page...*

Atom-1	Atom-2	Distance(Å)	Clash(Å)
25:BA:999:U:H5''	25:BA:1154:G:O6	2.18	0.44
1:AA:883:C:C2'	1:AA:884:U:H5'	2.47	0.44
27:BD:112:GLN:O	27:BD:115:GLN:HG3	2.17	0.44
1:CA:1233:G:N2	1:CA:1234:C:C2	2.86	0.44
44:DX:24:GLY:HA3	44:DX:82:GLN:NE2	2.33	0.44
1:CA:692:U:O2	1:CA:694:A:C8	2.70	0.44
25:BA:2025:C:C2	25:BA:2026:C:C5	3.06	0.44
25:BA:2025:C:H2'	25:BA:2026:C:H6	1.83	0.44
6:CC:29:TYR:CD2	17:CN:36:PHE:CE1	3.05	0.44
25:BA:1262:A:N3	52:B5:10:LYS:HE3	2.33	0.44
37:BQ:55:VAL:CG2	37:BQ:56:ARG:N	2.81	0.44
1:CA:1294:G:H2'	1:CA:1295:G:C8	2.51	0.44
30:BG:148:MET:HA	30:BG:148:MET:HE3	1.99	0.44
25:DA:2258:C:H4'	25:DA:2259:G:OP2	2.18	0.44
1:CA:299:G:H2'	1:CA:300:A:C8	2.53	0.44
1:AA:129(A):G:N2	1:AA:186(I):U:H5''	2.32	0.44
36:BP:55:ARG:HG3	36:BP:56:SER:N	2.33	0.44
25:BA:445:C:O2'	25:BA:446:G:H5'	2.18	0.44
42:DV:55:ALA:HB1	42:DV:101:GLY:HA3	2.00	0.44
25:DA:2729:G:H1'	28:DE:187:ALA:CB	2.47	0.44
12:AI:26:VAL:HG22	12:AI:61:ALA:HB3	2.00	0.44
25:DA:1845:G:O2'	25:DA:1846:G:H5'	2.18	0.44
1:AA:750:G:C2	1:AA:751:U:C6	3.06	0.44
48:B1:23:LYS:HG3	48:B1:25:LYS:HE2	1.99	0.44
47:B0:31:VAL:HG11	47:B0:67:VAL:HG23	1.99	0.44
3:AW:49:G:C6	3:AW:50:U:C4	3.06	0.44
6:AC:179:ARG:HG3	6:AC:179:ARG:O	2.18	0.44
5:CB:102:LEU:HD12	5:CB:102:LEU:N	2.33	0.44
1:AA:160:A:H1'	1:AA:344:A:C5	2.53	0.44
27:BD:75:ILE:HG21	27:BD:99:ASP:HB2	1.99	0.44
21:AR:37:VAL:O	21:AR:41:LYS:HB3	2.17	0.44
42:BV:4:ILE:HG22	42:BV:39:LEU:HD23	2.00	0.44
36:DP:30:THR:O	36:DP:32:THR:N	2.50	0.44
25:DA:2794(C):C:H5''	25:DA:2794(D):A:OP2	2.17	0.44
27:DD:34:VAL:C	27:DD:35:LYS:HD2	2.37	0.44
4:AY:317:PRO:HD2	4:AY:322:SER:HB2	2.00	0.44
32:DI:93:THR:H	32:DI:96:ASP:HB2	1.83	0.44
25:DA:628:G:C6	25:DA:629:G:C6	3.06	0.44
5:AB:211:ILE:O	5:AB:215:LEU:HD23	2.18	0.44
31:DH:21:PRO:HG2	31:DH:23:ARG:NH1	2.32	0.44
26:BB:86:G:H2'	26:BB:87:G:C8	2.53	0.44
35:DO:48:PRO:C	35:DO:49:ARG:HG2	2.38	0.44

*Continued on next page...*



*Continued from previous page...*

Atom-1	Atom-2	Distance(Å)	Clash(Å)
25:BA:2731:G:C6	25:BA:2732:G:C6	3.06	0.44
1:CA:1494:G:N2	25:DA:1912:A:C2	2.86	0.44
8:CE:80:ILE:HD11	8:CE:91:LEU:HD12	1.98	0.44
40:DT:77:PRO:O	40:DT:83:ILE:HD11	2.18	0.44
25:DA:2473:U:H2'	25:DA:2474:C:H5'	1.99	0.44
23:CT:102:GLY:C	23:CT:104:LEU:H	2.21	0.44
52:D5:6:VAL:HG22	52:D5:7:PRO:CD	2.44	0.44
25:DA:2016:U:H1'	52:D5:6:VAL:HG22	2.00	0.44
43:BW:9:TYR:H	43:BW:102:HIS:CD2	2.31	0.44
42:BV:22:VAL:CG1	42:BV:23:GLU:H	2.31	0.44
28:DE:117:MET:CE	28:DE:124:GLY:HA3	2.47	0.44
28:BE:51:PHE:HB3	28:BE:77:ILE:CG2	2.48	0.44
30:DG:135:LEU:HD23	30:DG:140:ILE:HD11	2.00	0.44
46:BZ:9:TYR:CZ	46:BZ:61:LEU:HD13	2.53	0.44
25:DA:27:G:C4	25:DA:512:G:N2	2.86	0.44
8:CE:79:GLU:HB3	8:CE:92:LYS:HG3	2.00	0.44
25:DA:747:U:C5	52:D5:2:ALA:HB3	2.52	0.44
37:BQ:43:THR:OG1	37:BQ:46:GLN:HG3	2.18	0.44
25:BA:1963:U:H2'	25:BA:1963:U:O2	2.18	0.44
25:DA:903:C:H2'	25:DA:904:C:C6	2.52	0.44
28:BE:11:MET:CB	28:BE:24:THR:HA	2.48	0.44
14:AK:27:ASN:OD1	14:AK:55:LYS:HB3	2.17	0.44
11:CH:4:ASP:HB2	11:CH:89:PRO:CG	2.47	0.44
1:AA:1263:C:O2'	1:AA:1264:C:H5'	2.18	0.44
32:BI:113:ARG:HD2	32:BI:131:LYS:O	2.18	0.44
1:CA:354:G:H2'	1:CA:354:G:N3	2.33	0.44
36:BP:85:LEU:HA	36:BP:88:LEU:CB	2.47	0.44
34:BN:154:GLN:NE2	34:BN:155:ALA:HB3	2.32	0.44
25:BA:2039:C:H2'	25:BA:2040:C:H6	1.82	0.44
28:DE:1:MET:O	28:DE:84:PHE:HB2	2.17	0.44
33:BK:101:TRP:CE2	33:BK:105:LEU:HD11	2.53	0.44
26:BB:117:G:C2	26:BB:118:G:N7	2.86	0.44
8:CE:36:ASP:O	8:CE:37:ARG:HB2	2.17	0.44
25:BA:1889:A:H2'	25:BA:1890:A:C8	2.52	0.44
25:DA:533:G:N3	41:DU:45:TYR:CE1	2.85	0.44
1:AA:505:G:C6	1:AA:535:A:C2	3.06	0.44
26:DB:117:G:C2	26:DB:118:G:N7	2.85	0.44
41:DU:62:ILE:HD11	41:DU:93:LYS:HG2	2.00	0.44
6:CC:15:THR:HG22	6:CC:16:ARG:N	2.32	0.44
25:DA:1210:A:H5'	25:DA:1210:A:C8	2.48	0.44
40:BT:24:PRO:HD3	40:BT:52:ILE:HD12	2.00	0.44
30:DG:19:LEU:HD11	30:DG:172:LEU:HG	1.99	0.44

*Continued on next page...*



*Continued from previous page...*

Atom-1	Atom-2	Distance(Å)	Clash(Å)
1:CA:216:G:C2	1:CA:217:C:C4	3.05	0.44
22:AS:44:MET:HA	22:AS:44:MET:CE	2.48	0.44
25:BA:81:G:N3	45:BY:2:ARG:NH2	2.65	0.44
49:D2:44:LEU:HD23	49:D2:44:LEU:HA	1.91	0.44
49:D2:42:GLY:O	49:D2:44:LEU:N	2.51	0.44
44:DX:62:LYS:C	44:DX:63:LYS:HD3	2.38	0.44
25:BA:1494:A:O2'	25:BA:1495:A:P	2.75	0.44
25:DA:483:A:C8	25:DA:484:C:C5	3.06	0.44
46:DZ:141:VAL:HG13	46:DZ:141:VAL:O	2.18	0.44
7:CD:105:VAL:HG22	7:CD:126:ILE:HG21	2.00	0.44
27:DD:25:THR:HG22	27:DD:82:ILE:H	1.81	0.44
27:BD:172:TYR:HD1	27:BD:185:VAL:C	2.21	0.44
37:BQ:52:VAL:HG23	46:BZ:183:LEU:HD13	1.98	0.44
7:CD:166:LYS:C	7:CD:166:LYS:HD2	2.38	0.44
4:AY:30:PHE:HE2	4:AY:364:TRP:CZ2	2.31	0.44
1:CA:1154:G:H2'	1:CA:1155:G:C8	2.51	0.44
22:AS:28:LYS:HB3	22:AS:29:ARG:HH11	1.83	0.44
25:DA:2335:A:C8	25:DA:2337:G:C5	3.06	0.44
32:DI:75:LEU:HD11	32:DI:105:HIS:NE2	2.33	0.44
1:CA:1298:C:C5	10:CG:114:ARG:NH1	2.86	0.44
7:CD:70:ILE:HG23	7:CD:75:PHE:HB2	2.00	0.44
14:CK:27:ASN:OD1	14:CK:55:LYS:HB3	2.18	0.44
36:DP:108:LYS:C	36:DP:110:TYR:N	2.71	0.44
1:AA:754:C:O2	1:AA:754:C:H3'	2.18	0.44
46:DZ:48:PHE:CE2	46:DZ:71:VAL:HG21	2.51	0.44
25:DA:1261:C:C2'	25:DA:1262:A:O5'	2.65	0.44
36:DP:135:LEU:HD11	36:DP:139:LYS:HD2	1.99	0.44
11:AH:20:TYR:HD1	11:AH:65:TYR:CD2	2.36	0.44
25:DA:2726:U:H6	35:DO:67:LYS:HZ3	1.65	0.44
25:BA:357(A):U:O2'	25:BA:357(B):A:H5'	2.18	0.44
38:BR:29:LEU:O	38:BR:75:LEU:HD21	2.17	0.44
1:AA:337:C:H2'	1:AA:338:A:H8	1.82	0.44
31:DH:12:PRO:HB2	31:DH:49:VAL:HA	2.00	0.44
26:BB:17:C:H2'	26:BB:18:G:O4'	2.17	0.44
5:AB:179:LYS:HA	11:AH:72:PRO:HG3	2.00	0.44
25:DA:1368:G:C2	25:DA:1369:G:C8	3.05	0.44
25:DA:460:A:H2'	25:DA:461:C:O4'	2.18	0.44
25:BA:414:C:H2'	25:BA:415:A:C8	2.53	0.44
24:CU:7:ARG:O	24:CU:8:THR:HG23	2.18	0.44
4:CY:142:ALA:HB2	4:CY:217:SER:HB2	1.99	0.44
15:CL:59:LEU:HD22	15:CL:59:LEU:N	2.32	0.44
8:CE:5:ASP:OD1	8:CE:5:ASP:N	2.51	0.44

*Continued on next page...*



*Continued from previous page...*

Atom-1	Atom-2	Distance(Å)	Clash(Å)
35:DO:39:ILE:O	35:DO:39:ILE:HG13	2.17	0.44
15:CL:81:VAL:HG12	15:CL:105:ASP:OD2	2.18	0.44
11:CH:16:ALA:O	11:CH:19:VAL:HG22	2.18	0.44
25:BA:2194:G:H2'	25:BA:2195:C:H6	1.82	0.44
25:BA:2093:G:O5'	32:BI:24:GLY:HA3	2.18	0.44
1:CA:558:G:H2'	1:CA:559:A:C2	2.52	0.44
25:DA:1542:G:P	25:DA:1542:G:H3'	2.58	0.44
31:DH:121:ILE:N	31:DH:121:ILE:HD12	2.32	0.44
36:BP:50:ARG:HG2	36:BP:50:ARG:NH2	2.32	0.44
36:DP:46:LYS:HB3	36:DP:52:GLU:HG3	1.99	0.44
6:CC:11:ARG:O	6:CC:14:ILE:O	2.35	0.44
50:D3:15:TYR:CE1	50:D3:53:LEU:HD11	2.53	0.44
6:AC:14:ILE:CG1	6:AC:15:THR:N	2.75	0.44
1:AA:1213:A:N6	1:AA:1215:G:N3	2.65	0.44
27:DD:31:LYS:HB3	27:DD:35:LYS:HG2	1.99	0.44
55:B8:32:LEU:HD23	55:B8:33:ASN:H	1.82	0.44
45:DY:81:LYS:HD3	45:DY:97:ARG:HB3	1.99	0.44
5:AB:167:PRO:O	5:AB:171:ALA:HB2	2.18	0.44
25:DA:2202(C):G:N3	25:DA:2202(C):G:C3'	2.78	0.44
18:CO:82:ILE:HD11	18:CO:87:ILE:C	2.38	0.44
38:DR:52:ILE:O	38:DR:55:ALA:HB3	2.18	0.44
17:CN:27:CYS:SG	17:CN:29:ARG:HB2	2.58	0.44
25:BA:2785:C:H2'	25:BA:2786:U:O4'	2.18	0.44
25:BA:2786:U:H4'	28:BE:65:GLY:O	2.18	0.44
43:BW:12:ILE:CD1	43:BW:17:VAL:HG12	2.48	0.44
1:CA:951:G:C6	1:CA:1231:G:C6	3.06	0.44
25:BA:850:C:O2'	50:B3:46:ASN:ND2	2.48	0.44
27:DD:270:ILE:C	27:DD:271:ILE:HG13	2.37	0.44
27:DD:270:ILE:O	27:DD:271:ILE:HG13	2.18	0.44
32:DI:63:ALA:HA	32:DI:66:GLU:CD	2.37	0.44
46:DZ:145:GLU:H	46:DZ:148:ASP:HB2	1.82	0.44
1:AA:913:A:H4'	1:AA:914:A:O5'	2.16	0.44
32:DI:12:LEU:N	32:DI:12:LEU:HD22	2.33	0.44
38:BR:48:VAL:C	38:BR:50:HIS:N	2.70	0.44
1:CA:436:C:H2'	1:CA:437:U:C6	2.48	0.44
1:CA:485:G:O2'	1:CA:486:U:OP2	2.33	0.44
25:BA:1343:G:N2	25:BA:1405:U:C2	2.86	0.44
9:CF:97:PHE:HD2	21:CR:31:LEU:HD21	1.83	0.44
7:CD:61:LYS:HA	7:CD:203:VAL:HG22	1.98	0.44
25:BA:2302:G:C2'	25:BA:2303:G:H5'	2.48	0.44
25:BA:1027:A:N6	25:BA:1126:A:C4	2.86	0.44
25:DA:1093:G:N2	25:DA:1097:U:H5	2.16	0.44

*Continued on next page...*



*Continued from previous page...*

Atom-1	Atom-2	Distance(Å)	Clash(Å)
25:DA:492:A:C2'	25:DA:493:G:H5'	2.48	0.44
21:AR:70:ILE:O	21:AR:74:ARG:HG3	2.18	0.44
25:BA:2400:G:N2	25:BA:2417:C:C2	2.86	0.44
6:CC:40:ARG:O	6:CC:44:GLU:HG2	2.17	0.44
47:B0:27:GLU:HG3	47:B0:68:GLU:HA	1.99	0.44
3:CW:17:C:H5'	3:CW:61:C:OP1	2.18	0.44
35:BO:79:PHE:CD2	40:BT:72:VAL:HG22	2.53	0.44
17:CN:54:PRO:C	17:CN:56:VAL:H	2.21	0.44
35:DO:22:ILE:HA	35:DO:22:ILE:HD13	1.76	0.44
25:BA:775:G:H4'	25:BA:776:G:O5'	2.18	0.44
6:CC:137:ALA:HA	6:CC:140:ARG:HE	1.83	0.44
25:BA:1261:C:C2'	25:BA:1262:A:O5'	2.66	0.44
1:CA:8:A:N7	7:CD:208:SER:HB2	2.33	0.44
50:D3:40:THR:OG1	50:D3:43:ILE:HD13	2.16	0.44
29:BF:72:ARG:O	29:BF:73:ALA:O	2.36	0.44
51:D4:43:GLY:HA3	51:D4:61:VAL:H	1.83	0.44
25:BA:270(Y):G:C2	25:BA:270(Z):U:O4	2.71	0.44
1:CA:277:C:OP1	20:CQ:41:LYS:HE3	2.18	0.44
25:BA:53:A:H2'	25:BA:54:G:O4'	2.17	0.44
29:BF:150:GLY:HA2	29:BF:172:TRP:CE3	2.53	0.44
40:BT:9:LEU:HD23	40:BT:9:LEU:O	2.17	0.44
1:AA:1223:C:P	1:AA:1224:G:H2'	2.58	0.44
25:DA:1834:U:H4'	25:DA:1969:A:C6	2.53	0.44
15:CL:53:LYS:HD2	15:CL:53:LYS:N	2.32	0.44
25:BA:1403:C:H2'	25:BA:1403:C:O2	2.16	0.44
25:DA:207:A:H2'	25:DA:208:C:O4'	2.18	0.44
1:CA:1223:C:P	1:CA:1224:G:H2'	2.58	0.44
25:DA:1899:G:H2'	25:DA:1900:A:OP2	2.18	0.43
41:BU:90:VAL:CG2	41:BU:91:ASP:N	2.71	0.43
36:BP:24:GLY:N	36:BP:33:ARG:NH1	2.66	0.43
15:CL:84:ILE:HD12	15:CL:98:HIS:O	2.18	0.43
45:BY:81:LYS:HD3	45:BY:97:ARG:HB3	1.99	0.43
27:BD:33:LEU:N	27:BD:33:LEU:HD23	2.34	0.43
25:DA:2287:A:H2	25:DA:2383:G:H21	1.65	0.43
34:BN:118:PRO:O	34:BN:121:VAL:HG13	2.18	0.43
11:AH:80:ILE:HD12	11:AH:80:ILE:N	2.24	0.43
32:BI:62:LYS:HE3	32:BI:136:VAL:HG21	1.99	0.43
22:AS:63:THR:HG22	22:AS:66:MET:CG	2.48	0.43
25:BA:1386:C:OP2	25:BA:1396:U:H5	2.01	0.43
15:AL:45:LYS:HB2	15:AL:91:ASP:O	2.17	0.43
22:CS:63:THR:H	22:CS:66:MET:HG3	1.82	0.43
25:DA:1818:U:H2'	27:DD:157:ARG:HG3	2.00	0.43

*Continued on next page...*



*Continued from previous page...*

Atom-1	Atom-2	Distance(Å)	Clash(Å)
25:DA:1566:A:OP1	27:DD:211:ARG:NH1	2.50	0.43
25:DA:2224:G:H4'	25:DA:2226:C:C2	2.53	0.43
28:DE:50:GLY:O	28:DE:51:PHE:HB2	2.18	0.43
42:BV:22:VAL:CG1	42:BV:23:GLU:N	2.80	0.43
40:BT:62:THR:HB	40:BT:75:ILE:HD12	1.99	0.43
9:AF:97:PHE:HD2	21:AR:31:LEU:HD21	1.83	0.43
9:CF:86:ARG:O	9:CF:87:ARG:HG2	2.18	0.43
48:B1:48:LYS:HE3	48:B1:50:ARG:HH12	1.82	0.43
25:BA:2865:U:C4	25:BA:2866:U:C4	3.06	0.43
1:AA:515:G:C2	1:AA:537:G:C2	3.06	0.43
1:CA:658:G:C6	1:CA:659:U:C4	3.05	0.43
1:CA:341:C:O2'	1:CA:342:C:H5'	2.18	0.43
30:DG:174:GLU:HG2	30:DG:180:PHE:CE1	2.52	0.43
30:DG:174:GLU:HG2	30:DG:180:PHE:HD1	1.83	0.43
13:AJ:50:ILE:HB	17:AN:41:ARG:NE	2.33	0.43
1:AA:602:A:N1	1:AA:637:G:C6	2.86	0.43
20:AQ:6:LEU:HG	20:AQ:59:ILE:HD11	2.00	0.43
3:AW:61:C:H2'	3:AW:62:C:C6	2.53	0.43
1:AA:1233:G:N2	1:AA:1234:C:C2	2.86	0.43
46:DZ:51:ALA:CB	46:DZ:57:ILE:HD11	2.48	0.43
8:CE:11:ILE:HG13	8:CE:31:LEU:HD22	1.99	0.43
20:AQ:11:VAL:HG23	20:AQ:85:VAL:HG13	2.00	0.43
25:BA:2026:C:C2	25:BA:2027:G:C8	3.06	0.43
1:AA:255:G:H2'	1:AA:256:U:C6	2.53	0.43
11:AH:20:TYR:HA	11:AH:65:TYR:CE2	2.52	0.43
33:BK:38:VAL:HG13	33:BK:41:PHE:HD2	1.82	0.43
36:BP:55:ARG:CG	36:BP:56:SER:N	2.81	0.43
25:DA:2533:A:H2'	25:DA:2534:A:O4'	2.17	0.43
1:AA:1112:C:C4	6:AC:178:LEU:HD23	2.53	0.43
9:CF:68:PRO:HG3	9:CF:71:ARG:NH2	2.33	0.43
25:DA:1709:U:C2	25:DA:1750:G:N2	2.85	0.43
7:CD:152:SER:HA	7:CD:155:LEU:HG	1.99	0.43
26:BB:52:A:C5	26:BB:53:A:C8	3.05	0.43
25:BA:207:A:H2'	25:BA:208:C:O4'	2.18	0.43
12:CI:79:LEU:HD23	12:CI:101:PHE:O	2.17	0.43
34:DN:36:TRP:HB2	34:DN:156:GLN:HB2	2.00	0.43
42:DV:33:VAL:O	42:DV:33:VAL:HG23	2.18	0.43
25:BA:1467:C:H42	25:BA:1525:G:H1	1.66	0.43
25:BA:1319:G:C6	25:BA:1320:C:N4	2.86	0.43
1:AA:1102:A:C5	1:AA:1103:C:C4	3.06	0.43
25:DA:941:A:O2'	36:DP:35:HIS:HB3	2.18	0.43
15:AL:85:ARG:HB2	15:AL:100:VAL:HG23	2.00	0.43

*Continued on next page...*



*Continued from previous page...*

Atom-1	Atom-2	Distance(Å)	Clash(Å)
25:DA:1506(A):A:O2'	25:DA:1506(C):A:H2	1.80	0.43
4:AY:97:ARG:HD3	4:AY:97:ARG:HA	1.80	0.43
3:AW:47:U:H6	3:AW:48:C:H5'	1.83	0.43
27:DD:94:LEU:C	27:DD:94:LEU:HD22	2.38	0.43
25:BA:2202(E):A:H1'	25:BA:2202(G):G:C6	2.53	0.43
5:CB:80:ILE:HG21	5:CB:211:ILE:HG22	2.00	0.43
48:D1:40:ARG:HG2	48:D1:41:ARG:N	2.32	0.43
31:DH:52:VAL:HG12	31:DH:65:HIS:NE2	2.33	0.43
36:DP:114:ILE:HD13	36:DP:125:VAL:CG2	2.48	0.43
45:BY:17:SER:CA	45:BY:71:LYS:HD2	2.47	0.43
29:BF:7:TYR:HB2	29:BF:8:GLN:NE2	2.34	0.43
40:DT:105:LEU:HA	40:DT:105:LEU:HD23	1.87	0.43
45:DY:71:LYS:HZ2	45:DY:71:LYS:HB2	1.82	0.43
25:DA:2785:C:H2'	25:DA:2786:U:O4'	2.18	0.43
25:BA:1349:A:N6	25:BA:1598:C:N4	2.65	0.43
32:DI:38:LEU:C	32:DI:40:THR:H	2.22	0.43
22:CS:50:ALA:CB	22:CS:57:HIS:HB3	2.43	0.43
1:AA:521:G:O2'	1:AA:522:C:H5'	2.19	0.43
1:AA:575:G:O2'	1:AA:821:G:H5'	2.18	0.43
25:DA:322:A:O4'	25:DA:340:A:H1'	2.18	0.43
31:BH:169:VAL:C	31:BH:170:ARG:HE	2.22	0.43
1:CA:374:A:C6	1:CA:375:U:C4	3.06	0.43
42:DV:22:VAL:CG1	42:DV:23:GLU:N	2.80	0.43
42:DV:7:THR:HG23	42:DV:22:VAL:HG11	2.00	0.43
30:DG:71:THR:N	30:DG:89:GLY:O	2.42	0.43
21:AR:31:LEU:CD2	21:AR:31:LEU:H	2.29	0.43
25:BA:556:G:H2'	25:BA:557:U:H6	1.83	0.43
25:DA:1283:G:N2	25:DA:1285:G:H3'	2.33	0.43
30:BG:100:TRP:O	30:BG:104:GLU:HG3	2.18	0.43
8:AE:98:THR:HG22	8:AE:99:GLY:N	2.33	0.43
4:AY:39:LEU:HD12	4:AY:39:LEU:C	2.38	0.43
38:DR:10:LEU:CB	38:DR:17:ARG:NE	2.81	0.43
25:DA:2864:G:O2'	25:DA:2865:U:H5'	2.18	0.43
12:CI:5:TYR:CG	12:CI:6:GLY:N	2.86	0.43
25:DA:311:A:C8	25:DA:332:A:N7	2.86	0.43
25:DA:2564:A:OP1	25:DA:2648:C:H4'	2.18	0.43
14:CK:21:ILE:HD13	14:CK:82:VAL:HG13	2.00	0.43
28:BE:116:VAL:CG2	28:BE:122:PHE:CD2	3.01	0.43
1:CA:919:A:O2'	1:CA:920:U:H5'	2.18	0.43
4:CY:190:TYR:CE1	4:CY:225:PRO:HD3	2.54	0.43
49:D2:15:LYS:HE2	49:D2:15:LYS:HA	2.00	0.43
25:BA:1487:G:C2	25:BA:1488:G:C8	3.06	0.43

*Continued on next page...*



*Continued from previous page...*

Atom-1	Atom-2	Distance(Å)	Clash(Å)
25:DA:2531:A:H5''	31:DH:157:TYR:CE2	2.53	0.43
34:BN:43:GLY:HA2	34:BN:84:ARG:CG	2.48	0.43
17:CN:51:GLY:C	17:CN:53:LEU:H	2.21	0.43
25:DA:999:U:H5''	25:DA:1154:G:O6	2.18	0.43
1:CA:1464:G:O2'	1:CA:1465:C:H5'	2.18	0.43
25:BA:335:C:H2'	25:BA:336:C:C6	2.53	0.43
38:BR:103:ARG:HH12	38:BR:110:PRO:HD3	1.83	0.43
19:CP:59:TRP:HA	19:CP:62:VAL:CG2	2.48	0.43
22:CS:20:LEU:HD23	22:CS:23:ASN:HD22	1.83	0.43
29:BF:108:LYS:HB3	29:BF:108:LYS:HE2	1.82	0.43
10:CG:101:LEU:O	10:CG:105:VAL:HG23	2.17	0.43
25:DA:357:A:H2'	25:DA:357(A):U:H6	1.84	0.43
25:BA:2532:G:C6	25:BA:2533:A:C6	3.07	0.43
25:BA:1035:U:H2'	25:BA:1036:G:C8	2.52	0.43
32:BI:44:LEU:HD23	32:BI:44:LEU:HA	1.83	0.43
40:DT:6:LEU:HA	40:DT:9:LEU:HB3	2.00	0.43
1:CA:1248:A:O2'	1:CA:1249:C:H5'	2.18	0.43
25:BA:222:A:H4'	25:BA:223:A:OP2	2.18	0.43
25:BA:2443:C:O2'	25:BA:2444:G:H5'	2.17	0.43
18:AO:35:ARG:HG2	18:AO:59:MET:CE	2.48	0.43
1:CA:423:G:H3'	1:CA:423:G:N3	2.33	0.43
38:BR:44:LEU:HD13	38:BR:44:LEU:C	2.38	0.43
39:DS:59:LYS:HB2	39:DS:60:GLY:H	1.49	0.43
41:BU:91:ASP:OD1	41:BU:96:ALA:HB2	2.18	0.43
41:DU:91:ASP:OD1	41:DU:96:ALA:HB2	2.17	0.43
50:B3:15:TYR:HB3	50:B3:19:GLN:NE2	2.34	0.43
40:BT:49:VAL:O	40:BT:49:VAL:HG13	2.19	0.43
40:DT:50:ILE:CD1	40:DT:99:LEU:HB2	2.47	0.43
1:CA:259:G:H1	1:CA:267:C:N4	2.14	0.43
22:CS:44:MET:HA	22:CS:44:MET:CE	2.48	0.43
22:AS:41:VAL:HB	22:AS:44:MET:SD	2.58	0.43
36:BP:89:ALA:C	36:BP:91:PHE:H	2.22	0.43
25:DA:780:G:N2	25:DA:783:A:H62	2.06	0.43
9:AF:94:GLN:HE21	21:AR:32:ARG:NH1	2.17	0.43
29:BF:199:TRP:CZ3	29:BF:203:GLN:HG3	2.53	0.43
31:BH:125:VAL:HG12	31:BH:127:GLU:O	2.18	0.43
17:AN:13:THR:N	17:AN:14:PRO:CD	2.81	0.43
15:AL:44:PRO:HA	15:AL:92:LEU:HD23	1.98	0.43
25:DA:1578:U:C2'	25:DA:1579:A:H5'	2.48	0.43
25:DA:1545:A:H2'	25:DA:1546:C:C5'	2.47	0.43
1:CA:1080:A:OP1	8:CE:47:LYS:HD2	2.18	0.43
5:CB:31:TYR:HB3	5:CB:42:ILE:CD1	2.49	0.43

*Continued on next page...*



*Continued from previous page...*

Atom-1	Atom-2	Distance(Å)	Clash(Å)
28:BE:203:LYS:HE3	28:BE:204:ALA:HB2	1.98	0.43
42:BV:66:ARG:HB2	42:BV:88:ARG:HD3	2.00	0.43
1:AA:1225:A:H4'	22:AS:78:ARG:HH11	1.84	0.43
32:BI:77:LEU:HD11	32:BI:101:LEU:HD13	2.00	0.43
32:BI:95:LYS:C	32:BI:97:ILE:H	2.22	0.43
25:DA:2516:G:C5	25:DA:2517:C:N4	2.86	0.43
45:BY:86:ARG:CZ	45:BY:95:LYS:HE3	2.48	0.43
12:CI:103:THR:HG22	12:CI:105:ASP:H	1.82	0.43
1:CA:620:C:N1	7:CD:135:LEU:HD23	2.34	0.43
30:BG:47:LYS:HA	30:BG:88:ILE:CG2	2.47	0.43
34:DN:119:GLU:N	34:DN:119:GLU:CD	2.70	0.43
1:AA:1154:G:H2'	1:AA:1155:G:C8	2.51	0.43
43:BW:57:ASN:O	43:BW:61:ASN:HB2	2.18	0.43
25:DA:2865:U:C4	25:DA:2866:U:C4	3.06	0.43
6:CC:79:ARG:NH1	6:CC:82:GLU:HB2	2.33	0.43
1:CA:349:A:O2'	1:CA:350:G:H5'	2.17	0.43
25:BA:1288:U:H1'	25:BA:1647:G:H21	1.82	0.43
40:BT:41:ARG:HB3	40:BT:41:ARG:HH11	1.83	0.43
1:CA:1480:G:C6	1:CA:1481:U:N3	2.86	0.43
8:AE:11:ILE:HG13	8:AE:31:LEU:HD22	2.01	0.43
20:AQ:23:VAL:CG2	20:AQ:42:TYR:HE1	2.30	0.43
25:BA:155(E):U:O2	25:BA:155(E):U:H3'	2.19	0.43
27:BD:148:GLU:HB2	27:BD:151:LYS:HD2	2.00	0.43
25:BA:2815:C:O2'	52:B5:43:HIS:HD2	2.00	0.43
1:AA:1464:G:O2'	1:AA:1465:C:H5'	2.18	0.43
25:BA:2852:G:C6	25:BA:2853:C:C4	3.06	0.43
26:DB:104:A:O4'	46:DZ:29:TYR:HE1	2.00	0.43
1:CA:160:A:H1'	1:CA:344:A:C5	2.53	0.43
41:DU:27:LEU:HD22	41:DU:31:SER:HB3	2.01	0.43
25:DA:991:C:H2'	25:DA:992:C:H6	1.83	0.43
1:CA:451:A:N7	1:CA:481:G:C6	2.87	0.43
44:BX:28:PHE:CE2	44:BX:92:LEU:HD11	2.53	0.43
25:BA:1759:A:H4'	25:BA:2715:C:O4'	2.18	0.43
29:DF:11:VAL:HG22	29:DF:125:LEU:HB2	1.99	0.43
25:DA:2052:G:O4'	28:DE:142:GLY:HA3	2.18	0.43
17:AN:26:ARG:NH1	17:AN:43:CYS:HB2	2.33	0.43
25:DA:1389:G:C2	25:DA:1399:C:O2	2.71	0.43
46:DZ:70:LEU:O	46:DZ:88:PHE:HA	2.18	0.43
1:CA:857:C:H2'	1:CA:858:G:O4'	2.19	0.43
27:DD:171:ASP:N	27:DD:171:ASP:OD2	2.50	0.43
11:CH:37:ARG:HB3	11:CH:37:ARG:NH1	2.34	0.43
14:AK:87:THR:O	14:AK:87:THR:HG22	2.17	0.43

*Continued on next page...*



*Continued from previous page...*

Atom-1	Atom-2	Distance(Å)	Clash(Å)
9:AF:68:PRO:HG3	9:AF:71:ARG:NH2	2.33	0.43
3:CW:49:G:C6	3:CW:50:U:C4	3.07	0.43
8:AE:136:MET:HB3	8:AE:140:ARG:HH21	1.83	0.43
9:CF:63:TYR:HD2	9:CF:63:TYR:N	2.16	0.43
1:CA:217:C:O2'	1:CA:218:C:H5'	2.17	0.43
47:B0:37:LEU:HD12	47:B0:51:VAL:HG13	2.00	0.43
25:DA:2202(F):U:O5'	25:DA:2202(F):U:H6	2.01	0.43
36:BP:125:VAL:O	36:BP:125:VAL:HG23	2.19	0.43
1:AA:55:A:N7	1:AA:56:U:N3	2.66	0.43
7:CD:9:CYS:HB3	7:CD:32:ALA:CB	2.49	0.43
1:AA:1171:G:H2'	1:AA:1172:C:C6	2.53	0.43
1:AA:17:U:H1'	1:AA:1080:A:N3	2.33	0.43
25:DA:2600:A:O2'	25:DA:2601:C:H5'	2.18	0.43
31:DH:169:VAL:C	31:DH:170:ARG:HE	2.21	0.43
17:CN:6:LEU:HB3	17:CN:23:ARG:NH2	2.32	0.43
32:BI:110:ASP:HA	32:BI:111:PRO:HD2	1.83	0.43
42:DV:22:VAL:CG1	42:DV:23:GLU:H	2.31	0.43
25:DA:1161:C:H1'	42:DV:8:GLY:O	2.19	0.43
34:BN:78:VAL:HB	34:BN:149:PRO:HB3	2.01	0.43
25:BA:2446:G:C3'	25:BA:2447:G:H5''	2.48	0.43
7:CD:31:CYS:C	7:CD:33:MET:N	2.71	0.43
25:BA:1459:G:N3	25:BA:1459:G:C2'	2.81	0.43
26:BB:6:C:O2'	26:BB:7:G:H5'	2.18	0.43
48:D1:57:GLU:HG2	48:D1:58:ILE:H	1.84	0.43
28:BE:144:ARG:HB3	28:BE:145:LYS:H	1.49	0.43
25:DA:1287:A:N7	38:DR:107:ASP:HB3	2.33	0.43
1:CA:1106:G:H2'	1:CA:1107:C:C6	2.53	0.43
11:AH:97:VAL:O	11:AH:100:ILE:HG13	2.18	0.43
16:AM:91:ARG:HH11	22:AS:81:ARG:HH12	1.64	0.43
30:DG:139:LEU:C	30:DG:141:PHE:H	2.21	0.43
25:BA:1784:A:H4'	25:BA:1785:A:C5'	2.48	0.43
1:AA:1351:U:O4'	10:AG:33:ASP:HB3	2.18	0.43
46:DZ:72:ARG:HD3	46:DZ:72:ARG:HA	1.75	0.43
25:BA:775:G:C4	25:BA:794:G:C8	3.07	0.43
44:BX:24:GLY:O	44:BX:83:VAL:HG22	2.17	0.43
25:DA:357(A):U:O2'	25:DA:357(B):A:H5'	2.18	0.43
21:CR:38:GLU:HA	21:CR:41:LYS:HE3	1.99	0.43
1:CA:19:C:H2'	1:CA:20:U:H6	1.82	0.43
1:CA:1516:G:H2'	1:CA:1517:G:H5'	2.00	0.43
1:CA:112:G:OP1	19:CP:27:LYS:HD2	2.17	0.43
8:CE:64:ARG:HG3	8:CE:65:ASN:N	2.33	0.43
25:BA:2662:A:H2'	25:BA:2663:G:O4'	2.18	0.43

*Continued on next page...*



*Continued from previous page...*

Atom-1	Atom-2	Distance(Å)	Clash(Å)
1:CA:186(E):C:C2	1:CA:186(M):G:N2	2.87	0.43
8:AE:64:ARG:HG3	8:AE:65:ASN:N	2.33	0.43
1:AA:857:C:H2'	1:AA:858:G:O4'	2.19	0.43
27:DD:75:ILE:HG21	27:DD:99:ASP:HB2	2.00	0.43
1:CA:39:G:C2	1:CA:40:C:C6	3.07	0.43
10:CG:64:GLN:HG2	10:CG:128:ALA:HB1	2.01	0.43
24:AU:5:ASP:C	24:AU:7:ARG:H	2.21	0.43
1:CA:1038:C:H2'	1:CA:1039:C:C6	2.54	0.43
25:BA:686:G:N2	25:BA:788:A:H61	2.16	0.43
26:BB:91:C:OP1	37:BQ:19:GLY:HA2	2.18	0.43
18:AO:26:GLU:HG2	18:AO:26:GLU:H	1.63	0.43
25:BA:1794:U:H2'	25:BA:1795:C:H6	1.83	0.43
25:BA:2554:U:C4	25:BA:2555:U:O4	2.71	0.43
7:AD:141:ARG:HB3	7:AD:141:ARG:NH1	2.32	0.43
18:AO:71:GLN:HB2	18:AO:78:TYR:CD1	2.53	0.43
42:BV:39:LEU:HD12	42:BV:47:VAL:HG11	2.00	0.43
7:CD:59:ARG:HA	7:CD:59:ARG:NE	2.12	0.43
28:DE:49:LEU:HD23	28:DE:81:ILE:CG1	2.48	0.43
1:AA:1305:G:OP2	1:AA:1305:G:C8	2.72	0.43
27:BD:35:LYS:O	27:BD:64:ILE:HG13	2.18	0.43
5:CB:187:LEU:HA	5:CB:201:ILE:O	2.18	0.43
49:D2:6:VAL:HG12	49:D2:10:LEU:HD11	1.99	0.43
1:AA:55:A:H2	32:DI:89:TYR:HH	1.65	0.43
48:D1:45:ASN:ND2	48:D1:47:GLN:HE21	2.15	0.43
1:CA:429:U:H4'	1:CA:430:A:O5'	2.19	0.43
11:CH:17:THR:CB	11:CH:78:GLN:HE22	2.32	0.43
39:DS:33:LYS:C	39:DS:34:HIS:HD2	2.22	0.43
1:AA:1505:G:H5''	1:AA:1506:U:OP1	2.19	0.43
25:BA:379:G:H22	48:B1:20:ARG:NH1	2.14	0.43
28:BE:130:GLY:O	28:BE:131:ALA:CB	2.63	0.43
40:BT:105:LEU:O	40:BT:107:ASP:OD1	2.36	0.43
1:CA:1493:A:H1'	4:CY:138:GLY:H	1.84	0.43
1:CA:1493:A:N1	25:DA:1913:A:H1'	2.33	0.43
1:CA:1494:G:H2'	1:CA:1495:U:H6	1.82	0.43
4:CY:137:ALA:O	4:CY:218:PHE:HD1	2.01	0.43
36:DP:57:THR:O	36:DP:58:THR:HG23	2.18	0.43
15:AL:52:ARG:NH1	15:AL:91:ASP:OD2	2.52	0.43
25:BA:1495:A:C8	25:BA:1495:A:OP1	2.72	0.43
25:DA:1271:G:H2'	25:DA:1618:A:OP1	2.18	0.43
25:DA:2809:A:C2	25:DA:2892:A:N3	2.86	0.43
25:BA:813:U:C4	36:BP:27:HIS:CE1	3.07	0.43
25:DA:910:A:C6	37:DQ:13:GLN:HG3	2.53	0.43

*Continued on next page...*



*Continued from previous page...*

Atom-1	Atom-2	Distance(Å)	Clash(Å)
46:BZ:108:PRO:HB3	46:BZ:144:LEU:O	2.19	0.43
19:CP:67:THR:HG22	19:CP:68:ASP:N	2.33	0.43
25:BA:1818:U:H2'	27:BD:157:ARG:HG3	2.00	0.43
28:BE:203:LYS:O	28:BE:203:LYS:HD2	2.19	0.43
11:CH:12:ARG:NH2	11:CH:27:PRO:HD3	2.33	0.43
25:DA:813:U:H2'	25:DA:814:C:C6	2.53	0.43
25:BA:1076:C:H2'	25:BA:1077:A:C4'	2.48	0.43
7:CD:57:ARG:NH2	8:CE:107:ARG:HD3	2.33	0.43
25:BA:2303:G:O4'	30:BG:126:ASP:HB3	2.19	0.43
43:DW:29:LEU:CD2	43:DW:33:ARG:HE	2.30	0.43
8:AE:153:LYS:HG3	8:AE:155:GLU:H	1.83	0.43
25:BA:2278:A:H5''	47:B0:12:ASN:HD21	1.83	0.43
4:AY:48:ASP:HA	4:AY:49:PRO:HD3	1.84	0.43
7:CD:43:HIS:O	7:CD:44:GLY:C	2.56	0.43
5:CB:178:ARG:HH22	5:CB:196:LEU:HA	1.84	0.43
13:CJ:55:LYS:HD2	13:CJ:55:LYS:O	2.17	0.43
1:AA:938:A:C2	1:AA:1376:U:H1'	2.54	0.43
27:BD:166:GLN:NE2	27:BD:166:GLN:CA	2.82	0.43
25:DA:185:U:H2'	25:DA:186:G:C8	2.53	0.43
25:DA:2331:G:H2'	25:DA:2332:U:O4'	2.18	0.43
6:AC:29:TYR:CB	17:AN:36:PHE:HE1	2.31	0.43
25:DA:1014:U:H2'	25:DA:1015:G:C8	2.52	0.43
1:AA:66:G:H4'	1:AA:173:U:C5	2.54	0.43
18:AO:8:LYS:HE2	18:AO:31:LEU:HD21	2.01	0.43
11:AH:20:TYR:HD1	11:AH:65:TYR:CE2	2.37	0.43
45:BY:11:ASP:H	45:BY:27:VAL:HG22	1.82	0.43
45:BY:27:VAL:O	45:BY:27:VAL:CG2	2.67	0.43
41:BU:69:CYS:SG	41:BU:79:PHE:HB2	2.57	0.43
1:AA:160:A:H1'	1:AA:344:A:N7	2.33	0.43
17:AN:26:ARG:NH1	17:AN:47:LEU:HD21	2.34	0.43
25:BA:2817:G:C4	25:BA:2830:G:N2	2.86	0.43
15:AL:81:VAL:HG12	15:AL:105:ASP:OD2	2.19	0.43
1:AA:1248:A:O2'	1:AA:1249:C:H5'	2.18	0.43
47:D0:49:LYS:H	47:D0:80:HIS:CE1	2.37	0.43
55:B8:17:THR:OG1	55:B8:21:LYS:HB2	2.18	0.43
25:BA:1287:A:N7	38:BR:107:ASP:HB3	2.33	0.43
25:DA:1073:A:H2'	25:DA:1074:G:O4'	2.19	0.43
27:BD:11:PRO:C	27:BD:13:ARG:H	2.20	0.43
14:CK:23:ALA:HB2	14:CK:28:THR:HG23	2.01	0.43
4:AY:339:THR:C	4:AY:341:LEU:H	2.21	0.43
25:DA:1467:C:H42	25:DA:1525:G:H1	1.66	0.43
1:CA:1418:A:C2	1:CA:1483:A:C2	3.06	0.43

*Continued on next page...*



*Continued from previous page...*

Atom-1	Atom-2	Distance(Å)	Clash(Å)
1:AA:414:A:C5	1:AA:431:A:C2	3.07	0.43
34:BN:36:TRP:HB2	34:BN:156:GLN:HB2	2.00	0.43
8:AE:7:GLU:HG2	8:AE:112:LEU:HD22	2.00	0.43
25:BA:1235:G:C6	25:BA:1236:G:N1	2.86	0.43
49:B2:28:LYS:HE3	49:B2:56:GLN:NE2	2.33	0.43
46:BZ:19:ARG:NH1	46:BZ:84:GLU:O	2.51	0.43
25:DA:1035:U:H2'	25:DA:1036:G:C8	2.53	0.43
25:DA:1036:G:OP1	31:DH:59:ARG:HB2	2.19	0.43
25:BA:1709:U:C2	25:BA:1750:G:N2	2.87	0.43
1:CA:560:U:C4'	1:CA:561:U:OP2	2.67	0.43
41:BU:90:VAL:HG21	42:BV:40:LEU:HD23	2.00	0.43
25:DA:1540:G:H2'	25:DA:1541:U:O4'	2.18	0.43
25:DA:806:C:P	36:DP:39:LYS:HD3	2.58	0.43
34:BN:151:HIS:HE1	34:BN:157:ARG:CZ	2.32	0.43
25:DA:1142:A:C4	25:DA:1144:G:C8	3.07	0.43
25:DA:1142:A:C4	25:DA:1144:G:N7	2.87	0.43
6:AC:15:THR:HG22	6:AC:16:ARG:N	2.32	0.43
25:DA:627:A:C2	25:DA:636:G:N3	2.86	0.43
1:CA:922:G:H4'	8:CE:20:GLN:CA	2.43	0.43
49:D2:7:ARG:CZ	49:D2:11:GLU:OE2	2.67	0.43
25:DA:2287:A:C5	25:DA:2289:G:C5	3.07	0.43
25:BA:1217:C:OP1	41:BU:15:LYS:NZ	2.49	0.43
11:AH:17:THR:HG21	11:AH:80:ILE:HD13	2.00	0.43
26:DB:28:C:OP2	39:DS:34:HIS:NE2	2.52	0.43
26:BB:88:C:H2'	26:BB:89(A):G:O4'	2.19	0.43
26:DB:86:G:H2'	26:DB:87:G:C8	2.53	0.43
26:DB:8:U:H3	26:DB:112:G:H1	1.66	0.43
14:AK:59:TYR:CE2	14:AK:63:LEU:HD11	2.53	0.43
28:BE:55:ASN:HB2	28:BE:57:LYS:CG	2.49	0.43
1:CA:575:G:O2'	1:CA:821:G:H5'	2.18	0.43
45:BY:6:HIS:N	45:BY:6:HIS:ND1	2.64	0.43
15:CL:52:ARG:NH1	15:CL:91:ASP:OD2	2.52	0.43
25:DA:340:A:C2'	25:DA:341:G:H5'	2.49	0.43
6:AC:66:VAL:HB	6:AC:101:LEU:HD23	2.00	0.43
4:CY:87:GLU:HB3	4:CY:88:LEU:HD22	1.99	0.43
25:BA:528:A:OP2	34:BN:134:PRO:HB3	2.19	0.43
42:DV:8:GLY:HA3	42:DV:23:GLU:HB3	2.00	0.43
1:AA:447:G:H2'	1:AA:485:G:H22	1.83	0.43
25:BA:1161:C:H1'	42:BV:8:GLY:O	2.19	0.43
31:DH:31:GLY:O	31:DH:79:VAL:HG11	2.18	0.43
1:AA:623:C:H6	1:AA:623:C:O5'	2.01	0.43
12:AI:103:THR:HG22	12:AI:105:ASP:H	1.82	0.43

*Continued on next page...*



*Continued from previous page...*

Atom-1	Atom-2	Distance(Å)	Clash(Å)
11:AH:10:LEU:HD13	11:AH:83:ILE:HD11	2.00	0.43
27:DD:204:ILE:O	27:DD:204:ILE:HD12	2.19	0.43
25:BA:1093:G:N2	25:BA:1097:U:H5	2.15	0.43
25:DA:2290:G:C5	25:DA:2291:U:C4	3.06	0.43
38:BR:10:LEU:CB	38:BR:17:ARG:NE	2.82	0.43
1:CA:938:A:C6	1:CA:939:G:C5	3.06	0.43
1:AA:769:G:H4'	1:AA:1513:A:H4'	2.01	0.43
33:BK:74:ALA:HB2	33:BK:111:LYS:HE2	2.00	0.43
1:AA:938:A:C6	1:AA:939:G:C5	3.07	0.43
25:BA:2012:G:O3'	43:BW:96:ILE:HG13	2.18	0.43
39:DS:89:ARG:O	39:DS:90:GLY:O	2.36	0.43
39:BS:89:ARG:HD2	39:BS:94:TYR:N	2.34	0.43
1:CA:1107:C:C4	1:CA:1108:G:C8	3.07	0.43
25:BA:1443:G:N2	25:BA:1549:C:C2	2.87	0.43
27:BD:147:LEU:HA	27:BD:147:LEU:HD12	1.74	0.43
25:DA:2823:A:C5	25:DA:2824:C:C5	3.07	0.43
36:BP:6:LEU:CG	36:BP:8:PRO:HD2	2.49	0.43
1:CA:1263:C:O2'	1:CA:1264:C:H5'	2.19	0.43
36:DP:55:ARG:CG	36:DP:56:SER:N	2.82	0.43
25:BA:631:A:H2'	25:BA:632:A:O4'	2.18	0.43
50:B3:4:LEU:O	50:B3:36:VAL:HA	2.19	0.43
48:B1:83:GLU:HG2	48:B1:84:GLY:H	1.83	0.43
46:BZ:28:MET:HA	46:BZ:88:PHE:HB2	2.01	0.43
25:BA:957:A:N1	25:BA:2458:G:H4'	2.34	0.43
38:DR:103:ARG:HH12	38:DR:110:PRO:HD3	1.83	0.43
1:CA:862:C:C2'	1:CA:863:U:H5'	2.48	0.43
7:AD:159:ARG:HA	7:AD:162:LEU:HD12	2.00	0.43
35:DO:80:ASP:OD2	40:DT:71:GLY:HA3	2.19	0.43
14:CK:61:ALA:CB	14:CK:90:GLY:HA3	2.49	0.43
25:BA:2749:A:H4'	31:BH:62:LYS:HB3	1.99	0.43
23:AT:20:LEU:O	23:AT:24:LEU:HD23	2.18	0.43
25:BA:716:A:C2	25:BA:717:G:H1'	2.54	0.43
25:BA:533:G:N3	41:BU:45:TYR:CE1	2.86	0.43
25:DA:1319:G:C6	25:DA:1320:C:N4	2.87	0.43
22:CS:12:ASP:HB3	22:CS:14:HIS:CE1	2.53	0.43
6:AC:24:ALA:HB2	6:AC:32:LEU:HD12	2.00	0.43
5:CB:172:ILE:H	5:CB:172:ILE:HG13	1.49	0.43
25:DA:926:A:H2'	25:DA:928:G:H8	1.83	0.43
28:DE:14:ILE:HD12	28:DE:14:ILE:C	2.38	0.43
4:AY:63:GLN:HB3	4:AY:63:GLN:HE21	1.58	0.43
25:DA:155(E):U:H3'	25:DA:155(E):U:O2	2.18	0.43
25:BA:2587:A:H8	25:BA:2587:A:O5'	2.01	0.43

*Continued on next page...*



*Continued from previous page...*

Atom-1	Atom-2	Distance(Å)	Clash(Å)
20:AQ:27:PHE:O	20:AQ:36:ILE:HG12	2.19	0.43
4:CY:339:THR:C	4:CY:341:LEU:H	2.22	0.43
16:CM:5:ALA:HB3	16:CM:8:GLU:HB2	2.01	0.43
1:AA:448:A:C2	1:AA:449:C:C2	3.07	0.43
25:BA:2738:A:H2'	25:BA:2739:U:O5'	2.18	0.43
25:BA:1693:U:O2'	27:BD:14:ARG:NH2	2.52	0.43
39:DS:52:SER:HB3	39:DS:55:ALA:HB3	2.01	0.43
39:DS:56:LEU:O	39:DS:57:LYS:HB3	2.18	0.43
35:BO:86:ILE:N	35:BO:86:ILE:HD12	2.31	0.43
27:DD:33:LEU:C	27:DD:35:LYS:H	2.19	0.43
1:CA:1127:G:H1'	1:CA:1148:U:H3	1.84	0.43
25:DA:1024:G:O5'	25:DA:1024:G:H8	2.01	0.43
38:BR:11:ASN:O	38:BR:12:ARG:HB2	2.19	0.43
25:BA:1138:G:H2'	25:BA:1139:G:O4'	2.18	0.43
40:BT:80:SER:HA	40:BT:81:PRO:HD3	1.82	0.43
20:AQ:37:LYS:O	20:AQ:38:ARG:HD2	2.19	0.43
49:B2:6:VAL:HG12	49:B2:10:LEU:HD11	2.00	0.43
32:DI:95:LYS:O	32:DI:99:GLU:HB3	2.18	0.43
26:BB:9:G:C6	26:BB:112:G:C6	3.06	0.43
29:DF:199:TRP:CZ3	29:DF:203:GLN:HG3	2.53	0.43
6:CC:164:ARG:HG2	6:CC:165:THR:N	2.29	0.43
44:DX:28:PHE:CE2	44:DX:92:LEU:HD11	2.54	0.43
12:AI:11:LYS:O	12:AI:12:GLU:HB2	2.19	0.43
31:BH:156:ALA:HA	31:BH:169:VAL:CG1	2.44	0.43
1:CA:956:U:H2'	1:CA:956:U:O2	2.18	0.43
1:CA:377:G:O2'	1:CA:378:G:H5'	2.19	0.43
25:DA:2721:A:H1'	25:DA:2873:A:O2'	2.18	0.43
44:BX:62:LYS:O	44:BX:73:ARG:HB2	2.18	0.43
1:CA:324:G:N2	1:CA:327:A:C8	2.87	0.43
15:CL:44:PRO:HA	15:CL:92:LEU:HD23	2.00	0.43
8:CE:48:ALA:HB2	8:CE:57:LYS:CD	2.48	0.43
45:DY:86:ARG:CZ	45:DY:95:LYS:HE3	2.48	0.43
25:DA:494:G:H21	43:DW:57:ASN:HD21	1.65	0.43
25:DA:1126:A:H4'	25:DA:1127:A:O5'	2.19	0.43
25:BA:1285:G:O6	25:BA:1329:U:C2	2.72	0.43
3:AW:76:A:H3'	4:AY:252:GLY:HA3	2.01	0.43
43:DW:29:LEU:HD22	43:DW:69:LEU:CD1	2.49	0.43
21:CR:63:GLN:O	21:CR:66:LEU:HB3	2.18	0.43
27:BD:27:THR:CG2	27:BD:83:GLU:HG2	2.48	0.43
25:BA:980:A:C6	25:BA:981:A:N1	2.87	0.43
25:DA:1963:U:O2	25:DA:1963:U:H2'	2.18	0.43
1:AA:1106:G:H2'	1:AA:1107:C:C6	2.54	0.43

*Continued on next page...*



*Continued from previous page...*

Atom-1	Atom-2	Distance(Å)	Clash(Å)
1:CA:186(C):G:C6	1:CA:186(O):G:N1	2.87	0.43
1:CA:1351:U:O4'	10:CG:33:ASP:HB3	2.19	0.43
1:CA:55:A:N7	1:CA:56:U:N3	2.67	0.43
25:DA:335:C:H2'	25:DA:336:C:C6	2.53	0.43
34:BN:53:ILE:HG23	34:BN:75:VAL:HG11	2.00	0.43
1:AA:68(I):G:C8	1:AA:68(K):U:O4	2.72	0.43
25:DA:337:C:H2'	25:DA:338:G:O5'	2.18	0.43
25:DA:242:G:N7	55:D8:5:LYS:HG2	2.33	0.43
26:BB:104:A:O4'	46:BZ:29:TYR:HE1	2.02	0.43
32:BI:48:GLU:O	32:BI:52:ARG:HG3	2.18	0.43
13:CJ:39:PRO:HB3	13:CJ:70:ARG:NH1	2.33	0.43
25:BA:271(G):G:C2	25:BA:357(M):C:N3	2.87	0.43
25:DA:1601:G:OP2	44:DX:58:HIS:HD2	2.01	0.43
4:CY:206:SER:HB3	4:CY:209:ASP:HB2	2.01	0.43
1:AA:1494:G:H2'	1:AA:1495:U:H6	1.83	0.43
25:DA:716:A:C2	25:DA:717:G:H1'	2.54	0.43
25:BA:1668:A:H4'	25:BA:1669:A:O5'	2.18	0.43
25:DA:1824:G:OP1	27:DD:52:ARG:NH1	2.51	0.43
32:DI:44:LEU:O	32:DI:48:GLU:HG2	2.18	0.43
25:BA:1528:A:C6	25:BA:1544:A:C2	3.07	0.43
36:BP:40:SER:O	36:BP:41:ARG:NE	2.49	0.43
36:BP:48:PRO:HG2	36:BP:49:ARG:N	2.34	0.43
25:DA:833:U:H5''	36:DP:48:PRO:HB3	2.00	0.43
25:DA:1693:U:O2'	27:DD:14:ARG:NH2	2.51	0.43
4:CY:97:ARG:HA	4:CY:97:ARG:HD3	1.80	0.43
21:CR:34:TYR:C	21:CR:35:ARG:HG2	2.38	0.43
1:AA:1127:G:H1	1:AA:1145:C:H42	1.65	0.43
39:BS:52:SER:O	39:BS:56:LEU:HB2	2.19	0.43
43:BW:4:LYS:HE2	43:BW:6:ILE:HD11	1.99	0.43
22:CS:41:VAL:HB	22:CS:44:MET:SD	2.58	0.43
40:BT:15:VAL:HG22	40:BT:16:ARG:O	2.19	0.43
26:BB:28:C:OP2	39:BS:34:HIS:NE2	2.51	0.43
34:BN:119:GLU:N	34:BN:119:GLU:CD	2.70	0.43
1:AA:56:U:H2'	1:AA:57:G:C8	2.54	0.43
1:AA:977:A:H3'	1:AA:977:A:N3	2.34	0.43
1:CA:926:G:C6	1:CA:1505:G:C5	3.07	0.43
26:DB:88:C:H2'	26:DB:89(A):G:O4'	2.19	0.43
1:CA:993:G:H22	1:CA:1046:A:H1'	1.83	0.43
1:AA:390:C:O3'	19:AP:28:ARG:NH2	2.51	0.43
25:BA:2010:G:H5''	43:BW:42:ARG:HB2	1.99	0.43
13:CJ:28:ARG:HG3	13:CJ:34:VAL:HB	2.01	0.43
44:DX:64:LYS:NZ	44:DX:73:ARG:NH2	2.67	0.43

*Continued on next page...*



*Continued from previous page...*

Atom-1	Atom-2	Distance(Å)	Clash(Å)
1:CA:574:A:N3	1:CA:883:C:H1'	2.34	0.43
25:DA:394:A:C2'	25:DA:395:U:H5'	2.49	0.43
16:CM:95:GLY:O	16:CM:110:ARG:HB3	2.19	0.43
45:BY:6:HIS:CD2	45:BY:35:TYR:CE2	3.07	0.43
45:BY:7:VAL:HB	45:BY:8:LYS:NZ	2.29	0.43
25:DA:479:A:HO2'	25:DA:481:G:H8	1.62	0.43
25:BA:1178:C:H2'	25:BA:1179:C:C6	2.54	0.43
52:B5:6:VAL:CG2	52:B5:7:PRO:HD2	2.46	0.43
25:DA:322:A:H3'	29:DF:169:ASN:HD21	1.84	0.43
25:DA:2320:A:C8	25:DA:2333:A:N6	2.86	0.43
27:BD:149:PRO:O	27:BD:150:LYS:HB2	2.19	0.43
28:BE:117:MET:HE1	28:BE:136:ARG:HA	2.01	0.43
4:CY:203:VAL:HB	4:CY:328:VAL:HG22	2.00	0.43
25:BA:1917:U:C2'	25:BA:1918:A:H5'	2.49	0.43
7:AD:88:VAL:O	7:AD:88:VAL:HG12	2.19	0.43
25:DA:2303:G:O4'	30:DG:126:ASP:HB3	2.19	0.43
12:CI:5:TYR:HA	12:CI:17:VAL:O	2.18	0.43
1:AA:658:G:C6	1:AA:659:U:C4	3.06	0.43
27:BD:166:GLN:HA	27:BD:166:GLN:NE2	2.34	0.43
45:BY:60:PHE:O	45:BY:61:ILE:C	2.57	0.43
26:DB:75:G:H22	46:DZ:73:GLN:NE2	2.15	0.43
32:DI:7:GLU:OE1	32:DI:8:PRO:HD2	2.19	0.43
13:AJ:55:LYS:O	13:AJ:56:HIS:CG	2.72	0.43
42:DV:35:LEU:O	42:DV:37:VAL:O	2.37	0.43
1:AA:1253:G:H1	1:AA:1284:C:H42	1.67	0.43
20:CQ:6:LEU:HG	20:CQ:59:ILE:HD11	2.01	0.43
10:CG:69:VAL:HG21	10:CG:104:LEU:HD21	1.99	0.43
25:BA:386:G:H4'	25:BA:387:U:OP2	2.18	0.43
5:CB:127:ILE:O	5:CB:127:ILE:HG22	2.19	0.43
25:BA:2244:U:C2'	25:BA:2245:U:H5'	2.49	0.43
32:BI:113:ARG:HB2	32:BI:130:TYR:CE1	2.54	0.43
29:DF:176:LEU:HD11	29:DF:180:GLY:HA3	2.01	0.43
3:CW:56:C:O2	30:DG:78:SER:HB3	2.19	0.43
4:AY:206:SER:HB3	4:AY:209:ASP:HB2	2.01	0.43
13:AJ:39:PRO:HB3	13:AJ:70:ARG:NH1	2.33	0.43
1:CA:1112:C:C4	6:CC:178:LEU:HD23	2.53	0.43
34:DN:28:VAL:HG13	34:DN:28:VAL:O	2.19	0.43
55:B8:41:ILE:C	55:B8:41:ILE:HD12	2.39	0.43
1:CA:414:A:C5	1:CA:431:A:C2	3.07	0.43
41:BU:95:LEU:HD13	42:BV:4:ILE:HG23	2.00	0.43
41:DU:86:ALA:HB3	41:DU:88:ILE:HG13	2.01	0.43
36:BP:30:THR:O	36:BP:32:THR:N	2.52	0.43

*Continued on next page...*



*Continued from previous page...*

Atom-1	Atom-2	Distance(Å)	Clash(Å)
25:DA:664:C:H4'	25:DA:941:A:OP1	2.18	0.43
15:CL:83:LEU:HD13	15:CL:84:ILE:N	2.34	0.43
1:AA:1493:A:H4'	2:AV:19:U:O2	2.19	0.43
4:CY:92:LEU:HD22	4:CY:97:ARG:HH21	1.84	0.43
1:CA:1309:G:C2	1:CA:1329:A:N3	2.87	0.43
27:BD:94:LEU:HD22	27:BD:94:LEU:C	2.40	0.43
12:AI:4:TYR:CD2	12:AI:88:TYR:HB3	2.52	0.43
25:BA:1006:C:H1'	34:BN:129:MET:CG	2.42	0.43
45:DY:2:ARG:C	45:DY:4:LYS:H	2.22	0.43
4:CY:20:ARG:O	4:CY:24:LYS:HG3	2.19	0.43
39:BS:25:ARG:HD3	39:BS:88:ASP:OD1	2.18	0.43
28:DE:55:ASN:HB2	28:DE:57:LYS:CG	2.49	0.43
34:DN:37:VAL:HG13	34:DN:160:LYS:HG3	2.01	0.43
49:D2:41:ILE:O	49:D2:41:ILE:HD12	2.19	0.43
33:DK:90:LYS:HB3	33:DK:93:ARG:HD3	2.01	0.43
25:DA:1047:G:H1'	25:DA:1110:G:H22	1.83	0.43
42:DV:2:PHE:CE2	42:DV:13:ARG:HB2	2.53	0.43
29:DF:182:ASN:O	29:DF:186:ILE:HG13	2.18	0.43
25:BA:1993:U:C5'	28:BE:128:SER:HB2	2.48	0.43
39:BS:51:ALA:CB	39:BS:73:LEU:HG	2.47	0.43
1:CA:986:A:C6	1:CA:1220:G:N1	2.87	0.43
25:DA:464:U:H4'	54:D7:5:TRP:CZ3	2.54	0.43
23:AT:76:ALA:O	23:AT:80:ARG:HG2	2.19	0.43
51:D4:57:ILE:CG2	51:D4:59:VAL:HG23	2.48	0.43
1:AA:364:A:H2'	1:AA:365:U:C2	2.54	0.43
30:DG:151:ALA:HB3	30:DG:153:ARG:NH1	2.34	0.43
25:BA:2516:G:C5	25:BA:2517:C:N4	2.86	0.43
25:DA:568:U:O4	42:DV:78:LYS:CE	2.66	0.43
12:CI:37:PHE:CE2	12:CI:74:ILE:HD11	2.54	0.43
12:AI:37:PHE:CE2	12:AI:74:ILE:HD11	2.54	0.43
25:DA:1910:G:C2'	25:DA:1911:U:H5'	2.49	0.43
5:CB:197:VAL:HB	5:CB:200:ILE:HG12	2.00	0.43
13:CJ:55:LYS:O	13:CJ:56:HIS:CG	2.72	0.43
1:AA:341:C:O2'	1:AA:342:C:H5'	2.19	0.43
32:BI:7:GLU:CD	32:BI:8:PRO:HD2	2.38	0.43
25:BA:2331:G:H2'	25:BA:2332:U:O4'	2.19	0.43
36:BP:108:LYS:C	36:BP:110:TYR:N	2.71	0.43
1:AA:19:C:H2'	1:AA:20:U:H6	1.84	0.43
31:DH:12:PRO:HD2	31:DH:49:VAL:HG12	2.01	0.43
20:CQ:27:PHE:O	20:CQ:36:ILE:HG12	2.18	0.43
35:DO:34:THR:O	35:DO:37:ASP:HB2	2.19	0.43
25:BA:176:G:O2'	25:BA:177:G:H5'	2.19	0.43

*Continued on next page...*



*Continued from previous page...*

Atom-1	Atom-2	Distance(Å)	Clash(Å)
25:BA:1368:G:C2	25:BA:1369:G:C8	3.06	0.43
25:DA:608:A:C6	25:DA:609:A:C6	3.07	0.43
25:BA:2537:U:H2'	25:BA:2538:C:C6	2.54	0.43
1:AA:682:G:C6	1:AA:709:G:C6	3.07	0.43
6:AC:137:ALA:HA	6:AC:140:ARG:HE	1.83	0.43
11:AH:16:ALA:O	11:AH:19:VAL:HG22	2.17	0.43
29:BF:20:LEU:HD23	29:BF:21:ALA:H	1.84	0.43
34:BN:161:LEU:HD23	34:BN:161:LEU:N	2.34	0.43
6:AC:111:LEU:HD11	6:AC:144:SER:O	2.19	0.43
1:AA:518:C:C5	1:AA:530:G:C4	3.07	0.43
25:DA:1153:C:H5'	41:DU:76:TYR:HE2	1.84	0.43
25:BA:661:C:H4'	36:BP:18:ARG:HG2	2.01	0.43
7:CD:14:ARG:HG3	7:CD:59:ARG:HH12	1.84	0.43
25:BA:1142:A:C5	25:BA:1144:G:C5	3.07	0.43
39:BS:56:LEU:O	39:BS:57:LYS:HB3	2.19	0.43
7:AD:22:LYS:HB3	7:AD:22:LYS:HE3	1.85	0.43
7:AD:29:PRO:HG2	7:AD:30:LYS:CE	2.48	0.43
27:DD:34:VAL:HG22	27:DD:34:VAL:O	2.19	0.43
4:AY:317:PRO:O	4:AY:318:ILE:HG22	2.18	0.43
27:BD:34:VAL:O	27:BD:34:VAL:HG22	2.18	0.43
5:AB:20:GLU:O	5:AB:39:ILE:HG23	2.19	0.43
12:CI:84:ALA:O	12:CI:87:GLN:HB3	2.19	0.43
1:CA:978:A:O2'	1:CA:1322:C:N3	2.47	0.43
4:CY:24:LYS:HD3	4:CY:25:ALA:N	2.34	0.43
4:AY:349:VAL:HA	4:AY:353:ASP:HB2	2.01	0.43
30:DG:37:VAL:CG2	30:DG:99:MET:HG3	2.49	0.43
18:AO:44:LYS:HA	18:AO:44:LYS:CE	2.44	0.43
1:AA:992:U:C5'	1:AA:993:G:OP1	2.61	0.43
1:CA:1164:G:C6	1:CA:1173:G:C6	3.07	0.43
5:CB:90:MET:HA	5:CB:91:PRO:HD3	1.87	0.43
7:AD:122:ARG:HA	7:AD:134:ASP:O	2.19	0.43
1:AA:523:A:N6	15:AL:52:ARG:HH12	2.11	0.43
36:BP:58:THR:C	36:BP:61:ARG:NE	2.71	0.43
25:BA:1188:U:H4'	42:BV:79:VAL:CG1	2.49	0.43
46:DZ:108:PRO:HB3	46:DZ:144:LEU:O	2.18	0.43
7:CD:148:VAL:HG12	7:CD:149:ALA:O	2.19	0.43
23:CT:56:MET:HG3	23:CT:84:LEU:HD11	2.01	0.43
23:AT:72:LEU:HD22	23:AT:73:HIS:H	1.83	0.43
19:AP:67:THR:HG22	19:AP:68:ASP:N	2.34	0.43
44:BX:64:LYS:NZ	44:BX:73:ARG:NH2	2.67	0.43
37:DQ:65:PHE:HD2	37:DQ:105:GLU:HB2	1.84	0.43
53:D6:36:LEU:HD13	53:D6:50:ARG:HH12	1.84	0.43

*Continued on next page...*



*Continued from previous page...*

Atom-1	Atom-2	Distance(Å)	Clash(Å)
37:BQ:52:VAL:HG23	46:BZ:183:LEU:CD1	2.49	0.43
43:BW:29:LEU:CD2	43:BW:33:ARG:HE	2.32	0.43
21:AR:63:GLN:O	21:AR:66:LEU:HB3	2.19	0.43
46:BZ:92:SER:HB2	46:BZ:94:GLU:OE2	2.18	0.43
4:AY:49:PRO:HG3	33:BK:29:GLN:CB	2.48	0.43
12:CI:70:LYS:O	12:CI:74:ILE:HD12	2.19	0.43
4:CY:98:GLU:HA	4:CY:101:LYS:HG2	2.01	0.43
1:CA:247:G:H4'	1:CA:247:G:OP1	2.19	0.43
26:DB:50:G:C2	26:DB:51:G:H1'	2.54	0.43
1:AA:247:G:H4'	1:AA:247:G:OP1	2.19	0.43
49:B2:15:LYS:HA	49:B2:15:LYS:HE2	2.00	0.43
18:CO:35:ARG:HG2	18:CO:59:MET:CE	2.49	0.43
25:BA:2202(A):U:O2'	25:BA:2202(B):C:H5'	2.18	0.43
8:CE:11:ILE:HG22	8:CE:12:LEU:HD12	2.00	0.43
4:AY:282:ILE:HD12	4:AY:282:ILE:N	2.34	0.43
38:BR:110:PRO:O	38:BR:111:LEU:HD23	2.19	0.43
6:AC:188:LEU:HD22	6:AC:188:LEU:N	2.34	0.43
48:B1:65:SER:OG	48:B1:66:HIS:CD2	2.72	0.43
24:CU:5:ASP:C	24:CU:7:ARG:H	2.22	0.43
8:AE:7:GLU:HB3	8:AE:35:GLY:O	2.19	0.43
32:DI:44:LEU:HD23	32:DI:44:LEU:HA	1.82	0.43
46:DZ:152:ALA:C	46:DZ:154:ASP:H	2.22	0.43
27:BD:227:ASN:HB3	27:BD:228:PRO:HD2	2.00	0.43
25:BA:442:G:H1'	29:BF:48:THR:HG21	2.00	0.43
25:BA:444:C:H4'	29:BF:49:ALA:HB2	2.00	0.43
29:BF:11:VAL:HG22	29:BF:125:LEU:HB2	2.01	0.43
45:DY:45:VAL:HG22	45:DY:62:GLU:HB3	2.01	0.43
25:BA:1925:C:O2'	25:BA:1926:U:H5'	2.18	0.43
25:DA:2505:G:O6	25:DA:2576:G:H2'	2.19	0.43
25:BA:111:A:O2'	25:BA:112:U:H5'	2.18	0.43
25:BA:1688:U:O2	25:BA:1700:A:H8	2.02	0.43
25:DA:836:G:C5	25:DA:837:C:C4	3.07	0.43
1:AA:423:G:N3	1:AA:423:G:H3'	2.33	0.43
29:BF:78:ILE:HG13	29:BF:78:ILE:H	1.52	0.43
15:AL:59:LEU:N	15:AL:59:LEU:HD22	2.34	0.43
1:AA:960:U:H2'	1:AA:960:U:O2	2.19	0.43
11:CH:87:SER:HB2	11:CH:93:VAL:HB	2.01	0.43
4:AY:106:GLU:HA	4:AY:109:LYS:CG	2.49	0.43
41:BU:57:PHE:O	41:BU:58:ARG:C	2.57	0.42
25:BA:2056:G:H22	52:B5:4:HIS:C	2.23	0.42
6:AC:91:LEU:HD23	6:AC:91:LEU:C	2.39	0.42
15:CL:82:VAL:HG22	15:CL:99:ILE:HD11	2.00	0.42

*Continued on next page...*



*Continued from previous page...*

Atom-1	Atom-2	Distance(Å)	Clash(Å)
25:BA:2820:A:O2'	25:BA:2821:A:OP1	2.36	0.42
53:B6:25:LYS:HD2	55:B8:34:TRP:CZ3	2.54	0.42
55:B8:36:LYS:O	55:B8:37:SER:C	2.55	0.42
10:CG:70:LYS:HG3	10:CG:96:GLN:HB3	2.00	0.42
1:AA:217:C:O2'	1:AA:218:C:H5'	2.19	0.42
27:BD:36:PRO:HA	27:BD:62:TYR:O	2.19	0.42
12:CI:4:TYR:CD2	12:CI:88:TYR:HB3	2.54	0.42
25:BA:1468(J):G:O2'	25:BA:1558:A:C2	2.72	0.42
40:DT:16:ARG:NH2	40:DT:81:PRO:HA	2.23	0.42
1:AA:368:U:C5'	32:DI:90:GLY:HA2	2.41	0.42
25:BA:2305:A:O2'	30:BG:136:ARG:HG2	2.18	0.42
32:DI:77:LEU:HD11	32:DI:101:LEU:HD13	2.00	0.42
1:CA:973:G:P	13:CJ:57:LYS:HE2	2.59	0.42
25:DA:2305:A:O2'	30:DG:136:ARG:HG2	2.19	0.42
1:AA:68(P):C:C4	1:AA:68(Q):U:C4	3.07	0.42
32:DI:112:LYS:CD	32:DI:112:LYS:H	2.27	0.42
5:CB:91:PRO:HG3	5:CB:154:LEU:CD2	2.48	0.42
44:DX:64:LYS:HE2	44:DX:73:ARG:NE	2.34	0.42
44:BX:57:LEU:HD12	44:BX:57:LEU:N	2.33	0.42
15:CL:52:ARG:N	15:CL:52:ARG:HD2	2.34	0.42
16:CM:19:LEU:HD22	16:CM:19:LEU:N	2.34	0.42
44:DX:31:HIS:HA	44:DX:32:PRO:HD3	1.85	0.42
23:AT:102:GLY:C	23:AT:104:LEU:H	2.22	0.42
27:DD:70:TRP:HZ3	27:DD:146:GLU:CD	2.22	0.42
11:CH:10:LEU:HD13	11:CH:83:ILE:HD11	2.01	0.42
30:DG:83:ARG:O	30:DG:86:MET:HG3	2.19	0.42
32:BI:25:TYR:CD1	32:BI:30:LEU:HD11	2.53	0.42
5:CB:103:THR:HG23	5:CB:176:GLU:OE1	2.19	0.42
30:DG:100:TRP:O	30:DG:104:GLU:HG3	2.17	0.42
25:DA:1647:G:P	25:DA:1647:G:H3'	2.59	0.42
45:DY:36:ALA:HA	45:DY:67:LEU:O	2.18	0.42
3:CW:19:G:C2	3:CW:57:A:N3	2.87	0.42
25:BA:1567:A:C8	27:BD:84:TYR:CE2	3.07	0.42
1:CA:35:G:C2	1:CA:550:G:N3	2.87	0.42
25:BA:581:C:H2'	25:BA:582:G:C8	2.53	0.42
46:DZ:23:LYS:HD2	46:DZ:38:TYR:HE1	1.84	0.42
25:DA:775:G:H4'	25:DA:776:G:O5'	2.19	0.42
19:AP:59:TRP:HA	19:AP:62:VAL:CG2	2.49	0.42
20:CQ:11:VAL:HG23	20:CQ:85:VAL:HG13	2.01	0.42
48:B1:57:GLU:HG2	48:B1:58:ILE:H	1.83	0.42
25:DA:142:G:H1'	44:DX:37:THR:CG2	2.48	0.42
25:BA:2852:G:C2	25:BA:2853:C:C2	3.07	0.42

*Continued on next page...*



*Continued from previous page...*

Atom-1	Atom-2	Distance(Å)	Clash(Å)
41:DU:27:LEU:HD22	41:DU:31:SER:CB	2.49	0.42
25:BA:1638:C:H4'	25:BA:2710:C:O2	2.19	0.42
55:B8:29:LYS:HD2	55:B8:44:LYS:CB	2.48	0.42
40:BT:9:LEU:O	40:BT:12:SER:HB2	2.19	0.42
32:DI:48:GLU:O	32:DI:52:ARG:HG3	2.18	0.42
12:AI:79:LEU:HD23	12:AI:101:PHE:O	2.18	0.42
1:CA:444:C:H2'	1:CA:445:G:C8	2.54	0.42
12:CI:33:PHE:C	12:CI:35:GLU:H	2.23	0.42
7:AD:19:LEU:HD22	7:AD:21:LEU:HG	2.01	0.42
16:AM:24:GLY:O	16:AM:25:ILE:HD13	2.18	0.42
25:DA:1167:U:C2	25:DA:1183:G:N2	2.87	0.42
26:BB:46:A:C5	26:BB:47:C:C4	3.07	0.42
25:DA:1394:U:C4	25:DA:1395:A:C6	3.07	0.42
25:DA:1820:U:H4'	25:DA:1821:A:OP2	2.19	0.42
42:BV:33:VAL:O	42:BV:33:VAL:HG23	2.19	0.42
25:BA:2729:G:H1'	28:BE:187:ALA:CB	2.49	0.42
1:AA:277:C:OP1	20:AQ:41:LYS:HE3	2.19	0.42
16:CM:106:ASN:O	16:CM:107:ALA:HB3	2.19	0.42
1:CA:1414:U:O2	1:CA:1487:G:N2	2.51	0.42
1:CA:145:G:H2'	1:CA:146:G:H8	1.83	0.42
25:BA:1542:G:H3'	25:BA:1542:G:P	2.59	0.42
25:BA:941:A:O2'	36:BP:35:HIS:HB3	2.20	0.42
15:CL:99:ILE:HD12	15:CL:99:ILE:HA	1.82	0.42
36:BP:62:LEU:N	36:BP:62:LEU:HD22	2.32	0.42
25:DA:1141:U:H4'	25:DA:1142:A:O4'	2.19	0.42
13:CJ:5:ARG:HG2	13:CJ:6:ILE:N	2.34	0.42
35:BO:88:ASN:OD1	35:BO:89:ASN:N	2.53	0.42
35:BO:88:ASN:N	35:BO:92:GLU:O	2.42	0.42
40:DT:23:ARG:NH2	40:DT:120:ARG:HD3	2.34	0.42
25:DA:1614:A:C6	43:DW:87:PRO:HA	2.53	0.42
5:AB:31:TYR:HB3	5:AB:42:ILE:CD1	2.49	0.42
49:D2:17:SER:O	49:D2:18:PRO:C	2.56	0.42
1:AA:57:G:C5	1:AA:58:C:C4	3.08	0.42
4:AY:24:LYS:HD3	4:AY:25:ALA:N	2.34	0.42
48:B1:45:ASN:ND2	48:B1:47:GLN:HE21	2.17	0.42
25:BA:106:C:H2'	25:BA:107:C:H6	1.85	0.42
28:DE:57:LYS:CG	28:DE:58:ARG:H	2.27	0.42
10:AG:150:ALA:HA	14:AK:59:TYR:HD2	1.84	0.42
25:DA:1349:A:N6	25:DA:1598:C:N4	2.67	0.42
31:DH:87:LEU:HB2	31:DH:131:VAL:HB	2.01	0.42
1:CA:1301:U:C5	1:CA:1303:C:C4	3.07	0.42
25:DA:1385:G:O2'	25:DA:1396:U:C6	2.67	0.42

*Continued on next page...*



*Continued from previous page...*

Atom-1	Atom-2	Distance(Å)	Clash(Å)
8:CE:110:LEU:HD13	8:CE:118:ILE:HD13	2.00	0.42
25:BA:320:A:H4'	25:BA:322:A:N7	2.34	0.42
4:CY:88:LEU:N	4:CY:88:LEU:HD22	2.34	0.42
27:BD:238:GLY:O	27:BD:240:ALA:N	2.52	0.42
1:AA:436:C:H2'	1:AA:437:U:C6	2.47	0.42
38:DR:51:LEU:HD22	38:DR:70:LEU:HD21	2.01	0.42
7:CD:199:ASN:ND2	7:CD:202:LEU:HD23	2.33	0.42
25:BA:2224:G:H4'	25:BA:2226:C:C2	2.54	0.42
53:D6:36:LEU:HA	53:D6:49:HIS:O	2.18	0.42
29:DF:124:LEU:HB3	29:DF:193:VAL:HG22	2.01	0.42
40:BT:58:ASN:C	40:BT:58:ASN:HD22	2.22	0.42
40:BT:57:PHE:C	40:BT:58:ASN:HD22	2.21	0.42
26:DB:13:A:N1	26:DB:69:G:O2'	2.45	0.42
1:AA:1176:A:H2'	1:AA:1177:G:H8	1.82	0.42
1:CA:644:G:H4'	11:CH:92:ARG:HH21	1.84	0.42
25:DA:1827:C:H2'	25:DA:1828:G:H5'	2.01	0.42
25:BA:1910:G:C2'	25:BA:1911:U:H5'	2.50	0.42
4:AY:190:TYR:CE1	4:AY:225:PRO:HD3	2.54	0.42
39:BS:89:ARG:O	39:BS:90:GLY:O	2.37	0.42
1:AA:1298:C:C5	10:AG:114:ARG:NH1	2.87	0.42
25:DA:1443:G:N2	25:DA:1549:C:C2	2.86	0.42
43:DW:70:TYR:N	43:DW:70:TYR:CD2	2.87	0.42
1:CA:1076:C:C2	1:CA:1082:G:C2	3.07	0.42
43:BW:71:VAL:HA	43:BW:107:LEU:HD12	2.01	0.42
1:CA:66:G:H4'	1:CA:173:U:C5	2.54	0.42
1:AA:1379:G:O2'	1:AA:1380:U:H5'	2.19	0.42
41:DU:8:VAL:HG12	41:DU:11:ARG:HH21	1.84	0.42
1:AA:1353:G:H2'	1:AA:1354:C:C6	2.54	0.42
25:DA:1262:A:N3	52:D5:10:LYS:HE3	2.34	0.42
11:CH:20:TYR:HD1	11:CH:65:TYR:CD2	2.37	0.42
11:AH:73:ASP:C	11:AH:75:ARG:H	2.23	0.42
4:CY:282:ILE:HD12	4:CY:282:ILE:N	2.35	0.42
8:CE:7:GLU:HB3	8:CE:35:GLY:O	2.19	0.42
1:AA:1222:G:O2'	1:AA:1223:C:H5'	2.19	0.42
24:AU:7:ARG:O	24:AU:8:THR:HG23	2.18	0.42
33:DK:72:PRO:HA	33:DK:73:PRO:HD3	1.86	0.42
10:AG:64:GLN:HG2	10:AG:128:ALA:HB1	2.01	0.42
25:DA:1759:A:H4'	25:DA:2715:C:O4'	2.19	0.42
1:AA:1038:C:H2'	1:AA:1039:C:C6	2.54	0.42
1:CA:750:G:C2	1:CA:751:U:C6	3.07	0.42
1:AA:1071:C:H5''	8:AE:49:PRO:HG2	2.00	0.42
25:DA:777:A:C2	25:DA:778:G:C4	3.06	0.42

*Continued on next page...*



*Continued from previous page...*

Atom-1	Atom-2	Distance(Å)	Clash(Å)
42:DV:44:LYS:O	42:DV:45:THR:HG23	2.19	0.42
25:BA:2197:U:H1'	25:BA:2198:A:C8	2.54	0.42
25:BA:1902:C:H4'	27:BD:244:ARG:HA	2.01	0.42
48:B1:13:ILE:HD12	48:B1:13:ILE:O	2.19	0.42
25:BA:194:G:H2'	25:BA:195:A:O4'	2.19	0.42
25:BA:2712:U:O2'	25:BA:2712(A):A:P	2.78	0.42
4:AY:137:ALA:O	4:AY:218:PHE:HD1	2.03	0.42
25:DA:1022:G:H4'	25:DA:1023:U:O5'	2.19	0.42
16:CM:49:THR:HB	16:CM:52:GLU:CG	2.49	0.42
13:AJ:5:ARG:HG2	13:AJ:6:ILE:N	2.35	0.42
50:B3:8:LEU:HD22	50:B3:31:LEU:HD12	2.00	0.42
25:DA:329:G:H4'	25:DA:330:A:OP2	2.19	0.42
40:BT:50:ILE:HD12	40:BT:99:LEU:HB2	2.01	0.42
5:CB:208:ILE:H	5:CB:208:ILE:CD1	2.24	0.42
12:AI:87:GLN:C	12:AI:89:ASN:H	2.22	0.42
1:CA:1363:A:H1'	1:CA:1365:G:N7	2.34	0.42
19:AP:21:VAL:HG23	19:AP:33:ILE:HB	2.01	0.42
45:BY:71:LYS:NZ	45:BY:71:LYS:CB	2.81	0.42
1:CA:1171:G:H2'	1:CA:1172:C:C6	2.54	0.42
25:DA:2730:C:O2'	25:DA:2731:G:H5'	2.19	0.42
1:AA:405:U:O2	1:AA:405:U:C2'	2.67	0.42
25:BA:1271:G:C2'	25:BA:1618:A:OP1	2.67	0.42
27:BD:16:MET:CE	27:BD:211:ARG:HE	2.29	0.42
25:BA:1047:G:H1'	25:BA:1110:G:H22	1.84	0.42
25:DA:1817:G:H2'	25:DA:1818:U:H5'	2.01	0.42
25:BA:214:G:O2'	25:BA:215:G:O4'	2.27	0.42
1:CA:1320:C:C2	22:CS:72:GLY:HA3	2.55	0.42
23:CT:84:LEU:HD13	23:CT:85:MET:N	2.34	0.42
27:BD:25:THR:CG2	27:BD:82:ILE:N	2.80	0.42
25:DA:2872:G:O2'	25:DA:2873:A:H5'	2.19	0.42
4:CY:202:LEU:CD1	4:CY:204:ARG:HG2	2.48	0.42
25:DA:1343:G:N2	25:DA:1405:U:C2	2.87	0.42
27:DD:172:TYR:HD1	27:DD:185:VAL:C	2.21	0.42
1:CA:1056:U:C5'	6:CC:163:ALA:HB2	2.48	0.42
44:DX:11:PRO:HD3	49:D2:37:PHE:CE2	2.54	0.42
7:AD:110:PHE:CE2	7:AD:148:VAL:HG23	2.54	0.42
35:BO:3:GLN:CB	35:BO:4:PRO:HD2	2.49	0.42
1:CA:1176:A:H2'	1:CA:1177:G:H8	1.82	0.42
25:DA:2365:G:H4'	47:D0:60:PHE:CE2	2.54	0.42
33:DK:101:TRP:NE1	33:DK:105:LEU:HD11	2.34	0.42
25:BA:2637:U:C4	25:BA:2638:G:C6	3.06	0.42
27:DD:166:GLN:HA	27:DD:166:GLN:NE2	2.35	0.42

*Continued on next page...*



*Continued from previous page...*

Atom-1	Atom-2	Distance(Å)	Clash(Å)
33:BK:115:LEU:HD22	33:BK:117:THR:H	1.83	0.42
43:DW:71:VAL:HA	43:DW:107:LEU:HD12	2.02	0.42
43:BW:70:TYR:N	43:BW:70:TYR:CD2	2.87	0.42
25:BA:2612:C:C2'	25:BA:2613:U:O5'	2.67	0.42
6:CC:29:TYR:HD1	6:CC:29:TYR:O	2.03	0.42
46:BZ:51:ALA:CB	46:BZ:57:ILE:HD11	2.49	0.42
11:CH:20:TYR:HE2	11:CH:75:ARG:NH1	2.18	0.42
1:AA:862:C:C2'	1:AA:863:U:H5'	2.49	0.42
25:DA:956:G:H2'	25:DA:957:A:H2'	2.00	0.42
22:AS:20:LEU:HD23	22:AS:23:ASN:HD22	1.84	0.42
26:DB:43:C:C2'	26:DB:44:G:H5'	2.50	0.42
25:BA:1853:A:N1	25:BA:2087:G:H1'	2.34	0.42
12:AI:97:LYS:HB3	12:AI:98:PRO:HD3	2.01	0.42
25:DA:1845:G:C2'	25:DA:1846:G:H5'	2.49	0.42
25:DA:2532:G:C6	25:DA:2533:A:C6	3.07	0.42
12:CI:79:LEU:HD23	12:CI:102:LEU:HA	2.01	0.42
46:DZ:70:LEU:HA	46:DZ:70:LEU:HD23	1.83	0.42
1:CA:705:U:C5	1:CA:706:A:C5	3.07	0.42
50:D3:9:VAL:HG21	50:D3:55:ARG:HD3	2.00	0.42
12:CI:26:VAL:HG22	12:CI:61:ALA:HB3	2.00	0.42
1:CA:448:A:C2	1:CA:449:C:C2	3.07	0.42
36:BP:122:PRO:O	36:BP:142:GLY:HA3	2.19	0.42
25:DA:756:C:H2'	25:DA:757:U:O4'	2.20	0.42
1:CA:654:G:C2	1:CA:753:A:C4	3.07	0.42
31:DH:68:THR:O	31:DH:72:ILE:HG13	2.19	0.42
25:BA:210:C:H2'	25:BA:211:A:C8	2.54	0.42
1:CA:941:G:N2	1:CA:942:G:H1'	2.34	0.42
5:AB:102:LEU:HD12	5:AB:102:LEU:N	2.34	0.42
33:BK:78:ILE:N	33:BK:78:ILE:HD12	2.33	0.42
1:AA:444:C:H2'	1:AA:445:G:C8	2.54	0.42
45:BY:45:VAL:HG22	45:BY:62:GLU:HB3	2.01	0.42
25:DA:2711:A:OP1	25:DA:2712(A):A:OP1	2.37	0.42
36:DP:38:GLN:CG	36:DP:39:LYS:H	2.30	0.42
25:BA:1019:U:H3	25:BA:1142:A:N6	2.04	0.42
4:AY:92:LEU:HD22	4:AY:97:ARG:HH21	1.84	0.42
1:AA:1127:G:H1'	1:AA:1148:U:H3	1.84	0.42
3:CW:47:U:H6	3:CW:48:C:H5'	1.83	0.42
40:DT:49:VAL:HG13	40:DT:49:VAL:O	2.18	0.42
27:DD:31:LYS:HE3	27:DD:33:LEU:HD11	2.00	0.42
5:AB:187:LEU:HA	5:AB:201:ILE:O	2.18	0.42
8:CE:76:ILE:HG23	8:CE:78:HIS:N	2.32	0.42
25:BA:2202(F):U:H6	25:BA:2202(F):U:O5'	2.01	0.42

*Continued on next page...*



*Continued from previous page...*

Atom-1	Atom-2	Distance(Å)	Clash(Å)
48:B1:40:ARG:HG2	48:B1:41:ARG:N	2.34	0.42
27:BD:33:LEU:C	27:BD:35:LYS:H	2.22	0.42
1:CA:216:G:N1	1:CA:217:C:N4	2.67	0.42
25:DA:1025:G:H8	25:DA:1025:G:OP1	2.01	0.42
32:BI:91:SER:OG	32:BI:92:VAL:N	2.52	0.42
33:DK:111:LYS:C	33:DK:113:PRO:HD2	2.39	0.42
4:AY:334:VAL:O	4:AY:342:MET:HE3	2.19	0.42
9:CF:94:GLN:HE21	21:CR:32:ARG:NH1	2.17	0.42
1:AA:951:G:C6	1:AA:1231:G:C6	3.07	0.42
45:DY:17:SER:CA	45:DY:71:LYS:HD2	2.50	0.42
16:AM:95:GLY:O	16:AM:110:ARG:HB3	2.20	0.42
1:AA:1320:C:C2	22:AS:72:GLY:HA3	2.55	0.42
28:DE:201:THR:HG22	28:DE:203:LYS:N	2.34	0.42
32:DI:62:LYS:HE3	32:DI:136:VAL:CG2	2.49	0.42
1:AA:1237:C:OP1	1:AA:1238:A:H1'	2.19	0.42
45:BY:8:LYS:HB2	45:BY:9:LYS:H	1.72	0.42
25:BA:322:A:H3'	29:BF:169:ASN:ND2	2.31	0.42
37:DQ:20:ALA:HA	37:DQ:98:LYS:HD3	2.01	0.42
27:DD:16:MET:CB	27:DD:207:GLY:HA3	2.49	0.42
25:BA:71:A:C2	44:BX:31:HIS:CE1	3.01	0.42
25:DA:320:A:H4'	25:DA:322:A:N7	2.34	0.42
17:AN:29:ARG:HG3	17:AN:30:ALA:H	1.84	0.42
5:CB:74:LYS:HE2	5:CB:206:ASP:OD1	2.19	0.42
4:AY:88:LEU:N	4:AY:88:LEU:HD22	2.35	0.42
37:DQ:52:VAL:HG23	46:DZ:183:LEU:CD1	2.50	0.42
4:CY:145:TRP:O	4:CY:148:MET:HB2	2.19	0.42
1:CA:668:G:H1'	18:CO:46:HIS:CD2	2.47	0.42
43:DW:15:ARG:O	43:DW:19:LEU:HD13	2.19	0.42
4:AY:324:ILE:H	4:AY:324:ILE:HD13	1.84	0.42
25:DA:270(K):C:C2'	25:DA:270(L):U:H2'	2.47	0.42
8:CE:153:LYS:HG3	8:CE:155:GLU:H	1.82	0.42
25:BA:2335:A:C8	25:BA:2337:G:C5	3.07	0.42
4:AY:39:LEU:HD13	4:AY:68:LEU:HD21	1.99	0.42
32:BI:75:LEU:HD11	32:BI:105:HIS:NE2	2.33	0.42
30:BG:174:GLU:HG2	30:BG:180:PHE:HD1	1.82	0.42
5:CB:178:ARG:NH2	11:CH:74:PRO:HG3	2.32	0.42
46:DZ:5:LEU:C	46:DZ:5:LEU:HD23	2.39	0.42
25:DA:451:C:H4'	29:DF:52:LYS:HZ1	1.84	0.42
42:BV:64:HIS:CD2	42:BV:92:THR:HG22	2.55	0.42
42:DV:37:VAL:HG22	42:DV:37:VAL:H	1.59	0.42
11:AH:127:LEU:HD22	11:AH:127:LEU:N	2.35	0.42
42:BV:35:LEU:O	42:BV:37:VAL:O	2.37	0.42

*Continued on next page...*



*Continued from previous page...*

Atom-1	Atom-2	Distance(Å)	Clash(Å)
5:AB:127:ILE:O	5:AB:127:ILE:HG22	2.19	0.42
1:AA:1480:G:C6	1:AA:1481:U:N3	2.87	0.42
1:AA:35:G:H2'	1:AA:36:C:C6	2.54	0.42
11:CH:73:ASP:C	11:CH:75:ARG:H	2.23	0.42
1:AA:1516:G:H2'	1:AA:1517:G:H5'	2.01	0.42
21:AR:38:GLU:HA	21:AR:41:LYS:HE3	2.00	0.42
40:BT:6:LEU:HA	40:BT:9:LEU:HB3	2.01	0.42
1:CA:1222:G:O2'	1:CA:1223:C:H5'	2.19	0.42
25:BA:271(G):G:C2	25:BA:357(M):C:C2	3.07	0.42
3:CW:67:C:H2'	3:CW:68:C:C6	2.54	0.42
4:AY:85:LEU:HD22	4:AY:104:LEU:HG	2.02	0.42
25:DA:1152:C:H5''	41:DU:80:ILE:HG22	2.01	0.42
25:BA:460:A:H2'	25:BA:461:C:O4'	2.19	0.42
1:AA:491:G:H2'	1:AA:492:G:H8	1.82	0.42
55:B8:7:HIS:HD2	55:B8:60:LEU:HD13	1.83	0.42
6:CC:173:VAL:N	6:CC:174:PRO:HD3	2.34	0.42
39:BS:59:LYS:HB2	39:BS:60:GLY:H	1.49	0.42
25:DA:1185:C:H5''	25:DA:1186:G:OP1	2.20	0.42
34:BN:28:VAL:O	34:BN:28:VAL:HG13	2.19	0.42
25:DA:1286:A:C2	25:DA:1289:C:C6	3.07	0.42
25:BA:1881:C:O2'	25:BA:1882:C:H5'	2.19	0.42
22:AS:70:LYS:HA	22:AS:70:LYS:HE3	2.00	0.42
1:AA:782:A:O3'	1:AA:1515:C:H4'	2.19	0.42
6:CC:66:VAL:HB	6:CC:101:LEU:HD23	2.01	0.42
25:BA:1987:G:H2'	25:BA:1988:C:C6	2.54	0.42
25:BA:1073:A:H2'	25:BA:1074:G:O4'	2.18	0.42
36:BP:30:THR:O	36:BP:33:ARG:N	2.42	0.42
1:CA:1102:A:C6	1:CA:1103:C:C4	3.08	0.42
25:DA:195:A:C8	25:DA:197:A:OP1	2.72	0.42
25:BA:1141:U:H4'	25:BA:1142:A:O4'	2.19	0.42
1:CA:1281:U:H5'	1:CA:1282:C:C5	2.51	0.42
39:DS:52:SER:O	39:DS:56:LEU:HB2	2.19	0.42
13:AJ:28:ARG:HG3	13:AJ:34:VAL:HB	2.00	0.42
25:DA:330:A:H2	25:DA:1210:A:HO2'	0.72	0.42
1:AA:1309:G:C2	1:AA:1329:A:N3	2.88	0.42
25:BA:1024:G:H8	25:BA:1024:G:O5'	2.02	0.42
1:CA:1305:G:OP2	1:CA:1305:G:C8	2.73	0.42
8:AE:77:PRO:HD2	8:AE:142:LEU:HD22	2.01	0.42
39:BS:33:LYS:C	39:BS:34:HIS:HD2	2.23	0.42
41:DU:68:ALA:CB	41:DU:99:ALA:HB1	2.50	0.42
43:DW:12:ILE:CD1	43:DW:17:VAL:HG12	2.49	0.42
25:BA:2785:C:O2'	28:BE:66:HIS:CD2	2.73	0.42

*Continued on next page...*



*Continued from previous page...*

Atom-1	Atom-2	Distance(Å)	Clash(Å)
25:DA:2786:U:H4'	28:DE:65:GLY:O	2.19	0.42
25:DA:1349:A:N3	25:DA:1349:A:H5'	2.35	0.42
17:AN:13:THR:N	17:AN:14:PRO:HD3	2.35	0.42
34:BN:37:VAL:HG13	34:BN:160:LYS:HG3	2.00	0.42
25:BA:1996:C:C4'	25:BA:1997:G:OP1	2.65	0.42
15:AL:92:LEU:HA	15:AL:93:PRO:HD3	1.88	0.42
25:DA:1495:A:OP1	25:DA:1495:A:C8	2.72	0.42
42:DV:36:PRO:HA	42:DV:56:SER:HB3	2.02	0.42
39:DS:73:LEU:O	39:DS:77:ALA:N	2.50	0.42
25:DA:528:A:C3'	25:DA:528:A:C8	2.99	0.42
37:BQ:9:TYR:HD2	37:BQ:9:TYR:O	2.03	0.42
51:B4:57:ILE:CG2	51:B4:59:VAL:HG23	2.49	0.42
32:DI:5:LEU:HD22	32:DI:19:VAL:HG12	2.02	0.42
23:CT:76:ALA:O	23:CT:80:ARG:HG2	2.19	0.42
32:DI:113:ARG:HB2	32:DI:130:TYR:CE1	2.55	0.42
34:BN:66:THR:H	34:BN:71:MET:CE	2.32	0.42
25:BA:2721:A:H1'	25:BA:2873:A:O2'	2.19	0.42
1:AA:668:G:H1'	18:AO:46:HIS:CD2	2.47	0.42
7:CD:57:ARG:HA	7:CD:202:LEU:HD12	2.00	0.42
25:BA:2687:U:H2'	25:BA:2688:U:O4'	2.20	0.42
41:DU:102:GLU:N	41:DU:103:PRO:CD	2.82	0.42
4:AY:145:TRP:O	4:AY:148:MET:HB2	2.20	0.42
32:BI:12:LEU:HD22	32:BI:12:LEU:N	2.34	0.42
25:DA:871:U:H4'	37:DQ:69:PHE:CD2	2.55	0.42
30:BG:88:ILE:CG1	30:BG:89:GLY:N	2.82	0.42
12:AI:104:ARG:O	12:AI:105:ASP:HB3	2.19	0.42
1:CA:953:G:H5'	1:CA:965:A:H61	1.85	0.42
25:BA:2277:G:H2'	25:BA:2278:A:H5''	2.01	0.42
48:B1:48:LYS:HE3	48:B1:50:ARG:NH1	2.35	0.42
33:BK:112:MET:N	33:BK:113:PRO:CD	2.82	0.42
30:DG:173:LEU:HB3	30:DG:178:PHE:CG	2.54	0.42
3:CW:40:C:O2'	3:CW:41:C:H5'	2.19	0.42
14:AK:21:ILE:HD13	14:AK:82:VAL:HG13	2.00	0.42
26:DB:75:G:N1	26:DB:102:G:N2	2.68	0.42
42:DV:35:LEU:HB3	42:DV:37:VAL:HG23	2.01	0.42
30:BG:125:PHE:CZ	30:BG:173:LEU:HD12	2.54	0.42
32:BI:40:THR:HG23	32:BI:43:ASN:HB2	2.01	0.42
26:BB:29:A:H1'	26:BB:59:A:C2	2.55	0.42
1:CA:255:G:H2'	1:CA:256:U:C6	2.54	0.42
1:CA:1353:G:H2'	1:CA:1354:C:C6	2.55	0.42
29:BF:176:LEU:HD11	29:BF:180:GLY:HA3	2.01	0.42
25:DA:2025:C:H2'	25:DA:2026:C:H6	1.83	0.42

*Continued on next page...*



*Continued from previous page...*

Atom-1	Atom-2	Distance(Å)	Clash(Å)
49:D2:28:LYS:HD3	49:D2:28:LYS:HA	1.90	0.42
25:BA:956:G:H2'	25:BA:957:A:H2'	2.02	0.42
1:CA:758:G:H8	1:CA:758:G:O5'	2.02	0.42
25:BA:2259:G:C2	25:BA:2282:G:C6	3.07	0.42
26:BB:32:C:O4'	26:BB:52:A:N6	2.50	0.42
18:AO:35:ARG:HG2	18:AO:59:MET:HE1	2.00	0.42
1:CA:445:G:C6	1:CA:490:G:C6	3.08	0.42
1:CA:750:G:N3	18:CO:23:GLY:HA3	2.35	0.42
14:CK:88:GLY:O	14:CK:91:ARG:HB2	2.19	0.42
25:DA:1934:C:C2'	25:DA:1935:G:H5'	2.49	0.42
8:CE:69:VAL:HG12	8:CE:71:LEU:HD23	2.02	0.42
25:DA:1987:G:H2'	25:DA:1988:C:C6	2.55	0.42
25:BA:836:G:C5	25:BA:837:C:C4	3.06	0.42
25:DA:2817:G:C4	25:DA:2830:G:N2	2.88	0.42
28:BE:167:VAL:HG22	28:BE:168:MET:N	2.33	0.42
28:DE:167:VAL:HG22	28:DE:168:MET:N	2.35	0.42
25:DA:1826:G:H4'	27:DD:242:ARG:CZ	2.50	0.42
40:BT:88:ILE:HD12	40:BT:89:VAL:N	2.35	0.42
50:B3:55:ARG:N	50:B3:55:ARG:HD2	2.34	0.42
22:AS:12:ASP:HB3	22:AS:14:HIS:CE1	2.54	0.42
25:BA:520:G:H2'	25:BA:521:G:H8	1.85	0.42
1:AA:451:A:N7	1:AA:481:G:C6	2.88	0.42
44:DX:52:VAL:HG21	44:DX:84:ALA:HA	2.01	0.42
36:DP:18:ARG:HB3	36:DP:18:ARG:HE	1.70	0.42
25:DA:1625:C:H2'	25:DA:1626:G:O4'	2.19	0.42
7:AD:9:CYS:SG	7:AD:31:CYS:O	2.78	0.42
55:B8:30:ARG:HD3	55:B8:30:ARG:HA	1.61	0.42
36:DP:86:LYS:HG3	36:DP:87:ASP:N	2.33	0.42
5:AB:39:ILE:N	5:AB:39:ILE:HD12	2.35	0.42
12:AI:84:ALA:O	12:AI:87:GLN:HB3	2.19	0.42
12:CI:4:TYR:HD2	12:CI:84:ALA:O	2.02	0.42
25:BA:2287:A:H2	25:BA:2383:G:H21	1.67	0.42
11:AH:17:THR:C	11:AH:78:GLN:HE22	2.23	0.42
30:DG:60:LEU:HD12	30:DG:68:PRO:HB3	2.02	0.42
25:DA:2307:G:O2'	25:DA:2311:A:N7	2.52	0.42
4:AY:20:ARG:O	4:AY:24:LYS:HG3	2.20	0.42
19:CP:21:VAL:HG23	19:CP:33:ILE:HB	2.02	0.42
49:D2:42:GLY:O	49:D2:43:GLN:C	2.58	0.42
1:CA:521:G:O2'	1:CA:522:C:H5'	2.20	0.42
16:AM:66:LEU:N	16:AM:66:LEU:HD23	2.34	0.42
28:BE:201:THR:HG22	28:BE:203:LYS:N	2.34	0.42
38:BR:48:VAL:HA	38:BR:51:LEU:CD1	2.47	0.42

*Continued on next page...*



*Continued from previous page...*

Atom-1	Atom-2	Distance(Å)	Clash(Å)
25:DA:2542:A:OP1	25:DA:2542:A:H4'	2.19	0.42
7:AD:79:PHE:CE1	7:AD:204:ILE:HG12	2.54	0.42
25:DA:1459:G:C2'	25:DA:1459:G:N3	2.81	0.42
15:CL:46:LYS:CB	15:CL:47:PRO:HD3	2.50	0.42
6:CC:134:ILE:O	6:CC:138:VAL:HG23	2.19	0.42
21:CR:79:LEU:HA	21:CR:80:PRO:HD3	1.81	0.42
13:AJ:54:PHE:CG	13:AJ:55:LYS:N	2.88	0.42
15:CL:26:LEU:C	15:CL:28:GLY:N	2.73	0.42
25:DA:1465:G:O2'	25:DA:1466:G:H5'	2.20	0.42
14:CK:20:TYR:CE2	14:CK:83:ILE:HD12	2.55	0.42
1:CA:754:C:H3'	1:CA:754:C:O2	2.19	0.42
25:BA:869:G:C4	25:BA:870:A:C8	3.07	0.42
11:CH:20:TYR:HD1	11:CH:65:TYR:CE2	2.38	0.42
1:CA:68(I):G:C8	1:CA:68(K):U:O4	2.72	0.42
1:AA:758:G:H8	1:AA:758:G:O5'	2.02	0.42
1:AA:757:U:O2'	1:AA:879:C:H1'	2.20	0.42
26:DB:32:C:O4'	26:DB:52:A:N6	2.50	0.42
25:BA:298:G:P	45:BY:85:VAL:HG22	2.59	0.42
18:CO:10:LYS:O	18:CO:14:GLU:HB2	2.20	0.42
10:CG:38:LEU:O	10:CG:42:ILE:HG13	2.19	0.42
25:DA:1794:U:H2'	25:DA:1795:C:H6	1.83	0.42
37:BQ:57:HIS:NE2	37:BQ:116:GLU:HG2	2.35	0.42
25:BA:756:C:H2'	25:BA:757:U:O4'	2.20	0.42
25:DA:270(Y):G:C2	25:DA:270(Z):U:O4	2.73	0.42
44:BX:5:TYR:CE2	49:B2:30:ARG:HG3	2.54	0.42
46:BZ:152:ALA:C	46:BZ:154:ASP:H	2.23	0.42
27:BD:61:LEU:HA	27:BD:61:LEU:HD13	1.76	0.42
5:AB:111:ARG:HH11	5:AB:111:ARG:HG2	1.85	0.42
14:CK:115:PRO:C	14:CK:117:ASN:H	2.22	0.42
7:CD:50:ARG:HA	7:CD:51:PRO:HD3	1.82	0.42
33:BK:97:GLY:O	33:BK:136:VAL:HG23	2.19	0.42
25:BA:1899:G:H2'	25:BA:1900:A:OP2	2.18	0.42
41:DU:95:LEU:HD13	42:DV:4:ILE:HG23	2.00	0.42
4:AY:192:LEU:O	4:AY:358:ILE:HD13	2.19	0.42
28:DE:47:VAL:HG12	28:DE:49:LEU:HD22	2.01	0.42
25:DA:1468(J):G:O2'	25:DA:1558:A:C2	2.73	0.42
1:CA:1201:A:H4'	1:CA:1202:G:O5'	2.20	0.42
5:CB:211:ILE:O	5:CB:215:LEU:HD23	2.20	0.42
5:AB:208:ILE:H	5:AB:208:ILE:CD1	2.25	0.42
16:AM:29:ARG:HB3	16:AM:64:TRP:CH2	2.55	0.42
28:DE:55:ASN:C	28:DE:57:LYS:H	2.23	0.42
13:AJ:8:LEU:HG	13:AJ:96:ILE:HG22	2.01	0.42

*Continued on next page...*



*Continued from previous page...*

Atom-1	Atom-2	Distance(Å)	Clash(Å)
31:BH:98:LEU:HD12	31:BH:102:ALA:O	2.19	0.42
25:DA:1178:C:H2'	25:DA:1179:C:C6	2.54	0.42
25:DA:71:A:C2	44:DX:31:HIS:CE1	3.01	0.42
23:CT:72:LEU:HD11	23:CT:77:ALA:CA	2.48	0.42
1:AA:625:G:C4	1:AA:626:U:C5	3.07	0.42
31:BH:13:LYS:CD	31:BH:14:GLY:N	2.81	0.42
12:CI:104:ARG:O	12:CI:105:ASP:HB3	2.20	0.42
4:CY:324:ILE:H	4:CY:324:ILE:HD13	1.85	0.42
3:AW:40:C:O2'	3:AW:41:C:H5'	2.19	0.42
25:BA:2290:G:C5	25:BA:2291:U:C4	3.07	0.42
1:AA:515:G:H2'	1:AA:516:U:O4'	2.18	0.42
1:AA:953:G:H5'	1:AA:965:A:H61	1.85	0.42
35:BO:68:GLU:CA	35:BO:78:ARG:HB3	2.48	0.42
25:BA:1827:C:H2'	25:BA:1828:G:O4'	2.19	0.42
25:BA:1290:C:H2'	25:BA:1291:C:C6	2.55	0.42
25:DA:27:G:C2	25:DA:512:G:N3	2.87	0.42
6:AC:77:ILE:O	6:AC:83:ARG:HB3	2.20	0.42
6:AC:79:ARG:NH1	6:AC:82:GLU:HB2	2.34	0.42
39:DS:89:ARG:HD2	39:DS:94:TYR:N	2.34	0.42
1:CA:637:G:C4	1:CA:638:G:C8	3.07	0.42
27:BD:67:PHE:CE2	27:BD:106:ILE:HD11	2.52	0.42
47:D0:27:GLU:HG3	47:D0:68:GLU:HA	2.01	0.42
27:DD:115:GLN:HB3	27:DD:115:GLN:HE21	1.61	0.42
1:AA:354:G:H2'	1:AA:354:G:N3	2.34	0.42
17:AN:36:PHE:HB3	17:AN:37:PHE:CD2	2.54	0.42
31:DH:43:VAL:O	31:DH:44:VAL:HB	2.18	0.42
25:DA:2202(A):U:O2'	25:DA:2202(B):C:H5'	2.19	0.42
1:AA:186(C):G:C6	1:AA:186(O):G:N1	2.88	0.42
25:DA:1014:U:O2	25:DA:1149:G:C2	2.73	0.42
18:CO:8:LYS:HE2	18:CO:31:LEU:HD21	2.00	0.42
1:AA:838:G:N2	1:AA:849:C:N3	2.67	0.42
25:DA:957:A:N1	25:DA:2458:G:H4'	2.34	0.42
41:BU:8:VAL:HG12	41:BU:11:ARG:HH21	1.85	0.42
1:CA:1292:U:O2'	1:CA:1293:G:H5'	2.19	0.42
25:BA:2749:A:H1'	31:BH:63:SER:OG	2.20	0.42
33:BK:78:ILE:HG13	33:BK:99:ILE:CD1	2.50	0.42
1:CA:782:A:O3'	1:CA:1515:C:H4'	2.18	0.42
1:CA:1499:A:H1'	1:CA:1520:G:H5'	2.02	0.42
6:AC:173:VAL:N	6:AC:174:PRO:HD3	2.35	0.42
4:CY:106:GLU:HA	4:CY:109:LYS:CG	2.49	0.42
14:AK:61:ALA:CB	14:AK:90:GLY:HA3	2.49	0.42
25:DA:2662:A:H2'	25:DA:2663:G:O4'	2.19	0.42

*Continued on next page...*



*Continued from previous page...*

Atom-1	Atom-2	Distance(Å)	Clash(Å)
16:AM:106:ASN:O	16:AM:107:ALA:HB3	2.19	0.42
25:DA:210:C:H2'	25:DA:211:A:C8	2.55	0.42
25:DA:1215:G:C4	25:DA:1216:G:C8	3.07	0.42
25:DA:1686:C:H2'	25:DA:1687:G:O4'	2.20	0.42
42:DV:4:ILE:HG22	42:DV:39:LEU:HD23	2.01	0.42
44:BX:52:VAL:HG21	44:BX:84:ALA:HA	2.02	0.42
36:DP:13:ASN:O	36:DP:15:ARG:N	2.53	0.42
6:AC:19:GLU:HA	6:AC:54:ARG:HH12	1.85	0.42
55:D8:34:TRP:CG	55:D8:35:GLN:N	2.88	0.42
27:BD:31:LYS:HE3	27:BD:33:LEU:HD11	2.01	0.42
36:DP:87:ASP:O	36:DP:90:ARG:HB2	2.19	0.42
32:BI:72:LEU:HD13	32:BI:72:LEU:HA	1.84	0.42
32:DI:95:LYS:C	32:DI:97:ILE:H	2.22	0.42
30:BG:60:LEU:HD12	30:BG:68:PRO:HB3	2.01	0.42
7:CD:30:LYS:HE3	7:CD:35:ARG:NH2	2.35	0.42
11:CH:17:THR:HG21	11:CH:80:ILE:HD13	2.02	0.42
1:CA:972:C:O3'	13:CJ:57:LYS:HG3	2.20	0.42
1:AA:926:G:C6	1:AA:1505:G:C5	3.07	0.42
40:DT:105:LEU:HD22	40:DT:109:GLU:HB2	2.01	0.42
14:CK:59:TYR:CE2	14:CK:63:LEU:HD11	2.55	0.42
31:BH:87:LEU:HB2	31:BH:131:VAL:HB	2.02	0.42
44:DX:62:LYS:O	44:DX:73:ARG:HB2	2.20	0.42
28:BE:55:ASN:C	28:BE:57:LYS:H	2.23	0.42
44:BX:32:PRO:HA	44:BX:77:LYS:HB2	2.02	0.42
23:CT:67:ALA:HA	23:CT:72:LEU:O	2.20	0.42
23:CT:72:LEU:HD11	23:CT:77:ALA:HB2	2.00	0.42
28:BE:201:THR:HG22	28:BE:202:LYS:H	1.83	0.42
1:AA:46:G:O2'	1:AA:365:U:H1'	2.19	0.42
27:DD:149:PRO:O	27:DD:150:LYS:HB2	2.20	0.42
34:BN:143:LEU:CD2	34:BN:145:VAL:HG23	2.47	0.42
25:DA:2389:G:C5'	25:DA:2390:U:H5'	2.47	0.42
25:BA:1027:A:C2	25:BA:2488:A:H5'	2.55	0.42
25:DA:2277:G:H2'	25:DA:2278:A:H5''	2.01	0.42
40:DT:57:PHE:C	40:DT:58:ASN:HD22	2.23	0.42
25:DA:1550:C:H2'	25:DA:1551:C:C6	2.51	0.42
26:DB:6:C:O2'	26:DB:7:G:H5'	2.20	0.42
1:CA:833:U:C2	1:CA:834:C:C5	3.07	0.42
25:BA:2864:G:O2'	25:BA:2865:U:H5'	2.19	0.42
14:AK:20:TYR:HB2	14:AK:31:THR:HG23	2.01	0.42
1:CA:1298:C:C6	10:CG:114:ARG:NH1	2.88	0.42
25:DA:1056:G:H21	25:DA:1104:C:H42	1.67	0.42
32:BI:38:LEU:C	32:BI:40:THR:H	2.22	0.42

*Continued on next page...*



*Continued from previous page...*

Atom-1	Atom-2	Distance(Å)	Clash(Å)
43:DW:70:TYR:N	43:DW:70:TYR:HD2	2.18	0.42
30:DG:50:ALA:HB1	30:DG:53:LEU:HD23	2.02	0.42
25:DA:137(B):G:N2	44:DX:44:GLU:OE1	2.53	0.42
29:BF:33:LEU:HD12	29:BF:33:LEU:HA	1.76	0.42
25:DA:580:C:H2'	25:DA:581:C:H6	1.84	0.42
25:DA:865:C:H4'	25:DA:866:A:OP1	2.19	0.42
25:DA:1568:G:P	27:DD:63:ARG:HH22	2.42	0.42
25:DA:2815:C:O2'	52:D5:43:HIS:HD2	2.02	0.42
32:DI:53:ALA:HB1	32:DI:57:ARG:NH2	2.34	0.42
1:CA:780:A:C2	1:CA:803:G:N1	2.88	0.42
44:BX:53:LYS:HB3	44:BX:82:GLN:HB3	2.02	0.42
1:CA:849:C:C2'	1:CA:850:U:H5'	2.50	0.42
46:BZ:70:LEU:HD23	46:BZ:70:LEU:HA	1.83	0.42
41:BU:27:LEU:HD22	41:BU:31:SER:HB3	2.01	0.42
25:BA:357:A:H2'	25:BA:357(A):U:H6	1.84	0.42
11:AH:19:VAL:CG2	11:AH:21:LYS:HG2	2.50	0.42
1:AA:278:G:N2	20:AQ:95:TYR:HB3	2.35	0.42
25:BA:2567:G:H2'	25:BA:2568:C:C6	2.55	0.42
1:AA:302:G:H21	1:AA:556:C:C4'	2.33	0.42
1:CA:529:G:O6	15:CL:48:ASN:ND2	2.52	0.42
1:AA:1386:G:H2'	1:AA:1387:G:H8	1.85	0.42
1:CA:1256:A:C6	1:CA:1278:U:H5''	2.55	0.42
25:DA:445:C:O2'	25:DA:446:G:H5'	2.19	0.42
25:BA:1934:C:C2'	25:BA:1935:G:H5'	2.50	0.42
25:BA:2324:C:H5''	25:BA:2325:G:O5'	2.20	0.42
45:DY:88:LYS:HB2	45:DY:89:PHE:H	1.45	0.42
31:DH:78:GLY:O	31:DH:82:GLY:HA2	2.20	0.42
25:BA:412:A:N3	25:BA:412:A:H2'	2.34	0.42
40:BT:20:PRO:HD2	40:BT:86:ILE:HG23	2.01	0.42
3:CW:30:G:N2	3:CW:31:G:H1'	2.34	0.42
13:CJ:30:SER:OG	13:CJ:81:THR:HG22	2.20	0.42
41:BU:86:ALA:HB3	41:BU:88:ILE:HG13	2.02	0.42
41:DU:59:ARG:O	41:DU:62:ILE:N	2.53	0.42
42:DV:77:ALA:O	42:DV:79:VAL:HG23	2.20	0.42
25:BA:1142:A:C4	25:BA:1144:G:N7	2.87	0.42
34:DN:151:HIS:HE1	34:DN:157:ARG:CZ	2.33	0.42
16:AM:49:THR:HB	16:AM:52:GLU:CG	2.50	0.42
30:DG:34:LEU:CD2	30:DG:161:THR:HG22	2.46	0.42
10:AG:70:LYS:HG3	10:AG:96:GLN:HB3	2.00	0.42
1:AA:509:A:C3'	1:AA:509:A:OP2	2.58	0.42
10:CG:70:LYS:HG2	10:CG:96:GLN:HB3	2.02	0.42
25:DA:1468(J):G:N3	25:DA:1468(K):G:C8	2.88	0.42

*Continued on next page...*



*Continued from previous page...*

Atom-1	Atom-2	Distance(Å)	Clash(Å)
5:AB:25:ASN:HA	5:AB:26:PRO:HD2	1.90	0.42
12:CI:87:GLN:C	12:CI:89:ASN:H	2.23	0.42
8:AE:75:THR:CG2	8:AE:76:ILE:H	2.28	0.42
25:DA:2285:C:H2'	25:DA:2286:A:H5''	2.02	0.42
45:DY:4:LYS:H	45:DY:4:LYS:HD3	1.84	0.42
36:DP:95:VAL:CG2	36:DP:125:VAL:HB	2.49	0.42
36:DP:89:ALA:C	36:DP:91:PHE:H	2.22	0.42
36:DP:91:PHE:CE2	36:DP:95:VAL:HG12	2.49	0.42
1:CA:390:C:O3'	19:CP:28:ARG:NH2	2.53	0.42
1:CA:68(P):C:C4	1:CA:68(Q):U:C4	3.08	0.42
34:DN:35:ARG:HH21	34:DN:160:LYS:HD2	1.85	0.42
25:BA:1348:G:H1	25:BA:1598:C:H42	1.66	0.42
32:BI:62:LYS:HE3	32:BI:136:VAL:CG2	2.50	0.42
31:DH:126:PRO:O	31:DH:127:GLU:HB2	2.20	0.42
36:BP:57:THR:O	36:BP:58:THR:HG23	2.20	0.42
31:BH:92:ILE:H	31:BH:92:ILE:CD1	2.28	0.42
31:DH:15:VAL:HB	31:DH:17:VAL:HG22	2.02	0.42
25:DA:2687:U:H2'	25:DA:2688:U:O4'	2.20	0.42
25:BA:1653:G:H3'	38:BR:4:LEU:HB2	2.01	0.42
7:CD:199:ASN:ND2	7:CD:202:LEU:H	2.17	0.42
1:CA:623:C:H6	1:CA:623:C:O5'	2.02	0.42
9:CF:69:GLU:H	9:CF:69:GLU:CD	2.23	0.42
25:BA:2516:G:C6	25:BA:2517:C:C4	3.08	0.42
34:DN:78:VAL:HB	34:DN:149:PRO:HB3	2.01	0.42
33:DK:53:VAL:HA	33:DK:54:PRO:HD3	1.76	0.42
28:BE:50:GLY:O	28:BE:51:PHE:HB2	2.20	0.42
25:DA:1787:A:N3	25:DA:1787:A:H2'	2.35	0.42
25:DA:2278:A:H5''	47:D0:12:ASN:HD21	1.84	0.42
26:DB:6:C:C2	26:DB:115:G:N2	2.88	0.42
25:BA:912:C:O2	25:BA:912:C:C2'	2.67	0.42
22:CS:28:LYS:HB2	22:CS:28:LYS:HZ2	1.85	0.42
38:DR:82:GLU:C	38:DR:85:PRO:HD2	2.40	0.42
25:BA:1952:A:C5	35:BO:22:ILE:CD1	3.03	0.42
53:D6:14:THR:HG21	53:D6:52:VAL:HG21	2.02	0.42
25:DA:1203:G:C6	25:DA:1204:A:C6	3.08	0.42
1:AA:849:C:C2'	1:AA:850:U:H5'	2.49	0.42
27:BD:77:ALA:HB2	27:BD:97:TYR:CD2	2.54	0.42
34:DN:43:GLY:HA2	34:DN:84:ARG:CG	2.49	0.42
21:CR:43:PHE:C	21:CR:51:LEU:HD12	2.39	0.42
45:BY:56:PRO:HB2	45:BY:57:GLN:H	1.51	0.42
7:AD:138:TYR:HD1	7:AD:138:TYR:C	2.22	0.42
25:DA:2749:A:H1'	31:DH:63:SER:OG	2.18	0.42

*Continued on next page...*



*Continued from previous page...*

Atom-1	Atom-2	Distance(Å)	Clash(Å)
46:DZ:28:MET:HA	46:DZ:88:PHE:HB2	2.02	0.42
1:AA:556:C:C2'	1:AA:557:G:H5'	2.49	0.42
1:CA:682:G:C6	1:CA:709:G:C6	3.07	0.42
25:DA:253:C:H2'	25:DA:254:G:O4'	2.20	0.42
47:B0:82:ARG:HA	47:B0:83:PRO:HD3	1.88	0.42
25:BA:1845:G:O2'	25:BA:1846:G:H5'	2.20	0.42
50:B3:12:PRO:HB2	50:B3:20:LYS:HD3	2.00	0.42
25:BA:2766:G:N3	25:BA:2766:G:H2'	2.35	0.42
21:AR:88:LYS:OXT	21:AR:88:LYS:HD3	2.20	0.42
27:DD:95:LEU:HD12	27:DD:95:LEU:O	2.20	0.42
15:AL:53:LYS:HD2	15:AL:53:LYS:N	2.34	0.42
14:AK:88:GLY:O	14:AK:91:ARG:HB2	2.20	0.42
6:CC:11:ARG:NH2	6:CC:180:ALA:HB3	2.35	0.42
27:BD:7:LYS:CG	27:BD:8:PRO:HD2	2.49	0.42
4:AY:98:GLU:HA	4:AY:101:LYS:HG2	2.01	0.42
13:AJ:4:ILE:HG23	13:AJ:98:ILE:HG23	2.02	0.42
1:AA:429:U:H4'	1:AA:430:A:O5'	2.18	0.42
25:BA:1625:C:H2'	25:BA:1626:G:O4'	2.20	0.42
1:CA:1145:C:O2	1:CA:1146:A:N7	2.53	0.42
48:D1:40:ARG:HH21	48:D1:42:GLN:HG2	1.84	0.42
25:BA:1006:C:C2	25:BA:1138:G:N2	2.88	0.42
4:CY:317:PRO:O	4:CY:318:ILE:HG22	2.19	0.42
1:AA:500:G:H1	1:AA:545:C:H42	1.68	0.42
26:BB:11:C:N4	26:BB:110:G:H1	2.18	0.42
26:BB:11:C:C2'	26:BB:12:C:C6	3.03	0.42
55:B8:61:LEU:O	55:B8:62:LEU:HB2	2.19	0.42
44:BX:57:LEU:HD12	44:BX:78:LYS:O	2.18	0.42
1:AA:986:A:C6	1:AA:1220:G:N1	2.88	0.42
49:B2:42:GLY:O	49:B2:43:GLN:C	2.58	0.42
25:DA:381:G:C4	25:DA:394:A:C2	3.08	0.42
45:DY:49:VAL:HB	45:DY:50:ARG:H	1.50	0.42
42:BV:79:VAL:O	42:BV:80:GLN:C	2.58	0.42
5:CB:167:PRO:O	5:CB:171:ALA:HB2	2.19	0.42
23:CT:72:LEU:HD22	23:CT:73:HIS:H	1.84	0.42
1:CA:1270:C:O2'	1:CA:1314:C:H5'	2.20	0.42
45:DY:8:LYS:HZ3	45:DY:8:LYS:HG3	1.77	0.42
27:DD:25:THR:CG2	27:DD:82:ILE:N	2.80	0.42
25:DA:2419:U:P	55:D8:33:ASN:HD21	2.43	0.42
1:AA:1187:G:H2'	1:AA:1188:A:H8	1.85	0.42
41:BU:102:GLU:H	41:BU:103:PRO:HD3	1.85	0.42
19:CP:22:THR:HG22	19:CP:32:TYR:CB	2.50	0.42
25:BA:18:C:O3'	41:BU:23:GLY:HA2	2.19	0.42

*Continued on next page...*



*Continued from previous page...*

Atom-1	Atom-2	Distance(Å)	Clash(Å)
25:BA:2477:C:H6	25:BA:2477:C:H3'	1.84	0.42
18:AO:65:ARG:O	18:AO:68:ARG:HB2	2.20	0.42
18:CO:65:ARG:O	18:CO:68:ARG:HB2	2.20	0.42
28:BE:51:PHE:CD1	28:BE:52:LEU:N	2.88	0.42
40:DT:100:TYR:HD2	40:DT:103:ARG:NH1	2.18	0.42
5:CB:97:TRP:CZ2	5:CB:101:MET:HB2	2.55	0.42
50:B3:56:VAL:HG12	50:B3:57:GLU:N	2.35	0.42
25:BA:570:G:H2'	25:BA:2030:A:C5	2.55	0.42
16:CM:101:GLN:HG2	16:CM:101:GLN:H	1.55	0.42
25:DA:2864:G:C6	25:DA:2865:U:N3	2.88	0.42
25:BA:1771:C:O2'	25:BA:1786:A:C8	2.66	0.42
11:CH:103:VAL:CG2	11:CH:110:ALA:HB2	2.49	0.42
30:DG:125:PHE:CZ	30:DG:173:LEU:HD12	2.55	0.42
1:AA:358:U:H2'	1:AA:359:U:C6	2.55	0.42
26:BB:75:G:H21	46:BZ:85:HIS:HE1	1.68	0.42
1:CA:1400:C:O4'	2:CV:18:G:C6	2.73	0.42
6:AC:78:GLY:C	6:AC:79:ARG:HD3	2.40	0.42
25:DA:1076:C:H2'	25:DA:1077:A:C4'	2.49	0.42
48:B1:46:LEU:HD23	48:B1:46:LEU:O	2.20	0.42
7:AD:70:ILE:HA	7:AD:70:ILE:HD12	1.89	0.42
46:BZ:5:LEU:C	46:BZ:5:LEU:HD23	2.41	0.42
32:BI:7:GLU:HA	32:BI:15:VAL:HG22	2.01	0.42
32:BI:7:GLU:CA	32:BI:15:VAL:HG22	2.50	0.42
1:CA:116:A:OP2	1:CA:116:A:H8	2.02	0.42
1:CA:302:G:N3	1:CA:556:C:H4'	2.35	0.42
43:BW:70:TYR:N	43:BW:70:TYR:HD2	2.18	0.42
6:AC:29:TYR:HD1	6:AC:29:TYR:O	2.03	0.42
25:BA:1837:C:O2	25:BA:1927:A:H2	2.02	0.42
25:DA:1784:A:H4'	25:DA:1785:A:C5'	2.49	0.42
1:CA:35:G:H2'	1:CA:36:C:C6	2.54	0.42
25:BA:580:C:H2'	25:BA:581:C:H6	1.83	0.42
1:CA:805:C:H2'	1:CA:806:C:H6	1.85	0.42
1:AA:1076:C:C2	1:AA:1082:G:C2	3.08	0.42
1:AA:1114:C:H2'	1:AA:1115:C:H6	1.84	0.42
31:BH:83:TYR:CD1	31:BH:138:LYS:HB2	2.55	0.42
21:CR:86:VAL:HB	21:CR:87:ARG:H	1.70	0.42
1:AA:780:A:C2	1:AA:803:G:N1	2.88	0.42
25:DA:1837:C:O2	25:DA:1927:A:H2	2.03	0.42
25:DA:686:G:N2	25:DA:788:A:H61	2.18	0.42
46:DZ:56:VAL:HA	46:DZ:70:LEU:CD2	2.50	0.42
34:BN:28:VAL:HA	34:BN:29:PRO:HD2	1.92	0.42
50:B3:9:VAL:HG21	50:B3:55:ARG:HD3	2.01	0.42

*Continued on next page...*



*Continued from previous page...*

Atom-1	Atom-2	Distance(Å)	Clash(Å)
10:AG:16:LEU:HD12	12:AI:42:ARG:HA	2.02	0.42
1:CA:518:C:C5	1:CA:530:G:C4	3.08	0.42
25:BA:2505:G:O6	25:BA:2576:G:H2'	2.20	0.42
51:D4:41:ILE:HD13	51:D4:47:VAL:HG13	2.01	0.42
35:BO:34:THR:O	35:BO:37:ASP:HB2	2.20	0.42
1:AA:698:G:C6	1:AA:699:C:C4	3.07	0.42
25:DA:1468(H):C:O2'	25:DA:1468(I):A:H5'	2.20	0.42
42:BV:44:LYS:O	42:BV:45:THR:HG23	2.19	0.42
45:BY:26:LYS:HE3	45:BY:26:LYS:HB2	1.76	0.42
51:B4:41:ILE:HD13	51:B4:47:VAL:HG13	2.02	0.42
1:CA:1401:G:C2	1:CA:1402:C:H1'	2.55	0.42
25:DA:673:C:O2'	29:DF:82:ILE:HD13	2.19	0.42
42:DV:32:THR:HG23	42:DV:58:VAL:HG13	2.00	0.42
48:D1:11:ARG:HG2	48:D1:61:ARG:O	2.20	0.41
41:DU:91:ASP:CG	41:DU:96:ALA:HB2	2.40	0.41
36:BP:13:ASN:O	36:BP:15:ARG:N	2.53	0.41
25:BA:1191:G:OP1	36:BP:35:HIS:CD2	2.73	0.41
28:BE:2:LYS:HE2	28:BE:95:ILE:O	2.20	0.41
7:AD:22:LYS:CG	7:AD:26:CYS:SG	3.08	0.41
30:DG:33:ARG:O	30:DG:161:THR:HA	2.20	0.41
5:AB:18:GLY:O	5:AB:19:HIS:HB2	2.20	0.41
4:AY:333:TYR:CG	4:AY:333:TYR:O	2.73	0.41
25:DA:2307:G:H5''	25:DA:2308:G:OP2	2.19	0.41
28:BE:132:HIS:CD2	28:BE:135:HIS:HE1	2.36	0.41
40:BT:105:LEU:HD22	40:BT:109:GLU:HB2	2.02	0.41
13:CJ:24:VAL:HG13	13:CJ:28:ARG:HD2	2.02	0.41
31:DH:98:LEU:HD12	31:DH:102:ALA:O	2.20	0.41
25:DA:773:U:H4'	27:DD:47:GLY:CA	2.45	0.41
1:AA:1238:A:C2	1:AA:1241:G:H1'	2.55	0.41
39:DS:51:ALA:CB	39:DS:73:LEU:HG	2.48	0.41
35:BO:47:ILE:HG13	35:BO:48:PRO:HD2	2.01	0.41
1:AA:972:C:O3'	13:AJ:57:LYS:HG3	2.19	0.41
25:BA:602:G:O5'	25:BA:602:G:H8	2.03	0.41
25:DA:1536:A:C8	25:DA:1537:C:C4	3.08	0.41
1:CA:376:G:OP1	19:CP:5:ARG:HB2	2.20	0.41
5:CB:28:PHE:HE1	5:CB:190:THR:HG22	1.85	0.41
1:CA:1227:A:H2	1:CA:1228:C:C2	2.37	0.41
4:AY:202:LEU:CD1	4:AY:204:ARG:HG2	2.47	0.41
34:DN:143:LEU:HD23	34:DN:144:LYS:N	2.35	0.41
33:DK:20:ALA:HA	33:DK:21:PRO:HD3	1.91	0.41
4:CY:269:THR:OG1	4:CY:271:ILE:HG22	2.20	0.41
53:D6:15:GLU:OE1	53:D6:18:ARG:HD2	2.19	0.41

*Continued on next page...*



*Continued from previous page...*

Atom-1	Atom-2	Distance(Å)	Clash(Å)
25:BA:185:U:H2'	25:BA:186:G:C8	2.55	0.41
1:CA:1123:A:H5''	13:CJ:36:GLY:HA3	2.02	0.41
25:DA:2315:G:H2'	25:DA:2316:C:H6	1.84	0.41
25:DA:1287:A:C5	25:DA:1288:U:C4	3.08	0.41
15:AL:40:ARG:HG2	15:AL:41:THR:H	1.85	0.41
1:AA:144:G:C6	1:AA:179:A:N1	2.88	0.41
25:BA:155(A):U:O2	25:BA:171:G:C6	2.73	0.41
44:DX:53:LYS:HB3	44:DX:82:GLN:HB3	2.02	0.41
25:BA:2202(B):C:O2	25:BA:2202(H):G:C2	2.73	0.41
25:DA:1952:A:C5	35:DO:22:ILE:CD1	3.02	0.41
25:DA:889:C:HO2'	25:DA:890:A:P	2.43	0.41
1:AA:1292:U:O2'	1:AA:1293:G:H5'	2.20	0.41
48:D1:84:GLY:O	48:D1:85:LEU:C	2.58	0.41
1:CA:662:G:O2'	1:CA:836:G:H5'	2.20	0.41
50:D3:4:LEU:O	50:D3:36:VAL:HA	2.20	0.41
26:BB:43:C:C2'	26:BB:44:G:H5'	2.50	0.41
34:DN:57:LEU:O	34:DN:72:GLY:HA3	2.20	0.41
46:BZ:56:VAL:HA	46:BZ:70:LEU:CD2	2.50	0.41
1:CA:186(I):U:C4	20:CQ:72:ARG:NH2	2.88	0.41
25:DA:2036:C:H5'	25:DA:2036:C:H6	1.84	0.41
25:BA:2039:C:H2'	25:BA:2040:C:C6	2.55	0.41
29:BF:125:LEU:HB3	29:BF:196:LEU:HD21	2.01	0.41
33:BK:78:ILE:HG13	33:BK:99:ILE:HD13	2.02	0.41
38:BR:32:GLY:O	38:BR:115:GLU:HA	2.20	0.41
25:DA:503:A:C6	25:DA:506:G:C6	3.08	0.41
21:CR:22:VAL:HG23	21:CR:55:ARG:O	2.20	0.41
33:DK:81:ALA:HB3	33:DK:99:ILE:HG21	2.00	0.41
27:DD:57:GLY:N	27:DD:216:GLY:HA2	2.35	0.41
25:BA:1834:U:H4'	25:BA:1969:A:C6	2.54	0.41
36:BP:127:ALA:HB3	36:BP:130:PHE:CE2	2.55	0.41
52:D5:13:LYS:HB3	52:D5:13:LYS:HE2	1.88	0.41
25:DA:346:A:H2'	25:DA:346:A:N3	2.35	0.41
1:AA:1100:C:OP2	5:AB:96:ARG:HG2	2.20	0.41
11:CH:11:THR:HA	11:CH:14:ARG:NH1	2.36	0.41
34:BN:90:LEU:O	34:BN:111:GLU:HB2	2.20	0.41
27:BD:244:ARG:HA	27:BD:245:PRO:HA	1.77	0.41
25:DA:1899:G:C2'	25:DA:1900:A:OP2	2.68	0.41
41:BU:61:TRP:CZ3	41:BU:94:ASN:HB2	2.55	0.41
42:BV:40:LEU:CD2	42:BV:40:LEU:N	2.82	0.41
27:DD:255:LYS:HG3	27:DD:255:LYS:H	1.76	0.41
36:DP:48:PRO:O	36:DP:50:ARG:N	2.53	0.41
25:BA:1142:A:C4	25:BA:1144:G:C8	3.08	0.41

*Continued on next page...*



*Continued from previous page...*

Atom-1	Atom-2	Distance(Å)	Clash(Å)
4:CY:92:LEU:CD2	4:CY:97:ARG:HE	2.33	0.41
25:DA:329:G:O4'	25:DA:477:A:H1'	2.20	0.41
25:BA:2421:G:N7	55:B8:31:HIS:CE1	2.88	0.41
1:AA:55:A:C5	1:AA:56:U:C2	3.08	0.41
11:AH:17:THR:CB	11:AH:78:GLN:HE22	2.33	0.41
1:AA:1363:A:H1'	1:AA:1365:G:N7	2.35	0.41
45:BY:2:ARG:C	45:BY:4:LYS:H	2.22	0.41
47:D0:73:GLY:O	47:D0:75:LEU:N	2.53	0.41
1:AA:993:G:H22	1:AA:1046:A:H1'	1.84	0.41
29:BF:194:MET:CE	29:BF:199:TRP:HD1	2.34	0.41
5:CB:154:LEU:HD13	5:CB:155:LEU:N	2.33	0.41
25:BA:2730:C:O2'	25:BA:2731:G:H5'	2.20	0.41
7:AD:121:VAL:HG22	7:AD:126:ILE:HG13	2.00	0.41
15:AL:52:ARG:HD2	15:AL:52:ARG:N	2.34	0.41
25:BA:2392:A:H2	25:BA:2424:C:N4	2.16	0.41
1:AA:1301:U:C5	1:AA:1303:C:C4	3.08	0.41
25:BA:1677:A:H2'	25:BA:1678:G:O4'	2.20	0.41
42:BV:36:PRO:HA	42:BV:56:SER:HB3	2.02	0.41
34:BN:80:ALA:C	34:BN:82:LYS:H	2.23	0.41
25:BA:1194:A:OP2	36:BP:17:LYS:HE2	2.20	0.41
25:DA:602:G:O5'	25:DA:602:G:H8	2.02	0.41
16:AM:19:LEU:HD22	16:AM:19:LEU:N	2.35	0.41
1:CA:1225:A:H4'	22:CS:78:ARG:HH11	1.84	0.41
25:DA:2516:G:C6	25:DA:2517:C:C4	3.08	0.41
8:AE:48:ALA:HB1	8:AE:53:LEU:HD13	2.02	0.41
46:BZ:102:LEU:HD23	46:BZ:137:ILE:HB	2.02	0.41
25:DA:2302:G:C2'	25:DA:2303:G:H5'	2.50	0.41
4:AY:279:ARG:CZ	25:BA:2602:A:N7	2.83	0.41
5:AB:97:TRP:CZ2	5:AB:101:MET:HB2	2.55	0.41
1:CA:1009:G:H2'	1:CA:1010:G:C8	2.50	0.41
25:BA:1796:U:H4'	27:BD:256:GLY:N	2.35	0.41
35:BO:4:PRO:O	35:BO:5:GLN:HB2	2.20	0.41
1:CA:542:G:C2	1:CA:543:C:C5	3.08	0.41
25:DA:1141(A):U:H3'	25:DA:1141(A):U:C6	2.54	0.41
35:DO:68:GLU:CA	35:DO:78:ARG:HB3	2.49	0.41
1:AA:1072:G:C5	1:AA:1073:U:C4	3.08	0.41
25:BA:620:G:H8	25:BA:622:G:O6	2.03	0.41
1:AA:68(D):C:H2'	1:AA:68(E):G:C8	2.55	0.41
1:AA:792:A:H1'	1:AA:794:A:N7	2.35	0.41
25:BA:1751:C:H2'	25:BA:1752:C:C6	2.54	0.41
53:B6:14:THR:HG21	53:B6:52:VAL:HG21	2.00	0.41
25:DA:581:C:H2'	25:DA:582:G:C8	2.55	0.41

*Continued on next page...*



*Continued from previous page...*

Atom-1	Atom-2	Distance(Å)	Clash(Å)
1:AA:1480:G:C2	1:AA:1481:U:O2	2.73	0.41
44:DX:24:GLY:CA	44:DX:82:GLN:HE22	2.34	0.41
1:AA:805:C:H2'	1:AA:806:C:H6	1.84	0.41
25:DA:2729:G:H1'	28:DE:187:ALA:HB3	2.01	0.41
11:CH:19:VAL:CG2	11:CH:21:LYS:HG2	2.50	0.41
52:B5:8:LYS:O	52:B5:9:LYS:HG2	2.20	0.41
8:AE:145:LYS:O	8:AE:149:GLU:HG2	2.20	0.41
4:AY:134:GLN:HA	4:AY:135:PRO:HD3	1.86	0.41
1:AA:68(W):G:C6	1:AA:68(X):U:C4	3.08	0.41
10:CG:16:LEU:HD12	12:CI:42:ARG:HA	2.01	0.41
25:DA:271(G):G:C2	25:DA:357(M):C:C2	3.08	0.41
1:CA:1196:U:C4	2:CV:22:A:N3	2.88	0.41
5:CB:179:LYS:HA	11:CH:72:PRO:HG3	2.01	0.41
4:AY:156:PHE:CE1	4:AY:354:LEU:HB2	2.55	0.41
25:BA:1779:U:C6	25:BA:1783:A:N7	2.88	0.41
1:CA:1111:A:C2	6:CC:177:THR:HG23	2.55	0.41
38:DR:65:LEU:HA	38:DR:65:LEU:HD23	1.80	0.41
7:CD:94:LEU:H	7:CD:94:LEU:HD12	1.85	0.41
32:DI:31:LEU:HA	32:DI:31:LEU:HD13	1.79	0.41
1:AA:1256:A:N1	1:AA:1278:U:H5''	2.35	0.41
12:AI:25:LYS:O	12:AI:60:ASP:HA	2.20	0.41
49:D2:33:MET:HA	49:D2:36:ARG:HG2	2.02	0.41
1:AA:560:U:H2'	1:AA:560:U:H6	1.68	0.41
4:CY:192:LEU:O	4:CY:358:ILE:HD13	2.20	0.41
25:BA:1009:A:H5''	41:BU:59:ARG:NH1	2.36	0.41
25:BA:2685:G:N3	25:BA:2725:A:C2	2.89	0.41
15:AL:83:LEU:HD13	15:AL:84:ILE:N	2.35	0.41
15:AL:84:ILE:HD12	15:AL:98:HIS:O	2.20	0.41
25:BA:2393:A:H2'	25:BA:2394:C:O4'	2.20	0.41
25:DA:1142:A:C5	25:DA:1144:G:C5	3.07	0.41
6:CC:14:ILE:CG1	6:CC:15:THR:H	2.20	0.41
50:D3:8:LEU:HD22	50:D3:31:LEU:HD12	2.03	0.41
30:BG:32:PRO:HA	30:BG:162:THR:OG1	2.20	0.41
1:AA:1145:C:O2	1:AA:1146:A:N7	2.53	0.41
25:BA:1275:A:C5	38:BR:16:HIS:ND1	2.87	0.41
7:CD:62:GLN:NE2	7:CD:62:GLN:HA	2.34	0.41
27:BD:142:VAL:HG23	27:BD:193:VAL:HA	2.01	0.41
16:CM:66:LEU:HD23	16:CM:66:LEU:N	2.35	0.41
1:CA:409:G:OP1	7:CD:25:ARG:N	2.38	0.41
1:CA:976:G:P	17:CN:32:SER:H	2.44	0.41
38:BR:52:ILE:O	38:BR:55:ALA:HB3	2.21	0.41
7:AD:121:VAL:HA	7:AD:126:ILE:HG12	2.02	0.41

*Continued on next page...*



*Continued from previous page...*

Atom-1	Atom-2	Distance(Å)	Clash(Å)
21:CR:58:LEU:HB3	21:CR:62:GLU:HB2	2.02	0.41
25:DA:2809:A:C2	25:DA:2892:A:C4	3.08	0.41
22:CS:39:THR:HG22	22:CS:40:ILE:N	2.35	0.41
31:BH:17:VAL:HG21	31:BH:50:VAL:CG2	2.50	0.41
14:CK:33:THR:HB	14:CK:39:PRO:HA	2.02	0.41
22:AS:5:LEU:HD11	22:AS:8:GLY:O	2.21	0.41
37:DQ:9:TYR:HD2	37:DQ:9:TYR:O	2.03	0.41
5:CB:20:GLU:O	5:CB:39:ILE:HG23	2.20	0.41
1:AA:376:G:OP1	19:AP:5:ARG:HB2	2.20	0.41
1:CA:1187:G:H2'	1:CA:1188:A:H8	1.84	0.41
9:AF:63:TYR:HD2	9:AF:63:TYR:N	2.18	0.41
10:AG:115:ARG:HD3	10:AG:115:ARG:HA	1.85	0.41
8:CE:48:ALA:HB1	8:CE:53:LEU:HD13	2.03	0.41
30:DG:88:ILE:CG1	30:DG:89:GLY:N	2.83	0.41
1:CA:1118:C:O2	1:CA:1179:A:C6	2.73	0.41
37:BQ:27:VAL:H	37:BQ:134:ARG:HH11	1.67	0.41
25:DA:1027:A:C2	25:DA:2488:A:H5'	2.54	0.41
30:BG:83:ARG:O	30:BG:86:MET:HG3	2.20	0.41
1:AA:1056:U:C5'	6:AC:163:ALA:HB2	2.50	0.41
3:AW:41:C:C2'	3:AW:41:C:O2	2.68	0.41
1:CA:769:G:H4'	1:CA:1513:A:H4'	2.02	0.41
25:DA:2365:G:O6	55:D8:39:LYS:HE3	2.20	0.41
42:DV:64:HIS:CD2	42:DV:92:THR:HG22	2.55	0.41
31:BH:35:VAL:HG21	31:BH:75:ALA:CB	2.50	0.41
15:CL:26:LEU:C	15:CL:28:GLY:H	2.23	0.41
45:DY:42:VAL:HB	45:DY:67:LEU:HD11	2.02	0.41
37:BQ:43:THR:HB	37:BQ:45:GLN:HE21	1.85	0.41
3:CW:61:C:H2'	3:CW:62:C:C6	2.54	0.41
48:D1:87:PRO:HG2	48:D1:88:LYS:H	1.86	0.41
1:CA:555:C:H2'	1:CA:556:C:C6	2.55	0.41
4:AY:207:PRO:HG2	4:AY:208:PHE:CD1	2.55	0.41
1:AA:22:G:H2'	1:AA:23:C:H6	1.86	0.41
25:DA:155(A):U:O2	25:DA:171:G:C6	2.73	0.41
11:CH:97:VAL:O	11:CH:100:ILE:HG13	2.20	0.41
27:DD:232:PRO:HG2	27:DD:248:SER:O	2.19	0.41
7:AD:158:ILE:O	7:AD:162:LEU:HG	2.21	0.41
5:CB:170:GLU:HA	5:CB:172:ILE:CD1	2.51	0.41
25:DA:271(G):G:C2	25:DA:357(M):C:N3	2.88	0.41
25:DA:1638:C:H4'	25:DA:2710:C:O2	2.20	0.41
1:AA:1068:G:N3	1:AA:1191:A:C2	2.88	0.41
44:DX:5:TYR:CE2	49:D2:30:ARG:HG3	2.55	0.41
18:CO:71:GLN:HB2	18:CO:78:TYR:CD1	2.55	0.41

*Continued on next page...*



*Continued from previous page...*

Atom-1	Atom-2	Distance(Å)	Clash(Å)
14:AK:109:VAL:HG13	21:AR:85:LEU:O	2.20	0.41
5:AB:60:ASP:O	5:AB:64:ARG:HG3	2.20	0.41
1:CA:197:A:C5	1:CA:221:C:H4'	2.55	0.41
25:BA:1389:G:C2	25:BA:1399:C:O2	2.73	0.41
13:AJ:30:SER:OG	13:AJ:81:THR:HG22	2.20	0.41
43:BW:24:ILE:HD13	43:BW:36:LEU:HD11	2.01	0.41
22:CS:70:LYS:HE3	22:CS:70:LYS:HA	2.01	0.41
25:BA:346:A:H2'	25:BA:346:A:N3	2.35	0.41
6:CC:127:ARG:HE	6:CC:127:ARG:HB2	1.52	0.41
25:DA:2766:G:N3	25:DA:2766:G:H2'	2.34	0.41
25:BA:1155:A:O2'	25:BA:1156:A:H2'	2.20	0.41
1:AA:560:U:C4'	1:AA:561:U:OP2	2.68	0.41
25:DA:2055:C:H5'	25:DA:2056:G:O5'	2.21	0.41
25:BA:2682:U:O4	25:BA:2728:U:H1'	2.20	0.41
25:BA:2711:A:OP1	25:BA:2712(A):A:P	2.78	0.41
25:DA:919:G:N2	25:DA:2269:A:OP2	2.53	0.41
25:DA:1210:A:C4'	25:DA:1211:U:OP2	2.68	0.41
20:AQ:32:TYR:O	20:AQ:34:LYS:N	2.53	0.41
40:DT:50:ILE:HA	40:DT:50:ILE:HD12	1.85	0.41
40:DT:24:PRO:HD3	40:DT:52:ILE:HD12	2.02	0.41
20:CQ:32:TYR:O	20:CQ:34:LYS:N	2.53	0.41
5:AB:54:THR:HG21	5:AB:201:ILE:HD11	2.02	0.41
1:AA:259:G:H1	1:AA:267:C:N4	2.16	0.41
1:CA:1305:G:C5'	24:CU:4:GLY:C	2.89	0.41
25:BA:357(F):G:O2'	25:BA:357(G):A:H5'	2.20	0.41
25:DA:1275:A:C5	38:DR:16:HIS:ND1	2.89	0.41
49:B2:17:SER:CB	49:B2:18:PRO:HD3	2.40	0.41
25:BA:2285:C:H2'	25:BA:2286:A:H5''	2.03	0.41
25:DA:357(F):G:O2'	25:DA:357(G):A:H5'	2.21	0.41
25:BA:2305:A:H3'	25:BA:2306:C:C5'	2.45	0.41
25:BA:2307:G:H5''	25:BA:2308:G:OP2	2.20	0.41
36:DP:125:VAL:HG23	36:DP:125:VAL:O	2.21	0.41
25:DA:2307:G:C8	25:DA:2308:G:N7	2.88	0.41
45:BY:71:LYS:HZ2	45:BY:71:LYS:HB2	1.86	0.41
38:BR:67:LEU:CD2	38:BR:76:VAL:HG11	2.48	0.41
45:DY:71:LYS:CB	45:DY:71:LYS:NZ	2.82	0.41
1:CA:1238:A:C2	1:CA:1241:G:H1'	2.55	0.41
1:AA:405:U:H5''	1:AA:406:G:O4'	2.21	0.41
1:CA:1269:A:H5''	24:CU:24:ARG:HH12	1.85	0.41
25:BA:819:A:OP2	25:BA:1187:G:N2	2.35	0.41
25:BA:191:A:H2'	25:BA:192:C:H6	1.84	0.41
5:CB:19:HIS:CG	5:CB:20:GLU:N	2.89	0.41

*Continued on next page...*



*Continued from previous page...*

Atom-1	Atom-2	Distance(Å)	Clash(Å)
23:CT:57:ARG:HH11	23:CT:102:GLY:HA2	1.84	0.41
25:BA:2223:G:C2'	25:BA:2224:G:H5'	2.51	0.41
25:BA:97:C:O2'	25:BA:98:G:H5'	2.20	0.41
19:AP:22:THR:HG22	19:AP:32:TYR:CB	2.50	0.41
25:DA:2223:G:C2'	25:DA:2224:G:H5'	2.50	0.41
44:BX:11:PRO:HD3	49:B2:37:PHE:CE2	2.55	0.41
25:BA:2476:A:H2'	25:BA:2477:C:C5'	2.50	0.41
9:AF:33:TYR:HE1	9:AF:75:LEU:HA	1.82	0.41
4:CY:59:ARG:HG2	25:DA:1067:A:C2	2.55	0.41
6:CC:112:SER:O	6:CC:115:LEU:HB2	2.20	0.41
43:DW:29:LEU:CG	43:DW:33:ARG:HE	2.33	0.41
25:DA:1796:U:H4'	27:DD:256:GLY:N	2.36	0.41
55:D8:50:LEU:O	55:D8:51:ALA:HB2	2.20	0.41
1:AA:195:A:C5	1:AA:196:A:N1	2.88	0.41
11:AH:68:ARG:HE	11:AH:74:PRO:HB2	1.86	0.41
25:BA:998:C:H2'	25:BA:999:U:O5'	2.21	0.41
1:AA:1107:C:C4	1:AA:1108:G:C8	3.08	0.41
1:CA:794:A:H4'	1:CA:1521:G:O2'	2.20	0.41
7:CD:68:TYR:OH	7:CD:196:LEU:HD21	2.21	0.41
25:DA:1187:G:O5'	25:DA:1187:G:H8	2.04	0.41
7:AD:156:GLU:CD	7:AD:157:LEU:H	2.22	0.41
41:DU:79:PHE:CZ	41:DU:83:LEU:HD11	2.55	0.41
25:DA:1491:G:O4'	27:DD:99:ASP:OD2	2.38	0.41
1:AA:1256:A:C6	1:AA:1278:U:H5''	2.55	0.41
5:AB:172:ILE:H	5:AB:172:ILE:HG13	1.49	0.41
25:BA:357(K):U:O2'	25:BA:357(L):A:O5'	2.38	0.41
25:DA:234:C:H2'	25:DA:235:U:C6	2.55	0.41
35:DO:44:LYS:O	35:DO:45:GLU:HB3	2.21	0.41
25:DA:2367:G:H2'	25:DA:2368:C:H6	1.85	0.41
7:CD:90:GLY:CA	7:CD:204:ILE:HD11	2.51	0.41
37:BQ:72:LYS:HA	37:BQ:73:PRO:HD3	1.92	0.41
25:BA:503:A:C6	25:BA:506:G:C6	3.07	0.41
16:AM:5:ALA:HB3	16:AM:8:GLU:HB2	2.01	0.41
7:AD:100:ARG:CZ	7:AD:137:SER:HA	2.50	0.41
4:AY:170:THR:HA	4:AY:171:PRO:HD2	1.90	0.41
27:BD:44:ASN:O	27:BD:46:GLN:O	2.38	0.41
25:BA:1686:C:H2'	25:BA:1687:G:O4'	2.20	0.41
25:BA:777:A:C2	25:BA:778:G:C4	3.09	0.41
25:BA:2079:U:H2'	25:BA:2080:G:O5'	2.20	0.41
45:DY:51:VAL:O	45:DY:51:VAL:HG22	2.20	0.41
25:DA:2587:A:O5'	25:DA:2587:A:H8	2.03	0.41
25:DA:2324:C:H5''	25:DA:2325:G:O5'	2.20	0.41

*Continued on next page...*



*Continued from previous page...*

Atom-1	Atom-2	Distance(Å)	Clash(Å)
3:CW:37:A:C4	3:CW:38:A:C8	3.07	0.41
29:DF:158:THR:HG23	29:DF:160:ASN:N	2.35	0.41
1:AA:1440(L):G:H2'	1:AA:1440(M):G:H8	1.86	0.41
41:DU:92:ARG:H	42:DV:11:GLN:HE22	1.67	0.41
42:DV:40:LEU:CD2	42:DV:40:LEU:N	2.83	0.41
1:AA:1102:A:C6	1:AA:1103:C:C4	3.09	0.41
25:BA:2681:C:C4	25:BA:2724:C:C5	3.08	0.41
25:BA:252:G:OP2	36:BP:50:ARG:NH1	2.48	0.41
36:DP:50:ARG:HB3	55:D8:60:LEU:HD11	2.03	0.41
25:DA:252:G:P	36:DP:50:ARG:HH11	2.44	0.41
25:BA:329:G:O4'	25:BA:477:A:H1'	2.21	0.41
1:AA:1201:A:H4'	1:AA:1202:G:O5'	2.20	0.41
31:BH:43:VAL:O	31:BH:51:ARG:O	2.38	0.41
54:B7:46:VAL:HG12	54:B7:47:ARG:N	2.29	0.41
5:AB:169:LYS:C	5:AB:171:ALA:H	2.24	0.41
5:AB:74:LYS:HE2	5:AB:206:ASP:OD1	2.20	0.41
5:AB:28:PHE:HE1	5:AB:190:THR:HG22	1.85	0.41
36:BP:146:VAL:HG13	36:BP:147:LEU:N	2.35	0.41
49:D2:6:VAL:HG12	49:D2:10:LEU:CG	2.50	0.41
42:BV:91:TYR:CD2	42:BV:91:TYR:N	2.89	0.41
39:BS:34:HIS:HA	39:BS:54:LEU:CD2	2.46	0.41
1:CA:1362(A):C:O2'	1:CA:1363:A:OP2	2.29	0.41
30:DG:94:LEU:H	30:DG:94:LEU:CD2	2.27	0.41
45:DY:71:LYS:HB2	45:DY:71:LYS:HZ3	1.84	0.41
25:DA:1039:G:C2	25:DA:1117:G:C2	3.09	0.41
34:BN:35:ARG:NH2	34:BN:160:LYS:HD2	2.36	0.41
22:AS:39:THR:HG22	22:AS:40:ILE:N	2.35	0.41
1:CA:1237:C:OP1	1:CA:1238:A:H1'	2.21	0.41
25:DA:191:A:H2'	25:DA:192:C:H6	1.79	0.41
37:DQ:37:LEU:C	37:DQ:99:PRO:HB3	2.41	0.41
1:CA:1371:G:O3'	12:CI:69:GLY:HA3	2.20	0.41
31:DH:92:ILE:HG22	31:DH:93:GLY:N	2.35	0.41
6:AC:56:ASP:O	6:AC:57:ILE:HG12	2.21	0.41
37:BQ:115:MET:O	37:BQ:119:ARG:HB2	2.20	0.41
23:CT:100:ILE:O	23:CT:102:GLY:N	2.52	0.41
23:AT:57:ARG:HH11	23:AT:102:GLY:HA2	1.85	0.41
23:AT:67:ALA:HA	23:AT:72:LEU:O	2.19	0.41
42:BV:66:ARG:HD2	42:BV:88:ARG:NE	2.36	0.41
25:BA:1536:A:C8	25:BA:1537:C:C4	3.08	0.41
1:CA:1266:G:N2	1:CA:1270:C:C4	2.88	0.41
45:DY:13:VAL:CG1	45:DY:72:VAL:HB	2.50	0.41
45:DY:6:HIS:O	45:DY:7:VAL:C	2.58	0.41

*Continued on next page...*



*Continued from previous page...*

Atom-1	Atom-2	Distance(Å)	Clash(Å)
1:AA:1227:A:H2	1:AA:1228:C:C2	2.37	0.41
25:BA:2320:A:N3	25:BA:2320:A:C2'	2.83	0.41
25:DA:2223:G:OP1	27:DD:172:TYR:OH	2.29	0.41
37:DQ:22:LYS:C	37:DQ:24:GLY:H	2.23	0.41
1:CA:364:A:H2'	1:CA:365:U:C2	2.56	0.41
32:BI:78:THR:H	32:BI:104:GLN:HE22	1.69	0.41
25:DA:1027:A:N6	25:DA:1126:A:C4	2.88	0.41
50:D3:56:VAL:HG12	50:D3:57:GLU:N	2.35	0.41
32:BI:75:LEU:O	32:BI:141:LYS:HE3	2.20	0.41
38:DR:104:ARG:HH11	38:DR:104:ARG:CB	2.34	0.41
37:DQ:27:VAL:H	37:DQ:134:ARG:HH11	1.67	0.41
32:DI:15:VAL:O	32:DI:17:GLN:N	2.53	0.41
41:BU:47:TYR:CD2	41:BU:47:TYR:C	2.94	0.41
15:AL:26:LEU:C	15:AL:28:GLY:H	2.24	0.41
1:CA:1107:C:N3	1:CA:1108:G:C8	2.88	0.41
25:BA:302:C:H2'	25:BA:303:U:H6	1.85	0.41
1:AA:794:A:H4'	1:AA:1521:G:O2'	2.20	0.41
11:CH:127:LEU:N	11:CH:127:LEU:HD22	2.36	0.41
1:CA:1379:G:O2'	1:CA:1380:U:H5'	2.20	0.41
25:BA:865:C:H4'	25:BA:866:A:OP1	2.21	0.41
1:CA:989:C:N4	1:CA:990:C:H41	2.19	0.41
25:BA:1129:A:N6	25:BA:2491:U:OP1	2.54	0.41
25:BA:337:C:H2'	25:BA:338:G:O5'	2.20	0.41
25:DA:2612:C:C2'	25:DA:2613:U:O5'	2.69	0.41
1:CA:880:C:O2'	1:CA:881:G:H5'	2.20	0.41
25:BA:176:G:C2'	25:BA:177:G:H5'	2.51	0.41
1:AA:518:C:C6	1:AA:530:G:C4	3.08	0.41
29:BF:125:LEU:HB3	29:BF:196:LEU:CD2	2.51	0.41
1:CA:445:G:N1	1:CA:490:G:C6	2.89	0.41
25:DA:1794:U:H2'	25:DA:1795:C:C6	2.55	0.41
1:CA:1256:A:N1	1:CA:1278:U:H5''	2.35	0.41
40:BT:86:ILE:O	40:BT:86:ILE:HG12	2.20	0.41
1:AA:1256:A:H2	1:AA:1277:C:C6	2.39	0.41
25:BA:2831:G:OP1	25:BA:2834:G:H4'	2.20	0.41
25:BA:271(E):G:H2'	25:BA:271(F):G:H8	1.86	0.41
6:CC:111:LEU:HD11	6:CC:144:SER:O	2.20	0.41
4:CY:156:PHE:CE1	4:CY:354:LEU:HB2	2.55	0.41
30:DG:49:ASP:C	30:DG:51:ARG:H	2.23	0.41
1:CA:1159:U:C5	1:CA:1182:G:C5	3.09	0.41
43:DW:79:GLY:C	43:DW:100:THR:HG22	2.41	0.41
14:AK:115:PRO:C	14:AK:117:ASN:H	2.24	0.41
1:CA:199:G:H2'	1:CA:200:G:C8	2.55	0.41

*Continued on next page...*



*Continued from previous page...*

Atom-1	Atom-2	Distance(Å)	Clash(Å)
7:CD:180:GLY:O	7:CD:182:LYS:HE3	2.20	0.41
1:CA:117:G:H2'	1:CA:118:U:O4'	2.21	0.41
27:DD:182:LEU:HD13	27:DD:182:LEU:HA	1.73	0.41
1:AA:705:U:C5	1:AA:706:A:C5	3.08	0.41
39:BS:101:LEU:C	39:BS:101:LEU:HD13	2.40	0.41
38:BR:81:ASP:OD2	38:BR:81:ASP:N	2.53	0.41
25:DA:2321:G:C5'	25:DA:2322:A:OP2	2.69	0.41
25:BA:2367:G:H2'	25:BA:2368:C:H6	1.84	0.41
14:CK:122:LYS:C	14:CK:124:LYS:H	2.24	0.41
25:BA:892:G:H2'	25:BA:893:C:C6	2.56	0.41
1:CA:875:C:H1'	11:CH:15:ASN:OD1	2.21	0.41
41:BU:92:ARG:H	42:BV:11:GLN:HE22	1.69	0.41
36:DP:9:ASN:N	36:DP:10:PRO:HD3	2.35	0.41
36:BP:48:PRO:HA	36:BP:51:PHE:O	2.21	0.41
30:BG:33:ARG:O	30:BG:161:THR:HA	2.19	0.41
25:BA:2722:G:H5''	25:BA:2820:A:C2	2.56	0.41
38:DR:2:ARG:HD3	38:DR:5:LYS:CE	2.50	0.41
28:DE:2:LYS:HE2	28:DE:95:ILE:O	2.20	0.41
7:AD:28:SER:CB	7:AD:29:PRO:CD	2.98	0.41
1:AA:216:G:N1	1:AA:217:C:N4	2.68	0.41
1:CA:201(C):U:C4'	1:CA:216:G:OP2	2.69	0.41
5:AB:19:HIS:NE2	5:AB:206:ASP:HB2	2.35	0.41
25:BA:2307:G:C8	25:BA:2308:G:N7	2.88	0.41
28:BE:49:LEU:HD23	28:BE:81:ILE:CG1	2.49	0.41
44:DX:57:LEU:HD12	44:DX:57:LEU:N	2.36	0.41
29:DF:7:TYR:HB2	29:DF:8:GLN:NE2	2.35	0.41
29:DF:8:GLN:CD	29:DF:8:GLN:N	2.63	0.41
46:BZ:146:ILE:HG12	46:BZ:146:ILE:H	1.73	0.41
51:D4:60:GLU:H	51:D4:60:GLU:CD	2.24	0.41
21:AR:58:LEU:HB3	21:AR:62:GLU:HB2	2.02	0.41
42:DV:13:ARG:HH11	42:DV:14:VAL:HA	1.86	0.41
1:AA:527:G:O2'	1:AA:528:C:H5'	2.21	0.41
1:AA:1164:G:C6	1:AA:1173:G:C6	3.08	0.41
25:BA:543(B):C:N4	25:BA:543(C):A:C2	2.89	0.41
1:AA:1266:G:N2	1:AA:1270:C:C4	2.89	0.41
43:DW:1:MET:CG	43:DW:2:GLU:N	2.83	0.41
34:DN:80:ALA:C	34:DN:82:LYS:H	2.23	0.41
5:CB:18:GLY:O	5:CB:19:HIS:HB2	2.20	0.41
5:CB:19:HIS:NE2	5:CB:206:ASP:HB2	2.35	0.41
5:CB:39:ILE:HD12	5:CB:39:ILE:N	2.35	0.41
17:CN:23:ARG:NH1	17:CN:30:ALA:HB2	2.35	0.41
23:AT:64:ASP:O	23:AT:67:ALA:HB3	2.21	0.41

*Continued on next page...*



*Continued from previous page...*

Atom-1	Atom-2	Distance(Å)	Clash(Å)
25:BA:2320:A:C2	25:BA:2333:A:N7	2.88	0.41
25:BA:2688:U:H5	25:BA:2720:U:OP2	2.03	0.41
1:CA:687:A:C1'	1:CA:688:G:OP2	2.68	0.41
28:DE:51:PHE:CD1	28:DE:52:LEU:N	2.88	0.41
1:CA:625:G:C4	1:CA:626:U:C5	3.08	0.41
46:DZ:102:LEU:HD23	46:DZ:137:ILE:HB	2.02	0.41
25:DA:1503:U:H2'	25:DA:1504:C:H6	1.83	0.41
1:AA:644:G:H4'	11:AH:92:ARG:HH21	1.85	0.41
30:DG:106:LEU:O	30:DG:106:LEU:HD23	2.20	0.41
48:D1:50:ARG:O	48:D1:51:VAL:HB	2.21	0.41
4:CY:39:LEU:C	4:CY:39:LEU:HD12	2.40	0.41
1:AA:833:U:C2	1:AA:834:C:C5	3.08	0.41
25:DA:296:C:H2'	25:DA:297:C:H6	1.86	0.41
29:DF:33:LEU:HA	29:DF:33:LEU:HD12	1.79	0.41
29:DF:36:VAL:O	29:DF:40:GLN:HG3	2.21	0.41
25:DA:511:U:H5''	25:DA:512:G:OP2	2.20	0.41
33:DK:101:TRP:CH2	33:DK:143:GLU:HG2	2.56	0.41
32:BI:15:VAL:CG1	32:BI:16:GLY:N	2.83	0.41
1:AA:637:G:C4	1:AA:638:G:C8	3.09	0.41
1:AA:1107:C:N3	1:AA:1108:G:C8	2.88	0.41
25:DA:102:G:OP1	25:DA:102:G:C4'	2.68	0.41
6:CC:84:ILE:HG23	6:CC:85:ARG:HD2	2.03	0.41
29:DF:32:LEU:O	29:DF:32:LEU:HD23	2.19	0.41
25:BA:1680:U:O2	25:BA:1763:G:C8	2.73	0.41
25:BA:1203:G:C6	25:BA:1204:A:C6	3.09	0.41
44:BX:24:GLY:HA3	44:BX:82:GLN:NE2	2.35	0.41
25:DA:1680:U:O2	25:DA:1763:G:C8	2.74	0.41
46:BZ:27:VAL:HG12	46:BZ:29:TYR:HD2	1.86	0.41
25:DA:2039:C:H2'	25:DA:2040:C:C6	2.56	0.41
1:AA:716:A:N3	14:AK:118:GLY:HA2	2.36	0.41
1:AA:302:G:N3	1:AA:556:C:H4'	2.36	0.41
26:DB:46:A:C5	26:DB:47:C:C4	3.08	0.41
25:DA:2869:G:H2'	25:DA:2870:C:O4'	2.21	0.41
25:DA:1235:G:C6	25:DA:1236:G:N1	2.88	0.41
18:CO:9:GLN:O	18:CO:13:GLN:HG2	2.21	0.41
25:DA:1881:C:O2'	25:DA:1882:C:H5'	2.19	0.41
14:AK:38:ASN:HA	14:AK:39:PRO:HD3	1.87	0.41
25:DA:1335:U:C2	25:DA:1336:A:C8	3.09	0.41
1:CA:1440(L):G:H8	1:CA:1440(L):G:OP2	2.03	0.41
1:AA:1402:C:H2'	1:AA:1403:C:O4'	2.20	0.41
5:CB:43:ASP:OD2	5:CB:46:LYS:HB2	2.20	0.41
3:AW:67:C:H2'	3:AW:68:C:C6	2.55	0.41

*Continued on next page...*



*Continued from previous page...*

Atom-1	Atom-2	Distance(Å)	Clash(Å)
25:BA:1215:G:C4	25:BA:1216:G:C8	3.09	0.41
1:CA:68(B):G:H2'	1:CA:68(C):C:O4'	2.21	0.41
36:DP:127:ALA:HB3	36:DP:130:PHE:CE2	2.55	0.41
11:AH:37:ARG:NH1	11:AH:37:ARG:HB3	2.35	0.41
45:DY:87:LYS:HG2	45:DY:87:LYS:H	1.77	0.41
25:BA:1152:C:H5''	41:BU:80:ILE:HG22	2.02	0.41
45:DY:90:LEU:CG	45:DY:91:GLU:H	2.10	0.41
25:BA:941:A:H4'	36:BP:35:HIS:CD2	2.55	0.41
25:DA:2682:U:O4	25:DA:2728:U:H1'	2.20	0.41
25:DA:1145:C:H2'	25:DA:1146:C:C6	2.55	0.41
16:AM:39:ILE:CD1	16:AM:55:ARG:HH21	2.34	0.41
1:AA:1126:U:H2'	1:AA:1127:G:O4'	2.21	0.41
40:DT:50:ILE:HD12	40:DT:99:LEU:HB2	2.02	0.41
1:CA:1346:A:O4'	1:CA:1348:U:C2	2.73	0.41
25:BA:1025:G:OP1	25:BA:1025:G:H8	2.03	0.41
25:BA:2419:U:P	55:B8:33:ASN:HD21	2.44	0.41
36:BP:114:ILE:HD13	36:BP:125:VAL:CG2	2.51	0.41
36:BP:95:VAL:CG2	36:BP:125:VAL:HB	2.51	0.41
1:CA:977:A:N3	1:CA:977:A:H3'	2.35	0.41
1:CA:974:A:P	17:CN:29:ARG:HH22	2.44	0.41
42:DV:91:TYR:N	42:DV:91:TYR:HD2	2.19	0.41
40:BT:111:ARG:CD	40:BT:111:ARG:H	2.25	0.41
13:AJ:7:LYS:O	13:AJ:96:ILE:HA	2.21	0.41
35:DO:47:ILE:HG13	35:DO:48:PRO:HD2	2.03	0.41
25:BA:2809:A:C2	25:BA:2892:A:C4	3.09	0.41
42:BV:13:ARG:HH11	42:BV:14:VAL:HA	1.86	0.41
5:CB:169:LYS:C	5:CB:171:ALA:H	2.24	0.41
23:CT:64:ASP:O	23:CT:67:ALA:HB3	2.21	0.41
23:AT:72:LEU:HD11	23:AT:77:ALA:CA	2.50	0.41
22:CS:5:LEU:HD11	22:CS:8:GLY:O	2.21	0.41
45:DY:6:HIS:HB3	45:DY:35:TYR:HE2	1.85	0.41
38:DR:4:LEU:C	38:DR:6:SER:H	2.24	0.41
55:D8:30:ARG:HD3	55:D8:30:ARG:HA	1.62	0.41
53:B6:36:LEU:HD13	53:B6:50:ARG:HH12	1.84	0.41
11:CH:34:GLU:HB2	11:CH:118:VAL:HG21	2.01	0.41
25:BA:1283:G:N2	25:BA:1285:G:H3'	2.36	0.41
25:DA:1285:G:O6	25:DA:1329:U:C2	2.73	0.41
53:B6:15:GLU:OE1	53:B6:18:ARG:HD2	2.20	0.41
6:AC:134:ILE:O	6:AC:138:VAL:HG23	2.20	0.41
32:BI:67:ARG:NE	32:BI:67:ARG:CA	2.83	0.41
25:BA:826:U:OP1	25:BA:2429:G:OP1	2.38	0.41
4:AY:127:LYS:HD3	4:AY:225:PRO:HB2	2.03	0.41

*Continued on next page...*



*Continued from previous page...*

Atom-1	Atom-2	Distance(Å)	Clash(Å)
44:BX:12:VAL:HG13	44:BX:27:THR:HG23	2.03	0.41
44:BX:41:ASN:ND2	44:BX:41:ASN:N	2.68	0.41
45:DY:42:VAL:CG2	45:DY:67:LEU:HD11	2.51	0.41
1:AA:1259:C:O2'	1:AA:1284:C:H1'	2.21	0.41
30:BG:173:LEU:HB3	30:BG:178:PHE:CG	2.56	0.41
25:BA:747:U:C5	52:B5:2:ALA:HB3	2.56	0.41
55:B8:11:LYS:HD2	55:B8:64:TYR:CZ	2.56	0.41
3:CW:65:C:H2'	3:CW:66:C:H6	1.86	0.41
5:AB:88:ALA:HB2	5:AB:219:VAL:HG13	2.03	0.41
3:AW:29:G:C6	3:AW:30:G:N7	2.89	0.41
25:BA:1234:U:H2'	25:BA:1235:G:O4'	2.21	0.41
1:AA:1159:U:C5	1:AA:1182:G:C5	3.08	0.41
30:BG:49:ASP:C	30:BG:51:ARG:H	2.23	0.41
35:BO:113:LYS:O	35:BO:116:SER:HB3	2.21	0.41
4:CY:85:LEU:HD22	4:CY:104:LEU:HG	2.02	0.41
25:BA:283:U:H2'	25:BA:284:C:C6	2.56	0.41
1:CA:1253:G:H1	1:CA:1284:C:H42	1.67	0.41
1:AA:683:G:C6	1:AA:684:A:C5	3.09	0.41
4:AY:146:ALA:HB1	4:AY:177:ILE:HD13	2.02	0.41
25:DA:2867:G:OP2	40:DT:119:LYS:NZ	2.49	0.41
53:B6:45:LYS:HA	53:B6:45:LYS:HD3	1.95	0.41
8:CE:60:TYR:CD1	8:CE:60:TYR:C	2.94	0.41
24:AU:6:ARG:O	24:AU:6:ARG:HG2	2.21	0.41
43:BW:79:GLY:C	43:BW:100:THR:HG22	2.41	0.41
25:BA:978:G:C2	25:BA:986:C:C2	3.08	0.41
25:DA:1684:C:H2'	25:DA:1685:C:C6	2.56	0.41
25:BA:522:G:H2'	25:BA:523:C:C6	2.56	0.41
48:D1:13:ILE:HG22	48:D1:62:VAL:HG23	2.03	0.41
42:BV:40:LEU:HD22	42:BV:40:LEU:N	2.36	0.41
41:DU:65:ILE:HG12	41:DU:96:ALA:HB1	2.03	0.41
25:DA:2056:G:N3	25:DA:2056:G:H2'	2.36	0.41
25:BA:598:G:H5'	36:BP:15:ARG:HG2	2.03	0.41
25:DA:941:A:H4'	36:DP:35:HIS:CD2	2.56	0.41
9:CF:62:TRP:CG	21:CR:35:ARG:NH2	2.88	0.41
1:AA:922:G:H4'	8:AE:20:GLN:CA	2.44	0.41
5:AB:169:LYS:HB3	5:AB:169:LYS:HZ2	1.86	0.41
32:BI:93:THR:H	32:BI:96:ASP:HB2	1.86	0.41
40:DT:15:VAL:HG22	40:DT:16:ARG:O	2.21	0.41
40:DT:16:ARG:HG3	40:DT:19:LEU:HD11	2.02	0.41
1:AA:544:G:C6	1:AA:545:C:C4	3.09	0.41
7:CD:9:CYS:CB	7:CD:32:ALA:HB2	2.51	0.41
17:CN:24:CYS:HB3	17:CN:29:ARG:N	2.35	0.41

*Continued on next page...*



*Continued from previous page...*

Atom-1	Atom-2	Distance(Å)	Clash(Å)
40:BT:105:LEU:HA	40:BT:105:LEU:HD23	1.85	0.41
19:AP:29:ASP:N	19:AP:29:ASP:OD1	2.54	0.41
25:DA:270(S):G:C4	25:DA:270(T):G:N7	2.89	0.41
44:BX:57:LEU:HD13	44:BX:78:LYS:HB3	2.03	0.41
51:B4:60:GLU:CD	51:B4:60:GLU:H	2.24	0.41
25:BA:1271:G:H2'	25:BA:1618:A:OP1	2.21	0.41
25:DA:379:G:N2	48:D1:20:ARG:HH11	2.16	0.41
28:DE:88:GLY:O	28:DE:89:ASP:HB2	2.21	0.41
44:BX:31:HIS:HA	44:BX:32:PRO:HD3	1.88	0.41
25:DA:70:G:H21	25:DA:71:A:H62	1.69	0.41
32:DI:12:LEU:HB3	32:DI:19:VAL:HG11	2.03	0.41
27:DD:27:THR:CG2	27:DD:83:GLU:HG2	2.50	0.41
1:CA:1028(A):C:C2	1:CA:1033:G:C2	3.09	0.41
25:BA:2542:A:OP1	25:BA:2542:A:H4'	2.21	0.41
46:DZ:102:LEU:HD11	46:DZ:124:ILE:CD1	2.49	0.41
30:BG:85:GLY:C	30:BG:87:PRO:HD2	2.41	0.41
4:CY:266:HIS:CG	4:CY:269:THR:HG1	2.38	0.41
4:CY:301:ARG:HA	4:CY:301:ARG:NE	2.35	0.41
6:AC:134:ILE:HD11	6:AC:153:VAL:CG2	2.51	0.41
1:CA:953:G:C6	1:CA:1229:A:C6	3.09	0.41
30:BG:106:LEU:O	30:BG:106:LEU:HD23	2.20	0.41
32:DI:75:LEU:O	32:DI:141:LYS:HE3	2.20	0.41
6:AC:82:GLU:O	6:AC:86:VAL:HG13	2.21	0.41
1:CA:340:U:H2'	1:CA:341:C:H6	1.85	0.41
3:AW:19:G:C2	3:AW:57:A:N3	2.89	0.41
25:BA:1324:G:C5	25:BA:1328:G:O6	2.73	0.41
25:BA:1647:G:H3'	25:BA:1647:G:P	2.61	0.41
20:CQ:6:LEU:HD12	20:CQ:23:VAL:HG11	2.03	0.41
25:DA:2884:U:C5	25:DA:2885:C:N1	2.89	0.41
15:CL:40:ARG:HG2	15:CL:41:THR:N	2.35	0.41
43:DW:70:TYR:O	43:DW:107:LEU:HA	2.21	0.41
3:AW:17:C:H5'	3:AW:61:C:OP1	2.21	0.41
1:AA:1438:G:H2'	1:AA:1439:C:C6	2.54	0.41
27:DD:30:GLU:CD	27:DD:63:ARG:HH21	2.24	0.41
25:BA:2404:C:H2'	25:BA:2405:G:H5'	2.03	0.41
25:DA:775:G:C4	25:DA:794:G:C8	3.08	0.41
15:CL:61:SER:HB2	15:CL:63:TYR:HD1	1.86	0.41
1:CA:757:U:O2'	1:CA:879:C:H1'	2.20	0.41
34:BN:154:GLN:HE21	34:BN:155:ALA:H	1.68	0.41
25:DA:836:G:H2'	25:DA:837:C:C6	2.55	0.41
25:BA:1845:G:C2'	25:BA:1846:G:H5'	2.50	0.41
5:AB:170:GLU:HA	5:AB:172:ILE:CD1	2.50	0.41

*Continued on next page...*



*Continued from previous page...*

Atom-1	Atom-2	Distance(Å)	Clash(Å)
25:DA:2537:U:H2'	25:DA:2538:C:C6	2.54	0.41
25:BA:1810:A:H2'	25:BA:1811:G:O4'	2.20	0.41
25:BA:1286:A:C2	25:BA:1289:C:C6	3.08	0.41
11:CH:55:GLY:O	11:CH:57:PRO:HD3	2.21	0.41
1:AA:941:G:N2	1:AA:942:G:H1'	2.35	0.41
15:AL:61:SER:HB2	15:AL:63:TYR:HD1	1.85	0.41
25:DA:283:U:H2'	25:DA:284:C:C6	2.55	0.41
21:AR:25:THR:HG22	21:AR:25:THR:O	2.20	0.41
1:AA:482:A:N3	1:AA:482:A:H2'	2.35	0.41
1:CA:278:G:N2	20:CQ:95:TYR:HB3	2.35	0.41
25:DA:2248:C:C2'	25:DA:2249:U:H5'	2.51	0.41
29:DF:20:LEU:HD23	29:DF:21:ALA:H	1.86	0.41
25:BA:253:C:H2'	25:BA:254:G:O4'	2.21	0.41
25:DA:1899:G:H21	25:DA:1902:C:N4	2.04	0.41
41:BU:65:ILE:HG12	41:BU:96:ALA:HB1	2.03	0.41
41:DU:59:ARG:O	41:DU:60:LEU:C	2.58	0.41
25:DA:2056:G:H22	52:D5:4:HIS:C	2.24	0.41
15:CL:85:ARG:HB2	15:CL:100:VAL:HG23	2.02	0.41
25:BA:1331:A:HO2'	25:BA:1332:G:H8	1.69	0.41
25:DA:251:A:C5	25:DA:252:G:H1'	2.56	0.41
6:CC:15:THR:HG21	6:CC:181:ASN:HA	2.03	0.41
6:CC:19:GLU:HA	6:CC:54:ARG:HH12	1.85	0.41
6:CC:7:PRO:O	6:CC:11:ARG:HG2	2.21	0.41
4:AY:92:LEU:CD2	4:AY:97:ARG:HE	2.33	0.41
39:DS:56:LEU:HG	39:DS:57:LYS:NZ	2.35	0.41
50:B3:52:HIS:ND1	50:B3:53:LEU:HD13	2.34	0.41
25:DA:1210:A:N6	25:DA:1237:A:C4	2.89	0.41
6:AC:7:PRO:O	6:AC:11:ARG:HG2	2.21	0.41
33:DK:34:ILE:HA	33:DK:37:PHE:HB2	2.03	0.41
54:D7:19:ARG:CB	54:D7:19:ARG:NH1	2.81	0.41
25:BA:329:G:H4'	25:BA:330:A:OP2	2.19	0.41
7:AD:22:LYS:HG3	7:AD:26:CYS:SG	2.61	0.41
27:DD:33:LEU:C	27:DD:35:LYS:N	2.74	0.41
27:DD:33:LEU:O	27:DD:35:LYS:N	2.42	0.41
1:CA:1127:G:H1	1:CA:1145:C:H42	1.67	0.41
53:D6:25:LYS:HD2	55:D8:34:TRP:CZ3	2.55	0.41
27:BD:80:ALA:HB2	27:BD:96:HIS:CD2	2.56	0.41
33:BK:20:ALA:HA	33:BK:21:PRO:HD3	1.95	0.41
5:AB:167:PRO:HG2	5:AB:192:SER:OG	2.21	0.41
25:BA:783:A:C8	25:BA:783:A:H3'	2.56	0.41
22:AS:25:LYS:HB3	22:AS:27:GLU:OE2	2.21	0.41
5:CB:54:THR:HG21	5:CB:201:ILE:HD11	2.02	0.41

*Continued on next page...*



*Continued from previous page...*

Atom-1	Atom-2	Distance(Å)	Clash(Å)
27:DD:28:GLU:HB3	27:DD:29:PRO:CD	2.42	0.41
49:B2:9:GLN:HA	49:B2:12:GLU:CB	2.47	0.41
30:BG:37:VAL:CG2	30:BG:99:MET:HG3	2.50	0.41
28:BE:31:CYS:HB3	28:BE:49:LEU:HB3	2.03	0.41
26:DB:29:A:H1'	26:DB:59:A:C2	2.56	0.41
47:B0:73:GLY:O	47:B0:75:LEU:N	2.54	0.41
28:DE:57:LYS:CG	28:DE:58:ARG:N	2.84	0.41
42:DV:91:TYR:CD2	42:DV:91:TYR:N	2.88	0.41
25:BA:1657:C:O2'	28:BE:133:LYS:HD3	2.20	0.41
13:AJ:96:ILE:N	13:AJ:96:ILE:HD13	2.29	0.41
13:CJ:8:LEU:HG	13:CJ:96:ILE:HG22	2.02	0.41
53:B6:11:LEU:HA	53:B6:11:LEU:HD22	1.94	0.41
25:BA:483:A:H4'	45:BY:49:VAL:CG2	2.50	0.41
45:BY:6:HIS:O	45:BY:7:VAL:C	2.59	0.41
25:DA:2630:G:C8	25:DA:2894:G:C2	3.09	0.41
25:BA:1172:G:N2	25:BA:1178:C:N4	2.69	0.41
1:AA:1371:G:O3'	12:AI:69:GLY:HA3	2.21	0.41
12:CI:11:LYS:O	12:CI:12:GLU:HB2	2.20	0.41
25:DA:320:A:H5''	25:DA:321:G:OP1	2.21	0.41
1:AA:1270:C:H2'	1:AA:1271:G:H8	1.86	0.41
11:CH:26:VAL:C	11:CH:58:TYR:HD2	2.24	0.41
25:BA:1309:G:H8	25:BA:1309:G:O5'	2.03	0.41
25:BA:464:U:H4'	54:B7:5:TRP:CZ3	2.56	0.41
1:AA:1227:A:C2'	1:AA:1227:A:N3	2.82	0.41
25:DA:2320:A:C2	25:DA:2333:A:N7	2.88	0.41
55:D8:32:LEU:HD23	55:D8:33:ASN:N	2.36	0.41
27:DD:25:THR:CG2	27:DD:81:ALA:HB1	2.51	0.41
34:BN:69:VAL:O	34:BN:70:ALA:HB3	2.21	0.41
34:BN:66:THR:HB	34:BN:69:VAL:HG12	2.02	0.41
5:CB:111:ARG:HH11	5:CB:111:ARG:HG2	1.86	0.41
25:DA:244:A:C2	25:DA:255:A:C5	3.08	0.41
25:BA:929:G:H8	25:BA:929:G:O5'	2.04	0.41
27:BD:185:VAL:HG12	27:BD:186:HIS:N	2.36	0.41
43:DW:15:ARG:NH2	52:D5:20:ARG:NH1	2.69	0.41
28:BE:117:MET:CE	28:BE:124:GLY:HA3	2.50	0.41
37:BQ:65:PHE:HD2	37:BQ:105:GLU:HB2	1.85	0.41
9:AF:69:GLU:CD	9:AF:69:GLU:H	2.24	0.41
43:BW:29:LEU:CG	43:BW:33:ARG:HE	2.33	0.41
1:CA:157:G:C2	1:CA:165:C:C2	3.09	0.41
4:CY:203:VAL:HG12	4:CY:214:ARG:HH11	1.86	0.41
40:BT:100:TYR:HD2	40:BT:103:ARG:NH1	2.18	0.41
7:AD:88:VAL:O	7:AD:92:VAL:HG23	2.21	0.41

*Continued on next page...*



*Continued from previous page...*

Atom-1	Atom-2	Distance(Å)	Clash(Å)
4:AY:301:ARG:NE	4:AY:301:ARG:HA	2.35	0.41
11:AH:10:LEU:HD22	11:AH:83:ILE:HD11	2.02	0.41
48:D1:67:ILE:N	48:D1:68:PRO:CD	2.83	0.41
5:CB:95:GLN:O	5:CB:96:ARG:C	2.59	0.41
30:BG:5:LEU:HB3	30:BG:104:GLU:OE2	2.20	0.41
5:AB:162:ILE:HD11	5:AB:184:VAL:HG22	2.03	0.41
48:D1:48:LYS:HE3	48:D1:50:ARG:NH1	2.36	0.41
1:AA:921:U:O2	8:AE:19:MET:HB2	2.21	0.41
46:DZ:9:TYR:CZ	46:DZ:61:LEU:HD13	2.55	0.41
25:BA:2365:G:H4'	47:B0:60:PHE:CE2	2.56	0.41
6:CC:82:GLU:O	6:CC:86:VAL:HG13	2.21	0.41
25:DA:1827:C:H2'	25:DA:1828:G:O4'	2.21	0.41
25:DA:1971:A:C2	27:DD:241:PRO:HD3	2.55	0.41
33:DK:12:LEU:N	33:DK:12:LEU:HD23	2.36	0.41
25:BA:1465:G:O2'	25:BA:1466:G:H5'	2.21	0.41
13:CJ:54:PHE:CG	13:CJ:55:LYS:N	2.88	0.41
14:CK:21:ILE:N	14:CK:21:ILE:HD12	2.36	0.41
18:AO:17:ARG:HD2	18:AO:24:SER:OG	2.21	0.41
18:AO:70:LEU:HD11	18:AO:77:ARG:HB2	2.03	0.41
32:DI:15:VAL:CG1	32:DI:16:GLY:N	2.83	0.41
45:DY:60:PHE:O	45:DY:61:ILE:C	2.58	0.41
49:D2:15:LYS:C	49:D2:16:LEU:HD22	2.41	0.41
25:BA:27:G:C2	25:BA:512:G:N3	2.88	0.41
5:AB:178:ARG:HH22	5:AB:196:LEU:HA	1.85	0.41
27:DD:166:GLN:CA	27:DD:166:GLN:NE2	2.82	0.41
1:CA:1072:G:C5	1:CA:1073:U:C4	3.09	0.41
1:CA:68(D):C:H2'	1:CA:68(E):G:C8	2.55	0.41
8:AE:11:ILE:HG22	8:AE:12:LEU:HD12	2.03	0.41
55:B8:11:LYS:CD	55:B8:64:TYR:CZ	3.04	0.41
25:DA:1853:A:N1	25:DA:2087:G:H1'	2.36	0.41
1:CA:57:G:C5	1:CA:58:C:C4	3.09	0.41
1:AA:35:G:C2	1:AA:550:G:N3	2.88	0.41
1:AA:43:C:H2'	1:AA:44:G:O5'	2.21	0.41
19:AP:43:LYS:HA	19:AP:48:TRP:CB	2.51	0.41
7:CD:99:SER:OG	7:CD:140:VAL:O	2.38	0.41
6:CC:137:ALA:O	6:CC:141:VAL:HG23	2.20	0.41
25:DA:271(S):C:C2	25:DA:357(D):G:N2	2.89	0.41
1:AA:112:G:N1	1:AA:330:C:N4	2.69	0.41
1:CA:1293:G:H2'	1:CA:1294:G:C8	2.55	0.41
32:BI:53:ALA:HB1	32:BI:57:ARG:NH2	2.36	0.41
1:AA:604:G:C5	1:AA:605:U:C5	3.09	0.41
1:AA:373:A:H61	1:AA:391:G:H1'	1.85	0.41

*Continued on next page...*



*Continued from previous page...*

Atom-1	Atom-2	Distance(Å)	Clash(Å)
6:CC:188:LEU:HD22	6:CC:188:LEU:N	2.36	0.41
5:AB:231:GLU:HA	5:AB:232:PRO:HD3	1.97	0.41
25:BA:30:G:C5	25:BA:31:C:C4	3.09	0.41
25:BA:852:G:C6	25:BA:926:A:C6	3.08	0.41
29:DF:150:GLY:HA2	29:DF:172:TRP:CD2	2.56	0.41
29:DF:125:LEU:HB3	29:DF:196:LEU:HD21	2.03	0.41
7:AD:141:ARG:HB2	7:AD:144:ASP:OD1	2.20	0.41
12:AI:79:LEU:HD23	12:AI:102:LEU:HA	2.01	0.41
27:DD:108:PRO:HG3	27:DD:143:HIS:CE1	2.56	0.41
25:DA:414:C:H2'	25:DA:415:A:C8	2.55	0.41
25:DA:977:G:HO2'	25:DA:1001:A:H2	1.64	0.41
1:CA:433:C:H2'	1:CA:434:U:C6	2.56	0.41
12:CI:25:LYS:O	12:CI:60:ASP:HA	2.20	0.41
4:CY:52:TRP:CD1	25:DA:1095:A:C2	3.09	0.41
1:AA:68(B):G:H2'	1:AA:68(C):C:O4'	2.21	0.41
27:DD:227:ASN:HB3	27:DD:228:PRO:HD2	2.03	0.41
1:CA:1386:G:H2'	1:CA:1387:G:H8	1.85	0.41
25:DA:2354:G:H4'	47:D0:35:ASN:HB2	2.03	0.41
1:AA:132:C:N3	1:AA:231:G:C2	2.88	0.41
1:CA:960:U:O2	1:CA:960:U:H2'	2.20	0.41
45:BY:51:VAL:HG22	45:BY:51:VAL:O	2.20	0.41
27:BD:95:LEU:HD12	27:BD:95:LEU:O	2.20	0.41
46:DZ:119:GLU:H	46:DZ:119:GLU:HG2	1.70	0.41
26:DB:61:G:C6	26:DB:62:C:C4	3.09	0.41
25:DA:55:G:N3	25:DA:127:A:H2	2.18	0.41
5:CB:60:ASP:O	5:CB:64:ARG:HG3	2.21	0.41
25:BA:40:C:H2'	25:BA:41:C:C6	2.55	0.41
25:DA:520:G:H2'	25:DA:521:G:H8	1.86	0.41
42:DV:69:LYS:HD2	42:DV:86:GLY:HA3	2.03	0.41
25:DA:357(K):U:O2'	25:DA:357(L):A:O5'	2.39	0.41
25:BA:1317:A:O2'	25:BA:1318:C:H5'	2.21	0.41
25:BA:1394:U:C4	25:BA:1395:A:C6	3.09	0.41
49:B2:33:MET:HA	49:B2:36:ARG:HG2	2.03	0.41
25:BA:2512:C:H2'	25:BA:2513:G:O4'	2.21	0.41
25:BA:862:G:H2'	25:BA:863:A:O4'	2.21	0.41
1:CA:1206:G:C6	1:CA:1207:G:C5	3.09	0.41
39:BS:48:LEU:N	39:BS:48:LEU:HD12	2.36	0.41
38:BR:65:LEU:HA	38:BR:65:LEU:HD23	1.80	0.41
1:AA:433:C:H2'	1:AA:434:U:C6	2.56	0.41
45:BY:36:ALA:HA	45:BY:67:LEU:O	2.21	0.41
25:BA:2096:U:H2'	25:BA:2097:C:C6	2.56	0.41
25:BA:1899:G:C2'	25:BA:1900:A:OP2	2.68	0.41

*Continued on next page...*



*Continued from previous page...*

Atom-1	Atom-2	Distance(Å)	Clash(Å)
41:DU:61:TRP:CZ3	41:DU:94:ASN:HB2	2.56	0.41
42:DV:40:LEU:N	42:DV:40:LEU:HD22	2.36	0.41
25:DA:2056:G:H1	52:D5:4:HIS:HA	1.85	0.41
4:AY:357:LEU:HD12	4:AY:357:LEU:HA	1.82	0.41
25:DA:2685:G:N3	25:DA:2725:A:C2	2.89	0.41
6:AC:11:ARG:NH2	6:AC:180:ALA:HB3	2.35	0.41
6:AC:19:GLU:HG2	6:AC:54:ARG:NH2	2.35	0.41
5:AB:19:HIS:CG	5:AB:20:GLU:N	2.89	0.41
1:CA:922:G:N3	1:CA:1396:A:C2	2.89	0.41
49:B2:6:VAL:C	49:B2:10:LEU:HG	2.41	0.41
49:B2:6:VAL:HG12	49:B2:10:LEU:CG	2.51	0.41
1:CA:1322:C:H4'	1:CA:1323:G:OP1	2.22	0.41
1:AA:546:G:OP2	7:AD:72:GLU:HB2	2.21	0.41
25:DA:593:G:O2'	55:D8:62:LEU:CD1	2.66	0.41
11:CH:17:THR:HB	11:CH:78:GLN:HE22	1.86	0.41
26:BB:9:G:P	39:BS:25:ARG:HH12	2.44	0.41
25:DA:2785:C:O2'	28:DE:66:HIS:CD2	2.74	0.41
25:BA:518:G:H2'	25:BA:519:U:C6	2.56	0.41
15:CL:17:VAL:O	15:CL:18:ARG:HB3	2.21	0.41
1:CA:1494:G:C4	1:CA:1495:U:C5	3.09	0.41
25:DA:1677:A:H2'	25:DA:1678:G:O4'	2.21	0.41
27:BD:16:MET:CB	27:BD:207:GLY:HA3	2.51	0.41
25:DA:528:A:OP2	34:DN:134:PRO:HB3	2.21	0.41
37:BQ:20:ALA:HB2	37:BQ:99:PRO:CG	2.51	0.41
25:DA:911:A:O5'	25:DA:912:C:H5"	2.21	0.41
37:DQ:80:GLU:CA	37:DQ:80:GLU:OE2	2.63	0.41
16:AM:74:VAL:O	16:AM:78:ILE:HG13	2.20	0.41
1:CA:376:G:H2'	1:CA:377:G:C8	2.47	0.41
5:CB:167:PRO:HG2	5:CB:192:SER:OG	2.20	0.41
1:CA:826:C:H4'	11:CH:12:ARG:HD2	2.02	0.41
1:AA:826:C:H4'	11:AH:12:ARG:HD2	2.03	0.41
25:DA:1653:G:H3'	38:DR:4:LEU:HB2	2.03	0.41
27:DD:43:ARG:CB	27:DD:49:ILE:HA	2.51	0.41
4:CY:333:TYR:O	4:CY:333:TYR:CG	2.74	0.41
6:AC:112:SER:O	6:AC:115:LEU:HB2	2.21	0.41
25:BA:1787:A:H2'	25:BA:1787:A:N3	2.35	0.41
25:BA:2291:U:O2'	25:BA:2374:C:O2	2.31	0.41
4:AY:222:GLU:OE2	4:AY:312:ARG:HB3	2.21	0.41
25:BA:2365:G:O6	55:B8:39:LYS:HE3	2.21	0.41
25:DA:828:U:H4'	25:DA:831:G:N1	2.36	0.41
25:DA:1290:C:H2'	25:DA:1291:C:C6	2.54	0.41
32:DI:7:GLU:HA	32:DI:15:VAL:HG22	2.01	0.41

*Continued on next page...*



*Continued from previous page...*

Atom-1	Atom-2	Distance(Å)	Clash(Å)
42:BV:25:LEU:H	42:BV:92:THR:HG21	1.85	0.41
31:DH:35:VAL:HG21	31:DH:75:ALA:CB	2.51	0.41
27:DD:67:PHE:CE2	27:DD:106:ILE:HD11	2.54	0.41
18:CO:70:LEU:HD11	18:CO:77:ARG:HB2	2.03	0.41
26:BB:50:G:C2	26:BB:51:G:H1'	2.55	0.41
1:CA:22:G:H2'	1:CA:23:C:H6	1.86	0.41
10:AG:104:LEU:HD22	10:AG:134:ALA:HB1	2.03	0.41
29:BF:129:PHE:HE1	29:BF:142:TRP:CH2	2.39	0.41
25:BA:1344:G:H4'	25:BA:1384:A:C5	2.56	0.41
25:BA:1754:C:P	40:BT:96:ARG:HH12	2.43	0.41
13:AJ:61:GLU:CG	17:AN:58:LYS:HE2	2.51	0.41
25:DA:2811:G:C6	25:DA:2890:G:N2	2.88	0.41
1:AA:1293:G:H2'	1:AA:1294:G:C8	2.56	0.41
1:AA:111:G:H5''	19:AP:27:LYS:HG2	2.03	0.41
1:CA:716:A:N3	14:CK:118:GLY:HA2	2.36	0.41
1:CA:111:G:H5''	19:CP:27:LYS:HG2	2.03	0.41
9:CF:67:MET:HB2	9:CF:68:PRO:HD2	2.03	0.41
25:BA:1794:U:H2'	25:BA:1795:C:C6	2.55	0.41
1:CA:145:G:C2	1:CA:146:G:C4	3.09	0.41
25:DA:127:A:H5''	25:DA:128:C:C6	2.56	0.41
11:AH:55:GLY:O	11:AH:57:PRO:HD3	2.21	0.41
25:DA:1506(L):G:H2'	25:DA:1506(M):U:O4'	2.21	0.41
38:DR:32:GLY:O	38:DR:115:GLU:HA	2.20	0.41
32:DI:25:TYR:CD1	32:DI:30:LEU:HD11	2.56	0.41
8:AE:69:VAL:HG12	8:AE:71:LEU:HD23	2.02	0.41
25:DA:2845:G:OP1	40:DT:56:GLY:N	2.50	0.41
13:CJ:45:ARG:HB3	13:CJ:47:PHE:CZ	2.56	0.41
25:BA:2321:G:C5'	25:BA:2322:A:OP2	2.69	0.41
14:AK:122:LYS:C	14:AK:124:LYS:H	2.24	0.41
6:CC:24:ALA:HB2	6:CC:32:LEU:HD12	2.02	0.41
25:BA:55:G:N3	25:BA:127:A:H2	2.19	0.41
25:BA:1205:U:C4	29:BF:171:PRO:HA	2.55	0.41
1:CA:68(W):G:C6	1:CA:68(X):U:C4	3.08	0.41
40:BT:137:LYS:HD2	40:BT:137:LYS:N	2.36	0.41
8:CE:68:GLU:HG3	8:CE:68:GLU:H	1.68	0.41
21:CR:25:THR:O	21:CR:25:THR:HG22	2.20	0.41
12:CI:47:LEU:HD12	12:CI:47:LEU:N	2.36	0.41
39:DS:30:ARG:O	39:DS:30:ARG:HG3	2.21	0.41
14:CK:109:VAL:HG13	21:CR:85:LEU:O	2.21	0.41
17:CN:42:ILE:O	17:CN:46:GLU:HG3	2.20	0.41
4:CY:146:ALA:HB1	4:CY:177:ILE:HD13	2.02	0.41
25:DA:681:G:H2'	25:DA:682:G:O5'	2.21	0.41

*Continued on next page...*



*Continued from previous page...*

Atom-1	Atom-2	Distance(Å)	Clash(Å)
28:DE:30:PRO:O	28:DE:32:PRO:HD3	2.20	0.41
41:DU:62:ILE:CD1	41:DU:93:LYS:HG2	2.52	0.40
36:DP:48:PRO:HG2	36:DP:49:ARG:N	2.35	0.40
25:DA:819:A:H2	25:DA:943:U:O4'	2.05	0.40
6:CC:19:GLU:HG2	6:CC:54:ARG:NH2	2.36	0.40
4:AY:98:GLU:O	4:AY:102:PRO:HD3	2.21	0.40
13:AJ:24:VAL:HG13	13:AJ:28:ARG:HD2	2.02	0.40
7:AD:26:CYS:HA	7:AD:31:CYS:HA	2.03	0.40
55:B8:31:HIS:C	55:B8:33:ASN:N	2.73	0.40
1:AA:495:A:C4'	1:AA:497:A:OP1	2.57	0.40
22:AS:41:VAL:O	22:AS:44:MET:HB2	2.21	0.40
33:DK:104:VAL:HG13	33:DK:127:ILE:CG2	2.51	0.40
33:DK:74:ALA:HB2	33:DK:111:LYS:HE2	2.02	0.40
1:CA:1323:G:H2'	1:CA:1324:A:C8	2.56	0.40
32:DI:72:LEU:HD12	32:DI:140:LEU:CD1	2.51	0.40
5:AB:17:PHE:CD2	5:AB:17:PHE:N	2.82	0.40
9:CF:37:VAL:CG1	9:CF:38:GLU:N	2.82	0.40
41:BU:64:ARG:O	41:BU:67:ALA:HB3	2.22	0.40
48:B1:32:LYS:CG	48:B1:33:LYS:H	2.30	0.40
25:BA:1396:U:O2	25:BA:1396:U:C2'	2.69	0.40
27:BD:206:LEU:HD22	27:BD:211:ARG:HG2	2.02	0.40
22:CS:63:THR:HG22	22:CS:66:MET:CG	2.49	0.40
39:DS:49:VAL:HG12	39:DS:73:LEU:HD23	2.03	0.40
25:DA:543(B):C:N4	25:DA:543(C):A:C2	2.89	0.40
25:BA:1817:G:H2'	25:BA:1818:U:H5'	2.03	0.40
25:DA:285:C:C2	25:DA:286:C:C5	3.09	0.40
25:DA:1194:A:OP2	36:DP:17:LYS:HE2	2.21	0.40
12:AI:111:ARG:HD2	17:AN:61:TRP:CE2	2.55	0.40
34:BN:66:THR:HB	34:BN:69:VAL:CG1	2.50	0.40
44:BX:64:LYS:HE2	44:BX:73:ARG:NE	2.36	0.40
1:AA:157:G:C2	1:AA:165:C:C2	3.10	0.40
8:AE:53:LEU:O	8:AE:56:GLN:HB3	2.21	0.40
8:CE:53:LEU:O	8:CE:56:GLN:HB3	2.21	0.40
25:BA:2602:A:H4'	25:BA:2603:G:O5'	2.21	0.40
53:B6:18:ARG:HH22	53:B6:44:ARG:CB	2.34	0.40
30:DG:5:LEU:HB3	30:DG:104:GLU:OE2	2.21	0.40
7:CD:187:ARG:HH22	7:CD:190:ASP:HB2	1.86	0.40
13:AJ:75:ILE:HG13	13:AJ:76:ASN:H	1.86	0.40
25:DA:2290:G:C6	25:DA:2291:U:C4	3.09	0.40
1:CA:195:A:C5	1:CA:196:A:N1	2.89	0.40
4:CY:99:ALA:O	4:CY:102:PRO:HD2	2.21	0.40
5:AB:178:ARG:NH2	11:AH:74:PRO:HG3	2.34	0.40

*Continued on next page...*



*Continued from previous page...*

Atom-1	Atom-2	Distance(Å)	Clash(Å)
1:AA:1325:C:H4'	24:AU:17:THR:HG21	2.02	0.40
25:DA:624:C:O2	25:DA:657:U:H4'	2.21	0.40
1:AA:542:G:C2	1:AA:543:C:C5	3.09	0.40
1:CA:949:A:N1	1:CA:1233:G:N3	2.69	0.40
1:CA:43:C:H2'	1:CA:44:G:O5'	2.21	0.40
25:BA:1506(J):G:H4'	25:BA:1556:C:O2'	2.21	0.40
1:AA:145:G:C2	1:AA:146:G:C4	3.09	0.40
1:CA:112:G:N1	1:CA:330:C:N4	2.69	0.40
1:AA:750:G:N3	18:AO:23:GLY:HA3	2.35	0.40
48:B1:23:LYS:HE2	48:B1:23:LYS:HB3	1.60	0.40
25:BA:2194:G:H2'	25:BA:2195:C:C6	2.57	0.40
1:AA:1223:C:OP2	1:AA:1224:G:H2'	2.21	0.40
10:AG:111:ARG:CZ	10:AG:122:HIS:HB3	2.52	0.40
1:AA:186(E):C:C2	1:AA:186(M):G:N2	2.89	0.40
37:DQ:60:ARG:HA	46:DZ:179:ASP:HB2	2.04	0.40
10:AG:138:LYS:HE2	10:AG:142:GLU:OE2	2.20	0.40
25:DA:892:G:H2'	25:DA:893:C:C6	2.56	0.40
25:BA:1824:G:OP1	27:BD:52:ARG:NH1	2.53	0.40
14:CK:67:ASP:OD1	14:CK:71:LYS:HE3	2.21	0.40
25:BA:842:G:N2	25:BA:937:U:C2	2.89	0.40
25:BA:2887:U:H2'	25:BA:2888:C:H6	1.87	0.40
24:CU:6:ARG:O	24:CU:6:ARG:HG2	2.21	0.40
27:BD:68:LYS:HE2	27:BD:68:LYS:HB3	1.92	0.40
18:AO:84:LYS:HD3	18:AO:84:LYS:O	2.20	0.40
22:CS:79:THR:O	22:CS:80:TYR:HB2	2.21	0.40
40:BT:94:ALA:O	40:BT:95:ARG:CB	2.68	0.40
26:DB:42:C:O4'	30:DG:69:ALA:HB2	2.21	0.40
25:DA:1779:U:C6	25:DA:1783:A:N7	2.89	0.40
25:DA:1688:U:O2	25:DA:1700:A:H8	2.04	0.40
1:CA:142:G:H2'	1:CA:143:A:H8	1.86	0.40
25:BA:1277:G:O2'	38:BR:24:GLN:HG2	2.21	0.40
41:BU:91:ASP:CG	41:BU:96:ALA:HB2	2.42	0.40
4:AY:195:PRO:HB2	4:AY:362:LEU:HD12	2.03	0.40
36:BP:47:ASP:OD2	36:BP:49:ARG:HG3	2.21	0.40
42:DV:79:VAL:O	42:DV:80:GLN:C	2.60	0.40
25:DA:2681:C:C5	25:DA:2725:A:N6	2.76	0.40
1:AA:1281:U:H5'	1:AA:1282:C:C5	2.52	0.40
26:BB:83:G:H4'	50:B3:52:HIS:CG	2.57	0.40
27:DD:80:ALA:HB2	27:DD:96:HIS:CD2	2.56	0.40
1:CA:1048:G:H5''	17:CN:2:ALA:N	2.36	0.40
12:AI:4:TYR:HD2	12:AI:84:ALA:O	2.03	0.40
49:B2:17:SER:O	49:B2:18:PRO:C	2.58	0.40

*Continued on next page...*



*Continued from previous page...*

Atom-1	Atom-2	Distance(Å)	Clash(Å)
42:BV:91:TYR:HD2	42:BV:91:TYR:N	2.19	0.40
36:DP:95:VAL:HG22	36:DP:125:VAL:HG12	2.03	0.40
44:DX:57:LEU:HD12	44:DX:78:LYS:O	2.21	0.40
1:AA:1231:G:H2'	1:AA:1232:U:H6	1.86	0.40
25:BA:1039:G:C2	25:BA:1117:G:C2	3.09	0.40
9:AF:11:ASN:HA	9:AF:12:PRO:HD2	1.92	0.40
25:DA:1175:G:C8	25:DA:1177:A:C8	3.10	0.40
25:DA:1172:G:N2	25:DA:1178:C:N4	2.69	0.40
45:BY:6:HIS:HB3	45:BY:35:TYR:HE2	1.87	0.40
30:DG:67:LYS:N	30:DG:67:LYS:HD2	2.30	0.40
44:DX:28:PHE:HE1	44:DX:81:VAL:HG21	1.86	0.40
25:DA:340:A:H2'	25:DA:341:G:H5'	2.02	0.40
37:BQ:20:ALA:HA	37:BQ:98:LYS:HD3	2.03	0.40
1:AA:1270:C:O2'	1:AA:1314:C:H5'	2.21	0.40
1:AA:973:G:P	13:AJ:57:LYS:HE2	2.60	0.40
4:CY:56:GLU:OE2	25:DA:2473:U:H6	2.03	0.40
25:BA:1864(B):C:C2'	25:BA:1864(B):C:O2	2.63	0.40
32:BI:77:LEU:HD21	32:BI:101:LEU:HD13	2.02	0.40
25:DA:588:U:H1'	29:DF:90:PHE:CD1	2.56	0.40
25:BA:847:U:H5	25:BA:933:A:H62	1.68	0.40
31:DH:31:GLY:H	31:DH:79:VAL:HG12	1.86	0.40
28:BE:51:PHE:O	28:BE:52:LEU:HB2	2.22	0.40
30:BG:75:LYS:HB3	30:BG:76:SER:H	1.69	0.40
1:AA:1118:C:O2	1:AA:1179:A:C6	2.73	0.40
9:AF:50:TYR:HE1	21:AR:74:ARG:O	2.04	0.40
39:DS:38:GLN:HB3	39:DS:47:THR:HG21	2.03	0.40
6:CC:78:GLY:C	6:CC:79:ARG:HD3	2.40	0.40
5:CB:162:ILE:HD11	5:CB:184:VAL:HG22	2.03	0.40
25:DA:826:U:OP1	25:DA:2429:G:OP1	2.40	0.40
1:CA:1186:G:H21	17:CN:61:TRP:C	2.24	0.40
25:DA:1444:G:C2	25:DA:1548:C:C2	3.10	0.40
15:AL:26:LEU:C	15:AL:28:GLY:N	2.74	0.40
48:B1:87:PRO:HG2	48:B1:88:LYS:H	1.86	0.40
25:DA:1431:U:H2'	25:DA:1432:C:C6	2.57	0.40
37:DQ:43:THR:HB	37:DQ:45:GLN:HE21	1.86	0.40
25:BA:1431:U:H2'	25:BA:1432:C:C6	2.56	0.40
25:DA:1344:G:H4'	25:DA:1384:A:C5	2.56	0.40
32:BI:31:LEU:HD11	32:BI:38:LEU:HD22	2.02	0.40
28:DE:24:THR:HB	28:DE:186:GLY:O	2.21	0.40
6:AC:84:ILE:HG23	6:AC:85:ARG:HD2	2.03	0.40
32:BI:23:PRO:O	32:BI:27:ARG:HG3	2.21	0.40
29:BF:29:ASN:O	29:BF:112:MET:HE1	2.21	0.40

*Continued on next page...*



*Continued from previous page...*

Atom-1	Atom-2	Distance(Å)	Clash(Å)
25:DA:2202(B):C:O2	25:DA:2202(H):G:C2	2.75	0.40
28:DE:176:ILE:HG22	28:DE:176:ILE:O	2.21	0.40
8:CE:144:THR:O	8:CE:148:VAL:HG23	2.22	0.40
25:BA:2811:G:C6	25:BA:2890:G:N2	2.88	0.40
46:BZ:23:LYS:HD2	46:BZ:38:TYR:HE1	1.85	0.40
34:DN:53:ILE:HG23	34:DN:75:VAL:HG11	2.03	0.40
46:DZ:30:ASN:O	46:DZ:32:HIS:N	2.55	0.40
25:BA:2036:C:H5'	25:BA:2036:C:H6	1.85	0.40
42:BV:61:VAL:HA	42:BV:94:LEU:HD23	2.02	0.40
1:AA:1494:G:C4	1:AA:1495:U:C5	3.09	0.40
25:DA:1184:G:C6	25:DA:1185:C:C4	3.09	0.40
1:AA:1440(L):G:OP2	1:AA:1440(L):G:H8	2.03	0.40
25:DA:2322:A:H2'	25:DA:2323:G:O4'	2.21	0.40
25:DA:357(J):G:C6	25:DA:357(K):U:C4	3.09	0.40
25:BA:127:A:H5''	25:BA:128:C:C6	2.56	0.40
48:D1:37:ILE:CG1	48:D1:38:SER:N	2.84	0.40
39:BS:28:VAL:HG21	39:BS:87:PHE:CE1	2.56	0.40
25:DA:2092:U:H4'	25:DA:2093:G:O5'	2.21	0.40
5:AB:43:ASP:OD2	5:AB:46:LYS:HB2	2.20	0.40
25:DA:2557:G:H2'	25:DA:2558:C:C6	2.56	0.40
37:DQ:31:ASP:HB2	37:DQ:32:PHE:CD1	2.55	0.40
25:DA:1810:A:H2'	25:DA:1811:G:O4'	2.21	0.40
25:BA:2054:A:C2	25:BA:2616:C:C2	3.09	0.40
29:DF:51:THR:HB	29:DF:88:VAL:HG11	2.04	0.40
11:AH:11:THR:HA	11:AH:14:ARG:NH1	2.36	0.40
3:CW:14:A:C2	3:CW:15:G:H1'	2.56	0.40
37:DQ:57:HIS:NE2	37:DQ:116:GLU:HG2	2.35	0.40
28:BE:30:PRO:O	28:BE:32:PRO:HD3	2.21	0.40
25:DA:2773:C:H5''	28:DE:164:ARG:O	2.20	0.40
21:CR:88:LYS:OXT	21:CR:88:LYS:HD3	2.20	0.40
34:DN:161:LEU:N	34:DN:161:LEU:HD23	2.35	0.40
13:AJ:29:ARG:HG2	13:AJ:29:ARG:O	2.22	0.40
40:DT:137:LYS:N	40:DT:137:LYS:HD2	2.36	0.40
55:D8:41:ILE:C	55:D8:41:ILE:HD12	2.42	0.40
25:BA:1798:U:H5'	27:BD:259:THR:OG1	2.21	0.40
7:CD:103:ASN:HD21	7:CD:107:ARG:HG3	1.85	0.40
48:D1:13:ILE:O	48:D1:13:ILE:HD12	2.22	0.40
25:BA:2056:G:H2'	25:BA:2056:G:N3	2.36	0.40
31:BH:118:PRO:CG	31:BH:121:ILE:HD13	2.50	0.40
4:AY:327:TYR:CD1	4:AY:350:LEU:HD11	2.57	0.40
25:DA:661:C:C1'	36:DP:16:ARG:HG2	2.52	0.40
6:CC:91:LEU:C	6:CC:91:LEU:HD23	2.41	0.40

*Continued on next page...*



*Continued from previous page...*

Atom-1	Atom-2	Distance(Å)	Clash(Å)
25:BA:1022:G:H4'	25:BA:1023:U:O5'	2.21	0.40
16:CM:49:THR:HB	16:CM:52:GLU:HG3	2.03	0.40
6:AC:14:ILE:CG1	6:AC:15:THR:H	2.20	0.40
25:BA:307:G:H21	25:BA:330:A:N6	2.18	0.40
1:CA:1145:C:C4'	1:CA:1146:A:O5'	2.69	0.40
25:BA:628:G:C6	25:BA:629:G:C6	3.09	0.40
25:BA:2420:C:OP1	55:B8:34:TRP:HA	2.21	0.40
25:DA:1468(J):G:H2'	25:DA:1468(K):G:C8	2.56	0.40
22:CS:41:VAL:O	22:CS:44:MET:HB2	2.21	0.40
25:BA:1275:A:H3'	25:BA:1645:G:O2'	2.21	0.40
16:CM:64:TRP:O	16:CM:66:LEU:HD22	2.21	0.40
55:D8:61:LEU:O	55:D8:62:LEU:HB2	2.22	0.40
30:BG:66:GLN:OE1	30:BG:94:LEU:HA	2.22	0.40
25:DA:518:G:H2'	25:DA:519:U:C6	2.56	0.40
44:DX:62:LYS:O	44:DX:63:LYS:HD3	2.21	0.40
16:CM:57:ARG:HH12	51:D4:60:GLU:HB2	1.84	0.40
7:AD:126:ILE:CG2	7:AD:127:THR:H	2.30	0.40
25:BA:560:C:H4'	41:BU:52:ARG:CZ	2.51	0.40
1:CA:1064:G:H4'	1:CA:1065:U:O5'	2.21	0.40
13:AJ:84:GLN:NE2	13:AJ:88:LEU:HD22	2.32	0.40
53:D6:34:LEU:O	53:D6:34:LEU:HD22	2.21	0.40
31:DH:17:VAL:HG21	31:DH:50:VAL:CG2	2.52	0.40
51:B4:48:ILE:HG22	51:B4:49:GLU:H	1.87	0.40
23:AT:72:LEU:HD11	23:AT:77:ALA:HB2	2.03	0.40
51:D4:48:ILE:HG22	51:D4:49:GLU:H	1.87	0.40
1:AA:626:U:H5''	19:AP:38:TYR:CD2	2.57	0.40
27:BD:70:TRP:HZ3	27:BD:146:GLU:CD	2.24	0.40
25:BA:2870:C:H2'	25:BA:2871:C:O4'	2.21	0.40
34:BN:143:LEU:HD23	34:BN:144:LYS:N	2.36	0.40
1:CA:624:C:C4'	19:CP:10:GLY:HA2	2.51	0.40
41:BU:102:GLU:N	41:BU:103:PRO:CD	2.82	0.40
32:DI:78:THR:H	32:DI:104:GLN:HE22	1.67	0.40
4:AY:253:PRO:HB2	25:BA:2452:C:H5'	2.04	0.40
1:AA:457:C:N3	1:AA:476:G:C2	2.90	0.40
16:AM:101:GLN:HG2	16:AM:101:GLN:H	1.57	0.40
25:BA:2864:G:C6	25:BA:2865:U:N3	2.89	0.40
1:CA:939:G:H1	1:CA:1344:C:H42	1.69	0.40
14:AK:31:THR:O	14:AK:31:THR:HG23	2.21	0.40
14:AK:21:ILE:HD12	14:AK:21:ILE:N	2.37	0.40
39:DS:89:ARG:HG2	39:DS:92:TYR:O	2.21	0.40
25:BA:2403:C:H6	25:BA:2403:C:O5'	2.04	0.40
4:AY:230:GLU:CG	4:AY:230:GLU:O	2.70	0.40

*Continued on next page...*



*Continued from previous page...*

Atom-1	Atom-2	Distance(Å)	Clash(Å)
1:AA:1258:G:H2'	1:AA:1259:C:H6	1.85	0.40
32:BI:15:VAL:O	32:BI:17:GLN:N	2.55	0.40
1:CA:1258:G:H2'	1:CA:1259:C:H6	1.84	0.40
49:B2:16:LEU:HB2	49:B2:20:GLU:CG	2.52	0.40
25:DA:2792:G:N3	25:DA:2792:G:H2'	2.36	0.40
25:DA:386:G:H4'	25:DA:387:U:OP2	2.22	0.40
25:BA:155(E):U:N3	25:BA:171:G:C8	2.90	0.40
8:AE:144:THR:O	8:AE:148:VAL:HG23	2.21	0.40
25:BA:118:A:H1'	25:BA:178:G:O4'	2.21	0.40
1:CA:338:A:C6	1:CA:339:C:C4	3.10	0.40
1:CA:511:C:C4	1:CA:541:G:N2	2.89	0.40
11:CH:97:VAL:HA	11:CH:100:ILE:HG13	2.03	0.40
25:DA:776:G:OP2	25:DA:776:G:H8	2.05	0.40
25:DA:1506(J):G:H4'	25:DA:1556:C:O2'	2.22	0.40
46:DZ:27:VAL:HG12	46:DZ:29:TYR:HD2	1.86	0.40
9:AF:67:MET:HB2	9:AF:68:PRO:HD2	2.02	0.40
25:BA:2729:G:H1'	28:BE:187:ALA:HB3	2.03	0.40
13:AJ:45:ARG:HB3	13:AJ:47:PHE:CZ	2.56	0.40
10:AG:126:ASP:HB3	10:AG:132:GLY:HA2	2.04	0.40
25:BA:821:A:H2'	25:BA:946:G:H5''	2.03	0.40
41:BU:82:GLY:HA3	41:BU:113:ALA:HB1	2.04	0.40
25:DA:709:U:H2'	25:DA:710:G:C8	2.56	0.40
11:AH:87:SER:HB2	11:AH:93:VAL:HB	2.03	0.40
52:D5:8:LYS:O	52:D5:9:LYS:HG2	2.21	0.40
25:DA:1668:A:H4'	25:DA:1669:A:O5'	2.20	0.40
10:CG:111:ARG:CZ	10:CG:122:HIS:HB3	2.51	0.40
25:DA:271(E):G:H2'	25:DA:271(F):G:H8	1.87	0.40
46:BZ:98:MET:HE2	46:BZ:99:TYR:O	2.21	0.40
6:CC:34:LEU:O	6:CC:38:ARG:HG2	2.21	0.40
50:B3:7:LYS:HE3	50:B3:32:GLN:O	2.21	0.40
29:DF:50:SER:HA	29:DF:92:PRO:O	2.21	0.40
1:AA:1499:A:H1'	1:AA:1520:G:H5'	2.03	0.40
12:AI:47:LEU:HD12	12:AI:47:LEU:N	2.36	0.40
18:CO:84:LYS:HD3	18:CO:84:LYS:O	2.21	0.40
25:DA:1919:A:H2'	25:DA:1919:A:N3	2.37	0.40
1:CA:1496:C:H2'	1:CA:1497:G:O4'	2.21	0.40
1:AA:996:A:H2'	1:AA:997:U:C6	2.57	0.40
42:BV:4:ILE:HB	42:BV:39:LEU:O	2.20	0.40
25:BA:661:C:C1'	36:BP:16:ARG:HG2	2.52	0.40
4:AY:138:GLY:HA3	4:AY:217:SER:HA	2.03	0.40
26:DB:83:G:H4'	50:D3:52:HIS:CG	2.56	0.40
25:BA:859:G:O3'	25:BA:860:U:O2	2.40	0.40

*Continued on next page...*



*Continued from previous page...*

Atom-1	Atom-2	Distance(Å)	Clash(Å)
25:BA:2849:U:O4	40:BT:23:ARG:NH2	2.54	0.40
40:BT:50:ILE:HA	40:BT:50:ILE:HD12	1.83	0.40
40:DT:26:ASP:C	40:DT:26:ASP:OD1	2.60	0.40
39:BS:56:LEU:HG	39:BS:57:LYS:NZ	2.36	0.40
25:DA:1689:A:N6	25:DA:1698:A:H2	2.03	0.40
25:DA:2468:G:OP1	37:DQ:119:ARG:NH2	2.55	0.40
32:DI:82:ARG:HB3	32:DI:89:TYR:HD2	1.85	0.40
41:BU:68:ALA:CB	41:BU:99:ALA:HB1	2.51	0.40
1:AA:68(P):C:H2'	1:AA:68(Q):U:O4'	2.22	0.40
25:BA:1657:C:O2'	25:BA:1658:C:H5'	2.22	0.40
23:AT:49:ALA:C	23:AT:51:GLU:N	2.74	0.40
30:BG:67:LYS:HD2	30:BG:67:LYS:N	2.30	0.40
1:AA:521:G:O5'	15:AL:72:GLU:HG2	2.22	0.40
1:CA:405:U:H5''	1:CA:406:G:O4'	2.22	0.40
1:CA:405:U:O4	7:CD:2:GLY:HA3	2.21	0.40
6:AC:57:ILE:CD1	6:AC:66:VAL:HG22	2.52	0.40
11:AH:26:VAL:C	11:AH:58:TYR:HD2	2.25	0.40
25:DA:2822:G:O3'	28:DE:159:HIS:CE1	2.75	0.40
25:BA:2869:G:H2'	25:BA:2870:C:O4'	2.20	0.40
38:BR:4:LEU:C	38:BR:6:SER:H	2.24	0.40
7:CD:60:GLU:O	7:CD:63:LYS:HB3	2.22	0.40
25:DA:2377:A:H2'	25:DA:2378:A:C8	2.56	0.40
34:DN:143:LEU:CD2	34:DN:145:VAL:HG23	2.49	0.40
37:BQ:22:LYS:C	37:BQ:24:GLY:H	2.24	0.40
52:D5:46:CYS:HA	52:D5:47:PRO:HD2	1.83	0.40
1:CA:619:U:O2	7:CD:135:LEU:HD22	2.21	0.40
25:BA:1550:C:H2'	25:BA:1551:C:C6	2.51	0.40
39:BS:12:PHE:C	39:BS:12:PHE:CD2	2.94	0.40
47:B0:14:ARG:HB2	47:B0:14:ARG:HE	1.09	0.40
55:D8:14:VAL:HG12	55:D8:15:LYS:N	2.36	0.40
25:DA:1615:C:C5	25:DA:1617:C:C4	3.09	0.40
25:DA:570:G:H2'	25:DA:2030:A:C5	2.56	0.40
11:CH:68:ARG:HE	11:CH:74:PRO:HB2	1.85	0.40
1:CA:1053:G:C3'	1:CA:1054:C:H5'	2.51	0.40
15:AL:46:LYS:CB	15:AL:47:PRO:HD3	2.52	0.40
14:CK:20:TYR:HB2	14:CK:31:THR:CG2	2.50	0.40
44:DX:41:ASN:ND2	44:DX:41:ASN:N	2.69	0.40
31:DH:94:TYR:CE2	31:DH:160:LYS:HB3	2.55	0.40
8:AE:87:SER:HB3	8:AE:131:ILE:HD13	2.04	0.40
1:CA:302:G:H21	1:CA:556:C:C4'	2.34	0.40
49:B2:15:LYS:C	49:B2:16:LEU:HD22	2.41	0.40
1:AA:791:G:C5	1:AA:792:A:N7	2.90	0.40

*Continued on next page...*



*Continued from previous page...*

Atom-1	Atom-2	Distance(Å)	Clash(Å)
11:AH:4:ASP:HA	11:AH:5:PRO:HD2	1.95	0.40
25:DA:1751:C:H2'	25:DA:1752:C:C6	2.55	0.40
21:CR:45:SER:OG	21:CR:46:GLU:N	2.54	0.40
48:B1:84:GLY:O	48:B1:85:LEU:C	2.58	0.40
42:DV:61:VAL:HA	42:DV:94:LEU:HD23	2.03	0.40
25:BA:2726:U:H6	35:BO:67:LYS:HZ3	1.68	0.40
25:BA:686:G:H4'	25:BA:687:C:OP2	2.22	0.40
25:DA:1152:C:H5''	41:DU:80:ILE:CG2	2.52	0.40
1:CA:1440(L):G:H2'	1:CA:1440(M):G:H8	1.86	0.40
1:AA:1401:G:C2	1:AA:1402:C:H1'	2.57	0.40
25:DA:271(E):G:H2'	25:DA:271(F):G:C8	2.56	0.40
25:BA:2837:G:C6	25:BA:2838:G:C5	3.10	0.40
25:DA:2228:G:OP1	27:DD:261:LYS:HE2	2.21	0.40
40:DT:94:ALA:O	40:DT:95:ARG:CB	2.70	0.40
31:BH:68:THR:O	31:BH:72:ILE:HG13	2.22	0.40
25:DA:1612:C:H2'	25:DA:1613:G:O5'	2.22	0.40
1:AA:1206:G:C6	1:AA:1207:G:C5	3.09	0.40
8:CE:98:THR:HG22	8:CE:99:GLY:N	2.36	0.40
4:AY:276:GLN:HA	4:AY:284:ASN:ND2	2.37	0.40
1:AA:1404:C:O2'	1:AA:1405:G:H5'	2.21	0.40
4:CY:38:ARG:O	4:CY:38:ARG:HD3	2.21	0.40
33:DK:80:LYS:HB3	33:DK:80:LYS:HE2	1.94	0.40
25:BA:270(C):C:H3'	25:BA:270(C):C:H6	1.85	0.40
25:BA:2880:C:O5'	25:BA:2880:C:H6	2.04	0.40
1:AA:989:C:N4	1:AA:990:C:H41	2.19	0.40
10:AG:31:MET:HG2	10:AG:32:ARG:N	2.36	0.40
48:B1:13:ILE:HD12	48:B1:13:ILE:C	2.42	0.40
41:BU:62:ILE:CD1	41:BU:93:LYS:HG2	2.51	0.40
25:DA:661:C:H4'	36:DP:18:ARG:HG2	2.03	0.40
1:CA:1102:A:C6	1:CA:1103:C:N4	2.89	0.40
30:DG:43:LEU:HD13	30:DG:43:LEU:HA	1.90	0.40
36:DP:40:SER:O	36:DP:41:ARG:NH1	2.50	0.40
25:DA:2712:U:O2'	25:DA:2712(A):A:P	2.79	0.40
25:BA:1637:A:H4'	25:BA:2711:A:O2'	2.21	0.40
6:AC:11:ARG:HB3	6:AC:14:ILE:HG23	2.04	0.40
25:DA:2722:G:H5''	25:DA:2820:A:C2	2.57	0.40
1:AA:430:A:H4'	7:AD:7:PRO:HG3	2.03	0.40
1:AA:242:C:H2'	1:AA:243:A:H5'	2.04	0.40
1:CA:266:G:H5'	1:CA:267:C:C5	2.55	0.40
27:BD:31:LYS:HG3	27:BD:33:LEU:CG	2.41	0.40
49:D2:6:VAL:C	49:D2:10:LEU:HG	2.42	0.40
49:D2:9:GLN:HA	49:D2:12:GLU:CB	2.47	0.40

*Continued on next page...*



*Continued from previous page...*

Atom-1	Atom-2	Distance(Å)	Clash(Å)
4:CY:349:VAL:HA	4:CY:353:ASP:HB2	2.02	0.40
16:CM:29:ARG:HB3	16:CM:64:TRP:CH2	2.56	0.40
11:CH:17:THR:C	11:CH:78:GLN:HE22	2.24	0.40
26:DB:28:C:H2'	26:DB:29:A:O4'	2.21	0.40
25:BA:381:G:C4	25:BA:394:A:C2	3.10	0.40
26:DB:11:C:C2'	26:DB:12:C:C6	3.05	0.40
40:DT:105:LEU:HD13	40:DT:110:ILE:HD13	2.03	0.40
5:AB:154:LEU:HD13	5:AB:155:LEU:N	2.34	0.40
23:CT:49:ALA:C	23:CT:51:GLU:N	2.74	0.40
13:CJ:7:LYS:O	13:CJ:96:ILE:HA	2.21	0.40
13:CJ:96:ILE:N	13:CJ:96:ILE:HD13	2.28	0.40
15:AL:50:ALA:HB3	15:AL:52:ARG:HE	1.86	0.40
1:CA:722:A:N1	1:CA:724:G:C6	2.89	0.40
32:DI:109:ILE:HB	32:DI:130:TYR:CZ	2.57	0.40
27:BD:43:ARG:CB	27:BD:49:ILE:HA	2.51	0.40
27:DD:25:THR:O	27:DD:27:THR:N	2.55	0.40
6:CC:56:ASP:O	6:CC:57:ILE:HG12	2.21	0.40
13:CJ:61:GLU:OE2	17:CN:45:ARG:NH1	2.54	0.40
20:AQ:54:GLY:HA3	20:AQ:82:MET:SD	2.62	0.40
34:DN:33:GLU:OE2	34:DN:34:PRO:HD2	2.22	0.40
32:BI:12:LEU:HB3	32:BI:19:VAL:HG11	2.04	0.40
41:BU:25:TRP:CD1	41:BU:25:TRP:C	2.95	0.40
21:AR:31:LEU:N	21:AR:31:LEU:HD23	2.35	0.40
25:BA:568:U:O4	42:BV:78:LYS:NZ	2.55	0.40
40:DT:41:ARG:HB3	40:DT:41:ARG:HH11	1.86	0.40
35:BO:4:PRO:O	35:BO:5:GLN:CB	2.68	0.40
47:B0:12:ASN:O	47:B0:14:ARG:N	2.54	0.40
29:BF:36:VAL:O	29:BF:40:GLN:HG3	2.21	0.40
38:BR:104:ARG:HH11	38:BR:104:ARG:CB	2.34	0.40
55:B8:50:LEU:O	55:B8:51:ALA:HB2	2.22	0.40
25:BA:2634:G:H5'	28:BE:61:ARG:NH1	2.36	0.40
27:BD:79:VAL:HG12	27:BD:113:VAL:HA	2.04	0.40
37:DQ:70:PRO:HA	37:DQ:94:VAL:O	2.21	0.40
1:CA:1438:G:H2'	1:CA:1439:C:C6	2.54	0.40
19:CP:57:ARG:HG2	19:CP:79:VAL:HG12	2.04	0.40
1:CA:792:A:H1'	1:CA:794:A:N7	2.37	0.40
30:BG:50:ALA:HB1	30:BG:53:LEU:HD23	2.03	0.40
19:AP:57:ARG:HG2	19:AP:79:VAL:HG12	2.03	0.40
27:DD:3:VAL:HG12	27:DD:17:THR:HB	2.04	0.40
30:DG:139:LEU:HD12	30:DG:139:LEU:C	2.42	0.40
31:BH:94:TYR:CE2	31:BH:160:LYS:HB3	2.57	0.40
25:BA:855:G:C6	25:BA:856:C:N3	2.89	0.40

*Continued on next page...*



*Continued from previous page...*

Atom-1	Atom-2	Distance(Å)	Clash(Å)
1:AA:790:A:N6	1:AA:791:G:C6	2.90	0.40
1:AA:791:G:C6	1:AA:792:A:N7	2.90	0.40
4:CY:207:PRO:HG2	4:CY:208:PHE:CD1	2.57	0.40
46:BZ:30:ASN:O	46:BZ:32:HIS:N	2.55	0.40
1:CA:838:G:N2	1:CA:849:C:N3	2.69	0.40
25:BA:2823:A:C5	25:BA:2824:C:C5	3.09	0.40
38:DR:110:PRO:O	38:DR:111:LEU:HD23	2.21	0.40
12:CI:97:LYS:HB3	12:CI:98:PRO:HD3	2.02	0.40
15:AL:109:VAL:CG2	15:AL:119:TYR:HB3	2.52	0.40
11:CH:48:TYR:HA	11:CH:60:ARG:O	2.22	0.40
1:CA:373:A:H61	1:CA:391:G:H1'	1.86	0.40
25:DA:30:G:C5	25:DA:31:C:C4	3.10	0.40
38:BR:24:GLN:NE2	38:BR:36:THR:HG21	2.36	0.40
1:CA:1497:G:HO2'	1:CA:1518:A:H2	1.65	0.40
30:DG:25:TYR:HB3	30:DG:30:GLU:HB2	2.04	0.40
3:CW:69:C:H2'	3:CW:70:G:C8	2.57	0.40
34:DN:90:LEU:O	34:DN:111:GLU:HB2	2.22	0.40
29:DF:60:SER:OG	29:DF:61:GLY:N	2.55	0.40
25:DA:2838:G:C4	25:DA:2839:G:C8	3.10	0.40
12:CI:53:VAL:HG23	12:CI:55:ALA:H	1.87	0.40
25:BA:2354:G:H4'	47:B0:35:ASN:HB2	2.03	0.40
31:BH:144:VAL:O	31:BH:148:ILE:HG12	2.21	0.40
25:BA:2247:A:H2'	25:BA:2248:C:H6	1.86	0.40
25:BA:1684:C:H2'	25:BA:1685:C:C6	2.57	0.40
1:CA:683:G:C6	1:CA:684:A:C5	3.10	0.40
18:CO:26:GLU:H	18:CO:26:GLU:HG2	1.64	0.40
44:BX:8:ILE:N	44:BX:8:ILE:HD12	2.36	0.40
25:BA:1600:C:O2'	25:BA:1601:G:H5'	2.21	0.40
37:BQ:30:GLY:HA2	37:BQ:107:ALA:HB2	2.03	0.40
37:BQ:31:ASP:HB2	37:BQ:32:PHE:CD1	2.56	0.40

There are no symmetry-related clashes.

## 5.3 Torsion angles

### 5.3.1 Protein backbone ⓘ

In the following table, the Percentiles column shows the percent Ramachandran outliers of the chain as a percentile score with respect to all X-ray entries followed by that with respect to entries of similar resolution.

The Analysed column shows the number of residues for which the backbone conformation was analysed, and the total number of residues.



Mol	Chain	Analysed	Favoured	Allowed	Outliers	Percentiles	
4	AY	360/362 (99%)	301 (84%)	41 (11%)	18 (5%)	3	34
4	CY	360/362 (99%)	301 (84%)	42 (12%)	17 (5%)	4	36
5	AB	232/234 (99%)	185 (80%)	37 (16%)	10 (4%)	4	40
5	CB	232/234 (99%)	184 (79%)	38 (16%)	10 (4%)	4	40
6	AC	204/206 (99%)	144 (71%)	40 (20%)	20 (10%)	1	13
6	CC	204/206 (99%)	145 (71%)	38 (19%)	21 (10%)	1	11
7	AD	206/208 (99%)	165 (80%)	32 (16%)	9 (4%)	4	39
7	CD	206/208 (99%)	166 (81%)	29 (14%)	11 (5%)	3	32
8	AE	149/151 (99%)	113 (76%)	32 (22%)	4 (3%)	8	55
8	CE	149/151 (99%)	116 (78%)	29 (20%)	4 (3%)	8	55
9	AF	99/101 (98%)	82 (83%)	16 (16%)	1 (1%)	22	78
9	CF	99/101 (98%)	82 (83%)	16 (16%)	1 (1%)	22	78
10	AG	153/155 (99%)	136 (89%)	13 (8%)	4 (3%)	8	56
10	CG	153/155 (99%)	136 (89%)	13 (8%)	4 (3%)	8	56
11	AH	136/138 (99%)	111 (82%)	23 (17%)	2 (2%)	15	68
11	CH	136/138 (99%)	113 (83%)	21 (15%)	2 (2%)	15	68
12	AI	125/127 (98%)	90 (72%)	27 (22%)	8 (6%)	2	26
12	CI	125/127 (98%)	90 (72%)	27 (22%)	8 (6%)	2	26
13	AJ	96/98 (98%)	72 (75%)	18 (19%)	6 (6%)	2	27
13	CJ	96/98 (98%)	72 (75%)	18 (19%)	6 (6%)	2	27
14	AK	112/114 (98%)	93 (83%)	14 (12%)	5 (4%)	4	38
14	CK	112/114 (98%)	93 (83%)	15 (13%)	4 (4%)	5	47
15	AL	120/122 (98%)	94 (78%)	21 (18%)	5 (4%)	4	41
15	CL	120/122 (98%)	93 (78%)	22 (18%)	5 (4%)	4	41
16	AM	115/117 (98%)	97 (84%)	15 (13%)	3 (3%)	8	56
16	CM	115/117 (98%)	97 (84%)	15 (13%)	3 (3%)	8	56
17	AN	58/60 (97%)	47 (81%)	9 (16%)	2 (3%)	6	49
17	CN	58/60 (97%)	43 (74%)	11 (19%)	4 (7%)	2	24
18	AO	86/88 (98%)	75 (87%)	8 (9%)	3 (4%)	6	48
18	CO	86/88 (98%)	75 (87%)	8 (9%)	3 (4%)	6	48
19	AP	81/83 (98%)	62 (76%)	16 (20%)	3 (4%)	5	46
19	CP	81/83 (98%)	61 (75%)	17 (21%)	3 (4%)	5	46

Continued on next page...



*Continued from previous page...*

Mol	Chain	Analysed	Favoured	Allowed	Outliers	Percentiles	
20	AQ	97/99 (98%)	82 (84%)	11 (11%)	4 (4%)	4	42
20	CQ	97/99 (98%)	83 (86%)	10 (10%)	4 (4%)	4	42
21	AR	68/70 (97%)	49 (72%)	17 (25%)	2 (3%)	7	54
21	CR	68/70 (97%)	50 (74%)	16 (24%)	2 (3%)	7	54
22	AS	76/78 (97%)	53 (70%)	15 (20%)	8 (10%)	1	11
22	CS	76/78 (97%)	53 (70%)	15 (20%)	8 (10%)	1	11
23	AT	97/99 (98%)	75 (77%)	14 (14%)	8 (8%)	1	19
23	CT	97/99 (98%)	75 (77%)	14 (14%)	8 (8%)	1	19
24	AU	22/24 (92%)	13 (59%)	7 (32%)	2 (9%)	1	15
24	CU	22/24 (92%)	13 (59%)	7 (32%)	2 (9%)	1	15
27	BD	269/271 (99%)	227 (84%)	29 (11%)	13 (5%)	4	36
27	DD	269/271 (99%)	227 (84%)	29 (11%)	13 (5%)	4	36
28	BE	202/204 (99%)	167 (83%)	26 (13%)	9 (4%)	4	38
28	DE	202/204 (99%)	165 (82%)	27 (13%)	10 (5%)	3	34
29	BF	200/202 (99%)	172 (86%)	21 (10%)	7 (4%)	6	48
29	DF	200/202 (99%)	171 (86%)	24 (12%)	5 (2%)	9	57
30	BG	179/181 (99%)	141 (79%)	28 (16%)	10 (6%)	3	30
30	DG	179/181 (99%)	141 (79%)	28 (16%)	10 (6%)	3	30
31	BH	157/159 (99%)	130 (83%)	19 (12%)	8 (5%)	3	33
31	DH	157/159 (99%)	131 (83%)	18 (12%)	8 (5%)	3	33
32	BI	143/145 (99%)	113 (79%)	25 (18%)	5 (4%)	6	48
32	DI	143/145 (99%)	115 (80%)	23 (16%)	5 (4%)	6	48
33	BK	145/147 (99%)	99 (68%)	41 (28%)	5 (3%)	6	49
33	DK	145/147 (99%)	103 (71%)	31 (21%)	11 (8%)	2	21
34	BN	135/137 (98%)	96 (71%)	29 (22%)	10 (7%)	2	22
34	DN	135/137 (98%)	96 (71%)	29 (22%)	10 (7%)	2	22
35	BO	120/122 (98%)	103 (86%)	14 (12%)	3 (2%)	9	57
35	DO	120/122 (98%)	103 (86%)	14 (12%)	3 (2%)	9	57
36	BP	144/146 (99%)	91 (63%)	32 (22%)	21 (15%)	0	5
36	DP	144/146 (99%)	93 (65%)	31 (22%)	20 (14%)	0	6
37	BQ	132/134 (98%)	104 (79%)	22 (17%)	6 (4%)	4	38

*Continued on next page...*



*Continued from previous page...*

Mol	Chain	Analysed	Favoured	Allowed	Outliers	Percentiles	
37	DQ	132/134 (98%)	105 (80%)	22 (17%)	5 (4%)	5	45
38	BR	115/117 (98%)	96 (84%)	17 (15%)	2 (2%)	14	66
38	DR	115/117 (98%)	97 (84%)	16 (14%)	2 (2%)	14	66
39	BS	96/98 (98%)	62 (65%)	20 (21%)	14 (15%)	0	5
39	DS	96/98 (98%)	60 (62%)	22 (23%)	14 (15%)	0	5
40	BT	135/137 (98%)	100 (74%)	24 (18%)	11 (8%)	1	19
40	DT	135/137 (98%)	101 (75%)	23 (17%)	11 (8%)	1	19
41	BU	115/117 (98%)	99 (86%)	13 (11%)	3 (3%)	8	56
41	DU	115/117 (98%)	101 (88%)	11 (10%)	3 (3%)	8	56
42	BV	99/101 (98%)	75 (76%)	18 (18%)	6 (6%)	2	28
42	DV	99/101 (98%)	74 (75%)	19 (19%)	6 (6%)	2	28
43	BW	110/112 (98%)	98 (89%)	12 (11%)	0	100	100
43	DW	110/112 (98%)	95 (86%)	15 (14%)	0	100	100
44	BX	90/92 (98%)	82 (91%)	7 (8%)	1 (1%)	21	76
44	DX	90/92 (98%)	81 (90%)	8 (9%)	1 (1%)	21	76
45	BY	98/100 (98%)	68 (69%)	14 (14%)	16 (16%)	0	4
45	DY	98/100 (98%)	68 (69%)	13 (13%)	17 (17%)	0	3
46	BZ	185/187 (99%)	158 (85%)	21 (11%)	6 (3%)	6	51
46	DZ	185/187 (99%)	158 (85%)	21 (11%)	6 (3%)	6	51
47	B0	74/76 (97%)	63 (85%)	7 (10%)	4 (5%)	3	31
47	D0	74/76 (97%)	63 (85%)	7 (10%)	4 (5%)	3	31
48	B1	86/88 (98%)	59 (69%)	14 (16%)	13 (15%)	0	4
48	D1	86/88 (98%)	59 (69%)	14 (16%)	13 (15%)	0	4
49	B2	60/62 (97%)	45 (75%)	7 (12%)	8 (13%)	0	7
49	D2	60/62 (97%)	45 (75%)	7 (12%)	8 (13%)	0	7
50	B3	57/59 (97%)	51 (90%)	5 (9%)	1 (2%)	13	65
50	D3	57/59 (97%)	51 (90%)	5 (9%)	1 (2%)	13	65
51	B4	28/30 (93%)	16 (57%)	10 (36%)	2 (7%)	2	23
51	D4	28/30 (93%)	16 (57%)	10 (36%)	2 (7%)	2	23
52	B5	50/52 (96%)	42 (84%)	5 (10%)	3 (6%)	2	28
52	D5	50/52 (96%)	42 (84%)	5 (10%)	3 (6%)	2	28

*Continued on next page...*



*Continued from previous page...*

Mol	Chain	Analysed	Favoured	Allowed	Outliers	Percentiles	
53	B6	42/44 (96%)	29 (69%)	8 (19%)	5 (12%)	1	9
53	D6	42/44 (96%)	29 (69%)	8 (19%)	5 (12%)	1	9
54	B7	46/48 (96%)	42 (91%)	4 (9%)	0	100	100
54	D7	46/48 (96%)	43 (94%)	3 (6%)	0	100	100
55	B8	61/63 (97%)	47 (77%)	7 (12%)	7 (12%)	1	9
55	D8	61/63 (97%)	47 (77%)	7 (12%)	7 (12%)	1	9
All	All	12130/12330 (98%)	9635 (79%)	1836 (15%)	659 (5%)	3	31

All (659) Ramachandran outliers are listed below:

Mol	Chain	Res	Type
4	AY	55	PRO
4	AY	95	GLU
4	AY	175	ALA
4	AY	225	PRO
4	AY	315	VAL
4	AY	318	ILE
4	AY	319	GLU
6	AC	100	ALA
7	AD	28	SER
13	AJ	57	LYS
14	AK	91	ARG
14	AK	122	LYS
21	AR	20	ALA
22	AS	28	LYS
22	AS	80	TYR
23	AT	9	ASN
23	AT	71	THR
23	AT	99	LEU
27	BD	33	LEU
27	BD	236	GLY
28	BE	89	ASP
28	BE	129	HIS
28	BE	132	HIS
29	BF	73	ALA
29	BF	89	VAL
31	BH	46	GLU
31	BH	92	ILE
31	BH	165	ALA
34	BN	32	VAL

*Continued on next page...*



*Continued from previous page...*

Mol	Chain	Res	Type
34	BN	40	ASP
34	BN	60	LYS
34	BN	149	PRO
34	BN	157	ARG
36	BP	33	ARG
36	BP	47	ASP
36	BP	52	GLU
36	BP	59	LEU
36	BP	65	ARG
36	BP	141	ALA
37	BQ	136	ALA
38	BR	6	SER
39	BS	57	LYS
39	BS	59	LYS
40	BT	58	ASN
40	BT	106	SER
40	BT	115	ARG
41	BU	90	VAL
45	BY	7	VAL
45	BY	17	SER
45	BY	49	VAL
45	BY	77	PRO
45	BY	78	ALA
47	B0	47	PRO
48	B1	14	VAL
48	B1	83	GLU
49	B2	2	LYS
49	B2	44	LEU
51	B4	61	VAL
52	B5	4	HIS
55	B8	35	GLN
55	B8	62	LEU
4	CY	55	PRO
4	CY	95	GLU
4	CY	175	ALA
4	CY	225	PRO
4	CY	315	VAL
4	CY	318	ILE
4	CY	319	GLU
6	CC	100	ALA
13	CJ	57	LYS
14	CK	122	LYS

*Continued on next page...*



*Continued from previous page...*

Mol	Chain	Res	Type
21	CR	20	ALA
22	CS	28	LYS
22	CS	80	TYR
23	CT	71	THR
23	CT	99	LEU
27	DD	33	LEU
27	DD	236	GLY
28	DE	89	ASP
28	DE	129	HIS
28	DE	132	HIS
29	DF	73	ALA
29	DF	89	VAL
31	DH	46	GLU
31	DH	92	ILE
31	DH	165	ALA
33	DK	26	ALA
33	DK	142	PRO
34	DN	32	VAL
34	DN	40	ASP
34	DN	60	LYS
34	DN	149	PRO
34	DN	157	ARG
36	DP	33	ARG
36	DP	47	ASP
36	DP	52	GLU
36	DP	59	LEU
36	DP	65	ARG
36	DP	141	ALA
37	DQ	136	ALA
38	DR	6	SER
39	DS	57	LYS
39	DS	59	LYS
40	DT	58	ASN
40	DT	106	SER
40	DT	115	ARG
41	DU	90	VAL
45	DY	7	VAL
45	DY	17	SER
45	DY	49	VAL
45	DY	77	PRO
45	DY	78	ALA
47	D0	47	PRO

*Continued on next page...*



*Continued from previous page...*

Mol	Chain	Res	Type
48	D1	14	VAL
48	D1	83	GLU
49	D2	2	LYS
49	D2	44	LEU
51	D4	61	VAL
52	D5	4	HIS
55	D8	35	GLN
55	D8	62	LEU
4	AY	87	GLU
4	AY	89	MET
4	AY	276	GLN
5	AB	129	GLU
5	AB	169	LYS
6	AC	14	ILE
6	AC	60	ALA
6	AC	145	GLY
6	AC	181	ASN
6	AC	195	VAL
6	AC	196	LEU
8	AE	85	GLY
10	AG	4	ARG
10	AG	7	ALA
12	AI	23	ASN
12	AI	31	GLN
13	AJ	30	SER
16	AM	101	GLN
16	AM	117	VAL
17	AN	16	PHE
18	AO	86	GLY
19	AP	11	SER
21	AR	86	VAL
22	AS	11	VAL
22	AS	24	ALA
22	AS	27	GLU
27	BD	34	VAL
27	BD	256	GLY
29	BF	132	VAL
29	BF	134	GLY
30	BG	14	GLU
30	BG	35	GLU
30	BG	48	GLU
30	BG	127	GLY

*Continued on next page...*



*Continued from previous page...*

Mol	Chain	Res	Type
31	BH	44	VAL
32	BI	115	ALA
33	BK	118	THR
34	BN	41	ALA
34	BN	154	GLN
35	BO	29	ASN
36	BP	18	ARG
36	BP	31	ALA
36	BP	56	SER
36	BP	149	GLU
37	BQ	62	GLY
37	BQ	135	ASP
39	BS	21	THR
39	BS	22	GLY
39	BS	55	ALA
39	BS	86	ALA
39	BS	90	GLY
40	BT	2	ASN
40	BT	3	ARG
40	BT	17	THR
40	BT	42	ILE
41	BU	93	LYS
41	BU	100	VAL
42	BV	35	LEU
42	BV	44	LYS
45	BY	3	VAL
45	BY	56	PRO
45	BY	61	ILE
45	BY	91	GLU
46	BZ	93	ASP
47	B0	11	LYS
47	B0	12	ASN
48	B1	11	ARG
49	B2	13	ALA
49	B2	43	GLN
53	B6	31	PRO
55	B8	34	TRP
55	B8	51	ALA
4	CY	87	GLU
4	CY	89	MET
4	CY	276	GLN
4	CY	359	TRP

*Continued on next page...*



*Continued from previous page...*

Mol	Chain	Res	Type
5	CB	9	GLU
5	CB	129	GLU
5	CB	169	LYS
6	CC	14	ILE
6	CC	60	ALA
6	CC	145	GLY
6	CC	181	ASN
6	CC	195	VAL
6	CC	196	LEU
7	CD	30	LYS
7	CD	171	GLY
8	CE	85	GLY
10	CG	4	ARG
10	CG	7	ALA
12	CI	23	ASN
12	CI	31	GLN
13	CJ	30	SER
14	CK	91	ARG
16	CM	101	GLN
16	CM	117	VAL
18	CO	86	GLY
19	CP	11	SER
21	CR	86	VAL
22	CS	11	VAL
22	CS	24	ALA
22	CS	27	GLU
23	CT	9	ASN
27	DD	34	VAL
27	DD	256	GLY
29	DF	132	VAL
29	DF	134	GLY
30	DG	14	GLU
30	DG	35	GLU
30	DG	48	GLU
30	DG	127	GLY
31	DH	44	VAL
32	DI	115	ALA
33	DK	34	ILE
33	DK	136	VAL
34	DN	41	ALA
34	DN	154	GLN
35	DO	29	ASN

*Continued on next page...*



*Continued from previous page...*

Mol	Chain	Res	Type
36	DP	18	ARG
36	DP	31	ALA
36	DP	34	GLY
36	DP	56	SER
36	DP	149	GLU
37	DQ	62	GLY
37	DQ	135	ASP
39	DS	21	THR
39	DS	22	GLY
39	DS	86	ALA
39	DS	90	GLY
40	DT	2	ASN
40	DT	3	ARG
40	DT	17	THR
40	DT	42	ILE
41	DU	100	VAL
42	DV	35	LEU
42	DV	44	LYS
45	DY	3	VAL
45	DY	56	PRO
45	DY	61	ILE
45	DY	91	GLU
46	DZ	93	ASP
47	D0	11	LYS
47	D0	12	ASN
48	D1	11	ARG
48	D1	32	LYS
49	D2	13	ALA
49	D2	43	GLN
53	D6	31	PRO
55	D8	34	TRP
55	D8	51	ALA
4	AY	123	PRO
4	AY	128	ASN
4	AY	359	TRP
5	AB	9	GLU
6	AC	4	LYS
6	AC	15	THR
6	AC	26	LYS
6	AC	27	LYS
6	AC	79	ARG
7	AD	30	LYS

*Continued on next page...*



*Continued from previous page...*

Mol	Chain	Res	Type
7	AD	43	HIS
8	AE	38	GLN
8	AE	64	ARG
8	AE	125	SER
10	AG	80	VAL
11	AH	2	LEU
12	AI	127	LYS
13	AJ	55	LYS
13	AJ	92	THR
15	AL	45	LYS
15	AL	63	TYR
16	AM	38	GLY
17	AN	58	LYS
20	AQ	33	GLY
20	AQ	34	LYS
22	AS	29	ARG
23	AT	49	ALA
24	AU	3	LYS
27	BD	26	LYS
27	BD	169	GLU
27	BD	239	ARG
27	BD	257	LEU
29	BF	68	LYS
30	BG	87	PRO
30	BG	142	PRO
31	BH	22	GLY
32	BI	84	GLY
33	BK	141	ALA
35	BO	26	LYS
36	BP	10	PRO
36	BP	34	GLY
36	BP	35	HIS
36	BP	49	ARG
37	BQ	18	LYS
38	BR	107	ASP
39	BS	42	ASP
39	BS	61	ASN
39	BS	62	LYS
39	BS	95	HIS
40	BT	13	ARG
45	BY	90	LEU
46	BZ	11	GLU

*Continued on next page...*



*Continued from previous page...*

Mol	Chain	Res	Type
48	B1	31	GLY
48	B1	32	LYS
48	B1	53	VAL
48	B1	56	GLN
53	B6	32	ASN
53	B6	46	HIS
55	B8	50	LEU
4	CY	123	PRO
4	CY	128	ASN
6	CC	4	LYS
6	CC	15	THR
6	CC	26	LYS
6	CC	27	LYS
6	CC	79	ARG
6	CC	81	GLY
7	CD	26	CYS
7	CD	86	LYS
8	CE	38	GLN
8	CE	64	ARG
8	CE	125	SER
10	CG	80	VAL
11	CH	2	LEU
12	CI	127	LYS
13	CJ	55	LYS
13	CJ	92	THR
15	CL	45	LYS
15	CL	63	TYR
16	CM	38	GLY
17	CN	12	ARG
17	CN	36	PHE
20	CQ	33	GLY
20	CQ	34	LYS
22	CS	29	ARG
23	CT	49	ALA
27	DD	26	LYS
27	DD	169	GLU
27	DD	239	ARG
27	DD	257	LEU
29	DF	68	LYS
30	DG	87	PRO
30	DG	142	PRO
31	DH	22	GLY

*Continued on next page...*



*Continued from previous page...*

Mol	Chain	Res	Type
32	DI	84	GLY
33	DK	111	LYS
35	DO	26	LYS
36	DP	10	PRO
36	DP	14	LYS
36	DP	35	HIS
36	DP	42	SER
36	DP	49	ARG
37	DQ	18	LYS
37	DQ	82	ARG
38	DR	107	ASP
39	DS	42	ASP
39	DS	55	ALA
39	DS	61	ASN
39	DS	62	LYS
39	DS	95	HIS
40	DT	13	ARG
41	DU	93	LYS
45	DY	90	LEU
46	DZ	11	GLU
47	D0	74	ARG
48	D1	31	GLY
48	D1	53	VAL
48	D1	56	GLN
49	D2	48	HIS
53	D6	32	ASN
53	D6	46	HIS
55	D8	50	LEU
4	AY	94	ALA
4	AY	177	ILE
5	AB	28	PHE
5	AB	235	SER
6	AC	12	LEU
6	AC	22	TRP
6	AC	47	LEU
6	AC	81	GLY
11	AH	98	LYS
12	AI	58	ARG
14	AK	118	GLY
15	AL	11	ARG
15	AL	64	GLU
18	AO	23	GLY

*Continued on next page...*



*Continued from previous page...*

Mol	Chain	Res	Type
18	AO	88	ARG
23	AT	95	ALA
23	AT	98	PRO
24	AU	24	ARG
27	BD	35	LYS
27	BD	156	ALA
27	BD	262	ARG
30	BG	143	GLU
31	BH	47	GLU
36	BP	14	LYS
36	BP	42	SER
37	BQ	82	ARG
39	BS	35	ILE
39	BS	44	LYS
40	BT	38	ASN
40	BT	57	PHE
45	BY	98	VAL
47	B0	74	ARG
48	B1	45	ASN
48	B1	85	LEU
49	B2	3	LEU
49	B2	17	SER
49	B2	48	HIS
50	B3	29	ARG
52	B5	49	CYS
53	B6	18	ARG
53	B6	51	GLU
55	B8	3	LYS
55	B8	31	HIS
4	CY	94	ALA
4	CY	177	ILE
5	CB	28	PHE
5	CB	235	SER
6	CC	12	LEU
6	CC	22	TRP
6	CC	47	LEU
7	CD	40	PRO
7	CD	168	ARG
11	CH	98	LYS
12	CI	58	ARG
14	CK	118	GLY
15	CL	11	ARG

*Continued on next page...*



*Continued from previous page...*

Mol	Chain	Res	Type
15	CL	64	GLU
17	CN	16	PHE
17	CN	52	GLN
18	CO	23	GLY
18	CO	88	ARG
23	CT	95	ALA
23	CT	98	PRO
24	CU	3	LYS
24	CU	24	ARG
27	DD	35	LYS
27	DD	156	ALA
27	DD	262	ARG
28	DE	122	PHE
30	DG	143	GLU
31	DH	47	GLU
33	DK	3	LYS
36	DP	25	SER
39	DS	35	ILE
39	DS	44	LYS
40	DT	38	ASN
40	DT	57	PHE
45	DY	98	VAL
48	D1	85	LEU
49	D2	3	LEU
49	D2	17	SER
50	D3	29	ARG
52	D5	49	CYS
53	D6	18	ARG
53	D6	51	GLU
55	D8	3	LYS
55	D8	31	HIS
4	AY	176	GLY
5	AB	97	TRP
5	AB	202	PRO
6	AC	127	ARG
6	AC	189	ALA
7	AD	40	PRO
7	AD	167	GLY
7	AD	208	SER
9	AF	62	TRP
10	AG	82	GLY
12	AI	10	ARG

*Continued on next page...*



*Continued from previous page...*

Mol	Chain	Res	Type
12	AI	55	ALA
12	AI	87	GLN
14	AK	87	THR
15	AL	18	ARG
22	AS	5	LEU
23	AT	101	GLY
28	BE	52	LEU
28	BE	175	VAL
29	BF	133	ASN
30	BG	75	LYS
30	BG	124	SER
31	BH	80	SER
32	BI	117	GLU
33	BK	52	ILE
33	BK	119	ASP
33	BK	146	ASP
34	BN	70	ALA
36	BP	25	SER
36	BP	48	PRO
42	BV	17	GLY
45	BY	39	VAL
46	BZ	31	ARG
46	BZ	101	PRO
48	B1	16	ASN
52	B5	47	PRO
4	CY	176	GLY
5	CB	97	TRP
5	CB	202	PRO
6	CC	49	SER
6	CC	127	ARG
6	CC	189	ALA
7	CD	4	TYR
9	CF	62	TRP
10	CG	82	GLY
12	CI	10	ARG
12	CI	87	GLN
15	CL	18	ARG
22	CS	5	LEU
23	CT	101	GLY
27	DD	244	ARG
28	DE	4	ILE
28	DE	52	LEU

*Continued on next page...*



*Continued from previous page...*

Mol	Chain	Res	Type
28	DE	175	VAL
30	DG	75	LYS
30	DG	124	SER
31	DH	80	SER
32	DI	117	GLU
33	DK	141	ALA
34	DN	70	ALA
36	DP	48	PRO
42	DV	17	GLY
45	DY	39	VAL
45	DY	96	ILE
46	DZ	31	ARG
46	DZ	101	PRO
48	D1	16	ASN
48	D1	45	ASN
52	D5	47	PRO
4	AY	351	ASP
4	AY	353	ASP
5	AB	130	ARG
5	AB	189	ASP
6	AC	80	GLY
7	AD	4	TYR
19	AP	63	GLY
19	AP	64	ALA
23	AT	97	ALA
27	BD	244	ARG
32	BI	39	ALA
32	BI	102	SER
35	BO	97	ARG
36	BP	50	ARG
37	BQ	7	MET
39	BS	85	VAL
40	BT	86	ILE
42	BV	30	GLY
42	BV	50	PRO
45	BY	96	ILE
51	B4	54	LYS
4	CY	351	ASP
5	CB	130	ARG
5	CB	189	ASP
6	CC	80	GLY
12	CI	55	ALA

*Continued on next page...*



*Continued from previous page...*

Mol	Chain	Res	Type
19	CP	63	GLY
19	CP	64	ALA
23	CT	97	ALA
32	DI	39	ALA
33	DK	47	ASN
33	DK	135	GLY
35	DO	97	ARG
39	DS	85	VAL
40	DT	86	ILE
42	DV	30	GLY
42	DV	50	PRO
45	DY	88	LYS
46	DZ	114	GLY
51	D4	54	LYS
7	AD	7	PRO
28	BE	4	ILE
28	BE	29	GLY
28	BE	62	PRO
45	BY	42	VAL
46	BZ	37	VAL
46	BZ	114	GLY
48	B1	28	GLY
5	CB	15	VAL
7	CD	44	GLY
7	CD	88	VAL
28	DE	29	GLY
28	DE	62	PRO
45	DY	42	VAL
45	DY	80	GLY
46	DZ	37	VAL
48	D1	9	GLY
48	D1	13	ILE
48	D1	28	GLY
5	AB	15	VAL
13	AJ	93	GLY
22	AS	8	GLY
30	BG	109	VAL
45	BY	80	GLY
48	B1	9	GLY
7	CD	172	PRO
13	CJ	93	GLY
22	CS	8	GLY

*Continued on next page...*



*Continued from previous page...*

Mol	Chain	Res	Type
30	DG	109	VAL
33	DK	8	VAL
34	DN	158	PRO
36	DP	104	GLY
7	AD	56	VAL
13	AJ	91	PRO
28	BE	56	PRO
29	BF	86	GLY
34	BN	158	PRO
36	BP	104	GLY
42	BV	54	GLY
48	B1	13	ILE
49	B2	6	VAL
7	CD	23	GLY
13	CJ	91	PRO
28	DE	56	PRO
31	DH	107	VAL
42	DV	54	GLY
44	DX	59	VAL
49	D2	6	VAL
12	AI	100	GLY
20	AQ	11	VAL
20	AQ	30	PRO
27	BD	125	ILE
31	BH	107	VAL
36	BP	146	VAL
44	BX	59	VAL
6	CC	103	VAL
12	CI	100	GLY
14	CK	105	VAL
20	CQ	11	VAL
20	CQ	30	PRO
27	DD	125	ILE
32	DI	16	GLY
36	DP	146	VAL
45	DY	10	GLY
6	AC	103	VAL
14	AK	105	VAL
34	BN	118	PRO
45	BY	10	GLY
33	DK	31	GLY
34	DN	118	PRO



### 5.3.2 Protein sidechains ⓘ

In the following table, the Percentiles column shows the percent sidechain outliers of the chain as a percentile score with respect to all X-ray entries followed by that with respect to entries of similar resolution. The Analysed column shows the number of residues for which the sidechain conformation was analysed, and the total number of residues.

Mol	Chain	Analysed	Rotameric	Outliers	Percentiles	
4	AY	305/305 (100%)	278 (91%)	27 (9%)	14	55
4	CY	305/305 (100%)	277 (91%)	28 (9%)	13	52
5	AB	202/202 (100%)	189 (94%)	13 (6%)	25	71
5	CB	202/202 (100%)	188 (93%)	14 (7%)	22	69
6	AC	160/160 (100%)	147 (92%)	13 (8%)	17	60
6	CC	160/160 (100%)	147 (92%)	13 (8%)	17	60
7	AD	180/180 (100%)	149 (83%)	31 (17%)	3	17
7	CD	180/180 (100%)	162 (90%)	18 (10%)	11	47
8	AE	116/116 (100%)	108 (93%)	8 (7%)	22	69
8	CE	116/116 (100%)	108 (93%)	8 (7%)	22	69
9	AF	90/90 (100%)	85 (94%)	5 (6%)	30	75
9	CF	90/90 (100%)	85 (94%)	5 (6%)	30	75
10	AG	126/126 (100%)	123 (98%)	3 (2%)	61	92
10	CG	126/126 (100%)	123 (98%)	3 (2%)	61	92
11	AH	119/119 (100%)	111 (93%)	8 (7%)	23	70
11	CH	119/119 (100%)	110 (92%)	9 (8%)	19	64
12	AI	98/98 (100%)	88 (90%)	10 (10%)	11	46
12	CI	98/98 (100%)	88 (90%)	10 (10%)	11	46
13	AJ	88/88 (100%)	78 (89%)	10 (11%)	8	38
13	CJ	88/88 (100%)	78 (89%)	10 (11%)	8	38
14	AK	86/86 (100%)	82 (95%)	4 (5%)	36	81
14	CK	86/86 (100%)	82 (95%)	4 (5%)	36	81
15	AL	103/103 (100%)	95 (92%)	8 (8%)	18	62
15	CL	103/103 (100%)	95 (92%)	8 (8%)	18	62
16	AM	94/94 (100%)	86 (92%)	8 (8%)	15	58
16	CM	94/94 (100%)	86 (92%)	8 (8%)	15	58
17	AN	49/49 (100%)	44 (90%)	5 (10%)	11	46

Continued on next page...



*Continued from previous page...*

Mol	Chain	Analysed	Rotameric	Outliers	Percentiles	
17	CN	49/49 (100%)	47 (96%)	2 (4%)	41	84
18	AO	79/79 (100%)	71 (90%)	8 (10%)	11	46
18	CO	79/79 (100%)	71 (90%)	8 (10%)	11	46
19	AP	72/72 (100%)	65 (90%)	7 (10%)	12	49
19	CP	72/72 (100%)	66 (92%)	6 (8%)	16	59
20	AQ	94/94 (100%)	89 (95%)	5 (5%)	32	77
20	CQ	94/94 (100%)	89 (95%)	5 (5%)	32	77
21	AR	61/61 (100%)	60 (98%)	1 (2%)	75	95
21	CR	61/61 (100%)	60 (98%)	1 (2%)	75	95
22	AS	69/69 (100%)	57 (83%)	12 (17%)	3	16
22	CS	69/69 (100%)	57 (83%)	12 (17%)	3	16
23	AT	76/76 (100%)	72 (95%)	4 (5%)	32	77
23	CT	76/76 (100%)	72 (95%)	4 (5%)	32	77
24	AU	19/19 (100%)	18 (95%)	1 (5%)	32	77
24	CU	19/19 (100%)	18 (95%)	1 (5%)	32	77
27	BD	213/213 (100%)	188 (88%)	25 (12%)	8	37
27	DD	213/213 (100%)	188 (88%)	25 (12%)	8	37
28	BE	165/165 (100%)	149 (90%)	16 (10%)	12	49
28	DE	165/165 (100%)	150 (91%)	15 (9%)	14	53
29	BF	161/161 (100%)	145 (90%)	16 (10%)	11	47
29	DF	161/161 (100%)	145 (90%)	16 (10%)	11	47
30	BG	155/155 (100%)	140 (90%)	15 (10%)	12	49
30	DG	155/155 (100%)	140 (90%)	15 (10%)	12	49
31	BH	132/132 (100%)	123 (93%)	9 (7%)	22	69
31	DH	132/132 (100%)	124 (94%)	8 (6%)	26	73
32	BI	122/122 (100%)	111 (91%)	11 (9%)	14	54
32	DI	122/122 (100%)	111 (91%)	11 (9%)	14	54
33	BK	111/111 (100%)	98 (88%)	13 (12%)	8	37
33	DK	111/111 (100%)	105 (95%)	6 (5%)	31	77
34	BN	116/116 (100%)	99 (85%)	17 (15%)	4	26
34	DN	116/116 (100%)	99 (85%)	17 (15%)	4	26

*Continued on next page...*



*Continued from previous page...*

Mol	Chain	Analysed	Rotameric	Outliers	Percentiles	
35	BO	100/100 (100%)	95 (95%)	5 (5%)	34	79
35	DO	100/100 (100%)	94 (94%)	6 (6%)	27	73
36	BP	112/112 (100%)	87 (78%)	25 (22%)	1	7
36	DP	112/112 (100%)	87 (78%)	25 (22%)	1	7
37	BQ	105/105 (100%)	94 (90%)	11 (10%)	10	44
37	DQ	105/105 (100%)	95 (90%)	10 (10%)	12	50
38	BR	100/100 (100%)	86 (86%)	14 (14%)	5	28
38	DR	100/100 (100%)	85 (85%)	15 (15%)	4	25
39	BS	77/77 (100%)	66 (86%)	11 (14%)	5	27
39	DS	77/77 (100%)	66 (86%)	11 (14%)	5	27
40	BT	121/121 (100%)	101 (84%)	20 (16%)	3	20
40	DT	121/121 (100%)	99 (82%)	22 (18%)	2	13
41	BU	93/93 (100%)	85 (91%)	8 (9%)	15	57
41	DU	93/93 (100%)	85 (91%)	8 (9%)	15	57
42	BV	82/82 (100%)	67 (82%)	15 (18%)	2	13
42	DV	82/82 (100%)	67 (82%)	15 (18%)	2	13
43	BW	91/91 (100%)	81 (89%)	10 (11%)	9	41
43	DW	91/91 (100%)	81 (89%)	10 (11%)	9	41
44	BX	74/74 (100%)	69 (93%)	5 (7%)	22	69
44	DX	74/74 (100%)	69 (93%)	5 (7%)	22	69
45	BY	84/84 (100%)	78 (93%)	6 (7%)	21	67
45	DY	84/84 (100%)	78 (93%)	6 (7%)	21	67
46	BZ	162/162 (100%)	153 (94%)	9 (6%)	30	75
46	DZ	162/162 (100%)	153 (94%)	9 (6%)	30	75
47	B0	61/61 (100%)	52 (85%)	9 (15%)	4	25
47	D0	61/61 (100%)	52 (85%)	9 (15%)	4	25
48	B1	73/73 (100%)	58 (80%)	15 (20%)	2	9
48	D1	73/73 (100%)	58 (80%)	15 (20%)	2	9
49	B2	58/58 (100%)	52 (90%)	6 (10%)	10	45
49	D2	58/58 (100%)	51 (88%)	7 (12%)	7	35
50	B3	51/51 (100%)	46 (90%)	5 (10%)	12	48

*Continued on next page...*



*Continued from previous page...*

Mol	Chain	Analysed	Rotameric	Outliers	Percentiles	
50	D3	51/51 (100%)	46 (90%)	5 (10%)	12	48
51	B4	27/27 (100%)	26 (96%)	1 (4%)	45	85
51	D4	27/27 (100%)	26 (96%)	1 (4%)	45	85
52	B5	45/45 (100%)	42 (93%)	3 (7%)	23	70
52	D5	45/45 (100%)	42 (93%)	3 (7%)	23	70
53	B6	43/43 (100%)	37 (86%)	6 (14%)	5	28
53	D6	43/43 (100%)	37 (86%)	6 (14%)	5	28
54	B7	41/41 (100%)	34 (83%)	7 (17%)	3	18
54	D7	41/41 (100%)	34 (83%)	7 (17%)	3	18
55	B8	53/53 (100%)	45 (85%)	8 (15%)	4	25
55	D8	53/53 (100%)	45 (85%)	8 (15%)	4	25
All	All	10228/10228 (100%)	9223 (90%)	1005 (10%)	12	48

All (1005) residues with a non-rotameric sidechain are listed below:

Mol	Chain	Res	Type
4	AY	20	ARG
4	AY	24	LYS
4	AY	29	ILE
4	AY	36	GLU
4	AY	38	ARG
4	AY	46	LEU
4	AY	63	GLN
4	AY	73	ASP
4	AY	79	GLU
4	AY	97	ARG
4	AY	170	THR
4	AY	213	ARG
4	AY	226	GLU
4	AY	230	GLU
4	AY	240	LEU
4	AY	246	ARG
4	AY	271	ILE
4	AY	273	VAL
4	AY	296	LEU
4	AY	300	GLU
4	AY	315	VAL
4	AY	318	ILE

*Continued on next page...*



*Continued from previous page...*

Mol	Chain	Res	Type
4	AY	324	ILE
4	AY	342	MET
4	AY	348	ASN
4	AY	359	TRP
4	AY	362	LEU
5	AB	17	PHE
5	AB	44	LEU
5	AB	69	LEU
5	AB	71	VAL
5	AB	75	LYS
5	AB	96	ARG
5	AB	101	MET
5	AB	119	GLU
5	AB	153	ARG
5	AB	154	LEU
5	AB	172	ILE
5	AB	176	GLU
5	AB	187	LEU
6	AC	5	ILE
6	AC	16	ARG
6	AC	29	TYR
6	AC	35	GLU
6	AC	40	ARG
6	AC	48	TYR
6	AC	76	VAL
6	AC	79	ARG
6	AC	107	GLN
6	AC	111	LEU
6	AC	116	VAL
6	AC	152	ILE
6	AC	192	THR
7	AD	10	ARG
7	AD	19	LEU
7	AD	21	LEU
7	AD	30	LYS
7	AD	34	GLU
7	AD	35	ARG
7	AD	58	LEU
7	AD	65	ARG
7	AD	72	GLU
7	AD	73	ARG
7	AD	84	LYS

*Continued on next page...*



*Continued from previous page...*

Mol	Chain	Res	Type
7	AD	97	LEU
7	AD	108	LEU
7	AD	110	PHE
7	AD	119	GLN
7	AD	122	ARG
7	AD	127	THR
7	AD	131	ARG
7	AD	132	ARG
7	AD	135	LEU
7	AD	138	TYR
7	AD	139	ARG
7	AD	151	LYS
7	AD	156	GLU
7	AD	158	ILE
7	AD	166	LYS
7	AD	176	LEU
7	AD	187	ARG
7	AD	193	ASP
7	AD	194	LEU
7	AD	209	ARG
8	AE	12	LEU
8	AE	20	GLN
8	AE	47	LYS
8	AE	53	LEU
8	AE	60	TYR
8	AE	68	GLU
8	AE	79	GLU
8	AE	101	ILE
9	AF	14	LEU
9	AF	40	VAL
9	AF	69	GLU
9	AF	98	LEU
9	AF	100	ASN
10	AG	57	GLU
10	AG	90	GLU
10	AG	113	GLU
11	AH	1	MET
11	AH	12	ARG
11	AH	26	VAL
11	AH	52	ASP
11	AH	73	ASP
11	AH	80	ILE

*Continued on next page...*



*Continued from previous page...*

Mol	Chain	Res	Type
11	AH	99	GLU
11	AH	104	ARG
12	AI	10	ARG
12	AI	27	THR
12	AI	70	LYS
12	AI	85	LEU
12	AI	92	TYR
12	AI	95	LYS
12	AI	114	TYR
12	AI	121	ARG
12	AI	125	TYR
12	AI	127	LYS
13	AJ	13	HIS
13	AJ	22	LYS
13	AJ	54	PHE
13	AJ	55	LYS
13	AJ	58	ASP
13	AJ	62	HIS
13	AJ	63	PHE
13	AJ	74	ILE
13	AJ	78	ASN
13	AJ	96	ILE
14	AK	26	ASN
14	AK	29	ILE
14	AK	33	THR
14	AK	41	THR
15	AL	5	THR
15	AL	6	ILE
15	AL	19	LYS
15	AL	26	LEU
15	AL	37	THR
15	AL	40	ARG
15	AL	52	ARG
15	AL	78	GLU
16	AM	19	LEU
16	AM	48	LEU
16	AM	64	TRP
16	AM	83	ASP
16	AM	93	ARG
16	AM	103	THR
16	AM	108	ARG
16	AM	115	LYS

*Continued on next page...*



*Continued from previous page...*

Mol	Chain	Res	Type
17	AN	6	LEU
17	AN	8	GLU
17	AN	16	PHE
17	AN	31	ARG
17	AN	36	PHE
18	AO	5	LYS
18	AO	14	GLU
18	AO	17	ARG
18	AO	39	LEU
18	AO	44	LYS
18	AO	65	ARG
18	AO	77	ARG
18	AO	82	ILE
19	AP	1	MET
19	AP	8	ARG
19	AP	22	THR
19	AP	32	TYR
19	AP	47	ASP
19	AP	69	THR
19	AP	82	GLN
20	AQ	6	LEU
20	AQ	9	VAL
20	AQ	38	ARG
20	AQ	96	GLN
20	AQ	100	LYS
21	AR	88	LYS
22	AS	6	LYS
22	AS	7	LYS
22	AS	10	PHE
22	AS	29	ARG
22	AS	33	THR
22	AS	37	ARG
22	AS	44	MET
22	AS	49	ILE
22	AS	53	ASN
22	AS	58	VAL
22	AS	66	MET
22	AS	70	LYS
23	AT	62	LEU
23	AT	72	LEU
23	AT	73	HIS
23	AT	75	ASN

*Continued on next page...*



*Continued from previous page...*

Mol	Chain	Res	Type
24	AU	8	THR
27	BD	5	LYS
27	BD	14	ARG
27	BD	33	LEU
27	BD	38	LYS
27	BD	40	THR
27	BD	61	LEU
27	BD	73	VAL
27	BD	94	LEU
27	BD	95	LEU
27	BD	112	GLN
27	BD	126	GLN
27	BD	131	LEU
27	BD	138	VAL
27	BD	154	LYS
27	BD	166	GLN
27	BD	168	ARG
27	BD	171	ASP
27	BD	192	THR
27	BD	200	ASP
27	BD	211	ARG
27	BD	212	SER
27	BD	237	GLU
27	BD	242	ARG
27	BD	255	LYS
27	BD	257	LEU
28	BE	4	ILE
28	BE	9	VAL
28	BE	33	VAL
28	BE	34	VAL
28	BE	78	LEU
28	BE	79	ARG
28	BE	87	GLU
28	BE	119	ARG
28	BE	144	ARG
28	BE	152	LYS
28	BE	160	TYR
28	BE	169	ASN
28	BE	181	LEU
28	BE	184	VAL
28	BE	196	VAL
28	BE	202	LYS

*Continued on next page...*



*Continued from previous page...*

Mol	Chain	Res	Type
29	BF	8	GLN
29	BF	9	ILE
29	BF	20	LEU
29	BF	33	LEU
29	BF	45	ARG
29	BF	65	TRP
29	BF	67	GLN
29	BF	74	ARG
29	BF	106	ARG
29	BF	117	ARG
29	BF	145	GLU
29	BF	164	ARG
29	BF	175	THR
29	BF	181	LEU
29	BF	185	ASP
29	BF	195	ASP
30	BG	4	ASP
30	BG	7	LEU
30	BG	33	ARG
30	BG	35	GLU
30	BG	40	ASN
30	BG	43	LEU
30	BG	47	LYS
30	BG	80	PHE
30	BG	94	LEU
30	BG	101	ILE
30	BG	115	ARG
30	BG	128	ARG
30	BG	143	GLU
30	BG	155	MET
30	BG	157	ILE
31	BH	23	ARG
31	BH	43	VAL
31	BH	47	GLU
31	BH	71	LEU
31	BH	79	VAL
31	BH	123	PHE
31	BH	125	VAL
31	BH	127	GLU
31	BH	164	TYR
32	BI	4	ILE
32	BI	5	LEU

*Continued on next page...*



*Continued from previous page...*

Mol	Chain	Res	Type
32	BI	40	THR
32	BI	67	ARG
32	BI	87	LYS
32	BI	93	THR
32	BI	109	ILE
32	BI	112	LYS
32	BI	114	LEU
32	BI	118	LYS
32	BI	141	LYS
33	BK	2	LYS
33	BK	3	LYS
33	BK	27	LEU
33	BK	33	ASN
33	BK	41	PHE
33	BK	65	PHE
33	BK	86	LYS
33	BK	93	ARG
33	BK	101	TRP
33	BK	115	LEU
33	BK	116	ASN
33	BK	125	ARG
33	BK	146	ASP
34	BN	38	LEU
34	BN	55	THR
34	BN	57	LEU
34	BN	68	ASN
34	BN	71	MET
34	BN	86	THR
34	BN	94	ILE
34	BN	97	ARG
34	BN	110	LEU
34	BN	117	HIS
34	BN	119	GLU
34	BN	121	VAL
34	BN	122	LEU
34	BN	126	VAL
34	BN	138	ARG
34	BN	150	ASP
34	BN	154	GLN
35	BO	14	THR
35	BO	19	ILE
35	BO	24	VAL

*Continued on next page...*



*Continued from previous page...*

Mol	Chain	Res	Type
35	BO	47	ILE
35	BO	98	VAL
36	BP	6	LEU
36	BP	13	ASN
36	BP	16	ARG
36	BP	18	ARG
36	BP	27	HIS
36	BP	35	HIS
36	BP	39	LYS
36	BP	41	ARG
36	BP	42	SER
36	BP	47	ASP
36	BP	49	ARG
36	BP	51	PHE
36	BP	57	THR
36	BP	59	LEU
36	BP	61	ARG
36	BP	62	LEU
36	BP	75	ILE
36	BP	83	VAL
36	BP	84	ASN
36	BP	85	LEU
36	BP	106	LEU
36	BP	133	SER
36	BP	144	GLU
36	BP	147	LEU
36	BP	148	LEU
37	BQ	9	TYR
37	BQ	22	LYS
37	BQ	25	ASP
37	BQ	45	GLN
37	BQ	54	MET
37	BQ	58	PHE
37	BQ	82	ARG
37	BQ	96	VAL
37	BQ	106	VAL
37	BQ	110	THR
37	BQ	133	ARG
38	BR	2	ARG
38	BR	8	ARG
38	BR	60	LEU
38	BR	66	VAL

*Continued on next page...*



*Continued from previous page...*

Mol	Chain	Res	Type
38	BR	70	LEU
38	BR	71	GLN
38	BR	79	LEU
38	BR	81	ASP
38	BR	95	THR
38	BR	99	LYS
38	BR	100	LEU
38	BR	104	ARG
38	BR	107	ASP
38	BR	117	VAL
39	BS	12	PHE
39	BS	21	THR
39	BS	30	ARG
39	BS	44	LYS
39	BS	57	LYS
39	BS	61	ASN
39	BS	68	GLN
39	BS	69	VAL
39	BS	83	LYS
39	BS	92	TYR
39	BS	98	VAL
40	BT	18	ASP
40	BT	27	THR
40	BT	36	GLU
40	BT	38	ASN
40	BT	42	ILE
40	BT	51	ARG
40	BT	58	ASN
40	BT	62	THR
40	BT	64	ARG
40	BT	70	VAL
40	BT	88	ILE
40	BT	89	VAL
40	BT	90	GLN
40	BT	99	LEU
40	BT	105	LEU
40	BT	111	ARG
40	BT	112	ARG
40	BT	113	LYS
40	BT	115	ARG
40	BT	124	ASP
41	BU	31	SER

*Continued on next page...*



*Continued from previous page...*

Mol	Chain	Res	Type
41	BU	44	ASN
41	BU	64	ARG
41	BU	74	LEU
41	BU	75	ASN
41	BU	92	ARG
41	BU	97	ASP
41	BU	104	GLN
42	BV	2	PHE
42	BV	7	THR
42	BV	10	LYS
42	BV	13	ARG
42	BV	35	LEU
42	BV	37	VAL
42	BV	39	LEU
42	BV	45	THR
42	BV	49	THR
42	BV	64	HIS
42	BV	71	LEU
42	BV	80	GLN
42	BV	88	ARG
42	BV	91	TYR
42	BV	99	ILE
43	BW	11	ARG
43	BW	51	LEU
43	BW	63	ASP
43	BW	69	LEU
43	BW	70	TYR
43	BW	76	VAL
43	BW	96	ILE
43	BW	100	THR
43	BW	107	LEU
43	BW	111	HIS
44	BX	27	THR
44	BX	57	LEU
44	BX	68	ARG
44	BX	76	ARG
44	BX	81	VAL
45	BY	4	LYS
45	BY	6	HIS
45	BY	8	LYS
45	BY	49	VAL
45	BY	88	LYS

*Continued on next page...*



*Continued from previous page...*

Mol	Chain	Res	Type
45	BY	98	VAL
46	BZ	42	VAL
46	BZ	85	HIS
46	BZ	86	VAL
46	BZ	94	GLU
46	BZ	123	ASP
46	BZ	154	ASP
46	BZ	168	GLU
46	BZ	170	THR
46	BZ	179	ASP
47	B0	10	THR
47	B0	14	ARG
47	B0	20	ARG
47	B0	21	LEU
47	B0	25	ARG
47	B0	29	GLN
47	B0	32	ARG
47	B0	63	VAL
47	B0	84	LEU
48	B1	13	ILE
48	B1	17	SER
48	B1	18	ILE
48	B1	19	GLN
48	B1	21	ARG
48	B1	34	THR
48	B1	37	ILE
48	B1	40	ARG
48	B1	46	LEU
48	B1	57	GLU
48	B1	58	ILE
48	B1	73	LEU
48	B1	75	GLU
48	B1	80	LEU
48	B1	82	LEU
49	B2	1	MET
49	B2	2	LYS
49	B2	11	GLU
49	B2	17	SER
49	B2	25	VAL
49	B2	53	LEU
50	B3	8	LEU
50	B3	17	LYS

*Continued on next page...*



*Continued from previous page...*

Mol	Chain	Res	Type
50	B3	37	LEU
50	B3	44	ARG
50	B3	55	ARG
51	B4	42	CYS
52	B5	49	CYS
52	B5	51	TYR
52	B5	52	TYR
53	B6	11	LEU
53	B6	19	ARG
53	B6	24	GLU
53	B6	34	LEU
53	B6	42	TRP
53	B6	47	THR
54	B7	2	LYS
54	B7	4	THR
54	B7	8	ASN
54	B7	19	ARG
54	B7	31	LEU
54	B7	39	ARG
54	B7	41	ARG
55	B8	7	HIS
55	B8	30	ARG
55	B8	32	LEU
55	B8	34	TRP
55	B8	41	ILE
55	B8	50	LEU
55	B8	52	LYS
55	B8	57	ARG
4	CY	20	ARG
4	CY	24	LYS
4	CY	29	ILE
4	CY	36	GLU
4	CY	38	ARG
4	CY	46	LEU
4	CY	63	GLN
4	CY	73	ASP
4	CY	79	GLU
4	CY	97	ARG
4	CY	170	THR
4	CY	177	ILE
4	CY	213	ARG
4	CY	226	GLU

*Continued on next page...*



*Continued from previous page...*

Mol	Chain	Res	Type
4	CY	230	GLU
4	CY	240	LEU
4	CY	246	ARG
4	CY	271	ILE
4	CY	273	VAL
4	CY	296	LEU
4	CY	300	GLU
4	CY	315	VAL
4	CY	318	ILE
4	CY	324	ILE
4	CY	342	MET
4	CY	348	ASN
4	CY	359	TRP
4	CY	362	LEU
5	CB	8	LYS
5	CB	17	PHE
5	CB	44	LEU
5	CB	69	LEU
5	CB	71	VAL
5	CB	75	LYS
5	CB	96	ARG
5	CB	101	MET
5	CB	119	GLU
5	CB	153	ARG
5	CB	154	LEU
5	CB	172	ILE
5	CB	176	GLU
5	CB	187	LEU
6	CC	5	ILE
6	CC	16	ARG
6	CC	29	TYR
6	CC	35	GLU
6	CC	40	ARG
6	CC	48	TYR
6	CC	76	VAL
6	CC	79	ARG
6	CC	107	GLN
6	CC	111	LEU
6	CC	116	VAL
6	CC	152	ILE
6	CC	192	THR
7	CD	9	CYS

*Continued on next page...*



*Continued from previous page...*

Mol	Chain	Res	Type
7	CD	15	GLU
7	CD	17	VAL
7	CD	21	LEU
7	CD	59	ARG
7	CD	66	ARG
7	CD	68	TYR
7	CD	73	ARG
7	CD	84	LYS
7	CD	98	GLU
7	CD	106	TYR
7	CD	115	ARG
7	CD	122	ARG
7	CD	131	ARG
7	CD	135	LEU
7	CD	166	LYS
7	CD	178	VAL
7	CD	185	PHE
8	CE	12	LEU
8	CE	20	GLN
8	CE	47	LYS
8	CE	53	LEU
8	CE	60	TYR
8	CE	68	GLU
8	CE	79	GLU
8	CE	101	ILE
9	CF	14	LEU
9	CF	40	VAL
9	CF	69	GLU
9	CF	98	LEU
9	CF	100	ASN
10	CG	57	GLU
10	CG	90	GLU
10	CG	113	GLU
11	CH	1	MET
11	CH	12	ARG
11	CH	26	VAL
11	CH	41	ARG
11	CH	52	ASP
11	CH	73	ASP
11	CH	80	ILE
11	CH	99	GLU
11	CH	104	ARG

*Continued on next page...*



*Continued from previous page...*

Mol	Chain	Res	Type
12	CI	10	ARG
12	CI	27	THR
12	CI	70	LYS
12	CI	85	LEU
12	CI	92	TYR
12	CI	95	LYS
12	CI	114	TYR
12	CI	121	ARG
12	CI	125	TYR
12	CI	127	LYS
13	CJ	13	HIS
13	CJ	22	LYS
13	CJ	54	PHE
13	CJ	55	LYS
13	CJ	58	ASP
13	CJ	62	HIS
13	CJ	63	PHE
13	CJ	74	ILE
13	CJ	78	ASN
13	CJ	96	ILE
14	CK	26	ASN
14	CK	29	ILE
14	CK	33	THR
14	CK	41	THR
15	CL	5	THR
15	CL	6	ILE
15	CL	19	LYS
15	CL	26	LEU
15	CL	37	THR
15	CL	40	ARG
15	CL	52	ARG
15	CL	78	GLU
16	CM	19	LEU
16	CM	48	LEU
16	CM	64	TRP
16	CM	83	ASP
16	CM	93	ARG
16	CM	103	THR
16	CM	108	ARG
16	CM	115	LYS
17	CN	8	GLU
17	CN	11	LYS

*Continued on next page...*



*Continued from previous page...*

Mol	Chain	Res	Type
18	CO	5	LYS
18	CO	14	GLU
18	CO	17	ARG
18	CO	39	LEU
18	CO	44	LYS
18	CO	65	ARG
18	CO	77	ARG
18	CO	82	ILE
19	CP	1	MET
19	CP	8	ARG
19	CP	22	THR
19	CP	47	ASP
19	CP	69	THR
19	CP	82	GLN
20	CQ	6	LEU
20	CQ	9	VAL
20	CQ	38	ARG
20	CQ	96	GLN
20	CQ	100	LYS
21	CR	88	LYS
22	CS	6	LYS
22	CS	7	LYS
22	CS	10	PHE
22	CS	29	ARG
22	CS	33	THR
22	CS	37	ARG
22	CS	44	MET
22	CS	49	ILE
22	CS	53	ASN
22	CS	58	VAL
22	CS	66	MET
22	CS	70	LYS
23	CT	62	LEU
23	CT	72	LEU
23	CT	73	HIS
23	CT	75	ASN
24	CU	8	THR
27	DD	5	LYS
27	DD	14	ARG
27	DD	33	LEU
27	DD	38	LYS
27	DD	40	THR

*Continued on next page...*



*Continued from previous page...*

Mol	Chain	Res	Type
27	DD	61	LEU
27	DD	73	VAL
27	DD	94	LEU
27	DD	95	LEU
27	DD	112	GLN
27	DD	126	GLN
27	DD	131	LEU
27	DD	138	VAL
27	DD	154	LYS
27	DD	166	GLN
27	DD	168	ARG
27	DD	171	ASP
27	DD	192	THR
27	DD	200	ASP
27	DD	211	ARG
27	DD	212	SER
27	DD	237	GLU
27	DD	242	ARG
27	DD	255	LYS
27	DD	257	LEU
28	DE	9	VAL
28	DE	33	VAL
28	DE	34	VAL
28	DE	78	LEU
28	DE	79	ARG
28	DE	87	GLU
28	DE	119	ARG
28	DE	144	ARG
28	DE	152	LYS
28	DE	160	TYR
28	DE	169	ASN
28	DE	181	LEU
28	DE	184	VAL
28	DE	196	VAL
28	DE	202	LYS
29	DF	8	GLN
29	DF	9	ILE
29	DF	20	LEU
29	DF	33	LEU
29	DF	45	ARG
29	DF	65	TRP
29	DF	67	GLN

*Continued on next page...*



*Continued from previous page...*

Mol	Chain	Res	Type
29	DF	74	ARG
29	DF	106	ARG
29	DF	117	ARG
29	DF	145	GLU
29	DF	164	ARG
29	DF	175	THR
29	DF	181	LEU
29	DF	185	ASP
29	DF	195	ASP
30	DG	4	ASP
30	DG	7	LEU
30	DG	33	ARG
30	DG	35	GLU
30	DG	40	ASN
30	DG	43	LEU
30	DG	47	LYS
30	DG	80	PHE
30	DG	94	LEU
30	DG	101	ILE
30	DG	115	ARG
30	DG	128	ARG
30	DG	143	GLU
30	DG	155	MET
30	DG	157	ILE
31	DH	23	ARG
31	DH	43	VAL
31	DH	47	GLU
31	DH	79	VAL
31	DH	123	PHE
31	DH	125	VAL
31	DH	127	GLU
31	DH	164	TYR
32	DI	4	ILE
32	DI	5	LEU
32	DI	40	THR
32	DI	67	ARG
32	DI	87	LYS
32	DI	93	THR
32	DI	109	ILE
32	DI	112	LYS
32	DI	114	LEU
32	DI	118	LYS

*Continued on next page...*



*Continued from previous page...*

Mol	Chain	Res	Type
32	DI	141	LYS
33	DK	2	LYS
33	DK	10	LEU
33	DK	65	PHE
33	DK	93	ARG
33	DK	101	TRP
33	DK	115	LEU
34	DN	38	LEU
34	DN	55	THR
34	DN	57	LEU
34	DN	68	ASN
34	DN	71	MET
34	DN	86	THR
34	DN	94	ILE
34	DN	97	ARG
34	DN	110	LEU
34	DN	117	HIS
34	DN	119	GLU
34	DN	121	VAL
34	DN	122	LEU
34	DN	126	VAL
34	DN	138	ARG
34	DN	150	ASP
34	DN	154	GLN
35	DO	14	THR
35	DO	19	ILE
35	DO	24	VAL
35	DO	47	ILE
35	DO	98	VAL
35	DO	99	PHE
36	DP	6	LEU
36	DP	13	ASN
36	DP	16	ARG
36	DP	18	ARG
36	DP	27	HIS
36	DP	35	HIS
36	DP	39	LYS
36	DP	41	ARG
36	DP	42	SER
36	DP	47	ASP
36	DP	49	ARG
36	DP	51	PHE

*Continued on next page...*



*Continued from previous page...*

Mol	Chain	Res	Type
36	DP	57	THR
36	DP	59	LEU
36	DP	61	ARG
36	DP	62	LEU
36	DP	75	ILE
36	DP	83	VAL
36	DP	84	ASN
36	DP	85	LEU
36	DP	106	LEU
36	DP	133	SER
36	DP	144	GLU
36	DP	147	LEU
36	DP	148	LEU
37	DQ	9	TYR
37	DQ	22	LYS
37	DQ	25	ASP
37	DQ	45	GLN
37	DQ	54	MET
37	DQ	82	ARG
37	DQ	96	VAL
37	DQ	106	VAL
37	DQ	110	THR
37	DQ	133	ARG
38	DR	2	ARG
38	DR	8	ARG
38	DR	36	THR
38	DR	60	LEU
38	DR	66	VAL
38	DR	70	LEU
38	DR	71	GLN
38	DR	79	LEU
38	DR	81	ASP
38	DR	95	THR
38	DR	99	LYS
38	DR	100	LEU
38	DR	104	ARG
38	DR	107	ASP
38	DR	117	VAL
39	DS	12	PHE
39	DS	21	THR
39	DS	30	ARG
39	DS	44	LYS

*Continued on next page...*



*Continued from previous page...*

Mol	Chain	Res	Type
39	DS	57	LYS
39	DS	61	ASN
39	DS	68	GLN
39	DS	69	VAL
39	DS	83	LYS
39	DS	92	TYR
39	DS	98	VAL
40	DT	18	ASP
40	DT	27	THR
40	DT	36	GLU
40	DT	38	ASN
40	DT	42	ILE
40	DT	48	ILE
40	DT	51	ARG
40	DT	58	ASN
40	DT	62	THR
40	DT	64	ARG
40	DT	70	VAL
40	DT	87	ASP
40	DT	88	ILE
40	DT	89	VAL
40	DT	90	GLN
40	DT	99	LEU
40	DT	105	LEU
40	DT	111	ARG
40	DT	112	ARG
40	DT	113	LYS
40	DT	115	ARG
40	DT	124	ASP
41	DU	31	SER
41	DU	44	ASN
41	DU	64	ARG
41	DU	74	LEU
41	DU	75	ASN
41	DU	92	ARG
41	DU	97	ASP
41	DU	104	GLN
42	DV	2	PHE
42	DV	7	THR
42	DV	10	LYS
42	DV	13	ARG
42	DV	35	LEU

*Continued on next page...*



*Continued from previous page...*

Mol	Chain	Res	Type
42	DV	37	VAL
42	DV	39	LEU
42	DV	45	THR
42	DV	49	THR
42	DV	64	HIS
42	DV	71	LEU
42	DV	80	GLN
42	DV	88	ARG
42	DV	91	TYR
42	DV	99	ILE
43	DW	11	ARG
43	DW	51	LEU
43	DW	63	ASP
43	DW	69	LEU
43	DW	70	TYR
43	DW	76	VAL
43	DW	96	ILE
43	DW	100	THR
43	DW	107	LEU
43	DW	111	HIS
44	DX	27	THR
44	DX	57	LEU
44	DX	68	ARG
44	DX	76	ARG
44	DX	81	VAL
45	DY	4	LYS
45	DY	6	HIS
45	DY	8	LYS
45	DY	49	VAL
45	DY	88	LYS
45	DY	98	VAL
46	DZ	42	VAL
46	DZ	85	HIS
46	DZ	86	VAL
46	DZ	94	GLU
46	DZ	123	ASP
46	DZ	154	ASP
46	DZ	168	GLU
46	DZ	170	THR
46	DZ	179	ASP
47	D0	10	THR
47	D0	14	ARG

*Continued on next page...*



*Continued from previous page...*

Mol	Chain	Res	Type
47	D0	20	ARG
47	D0	21	LEU
47	D0	25	ARG
47	D0	29	GLN
47	D0	32	ARG
47	D0	63	VAL
47	D0	84	LEU
48	D1	13	ILE
48	D1	17	SER
48	D1	18	ILE
48	D1	19	GLN
48	D1	21	ARG
48	D1	34	THR
48	D1	37	ILE
48	D1	40	ARG
48	D1	46	LEU
48	D1	57	GLU
48	D1	58	ILE
48	D1	73	LEU
48	D1	75	GLU
48	D1	80	LEU
48	D1	82	LEU
49	D2	1	MET
49	D2	2	LYS
49	D2	11	GLU
49	D2	17	SER
49	D2	24	LEU
49	D2	25	VAL
49	D2	53	LEU
50	D3	8	LEU
50	D3	17	LYS
50	D3	37	LEU
50	D3	44	ARG
50	D3	55	ARG
51	D4	42	CYS
52	D5	49	CYS
52	D5	51	TYR
52	D5	52	TYR
53	D6	11	LEU
53	D6	19	ARG
53	D6	24	GLU
53	D6	34	LEU

*Continued on next page...*



*Continued from previous page...*

Mol	Chain	Res	Type
53	D6	42	TRP
53	D6	47	THR
54	D7	2	LYS
54	D7	4	THR
54	D7	8	ASN
54	D7	19	ARG
54	D7	31	LEU
54	D7	39	ARG
54	D7	41	ARG
55	D8	7	HIS
55	D8	30	ARG
55	D8	32	LEU
55	D8	34	TRP
55	D8	41	ILE
55	D8	50	LEU
55	D8	52	LYS
55	D8	57	ARG

Some sidechains can be flipped to improve hydrogen bonding and reduce clashes. All (268) such sidechains are listed below:

Mol	Chain	Res	Type
4	AY	63	GLN
4	AY	117	GLN
4	AY	337	HIS
4	AY	348	ASN
4	AY	370	GLN
5	AB	40	HIS
5	AB	95	GLN
5	AB	204	ASN
6	AC	28	GLN
6	AC	69	HIS
6	AC	136	GLN
6	AC	170	GLN
6	AC	176	HIS
6	AC	181	ASN
7	AD	42	GLN
7	AD	77	ASN
7	AD	123	HIS
7	AD	129	ASN
7	AD	201	GLN
8	AE	78	HIS
8	AE	141	GLN

*Continued on next page...*



*Continued from previous page...*

Mol	Chain	Res	Type
9	AF	64	GLN
9	AF	73	ASN
9	AF	94	GLN
10	AG	13	GLN
10	AG	86	GLN
10	AG	96	GLN
10	AG	153	HIS
11	AH	78	GLN
12	AI	3	GLN
12	AI	124	GLN
13	AJ	56	HIS
13	AJ	68	HIS
13	AJ	84	GLN
14	AK	38	ASN
14	AK	104	GLN
15	AL	7	ASN
15	AL	8	GLN
15	AL	74	HIS
16	AM	106	ASN
18	AO	37	ASN
18	AO	42	HIS
19	AP	82	GLN
20	AQ	16	GLN
20	AQ	96	GLN
22	AS	23	ASN
22	AS	47	HIS
22	AS	53	ASN
22	AS	57	HIS
23	AT	73	HIS
27	BD	58	HIS
27	BD	87	ASN
27	BD	96	HIS
27	BD	112	GLN
27	BD	115	GLN
27	BD	116	GLN
27	BD	126	GLN
27	BD	166	GLN
27	BD	186	HIS
27	BD	198	ASN
28	BE	55	ASN
28	BE	66	HIS
28	BE	85	ASN

*Continued on next page...*



*Continued from previous page...*

Mol	Chain	Res	Type
28	BE	132	HIS
28	BE	143	ASN
28	BE	159	HIS
28	BE	192	ASN
29	BF	67	GLN
29	BF	69	HIS
29	BF	75	HIS
29	BF	169	ASN
30	BG	40	ASN
30	BG	58	GLN
30	BG	121	ASN
31	BH	143	GLN
32	BI	43	ASN
32	BI	104	GLN
34	BN	68	ASN
34	BN	151	HIS
34	BN	154	GLN
35	BO	88	ASN
35	BO	90	GLN
36	BP	35	HIS
36	BP	38	GLN
36	BP	81	GLN
36	BP	84	ASN
36	BP	128	HIS
37	BQ	13	GLN
37	BQ	45	GLN
37	BQ	123	HIS
38	BR	3	HIS
38	BR	13	HIS
38	BR	24	GLN
38	BR	53	HIS
38	BR	91	GLN
40	BT	79	HIS
40	BT	90	GLN
41	BU	44	ASN
41	BU	49	HIS
41	BU	71	GLN
41	BU	72	HIS
41	BU	75	ASN
42	BV	11	GLN
42	BV	80	GLN
43	BW	57	ASN

*Continued on next page...*



*Continued from previous page...*

Mol	Chain	Res	Type
43	BW	61	ASN
44	BX	31	HIS
44	BX	41	ASN
44	BX	55	ASN
44	BX	58	HIS
44	BX	87	GLN
45	BY	6	HIS
46	BZ	54	HIS
46	BZ	55	HIS
46	BZ	65	GLN
46	BZ	73	GLN
46	BZ	75	ASN
47	B0	70	GLN
48	B1	45	ASN
48	B1	56	GLN
48	B1	66	HIS
50	B3	19	GLN
50	B3	46	ASN
50	B3	52	HIS
51	B4	46	ASN
52	B5	43	HIS
53	B6	46	HIS
54	B7	8	ASN
55	B8	7	HIS
55	B8	31	HIS
55	B8	43	GLN
4	CY	63	GLN
4	CY	117	GLN
4	CY	337	HIS
4	CY	348	ASN
4	CY	370	GLN
5	CB	40	HIS
5	CB	95	GLN
5	CB	204	ASN
6	CC	28	GLN
6	CC	69	HIS
6	CC	136	GLN
6	CC	170	GLN
6	CC	176	HIS
6	CC	181	ASN
7	CD	42	GLN
7	CD	62	GLN

*Continued on next page...*



*Continued from previous page...*

Mol	Chain	Res	Type
7	CD	74	GLN
7	CD	77	ASN
7	CD	103	ASN
7	CD	160	GLN
7	CD	199	ASN
7	CD	201	GLN
8	CE	78	HIS
8	CE	141	GLN
9	CF	64	GLN
9	CF	73	ASN
9	CF	94	GLN
10	CG	13	GLN
10	CG	86	GLN
10	CG	96	GLN
10	CG	153	HIS
11	CH	78	GLN
12	CI	3	GLN
12	CI	124	GLN
13	CJ	56	HIS
13	CJ	68	HIS
13	CJ	84	GLN
14	CK	38	ASN
14	CK	104	GLN
15	CL	7	ASN
15	CL	8	GLN
15	CL	74	HIS
16	CM	106	ASN
18	CO	37	ASN
18	CO	42	HIS
19	CP	82	GLN
20	CQ	16	GLN
20	CQ	96	GLN
22	CS	23	ASN
22	CS	47	HIS
22	CS	53	ASN
22	CS	57	HIS
23	CT	73	HIS
27	DD	58	HIS
27	DD	87	ASN
27	DD	96	HIS
27	DD	112	GLN
27	DD	115	GLN

*Continued on next page...*



*Continued from previous page...*

Mol	Chain	Res	Type
27	DD	116	GLN
27	DD	126	GLN
27	DD	166	GLN
27	DD	186	HIS
27	DD	198	ASN
27	DD	220	HIS
28	DE	55	ASN
28	DE	66	HIS
28	DE	85	ASN
28	DE	132	HIS
28	DE	143	ASN
28	DE	159	HIS
28	DE	192	ASN
29	DF	67	GLN
29	DF	75	HIS
30	DG	40	ASN
30	DG	58	GLN
30	DG	121	ASN
31	DH	143	GLN
32	DI	43	ASN
32	DI	104	GLN
33	DK	11	GLN
33	DK	30	HIS
33	DK	42	ASN
33	DK	110	GLN
34	DN	68	ASN
34	DN	151	HIS
34	DN	154	GLN
35	DO	3	GLN
35	DO	88	ASN
35	DO	90	GLN
36	DP	35	HIS
36	DP	38	GLN
36	DP	81	GLN
36	DP	84	ASN
36	DP	128	HIS
37	DQ	13	GLN
37	DQ	45	GLN
37	DQ	123	HIS
38	DR	3	HIS
38	DR	13	HIS
38	DR	24	GLN

*Continued on next page...*



*Continued from previous page...*

Mol	Chain	Res	Type
38	DR	53	HIS
38	DR	91	GLN
40	DT	79	HIS
40	DT	90	GLN
41	DU	44	ASN
41	DU	49	HIS
41	DU	71	GLN
41	DU	72	HIS
41	DU	75	ASN
42	DV	11	GLN
43	DW	57	ASN
43	DW	61	ASN
44	DX	31	HIS
44	DX	41	ASN
44	DX	55	ASN
44	DX	58	HIS
44	DX	87	GLN
45	DY	6	HIS
46	DZ	54	HIS
46	DZ	55	HIS
46	DZ	65	GLN
46	DZ	73	GLN
46	DZ	75	ASN
47	D0	70	GLN
48	D1	45	ASN
48	D1	56	GLN
48	D1	66	HIS
50	D3	19	GLN
50	D3	46	ASN
50	D3	52	HIS
51	D4	46	ASN
52	D5	43	HIS
53	D6	46	HIS
54	D7	8	ASN
55	D8	7	HIS
55	D8	31	HIS
55	D8	43	GLN

### 5.3.3 RNA ⓘ

*Continued on next page...*



*Continued from previous page...*

Mol	Chain	Analysed	Backbone Outliers	Pucker Outliers
1	AA	1503/1504 (99%)	216 (14%)	20 (1%)
1	CA	1503/1504 (99%)	217 (14%)	20 (1%)
2	AV	9/10 (90%)	2 (22%)	0
2	CV	9/10 (90%)	2 (22%)	0
25	BA	2787/2879 (96%)	431 (15%)	19 (0%)
25	DA	2787/2879 (96%)	432 (15%)	19 (0%)
26	BB	118/119 (99%)	15 (12%)	0
26	DB	118/119 (99%)	15 (12%)	0
3	AW	76/77 (98%)	7 (9%)	0
3	CW	76/77 (98%)	7 (9%)	0
All	All	8986/9178 (97%)	1344 (14%)	78 (0%)

All (1344) RNA backbone outliers are listed below:

Mol	Chain	Res	Type
1	AA	7	G
1	AA	9	G
1	AA	32	A
1	AA	39	G
1	AA	41	G
1	AA	47	C
1	AA	48	C
1	AA	51	A
1	AA	68(I)	G
1	AA	68(P)	C
1	AA	101	A
1	AA	108	G
1	AA	109	A
1	AA	116	A
1	AA	121	C
1	AA	131	C
1	AA	169	C
1	AA	174	C
1	AA	181	G
1	AA	182	U
1	AA	183	G
1	AA	186(H)	U
1	AA	195	A
1	AA	197	A
1	AA	201(C)	U
1	AA	216	G

*Continued on next page...*



*Continued from previous page...*

Mol	Chain	Res	Type
1	AA	231	G
1	AA	244	U
1	AA	247	G
1	AA	251	G
1	AA	289	G
1	AA	321	A
1	AA	328	C
1	AA	329	A
1	AA	332	G
1	AA	345	C
1	AA	347	G
1	AA	352	C
1	AA	353	A
1	AA	354	G
1	AA	367	U
1	AA	372	C
1	AA	384	G
1	AA	390	C
1	AA	397	A
1	AA	398	C
1	AA	406	G
1	AA	412	A
1	AA	413	G
1	AA	414	A
1	AA	422	C
1	AA	424	G
1	AA	429	U
1	AA	430	A
1	AA	440	A
1	AA	452	A
1	AA	453	A
1	AA	458(B)	A
1	AA	484	G
1	AA	497	A
1	AA	498	U
1	AA	505	G
1	AA	509	A
1	AA	510	A
1	AA	511	C
1	AA	518	C
1	AA	527	G
1	AA	530	G

*Continued on next page...*



*Continued from previous page...*

Mol	Chain	Res	Type
1	AA	531	U
1	AA	532	A
1	AA	533	A
1	AA	545	C
1	AA	547	A
1	AA	559	A
1	AA	561	U
1	AA	562	C
1	AA	568	G
1	AA	572	A
1	AA	573	A
1	AA	575	G
1	AA	576	G
1	AA	577	G
1	AA	579	G
1	AA	653	A
1	AA	665	A
1	AA	666	G
1	AA	688	G
1	AA	695	A
1	AA	722	A
1	AA	749	C
1	AA	755	G
1	AA	777	A
1	AA	793	U
1	AA	794	A
1	AA	816	A
1	AA	817	C
1	AA	818	G
1	AA	819	A
1	AA	821	G
1	AA	828	A
1	AA	838(A)	U
1	AA	838(B)	C
1	AA	838(C)	U
1	AA	848	C
1	AA	859	A
1	AA	867	G
1	AA	870	U
1	AA	902	G
1	AA	914	A
1	AA	916	G

*Continued on next page...*



*Continued from previous page...*

<b>Mol</b>	<b>Chain</b>	<b>Res</b>	<b>Type</b>
1	AA	927	G
1	AA	934	C
1	AA	935	A
1	AA	960	U
1	AA	961	U
1	AA	969	A
1	AA	971	G
1	AA	972	C
1	AA	974	A
1	AA	975	A
1	AA	976	G
1	AA	977	A
1	AA	978	A
1	AA	980	C
1	AA	983	A
1	AA	992	U
1	AA	993	G
1	AA	1004	A
1	AA	1026	G
1	AA	1027	C
1	AA	1045	C
1	AA	1053	G
1	AA	1054	C
1	AA	1064	G
1	AA	1065	U
1	AA	1070	U
1	AA	1080	A
1	AA	1081	G
1	AA	1094	G
1	AA	1095	U
1	AA	1101	A
1	AA	1102	A
1	AA	1118	C
1	AA	1124	G
1	AA	1125	U
1	AA	1126	U
1	AA	1129	C
1	AA	1130	A
1	AA	1131	G
1	AA	1137	C
1	AA	1139	G
1	AA	1140	C

*Continued on next page...*



*Continued from previous page...*

<b>Mol</b>	<b>Chain</b>	<b>Res</b>	<b>Type</b>
1	AA	1146	A
1	AA	1152	A
1	AA	1159	U
1	AA	1160	G
1	AA	1190	G
1	AA	1193	G
1	AA	1196	U
1	AA	1197	G
1	AA	1200	C
1	AA	1201	A
1	AA	1202	G
1	AA	1212	U
1	AA	1213	A
1	AA	1225	A
1	AA	1227	A
1	AA	1238	A
1	AA	1256	A
1	AA	1257	U
1	AA	1270	C
1	AA	1278	U
1	AA	1280	A
1	AA	1281	U
1	AA	1287	A
1	AA	1290	G
1	AA	1300	G
1	AA	1301	U
1	AA	1302	U
1	AA	1305	G
1	AA	1317	C
1	AA	1320	C
1	AA	1331	G
1	AA	1335	C
1	AA	1338	G
1	AA	1346	A
1	AA	1347	G
1	AA	1363	A
1	AA	1364	U
1	AA	1378	C
1	AA	1379	G
1	AA	1398	A
1	AA	1402	C
1	AA	1406	U

*Continued on next page...*



*Continued from previous page...*

Mol	Chain	Res	Type
1	AA	1419	G
1	AA	1440(C)	G
1	AA	1440(D)	A
1	AA	1440(E)	G
1	AA	1440(I)	A
1	AA	1440(J)	C
1	AA	1440(K)	G
1	AA	1440(L)	G
1	AA	1487	G
1	AA	1493	A
1	AA	1497	G
1	AA	1502	A
1	AA	1503	A
1	AA	1504	G
1	AA	1505	G
1	AA	1506	U
1	AA	1517	G
1	AA	1519	A
1	AA	1520	G
1	AA	1525	G
1	AA	1529	G
1	AA	1530	G
2	AV	23	A
2	AV	24	A
3	AW	8	U
3	AW	9	G
3	AW	18	G
3	AW	19	G
3	AW	20	U
3	AW	47	U
3	AW	48	C
25	BA	34	C
25	BA	46	C
25	BA	55	G
25	BA	58	G
25	BA	64	A
25	BA	71	A
25	BA	74	A
25	BA	75	G
25	BA	84	A
25	BA	101	G
25	BA	102	G

*Continued on next page...*



*Continued from previous page...*

Mol	Chain	Res	Type
25	BA	118	A
25	BA	119	A
25	BA	120	U
25	BA	131	G
25	BA	137(D)	A
25	BA	155(B)	U
25	BA	155(E)	U
25	BA	171	G
25	BA	196	A
25	BA	197	A
25	BA	204	A
25	BA	205	G
25	BA	215	G
25	BA	216	A
25	BA	221	A
25	BA	222	A
25	BA	225	A
25	BA	228	A
25	BA	229	A
25	BA	230	U
25	BA	233	A
25	BA	245	G
25	BA	248	G
25	BA	252	G
25	BA	270(M)	U
25	BA	270(N)	G
25	BA	270(O)	U
25	BA	270(Q)	C
25	BA	271(B)	G
25	BA	271(D)	G
25	BA	271(L)	C
25	BA	271(N)	G
25	BA	276	C
25	BA	271(Q)	A
25	BA	302	C
25	BA	311	A
25	BA	312	G
25	BA	316	C
25	BA	329	G
25	BA	330	A
25	BA	352	G
25	BA	353	G

*Continued on next page...*



*Continued from previous page...*

Mol	Chain	Res	Type
25	BA	357(F)	G
25	BA	357(L)	A
25	BA	372	G
25	BA	386	G
25	BA	396	G
25	BA	405	U
25	BA	411	G
25	BA	412	A
25	BA	444	C
25	BA	457	A
25	BA	470	A
25	BA	474	G
25	BA	475	U
25	BA	480	A
25	BA	481	G
25	BA	504	U
25	BA	505	A
25	BA	508	G
25	BA	509	C
25	BA	510	C
25	BA	530	G
25	BA	531	C
25	BA	532	A
25	BA	533	G
25	BA	550	G
25	BA	563	G
25	BA	573	G
25	BA	575	A
25	BA	586	A
25	BA	595	C
25	BA	599	G
25	BA	603	A
25	BA	611(B)	G
25	BA	611(E)	G
25	BA	611(G)	G
25	BA	620	G
25	BA	621	A
25	BA	627	A
25	BA	637	A
25	BA	645	C
25	BA	646	A
25	BA	654	U

*Continued on next page...*



*Continued from previous page...*

Mol	Chain	Res	Type
25	BA	655	A
25	BA	656	G
25	BA	668	G
25	BA	671	C
25	BA	682	G
25	BA	686	G
25	BA	717	G
25	BA	730	C
25	BA	764	A
25	BA	776	G
25	BA	782	A
25	BA	784	A
25	BA	785	G
25	BA	792	G
25	BA	805	G
25	BA	812	C
25	BA	819	A
25	BA	827	U
25	BA	828	U
25	BA	832	G
25	BA	847	U
25	BA	848	G
25	BA	859	G
25	BA	886	C
25	BA	890	A
25	BA	896	A
25	BA	897	C
25	BA	910	A
25	BA	914	C
25	BA	915	C
25	BA	917	A
25	BA	919	G
25	BA	932	G
25	BA	933	A
25	BA	938	G
25	BA	941	A
25	BA	945	A
25	BA	946	G
25	BA	959	A
25	BA	961	C
25	BA	968	G
25	BA	974	G

*Continued on next page...*



*Continued from previous page...*

Mol	Chain	Res	Type
25	BA	974(A)	C
25	BA	975	G
25	BA	983	A
25	BA	996	A
25	BA	999	U
25	BA	1003	G
25	BA	1005	C
25	BA	1009	A
25	BA	1010	A
25	BA	1011	G
25	BA	1012	U
25	BA	1013	C
25	BA	1020	A
25	BA	1023	U
25	BA	1025	G
25	BA	1026	U
25	BA	1033	U
25	BA	1047	G
25	BA	1048	A
25	BA	1061	U
25	BA	1070	A
25	BA	1079	C
25	BA	1088	A
25	BA	1089	G
25	BA	1112	G
25	BA	1122	G
25	BA	1128	A
25	BA	1129	A
25	BA	1130	U
25	BA	1135	C
25	BA	1136	G
25	BA	1139	G
25	BA	1141(A)	U
25	BA	1142	A
25	BA	1155	A
25	BA	1173	A
25	BA	1174	U
25	BA	1205	U
25	BA	1211	U
25	BA	1220	C
25	BA	1227	G
25	BA	1229	G

*Continued on next page...*



*Continued from previous page...*

Mol	Chain	Res	Type
25	BA	1253	A
25	BA	1255	U
25	BA	1256	G
25	BA	1271	G
25	BA	1272	A
25	BA	1300	U
25	BA	1301	A
25	BA	1313	U
25	BA	1314	C
25	BA	1329	U
25	BA	1349	A
25	BA	1352	U
25	BA	1359	A
25	BA	1360	A
25	BA	1365	A
25	BA	1380	G
25	BA	1384	A
25	BA	1385	G
25	BA	1386	C
25	BA	1396	U
25	BA	1416	G
25	BA	1427	A
25	BA	1428	C
25	BA	1437	C
25	BA	1444(A)	A
25	BA	1453	A
25	BA	1455	G
25	BA	1458	C
25	BA	1460	A
25	BA	1467	C
25	BA	1483	G
25	BA	1490	A
25	BA	1493	C
25	BA	1494	A
25	BA	1495	A
25	BA	1497	U
25	BA	1506(C)	A
25	BA	1535	U
25	BA	1536	A
25	BA	1538	G
25	BA	1542	G
25	BA	1543(A)	C

*Continued on next page...*



*Continued from previous page...*

Mol	Chain	Res	Type
25	BA	1544	A
25	BA	1558	A
25	BA	1559	G
25	BA	1566	A
25	BA	1569	A
25	BA	1578	U
25	BA	1579	A
25	BA	1584	C
25	BA	1595	G
25	BA	1598	C
25	BA	1603	A
25	BA	1608	A
25	BA	1609	A
25	BA	1617	C
25	BA	1618	A
25	BA	1640	C
25	BA	1644	C
25	BA	1647	G
25	BA	1648	C
25	BA	1651	G
25	BA	1654	A
25	BA	1674	G
25	BA	1696	G
25	BA	1703	G
25	BA	1712(H)	A
25	BA	1712(K)	A
25	BA	1712(Q)	G
25	BA	1756	G
25	BA	1761	C
25	BA	1763	G
25	BA	1764	G
25	BA	1773	A
25	BA	1776	G
25	BA	1787	A
25	BA	1791	A
25	BA	1800	C
25	BA	1801	G
25	BA	1811	G
25	BA	1816	G
25	BA	1829	A
25	BA	1833	U
25	BA	1847	A

*Continued on next page...*



*Continued from previous page...*

<b>Mol</b>	<b>Chain</b>	<b>Res</b>	<b>Type</b>
25	BA	1878	G
25	BA	1889	A
25	BA	1896	G
25	BA	1900	A
25	BA	1903	G
25	BA	1906	G
25	BA	1912	A
25	BA	1913	A
25	BA	1914	C
25	BA	1915	U
25	BA	1929	G
25	BA	1930	G
25	BA	1934	C
25	BA	1936	A
25	BA	1938	A
25	BA	1939	U
25	BA	1945	G
25	BA	1955	U
25	BA	1960	A
25	BA	1963	U
25	BA	1964	G
25	BA	1967	C
25	BA	1970	A
25	BA	1971	A
25	BA	1972	A
25	BA	1982	C
25	BA	1991	U
25	BA	1992	G
25	BA	1993	U
25	BA	1997	G
25	BA	2020	A
25	BA	2023	G
25	BA	2030	A
25	BA	2031	A
25	BA	2032	G
25	BA	2033	A
25	BA	2036	C
25	BA	2043	C
25	BA	2051	A
25	BA	2052	G
25	BA	2055	C
25	BA	2056	G

*Continued on next page...*



*Continued from previous page...*

Mol	Chain	Res	Type
25	BA	2060	A
25	BA	2061	G
25	BA	2062	A
25	BA	2069	G
25	BA	2080	G
25	BA	2198	A
25	BA	2202(C)	G
25	BA	2202(D)	G
25	BA	2202(E)	A
25	BA	2202(F)	U
25	BA	2202(G)	G
25	BA	2225	A
25	BA	2226	C
25	BA	2238	G
25	BA	2239	G
25	BA	2273	A
25	BA	2275	C
25	BA	2278	A
25	BA	2283	C
25	BA	2287	A
25	BA	2288	A
25	BA	2289	G
25	BA	2305	A
25	BA	2306	C
25	BA	2307	G
25	BA	2308	G
25	BA	2309	A
25	BA	2311	A
25	BA	2319	G
25	BA	2320	A
25	BA	2321	G
25	BA	2325	G
25	BA	2334	G
25	BA	2336	A
25	BA	2346	A
25	BA	2347	C
25	BA	2350	C
25	BA	2379	G
25	BA	2383	G
25	BA	2385	C
25	BA	2406	U
25	BA	2410	G

*Continued on next page...*



*Continued from previous page...*

<b>Mol</b>	<b>Chain</b>	<b>Res</b>	<b>Type</b>
25	BA	2414	G
25	BA	2422	A
25	BA	2424	C
25	BA	2425	A
25	BA	2429	G
25	BA	2430	A
25	BA	2431	U
25	BA	2434	A
25	BA	2435	A
25	BA	2439	A
25	BA	2441	C
25	BA	2448	A
25	BA	2465	C
25	BA	2468	G
25	BA	2469	A
25	BA	2470	G
25	BA	2476	A
25	BA	2477	C
25	BA	2478	A
25	BA	2491	U
25	BA	2494	G
25	BA	2502	G
25	BA	2505	G
25	BA	2506	U
25	BA	2518	A
25	BA	2520	C
25	BA	2529	G
25	BA	2542	A
25	BA	2543	G
25	BA	2554	U
25	BA	2566	A
25	BA	2567	G
25	BA	2569	G
25	BA	2573	C
25	BA	2574	G
25	BA	2585	U
25	BA	2601	C
25	BA	2602	A
25	BA	2609	U
25	BA	2611	U
25	BA	2612	C
25	BA	2613	U

*Continued on next page...*



*Continued from previous page...*

Mol	Chain	Res	Type
25	BA	2615	U
25	BA	2630	G
25	BA	2636	U
25	BA	2641	G
25	BA	2646	C
25	BA	2663	G
25	BA	2665	A
25	BA	2683	C
25	BA	2689	U
25	BA	2690	C
25	BA	2691	C
25	BA	2702	U
25	BA	2711	A
25	BA	2712	U
25	BA	2712(A)	A
25	BA	2713	A
25	BA	2714	G
25	BA	2726	U
25	BA	2733	A
25	BA	2758	A
25	BA	2764	A
25	BA	2765	A
25	BA	2766	G
25	BA	2778	A
25	BA	2779	U
25	BA	2789	C
25	BA	2790	A
25	BA	2791	C
25	BA	2792	G
25	BA	2794(B)	U
25	BA	2794(C)	C
25	BA	2818	G
25	BA	2820	A
25	BA	2821	A
25	BA	2825	U
25	BA	2834	G
25	BA	2835	A
25	BA	2849	U
25	BA	2872	G
25	BA	2873	A
25	BA	2892	A
25	BA	2894	G

*Continued on next page...*



*Continued from previous page...*

Mol	Chain	Res	Type
26	BB	12	C
26	BB	13	A
26	BB	15	A
26	BB	32	C
26	BB	41	U
26	BB	44	G
26	BB	51	G
26	BB	52	A
26	BB	64	C
26	BB	73	A
26	BB	84	C
26	BB	87	G
26	BB	90	C
26	BB	108	C
26	BB	109	G
1	CA	7	G
1	CA	9	G
1	CA	32	A
1	CA	39	G
1	CA	41	G
1	CA	47	C
1	CA	48	C
1	CA	51	A
1	CA	68(I)	G
1	CA	68(P)	C
1	CA	101	A
1	CA	108	G
1	CA	109	A
1	CA	116	A
1	CA	121	C
1	CA	131	C
1	CA	169	C
1	CA	174	C
1	CA	181	G
1	CA	182	U
1	CA	183	G
1	CA	186(H)	U
1	CA	195	A
1	CA	197	A
1	CA	201(C)	U
1	CA	216	G
1	CA	231	G

*Continued on next page...*



*Continued from previous page...*

Mol	Chain	Res	Type
1	CA	244	U
1	CA	247	G
1	CA	251	G
1	CA	289	G
1	CA	321	A
1	CA	328	C
1	CA	329	A
1	CA	332	G
1	CA	345	C
1	CA	347	G
1	CA	352	C
1	CA	353	A
1	CA	354	G
1	CA	367	U
1	CA	372	C
1	CA	384	G
1	CA	390	C
1	CA	397	A
1	CA	398	C
1	CA	406	G
1	CA	412	A
1	CA	413	G
1	CA	414	A
1	CA	422	C
1	CA	424	G
1	CA	429	U
1	CA	430	A
1	CA	440	A
1	CA	452	A
1	CA	453	A
1	CA	458(B)	A
1	CA	484	G
1	CA	497	A
1	CA	498	U
1	CA	500	G
1	CA	505	G
1	CA	509	A
1	CA	510	A
1	CA	511	C
1	CA	518	C
1	CA	527	G
1	CA	530	G

*Continued on next page...*



*Continued from previous page...*

Mol	Chain	Res	Type
1	CA	531	U
1	CA	532	A
1	CA	533	A
1	CA	545	C
1	CA	547	A
1	CA	559	A
1	CA	561	U
1	CA	562	C
1	CA	568	G
1	CA	572	A
1	CA	573	A
1	CA	575	G
1	CA	576	G
1	CA	577	G
1	CA	579	G
1	CA	653	A
1	CA	665	A
1	CA	666	G
1	CA	688	G
1	CA	695	A
1	CA	722	A
1	CA	749	C
1	CA	755	G
1	CA	777	A
1	CA	793	U
1	CA	794	A
1	CA	816	A
1	CA	817	C
1	CA	818	G
1	CA	819	A
1	CA	821	G
1	CA	828	A
1	CA	838(A)	U
1	CA	838(B)	C
1	CA	838(C)	U
1	CA	848	C
1	CA	859	A
1	CA	867	G
1	CA	870	U
1	CA	902	G
1	CA	914	A
1	CA	916	G

*Continued on next page...*



*Continued from previous page...*

Mol	Chain	Res	Type
1	CA	927	G
1	CA	934	C
1	CA	935	A
1	CA	960	U
1	CA	961	U
1	CA	969	A
1	CA	971	G
1	CA	972	C
1	CA	974	A
1	CA	975	A
1	CA	976	G
1	CA	977	A
1	CA	978	A
1	CA	980	C
1	CA	983	A
1	CA	992	U
1	CA	993	G
1	CA	1004	A
1	CA	1026	G
1	CA	1027	C
1	CA	1033	G
1	CA	1045	C
1	CA	1053	G
1	CA	1054	C
1	CA	1064	G
1	CA	1065	U
1	CA	1070	U
1	CA	1080	A
1	CA	1081	G
1	CA	1094	G
1	CA	1095	U
1	CA	1101	A
1	CA	1102	A
1	CA	1118	C
1	CA	1124	G
1	CA	1125	U
1	CA	1126	U
1	CA	1129	C
1	CA	1130	A
1	CA	1131	G
1	CA	1137	C
1	CA	1139	G

*Continued on next page...*



*Continued from previous page...*

Mol	Chain	Res	Type
1	CA	1140	C
1	CA	1146	A
1	CA	1152	A
1	CA	1159	U
1	CA	1160	G
1	CA	1190	G
1	CA	1193	G
1	CA	1196	U
1	CA	1197	G
1	CA	1200	C
1	CA	1201	A
1	CA	1202	G
1	CA	1212	U
1	CA	1213	A
1	CA	1225	A
1	CA	1227	A
1	CA	1238	A
1	CA	1256	A
1	CA	1257	U
1	CA	1270	C
1	CA	1278	U
1	CA	1280	A
1	CA	1281	U
1	CA	1287	A
1	CA	1290	G
1	CA	1300	G
1	CA	1301	U
1	CA	1302	U
1	CA	1305	G
1	CA	1317	C
1	CA	1320	C
1	CA	1331	G
1	CA	1338	G
1	CA	1346	A
1	CA	1347	G
1	CA	1363	A
1	CA	1364	U
1	CA	1378	C
1	CA	1379	G
1	CA	1398	A
1	CA	1402	C
1	CA	1406	U

*Continued on next page...*



*Continued from previous page...*

Mol	Chain	Res	Type
1	CA	1419	G
1	CA	1440(C)	G
1	CA	1440(D)	A
1	CA	1440(E)	G
1	CA	1440(I)	A
1	CA	1440(J)	C
1	CA	1440(K)	G
1	CA	1440(L)	G
1	CA	1487	G
1	CA	1493	A
1	CA	1497	G
1	CA	1502	A
1	CA	1503	A
1	CA	1504	G
1	CA	1505	G
1	CA	1506	U
1	CA	1517	G
1	CA	1519	A
1	CA	1520	G
1	CA	1525	G
1	CA	1529	G
1	CA	1530	G
2	CV	23	A
2	CV	24	A
3	CW	8	U
3	CW	9	G
3	CW	18	G
3	CW	19	G
3	CW	20	U
3	CW	47	U
3	CW	48	C
25	DA	34	C
25	DA	46	C
25	DA	55	G
25	DA	58	G
25	DA	64	A
25	DA	71	A
25	DA	74	A
25	DA	75	G
25	DA	84	A
25	DA	101	G
25	DA	102	G

*Continued on next page...*



*Continued from previous page...*

Mol	Chain	Res	Type
25	DA	118	A
25	DA	119	A
25	DA	120	U
25	DA	131	G
25	DA	137(D)	A
25	DA	155(B)	U
25	DA	155(E)	U
25	DA	171	G
25	DA	196	A
25	DA	197	A
25	DA	204	A
25	DA	205	G
25	DA	215	G
25	DA	216	A
25	DA	221	A
25	DA	222	A
25	DA	225	A
25	DA	228	A
25	DA	229	A
25	DA	230	U
25	DA	233	A
25	DA	245	G
25	DA	248	G
25	DA	252	G
25	DA	270(M)	U
25	DA	270(N)	G
25	DA	270(O)	U
25	DA	270(Q)	C
25	DA	271(B)	G
25	DA	271(D)	G
25	DA	271(L)	C
25	DA	271(N)	G
25	DA	276	C
25	DA	271(Q)	A
25	DA	302	C
25	DA	311	A
25	DA	312	G
25	DA	316	C
25	DA	329	G
25	DA	330	A
25	DA	352	G
25	DA	353	G

*Continued on next page...*



*Continued from previous page...*

Mol	Chain	Res	Type
25	DA	357(F)	G
25	DA	357(L)	A
25	DA	372	G
25	DA	386	G
25	DA	396	G
25	DA	405	U
25	DA	411	G
25	DA	412	A
25	DA	444	C
25	DA	457	A
25	DA	470	A
25	DA	474	G
25	DA	475	U
25	DA	480	A
25	DA	481	G
25	DA	504	U
25	DA	505	A
25	DA	508	G
25	DA	509	C
25	DA	510	C
25	DA	530	G
25	DA	531	C
25	DA	532	A
25	DA	533	G
25	DA	550	G
25	DA	563	G
25	DA	573	G
25	DA	575	A
25	DA	586	A
25	DA	595	C
25	DA	599	G
25	DA	603	A
25	DA	611(B)	G
25	DA	611(E)	G
25	DA	611(G)	G
25	DA	620	G
25	DA	621	A
25	DA	627	A
25	DA	637	A
25	DA	645	C
25	DA	646	A
25	DA	654	U

*Continued on next page...*



*Continued from previous page...*

Mol	Chain	Res	Type
25	DA	655	A
25	DA	656	G
25	DA	668	G
25	DA	671	C
25	DA	682	G
25	DA	686	G
25	DA	717	G
25	DA	730	C
25	DA	764	A
25	DA	776	G
25	DA	782	A
25	DA	784	A
25	DA	785	G
25	DA	787	U
25	DA	792	G
25	DA	805	G
25	DA	812	C
25	DA	819	A
25	DA	827	U
25	DA	828	U
25	DA	832	G
25	DA	847	U
25	DA	848	G
25	DA	859	G
25	DA	886	C
25	DA	890	A
25	DA	896	A
25	DA	897	C
25	DA	910	A
25	DA	914	C
25	DA	915	C
25	DA	917	A
25	DA	919	G
25	DA	931	G
25	DA	932	G
25	DA	933	A
25	DA	938	G
25	DA	941	A
25	DA	946	G
25	DA	959	A
25	DA	961	C
25	DA	974	G

*Continued on next page...*



*Continued from previous page...*

Mol	Chain	Res	Type
25	DA	974(A)	C
25	DA	975	G
25	DA	983	A
25	DA	996	A
25	DA	999	U
25	DA	1003	G
25	DA	1005	C
25	DA	1009	A
25	DA	1010	A
25	DA	1011	G
25	DA	1012	U
25	DA	1013	C
25	DA	1020	A
25	DA	1023	U
25	DA	1025	G
25	DA	1026	U
25	DA	1033	U
25	DA	1047	G
25	DA	1048	A
25	DA	1061	U
25	DA	1070	A
25	DA	1079	C
25	DA	1088	A
25	DA	1089	G
25	DA	1112	G
25	DA	1122	G
25	DA	1128	A
25	DA	1129	A
25	DA	1130	U
25	DA	1135	C
25	DA	1136	G
25	DA	1139	G
25	DA	1141(A)	U
25	DA	1142	A
25	DA	1155	A
25	DA	1173	A
25	DA	1174	U
25	DA	1205	U
25	DA	1211	U
25	DA	1220	C
25	DA	1227	G
25	DA	1229	G

*Continued on next page...*



*Continued from previous page...*

Mol	Chain	Res	Type
25	DA	1253	A
25	DA	1255	U
25	DA	1256	G
25	DA	1271	G
25	DA	1272	A
25	DA	1300	U
25	DA	1301	A
25	DA	1313	U
25	DA	1314	C
25	DA	1329	U
25	DA	1349	A
25	DA	1352	U
25	DA	1359	A
25	DA	1360	A
25	DA	1365	A
25	DA	1380	G
25	DA	1384	A
25	DA	1385	G
25	DA	1386	C
25	DA	1396	U
25	DA	1416	G
25	DA	1427	A
25	DA	1428	C
25	DA	1437	C
25	DA	1444(A)	A
25	DA	1453	A
25	DA	1455	G
25	DA	1458	C
25	DA	1460	A
25	DA	1467	C
25	DA	1483	G
25	DA	1490	A
25	DA	1493	C
25	DA	1494	A
25	DA	1495	A
25	DA	1497	U
25	DA	1506(C)	A
25	DA	1535	U
25	DA	1536	A
25	DA	1538	G
25	DA	1542	G
25	DA	1543(A)	C

*Continued on next page...*



*Continued from previous page...*

Mol	Chain	Res	Type
25	DA	1544	A
25	DA	1558	A
25	DA	1559	G
25	DA	1566	A
25	DA	1569	A
25	DA	1578	U
25	DA	1579	A
25	DA	1584	C
25	DA	1595	G
25	DA	1603	A
25	DA	1608	A
25	DA	1609	A
25	DA	1610	A
25	DA	1617	C
25	DA	1618	A
25	DA	1640	C
25	DA	1644	C
25	DA	1647	G
25	DA	1648	C
25	DA	1651	G
25	DA	1654	A
25	DA	1674	G
25	DA	1696	G
25	DA	1703	G
25	DA	1712(H)	A
25	DA	1712(K)	A
25	DA	1712(Q)	G
25	DA	1756	G
25	DA	1761	C
25	DA	1763	G
25	DA	1764	G
25	DA	1773	A
25	DA	1776	G
25	DA	1787	A
25	DA	1791	A
25	DA	1800	C
25	DA	1801	G
25	DA	1811	G
25	DA	1816	G
25	DA	1829	A
25	DA	1833	U
25	DA	1847	A

*Continued on next page...*



*Continued from previous page...*

Mol	Chain	Res	Type
25	DA	1878	G
25	DA	1889	A
25	DA	1896	G
25	DA	1900	A
25	DA	1903	G
25	DA	1906	G
25	DA	1912	A
25	DA	1913	A
25	DA	1914	C
25	DA	1915	U
25	DA	1929	G
25	DA	1930	G
25	DA	1934	C
25	DA	1936	A
25	DA	1938	A
25	DA	1939	U
25	DA	1945	G
25	DA	1955	U
25	DA	1960	A
25	DA	1963	U
25	DA	1964	G
25	DA	1967	C
25	DA	1970	A
25	DA	1971	A
25	DA	1972	A
25	DA	1982	C
25	DA	1991	U
25	DA	1992	G
25	DA	1993	U
25	DA	1997	G
25	DA	2020	A
25	DA	2023	G
25	DA	2030	A
25	DA	2031	A
25	DA	2032	G
25	DA	2033	A
25	DA	2036	C
25	DA	2043	C
25	DA	2051	A
25	DA	2052	G
25	DA	2055	C
25	DA	2056	G

*Continued on next page...*



*Continued from previous page...*

Mol	Chain	Res	Type
25	DA	2060	A
25	DA	2061	G
25	DA	2062	A
25	DA	2069	G
25	DA	2080	G
25	DA	2198	A
25	DA	2202(C)	G
25	DA	2202(D)	G
25	DA	2202(E)	A
25	DA	2202(F)	U
25	DA	2202(G)	G
25	DA	2225	A
25	DA	2226	C
25	DA	2238	G
25	DA	2239	G
25	DA	2273	A
25	DA	2275	C
25	DA	2278	A
25	DA	2283	C
25	DA	2287	A
25	DA	2288	A
25	DA	2289	G
25	DA	2305	A
25	DA	2306	C
25	DA	2307	G
25	DA	2308	G
25	DA	2309	A
25	DA	2311	A
25	DA	2319	G
25	DA	2320	A
25	DA	2321	G
25	DA	2325	G
25	DA	2334	G
25	DA	2336	A
25	DA	2346	A
25	DA	2347	C
25	DA	2350	C
25	DA	2379	G
25	DA	2383	G
25	DA	2385	C
25	DA	2406	U
25	DA	2410	G

*Continued on next page...*



*Continued from previous page...*

<b>Mol</b>	<b>Chain</b>	<b>Res</b>	<b>Type</b>
25	DA	2414	G
25	DA	2422	A
25	DA	2424	C
25	DA	2425	A
25	DA	2429	G
25	DA	2430	A
25	DA	2431	U
25	DA	2434	A
25	DA	2435	A
25	DA	2439	A
25	DA	2441	C
25	DA	2448	A
25	DA	2465	C
25	DA	2468	G
25	DA	2469	A
25	DA	2470	G
25	DA	2476	A
25	DA	2477	C
25	DA	2478	A
25	DA	2491	U
25	DA	2494	G
25	DA	2502	G
25	DA	2505	G
25	DA	2506	U
25	DA	2518	A
25	DA	2520	C
25	DA	2529	G
25	DA	2542	A
25	DA	2543	G
25	DA	2554	U
25	DA	2566	A
25	DA	2567	G
25	DA	2569	G
25	DA	2573	C
25	DA	2574	G
25	DA	2585	U
25	DA	2601	C
25	DA	2602	A
25	DA	2608	G
25	DA	2609	U
25	DA	2611	U
25	DA	2612	C

*Continued on next page...*



*Continued from previous page...*

Mol	Chain	Res	Type
25	DA	2613	U
25	DA	2615	U
25	DA	2630	G
25	DA	2636	U
25	DA	2641	G
25	DA	2646	C
25	DA	2663	G
25	DA	2665	A
25	DA	2683	C
25	DA	2689	U
25	DA	2690	C
25	DA	2691	C
25	DA	2702	U
25	DA	2711	A
25	DA	2712	U
25	DA	2712(A)	A
25	DA	2713	A
25	DA	2714	G
25	DA	2726	U
25	DA	2733	A
25	DA	2758	A
25	DA	2764	A
25	DA	2765	A
25	DA	2766	G
25	DA	2778	A
25	DA	2779	U
25	DA	2789	C
25	DA	2790	A
25	DA	2791	C
25	DA	2792	G
25	DA	2794(B)	U
25	DA	2794(C)	C
25	DA	2818	G
25	DA	2820	A
25	DA	2821	A
25	DA	2825	U
25	DA	2834	G
25	DA	2835	A
25	DA	2849	U
25	DA	2872	G
25	DA	2873	A
25	DA	2892	A

*Continued on next page...*



*Continued from previous page...*

Mol	Chain	Res	Type
25	DA	2894	G
26	DB	12	C
26	DB	13	A
26	DB	15	A
26	DB	32	C
26	DB	41	U
26	DB	44	G
26	DB	51	G
26	DB	52	A
26	DB	64	C
26	DB	73	A
26	DB	84	C
26	DB	87	G
26	DB	90	C
26	DB	108	C
26	DB	109	G

All (78) RNA pucker outliers are listed below:

Mol	Chain	Res	Type
1	AA	115	G
1	AA	201(C)	U
1	AA	243	A
1	AA	328	C
1	AA	428	G
1	AA	429	U
1	AA	495	A
1	AA	509	A
1	AA	560	U
1	AA	687	A
1	AA	748	C
1	AA	913	A
1	AA	991	U
1	AA	992	U
1	AA	1064	G
1	AA	1101	A
1	AA	1145	C
1	AA	1201	A
1	AA	1362(A)	C
1	AA	1504	G
25	BA	352	G
25	BA	474	G

*Continued on next page...*



*Continued from previous page...*

Mol	Chain	Res	Type
25	BA	775	G
25	BA	846	C
25	BA	896	A
25	BA	1009	A
25	BA	1022	G
25	BA	1060	U
25	BA	1210	A
25	BA	1300	U
25	BA	1379	A
25	BA	1558	A
25	BA	1786	A
25	BA	1912	A
25	BA	2202(E)	A
25	BA	2225	A
25	BA	2447	G
25	BA	2601	C
25	BA	2791	C
1	CA	115	G
1	CA	201(C)	U
1	CA	243	A
1	CA	328	C
1	CA	428	G
1	CA	429	U
1	CA	495	A
1	CA	509	A
1	CA	560	U
1	CA	687	A
1	CA	748	C
1	CA	913	A
1	CA	991	U
1	CA	992	U
1	CA	1064	G
1	CA	1101	A
1	CA	1145	C
1	CA	1201	A
1	CA	1362(A)	C
1	CA	1504	G
25	DA	352	G
25	DA	474	G
25	DA	775	G
25	DA	846	C
25	DA	896	A

*Continued on next page...*



*Continued from previous page...*

Mol	Chain	Res	Type
25	DA	1009	A
25	DA	1022	G
25	DA	1060	U
25	DA	1210	A
25	DA	1300	U
25	DA	1379	A
25	DA	1558	A
25	DA	1786	A
25	DA	1912	A
25	DA	2202(E)	A
25	DA	2225	A
25	DA	2447	G
25	DA	2601	C
25	DA	2791	C

## 5.4 Non-standard residues in protein, DNA, RNA chains ⓘ

There are no non-standard protein/DNA/RNA residues in this entry.

## 5.5 Carbohydrates ⓘ

There are no carbohydrates in this entry.

## 5.6 Ligand geometry ⓘ

Of 2414 ligands modelled in this entry, 2414 are monoatomic - leaving 0 for Mogul analysis.

There are no bond length outliers.

There are no bond angle outliers.

There are no chirality outliers.

There are no torsion outliers.

There are no ring outliers.

## 5.7 Other polymers ⓘ

There are no such residues in this entry.



## 5.8 Polymer linkage issues

There are no chain breaks in this entry.



## 6 Fit of model and data ⓘ

### 6.1 Protein, DNA and RNA chains ⓘ

In the following table, the column labelled ‘#RSRZ> 2’ contains the number (and percentage) of RSRZ outliers, followed by percent RSRZ outliers for the chain as percentile scores relative to all X-ray entries and entries of similar resolution. The OWAB column contains the minimum, median, 95<sup>th</sup> percentile and maximum values of the occupancy-weighted average B-factor per residue. The column labelled ‘Q< 0.9’ lists the number of (and percentage) of residues with an average occupancy less than 0.9.

Mol	Chain	Analysed	<RSRZ>	#RSRZ>2	OWAB(Å <sup>2</sup> )	Q<0.9
1	AA	1504/1504 (100%)	0.06	20 (1%) 74 37	46, 108, 215, 381	0
1	CA	1504/1504 (100%)	0.20	34 (2%) 57 24	48, 122, 235, 451	0
2	AV	10/10 (100%)	1.01	1 (10%) 8 4	76, 120, 198, 250	0
2	CV	10/10 (100%)	0.81	2 (20%) 2 2	74, 123, 204, 230	0
3	AW	77/77 (100%)	0.09	0 100 100	73, 106, 160, 212	0
3	CW	77/77 (100%)	0.01	0 100 100	65, 104, 140, 219	0
4	AY	362/362 (100%)	1.21	69 (19%) 2 2	72, 164, 304, 366	0
4	CY	362/362 (100%)	1.25	62 (17%) 2 2	69, 180, 326, 473	0
5	AB	234/234 (100%)	0.69	20 (8%) 11 5	84, 152, 249, 335	0
5	CB	234/234 (100%)	0.66	18 (7%) 13 6	84, 173, 267, 348	0
6	AC	206/206 (100%)	0.34	6 (2%) 49 21	69, 141, 224, 325	0
6	CC	206/206 (100%)	0.28	2 (0%) 79 44	88, 154, 252, 385	0
7	AD	208/208 (100%)	0.14	1 (0%) 88 61	46, 104, 158, 201	0
7	CD	208/208 (100%)	0.34	2 (0%) 79 44	78, 146, 224, 346	0
8	AE	151/151 (100%)	0.13	5 (3%) 44 18	61, 102, 156, 274	0
8	CE	151/151 (100%)	0.40	4 (2%) 53 21	84, 125, 202, 274	0
9	AF	101/101 (100%)	0.42	6 (5%) 22 8	92, 150, 222, 283	0
9	CF	101/101 (100%)	0.16	2 (1%) 62 28	60, 104, 157, 216	0
10	AG	155/155 (100%)	0.46	12 (7%) 13 6	81, 147, 220, 290	0
10	CG	155/155 (100%)	0.36	11 (7%) 16 6	91, 147, 209, 352	0
11	AH	138/138 (100%)	0.17	1 (0%) 84 52	58, 110, 163, 235	0
11	CH	138/138 (100%)	0.33	1 (0%) 84 52	74, 130, 191, 271	0
12	AI	127/127 (100%)	0.99	19 (14%) 3 2	94, 172, 247, 329	0
12	CI	127/127 (100%)	1.10	23 (18%) 2 2	85, 174, 242, 307	0

*Continued on next page...*



*Continued from previous page...*

Mol	Chain	Analysed	<RSRZ>	#RSRZ>2	OWAB(Å <sup>2</sup> )	Q<0.9
13	AJ	98/98 (100%)	0.84	13 (13%) 4 2	85, 172, 278, 357	0
13	CJ	98/98 (100%)	1.35	25 (25%) 1 2	86, 197, 311, 435	0
14	AK	114/114 (100%)	0.37	3 (2%) 53 21	59, 110, 172, 233	0
14	CK	114/114 (100%)	0.15	1 (0%) 81 47	55, 99, 165, 372	0
15	AL	122/122 (100%)	0.16	1 (0%) 83 49	44, 85, 148, 192	0
15	CL	122/122 (100%)	0.14	2 (1%) 68 32	48, 99, 149, 268	0
16	AM	117/117 (100%)	0.33	4 (3%) 43 17	81, 166, 258, 377	0
16	CM	117/117 (100%)	0.75	9 (7%) 13 6	109, 159, 244, 340	0
17	AN	60/60 (100%)	0.44	3 (5%) 28 10	72, 128, 174, 224	0
17	CN	60/60 (100%)	0.69	4 (6%) 17 7	80, 151, 191, 265	0
18	AO	88/88 (100%)	0.35	0 100 100	67, 109, 157, 188	0
18	CO	88/88 (100%)	0.11	0 100 100	58, 106, 146, 168	0
19	AP	83/83 (100%)	0.48	2 (2%) 56 24	65, 99, 135, 245	0
19	CP	83/83 (100%)	0.99	11 (13%) 4 2	78, 139, 192, 243	0
20	AQ	99/99 (100%)	0.26	0 100 100	63, 102, 157, 211	0
20	CQ	99/99 (100%)	0.45	1 (1%) 79 44	76, 116, 167, 283	0
21	AR	70/70 (100%)	1.21	14 (20%) 2 2	76, 134, 215, 266	0
21	CR	70/70 (100%)	0.54	3 (4%) 34 13	70, 112, 182, 225	0
22	AS	78/78 (100%)	0.90	7 (8%) 10 5	113, 164, 229, 318	0
22	CS	78/78 (100%)	1.00	12 (15%) 3 2	112, 174, 250, 339	0
23	AT	99/99 (100%)	0.55	6 (6%) 21 8	68, 115, 202, 272	0
23	CT	99/99 (100%)	0.50	5 (5%) 27 10	84, 134, 222, 336	0
24	AU	24/24 (100%)	2.26	14 (58%) 0 0	102, 150, 217, 233	0
24	CU	24/24 (100%)	2.54	14 (58%) 0 0	126, 169, 229, 236	0
25	BA	2789/2879 (96%)	-0.01	60 (2%) 59 25	36, 76, 211, 411	0
25	DA	2789/2879 (96%)	-0.07	72 (2%) 53 21	27, 65, 189, 401	0
26	BB	119/119 (100%)	0.17	0 100 100	63, 129, 186, 245	0
26	DB	119/119 (100%)	0.12	1 (0%) 83 49	73, 119, 167, 276	0
27	BD	271/271 (100%)	0.14	2 (0%) 84 52	31, 66, 114, 224	0
27	DD	271/271 (100%)	-0.05	1 (0%) 90 68	14, 56, 107, 221	0
28	BE	204/204 (100%)	0.22	2 (0%) 79 44	35, 82, 148, 377	0

*Continued on next page...*



*Continued from previous page...*

Mol	Chain	Analysed	<RSRZ>	#RSRZ>2	OWAB(Å <sup>2</sup> )	Q<0.9
28	DE	204/204 (100%)	0.02	0 100 100	29, 74, 138, 256	0
29	BF	202/202 (100%)	-0.04	1 (0%) 88 61	28, 81, 163, 345	0
29	DF	202/202 (100%)	0.07	1 (0%) 88 61	13, 69, 145, 300	0
30	BG	181/181 (100%)	0.65	9 (4%) 28 10	78, 147, 221, 323	0
30	DG	181/181 (100%)	0.42	6 (3%) 44 18	73, 136, 220, 288	0
31	BH	159/159 (100%)	0.84	15 (9%) 9 4	86, 172, 263, 376	0
31	DH	159/159 (100%)	0.12	3 (1%) 64 29	48, 100, 157, 286	0
32	BI	145/145 (100%)	1.32	31 (21%) 1 2	74, 188, 473, 559	0
32	DI	145/145 (100%)	0.42	4 (2%) 50 21	47, 118, 209, 462	0
33	BK	147/147 (100%)	3.14	91 (61%) 0 0	155, 266, 359, 430	0
33	DK	147/147 (100%)	2.55	86 (58%) 0 0	115, 275, 372, 435	0
34	BN	137/137 (100%)	0.18	1 (0%) 84 52	51, 89, 139, 220	0
34	DN	137/137 (100%)	0.01	0 100 100	37, 84, 149, 192	0
35	BO	122/122 (100%)	-0.11	0 100 100	44, 77, 121, 158	0
35	DO	122/122 (100%)	-0.13	0 100 100	31, 67, 117, 149	0
36	BP	146/146 (100%)	0.49	7 (4%) 29 12	27, 100, 201, 293	0
36	DP	146/146 (100%)	0.41	3 (2%) 60 27	23, 85, 172, 304	0
37	BQ	134/134 (100%)	0.27	2 (1%) 70 33	45, 86, 159, 419	0
37	DQ	134/134 (100%)	0.15	0 100 100	41, 83, 175, 469	0
38	BR	117/117 (100%)	0.12	0 100 100	37, 83, 141, 190	0
38	DR	117/117 (100%)	0.06	1 (0%) 81 47	32, 74, 137, 174	0
39	BS	98/98 (100%)	0.77	11 (11%) 6 3	61, 135, 212, 245	0
39	DS	98/98 (100%)	0.38	3 (3%) 47 19	72, 116, 180, 203	0
40	BT	137/137 (100%)	0.35	3 (2%) 59 25	54, 95, 195, 362	0
40	DT	137/137 (100%)	0.32	4 (2%) 49 21	34, 90, 194, 343	0
41	BU	117/117 (100%)	0.23	0 100 100	36, 73, 137, 173	0
41	DU	117/117 (100%)	0.31	2 (1%) 67 31	35, 74, 125, 363	0
42	BV	101/101 (100%)	0.04	0 100 100	49, 93, 159, 283	0
42	DV	101/101 (100%)	0.15	0 100 100	34, 96, 153, 283	0
43	BW	112/112 (100%)	-0.05	0 100 100	28, 66, 124, 378	0
43	DW	112/112 (100%)	-0.10	0 100 100	38, 66, 125, 210	0

*Continued on next page...*



Continued from previous page...

Mol	Chain	Analysed	<RSRZ>	#RSRZ>2	OWAB(Å <sup>2</sup> )	Q<0.9
44	BX	92/92 (100%)	0.02	0 100 100	61, 87, 139, 179	0
44	DX	92/92 (100%)	-0.02	0 100 100	34, 66, 106, 168	0
45	BY	100/100 (100%)	0.83	13 (13%) 4 2	46, 112, 248, 418	0
45	DY	100/100 (100%)	0.69	7 (7%) 16 6	50, 92, 223, 452	0
46	BZ	187/187 (100%)	0.38	9 (4%) 29 12	75, 130, 200, 267	0
46	DZ	187/187 (100%)	0.34	6 (3%) 45 18	56, 123, 182, 260	0
47	B0	76/76 (100%)	0.24	0 100 100	54, 84, 150, 259	0
47	D0	76/76 (100%)	0.18	1 (1%) 74 37	37, 80, 115, 238	0
48	B1	88/88 (100%)	0.27	0 100 100	46, 90, 156, 264	0
48	D1	88/88 (100%)	0.18	3 (3%) 43 17	23, 69, 147, 267	0
49	B2	62/62 (100%)	0.31	3 (4%) 29 12	67, 119, 210, 257	0
49	D2	62/62 (100%)	0.34	4 (6%) 18 7	33, 75, 176, 304	0
50	B3	59/59 (100%)	0.60	2 (3%) 43 17	52, 80, 144, 224	0
50	D3	59/59 (100%)	0.32	1 (1%) 67 31	42, 81, 143, 236	0
51	B4	30/30 (100%)	0.39	1 (3%) 44 18	107, 184, 297, 335	0
51	D4	30/30 (100%)	1.01	4 (13%) 4 2	125, 215, 272, 361	0
52	B5	52/52 (100%)	0.14	0 100 100	32, 75, 181, 213	0
52	D5	52/52 (100%)	-0.10	0 100 100	20, 77, 172, 269	0
53	B6	44/44 (100%)	4.74	41 (93%) 0 0	118, 225, 304, 330	0
53	D6	44/44 (100%)	3.61	37 (84%) 0 0	136, 208, 276, 330	0
54	B7	48/48 (100%)	0.49	3 (6%) 19 8	35, 60, 131, 156	0
54	D7	48/48 (100%)	0.23	1 (2%) 60 27	19, 36, 94, 156	0
55	B8	63/63 (100%)	0.29	0 100 100	38, 78, 155, 190	0
55	D8	63/63 (100%)	0.13	0 100 100	33, 62, 142, 213	0
All	All	21328/21508 (99%)	0.30	1033 (4%) 29 12	13, 103, 238, 559	0

All (1033) RSRZ outliers are listed below:

Mol	Chain	Res	Type	RSRZ
1	AA	68(N)	U	14.9
1	AA	68(M)	U	14.2
33	DK	6	ALA	12.6
33	DK	1	MET	12.4
4	CY	91	GLU	11.9

Continued on next page...



*Continued from previous page...*

<b>Mol</b>	<b>Chain</b>	<b>Res</b>	<b>Type</b>	<b>RSRZ</b>
53	B6	40	CYS	11.4
33	BK	141	ALA	11.3
1	AA	68(L)	U	11.1
4	AY	91	GLU	10.9
33	BK	135	GLY	10.8
4	CY	93	PRO	10.5
32	BI	86	THR	10.5
53	D6	13	CYS	10.5
4	CY	55	PRO	10.0
25	BA	2794(C)	C	9.9
4	CY	94	ALA	9.8
29	DF	207	GLY	9.5
33	BK	18	THR	9.3
33	BK	66	THR	9.1
33	BK	17	ALA	9.0
53	B6	49	HIS	9.0
1	AA	68(J)	G	8.9
45	BY	53	PRO	8.7
53	B6	50	ARG	8.7
4	CY	92	LEU	8.6
32	BI	85	GLU	8.6
33	BK	19	PRO	8.6
25	BA	1087	G	8.5
4	AY	47	GLU	8.4
4	CY	51	LEU	8.4
53	D6	36	LEU	8.3
53	B6	39	TYR	8.2
53	B6	41	PRO	8.2
13	CJ	72	VAL	8.0
25	DA	1093	G	8.0
1	CA	68(O)	A	8.0
33	DK	15	GLY	7.8
25	BA	2794(B)	U	7.8
53	B6	16	CYS	7.6
4	AY	56	GLU	7.6
33	BK	27	LEU	7.5
4	AY	376	GLU	7.5
53	B6	51	GLU	7.5
53	B6	17	LYS	7.5
25	DA	270(O)	U	7.3
53	D6	51	GLU	7.2
33	BK	30	HIS	7.2

*Continued on next page...*



*Continued from previous page...*

Mol	Chain	Res	Type	RSRZ
45	DY	53	PRO	7.1
25	DA	271(N)	G	7.1
4	CY	53	ASN	7.0
53	B6	13	CYS	7.0
33	BK	78	ILE	6.9
33	BK	140	GLY	6.9
53	B6	47	THR	6.8
33	BK	77	LEU	6.8
33	BK	2	LYS	6.8
25	BA	1080	C	6.8
4	AY	45	ARG	6.7
4	CY	52	TRP	6.7
33	BK	29	GLN	6.7
2	AV	24	A	6.7
53	B6	12	GLU	6.7
33	DK	14	ALA	6.6
32	BI	121	LYS	6.6
1	CA	68(Q)	U	6.5
13	CJ	73	ASP	6.5
10	CG	84	ASN	6.4
25	BA	270(O)	U	6.3
1	AA	68(K)	U	6.3
25	DA	1536	A	6.2
33	BK	57	ILE	6.2
25	DA	1082	U	6.2
45	DY	52	SER	6.2
12	CI	8	GLY	6.1
33	BK	137	GLU	6.1
53	B6	38	LYS	6.1
25	BA	271(N)	G	6.1
4	CY	56	GLU	6.1
33	DK	5	VAL	6.1
33	DK	125	ARG	6.0
33	DK	111	LYS	6.0
1	CA	68(J)	G	6.0
10	CG	85	TYR	6.0
33	BK	100	THR	6.0
26	DB	52	A	5.9
1	CA	68(R)	C	5.9
33	BK	142	PRO	5.9
25	DA	1535	U	5.9
25	BA	2794(D)	A	5.9

*Continued on next page...*



*Continued from previous page...*

Mol	Chain	Res	Type	RSRZ
45	BY	52	SER	5.8
33	DK	84	LEU	5.7
30	BG	86	MET	5.7
33	BK	95	LYS	5.7
53	D6	37	ARG	5.7
36	BP	150	ALA	5.6
25	DA	2794(D)	A	5.6
33	DK	16	LYS	5.6
33	DK	124	ALA	5.6
25	BA	271(C)	U	5.6
22	AS	81	ARG	5.6
5	AB	48	MET	5.5
1	CA	68(P)	C	5.5
33	BK	11	GLN	5.5
32	BI	118	LYS	5.5
53	B6	48	VAL	5.4
53	B6	26	ASN	5.4
4	CY	314	GLU	5.4
53	B6	45	LYS	5.3
4	AY	89	MET	5.3
33	BK	1	MET	5.3
1	AA	1028(D)	C	5.3
53	B6	36	LEU	5.3
50	B3	1	MET	5.3
33	BK	136	VAL	5.3
13	CJ	71	LEU	5.3
25	BA	1083	U	5.3
25	DA	2794(E)	A	5.3
13	CJ	5	ARG	5.3
33	BK	96	VAL	5.3
53	B6	44	ARG	5.3
32	BI	101	LEU	5.2
4	AY	46	LEU	5.2
45	DY	59	GLY	5.2
33	BK	99	ILE	5.2
53	B6	37	ARG	5.2
33	DK	83	GLY	5.2
51	D4	58	TYR	5.2
25	BA	271(S)	C	5.1
53	D6	39	TYR	5.1
4	AY	59	ARG	5.1
32	BI	119	PRO	5.1

*Continued on next page...*



*Continued from previous page...*

<b>Mol</b>	<b>Chain</b>	<b>Res</b>	<b>Type</b>	<b>RSRZ</b>
33	DK	48	MET	5.1
25	DA	276	C	5.1
33	DK	89	HIS	5.1
53	D6	24	GLU	5.1
10	CG	79	ARG	5.1
25	BA	2894	G	5.0
12	CI	4	TYR	5.0
47	D0	85	ALA	5.0
53	B6	43	CYS	4.9
10	CG	82	GLY	4.9
24	CU	5	ASP	4.9
33	BK	70	LYS	4.9
53	D6	38	LYS	4.9
4	CY	45	ARG	4.9
4	AY	58	ALA	4.9
33	DK	22	PRO	4.9
33	DK	30	HIS	4.9
4	CY	90	GLU	4.9
32	BI	82	ARG	4.8
53	D6	19	ARG	4.8
33	BK	7	VAL	4.8
4	CY	95	GLU	4.8
33	BK	55	VAL	4.8
10	AG	79	ARG	4.8
4	AY	95	GLU	4.8
24	AU	24	ARG	4.8
33	BK	56	GLU	4.8
32	BI	109	ILE	4.8
32	BI	87	LYS	4.8
33	DK	113	PRO	4.8
28	BE	204	ALA	4.8
40	DT	136	GLN	4.7
32	BI	72	LEU	4.7
53	B6	24	GLU	4.7
53	D6	47	THR	4.7
25	DA	2794(C)	C	4.7
33	DK	114	ASP	4.7
4	AY	94	ALA	4.7
1	CA	68(K)	U	4.7
25	BA	1067	A	4.7
53	B6	35	GLU	4.7
25	DA	1080	C	4.7

*Continued on next page...*



*Continued from previous page...*

Mol	Chain	Res	Type	RSRZ
25	DA	1088	A	4.7
33	BK	80	LYS	4.7
32	BI	100	ALA	4.7
25	BA	2794(E)	A	4.7
53	D6	49	HIS	4.6
4	CY	61	VAL	4.6
25	DA	1506(B)	A	4.6
23	CT	106	ALA	4.6
25	BA	1104	C	4.6
33	BK	79	ARG	4.6
4	CY	57	ALA	4.6
1	CA	1028(D)	C	4.6
4	CY	102	PRO	4.6
53	B6	31	PRO	4.6
1	CA	68(S)	C	4.5
12	CI	9	ARG	4.5
33	BK	60	TYR	4.5
5	AB	7	VAL	4.5
33	BK	22	PRO	4.5
4	CY	89	MET	4.5
53	D6	35	GLU	4.5
33	BK	32	ALA	4.5
33	BK	6	ALA	4.5
12	CI	5	TYR	4.4
12	AI	15	ALA	4.4
1	CA	68(L)	U	4.4
25	DA	2803	C	4.4
33	BK	126	MET	4.4
4	CY	200	HIS	4.4
53	B6	42	TRP	4.4
10	AG	85	TYR	4.4
25	BA	1089	G	4.4
1	AA	1257	U	4.4
33	DK	86	LYS	4.4
12	CI	7	THR	4.4
33	BK	138	VAL	4.3
4	AY	92	LEU	4.3
13	CJ	6	ILE	4.3
13	CJ	4	ILE	4.3
25	BA	1082	U	4.3
33	BK	97	GLY	4.3
4	AY	55	PRO	4.3

*Continued on next page...*



*Continued from previous page...*

Mol	Chain	Res	Type	RSRZ
33	BK	28	GLY	4.3
12	CI	19	LEU	4.3
33	DK	85	GLU	4.3
53	B6	14	THR	4.3
33	DK	47	ASN	4.3
5	CB	133	LYS	4.2
33	BK	33	ASN	4.2
32	DI	89	TYR	4.2
33	BK	104	VAL	4.2
25	BA	1081	U	4.2
53	D6	50	ARG	4.2
33	BK	21	PRO	4.2
53	D6	26	ASN	4.2
12	AI	9	ARG	4.1
33	BK	26	ALA	4.1
33	BK	139	VAL	4.1
33	DK	112	MET	4.1
13	CJ	74	ILE	4.1
10	CG	83	ALA	4.1
10	AG	80	VAL	4.1
33	BK	69	THR	4.1
12	AI	61	ALA	4.1
4	AY	90	GLU	4.1
33	BK	3	LYS	4.1
33	BK	65	PHE	4.1
4	AY	48	ASP	4.1
1	AA	1129	C	4.1
4	CY	311	LEU	4.1
53	D6	43	CYS	4.1
4	AY	57	ALA	4.0
32	BI	145	VAL	4.0
53	D6	21	TYR	4.0
4	AY	51	LEU	4.0
25	BA	2794(A)	G	4.0
25	BA	1535	U	4.0
53	D6	34	LEU	4.0
4	AY	375	VAL	4.0
53	D6	20	ASN	4.0
25	BA	2790	A	4.0
13	CJ	75	ILE	4.0
25	DA	1092	C	4.0
4	AY	38	ARG	4.0

*Continued on next page...*



*Continued from previous page...*

Mol	Chain	Res	Type	RSRZ
4	AY	60	LYS	4.0
4	CY	201	ARG	4.0
13	CJ	8	LEU	4.0
16	CM	4	ILE	4.0
21	AR	31	LEU	4.0
24	AU	25	LYS	4.0
25	BA	1046	A	3.9
4	CY	316	ARG	3.9
33	BK	127	ILE	3.9
33	BK	71	THR	3.9
19	CP	34	GLU	3.9
33	DK	88	ALA	3.9
10	CG	5	ARG	3.9
32	BI	122	GLU	3.9
4	AY	42	LEU	3.9
33	DK	12	LEU	3.9
4	AY	63	GLN	3.9
9	AF	101	ALA	3.9
24	CU	25	LYS	3.9
12	CI	46	ALA	3.8
25	DA	357(E)	U	3.8
33	DK	80	LYS	3.8
1	CA	68(N)	U	3.8
1	CA	1129	C	3.8
32	BI	108	THR	3.8
30	BG	2	PRO	3.8
4	AY	43	GLU	3.8
12	CI	2	GLU	3.8
33	DK	108	ALA	3.8
25	DA	2896	C	3.8
33	BK	68	VAL	3.8
16	CM	30	ALA	3.8
45	BY	50	ARG	3.8
13	CJ	36	GLY	3.8
33	BK	102	GLU	3.8
13	CJ	70	ARG	3.7
53	D6	11	LEU	3.7
4	AY	377	ALA	3.7
33	BK	24	GLY	3.7
12	CI	20	ARG	3.7
33	DK	23	VAL	3.7
25	BA	2793	G	3.7

*Continued on next page...*



*Continued from previous page...*

Mol	Chain	Res	Type	RSRZ
4	CY	58	ALA	3.7
25	DA	1089	G	3.7
33	BK	58	THR	3.7
25	BA	1093	G	3.7
25	DA	2802	G	3.7
25	DA	2894	G	3.7
53	B6	34	LEU	3.7
45	BY	51	VAL	3.7
4	AY	44	ARG	3.7
53	B6	25	LYS	3.7
4	CY	63	GLN	3.7
45	BY	79	CYS	3.7
25	BA	1090	U	3.7
32	BI	81	VAL	3.7
54	B7	48	LYS	3.6
10	AG	84	ASN	3.6
33	DK	82	ALA	3.6
25	DA	1067	A	3.6
4	AY	346	PRO	3.6
30	BG	69	ALA	3.6
33	DK	77	LEU	3.6
33	BK	10	LEU	3.6
24	AU	23	PRO	3.6
14	CK	12	ARG	3.6
33	BK	46	ALA	3.6
53	D6	42	TRP	3.6
31	BH	27	LYS	3.6
24	CU	7	ARG	3.6
24	CU	2	GLY	3.6
19	CP	18	ARG	3.6
53	D6	22	ALA	3.6
24	CU	12	LYS	3.6
53	D6	31	PRO	3.6
33	DK	7	VAL	3.6
4	CY	360	ALA	3.5
25	BA	1045	A	3.5
25	DA	1090	U	3.5
49	B2	43	GLN	3.5
4	CY	377	ALA	3.5
25	DA	2804	C	3.5
54	B7	47	ARG	3.5
4	AY	93	PRO	3.5

*Continued on next page...*



*Continued from previous page...*

Mol	Chain	Res	Type	RSRZ
33	DK	56	GLU	3.5
53	D6	12	GLU	3.5
49	D2	15	LYS	3.5
13	CJ	35	SER	3.5
24	CU	4	GLY	3.5
33	BK	25	PRO	3.5
31	BH	101	ARG	3.5
33	BK	31	GLY	3.5
53	D6	46	HIS	3.5
32	BI	120	ILE	3.5
33	DK	79	ARG	3.5
25	DA	6	A	3.5
4	AY	86	LEU	3.5
29	BF	207	GLY	3.5
19	CP	12	LYS	3.5
33	BK	94	GLU	3.5
25	BA	1086	A	3.5
53	B6	30	THR	3.5
5	CB	12	GLU	3.5
4	AY	327	TYR	3.5
32	BI	1	MET	3.5
46	BZ	169	GLU	3.4
39	BS	39	ILE	3.4
25	DA	1173	A	3.4
24	CU	6	ARG	3.4
25	BA	1084	A	3.4
53	B6	15	GLU	3.4
10	CG	80	VAL	3.4
16	AM	94	ARG	3.4
21	AR	23	LYS	3.4
5	AB	203	GLY	3.4
1	AA	68(O)	A	3.4
32	BI	111	PRO	3.4
51	D4	49	GLU	3.4
53	B6	46	HIS	3.4
53	D6	17	LYS	3.4
4	CY	59	ARG	3.4
4	CY	312	ARG	3.4
33	DK	121	GLU	3.4
25	DA	1087	G	3.4
4	AY	335	LYS	3.4
32	BI	36	ALA	3.4

*Continued on next page...*



*Continued from previous page...*

Mol	Chain	Res	Type	RSRZ
25	DA	271(C)	U	3.4
24	AU	22	ARG	3.4
33	DK	145	LYS	3.4
49	B2	5	GLU	3.4
12	AI	19	LEU	3.4
45	BY	87	LYS	3.3
33	DK	49	GLY	3.3
10	CG	78	ARG	3.3
19	CP	1	MET	3.3
25	DA	1537	C	3.3
25	DA	1026	U	3.3
33	DK	94	GLU	3.3
25	DA	11	G	3.3
33	BK	44	ALA	3.3
25	BA	2794	C	3.3
10	CG	3	ARG	3.3
21	AR	43	PHE	3.3
24	CU	17	THR	3.3
25	BA	2802	G	3.3
25	DA	2793	G	3.3
53	B6	11	LEU	3.3
5	AB	12	GLU	3.3
12	AI	62	TYR	3.3
1	AA	1028(E)	G	3.3
4	CY	54	ASP	3.3
33	BK	23	VAL	3.3
13	AJ	72	VAL	3.3
33	DK	31	GLY	3.3
33	DK	51	ALA	3.3
10	CG	4	ARG	3.3
32	BI	123	LEU	3.3
33	BK	12	LEU	3.3
12	CI	90	PRO	3.2
12	AI	8	GLY	3.2
33	BK	88	ALA	3.2
33	DK	110	GLN	3.2
32	DI	88	ILE	3.2
33	DK	76	TYR	3.2
53	D6	9	LEU	3.2
10	AG	78	ARG	3.2
25	DA	1081	U	3.2
25	BA	2803	C	3.2

*Continued on next page...*



*Continued from previous page...*

<b>Mol</b>	<b>Chain</b>	<b>Res</b>	<b>Type</b>	<b>RSRZ</b>
33	DK	95	LYS	3.2
4	CY	315	VAL	3.2
25	BA	1112	G	3.2
25	BA	1173	A	3.2
4	CY	353	ASP	3.2
4	CY	60	LYS	3.2
33	DK	13	PRO	3.2
33	DK	3	LYS	3.2
4	AY	103	GLU	3.2
4	CY	50	SER	3.2
25	BA	1088	A	3.2
25	DA	1534	G	3.2
4	AY	97	ARG	3.2
33	DK	98	ARG	3.2
13	CJ	83	GLU	3.1
25	DA	1073	A	3.1
33	BK	72	PRO	3.1
4	CY	378	GLU	3.1
25	DA	155(C)	U	3.1
25	DA	2895	U	3.1
33	DK	134	MET	3.1
33	DK	17	ALA	3.1
31	DH	116	GLU	3.1
4	CY	192	LEU	3.1
22	CS	71	LEU	3.1
25	DA	2402	C	3.1
33	DK	70	LYS	3.1
22	CS	40	ILE	3.1
25	DA	1086	A	3.1
46	BZ	28	MET	3.1
45	DY	51	VAL	3.1
53	D6	10	LEU	3.1
4	AY	374	GLU	3.1
27	BD	35	LYS	3.1
33	DK	127	ILE	3.1
13	AJ	34	VAL	3.1
49	D2	16	LEU	3.1
33	BK	8	VAL	3.0
32	BI	68	LEU	3.0
33	DK	11	GLN	3.0
33	BK	85	GLU	3.0
12	CI	62	TYR	3.0

*Continued on next page...*



*Continued from previous page...*

<b>Mol</b>	<b>Chain</b>	<b>Res</b>	<b>Type</b>	<b>RSRZ</b>
4	AY	160	GLN	3.0
4	AY	52	TRP	3.0
5	CB	96	ARG	3.0
25	DA	1057	A	3.0
31	BH	32	GLU	3.0
53	B6	29	ASN	3.0
32	DI	80	PRO	3.0
5	CB	29	ALA	3.0
25	BA	2896	C	3.0
21	AR	22	VAL	3.0
53	B6	27	LYS	3.0
33	DK	57	ILE	3.0
36	BP	149	GLU	3.0
33	DK	118	THR	3.0
33	BK	40	ALA	3.0
4	CY	309	LYS	3.0
23	AT	98	PRO	3.0
16	CM	19	LEU	3.0
53	B6	33	LYS	3.0
31	BH	31	GLY	3.0
32	BI	61	ARG	3.0
33	DK	126	MET	3.0
33	DK	4	VAL	3.0
45	BY	59	GLY	3.0
4	CY	342	MET	3.0
24	CU	21	TYR	3.0
19	CP	5	ARG	3.0
53	D6	48	VAL	3.0
41	DU	118	GLY	3.0
21	AR	62	GLU	3.0
4	AY	85	LEU	2.9
24	CU	18	TYR	2.9
1	CA	68(M)	U	2.9
33	BK	61	ALA	2.9
4	AY	342	MET	2.9
53	D6	41	PRO	2.9
46	BZ	160	GLY	2.9
22	CS	61	TYR	2.9
25	DA	2794(B)	U	2.9
27	DD	26	LYS	2.9
41	DU	117	GLN	2.9
4	AY	40	LYS	2.9

*Continued on next page...*



*Continued from previous page...*

Mol	Chain	Res	Type	RSRZ
4	CY	17	ASN	2.9
4	CY	101	LYS	2.9
33	BK	59	ILE	2.9
25	BA	896	A	2.9
4	AY	82	LEU	2.9
31	BH	18	GLU	2.9
13	AJ	33	GLN	2.9
25	BA	271(R)	C	2.9
32	BI	103	ARG	2.9
21	AR	32	ARG	2.9
50	D3	1	MET	2.9
4	AY	372	THR	2.9
5	AB	41	ILE	2.9
4	AY	41	GLU	2.9
53	B6	19	ARG	2.9
25	DA	1077	A	2.9
6	CC	206	GLU	2.9
27	BD	26	LYS	2.9
1	CA	136	C	2.9
1	CA	1362(A)	C	2.9
21	AR	78	LEU	2.9
4	CY	199	VAL	2.9
30	DG	2	PRO	2.9
33	DK	104	VAL	2.9
24	AU	17	THR	2.9
1	CA	1362	C	2.8
33	BK	54	PRO	2.8
33	BK	43	ALA	2.8
31	BH	25	LYS	2.8
53	D6	52	VAL	2.8
25	BA	1058	G	2.8
13	CJ	99	LYS	2.8
25	BA	1061	U	2.8
25	BA	1113	U	2.8
4	AY	87	GLU	2.8
6	AC	81	GLY	2.8
23	AT	83	ARG	2.8
12	AI	26	VAL	2.8
25	DA	271(Q)	A	2.8
33	DK	71	THR	2.8
12	AI	65	VAL	2.8
17	CN	2	ALA	2.8

*Continued on next page...*



*Continued from previous page...*

Mol	Chain	Res	Type	RSRZ
5	AB	122	PHE	2.8
16	CM	2	ALA	2.8
25	DA	2897	U	2.8
33	BK	20	ALA	2.8
24	AU	18	TYR	2.8
33	DK	136	VAL	2.8
1	CA	977	A	2.8
33	BK	89	HIS	2.8
30	DG	137	GLU	2.8
39	BS	95	HIS	2.8
53	D6	45	LYS	2.8
25	DA	277	A	2.8
33	BK	37	PHE	2.8
33	BK	143	GLU	2.8
45	BY	86	ARG	2.8
17	CN	11	LYS	2.8
5	AB	231	GLU	2.8
17	CN	8	GLU	2.8
30	BG	21	ARG	2.8
30	DG	176	LEU	2.7
23	CT	103	GLY	2.7
14	AK	50	TYR	2.7
33	BK	109	LYS	2.7
8	CE	24	ARG	2.7
25	DA	1084	A	2.7
53	D6	16	CYS	2.7
30	BG	87	PRO	2.7
51	D4	41	ILE	2.7
10	AG	82	GLY	2.7
4	CY	160	GLN	2.7
15	CL	27	LYS	2.7
16	AM	19	LEU	2.7
48	D1	27	GLU	2.7
33	DK	10	LEU	2.7
24	CU	24	ARG	2.7
4	CY	103	GLU	2.7
40	DT	1	MET	2.7
53	D6	40	CYS	2.7
5	CB	132	LYS	2.7
22	CS	48	THR	2.7
33	DK	18	THR	2.7
12	AI	3	GLN	2.7

*Continued on next page...*



*Continued from previous page...*

Mol	Chain	Res	Type	RSRZ
53	D6	14	THR	2.7
33	BK	98	ARG	2.7
12	CI	17	VAL	2.7
40	DT	115	ARG	2.7
33	BK	14	ALA	2.7
33	DK	78	ILE	2.7
19	CP	35	LYS	2.7
23	AT	99	LEU	2.7
33	DK	26	ALA	2.7
6	AC	79	ARG	2.6
21	AR	47	THR	2.6
33	DK	27	LEU	2.6
5	CB	18	GLY	2.6
8	CE	118	ILE	2.6
12	AI	63	ILE	2.6
4	CY	42	LEU	2.6
22	AS	74	PHE	2.6
53	D6	23	THR	2.6
5	CB	239	VAL	2.6
24	AU	10	ARG	2.6
33	BK	81	ALA	2.6
45	DY	86	ARG	2.6
53	B6	28	ARG	2.6
4	AY	61	VAL	2.6
36	BP	110	TYR	2.6
40	BT	129	ARG	2.6
25	DA	2794(A)	G	2.6
21	AR	44	LEU	2.6
45	BY	2	ARG	2.6
1	CA	201(C)	U	2.6
12	AI	14	VAL	2.6
25	DA	2794	C	2.6
33	DK	28	GLY	2.6
33	DK	50	ASP	2.6
33	DK	115	LEU	2.6
16	CM	97	PRO	2.6
23	CT	100	ILE	2.6
1	CA	1003	G	2.6
4	AY	99	ALA	2.6
31	BH	58	GLU	2.6
4	AY	64	GLU	2.6
4	AY	353	ASP	2.6

*Continued on next page...*



*Continued from previous page...*

Mol	Chain	Res	Type	RSRZ
23	CT	60	GLU	2.6
5	AB	118	LEU	2.6
1	CA	1286	A	2.6
5	CB	7	VAL	2.6
31	DH	170	ARG	2.6
12	CI	3	GLN	2.6
25	BA	2895	U	2.6
33	DK	123	ALA	2.6
25	BA	1026	U	2.6
45	DY	2	ARG	2.5
4	CY	313	GLY	2.5
25	DA	645	C	2.5
4	AY	200	HIS	2.5
12	CI	6	GLY	2.5
46	DZ	28	MET	2.5
5	AB	40	HIS	2.5
24	AU	11	GLY	2.5
5	CB	44	LEU	2.5
10	AG	88	PRO	2.5
8	AE	19	MET	2.5
33	BK	93	ARG	2.5
4	AY	49	PRO	2.5
33	BK	9	LYS	2.5
33	DK	52	ILE	2.5
10	AG	5	ARG	2.5
13	CJ	9	ARG	2.5
25	BA	2897	U	2.5
12	CI	15	ALA	2.5
33	DK	141	ALA	2.5
6	CC	101	LEU	2.5
12	AI	85	LEU	2.5
25	DA	1072	C	2.5
25	DA	1078	U	2.5
25	DA	1095	A	2.5
4	CY	331	LYS	2.5
9	AF	92	LYS	2.5
1	CA	1025	U	2.5
33	BK	41	PHE	2.5
39	DS	37	ALA	2.5
4	CY	29	ILE	2.5
33	BK	134	MET	2.5
45	BY	88	LYS	2.5

*Continued on next page...*



*Continued from previous page...*

Mol	Chain	Res	Type	RSRZ
1	CA	983	A	2.5
16	CM	46	LYS	2.5
25	BA	1044	G	2.5
33	DK	65	PHE	2.5
12	AI	2	GLU	2.5
51	B4	54	LYS	2.5
8	AE	18	ARG	2.5
13	AJ	4	ILE	2.5
53	D6	28	ARG	2.5
12	AI	64	THR	2.5
39	BS	37	ALA	2.5
25	DA	12	U	2.5
8	AE	20	GLN	2.4
12	AI	4	TYR	2.4
21	AR	83	GLU	2.4
46	BZ	162	GLU	2.4
5	CB	30	ARG	2.4
17	CN	12	ARG	2.4
4	AY	96	GLU	2.4
13	CJ	38	ILE	2.4
15	AL	18	ARG	2.4
51	D4	57	ILE	2.4
5	AB	207	ALA	2.4
13	CJ	80	LYS	2.4
1	CA	66	G	2.4
33	DK	29	GLN	2.4
5	AB	36	ARG	2.4
22	CS	81	ARG	2.4
33	DK	19	PRO	2.4
4	AY	334	VAL	2.4
21	AR	24	ALA	2.4
33	BK	34	ILE	2.4
19	CP	17	TYR	2.4
1	AA	1531	A	2.4
17	AN	14	PRO	2.4
19	AP	17	TYR	2.4
39	BS	36	TYR	2.4
4	AY	65	ALA	2.4
13	CJ	22	LYS	2.4
36	BP	121	LYS	2.4
4	AY	219	ALA	2.4
12	CI	88	TYR	2.4

*Continued on next page...*



*Continued from previous page...*

<b>Mol</b>	<b>Chain</b>	<b>Res</b>	<b>Type</b>	<b>RSRZ</b>
23	AT	103	GLY	2.4
25	DA	1066	U	2.4
31	BH	105	LEU	2.4
22	CS	28	LYS	2.4
23	CT	104	LEU	2.4
1	AA	1130	A	2.4
4	CY	99	ALA	2.4
10	CG	81	GLY	2.4
25	DA	2892	A	2.4
25	BA	270(P)	C	2.4
33	BK	125	ARG	2.4
4	AY	102	PRO	2.4
32	BI	35	LEU	2.4
25	BA	1085	A	2.4
25	BA	1103	A	2.4
25	DA	1094	U	2.4
1	AA	1397	C	2.4
5	CB	13	ALA	2.4
13	CJ	39	PRO	2.4
24	CU	11	GLY	2.4
33	DK	54	PRO	2.4
33	DK	120	LEU	2.4
33	DK	142	PRO	2.4
22	CS	47	HIS	2.4
22	AS	44	MET	2.4
25	DA	2805	G	2.4
33	DK	87	GLY	2.4
4	CY	241	ARG	2.4
4	CY	275	CYS	2.4
53	B6	9	LEU	2.4
12	AI	46	ALA	2.4
10	AG	115	ARG	2.4
4	CY	281	GLN	2.4
25	DA	7	G	2.4
4	CY	333	TYR	2.4
11	CH	102	ARG	2.4
1	AA	1440(I)	A	2.4
4	AY	198	GLY	2.3
6	AC	85	ARG	2.3
12	CI	16	ARG	2.3
45	DY	50	ARG	2.3
53	B6	18	ARG	2.3

*Continued on next page...*



*Continued from previous page...*

Mol	Chain	Res	Type	RSRZ
53	B6	21	TYR	2.3
25	DA	357(D)	G	2.3
32	BI	97	ILE	2.3
5	AB	43	ASP	2.3
53	B6	20	ASN	2.3
8	AE	14	ARG	2.3
37	BQ	91	GLU	2.3
46	DZ	80	ARG	2.3
7	CD	181	MET	2.3
22	CS	41	VAL	2.3
25	BA	2792	G	2.3
40	BT	1	MET	2.3
4	CY	310	ALA	2.3
49	D2	12	GLU	2.3
4	AY	245	MET	2.3
21	AR	88	LYS	2.3
22	CS	70	LYS	2.3
4	AY	241	ARG	2.3
19	CP	38	TYR	2.3
53	B6	23	THR	2.3
5	AB	214	ILE	2.3
5	CB	42	ILE	2.3
24	AU	5	ASP	2.3
21	CR	88	LYS	2.3
5	AB	137	ARG	2.3
12	CI	18	PHE	2.3
16	AM	96	LEU	2.3
32	BI	91	SER	2.3
4	AY	53	ASN	2.3
9	CF	94	GLN	2.3
12	CI	85	LEU	2.3
32	BI	20	ASP	2.3
36	DP	150	ALA	2.3
39	BS	88	ASP	2.3
22	AS	55	LYS	2.3
19	CP	4	ILE	2.3
1	CA	838(C)	U	2.3
25	DA	1083	U	2.3
33	DK	72	PRO	2.3
45	BY	58	GLY	2.3
33	BK	63	ARG	2.3
22	CS	62	ILE	2.3

*Continued on next page...*



*Continued from previous page...*

Mol	Chain	Res	Type	RSRZ
53	B6	22	ALA	2.3
13	AJ	66	ARG	2.3
1	CA	1125	U	2.3
33	DK	81	ALA	2.3
36	BP	148	LEU	2.3
13	AJ	74	ILE	2.3
13	CJ	28	ARG	2.3
31	BH	111	HIS	2.3
19	AP	7	ALA	2.3
10	AG	156	TRP	2.3
45	BY	91	GLU	2.3
7	AD	42	GLN	2.3
16	CM	98	VAL	2.3
46	BZ	118	GLN	2.3
48	D1	28	GLY	2.3
1	CA	1149	C	2.3
13	AJ	99	LYS	2.3
24	AU	14	TRP	2.3
24	CU	3	LYS	2.3
1	CA	935	A	2.3
13	CJ	87	THR	2.3
5	AB	187	LEU	2.3
25	BA	270(K)	C	2.3
25	BA	2804	C	2.3
25	DA	1061	U	2.3
39	BS	49	VAL	2.3
1	CA	1002	G	2.2
13	AJ	5	ARG	2.2
39	BS	97	ARG	2.2
2	CV	15	A	2.2
25	BA	6	A	2.2
22	AS	41	VAL	2.2
45	BY	99	CYS	2.2
16	CM	27	LYS	2.2
33	DK	75	SER	2.2
24	AU	9	ARG	2.2
25	BA	2402	C	2.2
46	DZ	87	ASP	2.2
5	AB	163	PHE	2.2
1	CA	1117	G	2.2
17	AN	2	ALA	2.2
33	DK	106	GLU	2.2

*Continued on next page...*



*Continued from previous page...*

Mol	Chain	Res	Type	RSRZ
49	B2	3	LEU	2.2
4	AY	175	ALA	2.2
22	CS	29	ARG	2.2
40	DT	93	ARG	2.2
13	CJ	79	ARG	2.2
16	AM	30	ALA	2.2
31	BH	59	ARG	2.2
46	BZ	27	VAL	2.2
46	BZ	97	GLU	2.2
6	AC	188	LEU	2.2
16	CM	16	ASP	2.2
17	AN	12	ARG	2.2
36	DP	148	LEU	2.2
25	BA	645	C	2.2
13	CJ	26	ALA	2.2
6	AC	80	GLY	2.2
9	CF	95	GLU	2.2
15	CL	125	LYS	2.2
23	AT	86	ARG	2.2
25	DA	508	G	2.2
1	AA	994	A	2.2
2	CV	23	A	2.2
33	DK	25	PRO	2.2
36	BP	87	ASP	2.2
21	AR	46	GLU	2.2
9	AF	94	GLN	2.2
46	DZ	9	TYR	2.2
32	BI	128	LEU	2.2
1	CA	1028(E)	G	2.2
1	CA	1440(C)	G	2.2
25	BA	2893	G	2.2
1	CA	1440(I)	A	2.2
22	AS	75	ALA	2.2
33	DK	55	VAL	2.2
39	BS	58	LEU	2.2
13	AJ	75	ILE	2.2
46	DZ	27	VAL	2.2
28	BE	58	ARG	2.2
30	BG	72	ARG	2.2
34	BN	84	ARG	2.2
24	AU	2	GLY	2.2
25	BA	271(T)	G	2.2

*Continued on next page...*



*Continued from previous page...*

Mol	Chain	Res	Type	RSRZ
33	DK	140	GLY	2.2
4	AY	88	LEU	2.2
19	CP	11	SER	2.2
22	AS	49	ILE	2.2
32	BI	127	VAL	2.2
33	BK	64	SER	2.2
5	AB	95	GLN	2.2
4	AY	143	CYS	2.2
12	AI	66	ARG	2.2
33	BK	38	VAL	2.2
12	CI	87	GLN	2.2
30	DG	86	MET	2.2
33	DK	45	THR	2.2
46	BZ	171	ILE	2.2
4	CY	332	ASN	2.2
39	BS	52	SER	2.2
4	AY	177	ILE	2.2
4	AY	324	ILE	2.2
25	DA	1076	C	2.1
13	CJ	34	VAL	2.1
33	BK	128	ALA	2.1
30	DG	34	LEU	2.1
4	CY	327	TYR	2.1
33	BK	4	VAL	2.1
1	AA	1138	G	2.1
4	AY	243	ASP	2.1
5	CB	215	LEU	2.1
8	CE	88	LYS	2.1
31	BH	64	LEU	2.1
33	BK	45	THR	2.1
33	DK	146	ASP	2.1
25	BA	2791	C	2.1
46	DZ	88	PHE	2.1
31	BH	67	LEU	2.1
48	D1	81	ARG	2.1
22	CS	75	ALA	2.1
4	AY	100	LEU	2.1
4	CY	305	GLU	2.1
33	DK	46	ALA	2.1
5	AB	42	ILE	2.1
30	BG	82	LEU	2.1
1	AA	1123	A	2.1

*Continued on next page...*



*Continued from previous page...*

Mol	Chain	Res	Type	RSRZ
19	CP	19	ILE	2.1
25	DA	1046	A	2.1
25	DA	1098	A	2.1
53	D6	25	LYS	2.1
4	CY	370	GLN	2.1
4	AY	18	ALA	2.1
31	BH	96	ALA	2.1
25	DA	1075	C	2.1
4	CY	373	GLU	2.1
24	AU	3	LYS	2.1
32	BI	84	GLY	2.1
13	AJ	21	GLN	2.1
20	CQ	17	LYS	2.1
25	BA	1098	A	2.1
25	BA	2190	G	2.1
4	AY	325	ARG	2.1
5	CB	137	ARG	2.1
9	AF	99	ALA	2.1
31	BH	55	PRO	2.1
30	BG	41	GLN	2.1
8	AE	13	ILE	2.1
1	AA	1398	A	2.1
1	AA	1024	G	2.1
12	CI	83	ARG	2.1
25	DA	1068	G	2.1
25	DA	1071	G	2.1
49	D2	5	GLU	2.1
5	AB	35	GLU	2.1
25	DA	1065	U	2.1
25	BA	1536	A	2.1
36	DP	110	TYR	2.1
4	CY	196	GLU	2.1
10	AG	4	ARG	2.1
13	AJ	20	ALA	2.1
21	CR	32	ARG	2.1
24	CU	16	GLY	2.1
31	BH	26	VAL	2.1
33	BK	75	SER	2.1
40	BT	48	ILE	2.1
5	AB	132	LYS	2.1
10	AG	131	LYS	2.1
30	DG	84	LYS	2.1

*Continued on next page...*



*Continued from previous page...*

<b>Mol</b>	<b>Chain</b>	<b>Res</b>	<b>Type</b>	<b>RSRZ</b>
39	DS	11	LYS	2.1
7	CD	209	ARG	2.1
13	AJ	64	GLU	2.1
1	CA	383	A	2.1
12	CI	80	GLY	2.1
25	DA	878	A	2.1
5	CB	36	ARG	2.1
25	DA	10	G	2.1
4	AY	336	ASP	2.1
9	AF	91	VAL	2.1
25	DA	155(B)	U	2.1
4	AY	343	ARG	2.1
12	AI	81	ILE	2.1
33	DK	107	ILE	2.1
4	CY	372	THR	2.1
30	BG	26	GLN	2.1
33	DK	44	ALA	2.1
39	BS	56	LEU	2.1
12	AI	20	ARG	2.0
25	BA	1483	G	2.0
13	CJ	7	LYS	2.0
4	CY	252	GLY	2.0
14	AK	11	LYS	2.0
32	BI	105	HIS	2.0
5	CB	54	THR	2.0
8	CE	14	ARG	2.0
32	DI	67	ARG	2.0
53	D6	32	ASN	2.0
1	CA	933	G	2.0
25	DA	1091	G	2.0
1	CA	1049	U	2.0
46	BZ	161	VAL	2.0
5	CB	238	LEU	2.0
6	AC	43	LEU	2.0
11	AH	107	LEU	2.0
12	CI	104	ARG	2.0
21	AR	42	ARG	2.0
23	AT	89	ARG	2.0
33	BK	132	ARG	2.0
50	B3	29	ARG	2.0
1	AA	1286	A	2.0
4	AY	313	GLY	2.0

*Continued on next page...*



*Continued from previous page...*

Mol	Chain	Res	Type	RSRZ
9	AF	39	LYS	2.0
24	AU	13	ILE	2.0
13	AJ	3	LYS	2.0
14	AK	12	ARG	2.0
31	DH	169	VAL	2.0
39	BS	68	GLN	2.0
4	CY	67	ARG	2.0
21	CR	31	LEU	2.0
33	DK	135	GLY	2.0
37	BQ	83	MET	2.0
38	DR	2	ARG	2.0
39	DS	26	LEU	2.0
5	CB	214	ILE	2.0
25	BA	270(N)	G	2.0
33	BK	42	ASN	2.0
36	BP	107	LYS	2.0
54	D7	47	ARG	2.0
54	B7	46	VAL	2.0
4	CY	49	PRO	2.0
4	CY	341	LEU	2.0

## 6.2 Non-standard residues in protein, DNA, RNA chains

There are no non-standard protein/DNA/RNA residues in this entry.

## 6.3 Carbohydrates

There are no carbohydrates in this entry.

## 6.4 Ligands

In the following table, the Atoms column lists the number of modelled atoms in the group and the number defined in the chemical component dictionary. LLDF column lists the quality of electron density of the group with respect to its neighbouring residues in protein, DNA or RNA chains. The B-factors column lists the minimum, median, 95<sup>th</sup> percentile and maximum values of B factors of atoms in the group. The column labelled 'Q < 0.9' lists the number of atoms with occupancy less than 0.9.

Mol	Type	Chain	Res	Atoms	RSR	LLDF	B-factors(Å <sup>2</sup> )	Q<0.9
56	MG	AA	1765	1/1	0.57	-	74,74,74,74	0

*Continued on next page...*



*Continued from previous page...*

Mol	Type	Chain	Res	Atoms	RSR	LLDF	B-factors( $\text{\AA}^2$ )	Q<0.9
56	MG	BA	3246	1/1	0.41	-	47,47,47,47	0
56	MG	AA	1969	1/1	0.56	-	63,63,63,63	0
56	MG	BA	3123	1/1	0.20	-	156,156,156,156	0
56	MG	BA	3362	1/1	0.26	-	26,26,26,26	0
56	MG	DA	3486	1/1	0.32	-	62,62,62,62	0
56	MG	BA	3070	1/1	0.52	-	159,159,159,159	0
56	MG	AA	1724	1/1	0.40	-	133,133,133,133	0
56	MG	AA	1809	1/1	0.20	-	106,106,106,106	0
56	MG	CA	1655	1/1	0.23	-	65,65,65,65	0
56	MG	BA	3693	1/1	0.19	-	65,65,65,65	0
56	MG	BA	3628	1/1	0.70	-	82,82,82,82	0
56	MG	DA	3309	1/1	0.25	-	81,81,81,81	0
56	MG	BA	3243	1/1	0.20	-	149,149,149,149	0
56	MG	CA	1635	1/1	0.24	-	119,119,119,119	0
56	MG	DA	3073	1/1	0.54	-	80,80,80,80	0
56	MG	AA	1633	1/1	0.23	-	45,45,45,45	0
56	MG	AA	1756	1/1	0.10	-	87,87,87,87	0
56	MG	DA	3454	1/1	0.28	-	62,62,62,62	0
56	MG	BA	3286	1/1	0.52	-	63,63,63,63	0
56	MG	DA	3178	1/1	0.35	-	40,40,40,40	0
56	MG	DA	2914	1/1	0.39	-	97,97,97,97	0
56	MG	DA	3280	1/1	0.38	-	59,59,59,59	0
56	MG	DA	3013	1/1	0.29	-	55,55,55,55	0
56	MG	BA	3713	1/1	1.05	-	123,123,123,123	0
56	MG	CA	1791	1/1	0.58	-	91,91,91,91	0
56	MG	BA	3682	1/1	0.31	-	64,64,64,64	0
56	MG	DD	301	1/1	0.20	-	62,62,62,62	0
56	MG	DA	3303	1/1	0.63	-	53,53,53,53	0
56	MG	CA	1627	1/1	0.61	-	85,85,85,85	0
56	MG	CA	1808	1/1	0.62	-	74,74,74,74	0
56	MG	AA	1898	1/1	0.23	-	70,70,70,70	0
56	MG	DA	3210	1/1	0.32	-	38,38,38,38	0
56	MG	BA	3567	1/1	0.39	-	75,75,75,75	0
56	MG	BA	3006	1/1	0.22	-	107,107,107,107	0
56	MG	AA	1870	1/1	0.38	-	73,73,73,73	0
56	MG	DA	3366	1/1	0.21	-	84,84,84,84	0
56	MG	AA	1663	1/1	0.28	-	44,44,44,44	0
56	MG	AA	1877	1/1	0.44	-	37,37,37,37	0
56	MG	AA	1950	1/1	0.42	-	102,102,102,102	0
56	MG	AA	1743	1/1	0.48	-	81,81,81,81	0
56	MG	DA	3338	1/1	0.77	-	76,76,76,76	0
56	MG	AA	1781	1/1	0.33	-	42,42,42,42	0

*Continued on next page...*



*Continued from previous page...*

Mol	Type	Chain	Res	Atoms	RSR	LLDF	B-factors( $\text{\AA}^2$ )	Q<0.9
56	MG	BA	3625	1/1	0.30	-	117,117,117,117	0
56	MG	DA	2978	1/1	0.40	-	64,64,64,64	0
56	MG	DA	3578	1/1	0.56	-	57,57,57,57	0
56	MG	AA	1895	1/1	0.18	-	33,33,33,33	0
56	MG	AA	1790	1/1	0.46	-	53,53,53,53	0
56	MG	BA	3662	1/1	0.38	-	87,87,87,87	0
56	MG	BA	3326	1/1	0.63	-	56,56,56,56	0
56	MG	AA	1893	1/1	0.53	-	48,48,48,48	0
56	MG	BA	3386	1/1	0.18	-	39,39,39,39	0
56	MG	DA	3051	1/1	0.17	-	64,64,64,64	0
56	MG	DA	3191	1/1	0.36	-	28,28,28,28	0
56	MG	DA	3078	1/1	0.21	-	75,75,75,75	0
56	MG	DA	3169	1/1	0.31	-	33,33,33,33	0
56	MG	BA	3001	1/1	0.12	-	86,86,86,86	0
56	MG	DA	2984	1/1	0.23	-	34,34,34,34	0
56	MG	AA	1782	1/1	0.44	-	77,77,77,77	0
56	MG	AA	1860	1/1	0.31	-	62,62,62,62	0
56	MG	BA	3409	1/1	0.18	-	115,115,115,115	0
56	MG	BA	2970	1/1	0.22	-	93,93,93,93	0
56	MG	BA	3219	1/1	0.68	-	78,78,78,78	0
56	MG	DA	3187	1/1	0.27	-	32,32,32,32	0
56	MG	DA	2902	1/1	0.21	-	65,65,65,65	0
56	MG	BA	3005	1/1	0.26	-	45,45,45,45	0
56	MG	BA	2976	1/1	0.41	-	112,112,112,112	0
56	MG	AA	1693	1/1	0.32	-	74,74,74,74	0
56	MG	CA	1925	1/1	0.27	-	94,94,94,94	0
56	MG	AA	1793	1/1	0.36	-	127,127,127,127	0
56	MG	BA	3508	1/1	0.30	-	67,67,67,67	0
56	MG	BA	3059	1/1	0.35	-	43,43,43,43	0
56	MG	AA	1945	1/1	0.39	-	115,115,115,115	0
56	MG	DA	3563	1/1	0.48	-	62,62,62,62	0
56	MG	AA	1696	1/1	0.24	-	96,96,96,96	0
56	MG	DA	3192	1/1	0.29	-	38,38,38,38	0
56	MG	BA	3137	1/1	0.25	-	83,83,83,83	0
56	MG	DA	3277	1/1	0.34	-	45,45,45,45	0
56	MG	CA	1813	1/1	0.41	-	99,99,99,99	0
56	MG	CA	1718	1/1	0.11	-	136,136,136,136	0
56	MG	DA	3211	1/1	0.33	-	33,33,33,33	0
56	MG	BA	3042	1/1	0.25	-	67,67,67,67	0
56	MG	BA	3401	1/1	0.43	-	28,28,28,28	0
56	MG	AA	1720	1/1	0.33	-	86,86,86,86	0
56	MG	BA	3270	1/1	0.39	-	70,70,70,70	0

*Continued on next page...*



*Continued from previous page...*

Mol	Type	Chain	Res	Atoms	RSR	LLDF	B-factors( $\text{\AA}^2$ )	Q<0.9
56	MG	CA	1818	1/1	0.24	-	71,71,71,71	0
56	MG	DA	3024	1/1	0.23	-	65,65,65,65	0
56	MG	DA	3177	1/1	0.31	-	21,21,21,21	0
56	MG	BA	3214	1/1	0.14	-	85,85,85,85	0
56	MG	AA	1601	1/1	0.31	-	92,92,92,92	0
56	MG	BA	3254	1/1	0.16	-	93,93,93,93	0
56	MG	DA	3361	1/1	0.24	-	73,73,73,73	0
56	MG	BB	205	1/1	0.26	-	64,64,64,64	0
56	MG	BA	3667	1/1	0.30	-	52,52,52,52	0
56	MG	BA	3497	1/1	0.23	-	78,78,78,78	0
56	MG	AA	1887	1/1	0.09	-	70,70,70,70	0
56	MG	DA	3241	1/1	0.18	-	28,28,28,28	0
56	MG	BA	2951	1/1	0.16	-	50,50,50,50	0
56	MG	DA	3083	1/1	0.53	-	125,125,125,125	0
56	MG	AA	1985	1/1	0.22	-	108,108,108,108	0
56	MG	BB	213	1/1	0.33	-	93,93,93,93	0
56	MG	BA	3710	1/1	0.30	-	81,81,81,81	0
56	MG	BA	3645	1/1	0.33	-	48,48,48,48	0
56	MG	AA	1784	1/1	0.09	-	72,72,72,72	0
56	MG	CA	1826	1/1	0.25	-	73,73,73,73	0
56	MG	BA	3284	1/1	0.53	-	82,82,82,82	0
56	MG	BA	3209	1/1	0.31	-	96,96,96,96	0
56	MG	BA	3075	1/1	0.69	-	73,73,73,73	0
56	MG	BA	2904	1/1	0.24	-	48,48,48,48	0
56	MG	BA	3643	1/1	0.48	-	57,57,57,57	0
56	MG	DA	3319	1/1	0.17	-	34,34,34,34	0
56	MG	BA	2947	1/1	0.43	-	52,52,52,52	0
56	MG	DA	2968	1/1	0.24	-	54,54,54,54	0
56	MG	DA	3562	1/1	0.24	-	45,45,45,45	0
56	MG	BA	3373	1/1	0.44	-	39,39,39,39	0
56	MG	CA	1724	1/1	0.30	-	108,108,108,108	0
56	MG	DA	3509	1/1	0.22	-	142,142,142,142	0
56	MG	AA	1992	1/1	0.28	-	84,84,84,84	0
56	MG	DA	3032	1/1	0.19	-	82,82,82,82	0
56	MG	AA	1678	1/1	0.13	-	101,101,101,101	0
56	MG	DA	3549	1/1	0.32	-	16,16,16,16	0
56	MG	CW	108	1/1	0.37	-	26,26,26,26	0
56	MG	DA	3162	1/1	0.17	-	23,23,23,23	0
56	MG	BA	3426	1/1	0.27	-	28,28,28,28	0
56	MG	BA	3205	1/1	0.58	-	95,95,95,95	0
56	MG	AA	1986	1/1	0.94	-	69,69,69,69	0
56	MG	CA	1664	1/1	0.28	-	78,78,78,78	0

*Continued on next page...*



*Continued from previous page...*

Mol	Type	Chain	Res	Atoms	RSR	LLDF	B-factors( $\text{\AA}^2$ )	Q<0.9
56	MG	BA	3702	1/1	0.22	-	61,61,61,61	0
56	MG	DA	3217	1/1	0.36	-	24,24,24,24	0
56	MG	DA	3297	1/1	0.42	-	64,64,64,64	0
56	MG	AA	1789	1/1	0.17	-	63,63,63,63	0
56	MG	DA	3327	1/1	0.20	-	58,58,58,58	0
56	MG	AA	1683	1/1	0.12	-	249,249,249,249	0
56	MG	CA	1811	1/1	0.27	-	54,54,54,54	0
56	MG	AA	1754	1/1	0.66	-	72,72,72,72	0
56	MG	AA	1714	1/1	0.55	-	114,114,114,114	0
56	MG	CA	1687	1/1	0.18	-	58,58,58,58	0
57	ZN	AD	301	1/1	0.29	-	71,71,71,71	0
56	MG	B1	101	1/1	0.44	-	75,75,75,75	0
56	MG	BA	3313	1/1	0.31	-	63,63,63,63	0
56	MG	DA	3244	1/1	0.23	-	59,59,59,59	0
56	MG	DA	3289	1/1	0.26	-	45,45,45,45	0
56	MG	DA	3242	1/1	0.49	-	40,40,40,40	0
56	MG	BA	3498	1/1	0.08	-	67,67,67,67	0
56	MG	BA	3223	1/1	0.22	-	58,58,58,58	0
56	MG	AA	1744	1/1	0.37	-	103,103,103,103	0
56	MG	BA	3049	1/1	0.32	-	90,90,90,90	0
56	MG	DA	3050	1/1	0.48	-	56,56,56,56	0
56	MG	BA	3502	1/1	0.23	-	26,26,26,26	0
56	MG	BA	3315	1/1	0.21	-	17,17,17,17	0
56	MG	BA	3626	1/1	0.51	-	62,62,62,62	0
56	MG	DA	3019	1/1	0.38	-	67,67,67,67	0
56	MG	AA	1956	1/1	0.36	-	110,110,110,110	0
56	MG	AA	1946	1/1	0.28	-	86,86,86,86	0
56	MG	DA	3182	1/1	0.50	-	24,24,24,24	0
56	MG	DA	2927	1/1	0.36	-	91,91,91,91	0
56	MG	DA	3030	1/1	1.36	-	78,78,78,78	0
56	MG	DA	3208	1/1	0.61	-	29,29,29,29	0
56	MG	BA	3092	1/1	0.40	-	99,99,99,99	0
56	MG	DA	3436	1/1	0.18	-	68,68,68,68	0
56	MG	DA	3201	1/1	0.32	-	25,25,25,25	0
56	MG	AA	1729	1/1	0.52	-	99,99,99,99	0
56	MG	BA	3072	1/1	0.18	-	88,88,88,88	0
56	MG	DA	3062	1/1	0.46	-	75,75,75,75	0
56	MG	BA	2987	1/1	0.48	-	79,79,79,79	0
56	MG	DA	3086	1/1	1.05	-	120,120,120,120	0
56	MG	AA	1806	1/1	0.41	-	111,111,111,111	0
56	MG	DA	2934	1/1	0.39	-	76,76,76,76	0
56	MG	BA	2949	1/1	0.42	-	70,70,70,70	0

*Continued on next page...*



*Continued from previous page...*

Mol	Type	Chain	Res	Atoms	RSR	LLDF	B-factors( $\text{\AA}^2$ )	Q<0.9
56	MG	BA	3510	1/1	0.34	-	86,86,86,86	0
56	MG	DA	3038	1/1	0.29	-	77,77,77,77	0
56	MG	DA	3616	1/1	0.23	-	65,65,65,65	0
56	MG	BA	3098	1/1	0.70	-	94,94,94,94	0
56	MG	AA	1606	1/1	0.10	-	77,77,77,77	0
56	MG	DA	3057	1/1	0.10	-	107,107,107,107	0
56	MG	AA	1935	1/1	0.19	-	39,39,39,39	0
56	MG	DA	3257	1/1	0.27	-	90,90,90,90	0
56	MG	DA	3375	1/1	0.55	-	78,78,78,78	0
56	MG	DA	3153	1/1	0.46	-	22,22,22,22	0
56	MG	DA	3112	1/1	0.26	-	141,141,141,141	0
56	MG	DA	3582	1/1	0.38	-	95,95,95,95	0
56	MG	DA	3437	1/1	0.11	-	59,59,59,59	0
56	MG	BA	3479	1/1	0.54	-	59,59,59,59	0
56	MG	BA	3444	1/1	0.48	-	65,65,65,65	0
56	MG	BA	3193	1/1	0.33	-	79,79,79,79	0
56	MG	CA	1656	1/1	0.39	-	52,52,52,52	0
56	MG	BA	3336	1/1	0.32	-	31,31,31,31	0
56	MG	DA	3334	1/1	0.37	-	72,72,72,72	0
56	MG	DA	3595	1/1	0.43	-	106,106,106,106	0
56	MG	DA	3333	1/1	0.11	-	47,47,47,47	0
56	MG	AA	1920	1/1	0.14	-	71,71,71,71	0
56	MG	BA	3306	1/1	0.40	-	68,68,68,68	0
56	MG	DA	3325	1/1	0.51	-	46,46,46,46	0
56	MG	DA	3104	1/1	0.36	-	70,70,70,70	0
56	MG	AA	1976	1/1	0.08	-	60,60,60,60	0
56	MG	BA	3562	1/1	0.29	-	45,45,45,45	0
56	MG	BA	3288	1/1	0.22	-	71,71,71,71	0
56	MG	BA	3430	1/1	0.25	-	47,47,47,47	0
56	MG	BA	2930	1/1	0.53	-	89,89,89,89	0
56	MG	BA	3697	1/1	0.11	-	64,64,64,64	0
56	MG	BA	2978	1/1	0.66	-	72,72,72,72	0
56	MG	CA	1854	1/1	0.44	-	98,98,98,98	0
56	MG	AA	1682	1/1	0.89	-	124,124,124,124	0
56	MG	BB	221	1/1	0.12	-	65,65,65,65	0
56	MG	BA	3030	1/1	0.45	-	64,64,64,64	0
56	MG	BA	3091	1/1	0.20	-	125,125,125,125	0
56	MG	AA	1635	1/1	0.36	-	106,106,106,106	0
56	MG	BA	3089	1/1	0.54	-	72,72,72,72	0
56	MG	DA	3431	1/1	0.27	-	74,74,74,74	0
56	MG	BA	3269	1/1	0.34	-	66,66,66,66	0
56	MG	AT	203	1/1	1.91	-	99,99,99,99	0

*Continued on next page...*



*Continued from previous page...*

Mol	Type	Chain	Res	Atoms	RSR	LLDF	B-factors(Å <sup>2</sup> )	Q<0.9
56	MG	BA	3147	1/1	0.46	-	88,88,88,88	0
56	MG	AA	1888	1/1	0.44	-	49,49,49,49	0
56	MG	AA	1649	1/1	0.91	-	110,110,110,110	0
56	MG	BA	3073	1/1	0.61	-	124,124,124,124	0
56	MG	AA	1609	1/1	0.24	-	46,46,46,46	0
56	MG	CA	1716	1/1	0.21	-	86,86,86,86	0
56	MG	DA	2979	1/1	0.45	-	81,81,81,81	0
56	MG	CA	1842	1/1	0.95	-	137,137,137,137	0
56	MG	DA	3145	1/1	0.28	-	39,39,39,39	0
56	MG	DA	3545	1/1	0.21	-	91,91,91,91	0
56	MG	CW	111	1/1	0.20	-	82,82,82,82	0
56	MG	BA	3719	1/1	0.09	-	125,125,125,125	0
56	MG	DA	3035	1/1	0.34	-	71,71,71,71	0
56	MG	BA	3588	1/1	0.86	-	120,120,120,120	0
56	MG	AA	1798	1/1	0.19	-	47,47,47,47	0
56	MG	AA	1667	1/1	0.27	-	53,53,53,53	0
56	MG	AW	101	1/1	0.28	-	105,105,105,105	0
56	MG	BA	3421	1/1	0.19	-	79,79,79,79	0
56	MG	BA	3706	1/1	0.34	-	102,102,102,102	0
56	MG	CA	1641	1/1	0.15	-	135,135,135,135	0
56	MG	BA	3294	1/1	0.48	-	75,75,75,75	0
56	MG	DA	3122	1/1	0.34	-	67,67,67,67	0
56	MG	BA	3152	1/1	0.14	-	72,72,72,72	0
56	MG	DA	3542	1/1	0.48	-	70,70,70,70	0
56	MG	B0	102	1/1	0.32	-	68,68,68,68	0
56	MG	BA	3279	1/1	0.31	-	80,80,80,80	0
56	MG	BA	3337	1/1	0.50	-	20,20,20,20	0
56	MG	DA	3113	1/1	0.25	-	110,110,110,110	0
56	MG	DA	3476	1/1	0.30	-	73,73,73,73	0
56	MG	BA	3040	1/1	0.25	-	85,85,85,85	0
56	MG	DA	3425	1/1	0.58	-	52,52,52,52	0
56	MG	CA	1830	1/1	0.17	-	80,80,80,80	0
56	MG	AA	1896	1/1	0.77	-	77,77,77,77	0
56	MG	AA	1716	1/1	0.35	-	103,103,103,103	0
56	MG	CA	1894	1/1	0.07	-	89,89,89,89	0
56	MG	BA	3124	1/1	0.48	-	79,79,79,79	0
56	MG	BA	3120	1/1	0.57	-	62,62,62,62	0
56	MG	DA	3064	1/1	0.20	-	62,62,62,62	0
56	MG	DA	3140	1/1	0.40	-	11,11,11,11	0
56	MG	BA	3491	1/1	0.29	-	85,85,85,85	0
56	MG	BA	3169	1/1	0.08	-	64,64,64,64	0
56	MG	BA	2979	1/1	0.96	-	77,77,77,77	0

*Continued on next page...*



*Continued from previous page...*

Mol	Type	Chain	Res	Atoms	RSR	LLDF	B-factors( $\text{\AA}^2$ )	Q<0.9
56	MG	BA	3582	1/1	0.52	-	72,72,72,72	0
56	MG	DA	3136	1/1	0.40	-	12,12,12,12	0
56	MG	DA	3453	1/1	0.20	-	85,85,85,85	0
56	MG	AA	1776	1/1	0.52	-	146,146,146,146	0
56	MG	DA	3551	1/1	0.39	-	13,13,13,13	0
56	MG	AW	113	1/1	0.36	-	96,96,96,96	0
56	MG	BY	201	1/1	0.19	-	30,30,30,30	0
56	MG	BA	3646	1/1	0.22	-	52,52,52,52	0
56	MG	CA	1657	1/1	0.20	-	95,95,95,95	0
56	MG	BA	3595	1/1	0.21	-	39,39,39,39	0
56	MG	DA	2985	1/1	0.19	-	107,107,107,107	0
56	MG	BA	3241	1/1	0.62	-	77,77,77,77	0
56	MG	CA	1704	1/1	0.67	-	88,88,88,88	0
56	MG	DA	2935	1/1	0.14	-	89,89,89,89	0
56	MG	BB	220	1/1	0.12	-	123,123,123,123	0
56	MG	DA	3382	1/1	0.35	-	49,49,49,49	0
56	MG	DA	3471	1/1	0.33	-	55,55,55,55	0
56	MG	BA	3334	1/1	0.31	-	65,65,65,65	0
56	MG	BA	3687	1/1	0.25	-	56,56,56,56	0
56	MG	DA	3406	1/1	0.17	-	62,62,62,62	0
56	MG	CA	1730	1/1	0.18	-	80,80,80,80	0
56	MG	DA	3230	1/1	0.16	-	41,41,41,41	0
56	MG	AA	1801	1/1	0.14	-	88,88,88,88	0
56	MG	CA	1741	1/1	0.29	-	104,104,104,104	0
56	MG	AA	1917	1/1	0.17	-	86,86,86,86	0
56	MG	DA	3081	1/1	0.44	-	87,87,87,87	0
56	MG	BA	3388	1/1	0.57	-	22,22,22,22	0
56	MG	CA	1802	1/1	0.30	-	61,61,61,61	0
56	MG	CA	1708	1/1	0.37	-	63,63,63,63	0
56	MG	CA	1892	1/1	0.14	-	150,150,150,150	0
56	MG	BA	3576	1/1	0.38	-	97,97,97,97	0
56	MG	BA	3383	1/1	0.40	-	39,39,39,39	0
56	MG	CA	1647	1/1	0.43	-	98,98,98,98	0
56	MG	DA	3056	1/1	0.22	-	77,77,77,77	0
56	MG	DA	3054	1/1	0.59	-	93,93,93,93	0
56	MG	BA	2927	1/1	0.15	-	82,82,82,82	0
56	MG	BA	2958	1/1	0.17	-	103,103,103,103	0
56	MG	BA	3477	1/1	0.33	-	54,54,54,54	0
56	MG	CA	1880	1/1	0.82	-	118,118,118,118	0
56	MG	BB	202	1/1	0.20	-	98,98,98,98	0
56	MG	AA	1668	1/1	0.28	-	90,90,90,90	0
56	MG	CA	1736	1/1	0.41	-	193,193,193,193	0

*Continued on next page...*



*Continued from previous page...*

Mol	Type	Chain	Res	Atoms	RSR	LLDF	B-factors( $\text{\AA}^2$ )	Q<0.9
56	MG	DA	3025	1/1	0.14	-	30,30,30,30	0
56	MG	BA	3617	1/1	0.22	-	88,88,88,88	0
56	MG	DA	3341	1/1	0.54	-	55,55,55,55	0
56	MG	BA	3189	1/1	0.46	-	105,105,105,105	0
56	MG	CA	1611	1/1	0.35	-	71,71,71,71	0
56	MG	DB	215	1/1	0.15	-	79,79,79,79	0
56	MG	BA	3584	1/1	0.47	-	96,96,96,96	0
56	MG	BA	3228	1/1	0.09	-	83,83,83,83	0
56	MG	BA	3544	1/1	0.14	-	55,55,55,55	0
56	MG	BA	3427	1/1	0.39	-	35,35,35,35	0
56	MG	BA	3201	1/1	0.32	-	71,71,71,71	0
56	MG	DA	3154	1/1	0.27	-	12,12,12,12	0
56	MG	AA	1763	1/1	0.31	-	88,88,88,88	0
56	MG	DA	3611	1/1	0.80	-	60,60,60,60	0
56	MG	CA	1793	1/1	0.25	-	114,114,114,114	0
56	MG	AW	108	1/1	0.34	-	72,72,72,72	0
56	MG	AA	1625	1/1	0.46	-	85,85,85,85	0
56	MG	AA	1648	1/1	0.25	-	61,61,61,61	0
56	MG	DA	3251	1/1	0.23	-	32,32,32,32	0
56	MG	AA	1628	1/1	0.68	-	213,213,213,213	0
56	MG	BA	3297	1/1	0.62	-	122,122,122,122	0
56	MG	BA	3515	1/1	0.34	-	58,58,58,58	0
56	MG	DA	3314	1/1	0.30	-	65,65,65,65	0
56	MG	BA	3526	1/1	0.39	-	65,65,65,65	0
56	MG	AA	1841	1/1	0.32	-	113,113,113,113	0
56	MG	BA	3511	1/1	0.33	-	91,91,91,91	0
56	MG	BA	3162	1/1	0.52	-	60,60,60,60	0
56	MG	DA	3167	1/1	0.17	-	13,13,13,13	0
56	MG	AA	1861	1/1	0.54	-	42,42,42,42	0
56	MG	BA	3369	1/1	0.98	-	74,74,74,74	0
56	MG	BA	3218	1/1	0.68	-	82,82,82,82	0
56	MG	BA	3668	1/1	0.17	-	71,71,71,71	0
56	MG	DQ	204	1/1	0.45	-	41,41,41,41	0
56	MG	BA	2920	1/1	0.39	-	70,70,70,70	0
56	MG	CA	1749	1/1	0.19	-	64,64,64,64	0
56	MG	CA	1698	1/1	0.25	-	100,100,100,100	0
56	MG	BA	2922	1/1	0.92	-	108,108,108,108	0
56	MG	DA	3176	1/1	0.41	-	13,13,13,13	0
56	MG	AA	1778	1/1	0.19	-	159,159,159,159	0
56	MG	BA	3233	1/1	0.28	-	55,55,55,55	0
56	MG	BA	3632	1/1	0.42	-	15,15,15,15	0
56	MG	DA	3575	1/1	0.12	-	49,49,49,49	0

*Continued on next page...*



*Continued from previous page...*

Mol	Type	Chain	Res	Atoms	RSR	LLDF	B-factors( $\text{\AA}^2$ )	Q<0.9
56	MG	DA	3344	1/1	0.35	-	29,29,29,29	0
56	MG	BA	3130	1/1	0.43	-	82,82,82,82	0
56	MG	BA	3375	1/1	0.36	-	30,30,30,30	0
56	MG	BA	3720	1/1	0.25	-	85,85,85,85	0
56	MG	DA	3526	1/1	0.34	-	61,61,61,61	0
56	MG	BA	3148	1/1	0.14	-	111,111,111,111	0
56	MG	AA	1916	1/1	0.50	-	49,49,49,49	0
56	MG	DA	3292	1/1	0.30	-	34,34,34,34	0
56	MG	BA	3680	1/1	0.13	-	35,35,35,35	0
56	MG	AA	1760	1/1	0.21	-	172,172,172,172	0
56	MG	DA	3207	1/1	0.48	-	41,41,41,41	0
56	MG	BA	3247	1/1	0.59	-	105,105,105,105	0
56	MG	DA	3195	1/1	0.16	-	20,20,20,20	0
56	MG	CA	1915	1/1	0.66	-	67,67,67,67	0
56	MG	DA	2908	1/1	0.27	-	60,60,60,60	0
56	MG	CA	1912	1/1	0.42	-	152,152,152,152	0
56	MG	DA	2989	1/1	0.49	-	53,53,53,53	0
56	MG	BA	3382	1/1	0.60	-	51,51,51,51	0
56	MG	AA	1643	1/1	0.25	-	114,114,114,114	0
56	MG	BA	3177	1/1	0.11	-	78,78,78,78	0
56	MG	CA	1772	1/1	0.64	-	66,66,66,66	0
56	MG	CA	1662	1/1	0.55	-	90,90,90,90	0
56	MG	CA	1859	1/1	0.71	-	132,132,132,132	0
56	MG	BA	3340	1/1	0.33	-	31,31,31,31	0
56	MG	DF	301	1/1	0.35	-	37,37,37,37	0
56	MG	BA	3410	1/1	0.08	-	25,25,25,25	0
56	MG	DA	3350	1/1	0.19	-	76,76,76,76	0
56	MG	AA	1943	1/1	0.13	-	45,45,45,45	0
56	MG	DA	3098	1/1	0.26	-	57,57,57,57	0
56	MG	DA	3605	1/1	0.17	-	59,59,59,59	0
56	MG	AA	1961	1/1	0.19	-	53,53,53,53	0
56	MG	BA	3298	1/1	0.22	-	101,101,101,101	0
56	MG	DA	2986	1/1	0.33	-	110,110,110,110	0
56	MG	BA	3381	1/1	0.31	-	17,17,17,17	0
56	MG	DA	3179	1/1	0.21	-	13,13,13,13	0
56	MG	B8	101	1/1	0.26	-	38,38,38,38	0
56	MG	DA	3584	1/1	0.30	-	49,49,49,49	0
56	MG	DA	3075	1/1	0.38	-	75,75,75,75	0
56	MG	BA	3610	1/1	0.65	-	95,95,95,95	0
56	MG	CA	1781	1/1	0.49	-	59,59,59,59	0
56	MG	DA	3080	1/1	0.36	-	84,84,84,84	0
56	MG	DN	201	1/1	0.17	-	56,56,56,56	0

*Continued on next page...*



*Continued from previous page...*

Mol	Type	Chain	Res	Atoms	RSR	LLDF	B-factors( $\text{\AA}^2$ )	Q<0.9
56	MG	DA	3408	1/1	0.23	-	51,51,51,51	0
56	MG	DA	2969	1/1	0.14	-	68,68,68,68	0
56	MG	DA	3264	1/1	0.24	-	44,44,44,44	0
56	MG	BA	3114	1/1	0.19	-	119,119,119,119	0
56	MG	AA	1871	1/1	0.17	-	29,29,29,29	0
56	MG	CA	1783	1/1	0.10	-	82,82,82,82	0
56	MG	CA	1705	1/1	0.24	-	94,94,94,94	0
56	MG	DA	3060	1/1	0.24	-	77,77,77,77	0
56	MG	BA	3131	1/1	0.41	-	65,65,65,65	0
56	MG	DA	3238	1/1	0.45	-	89,89,89,89	0
56	MG	BA	3483	1/1	0.13	-	23,23,23,23	0
56	MG	BA	3547	1/1	0.19	-	43,43,43,43	0
56	MG	CA	1893	1/1	0.41	-	125,125,125,125	0
56	MG	DA	3068	1/1	0.30	-	69,69,69,69	0
56	MG	BA	2935	1/1	0.46	-	89,89,89,89	0
56	MG	BA	3603	1/1	0.12	-	88,88,88,88	0
56	MG	AA	1691	1/1	0.14	-	84,84,84,84	0
56	MG	CA	1679	1/1	0.17	-	81,81,81,81	0
56	MG	AA	1661	1/1	0.16	-	58,58,58,58	0
56	MG	DA	3488	1/1	0.07	-	70,70,70,70	0
56	MG	DA	3569	1/1	0.33	-	52,52,52,52	0
56	MG	AA	1845	1/1	0.53	-	67,67,67,67	0
56	MG	DA	3028	1/1	0.42	-	55,55,55,55	0
56	MG	CA	1726	1/1	0.25	-	80,80,80,80	0
56	MG	BA	3052	1/1	0.49	-	118,118,118,118	0
56	MG	BA	3624	1/1	0.33	-	83,83,83,83	0
56	MG	BA	3377	1/1	0.51	-	56,56,56,56	0
56	MG	AA	1889	1/1	0.20	-	81,81,81,81	0
56	MG	DA	2992	1/1	0.28	-	63,63,63,63	0
56	MG	BA	3455	1/1	0.24	-	64,64,64,64	0
56	MG	BA	3069	1/1	0.19	-	69,69,69,69	0
56	MG	DA	3601	1/1	0.38	-	61,61,61,61	0
56	MG	BA	3390	1/1	0.42	-	44,44,44,44	0
56	MG	B8	102	1/1	0.26	-	39,39,39,39	0
56	MG	DE	301	1/1	0.27	-	29,29,29,29	0
56	MG	DA	2965	1/1	0.33	-	74,74,74,74	0
56	MG	BA	3387	1/1	0.21	-	49,49,49,49	0
56	MG	DA	3155	1/1	0.40	-	18,18,18,18	0
56	MG	AA	1974	1/1	0.20	-	48,48,48,48	0
56	MG	DA	3200	1/1	0.50	-	52,52,52,52	0
56	MG	DA	3301	1/1	0.29	-	52,52,52,52	0
56	MG	DA	3263	1/1	0.35	-	61,61,61,61	0

*Continued on next page...*



*Continued from previous page...*

Mol	Type	Chain	Res	Atoms	RSR	LLDF	B-factors( $\text{\AA}^2$ )	Q<0.9
56	MG	AA	1924	1/1	0.42	-	55,55,55,55	0
56	MG	DA	2998	1/1	0.61	-	62,62,62,62	0
56	MG	BA	3714	1/1	0.10	-	94,94,94,94	0
56	MG	BA	3441	1/1	0.29	-	56,56,56,56	0
56	MG	BA	3397	1/1	0.80	-	67,67,67,67	0
56	MG	DW	202	1/1	0.25	-	50,50,50,50	0
56	MG	DA	3171	1/1	0.21	-	25,25,25,25	0
56	MG	BA	2919	1/1	0.09	-	127,127,127,127	0
56	MG	DA	3468	1/1	0.36	-	33,33,33,33	0
56	MG	DA	3499	1/1	0.19	-	98,98,98,98	0
56	MG	DA	3348	1/1	0.77	-	165,165,165,165	0
56	MG	AA	1977	1/1	0.32	-	126,126,126,126	0
56	MG	CA	1919	1/1	0.24	-	39,39,39,39	0
56	MG	DA	2996	1/1	0.26	-	65,65,65,65	0
56	MG	BA	3305	1/1	0.13	-	62,62,62,62	0
56	MG	DA	3092	1/1	1.40	-	200,200,200,200	0
56	MG	AA	1749	1/1	0.26	-	114,114,114,114	0
56	MG	CA	1620	1/1	0.26	-	74,74,74,74	0
56	MG	BA	3438	1/1	0.66	-	49,49,49,49	0
56	MG	AA	1616	1/1	0.41	-	87,87,87,87	0
56	MG	BA	3023	1/1	0.57	-	58,58,58,58	0
56	MG	BA	3136	1/1	0.65	-	205,205,205,205	0
56	MG	BA	3454	1/1	0.23	-	60,60,60,60	0
56	MG	BA	3117	1/1	0.23	-	92,92,92,92	0
56	MG	BA	3601	1/1	0.16	-	50,50,50,50	0
56	MG	BA	3494	1/1	0.21	-	73,73,73,73	0
56	MG	DA	3046	1/1	0.32	-	48,48,48,48	0
56	MG	BA	2906	1/1	0.24	-	84,84,84,84	0
56	MG	DA	3248	1/1	1.20	-	66,66,66,66	0
56	MG	AA	1732	1/1	0.25	-	60,60,60,60	0
56	MG	DA	3202	1/1	0.45	-	25,25,25,25	0
56	MG	DA	3483	1/1	0.40	-	96,96,96,96	0
56	MG	DA	2951	1/1	0.18	-	78,78,78,78	0
56	MG	CA	1677	1/1	1.19	-	138,138,138,138	0
56	MG	BA	3076	1/1	0.13	-	48,48,48,48	0
56	MG	DA	3268	1/1	0.33	-	52,52,52,52	0
56	MG	DA	3541	1/1	0.73	-	70,70,70,70	0
56	MG	DA	3158	1/1	0.47	-	18,18,18,18	0
56	MG	CA	1626	1/1	0.48	-	109,109,109,109	0
56	MG	BA	3074	1/1	0.08	-	108,108,108,108	0
56	MG	DA	3189	1/1	0.53	-	27,27,27,27	0
56	MG	BA	3134	1/1	0.88	-	122,122,122,122	0

*Continued on next page...*



*Continued from previous page...*

Mol	Type	Chain	Res	Atoms	RSR	LLDF	B-factors( $\text{\AA}^2$ )	Q<0.9
56	MG	DA	3258	1/1	0.54	-	58,58,58,58	0
56	MG	AA	1897	1/1	1.12	-	80,80,80,80	0
56	MG	BA	3295	1/1	0.61	-	97,97,97,97	0
56	MG	CA	1735	1/1	1.03	-	108,108,108,108	0
56	MG	CA	1714	1/1	0.16	-	104,104,104,104	0
56	MG	BA	3404	1/1	1.21	-	82,82,82,82	0
56	MG	DA	3003	1/1	0.44	-	59,59,59,59	0
56	MG	DI	201	1/1	0.20	-	49,49,49,49	0
56	MG	CA	1738	1/1	0.42	-	123,123,123,123	0
56	MG	DA	3497	1/1	0.22	-	61,61,61,61	0
56	MG	DA	3053	1/1	0.11	-	61,61,61,61	0
56	MG	CA	1858	1/1	0.20	-	97,97,97,97	0
56	MG	DA	3374	1/1	0.30	-	54,54,54,54	0
56	MG	AA	1697	1/1	0.22	-	148,148,148,148	0
56	MG	BA	3537	1/1	0.30	-	60,60,60,60	0
56	MG	DA	3012	1/1	0.31	-	102,102,102,102	0
56	MG	DA	3358	1/1	0.12	-	141,141,141,141	0
56	MG	BA	3557	1/1	0.14	-	97,97,97,97	0
56	MG	DA	2944	1/1	0.17	-	94,94,94,94	0
56	MG	DA	3271	1/1	0.28	-	65,65,65,65	0
56	MG	DA	3125	1/1	0.73	-	161,161,161,161	0
56	MG	CA	1888	1/1	0.18	-	67,67,67,67	0
56	MG	CA	1902	1/1	0.57	-	128,128,128,128	0
56	MG	DA	3522	1/1	0.20	-	77,77,77,77	0
56	MG	AA	1964	1/1	0.15	-	84,84,84,84	0
56	MG	BA	2903	1/1	0.41	-	83,83,83,83	0
56	MG	CA	1752	1/1	0.40	-	83,83,83,83	0
56	MG	AA	1874	1/1	0.43	-	59,59,59,59	0
56	MG	CA	1658	1/1	0.47	-	93,93,93,93	0
56	MG	DA	2977	1/1	0.90	-	84,84,84,84	0
56	MG	BA	3681	1/1	0.21	-	42,42,42,42	0
56	MG	CA	1660	1/1	0.52	-	94,94,94,94	0
56	MG	BA	3195	1/1	0.17	-	97,97,97,97	0
56	MG	BF	1901	1/1	0.29	-	74,74,74,74	0
56	MG	CA	1696	1/1	0.32	-	66,66,66,66	0
56	MG	DA	3033	1/1	0.46	-	93,93,93,93	0
56	MG	DA	3006	1/1	0.37	-	66,66,66,66	0
56	MG	DA	3091	1/1	0.58	-	96,96,96,96	0
56	MG	AA	1908	1/1	0.42	-	56,56,56,56	0
56	MG	DA	3531	1/1	0.47	-	92,92,92,92	0
56	MG	BA	3318	1/1	0.18	-	93,93,93,93	0
56	MG	AA	1960	1/1	0.26	-	48,48,48,48	0

*Continued on next page...*



*Continued from previous page...*

Mol	Type	Chain	Res	Atoms	RSR	LLDF	B-factors( $\text{\AA}^2$ )	Q<0.9
56	MG	BA	3722	1/1	0.26	-	80,80,80,80	0
56	MG	DA	3505	1/1	0.23	-	63,63,63,63	0
56	MG	AW	104	1/1	1.58	-	95,95,95,95	0
56	MG	DA	2949	1/1	0.97	-	94,94,94,94	0
56	MG	AA	1750	1/1	0.27	-	77,77,77,77	0
56	MG	BA	3574	1/1	0.38	-	70,70,70,70	0
56	MG	AA	1741	1/1	0.36	-	91,91,91,91	0
56	MG	BA	2939	1/1	0.43	-	79,79,79,79	0
56	MG	DA	3288	1/1	0.34	-	57,57,57,57	0
56	MG	DA	3538	1/1	0.13	-	70,70,70,70	0
56	MG	DA	3318	1/1	0.43	-	42,42,42,42	0
56	MG	DA	3445	1/1	0.31	-	46,46,46,46	0
56	MG	DA	3554	1/1	0.43	-	13,13,13,13	0
56	MG	AA	1847	1/1	0.32	-	209,209,209,209	0
56	MG	BA	3434	1/1	0.53	-	55,55,55,55	0
56	MG	BA	3525	1/1	0.48	-	40,40,40,40	0
56	MG	BA	3184	1/1	0.21	-	37,37,37,37	0
56	MG	BA	3321	1/1	0.25	-	50,50,50,50	0
56	MG	AA	1918	1/1	0.18	-	51,51,51,51	0
56	MG	BA	3314	1/1	0.47	-	13,13,13,13	0
56	MG	DA	3417	1/1	0.21	-	145,145,145,145	0
56	MG	BA	3395	1/1	0.78	-	107,107,107,107	0
56	MG	DA	3376	1/1	0.41	-	43,43,43,43	0
56	MG	AA	1922	1/1	0.33	-	86,86,86,86	0
56	MG	DA	3559	1/1	0.60	-	51,51,51,51	0
56	MG	DA	3052	1/1	0.50	-	76,76,76,76	0
56	MG	BA	3469	1/1	0.21	-	82,82,82,82	0
56	MG	BA	3264	1/1	0.47	-	89,89,89,89	0
56	MG	BA	3093	1/1	0.43	-	55,55,55,55	0
56	MG	BB	215	1/1	0.32	-	94,94,94,94	0
56	MG	DA	3273	1/1	0.51	-	30,30,30,30	0
56	MG	BA	3633	1/1	0.47	-	12,12,12,12	0
56	MG	BA	3675	1/1	0.23	-	145,145,145,145	0
56	MG	AA	1627	1/1	0.47	-	64,64,64,64	0
56	MG	CA	1871	1/1	0.14	-	56,56,56,56	0
56	MG	DA	3416	1/1	0.17	-	60,60,60,60	0
56	MG	BA	3178	1/1	0.43	-	52,52,52,52	0
56	MG	DA	3247	1/1	0.23	-	55,55,55,55	0
56	MG	BA	3008	1/1	0.38	-	66,66,66,66	0
56	MG	BA	3331	1/1	0.76	-	121,121,121,121	0
56	MG	BA	3368	1/1	0.29	-	25,25,25,25	0
56	MG	AA	1706	1/1	0.35	-	186,186,186,186	0

*Continued on next page...*



*Continued from previous page...*

Mol	Type	Chain	Res	Atoms	RSR	LLDF	B-factors( $\text{\AA}^2$ )	Q<0.9
56	MG	BA	3050	1/1	0.43	-	60,60,60,60	0
56	MG	CA	1777	1/1	0.26	-	98,98,98,98	0
56	MG	AA	1826	1/1	0.34	-	78,78,78,78	0
56	MG	BA	3393	1/1	0.16	-	99,99,99,99	0
56	MG	BA	2946	1/1	0.50	-	61,61,61,61	0
56	MG	BA	3256	1/1	0.60	-	91,91,91,91	0
56	MG	BA	3000	1/1	0.08	-	64,64,64,64	0
56	MG	DA	3022	1/1	0.18	-	80,80,80,80	0
56	MG	BA	3650	1/1	0.55	-	95,95,95,95	0
56	MG	BA	3078	1/1	0.82	-	117,117,117,117	0
56	MG	DA	3493	1/1	0.16	-	57,57,57,57	0
56	MG	AA	1951	1/1	0.44	-	73,73,73,73	0
56	MG	CA	1674	1/1	0.21	-	107,107,107,107	0
56	MG	BA	3452	1/1	0.69	-	53,53,53,53	0
56	MG	BA	3029	1/1	0.24	-	44,44,44,44	0
56	MG	DA	3079	1/1	0.44	-	62,62,62,62	0
56	MG	DA	3304	1/1	0.18	-	41,41,41,41	0
56	MG	CA	1845	1/1	0.22	-	60,60,60,60	0
56	MG	AA	1831	1/1	1.12	-	203,203,203,203	0
56	MG	AA	1670	1/1	0.32	-	77,77,77,77	0
56	MG	AA	1681	1/1	0.22	-	68,68,68,68	0
56	MG	DB	217	1/1	0.14	-	121,121,121,121	0
56	MG	AA	1799	1/1	0.74	-	85,85,85,85	0
56	MG	DA	3065	1/1	0.20	-	88,88,88,88	0
56	MG	AA	1774	1/1	0.41	-	68,68,68,68	0
56	MG	DA	3283	1/1	0.34	-	26,26,26,26	0
56	MG	DA	3026	1/1	0.23	-	78,78,78,78	0
56	MG	AA	1762	1/1	0.34	-	95,95,95,95	0
56	MG	CA	1728	1/1	0.16	-	195,195,195,195	0
56	MG	AA	1654	1/1	0.41	-	61,61,61,61	0
56	MG	CA	1789	1/1	0.90	-	184,184,184,184	0
56	MG	BA	3493	1/1	0.25	-	61,61,61,61	0
56	MG	AA	1694	1/1	0.26	-	165,165,165,165	0
56	MG	AA	1963	1/1	0.24	-	80,80,80,80	0
56	MG	AA	1641	1/1	0.12	-	121,121,121,121	0
56	MG	DA	3254	1/1	0.30	-	50,50,50,50	0
56	MG	DA	3293	1/1	0.23	-	58,58,58,58	0
56	MG	BA	3145	1/1	0.40	-	53,53,53,53	0
56	MG	DA	3343	1/1	0.52	-	76,76,76,76	0
56	MG	DA	2937	1/1	0.67	-	104,104,104,104	0
56	MG	AA	1863	1/1	0.33	-	53,53,53,53	0
56	MG	AG	201	1/1	0.91	-	78,78,78,78	0

*Continued on next page...*



*Continued from previous page...*

Mol	Type	Chain	Res	Atoms	RSR	LLDF	B-factors( $\text{\AA}^2$ )	Q<0.9
56	MG	BA	3573	1/1	0.28	-	81,81,81,81	0
56	MG	BA	3153	1/1	0.31	-	81,81,81,81	0
56	MG	DA	2942	1/1	0.17	-	69,69,69,69	0
56	MG	BA	3025	1/1	0.25	-	66,66,66,66	0
56	MG	BA	3676	1/1	0.46	-	181,181,181,181	0
56	MG	BA	3391	1/1	0.61	-	78,78,78,78	0
56	MG	CW	115	1/1	0.31	-	81,81,81,81	0
56	MG	CA	1688	1/1	0.25	-	45,45,45,45	0
56	MG	CA	1868	1/1	0.24	-	69,69,69,69	0
56	MG	BA	3578	1/1	0.35	-	32,32,32,32	0
56	MG	BA	3064	1/1	0.44	-	63,63,63,63	0
56	MG	BA	3212	1/1	0.37	-	109,109,109,109	0
56	MG	BA	3423	1/1	0.25	-	38,38,38,38	0
56	MG	AA	1808	1/1	0.21	-	70,70,70,70	0
56	MG	AA	1771	1/1	0.18	-	55,55,55,55	0
56	MG	DA	3219	1/1	0.31	-	42,42,42,42	0
56	MG	DA	3316	1/1	0.21	-	49,49,49,49	0
56	MG	AA	1855	1/1	0.12	-	103,103,103,103	0
56	MG	DA	3267	1/1	0.15	-	32,32,32,32	0
56	MG	DA	2903	1/1	0.45	-	77,77,77,77	0
56	MG	BA	3215	1/1	0.16	-	88,88,88,88	0
56	MG	DA	3515	1/1	0.07	-	76,76,76,76	0
56	MG	BA	3701	1/1	0.31	-	74,74,74,74	0
56	MG	DA	3286	1/1	0.32	-	42,42,42,42	0
56	MG	AW	118	1/1	0.53	-	69,69,69,69	0
56	MG	DA	3066	1/1	1.31	-	90,90,90,90	0
56	MG	DA	3364	1/1	0.11	-	80,80,80,80	0
56	MG	BX	102	1/1	0.33	-	50,50,50,50	0
56	MG	DA	3379	1/1	0.24	-	54,54,54,54	0
56	MG	DA	3260	1/1	0.33	-	58,58,58,58	0
56	MG	AA	1672	1/1	0.60	-	73,73,73,73	0
56	MG	CA	1744	1/1	0.20	-	95,95,95,95	0
56	MG	BA	3487	1/1	0.35	-	51,51,51,51	0
56	MG	DA	3373	1/1	0.19	-	86,86,86,86	0
56	MG	AQ	201	1/1	0.18	-	68,68,68,68	0
56	MG	DA	3042	1/1	0.68	-	50,50,50,50	0
56	MG	BA	2959	1/1	0.73	-	81,81,81,81	0
56	MG	CA	1905	1/1	0.31	-	84,84,84,84	0
56	MG	DA	3506	1/1	0.19	-	53,53,53,53	0
56	MG	BB	216	1/1	0.69	-	109,109,109,109	0
56	MG	CA	1691	1/1	0.26	-	161,161,161,161	0
56	MG	BA	3290	1/1	0.31	-	77,77,77,77	0

*Continued on next page...*



*Continued from previous page...*

Mol	Type	Chain	Res	Atoms	RSR	LLDF	B-factors( $\text{\AA}^2$ )	Q<0.9
56	MG	DA	3349	1/1	0.49	-	56,56,56,56	0
56	MG	CA	1675	1/1	0.52	-	75,75,75,75	0
56	MG	BA	3457	1/1	0.35	-	68,68,68,68	0
56	MG	DA	2940	1/1	0.19	-	94,94,94,94	0
56	MG	BA	3694	1/1	0.17	-	35,35,35,35	0
56	MG	BB	209	1/1	0.26	-	91,91,91,91	0
56	MG	DA	3539	1/1	0.32	-	98,98,98,98	0
56	MG	DA	3031	1/1	0.31	-	77,77,77,77	0
56	MG	AA	1891	1/1	0.17	-	67,67,67,67	0
56	MG	BA	3062	1/1	0.18	-	110,110,110,110	0
56	MG	BA	3566	1/1	0.16	-	63,63,63,63	0
56	MG	CA	1605	1/1	0.36	-	159,159,159,159	0
56	MG	DA	3313	1/1	0.40	-	12,12,12,12	0
56	MG	AW	114	1/1	0.19	-	82,82,82,82	0
56	MG	AA	1738	1/1	0.69	-	71,71,71,71	0
56	MG	CW	114	1/1	0.21	-	61,61,61,61	0
56	MG	AA	1733	1/1	0.91	-	94,94,94,94	0
56	MG	BA	3447	1/1	0.21	-	64,64,64,64	0
56	MG	BA	2995	1/1	0.23	-	92,92,92,92	0
56	MG	DA	3342	1/1	0.10	-	83,83,83,83	0
56	MG	DA	3284	1/1	0.33	-	53,53,53,53	0
56	MG	CA	1685	1/1	0.16	-	104,104,104,104	0
56	MG	BA	3104	1/1	0.16	-	120,120,120,120	0
56	MG	DA	2915	1/1	0.71	-	78,78,78,78	0
56	MG	BA	2967	1/1	0.62	-	77,77,77,77	0
56	MG	DA	3110	1/1	0.25	-	63,63,63,63	0
56	MG	BA	3579	1/1	0.48	-	65,65,65,65	0
56	MG	DA	3321	1/1	0.34	-	66,66,66,66	0
56	MG	BA	3281	1/1	0.23	-	73,73,73,73	0
56	MG	DA	3419	1/1	0.22	-	54,54,54,54	0
56	MG	AA	1622	1/1	0.60	-	70,70,70,70	0
56	MG	CA	1712	1/1	0.20	-	106,106,106,106	0
56	MG	BA	3355	1/1	0.28	-	18,18,18,18	0
56	MG	AA	1792	1/1	0.34	-	84,84,84,84	0
56	MG	BA	3432	1/1	0.46	-	69,69,69,69	0
56	MG	AA	1902	1/1	0.24	-	33,33,33,33	0
56	MG	BA	3309	1/1	0.40	-	68,68,68,68	0
56	MG	DA	3452	1/1	0.31	-	73,73,73,73	0
56	MG	BA	2911	1/1	0.57	-	91,91,91,91	0
56	MG	DA	3619	1/1	0.42	-	53,53,53,53	0
56	MG	BB	219	1/1	0.32	-	33,33,33,33	0
56	MG	BA	3099	1/1	0.42	-	141,141,141,141	0

*Continued on next page...*



*Continued from previous page...*

Mol	Type	Chain	Res	Atoms	RSR	LLDF	B-factors( $\text{\AA}^2$ )	Q<0.9
56	MG	AA	1710	1/1	0.18	-	79,79,79,79	0
56	MG	AA	1666	1/1	0.31	-	91,91,91,91	0
56	MG	BA	2923	1/1	1.17	-	85,85,85,85	0
56	MG	D1	101	1/1	0.15	-	66,66,66,66	0
56	MG	BA	2997	1/1	0.20	-	104,104,104,104	0
56	MG	AA	1655	1/1	0.51	-	80,80,80,80	0
56	MG	AA	1620	1/1	0.28	-	76,76,76,76	0
56	MG	BA	3259	1/1	0.34	-	77,77,77,77	0
56	MG	BA	2969	1/1	0.27	-	79,79,79,79	0
56	MG	CA	1923	1/1	0.15	-	77,77,77,77	0
56	MG	CA	1686	1/1	0.24	-	286,286,286,286	0
56	MG	DA	3138	1/1	0.32	-	12,12,12,12	0
56	MG	BA	3115	1/1	0.20	-	62,62,62,62	0
56	MG	BA	3716	1/1	0.08	-	80,80,80,80	0
56	MG	DA	3460	1/1	0.15	-	67,67,67,67	0
56	MG	DA	2941	1/1	0.19	-	93,93,93,93	0
56	MG	BA	3226	1/1	0.31	-	58,58,58,58	0
56	MG	AA	1862	1/1	0.77	-	212,212,212,212	0
56	MG	AA	1735	1/1	0.40	-	52,52,52,52	0
56	MG	BA	3532	1/1	0.27	-	58,58,58,58	0
56	MG	BA	3564	1/1	0.37	-	28,28,28,28	0
56	MG	DA	3059	1/1	0.29	-	82,82,82,82	0
56	MG	CA	1667	1/1	0.27	-	118,118,118,118	0
56	MG	DA	3106	1/1	0.31	-	79,79,79,79	0
56	MG	DA	3049	1/1	0.63	-	52,52,52,52	0
56	MG	BB	201	1/1	0.15	-	59,59,59,59	0
56	MG	DA	3450	1/1	0.11	-	64,64,64,64	0
56	MG	DA	3604	1/1	0.41	-	58,58,58,58	0
56	MG	BA	3704	1/1	0.19	-	43,43,43,43	0
56	MG	DA	3440	1/1	0.42	-	58,58,58,58	0
56	MG	BA	3035	1/1	0.13	-	158,158,158,158	0
56	MG	AA	1660	1/1	0.27	-	105,105,105,105	0
56	MG	BA	2938	1/1	0.23	-	81,81,81,81	0
56	MG	DA	3583	1/1	0.17	-	68,68,68,68	0
56	MG	D5	101	1/1	0.21	-	71,71,71,71	0
56	MG	AA	1603	1/1	0.19	-	64,64,64,64	0
56	MG	DA	2993	1/1	0.38	-	85,85,85,85	0
56	MG	AA	1677	1/1	0.19	-	65,65,65,65	0
56	MG	BA	3034	1/1	0.23	-	36,36,36,36	0
56	MG	DA	3576	1/1	0.29	-	102,102,102,102	0
56	MG	BA	2975	1/1	0.29	-	77,77,77,77	0
56	MG	CW	101	1/1	0.39	-	96,96,96,96	0

*Continued on next page...*



*Continued from previous page...*

Mol	Type	Chain	Res	Atoms	RSR	LLDF	B-factors( $\text{\AA}^2$ )	Q<0.9
56	MG	CA	1834	1/1	0.36	-	108,108,108,108	0
56	MG	DA	3525	1/1	0.13	-	58,58,58,58	0
56	MG	BA	3067	1/1	0.14	-	142,142,142,142	0
56	MG	DA	3492	1/1	0.24	-	61,61,61,61	0
56	MG	DA	3157	1/1	0.19	-	23,23,23,23	0
56	MG	DP	202	1/1	0.32	-	73,73,73,73	0
56	MG	DA	2930	1/1	0.56	-	86,86,86,86	0
56	MG	AA	1637	1/1	0.11	-	67,67,67,67	0
56	MG	DA	3594	1/1	0.31	-	50,50,50,50	0
56	MG	AA	1715	1/1	0.14	-	86,86,86,86	0
56	MG	BA	3160	1/1	0.33	-	51,51,51,51	0
56	MG	DV	201	1/1	0.45	-	85,85,85,85	0
56	MG	DA	3099	1/1	0.06	-	79,79,79,79	0
56	MG	AA	1900	1/1	0.31	-	213,213,213,213	0
56	MG	BA	2991	1/1	0.40	-	80,80,80,80	0
56	MG	DA	2928	1/1	0.14	-	55,55,55,55	0
56	MG	CA	1694	1/1	0.59	-	69,69,69,69	0
56	MG	DA	3510	1/1	0.75	-	69,69,69,69	0
56	MG	BA	3139	1/1	0.40	-	73,73,73,73	0
56	MG	DA	3310	1/1	0.49	-	52,52,52,52	0
56	MG	CA	1743	1/1	0.28	-	169,169,169,169	0
56	MG	DA	3299	1/1	0.39	-	38,38,38,38	0
56	MG	AA	1727	1/1	0.50	-	93,93,93,93	0
56	MG	DA	3553	1/1	0.45	-	21,21,21,21	0
56	MG	DA	3082	1/1	0.10	-	67,67,67,67	0
56	MG	BA	3461	1/1	0.47	-	23,23,23,23	0
56	MG	DA	3132	1/1	0.47	-	13,13,13,13	0
56	MG	BA	3027	1/1	0.21	-	85,85,85,85	0
56	MG	BA	3200	1/1	0.81	-	63,63,63,63	0
56	MG	CY	401	1/1	0.57	-	103,103,103,103	0
56	MG	BA	3608	1/1	0.99	-	54,54,54,54	0
56	MG	DA	3523	1/1	1.03	-	76,76,76,76	0
56	MG	BA	2932	1/1	0.16	-	78,78,78,78	0
56	MG	DA	3105	1/1	0.38	-	94,94,94,94	0
56	MG	AA	1770	1/1	0.36	-	86,86,86,86	0
56	MG	BA	2955	1/1	0.24	-	45,45,45,45	0
56	MG	CA	1796	1/1	0.15	-	41,41,41,41	0
56	MG	CA	1836	1/1	0.35	-	94,94,94,94	0
56	MG	DA	3527	1/1	0.32	-	77,77,77,77	0
56	MG	DB	201	1/1	0.43	-	62,62,62,62	0
56	MG	DA	3229	1/1	0.26	-	37,37,37,37	0
56	MG	BA	3571	1/1	0.45	-	68,68,68,68	0

*Continued on next page...*



*Continued from previous page...*

Mol	Type	Chain	Res	Atoms	RSR	LLDF	B-factors( $\text{\AA}^2$ )	Q<0.9
56	MG	BA	3225	1/1	0.31	-	96,96,96,96	0
56	MG	CA	1823	1/1	0.26	-	166,166,166,166	0
56	MG	DA	3487	1/1	0.60	-	108,108,108,108	0
56	MG	DA	3439	1/1	0.30	-	66,66,66,66	0
56	MG	CA	1874	1/1	1.31	-	89,89,89,89	0
56	MG	BA	3405	1/1	0.80	-	64,64,64,64	0
56	MG	AA	1954	1/1	0.27	-	142,142,142,142	0
56	MG	DA	3610	1/1	0.52	-	56,56,56,56	0
56	MG	BA	2977	1/1	0.25	-	72,72,72,72	0
56	MG	BA	3540	1/1	0.61	-	84,84,84,84	0
56	MG	BA	2908	1/1	0.37	-	235,235,235,235	0
56	MG	CA	1702	1/1	0.51	-	75,75,75,75	0
56	MG	CA	1729	1/1	0.23	-	139,139,139,139	0
56	MG	BA	2925	1/1	0.59	-	76,76,76,76	0
56	MG	DP	201	1/1	0.24	-	43,43,43,43	0
56	MG	BA	3384	1/1	0.14	-	71,71,71,71	0
56	MG	AA	1886	1/1	0.42	-	65,65,65,65	0
56	MG	CA	1803	1/1	0.26	-	146,146,146,146	0
56	MG	CA	1908	1/1	0.32	-	84,84,84,84	0
56	MG	BA	3289	1/1	0.22	-	83,83,83,83	0
56	MG	DA	2912	1/1	0.33	-	78,78,78,78	0
56	MG	AA	1621	1/1	0.16	-	74,74,74,74	0
56	MG	AA	1709	1/1	0.19	-	71,71,71,71	0
56	MG	BA	3011	1/1	0.57	-	82,82,82,82	0
56	MG	DA	3467	1/1	0.21	-	60,60,60,60	0
56	MG	BA	3364	1/1	0.15	-	82,82,82,82	0
56	MG	B0	101	1/1	0.24	-	33,33,33,33	0
56	MG	AA	1829	1/1	1.29	-	232,232,232,232	0
56	MG	BA	3522	1/1	1.15	-	96,96,96,96	0
56	MG	BA	3019	1/1	0.18	-	109,109,109,109	0
56	MG	BA	3389	1/1	0.29	-	47,47,47,47	0
56	MG	CA	1693	1/1	0.40	-	67,67,67,67	0
56	MG	BB	214	1/1	0.29	-	68,68,68,68	0
56	MG	BA	3656	1/1	0.23	-	31,31,31,31	0
56	MG	DA	3496	1/1	0.39	-	40,40,40,40	0
56	MG	AA	1759	1/1	0.96	-	88,88,88,88	0
56	MG	AA	1652	1/1	0.22	-	98,98,98,98	0
56	MG	CA	1713	1/1	0.22	-	88,88,88,88	0
56	MG	BA	3692	1/1	0.39	-	56,56,56,56	0
56	MG	DA	2967	1/1	0.85	-	86,86,86,86	0
56	MG	BA	2926	1/1	0.55	-	80,80,80,80	0
56	MG	BA	2974	1/1	0.24	-	85,85,85,85	0

*Continued on next page...*



*Continued from previous page...*

Mol	Type	Chain	Res	Atoms	RSR	LLDF	B-factors( $\text{\AA}^2$ )	Q<0.9
56	MG	DA	3615	1/1	0.30	-	57,57,57,57	0
56	MG	BA	2933	1/1	0.19	-	69,69,69,69	0
56	MG	AA	1968	1/1	0.91	-	86,86,86,86	0
56	MG	AT	201	1/1	0.32	-	117,117,117,117	0
56	MG	DA	3622	1/1	0.22	-	50,50,50,50	0
56	MG	DA	3212	1/1	0.51	-	42,42,42,42	0
56	MG	DA	3517	1/1	0.37	-	62,62,62,62	0
56	MG	CA	1650	1/1	0.17	-	170,170,170,170	0
56	MG	DA	3429	1/1	0.75	-	59,59,59,59	0
56	MG	BA	3110	1/1	0.30	-	72,72,72,72	0
56	MG	AA	1685	1/1	0.14	-	199,199,199,199	0
56	MG	BA	3615	1/1	0.18	-	73,73,73,73	0
56	MG	DA	3159	1/1	0.32	-	62,62,62,62	0
56	MG	BA	3439	1/1	0.35	-	59,59,59,59	0
56	MG	DA	3139	1/1	0.27	-	33,33,33,33	0
56	MG	AA	1788	1/1	0.25	-	175,175,175,175	0
56	MG	CA	1857	1/1	0.58	-	73,73,73,73	0
56	MG	BA	3450	1/1	0.83	-	83,83,83,83	0
56	MG	DA	3302	1/1	0.38	-	83,83,83,83	0
56	MG	BA	2996	1/1	0.22	-	209,209,209,209	0
56	MG	CA	1668	1/1	0.34	-	118,118,118,118	0
56	MG	AA	1794	1/1	0.11	-	151,151,151,151	0
56	MG	BA	3175	1/1	0.49	-	109,109,109,109	0
56	MG	AA	1988	1/1	0.35	-	53,53,53,53	0
56	MG	DA	3331	1/1	0.25	-	93,93,93,93	0
56	MG	BA	3084	1/1	0.45	-	73,73,73,73	0
56	MG	CA	1895	1/1	0.30	-	126,126,126,126	0
56	MG	DB	218	1/1	0.49	-	111,111,111,111	0
56	MG	DA	2924	1/1	0.51	-	43,43,43,43	0
56	MG	CA	1882	1/1	0.53	-	81,81,81,81	0
56	MG	AW	102	1/1	0.32	-	94,94,94,94	0
56	MG	AA	1857	1/1	0.61	-	45,45,45,45	0
56	MG	DA	3023	1/1	0.42	-	71,71,71,71	0
56	MG	BA	3204	1/1	0.33	-	65,65,65,65	0
56	MG	AA	1905	1/1	0.20	-	59,59,59,59	0
56	MG	BA	3538	1/1	0.33	-	82,82,82,82	0
56	MG	BA	3665	1/1	0.23	-	117,117,117,117	0
56	MG	DA	3017	1/1	0.20	-	60,60,60,60	0
56	MG	BA	3670	1/1	0.29	-	79,79,79,79	0
56	MG	BA	3249	1/1	0.25	-	84,84,84,84	0
56	MG	BA	3102	1/1	0.18	-	61,61,61,61	0
56	MG	BA	3273	1/1	0.43	-	110,110,110,110	0

*Continued on next page...*



*Continued from previous page...*

Mol	Type	Chain	Res	Atoms	RSR	LLDF	B-factors( $\text{\AA}^2$ )	Q<0.9
56	MG	CA	1775	1/1	0.26	-	47,47,47,47	0
56	MG	DA	3197	1/1	0.19	-	21,21,21,21	0
56	MG	DA	3226	1/1	0.33	-	20,20,20,20	0
56	MG	DA	3196	1/1	0.36	-	30,30,30,30	0
56	MG	CA	1692	1/1	0.28	-	62,62,62,62	0
56	MG	BA	3399	1/1	0.54	-	38,38,38,38	0
56	MG	AW	105	1/1	0.09	-	55,55,55,55	0
56	MG	DA	3630	1/1	0.15	-	76,76,76,76	0
56	MG	BA	3417	1/1	0.25	-	56,56,56,56	0
56	MG	AA	1912	1/1	0.30	-	87,87,87,87	0
56	MG	BB	207	1/1	0.15	-	84,84,84,84	0
56	MG	BA	2954	1/1	0.30	-	77,77,77,77	0
56	MG	BA	3322	1/1	0.28	-	46,46,46,46	0
56	MG	AA	1748	1/1	0.28	-	54,54,54,54	0
56	MG	DA	3354	1/1	0.49	-	33,33,33,33	0
56	MG	CA	1666	1/1	0.39	-	73,73,73,73	0
56	MG	DA	2975	1/1	0.85	-	79,79,79,79	0
56	MG	DA	3285	1/1	0.21	-	63,63,63,63	0
56	MG	DA	3520	1/1	0.69	-	93,93,93,93	0
56	MG	AA	1941	1/1	0.62	-	100,100,100,100	0
56	MG	BA	3159	1/1	0.13	-	151,151,151,151	0
56	MG	DA	3039	1/1	0.75	-	72,72,72,72	0
56	MG	BA	3348	1/1	0.41	-	25,25,25,25	0
56	MG	DA	3477	1/1	0.69	-	56,56,56,56	0
56	MG	DA	3124	1/1	0.33	-	32,32,32,32	0
56	MG	AA	1719	1/1	0.13	-	92,92,92,92	0
56	MG	BA	2931	1/1	0.52	-	98,98,98,98	0
56	MG	BA	3016	1/1	0.20	-	168,168,168,168	0
56	MG	AA	1630	1/1	0.57	-	55,55,55,55	0
56	MG	DA	3585	1/1	0.26	-	66,66,66,66	0
56	MG	AA	1928	1/1	0.10	-	67,67,67,67	0
56	MG	CA	1855	1/1	0.27	-	197,197,197,197	0
56	MG	AA	1921	1/1	0.37	-	68,68,68,68	0
56	MG	BA	3291	1/1	0.35	-	94,94,94,94	0
56	MG	BA	3345	1/1	0.33	-	20,20,20,20	0
56	MG	BA	3403	1/1	0.48	-	79,79,79,79	0
56	MG	DA	3305	1/1	0.37	-	46,46,46,46	0
56	MG	DA	3118	1/1	0.15	-	61,61,61,61	0
56	MG	BB	217	1/1	0.17	-	99,99,99,99	0
56	MG	DA	3631	1/1	0.20	-	85,85,85,85	0
56	MG	DA	3369	1/1	0.66	-	86,86,86,86	0
56	MG	BA	3465	1/1	0.52	-	114,114,114,114	0

*Continued on next page...*



*Continued from previous page...*

Mol	Type	Chain	Res	Atoms	RSR	LLDF	B-factors( $\text{\AA}^2$ )	Q<0.9
56	MG	DA	3111	1/1	0.26	-	84,84,84,84	0
56	MG	BA	3657	1/1	0.31	-	55,55,55,55	0
56	MG	DB	220	1/1	0.32	-	40,40,40,40	0
56	MG	DA	3536	1/1	0.68	-	50,50,50,50	0
56	MG	BA	3287	1/1	0.28	-	55,55,55,55	0
56	MG	DA	2988	1/1	0.21	-	85,85,85,85	0
56	MG	BA	3664	1/1	0.24	-	82,82,82,82	0
56	MG	BA	3472	1/1	0.55	-	56,56,56,56	0
56	MG	BA	3554	1/1	0.30	-	62,62,62,62	0
56	MG	BA	3507	1/1	0.29	-	56,56,56,56	0
56	MG	BA	3274	1/1	0.15	-	105,105,105,105	0
56	MG	CA	1847	1/1	0.31	-	84,84,84,84	0
56	MG	CA	1624	1/1	0.35	-	98,98,98,98	0
56	MG	DA	3224	1/1	0.20	-	40,40,40,40	0
56	MG	DA	3175	1/1	0.35	-	38,38,38,38	0
56	MG	BA	3347	1/1	0.25	-	27,27,27,27	0
56	MG	AA	1687	1/1	0.12	-	85,85,85,85	0
56	MG	AA	1838	1/1	0.26	-	56,56,56,56	0
56	MG	AA	1883	1/1	0.41	-	50,50,50,50	0
56	MG	CA	1885	1/1	0.29	-	270,270,270,270	0
56	MG	BA	3090	1/1	0.44	-	60,60,60,60	0
56	MG	DA	3470	1/1	0.27	-	81,81,81,81	0
56	MG	DA	2919	1/1	0.58	-	50,50,50,50	0
56	MG	BA	3612	1/1	0.40	-	96,96,96,96	0
56	MG	DA	3323	1/1	0.15	-	42,42,42,42	0
56	MG	DA	3617	1/1	0.21	-	46,46,46,46	0
56	MG	BA	3307	1/1	0.18	-	83,83,83,83	0
56	MG	AA	1701	1/1	0.13	-	79,79,79,79	0
56	MG	DA	2936	1/1	0.47	-	82,82,82,82	0
56	MG	BA	3605	1/1	0.10	-	72,72,72,72	0
56	MG	BA	3549	1/1	0.17	-	66,66,66,66	0
56	MG	CA	1822	1/1	0.25	-	112,112,112,112	0
56	MG	BA	3534	1/1	0.17	-	32,32,32,32	0
56	MG	DA	2909	1/1	0.56	-	85,85,85,85	0
56	MG	CA	1739	1/1	0.15	-	122,122,122,122	0
56	MG	BA	3577	1/1	0.90	-	88,88,88,88	0
56	MG	DA	3586	1/1	0.63	-	133,133,133,133	0
56	MG	BA	3666	1/1	0.28	-	67,67,67,67	0
56	MG	BA	3003	1/1	0.63	-	113,113,113,113	0
56	MG	BA	3536	1/1	0.63	-	66,66,66,66	0
56	MG	DA	3557	1/1	0.21	-	16,16,16,16	0
56	MG	CA	1849	1/1	0.18	-	75,75,75,75	0

*Continued on next page...*



*Continued from previous page...*

Mol	Type	Chain	Res	Atoms	RSR	LLDF	B-factors( $\text{\AA}^2$ )	Q<0.9
56	MG	BA	3176	1/1	0.29	-	52,52,52,52	0
56	MG	AA	1653	1/1	0.24	-	105,105,105,105	0
56	MG	DA	3233	1/1	0.36	-	62,62,62,62	0
56	MG	AA	1817	1/1	0.56	-	175,175,175,175	0
56	MG	DA	3502	1/1	1.35	-	73,73,73,73	0
56	MG	CA	1846	1/1	0.34	-	101,101,101,101	0
56	MG	AA	1753	1/1	0.46	-	72,72,72,72	0
56	MG	AA	1786	1/1	0.48	-	71,71,71,71	0
56	MG	BA	3707	1/1	0.05	-	84,84,84,84	0
56	MG	AA	1699	1/1	0.41	-	85,85,85,85	0
56	MG	BA	3699	1/1	0.33	-	70,70,70,70	0
56	MG	CA	1622	1/1	0.46	-	59,59,59,59	0
56	MG	DA	3577	1/1	0.71	-	80,80,80,80	0
56	MG	DA	3362	1/1	0.95	-	83,83,83,83	0
56	MG	DA	2955	1/1	0.27	-	30,30,30,30	0
56	MG	CA	1638	1/1	0.14	-	118,118,118,118	0
56	MG	BX	101	1/1	0.11	-	55,55,55,55	0
56	MG	BA	3690	1/1	0.12	-	66,66,66,66	0
56	MG	AA	1848	1/1	0.25	-	125,125,125,125	0
56	MG	BA	3088	1/1	0.19	-	167,167,167,167	0
56	MG	DA	2917	1/1	0.44	-	83,83,83,83	0
56	MG	BA	3081	1/1	0.19	-	79,79,79,79	0
56	MG	AA	1936	1/1	0.84	-	94,94,94,94	0
56	MG	CA	1824	1/1	0.75	-	118,118,118,118	0
56	MG	DA	2995	1/1	0.17	-	65,65,65,65	0
56	MG	DA	3489	1/1	0.33	-	51,51,51,51	0
56	MG	DA	3315	1/1	0.68	-	60,60,60,60	0
56	MG	BA	3429	1/1	0.59	-	43,43,43,43	0
56	MG	DA	3014	1/1	0.19	-	54,54,54,54	0
56	MG	BA	3325	1/1	0.58	-	39,39,39,39	0
56	MG	CD	302	1/1	0.43	-	111,111,111,111	0
56	MG	AA	1890	1/1	0.15	-	124,124,124,124	0
56	MG	CA	1761	1/1	0.47	-	49,49,49,49	0
56	MG	DA	3427	1/1	1.16	-	84,84,84,84	0
56	MG	DB	202	1/1	0.07	-	51,51,51,51	0
56	MG	DA	3484	1/1	0.57	-	98,98,98,98	0
56	MG	DA	3041	1/1	0.17	-	59,59,59,59	0
56	MG	BA	2990	1/1	0.10	-	47,47,47,47	0
56	MG	BA	3051	1/1	0.32	-	32,32,32,32	0
56	MG	AA	1810	1/1	0.08	-	87,87,87,87	0
56	MG	BA	3630	1/1	0.32	-	19,19,19,19	0
56	MG	CA	1922	1/1	0.28	-	67,67,67,67	0

*Continued on next page...*



*Continued from previous page...*

Mol	Type	Chain	Res	Atoms	RSR	LLDF	B-factors( $\text{\AA}^2$ )	Q<0.9
56	MG	AA	1772	1/1	0.44	-	94,94,94,94	0
56	MG	DA	3378	1/1	0.35	-	54,54,54,54	0
56	MG	CA	1897	1/1	0.22	-	227,227,227,227	0
56	MG	BA	3518	1/1	0.23	-	27,27,27,27	0
56	MG	DA	3387	1/1	0.27	-	39,39,39,39	0
56	MG	BA	3424	1/1	0.17	-	32,32,32,32	0
56	MG	BA	3170	1/1	0.39	-	60,60,60,60	0
56	MG	AA	1812	1/1	0.40	-	273,273,273,273	0
56	MG	CA	1615	1/1	0.63	-	110,110,110,110	0
56	MG	DA	3572	1/1	0.12	-	51,51,51,51	0
56	MG	DA	3501	1/1	0.09	-	96,96,96,96	0
56	MG	AA	1718	1/1	0.19	-	75,75,75,75	0
56	MG	AA	1640	1/1	0.13	-	102,102,102,102	0
56	MG	CA	1869	1/1	0.34	-	95,95,95,95	0
56	MG	DA	3121	1/1	0.20	-	41,41,41,41	0
56	MG	AW	112	1/1	0.59	-	82,82,82,82	0
56	MG	DQ	203	1/1	0.17	-	67,67,67,67	0
56	MG	DA	3269	1/1	0.23	-	42,42,42,42	0
56	MG	DA	2957	1/1	0.38	-	64,64,64,64	0
56	MG	CA	1640	1/1	0.32	-	78,78,78,78	0
56	MG	AA	1745	1/1	0.29	-	80,80,80,80	0
56	MG	DA	3511	1/1	0.31	-	64,64,64,64	0
56	MG	BA	3623	1/1	0.27	-	79,79,79,79	0
56	MG	CV	101	1/1	0.34	-	87,87,87,87	0
56	MG	BA	3188	1/1	0.39	-	78,78,78,78	0
56	MG	DA	3548	1/1	0.41	-	85,85,85,85	0
56	MG	BA	3677	1/1	0.40	-	18,18,18,18	0
56	MG	CA	1756	1/1	0.29	-	60,60,60,60	0
56	MG	BA	2973	1/1	0.55	-	160,160,160,160	0
56	MG	AA	1827	1/1	0.34	-	98,98,98,98	0
56	MG	AA	1858	1/1	0.22	-	132,132,132,132	0
56	MG	BA	2943	1/1	1.06	-	98,98,98,98	0
56	MG	DA	3550	1/1	0.39	-	18,18,18,18	0
56	MG	DA	3446	1/1	0.15	-	59,59,59,59	0
56	MG	BA	3341	1/1	0.27	-	69,69,69,69	0
56	MG	DA	3606	1/1	0.16	-	54,54,54,54	0
56	MG	CA	1715	1/1	0.31	-	79,79,79,79	0
56	MG	AA	1611	1/1	0.24	-	109,109,109,109	0
56	MG	CA	1614	1/1	0.51	-	122,122,122,122	0
56	MG	CA	1787	1/1	0.29	-	77,77,77,77	0
56	MG	DA	3328	1/1	0.56	-	48,48,48,48	0
56	MG	DA	3415	1/1	0.42	-	46,46,46,46	0

*Continued on next page...*



*Continued from previous page...*

Mol	Type	Chain	Res	Atoms	RSR	LLDF	B-factors( $\text{\AA}^2$ )	Q<0.9
56	MG	BA	3065	1/1	0.18	-	90,90,90,90	0
56	MG	BA	3490	1/1	0.16	-	45,45,45,45	0
56	MG	BA	3097	1/1	0.64	-	73,73,73,73	0
56	MG	BA	3054	1/1	0.33	-	91,91,91,91	0
56	MG	CA	1604	1/1	0.46	-	99,99,99,99	0
56	MG	CW	107	1/1	0.10	-	50,50,50,50	0
56	MG	DA	2904	1/1	0.55	-	71,71,71,71	0
56	MG	BA	3244	1/1	1.26	-	67,67,67,67	0
56	MG	DA	2918	1/1	0.12	-	49,49,49,49	0
56	MG	BA	3057	1/1	0.34	-	65,65,65,65	0
56	MG	AA	1638	1/1	0.74	-	132,132,132,132	0
56	MG	BA	3095	1/1	0.46	-	90,90,90,90	0
56	MG	DB	205	1/1	0.29	-	94,94,94,94	0
56	MG	CA	1725	1/1	0.98	-	78,78,78,78	0
56	MG	AA	1669	1/1	0.58	-	68,68,68,68	0
56	MG	BA	3227	1/1	0.13	-	90,90,90,90	0
56	MG	DA	3396	1/1	0.23	-	18,18,18,18	0
56	MG	AA	1702	1/1	0.83	-	97,97,97,97	0
56	MG	DA	3185	1/1	0.17	-	12,12,12,12	0
56	MG	AA	1796	1/1	0.83	-	129,129,129,129	0
56	MG	DA	3474	1/1	0.24	-	55,55,55,55	0
56	MG	BA	3158	1/1	0.26	-	150,150,150,150	0
56	MG	BA	3655	1/1	0.41	-	87,87,87,87	0
56	MG	AA	1708	1/1	0.25	-	103,103,103,103	0
56	MG	CA	1853	1/1	0.13	-	52,52,52,52	0
56	MG	DA	3365	1/1	0.40	-	55,55,55,55	0
56	MG	CA	1774	1/1	0.30	-	59,59,59,59	0
56	MG	DA	3607	1/1	0.18	-	30,30,30,30	0
56	MG	DA	3130	1/1	0.62	-	69,69,69,69	0
56	MG	DA	3225	1/1	0.43	-	59,59,59,59	0
56	MG	DA	3528	1/1	0.33	-	54,54,54,54	0
56	MG	DA	3232	1/1	0.63	-	48,48,48,48	0
56	MG	BA	3581	1/1	0.55	-	94,94,94,94	0
56	MG	BA	3126	1/1	0.70	-	235,235,235,235	0
56	MG	AA	1623	1/1	0.08	-	84,84,84,84	0
56	MG	AA	1717	1/1	0.32	-	99,99,99,99	0
56	MG	BA	3535	1/1	0.32	-	68,68,68,68	0
56	MG	DA	3259	1/1	0.34	-	49,49,49,49	0
56	MG	DA	3393	1/1	0.57	-	95,95,95,95	0
56	MG	BA	3292	1/1	0.61	-	40,40,40,40	0
56	MG	AA	1734	1/1	0.22	-	66,66,66,66	0
56	MG	AA	1615	1/1	0.22	-	87,87,87,87	0

*Continued on next page...*



*Continued from previous page...*

Mol	Type	Chain	Res	Atoms	RSR	LLDF	B-factors( $\text{\AA}^2$ )	Q<0.9
56	MG	DA	3495	1/1	0.11	-	63,63,63,63	0
56	MG	BA	3555	1/1	0.20	-	94,94,94,94	0
56	MG	BA	3172	1/1	0.25	-	62,62,62,62	0
56	MG	DA	2926	1/1	0.44	-	91,91,91,91	0
56	MG	BA	3063	1/1	0.52	-	75,75,75,75	0
56	MG	AA	1842	1/1	0.23	-	98,98,98,98	0
56	MG	BA	3569	1/1	0.50	-	87,87,87,87	0
56	MG	CA	1906	1/1	0.11	-	114,114,114,114	0
56	MG	BA	3648	1/1	0.28	-	54,54,54,54	0
56	MG	DA	3480	1/1	0.25	-	42,42,42,42	0
56	MG	BB	212	1/1	0.24	-	99,99,99,99	0
56	MG	DA	3037	1/1	0.44	-	77,77,77,77	0
56	MG	CA	1778	1/1	0.47	-	36,36,36,36	0
56	MG	DA	3504	1/1	0.28	-	68,68,68,68	0
56	MG	BA	3673	1/1	0.27	-	133,133,133,133	0
56	MG	DA	3096	1/1	0.32	-	82,82,82,82	0
56	MG	BA	3183	1/1	0.17	-	79,79,79,79	0
56	MG	BA	3194	1/1	0.37	-	91,91,91,91	0
56	MG	AA	1662	1/1	0.24	-	108,108,108,108	0
56	MG	BA	3105	1/1	0.23	-	122,122,122,122	0
56	MG	BA	3319	1/1	0.41	-	19,19,19,19	0
56	MG	DA	3423	1/1	0.19	-	35,35,35,35	0
56	MG	BA	2981	1/1	0.36	-	79,79,79,79	0
56	MG	D5	102	1/1	0.09	-	68,68,68,68	0
56	MG	AA	1777	1/1	0.20	-	101,101,101,101	0
56	MG	DA	2990	1/1	0.29	-	61,61,61,61	0
56	MG	CA	1910	1/1	0.32	-	77,77,77,77	0
56	MG	AA	1645	1/1	0.36	-	82,82,82,82	0
56	MG	DA	3186	1/1	0.17	-	51,51,51,51	0
56	MG	DA	3380	1/1	0.30	-	85,85,85,85	0
56	MG	BA	3094	1/1	0.43	-	38,38,38,38	0
56	MG	AA	1899	1/1	0.15	-	89,89,89,89	0
56	MG	B5	101	1/1	0.22	-	34,34,34,34	0
56	MG	DA	3347	1/1	0.21	-	23,23,23,23	0
56	MG	CA	1602	1/1	0.22	-	112,112,112,112	0
56	MG	BA	3476	1/1	0.76	-	52,52,52,52	0
56	MG	BA	3398	1/1	0.60	-	64,64,64,64	0
56	MG	BA	3055	1/1	0.30	-	71,71,71,71	0
56	MG	BA	3111	1/1	0.14	-	96,96,96,96	0
56	MG	BA	3594	1/1	0.38	-	88,88,88,88	0
56	MG	BA	3010	1/1	0.36	-	93,93,93,93	0
56	MG	DA	3095	1/1	0.13	-	100,100,100,100	0

*Continued on next page...*



*Continued from previous page...*

Mol	Type	Chain	Res	Atoms	RSR	LLDF	B-factors( $\text{\AA}^2$ )	Q<0.9
56	MG	CA	1697	1/1	0.69	-	50,50,50,50	0
56	MG	AA	1824	1/1	0.58	-	108,108,108,108	0
56	MG	BA	3503	1/1	0.80	-	195,195,195,195	0
56	MG	DA	3391	1/1	0.16	-	57,57,57,57	0
56	MG	BA	3548	1/1	0.71	-	88,88,88,88	0
56	MG	CA	1695	1/1	0.33	-	108,108,108,108	0
56	MG	CA	1851	1/1	0.41	-	94,94,94,94	0
56	MG	BA	2948	1/1	0.52	-	56,56,56,56	0
56	MG	AA	1978	1/1	0.29	-	129,129,129,129	0
56	MG	BA	3464	1/1	0.31	-	84,84,84,84	0
56	MG	DA	2921	1/1	0.15	-	113,113,113,113	0
56	MG	DA	3491	1/1	0.33	-	71,71,71,71	0
56	MG	DA	3552	1/1	0.50	-	19,19,19,19	0
56	MG	BA	3659	1/1	0.14	-	46,46,46,46	0
56	MG	AA	1607	1/1	0.51	-	97,97,97,97	0
56	MG	CA	1601	1/1	0.17	-	34,34,34,34	0
56	MG	AA	1865	1/1	0.51	-	98,98,98,98	0
56	MG	BA	3711	1/1	0.17	-	104,104,104,104	0
56	MG	BA	3367	1/1	0.34	-	84,84,84,84	0
56	MG	DA	3566	1/1	0.23	-	43,43,43,43	0
56	MG	AA	1650	1/1	0.14	-	93,93,93,93	0
56	MG	BA	3619	1/1	0.26	-	53,53,53,53	0
56	MG	DA	3372	1/1	0.21	-	40,40,40,40	0
56	MG	BA	2909	1/1	0.32	-	114,114,114,114	0
56	MG	DA	3360	1/1	0.22	-	64,64,64,64	0
56	MG	BA	3222	1/1	0.43	-	70,70,70,70	0
56	MG	BA	3047	1/1	0.28	-	50,50,50,50	0
56	MG	BA	2956	1/1	0.14	-	42,42,42,42	0
56	MG	DA	3058	1/1	0.11	-	72,72,72,72	0
56	MG	DB	203	1/1	0.12	-	66,66,66,66	0
56	MG	BA	3022	1/1	1.01	-	168,168,168,168	0
56	MG	BA	3376	1/1	0.17	-	59,59,59,59	0
56	MG	BA	3245	1/1	0.54	-	185,185,185,185	0
56	MG	BA	3353	1/1	0.36	-	54,54,54,54	0
56	MG	AA	1647	1/1	0.18	-	34,34,34,34	0
56	MG	CA	1881	1/1	0.19	-	111,111,111,111	0
56	MG	CA	1817	1/1	0.36	-	111,111,111,111	0
56	MG	BA	3446	1/1	0.21	-	93,93,93,93	0
56	MG	DA	3456	1/1	0.17	-	116,116,116,116	0
56	MG	BA	2924	1/1	1.07	-	64,64,64,64	0
56	MG	BA	3342	1/1	0.21	-	25,25,25,25	0
56	MG	DA	3272	1/1	0.22	-	53,53,53,53	0

*Continued on next page...*



*Continued from previous page...*

Mol	Type	Chain	Res	Atoms	RSR	LLDF	B-factors( $\text{\AA}^2$ )	Q<0.9
56	MG	AA	1882	1/1	0.44	-	32,32,32,32	0
56	MG	BA	3565	1/1	0.34	-	63,63,63,63	0
56	MG	CA	1734	1/1	0.21	-	196,196,196,196	0
56	MG	BA	3688	1/1	0.17	-	59,59,59,59	0
56	MG	CA	1665	1/1	0.55	-	94,94,94,94	0
56	MG	CA	1742	1/1	0.60	-	61,61,61,61	0
56	MG	AW	110	1/1	0.25	-	145,145,145,145	0
56	MG	BA	2915	1/1	0.26	-	102,102,102,102	0
56	MG	DA	3580	1/1	0.43	-	79,79,79,79	0
56	MG	BA	3545	1/1	0.48	-	245,245,245,245	0
56	MG	DA	3494	1/1	0.26	-	112,112,112,112	0
56	MG	DA	3443	1/1	0.20	-	45,45,45,45	0
56	MG	DX	101	1/1	0.34	-	99,99,99,99	0
56	MG	BA	3106	1/1	0.22	-	57,57,57,57	0
56	MG	DA	3114	1/1	0.16	-	81,81,81,81	0
56	MG	AA	1632	1/1	0.46	-	87,87,87,87	0
56	MG	BA	3107	1/1	0.55	-	87,87,87,87	0
56	MG	DA	3198	1/1	0.43	-	41,41,41,41	0
56	MG	BA	3500	1/1	0.47	-	72,72,72,72	0
56	MG	DA	3339	1/1	0.33	-	63,63,63,63	0
56	MG	BA	2912	1/1	0.43	-	67,67,67,67	0
56	MG	CA	1610	1/1	0.34	-	78,78,78,78	0
56	MG	DA	2932	1/1	0.11	-	59,59,59,59	0
56	MG	BA	3231	1/1	0.24	-	39,39,39,39	0
56	MG	CA	1877	1/1	0.89	-	154,154,154,154	0
56	MG	DA	3560	1/1	0.40	-	55,55,55,55	0
56	MG	DA	3612	1/1	0.18	-	52,52,52,52	0
56	MG	BA	3414	1/1	0.62	-	47,47,47,47	0
56	MG	DA	3144	1/1	0.41	-	14,14,14,14	0
56	MG	DA	2956	1/1	0.32	-	59,59,59,59	0
56	MG	CA	1863	1/1	0.34	-	69,69,69,69	0
56	MG	DA	3407	1/1	0.10	-	62,62,62,62	0
56	MG	AT	202	1/1	0.40	-	100,100,100,100	0
56	MG	BA	3516	1/1	0.15	-	29,29,29,29	0
56	MG	AA	1852	1/1	0.12	-	89,89,89,89	0
56	MG	BA	2966	1/1	0.18	-	49,49,49,49	0
56	MG	BA	3166	1/1	0.37	-	70,70,70,70	0
56	MG	DA	3250	1/1	0.62	-	77,77,77,77	0
56	MG	DA	3428	1/1	0.66	-	71,71,71,71	0
56	MG	DA	2971	1/1	0.14	-	132,132,132,132	0
56	MG	CA	1617	1/1	0.42	-	69,69,69,69	0
56	MG	AW	106	1/1	0.19	-	87,87,87,87	0

*Continued on next page...*



*Continued from previous page...*

Mol	Type	Chain	Res	Atoms	RSR	LLDF	B-factors( $\text{\AA}^2$ )	Q<0.9
56	MG	CA	1759	1/1	0.42	-	65,65,65,65	0
56	MG	CA	1903	1/1	0.27	-	73,73,73,73	0
56	MG	BB	210	1/1	0.14	-	88,88,88,88	0
56	MG	BA	3437	1/1	0.87	-	82,82,82,82	0
56	MG	DA	3279	1/1	0.23	-	29,29,29,29	0
56	MG	CA	1619	1/1	0.10	-	128,128,128,128	0
56	MG	BA	3485	1/1	0.50	-	53,53,53,53	0
56	MG	BA	3686	1/1	0.43	-	28,28,28,28	0
56	MG	BB	218	1/1	0.44	-	50,50,50,50	0
56	MG	DA	3008	1/1	0.60	-	70,70,70,70	0
56	MG	AA	1991	1/1	0.09	-	96,96,96,96	0
56	MG	CA	1699	1/1	0.56	-	152,152,152,152	0
56	MG	AA	1711	1/1	0.18	-	83,83,83,83	0
56	MG	DA	3614	1/1	0.30	-	50,50,50,50	0
56	MG	DA	3449	1/1	0.27	-	53,53,53,53	0
56	MG	DA	3306	1/1	0.53	-	48,48,48,48	0
56	MG	CA	1733	1/1	0.11	-	197,197,197,197	0
56	MG	CA	1837	1/1	0.25	-	66,66,66,66	0
56	MG	DA	3402	1/1	0.62	-	28,28,28,28	0
56	MG	CA	1890	1/1	0.25	-	59,59,59,59	0
56	MG	DA	3514	1/1	0.21	-	48,48,48,48	0
56	MG	BA	3213	1/1	0.50	-	125,125,125,125	0
56	MG	DA	3543	1/1	0.16	-	88,88,88,88	0
56	MG	BA	3678	1/1	0.29	-	20,20,20,20	0
56	MG	CA	1722	1/1	0.79	-	168,168,168,168	0
56	MG	DB	210	1/1	0.27	-	82,82,82,82	0
56	MG	DA	3116	1/1	0.13	-	124,124,124,124	0
56	MG	DA	3574	1/1	0.50	-	67,67,67,67	0
56	MG	DA	3007	1/1	0.17	-	70,70,70,70	0
56	MG	DB	209	1/1	0.96	-	143,143,143,143	0
56	MG	BA	3096	1/1	0.62	-	173,173,173,173	0
56	MG	DA	3045	1/1	0.47	-	62,62,62,62	0
56	MG	DA	3370	1/1	0.45	-	66,66,66,66	0
56	MG	AA	1983	1/1	1.09	-	76,76,76,76	0
56	MG	BA	3026	1/1	0.54	-	114,114,114,114	0
56	MG	DA	3067	1/1	0.66	-	83,83,83,83	0
56	MG	DA	3252	1/1	0.36	-	42,42,42,42	0
56	MG	DA	3371	1/1	0.40	-	65,65,65,65	0
56	MG	BA	3248	1/1	0.49	-	102,102,102,102	0
56	MG	CW	103	1/1	0.09	-	57,57,57,57	0
56	MG	BA	3257	1/1	0.59	-	69,69,69,69	0
56	MG	CA	1661	1/1	0.22	-	68,68,68,68	0

*Continued on next page...*



*Continued from previous page...*

Mol	Type	Chain	Res	Atoms	RSR	LLDF	B-factors( $\text{\AA}^2$ )	Q<0.9
56	MG	BD	301	1/1	0.20	-	15,15,15,15	0
56	MG	DA	2961	1/1	0.40	-	143,143,143,143	0
56	MG	AA	1904	1/1	0.44	-	43,43,43,43	0
56	MG	BA	3509	1/1	0.25	-	75,75,75,75	0
56	MG	DA	3308	1/1	0.87	-	72,72,72,72	0
56	MG	DA	3589	1/1	0.16	-	74,74,74,74	0
56	MG	DA	3151	1/1	0.21	-	12,12,12,12	0
56	MG	BA	3198	1/1	0.50	-	66,66,66,66	0
56	MG	DA	2938	1/1	0.38	-	71,71,71,71	0
56	MG	DA	3332	1/1	0.28	-	45,45,45,45	0
56	MG	AA	1639	1/1	0.78	-	114,114,114,114	0
56	MG	BA	3024	1/1	0.27	-	65,65,65,65	0
56	MG	BA	3602	1/1	0.46	-	117,117,117,117	0
56	MG	CA	1719	1/1	0.44	-	106,106,106,106	0
56	MG	BA	3529	1/1	0.31	-	79,79,79,79	0
56	MG	BA	3658	1/1	0.58	-	71,71,71,71	0
56	MG	AA	1869	1/1	0.57	-	34,34,34,34	0
56	MG	CA	1723	1/1	0.18	-	76,76,76,76	0
56	MG	DA	3521	1/1	0.31	-	93,93,93,93	0
56	MG	BA	2988	1/1	0.37	-	77,77,77,77	0
56	MG	BA	3085	1/1	0.50	-	116,116,116,116	0
56	MG	BA	3684	1/1	0.33	-	47,47,47,47	0
56	MG	DA	3412	1/1	0.25	-	60,60,60,60	0
56	MG	DA	3101	1/1	0.33	-	101,101,101,101	0
56	MG	DA	3061	1/1	0.10	-	62,62,62,62	0
56	MG	AA	1967	1/1	0.27	-	61,61,61,61	0
56	MG	AA	1966	1/1	0.30	-	51,51,51,51	0
56	MG	AA	1915	1/1	0.15	-	50,50,50,50	0
56	MG	DA	2905	1/1	0.14	-	87,87,87,87	0
56	MG	BA	3041	1/1	0.27	-	68,68,68,68	0
56	MG	CA	1831	1/1	0.47	-	62,62,62,62	0
56	MG	AA	1736	1/1	0.55	-	83,83,83,83	0
56	MG	DA	3275	1/1	0.80	-	52,52,52,52	0
56	MG	DA	2933	1/1	0.30	-	35,35,35,35	0
56	MG	CA	1613	1/1	0.71	-	71,71,71,71	0
56	MG	BA	3400	1/1	0.21	-	37,37,37,37	0
56	MG	CA	1884	1/1	0.52	-	79,79,79,79	0
56	MG	DA	3214	1/1	0.38	-	22,22,22,22	0
56	MG	DA	3128	1/1	0.31	-	101,101,101,101	0
56	MG	DA	3618	1/1	0.23	-	69,69,69,69	0
56	MG	BA	3488	1/1	0.31	-	62,62,62,62	0
56	MG	CA	1632	1/1	0.18	-	84,84,84,84	0

*Continued on next page...*



*Continued from previous page...*

Mol	Type	Chain	Res	Atoms	RSR	LLDF	B-factors( $\text{\AA}^2$ )	Q<0.9
56	MG	BA	3206	1/1	0.27	-	176,176,176,176	0
56	MG	AA	1608	1/1	0.73	-	108,108,108,108	0
56	MG	BA	3165	1/1	0.24	-	59,59,59,59	0
56	MG	BA	3413	1/1	0.16	-	21,21,21,21	0
56	MG	BA	3179	1/1	0.75	-	98,98,98,98	0
56	MG	BA	3366	1/1	0.48	-	31,31,31,31	0
56	MG	DA	3295	1/1	0.32	-	48,48,48,48	0
56	MG	CW	106	1/1	0.15	-	59,59,59,59	0
56	MG	DA	3043	1/1	1.31	-	77,77,77,77	0
56	MG	BA	3272	1/1	0.29	-	49,49,49,49	0
56	MG	AA	1664	1/1	0.34	-	64,64,64,64	0
56	MG	AA	1835	1/1	0.93	-	76,76,76,76	0
56	MG	BA	3642	1/1	0.37	-	34,34,34,34	0
56	MG	BA	3533	1/1	0.17	-	97,97,97,97	0
56	MG	DA	3071	1/1	0.14	-	92,92,92,92	0
56	MG	BA	3652	1/1	0.20	-	63,63,63,63	0
56	MG	DA	3529	1/1	0.30	-	70,70,70,70	0
56	MG	DA	3398	1/1	0.89	-	107,107,107,107	0
56	MG	AA	1853	1/1	0.30	-	69,69,69,69	0
56	MG	DA	3322	1/1	0.17	-	46,46,46,46	0
56	MG	AA	1910	1/1	0.65	-	68,68,68,68	0
56	MG	BA	3644	1/1	0.42	-	106,106,106,106	0
56	MG	BA	3140	1/1	0.37	-	55,55,55,55	0
56	MG	DA	3047	1/1	0.64	-	69,69,69,69	0
56	MG	AA	1680	1/1	0.16	-	87,87,87,87	0
56	MG	DA	2973	1/1	0.23	-	57,57,57,57	0
56	MG	AA	1679	1/1	0.16	-	112,112,112,112	0
56	MG	DA	3204	1/1	0.18	-	35,35,35,35	0
56	MG	BA	2928	1/1	0.14	-	80,80,80,80	0
56	MG	BA	2994	1/1	0.52	-	71,71,71,71	0
56	MG	BA	3181	1/1	0.56	-	56,56,56,56	0
56	MG	CA	1918	1/1	0.19	-	107,107,107,107	0
56	MG	DA	3587	1/1	0.11	-	90,90,90,90	0
56	MG	BA	3363	1/1	0.43	-	19,19,19,19	0
56	MG	CA	1835	1/1	0.58	-	61,61,61,61	0
56	MG	BA	3304	1/1	0.32	-	167,167,167,167	0
56	MG	BA	3017	1/1	0.41	-	27,27,27,27	0
56	MG	DA	3357	1/1	0.48	-	78,78,78,78	0
56	MG	AA	1957	1/1	0.90	-	109,109,109,109	0
56	MG	DA	3209	1/1	0.23	-	17,17,17,17	0
56	MG	BA	3344	1/1	0.50	-	39,39,39,39	0
56	MG	CA	1841	1/1	0.78	-	77,77,77,77	0

*Continued on next page...*



*Continued from previous page...*

Mol	Type	Chain	Res	Atoms	RSR	LLDF	B-factors( $\text{\AA}^2$ )	Q<0.9
56	MG	CA	1673	1/1	0.34	-	73,73,73,73	0
56	MG	DA	3090	1/1	0.25	-	47,47,47,47	0
56	MG	BP	201	1/1	0.34	-	54,54,54,54	0
56	MG	BA	3433	1/1	0.38	-	97,97,97,97	0
56	MG	CA	1689	1/1	0.27	-	52,52,52,52	0
56	MG	DA	3002	1/1	0.36	-	139,139,139,139	0
56	MG	BA	3637	1/1	0.13	-	20,20,20,20	0
56	MG	DA	3389	1/1	0.21	-	68,68,68,68	0
56	MG	AA	1813	1/1	0.29	-	134,134,134,134	0
56	MG	DA	3234	1/1	0.10	-	31,31,31,31	0
56	MG	DA	3100	1/1	0.44	-	97,97,97,97	0
56	MG	BA	3635	1/1	0.43	-	37,37,37,37	0
56	MG	BA	3674	1/1	0.30	-	55,55,55,55	0
56	MG	AA	1613	1/1	0.16	-	83,83,83,83	0
56	MG	AA	1859	1/1	0.35	-	177,177,177,177	0
57	ZN	CD	301	1/1	0.33	-	109,109,109,109	0
56	MG	DA	3444	1/1	0.25	-	55,55,55,55	0
56	MG	CA	1645	1/1	1.02	-	113,113,113,113	0
56	MG	DA	3184	1/1	0.38	-	14,14,14,14	0
56	MG	BA	3359	1/1	0.10	-	106,106,106,106	0
56	MG	BA	3649	1/1	0.28	-	104,104,104,104	0
56	MG	AW	109	1/1	0.85	-	91,91,91,91	0
56	MG	BA	3199	1/1	0.31	-	69,69,69,69	0
56	MG	BA	3467	1/1	0.14	-	103,103,103,103	0
56	MG	BA	3352	1/1	0.21	-	17,17,17,17	0
56	MG	BA	3250	1/1	0.19	-	269,269,269,269	0
56	MG	BA	2901	1/1	0.90	-	123,123,123,123	0
56	MG	DA	3532	1/1	0.29	-	72,72,72,72	0
56	MG	DA	3089	1/1	0.09	-	70,70,70,70	0
56	MG	AA	1926	1/1	0.46	-	37,37,37,37	0
56	MG	DA	3590	1/1	0.57	-	74,74,74,74	0
56	MG	AA	1825	1/1	0.47	-	138,138,138,138	0
56	MG	BA	2999	1/1	0.07	-	92,92,92,92	0
56	MG	DA	3570	1/1	0.37	-	72,72,72,72	0
56	MG	CA	1678	1/1	1.68	-	128,128,128,128	0
56	MG	CA	1721	1/1	0.15	-	74,74,74,74	0
56	MG	AA	1752	1/1	0.46	-	183,183,183,183	0
56	MG	BA	3512	1/1	0.18	-	42,42,42,42	0
56	MG	AA	1757	1/1	0.33	-	74,74,74,74	0
56	MG	AA	1955	1/1	0.26	-	87,87,87,87	0
56	MG	BA	3724	1/1	0.72	-	119,119,119,119	0
56	MG	CA	1843	1/1	0.33	-	103,103,103,103	0

*Continued on next page...*



*Continued from previous page...*

Mol	Type	Chain	Res	Atoms	RSR	LLDF	B-factors( $\text{\AA}^2$ )	Q<0.9
56	MG	DA	3117	1/1	0.28	-	72,72,72,72	0
56	MG	DA	2952	1/1	0.61	-	68,68,68,68	0
56	MG	BA	3253	1/1	0.22	-	73,73,73,73	0
56	MG	DA	3203	1/1	0.21	-	51,51,51,51	0
56	MG	DA	3473	1/1	0.26	-	51,51,51,51	0
56	MG	DA	3069	1/1	0.29	-	32,32,32,32	0
56	MG	CW	113	1/1	0.21	-	89,89,89,89	0
56	MG	DA	3568	1/1	0.42	-	65,65,65,65	0
56	MG	AA	1938	1/1	0.18	-	72,72,72,72	0
56	MG	BA	3174	1/1	0.22	-	69,69,69,69	0
56	MG	CA	1780	1/1	0.55	-	72,72,72,72	0
56	MG	CA	1763	1/1	0.19	-	46,46,46,46	0
56	MG	AA	1850	1/1	0.17	-	98,98,98,98	0
56	MG	AA	1885	1/1	0.18	-	61,61,61,61	0
56	MG	BA	3616	1/1	0.72	-	62,62,62,62	0
56	MG	DA	3190	1/1	0.15	-	25,25,25,25	0
56	MG	BA	3531	1/1	0.33	-	71,71,71,71	0
56	MG	AA	1940	1/1	0.17	-	82,82,82,82	0
56	MG	BA	3267	1/1	0.36	-	123,123,123,123	0
56	MG	BA	3207	1/1	0.25	-	65,65,65,65	0
56	MG	AA	1927	1/1	0.16	-	48,48,48,48	0
56	MG	DA	3287	1/1	0.86	-	44,44,44,44	0
56	MG	BA	3157	1/1	0.70	-	57,57,57,57	0
56	MG	DA	3466	1/1	0.25	-	90,90,90,90	0
56	MG	AA	1636	1/1	0.21	-	97,97,97,97	0
56	MG	BT	201	1/1	0.24	-	63,63,63,63	0
56	MG	DA	3016	1/1	0.37	-	99,99,99,99	0
56	MG	BA	3151	1/1	0.30	-	80,80,80,80	0
56	MG	CA	1816	1/1	0.64	-	77,77,77,77	0
56	MG	CA	1637	1/1	0.35	-	53,53,53,53	0
56	MG	DA	3220	1/1	0.28	-	43,43,43,43	0
56	MG	DA	3009	1/1	0.54	-	130,130,130,130	0
56	MG	AA	1929	1/1	0.31	-	79,79,79,79	0
56	MG	DA	3626	1/1	0.38	-	117,117,117,117	0
56	MG	AA	1830	1/1	0.68	-	179,179,179,179	0
56	MG	CA	1797	1/1	0.97	-	61,61,61,61	0
56	MG	DA	3624	1/1	0.23	-	35,35,35,35	0
56	MG	CA	1618	1/1	0.48	-	49,49,49,49	0
56	MG	CA	1771	1/1	0.15	-	70,70,70,70	0
56	MG	AA	1768	1/1	0.18	-	183,183,183,183	0
56	MG	DA	3490	1/1	0.24	-	96,96,96,96	0
56	MG	DA	3401	1/1	0.35	-	81,81,81,81	0

*Continued on next page...*



*Continued from previous page...*

Mol	Type	Chain	Res	Atoms	RSR	LLDF	B-factors( $\text{\AA}^2$ )	Q<0.9
56	MG	DA	2987	1/1	0.20	-	63,63,63,63	0
56	MG	BA	3007	1/1	0.54	-	170,170,170,170	0
56	MG	AA	1987	1/1	0.58	-	121,121,121,121	0
56	MG	AA	1815	1/1	0.36	-	74,74,74,74	0
56	MG	DA	3034	1/1	0.65	-	49,49,49,49	0
56	MG	BA	3638	1/1	0.30	-	73,73,73,73	0
56	MG	BA	3255	1/1	0.36	-	66,66,66,66	0
56	MG	BA	3621	1/1	0.45	-	106,106,106,106	0
56	MG	DA	3432	1/1	0.32	-	104,104,104,104	0
56	MG	BA	3501	1/1	0.20	-	52,52,52,52	0
56	MG	BA	3320	1/1	0.40	-	23,23,23,23	0
56	MG	DA	3282	1/1	0.41	-	42,42,42,42	0
56	MG	BA	3196	1/1	0.09	-	84,84,84,84	0
56	MG	BA	3613	1/1	0.55	-	76,76,76,76	0
56	MG	DA	2925	1/1	0.58	-	80,80,80,80	0
56	MG	DA	3392	1/1	0.12	-	38,38,38,38	0
56	MG	BA	3661	1/1	0.69	-	56,56,56,56	0
56	MG	DA	3579	1/1	0.39	-	36,36,36,36	0
56	MG	BA	2902	1/1	0.20	-	86,86,86,86	0
56	MG	AA	1807	1/1	0.24	-	45,45,45,45	0
56	MG	AA	1832	1/1	0.16	-	67,67,67,67	0
56	MG	CA	1883	1/1	0.25	-	78,78,78,78	0
56	MG	AA	1894	1/1	0.23	-	124,124,124,124	0
56	MG	AA	1958	1/1	0.28	-	72,72,72,72	0
56	MG	BA	3543	1/1	0.26	-	53,53,53,53	0
56	MG	BA	3651	1/1	0.27	-	92,92,92,92	0
56	MG	BA	3167	1/1	0.37	-	60,60,60,60	0
56	MG	BA	2910	1/1	0.09	-	79,79,79,79	0
56	MG	DA	2943	1/1	0.15	-	25,25,25,25	0
56	MG	BA	2921	1/1	0.60	-	95,95,95,95	0
56	MG	DA	3411	1/1	0.67	-	59,59,59,59	0
56	MG	AA	1919	1/1	0.51	-	47,47,47,47	0
56	MG	AA	1816	1/1	0.24	-	69,69,69,69	0
56	MG	DA	3500	1/1	0.85	-	72,72,72,72	0
56	MG	BA	3459	1/1	0.21	-	80,80,80,80	0
56	MG	BA	3211	1/1	0.49	-	71,71,71,71	0
56	MG	AA	1952	1/1	0.08	-	53,53,53,53	0
56	MG	BA	3517	1/1	0.56	-	55,55,55,55	0
56	MG	DA	3556	1/1	0.25	-	19,19,19,19	0
56	MG	DA	3558	1/1	0.35	-	14,14,14,14	0
56	MG	DA	3181	1/1	0.34	-	13,13,13,13	0
56	MG	BA	3418	1/1	0.16	-	27,27,27,27	0

*Continued on next page...*



*Continued from previous page...*

Mol	Type	Chain	Res	Atoms	RSR	LLDF	B-factors(Å <sup>2</sup> )	Q<0.9
56	MG	BA	3285	1/1	0.21	-	66,66,66,66	0
56	MG	CA	1644	1/1	1.07	-	120,120,120,120	0
56	MG	BA	3570	1/1	0.15	-	83,83,83,83	0
56	MG	CA	1926	1/1	0.80	-	101,101,101,101	0
56	MG	CA	1754	1/1	1.33	-	162,162,162,162	0
56	MG	DA	3565	1/1	0.18	-	51,51,51,51	0
56	MG	AA	1849	1/1	0.20	-	95,95,95,95	0
56	MG	BA	3607	1/1	0.18	-	105,105,105,105	0
56	MG	DA	3368	1/1	0.14	-	83,83,83,83	0
56	MG	BA	3521	1/1	0.20	-	53,53,53,53	0
56	MG	CA	1603	1/1	0.23	-	255,255,255,255	0
56	MG	AA	1803	1/1	0.29	-	77,77,77,77	0
56	MG	DA	3571	1/1	0.99	-	70,70,70,70	0
56	MG	AA	1906	1/1	0.71	-	38,38,38,38	0
56	MG	CW	110	1/1	0.12	-	90,90,90,90	0
56	MG	BA	3357	1/1	0.20	-	64,64,64,64	0
56	MG	DA	3335	1/1	0.33	-	38,38,38,38	0
56	MG	AA	1769	1/1	0.38	-	79,79,79,79	0
56	MG	CA	1711	1/1	0.64	-	88,88,88,88	0
56	MG	DA	3537	1/1	0.34	-	62,62,62,62	0
56	MG	AA	1840	1/1	1.26	-	79,79,79,79	0
56	MG	CA	1782	1/1	0.56	-	56,56,56,56	0
56	MG	BA	2982	1/1	0.29	-	86,86,86,86	0
56	MG	AA	1674	1/1	0.27	-	126,126,126,126	0
56	MG	BA	3238	1/1	0.47	-	61,61,61,61	0
56	MG	DA	2901	1/1	0.24	-	47,47,47,47	0
56	MG	BA	3239	1/1	0.43	-	99,99,99,99	0
56	MG	DA	3395	1/1	0.11	-	95,95,95,95	0
56	MG	BA	3109	1/1	0.24	-	63,63,63,63	0
56	MG	AA	1722	1/1	0.32	-	72,72,72,72	0
56	MG	BA	3346	1/1	0.12	-	111,111,111,111	0
56	MG	CA	1768	1/1	0.23	-	55,55,55,55	0
56	MG	BA	3640	1/1	0.43	-	60,60,60,60	0
56	MG	DA	3356	1/1	0.12	-	107,107,107,107	0
56	MG	DA	3336	1/1	0.15	-	51,51,51,51	0
56	MG	BA	2929	1/1	0.53	-	64,64,64,64	0
56	MG	BA	3700	1/1	0.37	-	60,60,60,60	0
56	MG	BA	3492	1/1	0.50	-	102,102,102,102	0
56	MG	CA	1864	1/1	0.40	-	157,157,157,157	0
56	MG	BA	3312	1/1	0.49	-	20,20,20,20	0
56	MG	BA	3014	1/1	0.23	-	44,44,44,44	0
56	MG	DA	3609	1/1	0.24	-	27,27,27,27	0

*Continued on next page...*



*Continued from previous page...*

Mol	Type	Chain	Res	Atoms	RSR	LLDF	B-factors( $\text{\AA}^2$ )	Q<0.9
56	MG	AA	1965	1/1	0.12	-	37,37,37,37	0
56	MG	DA	3311	1/1	0.34	-	54,54,54,54	0
56	MG	CW	112	1/1	0.26	-	103,103,103,103	0
56	MG	DA	3001	1/1	0.56	-	79,79,79,79	0
56	MG	AA	1914	1/1	0.13	-	53,53,53,53	0
56	MG	BA	3460	1/1	0.32	-	51,51,51,51	0
56	MG	DA	2922	1/1	0.15	-	47,47,47,47	0
56	MG	BA	2971	1/1	0.91	-	89,89,89,89	0
56	MG	DA	3216	1/1	0.27	-	23,23,23,23	0
56	MG	DA	3475	1/1	0.19	-	54,54,54,54	0
56	MG	BA	3329	1/1	0.47	-	19,19,19,19	0
56	MG	D7	102	1/1	0.21	-	32,32,32,32	0
56	MG	DA	3164	1/1	0.18	-	30,30,30,30	0
56	MG	BA	3164	1/1	0.31	-	62,62,62,62	0
56	MG	DA	3326	1/1	0.40	-	47,47,47,47	0
56	MG	DA	3403	1/1	0.79	-	77,77,77,77	0
56	MG	BA	3180	1/1	0.71	-	113,113,113,113	0
56	MG	CA	1717	1/1	0.29	-	121,121,121,121	0
56	MG	BA	3308	1/1	0.15	-	88,88,88,88	0
56	MG	AA	1901	1/1	0.29	-	71,71,71,71	0
56	MG	DA	3107	1/1	0.66	-	139,139,139,139	0
56	MG	AA	1617	1/1	0.20	-	108,108,108,108	0
56	MG	BA	3083	1/1	0.20	-	69,69,69,69	0
56	MG	BA	3002	1/1	0.37	-	91,91,91,91	0
56	MG	DA	3438	1/1	0.33	-	73,73,73,73	0
56	MG	BA	3356	1/1	0.30	-	43,43,43,43	0
56	MG	AA	1783	1/1	0.44	-	127,127,127,127	0
56	MG	AA	1962	1/1	0.36	-	55,55,55,55	0
56	MG	DA	2906	1/1	0.24	-	70,70,70,70	0
56	MG	CA	1770	1/1	0.29	-	39,39,39,39	0
56	MG	DA	3627	1/1	0.30	-	81,81,81,81	0
56	MG	DA	3363	1/1	0.18	-	42,42,42,42	0
56	MG	AA	1932	1/1	0.46	-	159,159,159,159	0
56	MG	AC	301	1/1	1.42	-	98,98,98,98	0
56	MG	DB	208	1/1	0.26	-	83,83,83,83	0
56	MG	AA	1673	1/1	0.21	-	104,104,104,104	0
56	MG	AA	1990	1/1	0.25	-	58,58,58,58	0
56	MG	CA	1608	1/1	0.05	-	86,86,86,86	0
56	MG	DA	3388	1/1	0.14	-	63,63,63,63	0
56	MG	DH	201	1/1	0.28	-	64,64,64,64	0
56	MG	DA	3300	1/1	0.22	-	69,69,69,69	0
56	MG	BA	3568	1/1	0.15	-	84,84,84,84	0

*Continued on next page...*



*Continued from previous page...*

Mol	Type	Chain	Res	Atoms	RSR	LLDF	B-factors( $\text{\AA}^2$ )	Q<0.9
56	MG	CA	1651	1/1	0.37	-	95,95,95,95	0
56	MG	CA	1710	1/1	1.15	-	97,97,97,97	0
56	MG	BA	2964	1/1	0.24	-	74,74,74,74	0
56	MG	AA	1713	1/1	0.13	-	84,84,84,84	0
56	MG	CA	1794	1/1	0.35	-	60,60,60,60	0
56	MG	CA	1639	1/1	0.08	-	100,100,100,100	0
56	MG	DA	3120	1/1	0.37	-	76,76,76,76	0
56	MG	AA	1864	1/1	0.24	-	116,116,116,116	0
56	MG	BA	3108	1/1	0.40	-	61,61,61,61	0
56	MG	BA	3669	1/1	0.63	-	53,53,53,53	0
56	MG	DA	3588	1/1	0.27	-	24,24,24,24	0
56	MG	CW	104	1/1	0.36	-	87,87,87,87	0
56	MG	DA	3085	1/1	0.22	-	49,49,49,49	0
56	MG	BA	2985	1/1	0.32	-	61,61,61,61	0
56	MG	DA	3011	1/1	0.40	-	47,47,47,47	0
56	MG	CA	1680	1/1	0.87	-	77,77,77,77	0
56	MG	DA	3213	1/1	0.29	-	60,60,60,60	0
56	MG	DA	3156	1/1	0.33	-	33,33,33,33	0
56	MG	CA	1867	1/1	0.23	-	82,82,82,82	0
56	MG	CA	1757	1/1	0.46	-	43,43,43,43	0
56	MG	DA	3103	1/1	0.14	-	65,65,65,65	0
56	MG	BA	3235	1/1	0.07	-	63,63,63,63	0
56	MG	BA	3268	1/1	0.50	-	102,102,102,102	0
56	MG	BA	3190	1/1	0.33	-	49,49,49,49	0
56	MG	DA	3448	1/1	0.18	-	43,43,43,43	0
56	MG	BA	3350	1/1	0.34	-	28,28,28,28	0
56	MG	CA	1870	1/1	0.09	-	73,73,73,73	0
56	MG	BA	3590	1/1	0.30	-	90,90,90,90	0
56	MG	DA	3534	1/1	0.54	-	70,70,70,70	0
56	MG	DA	3513	1/1	0.24	-	34,34,34,34	0
56	MG	CA	1776	1/1	0.69	-	125,125,125,125	0
56	MG	BA	3541	1/1	0.26	-	44,44,44,44	0
56	MG	AA	1665	1/1	0.17	-	59,59,59,59	0
56	MG	BA	3679	1/1	0.30	-	27,27,27,27	0
56	MG	BA	2937	1/1	0.23	-	71,71,71,71	0
56	MG	AA	1688	1/1	0.24	-	80,80,80,80	0
56	MG	DA	3021	1/1	0.47	-	66,66,66,66	0
56	MG	DA	3005	1/1	0.40	-	89,89,89,89	0
56	MG	DA	3441	1/1	0.38	-	46,46,46,46	0
56	MG	AA	1692	1/1	0.42	-	134,134,134,134	0
56	MG	DA	3097	1/1	0.53	-	68,68,68,68	0
56	MG	AA	1723	1/1	0.24	-	106,106,106,106	0

*Continued on next page...*



*Continued from previous page...*

Mol	Type	Chain	Res	Atoms	RSR	LLDF	B-factors( $\text{\AA}^2$ )	Q<0.9
56	MG	BA	3618	1/1	0.52	-	79,79,79,79	0
56	MG	BA	3251	1/1	0.25	-	55,55,55,55	0
56	MG	CM	201	1/1	1.19	-	84,84,84,84	0
56	MG	DA	3599	1/1	0.32	-	14,14,14,14	0
56	MG	BA	3458	1/1	0.21	-	52,52,52,52	0
56	MG	BA	3009	1/1	0.19	-	86,86,86,86	0
56	MG	DA	3235	1/1	0.65	-	41,41,41,41	0
56	MG	BA	2961	1/1	0.20	-	83,83,83,83	0
56	MG	CA	1682	1/1	0.11	-	152,152,152,152	0
56	MG	AA	1884	1/1	0.38	-	47,47,47,47	0
56	MG	DA	2962	1/1	0.15	-	59,59,59,59	0
56	MG	AA	1873	1/1	0.24	-	110,110,110,110	0
56	MG	CA	1751	1/1	0.64	-	163,163,163,163	0
56	MG	BA	3038	1/1	0.17	-	58,58,58,58	0
56	MG	DA	2953	1/1	0.18	-	151,151,151,151	0
56	MG	BA	3156	1/1	0.51	-	74,74,74,74	0
56	MG	BE	301	1/1	0.45	-	60,60,60,60	0
56	MG	CA	1866	1/1	0.61	-	85,85,85,85	0
56	MG	CA	1875	1/1	0.90	-	267,267,267,267	0
56	MG	DA	2964	1/1	0.40	-	65,65,65,65	0
56	MG	BA	3276	1/1	0.59	-	107,107,107,107	0
56	MG	BA	3639	1/1	0.40	-	79,79,79,79	0
56	MG	DQ	201	1/1	0.19	-	49,49,49,49	0
56	MG	AA	1747	1/1	0.34	-	109,109,109,109	0
56	MG	DA	3459	1/1	0.27	-	76,76,76,76	0
56	MG	BA	3592	1/1	0.26	-	132,132,132,132	0
56	MG	BA	3119	1/1	1.45	-	133,133,133,133	0
56	MG	AA	1658	1/1	0.17	-	76,76,76,76	0
56	MG	DA	3222	1/1	0.36	-	17,17,17,17	0
56	MG	AA	1624	1/1	0.46	-	45,45,45,45	0
56	MG	BA	3260	1/1	0.22	-	109,109,109,109	0
56	MG	DA	2939	1/1	0.60	-	66,66,66,66	0
56	MG	DA	3384	1/1	0.30	-	62,62,62,62	0
56	MG	BA	3514	1/1	1.23	-	80,80,80,80	0
56	MG	AA	1728	1/1	0.22	-	130,130,130,130	0
56	MG	BA	2952	1/1	0.09	-	55,55,55,55	0
56	MG	BA	3033	1/1	0.21	-	78,78,78,78	0
56	MG	BA	3580	1/1	0.47	-	60,60,60,60	0
56	MG	DA	3530	1/1	0.28	-	70,70,70,70	0
56	MG	BA	2916	1/1	0.28	-	37,37,37,37	0
56	MG	BA	3505	1/1	1.22	-	101,101,101,101	0
56	MG	DA	3383	1/1	0.42	-	51,51,51,51	0

*Continued on next page...*



*Continued from previous page...*

Mol	Type	Chain	Res	Atoms	RSR	LLDF	B-factors( $\text{\AA}^2$ )	Q<0.9
56	MG	CA	1795	1/1	0.65	-	84,84,84,84	0
56	MG	BA	3068	1/1	0.53	-	115,115,115,115	0
56	MG	BA	3436	1/1	0.30	-	86,86,86,86	0
56	MG	AY	403	1/1	0.83	-	87,87,87,87	0
56	MG	CA	1747	1/1	1.13	-	122,122,122,122	0
56	MG	DA	3485	1/1	0.73	-	120,120,120,120	0
56	MG	BA	2907	1/1	0.34	-	129,129,129,129	0
56	MG	BA	3474	1/1	0.41	-	44,44,44,44	0
56	MG	CA	1891	1/1	0.20	-	63,63,63,63	0
56	MG	BA	3100	1/1	0.15	-	70,70,70,70	0
56	MG	AA	1971	1/1	0.17	-	60,60,60,60	0
56	MG	CA	1652	1/1	0.74	-	193,193,193,193	0
56	MG	AA	1982	1/1	0.11	-	73,73,73,73	0
56	MG	AY	402	1/1	0.18	-	40,40,40,40	0
56	MG	BA	3028	1/1	0.53	-	70,70,70,70	0
56	MG	DA	3070	1/1	0.59	-	69,69,69,69	0
56	MG	BA	3191	1/1	0.29	-	64,64,64,64	0
56	MG	AA	1980	1/1	0.52	-	76,76,76,76	0
56	MG	CA	1840	1/1	0.57	-	101,101,101,101	0
57	ZN	AN	101	1/1	0.15	-	115,115,115,115	0
56	MG	DA	3133	1/1	0.34	-	20,20,20,20	0
56	MG	BA	3695	1/1	0.10	-	95,95,95,95	0
56	MG	CA	1900	1/1	0.50	-	112,112,112,112	0
56	MG	CW	105	1/1	0.60	-	65,65,65,65	0
56	MG	BA	3462	1/1	0.40	-	95,95,95,95	0
56	MG	BA	3060	1/1	0.56	-	80,80,80,80	0
56	MG	BA	3301	1/1	0.17	-	64,64,64,64	0
56	MG	DA	2999	1/1	0.19	-	102,102,102,102	0
56	MG	CA	1909	1/1	0.15	-	133,133,133,133	0
56	MG	AA	1642	1/1	0.24	-	120,120,120,120	0
56	MG	AA	1766	1/1	0.29	-	77,77,77,77	0
56	MG	BA	3103	1/1	0.39	-	89,89,89,89	0
56	MG	BA	3660	1/1	0.36	-	45,45,45,45	0
56	MG	AA	1604	1/1	0.20	-	91,91,91,91	0
56	MG	AA	1758	1/1	0.16	-	48,48,48,48	0
56	MG	BA	3563	1/1	0.68	-	83,83,83,83	0
56	MG	BA	3372	1/1	0.28	-	27,27,27,27	0
56	MG	AA	1907	1/1	0.51	-	45,45,45,45	0
56	MG	CA	1814	1/1	0.24	-	156,156,156,156	0
56	MG	DA	3240	1/1	0.13	-	35,35,35,35	0
56	MG	BA	3045	1/1	0.95	-	103,103,103,103	0
56	MG	DA	3329	1/1	0.32	-	46,46,46,46	0

*Continued on next page...*



*Continued from previous page...*

Mol	Type	Chain	Res	Atoms	RSR	LLDF	B-factors( $\text{\AA}^2$ )	Q<0.9
56	MG	CA	1612	1/1	0.28	-	82,82,82,82	0
56	MG	BA	3698	1/1	0.33	-	55,55,55,55	0
56	MG	D5	103	1/1	0.31	-	61,61,61,61	0
56	MG	BA	3709	1/1	0.33	-	97,97,97,97	0
56	MG	AA	1949	1/1	0.14	-	60,60,60,60	0
56	MG	BA	3634	1/1	0.36	-	11,11,11,11	0
56	MG	DA	3126	1/1	0.55	-	65,65,65,65	0
56	MG	BA	3282	1/1	0.59	-	78,78,78,78	0
56	MG	BA	3449	1/1	0.35	-	49,49,49,49	0
56	MG	AY	401	1/1	0.54	-	119,119,119,119	0
56	MG	BA	3101	1/1	0.15	-	106,106,106,106	0
56	MG	DA	3547	1/1	0.44	-	70,70,70,70	0
56	MG	CA	1753	1/1	0.27	-	63,63,63,63	0
56	MG	BA	3685	1/1	1.04	-	79,79,79,79	0
56	MG	BA	3523	1/1	0.55	-	47,47,47,47	0
56	MG	CA	1700	1/1	0.98	-	180,180,180,180	0
56	MG	DA	2963	1/1	0.43	-	62,62,62,62	0
56	MG	DA	3261	1/1	0.27	-	32,32,32,32	0
56	MG	BA	3539	1/1	0.50	-	71,71,71,71	0
56	MG	DA	3561	1/1	0.17	-	16,16,16,16	0
56	MG	CA	1907	1/1	0.52	-	77,77,77,77	0
56	MG	BA	3132	1/1	0.45	-	53,53,53,53	0
56	MG	AA	1854	1/1	0.51	-	187,187,187,187	0
56	MG	BA	3161	1/1	0.41	-	73,73,73,73	0
56	MG	DA	2954	1/1	0.42	-	90,90,90,90	0
56	MG	CA	1856	1/1	0.36	-	136,136,136,136	0
56	MG	BA	3265	1/1	0.23	-	114,114,114,114	0
56	MG	DA	3390	1/1	0.78	-	53,53,53,53	0
56	MG	DA	3507	1/1	0.42	-	70,70,70,70	0
56	MG	DA	3276	1/1	0.18	-	26,26,26,26	0
56	MG	BA	3354	1/1	0.33	-	38,38,38,38	0
56	MG	DA	3461	1/1	0.15	-	73,73,73,73	0
56	MG	BA	2942	1/1	0.51	-	37,37,37,37	0
56	MG	CA	1879	1/1	0.35	-	53,53,53,53	0
56	MG	BA	3263	1/1	0.41	-	66,66,66,66	0
56	MG	BA	3149	1/1	0.19	-	44,44,44,44	0
56	MG	BA	3021	1/1	0.09	-	111,111,111,111	0
56	MG	BA	3606	1/1	0.37	-	72,72,72,72	0
56	MG	DA	3270	1/1	0.65	-	69,69,69,69	0
56	MG	BA	3689	1/1	0.30	-	67,67,67,67	0
56	MG	CA	1792	1/1	0.98	-	122,122,122,122	0
56	MG	DA	3352	1/1	0.12	-	86,86,86,86	0

*Continued on next page...*



*Continued from previous page...*

Mol	Type	Chain	Res	Atoms	RSR	LLDF	B-factors(Å <sup>2</sup> )	Q<0.9
56	MG	AW	107	1/1	0.48	-	102,102,102,102	0
56	MG	CA	1896	1/1	0.38	-	95,95,95,95	0
56	MG	DA	2974	1/1	0.18	-	90,90,90,90	0
56	MG	DA	3165	1/1	0.48	-	25,25,25,25	0
56	MG	DA	3414	1/1	0.12	-	48,48,48,48	0
56	MG	BA	3723	1/1	0.20	-	71,71,71,71	0
56	MG	AA	1970	1/1	0.50	-	62,62,62,62	0
56	MG	BA	3324	1/1	0.32	-	15,15,15,15	0
56	MG	AA	1911	1/1	0.11	-	38,38,38,38	0
56	MG	BA	3370	1/1	0.43	-	50,50,50,50	0
56	MG	BA	3310	1/1	0.44	-	117,117,117,117	0
56	MG	BA	2941	1/1	0.33	-	87,87,87,87	0
56	MG	AA	1942	1/1	0.16	-	92,92,92,92	0
56	MG	BA	2965	1/1	0.47	-	167,167,167,167	0
56	MG	DA	3353	1/1	0.11	-	66,66,66,66	0
56	MG	CA	1671	1/1	0.33	-	92,92,92,92	0
56	MG	BA	3453	1/1	0.43	-	40,40,40,40	0
56	MG	DA	3076	1/1	0.35	-	88,88,88,88	0
56	MG	DA	2991	1/1	0.73	-	80,80,80,80	0
56	MG	AA	1787	1/1	0.30	-	79,79,79,79	0
56	MG	DA	3180	1/1	0.45	-	37,37,37,37	0
56	MG	BA	3416	1/1	0.39	-	42,42,42,42	0
56	MG	DA	3174	1/1	0.31	-	49,49,49,49	0
56	MG	BA	2986	1/1	0.41	-	45,45,45,45	0
56	MG	DA	3093	1/1	0.47	-	76,76,76,76	0
56	MG	AA	1880	1/1	0.31	-	43,43,43,43	0
56	MG	CA	1706	1/1	0.23	-	88,88,88,88	0
56	MG	BA	3379	1/1	0.34	-	23,23,23,23	0
56	MG	DA	2972	1/1	0.67	-	187,187,187,187	0
56	MG	AA	1704	1/1	0.46	-	186,186,186,186	0
56	MG	DA	2981	1/1	0.56	-	105,105,105,105	0
56	MG	DI	202	1/1	0.14	-	54,54,54,54	0
56	MG	BB	206	1/1	0.23	-	188,188,188,188	0
56	MG	BA	3524	1/1	0.30	-	95,95,95,95	0
56	MG	DA	3168	1/1	0.42	-	33,33,33,33	0
56	MG	CA	1924	1/1	0.53	-	73,73,73,73	0
56	MG	CA	1631	1/1	1.27	-	119,119,119,119	0
56	MG	CA	1606	1/1	0.39	-	115,115,115,115	0
56	MG	BA	3546	1/1	0.63	-	200,200,200,200	0
56	MG	BA	2917	1/1	0.55	-	188,188,188,188	0
56	MG	BA	3647	1/1	0.32	-	88,88,88,88	0
56	MG	DA	2959	1/1	0.56	-	48,48,48,48	0

*Continued on next page...*



*Continued from previous page...*

Mol	Type	Chain	Res	Atoms	RSR	LLDF	B-factors( $\text{\AA}^2$ )	Q<0.9
56	MG	DA	3399	1/1	0.10	-	85,85,85,85	0
56	MG	DA	3596	1/1	0.42	-	15,15,15,15	0
56	MG	BA	3258	1/1	0.65	-	67,67,67,67	0
56	MG	DA	3386	1/1	0.19	-	102,102,102,102	0
56	MG	BA	3150	1/1	0.27	-	79,79,79,79	0
56	MG	DA	3621	1/1	0.41	-	77,77,77,77	0
56	MG	AW	117	1/1	0.12	-	68,68,68,68	0
56	MG	DA	3413	1/1	0.64	-	79,79,79,79	0
56	MG	AA	1947	1/1	0.46	-	89,89,89,89	0
56	MG	DA	3593	1/1	0.14	-	70,70,70,70	0
56	MG	DA	3512	1/1	0.50	-	33,33,33,33	0
56	MG	DA	3228	1/1	0.43	-	31,31,31,31	0
56	MG	DA	3088	1/1	0.31	-	86,86,86,86	0
56	MG	CA	1623	1/1	0.14	-	43,43,43,43	0
56	MG	DB	219	1/1	0.67	-	66,66,66,66	0
56	MG	BA	3087	1/1	0.41	-	82,82,82,82	0
56	MG	AA	1612	1/1	0.67	-	87,87,87,87	0
56	MG	AA	1814	1/1	0.49	-	58,58,58,58	0
56	MG	BA	3046	1/1	0.50	-	126,126,126,126	0
56	MG	DA	3409	1/1	0.39	-	102,102,102,102	0
56	MG	AA	1820	1/1	0.34	-	166,166,166,166	0
56	MG	CY	402	1/1	0.23	-	44,44,44,44	0
56	MG	DA	3424	1/1	0.38	-	52,52,52,52	0
56	MG	DA	2982	1/1	0.23	-	44,44,44,44	0
56	MG	DA	3193	1/1	0.08	-	34,34,34,34	0
56	MG	AA	1975	1/1	0.28	-	121,121,121,121	0
56	MG	CA	1832	1/1	0.17	-	65,65,65,65	0
56	MG	BA	3185	1/1	0.65	-	66,66,66,66	0
56	MG	AA	1937	1/1	0.25	-	51,51,51,51	0
56	MG	BA	3237	1/1	0.53	-	90,90,90,90	0
56	MG	BA	3271	1/1	0.23	-	68,68,68,68	0
56	MG	DA	2960	1/1	0.55	-	68,68,68,68	0
56	MG	CA	1727	1/1	0.11	-	112,112,112,112	0
56	MG	BA	3048	1/1	0.36	-	54,54,54,54	0
56	MG	CA	1676	1/1	0.21	-	88,88,88,88	0
56	MG	BA	3703	1/1	0.96	-	70,70,70,70	0
56	MG	BA	3300	1/1	0.48	-	89,89,89,89	0
56	MG	BA	3593	1/1	0.30	-	57,57,57,57	0
56	MG	CW	116	1/1	0.14	-	70,70,70,70	0
56	MG	DA	3567	1/1	0.20	-	74,74,74,74	0
56	MG	DA	3256	1/1	0.21	-	41,41,41,41	0
56	MG	CA	1670	1/1	0.32	-	61,61,61,61	0

*Continued on next page...*



*Continued from previous page...*

Mol	Type	Chain	Res	Atoms	RSR	LLDF	B-factors( $\text{\AA}^2$ )	Q<0.9
56	MG	BA	3506	1/1	0.41	-	53,53,53,53	0
56	MG	AA	1959	1/1	0.24	-	63,63,63,63	0
56	MG	BA	3335	1/1	0.77	-	49,49,49,49	0
56	MG	CA	1765	1/1	0.25	-	38,38,38,38	0
56	MG	DA	3620	1/1	0.44	-	50,50,50,50	0
56	MG	CA	1659	1/1	0.39	-	57,57,57,57	0
56	MG	DA	3340	1/1	0.36	-	67,67,67,67	0
56	MG	BA	3071	1/1	0.24	-	52,52,52,52	0
56	MG	BA	3163	1/1	0.61	-	93,93,93,93	0
56	MG	AV	101	1/1	0.76	-	109,109,109,109	0
56	MG	BA	3585	1/1	0.42	-	87,87,87,87	0
56	MG	BA	3296	1/1	0.65	-	59,59,59,59	0
56	MG	BA	3496	1/1	0.44	-	63,63,63,63	0
56	MG	DA	3457	1/1	0.42	-	64,64,64,64	0
56	MG	BA	3018	1/1	0.15	-	59,59,59,59	0
56	MG	DA	3223	1/1	0.16	-	75,75,75,75	0
56	MG	BA	3559	1/1	0.28	-	76,76,76,76	0
56	MG	BA	3252	1/1	0.41	-	78,78,78,78	0
56	MG	DA	2916	1/1	0.49	-	57,57,57,57	0
56	MG	BA	3171	1/1	0.21	-	43,43,43,43	0
56	MG	BA	3614	1/1	0.14	-	107,107,107,107	0
56	MG	CA	1886	1/1	0.20	-	100,100,100,100	0
56	MG	BA	3552	1/1	0.23	-	29,29,29,29	0
56	MG	AA	1821	1/1	0.12	-	70,70,70,70	0
56	MG	BA	3380	1/1	0.74	-	49,49,49,49	0
56	MG	DA	3426	1/1	0.45	-	63,63,63,63	0
56	MG	DA	3355	1/1	0.18	-	102,102,102,102	0
56	MG	BA	3129	1/1	0.33	-	72,72,72,72	0
56	MG	BA	3015	1/1	0.32	-	71,71,71,71	0
56	MG	BA	3142	1/1	0.52	-	67,67,67,67	0
56	MG	DA	2966	1/1	0.29	-	42,42,42,42	0
56	MG	BA	3203	1/1	0.43	-	98,98,98,98	0
56	MG	DA	3134	1/1	0.46	-	18,18,18,18	0
56	MG	BA	2960	1/1	0.42	-	74,74,74,74	0
56	MG	BA	3187	1/1	0.24	-	56,56,56,56	0
56	MG	DA	3462	1/1	0.57	-	55,55,55,55	0
56	MG	AW	115	1/1	0.41	-	111,111,111,111	0
56	MG	DA	3422	1/1	0.25	-	77,77,77,77	0
56	MG	AA	1689	1/1	0.19	-	169,169,169,169	0
56	MG	AA	1981	1/1	0.17	-	90,90,90,90	0
56	MG	BA	3080	1/1	0.24	-	112,112,112,112	0
56	MG	BA	3406	1/1	0.46	-	28,28,28,28	0

*Continued on next page...*



*Continued from previous page...*

Mol	Type	Chain	Res	Atoms	RSR	LLDF	B-factors( $\text{\AA}^2$ )	Q<0.9
56	MG	CA	1643	1/1	0.10	-	126,126,126,126	0
56	MG	BA	3718	1/1	0.28	-	163,163,163,163	0
56	MG	BA	3480	1/1	0.29	-	77,77,77,77	0
56	MG	BA	3154	1/1	0.77	-	169,169,169,169	0
56	MG	DB	206	1/1	0.42	-	121,121,121,121	0
56	MG	BA	3236	1/1	0.43	-	132,132,132,132	0
56	MG	DA	3004	1/1	0.49	-	100,100,100,100	0
56	MG	BA	3629	1/1	0.89	-	129,129,129,129	0
56	MG	CA	1872	1/1	0.35	-	88,88,88,88	0
56	MG	CA	1815	1/1	0.24	-	80,80,80,80	0
56	MG	BA	3112	1/1	0.16	-	83,83,83,83	0
56	MG	DA	3237	1/1	0.47	-	42,42,42,42	0
56	MG	BA	3066	1/1	0.19	-	61,61,61,61	0
56	MG	DA	3434	1/1	0.36	-	61,61,61,61	0
56	MG	AO	101	1/1	0.34	-	110,110,110,110	0
56	MG	B3	101	1/1	0.42	-	26,26,26,26	0
56	MG	BA	3471	1/1	0.13	-	45,45,45,45	0
56	MG	CA	1790	1/1	0.88	-	86,86,86,86	0
56	MG	DA	3294	1/1	0.55	-	64,64,64,64	0
56	MG	DA	3143	1/1	0.47	-	19,19,19,19	0
56	MG	BA	3192	1/1	0.27	-	90,90,90,90	0
56	MG	DA	3135	1/1	0.53	-	17,17,17,17	0
56	MG	AA	1773	1/1	0.50	-	281,281,281,281	0
56	MG	AA	1984	1/1	0.26	-	42,42,42,42	0
56	MG	BA	3715	1/1	0.45	-	75,75,75,75	0
56	MG	CA	1865	1/1	0.50	-	108,108,108,108	0
56	MG	BA	3082	1/1	0.20	-	119,119,119,119	0
56	MG	DB	213	1/1	0.18	-	76,76,76,76	0
56	MG	CA	1785	1/1	0.31	-	63,63,63,63	0
56	MG	AA	1876	1/1	0.39	-	123,123,123,123	0
56	MG	BA	3266	1/1	0.34	-	73,73,73,73	0
56	MG	AA	1779	1/1	0.54	-	74,74,74,74	0
56	MG	DF	302	1/1	0.23	-	25,25,25,25	0
56	MG	BA	3589	1/1	0.19	-	135,135,135,135	0
56	MG	AA	1646	1/1	0.11	-	73,73,73,73	0
56	MG	DA	3442	1/1	0.43	-	64,64,64,64	0
56	MG	BA	3317	1/1	0.39	-	16,16,16,16	0
56	MG	AA	1846	1/1	0.42	-	118,118,118,118	0
56	MG	DA	3246	1/1	0.60	-	51,51,51,51	0
56	MG	BA	3043	1/1	0.36	-	155,155,155,155	0
56	MG	DA	3123	1/1	0.64	-	72,72,72,72	0
56	MG	DA	3600	1/1	0.21	-	23,23,23,23	0

*Continued on next page...*



*Continued from previous page...*

Mol	Type	Chain	Res	Atoms	RSR	LLDF	B-factors( $\text{\AA}^2$ )	Q<0.9
56	MG	DA	3469	1/1	0.17	-	55,55,55,55	0
56	MG	CA	1766	1/1	0.36	-	49,49,49,49	0
56	MG	CA	1758	1/1	0.21	-	40,40,40,40	0
56	MG	CA	1878	1/1	0.35	-	66,66,66,66	0
56	MG	CA	1646	1/1	0.11	-	113,113,113,113	0
56	MG	BA	3327	1/1	0.31	-	28,28,28,28	0
56	MG	BA	3489	1/1	0.21	-	54,54,54,54	0
56	MG	CA	1607	1/1	0.37	-	138,138,138,138	0
56	MG	AA	1675	1/1	0.92	-	96,96,96,96	0
56	MG	BA	3550	1/1	0.12	-	68,68,68,68	0
56	MG	BA	3138	1/1	0.28	-	82,82,82,82	0
56	MG	CA	1916	1/1	0.66	-	77,77,77,77	0
56	MG	BA	3598	1/1	0.28	-	62,62,62,62	0
56	MG	AA	1805	1/1	0.26	-	71,71,71,71	0
56	MG	AA	1631	1/1	0.76	-	76,76,76,76	0
56	MG	DA	3253	1/1	0.34	-	30,30,30,30	0
56	MG	BA	2993	1/1	0.31	-	57,57,57,57	0
56	MG	CA	1873	1/1	0.23	-	207,207,207,207	0
56	MG	DA	3160	1/1	0.56	-	45,45,45,45	0
56	MG	AA	1818	1/1	0.18	-	44,44,44,44	0
56	MG	BA	3542	1/1	0.58	-	116,116,116,116	0
56	MG	BA	3653	1/1	0.18	-	62,62,62,62	0
56	MG	BA	3182	1/1	0.48	-	70,70,70,70	0
56	MG	DA	3249	1/1	0.41	-	120,120,120,120	0
56	MG	BA	3470	1/1	0.54	-	65,65,65,65	0
56	MG	DA	3048	1/1	0.56	-	49,49,49,49	0
56	MG	BA	3528	1/1	0.51	-	53,53,53,53	0
56	MG	AA	1726	1/1	0.58	-	141,141,141,141	0
56	MG	DB	207	1/1	0.12	-	87,87,87,87	0
56	MG	CA	1805	1/1	0.20	-	63,63,63,63	0
56	MG	BB	222	1/1	0.22	-	206,206,206,206	0
56	MG	DA	3044	1/1	0.39	-	87,87,87,87	0
56	MG	BA	2983	1/1	0.14	-	44,44,44,44	0
56	MG	CA	1703	1/1	0.19	-	89,89,89,89	0
56	MG	DW	201	1/1	0.54	-	76,76,76,76	0
56	MG	AA	1764	1/1	0.88	-	103,103,103,103	0
56	MG	AA	1721	1/1	0.35	-	128,128,128,128	0
56	MG	CA	1769	1/1	0.20	-	58,58,58,58	0
56	MG	AA	1953	1/1	0.38	-	51,51,51,51	0
56	MG	DA	3405	1/1	0.18	-	91,91,91,91	0
56	MG	AA	1903	1/1	0.26	-	51,51,51,51	0
56	MG	BA	3473	1/1	0.81	-	70,70,70,70	0

*Continued on next page...*



*Continued from previous page...*

Mol	Type	Chain	Res	Atoms	RSR	LLDF	B-factors( $\text{\AA}^2$ )	Q<0.9
56	MG	CA	1904	1/1	0.26	-	80,80,80,80	0
56	MG	BA	3349	1/1	0.36	-	43,43,43,43	0
56	MG	BA	3556	1/1	0.60	-	54,54,54,54	0
56	MG	AA	1705	1/1	0.29	-	101,101,101,101	0
56	MG	BA	3230	1/1	0.82	-	103,103,103,103	0
56	MG	BA	3116	1/1	0.16	-	87,87,87,87	0
56	MG	CA	1848	1/1	0.35	-	113,113,113,113	0
56	MG	AA	1856	1/1	0.36	-	134,134,134,134	0
56	MG	BA	3133	1/1	0.30	-	48,48,48,48	0
56	MG	DA	3142	1/1	0.40	-	30,30,30,30	0
56	MG	AA	1872	1/1	0.70	-	67,67,67,67	0
56	MG	DA	3236	1/1	0.65	-	30,30,30,30	0
56	MG	CA	1914	1/1	0.23	-	96,96,96,96	0
56	MG	CA	1629	1/1	0.23	-	93,93,93,93	0
56	MG	CA	1737	1/1	0.97	-	98,98,98,98	0
56	MG	CA	1788	1/1	0.20	-	66,66,66,66	0
56	MG	DA	3320	1/1	0.12	-	78,78,78,78	0
56	MG	CA	1801	1/1	0.25	-	76,76,76,76	0
56	MG	DA	3519	1/1	1.49	-	78,78,78,78	0
56	MG	CA	1779	1/1	0.39	-	72,72,72,72	0
56	MG	DB	214	1/1	0.12	-	110,110,110,110	0
56	MG	CA	1833	1/1	0.65	-	65,65,65,65	0
56	MG	BA	3440	1/1	0.35	-	37,37,37,37	0
56	MG	DA	3137	1/1	0.29	-	23,23,23,23	0
56	MG	BA	3499	1/1	0.20	-	40,40,40,40	0
56	MG	BA	3604	1/1	0.35	-	72,72,72,72	0
56	MG	AW	116	1/1	0.23	-	86,86,86,86	0
56	MG	BA	3186	1/1	0.45	-	98,98,98,98	0
56	MG	BA	3597	1/1	0.56	-	91,91,91,91	0
56	MG	AA	1742	1/1	1.38	-	197,197,197,197	0
56	MG	BA	3445	1/1	0.18	-	19,19,19,19	0
56	MG	DQ	202	1/1	0.25	-	31,31,31,31	0
56	MG	CA	1709	1/1	0.25	-	61,61,61,61	0
56	MG	CA	1755	1/1	0.84	-	120,120,120,120	0
56	MG	DA	3465	1/1	0.20	-	60,60,60,60	0
56	MG	DA	3400	1/1	0.34	-	88,88,88,88	0
56	MG	DA	3146	1/1	0.78	-	50,50,50,50	0
56	MG	BA	3475	1/1	0.61	-	55,55,55,55	0
56	MG	BA	3128	1/1	0.78	-	111,111,111,111	0
56	MG	DA	3603	1/1	0.08	-	17,17,17,17	0
56	MG	DA	3421	1/1	0.44	-	76,76,76,76	0
56	MG	CA	1616	1/1	0.43	-	61,61,61,61	0

*Continued on next page...*



*Continued from previous page...*

Mol	Type	Chain	Res	Atoms	RSR	LLDF	B-factors( $\text{\AA}^2$ )	Q<0.9
56	MG	DA	3418	1/1	0.21	-	11,11,11,11	0
56	MG	BA	3037	1/1	0.25	-	101,101,101,101	0
56	MG	AA	1930	1/1	0.48	-	198,198,198,198	0
56	MG	BA	3323	1/1	0.26	-	47,47,47,47	0
56	MG	BA	3293	1/1	0.15	-	62,62,62,62	0
56	MG	DA	3218	1/1	0.18	-	29,29,29,29	0
56	MG	BA	3627	1/1	0.26	-	100,100,100,100	0
56	MG	DA	3015	1/1	0.51	-	91,91,91,91	0
56	MG	BA	2934	1/1	0.77	-	79,79,79,79	0
56	MG	DA	3397	1/1	0.35	-	54,54,54,54	0
56	MG	DA	3546	1/1	0.40	-	62,62,62,62	0
56	MG	DA	3055	1/1	0.12	-	75,75,75,75	0
56	MG	AA	1979	1/1	0.61	-	118,118,118,118	0
56	MG	DA	3359	1/1	0.42	-	57,57,57,57	0
56	MG	CA	1839	1/1	0.14	-	38,38,38,38	0
56	MG	DA	3194	1/1	0.09	-	28,28,28,28	0
56	MG	CA	1663	1/1	0.64	-	210,210,210,210	0
56	MG	AA	1629	1/1	0.79	-	83,83,83,83	0
56	MG	CV	102	1/1	0.67	-	78,78,78,78	0
56	MG	DA	3455	1/1	0.22	-	72,72,72,72	0
56	MG	DA	3243	1/1	0.55	-	77,77,77,77	0
56	MG	AA	1875	1/1	0.12	-	37,37,37,37	0
56	MG	DA	3307	1/1	0.13	-	82,82,82,82	0
56	MG	BA	3478	1/1	0.11	-	63,63,63,63	0
56	MG	DA	3149	1/1	0.38	-	22,22,22,22	0
56	MG	BA	3412	1/1	0.85	-	58,58,58,58	0
56	MG	DA	3345	1/1	0.23	-	68,68,68,68	0
56	MG	BA	3004	1/1	0.53	-	99,99,99,99	0
56	MG	BA	3358	1/1	0.46	-	150,150,150,150	0
56	MG	BA	3442	1/1	0.37	-	79,79,79,79	0
56	MG	CA	1684	1/1	0.50	-	87,87,87,87	0
56	MG	CA	1672	1/1	0.32	-	78,78,78,78	0
56	MG	BA	3229	1/1	0.41	-	92,92,92,92	0
56	MG	AA	1804	1/1	1.65	-	108,108,108,108	0
56	MG	CA	1642	1/1	0.81	-	82,82,82,82	0
56	MG	AA	1913	1/1	0.42	-	35,35,35,35	0
56	MG	DA	2997	1/1	0.77	-	132,132,132,132	0
56	MG	AA	1626	1/1	0.09	-	91,91,91,91	0
56	MG	BA	2989	1/1	0.32	-	84,84,84,84	0
56	MG	AA	1791	1/1	0.38	-	59,59,59,59	0
56	MG	DA	3239	1/1	0.43	-	43,43,43,43	0
56	MG	BA	3520	1/1	0.44	-	51,51,51,51	0

*Continued on next page...*



*Continued from previous page...*

Mol	Type	Chain	Res	Atoms	RSR	LLDF	B-factors( $\text{\AA}^2$ )	Q<0.9
56	MG	BA	3654	1/1	0.23	-	86,86,86,86	0
56	MG	DA	3598	1/1	0.34	-	12,12,12,12	0
56	MG	DA	3540	1/1	0.18	-	85,85,85,85	0
56	MG	DA	3508	1/1	0.32	-	37,37,37,37	0
56	MG	BA	3113	1/1	0.32	-	109,109,109,109	0
56	MG	CA	1819	1/1	0.09	-	59,59,59,59	0
56	MG	AA	1795	1/1	0.11	-	65,65,65,65	0
56	MG	BA	2984	1/1	0.45	-	40,40,40,40	0
56	MG	CA	1764	1/1	0.41	-	50,50,50,50	0
56	MG	BA	3553	1/1	0.43	-	92,92,92,92	0
56	MG	DA	3094	1/1	0.24	-	30,30,30,30	0
56	MG	DA	2910	1/1	0.11	-	90,90,90,90	0
56	MG	AA	1811	1/1	0.39	-	91,91,91,91	0
56	MG	DB	204	1/1	0.28	-	78,78,78,78	0
56	MG	AA	1690	1/1	0.48	-	174,174,174,174	0
56	MG	BA	3696	1/1	0.16	-	96,96,96,96	0
56	MG	BB	223	1/1	0.43	-	242,242,242,242	0
56	MG	CA	1889	1/1	0.07	-	92,92,92,92	0
56	MG	CA	1810	1/1	0.73	-	121,121,121,121	0
56	MG	CW	102	1/1	0.55	-	105,105,105,105	0
56	MG	CA	1636	1/1	0.89	-	56,56,56,56	0
56	MG	BA	3262	1/1	0.16	-	75,75,75,75	0
56	MG	CA	1838	1/1	0.52	-	66,66,66,66	0
56	MG	DA	3262	1/1	0.46	-	65,65,65,65	0
56	MG	DA	3632	1/1	0.20	-	135,135,135,135	0
56	MG	DB	211	1/1	0.31	-	35,35,35,35	0
56	MG	AA	1618	1/1	0.30	-	104,104,104,104	0
56	MG	CA	1707	1/1	0.17	-	50,50,50,50	0
56	MG	AA	1939	1/1	0.10	-	61,61,61,61	0
56	MG	DA	2929	1/1	0.30	-	77,77,77,77	0
56	MG	DA	3430	1/1	0.16	-	80,80,80,80	0
56	MG	BA	2918	1/1	1.72	-	191,191,191,191	0
56	MG	CA	1911	1/1	1.12	-	107,107,107,107	0
56	MG	BA	3519	1/1	0.47	-	93,93,93,93	0
56	MG	AA	1868	1/1	0.26	-	49,49,49,49	0
56	MG	BA	2950	1/1	0.83	-	87,87,87,87	0
56	MG	AA	1737	1/1	0.24	-	72,72,72,72	0
56	MG	CW	109	1/1	0.10	-	49,49,49,49	0
56	MG	BA	3374	1/1	0.26	-	30,30,30,30	0
56	MG	DA	3410	1/1	0.17	-	22,22,22,22	0
56	MG	DA	3472	1/1	0.22	-	52,52,52,52	0
56	MG	BA	3611	1/1	0.24	-	67,67,67,67	0

*Continued on next page...*



*Continued from previous page...*

Mol	Type	Chain	Res	Atoms	RSR	LLDF	B-factors( $\text{\AA}^2$ )	Q<0.9
56	MG	AA	1698	1/1	0.71	-	97,97,97,97	0
56	MG	DA	3077	1/1	0.33	-	77,77,77,77	0
56	MG	BA	3419	1/1	0.44	-	57,57,57,57	0
56	MG	BA	3717	1/1	0.17	-	100,100,100,100	0
56	MG	DA	3063	1/1	0.17	-	99,99,99,99	0
56	MG	BA	3053	1/1	0.41	-	95,95,95,95	0
56	MG	BA	3303	1/1	0.22	-	69,69,69,69	0
56	MG	CA	1683	1/1	0.58	-	62,62,62,62	0
56	MG	CA	1732	1/1	0.82	-	131,131,131,131	0
56	MG	BA	3560	1/1	0.32	-	47,47,47,47	0
56	MG	BB	203	1/1	0.35	-	78,78,78,78	0
56	MG	BA	3587	1/1	0.87	-	104,104,104,104	0
56	MG	DA	2946	1/1	0.49	-	55,55,55,55	0
56	MG	AA	1972	1/1	0.34	-	56,56,56,56	0
56	MG	CA	1821	1/1	0.24	-	56,56,56,56	0
56	MG	BA	3631	1/1	0.34	-	8,8,8,8	0
56	MG	DA	3377	1/1	0.40	-	58,58,58,58	0
56	MG	DA	3129	1/1	0.26	-	104,104,104,104	0
56	MG	BA	3012	1/1	0.82	-	91,91,91,91	0
56	MG	DA	3435	1/1	0.84	-	68,68,68,68	0
56	MG	DA	3227	1/1	0.20	-	45,45,45,45	0
56	MG	DA	3482	1/1	0.55	-	50,50,50,50	0
56	MG	DA	3591	1/1	0.14	-	129,129,129,129	0
56	MG	BA	3463	1/1	0.26	-	106,106,106,106	0
56	MG	CA	1621	1/1	0.36	-	48,48,48,48	0
56	MG	AA	1819	1/1	0.91	-	84,84,84,84	0
56	MG	BA	2905	1/1	0.34	-	54,54,54,54	0
56	MG	BA	3361	1/1	0.23	-	106,106,106,106	0
56	MG	DA	3274	1/1	0.36	-	45,45,45,45	0
56	MG	BA	3422	1/1	0.52	-	42,42,42,42	0
56	MG	DA	2980	1/1	0.36	-	57,57,57,57	0
56	MG	BA	3407	1/1	0.46	-	78,78,78,78	0
56	MG	DA	3119	1/1	0.47	-	82,82,82,82	0
56	MG	AA	1909	1/1	0.18	-	65,65,65,65	0
56	MG	AA	1739	1/1	0.10	-	88,88,88,88	0
56	MG	CA	1807	1/1	0.74	-	195,195,195,195	0
56	MG	BA	3527	1/1	0.36	-	31,31,31,31	0
56	MG	DA	3564	1/1	0.59	-	25,25,25,25	0
56	MG	BA	3428	1/1	0.24	-	51,51,51,51	0
56	MG	DA	2994	1/1	0.36	-	62,62,62,62	0
56	MG	BA	3456	1/1	0.11	-	65,65,65,65	0
56	MG	CA	1767	1/1	0.54	-	50,50,50,50	0

*Continued on next page...*



*Continued from previous page...*

Mol	Type	Chain	Res	Atoms	RSR	LLDF	B-factors( $\text{\AA}^2$ )	Q<0.9
56	MG	AA	1881	1/1	0.43	-	54,54,54,54	0
56	MG	BA	3663	1/1	0.33	-	105,105,105,105	0
56	MG	DA	2911	1/1	0.80	-	84,84,84,84	0
56	MG	BA	3299	1/1	0.65	-	102,102,102,102	0
56	MG	DA	3291	1/1	0.36	-	44,44,44,44	0
56	MG	BA	3482	1/1	1.22	-	74,74,74,74	0
56	MG	DA	3385	1/1	0.40	-	77,77,77,77	0
56	MG	CA	1681	1/1	0.54	-	136,136,136,136	0
56	MG	DA	2948	1/1	0.68	-	94,94,94,94	0
56	MG	CA	1720	1/1	0.48	-	84,84,84,84	0
56	MG	BA	3141	1/1	0.71	-	62,62,62,62	0
56	MG	CA	1921	1/1	0.24	-	108,108,108,108	0
56	MG	BA	3721	1/1	0.19	-	86,86,86,86	0
56	MG	BA	3468	1/1	0.29	-	67,67,67,67	0
56	MG	AA	1695	1/1	0.10	-	71,71,71,71	0
56	MG	AA	1993	1/1	0.36	-	73,73,73,73	0
56	MG	DA	2970	1/1	0.66	-	69,69,69,69	0
56	MG	AA	1833	1/1	0.32	-	72,72,72,72	0
56	MG	AA	1878	1/1	0.21	-	56,56,56,56	0
56	MG	DA	2950	1/1	0.19	-	61,61,61,61	0
56	MG	AA	1802	1/1	0.38	-	55,55,55,55	0
56	MG	DA	3394	1/1	0.28	-	49,49,49,49	0
56	MG	BA	3371	1/1	0.69	-	55,55,55,55	0
56	MG	DA	3087	1/1	0.80	-	52,52,52,52	0
56	MG	DA	2931	1/1	0.22	-	87,87,87,87	0
56	MG	DA	3535	1/1	0.37	-	67,67,67,67	0
56	MG	BA	3378	1/1	0.38	-	30,30,30,30	0
56	MG	AA	1707	1/1	0.09	-	67,67,67,67	0
56	MG	AA	1740	1/1	0.39	-	105,105,105,105	0
56	MG	BA	2944	1/1	0.17	-	62,62,62,62	0
56	MG	BA	3125	1/1	0.24	-	106,106,106,106	0
56	MG	BB	208	1/1	0.61	-	82,82,82,82	0
56	MG	BA	3641	1/1	0.61	-	60,60,60,60	0
56	MG	DA	3161	1/1	0.20	-	10,10,10,10	0
56	MG	BA	2945	1/1	0.39	-	76,76,76,76	0
56	MG	AA	1797	1/1	0.42	-	60,60,60,60	0
56	MG	AA	1602	1/1	0.22	-	163,163,163,163	0
56	MG	BA	3220	1/1	0.24	-	58,58,58,58	0
56	MG	DA	3109	1/1	0.33	-	65,65,65,65	0
56	MG	BA	3343	1/1	0.21	-	73,73,73,73	0
56	MG	BA	3261	1/1	0.80	-	89,89,89,89	0
56	MG	CA	1630	1/1	0.14	-	177,177,177,177	0

*Continued on next page...*



*Continued from previous page...*

Mol	Type	Chain	Res	Atoms	RSR	LLDF	B-factors( $\text{\AA}^2$ )	Q<0.9
56	MG	BA	3168	1/1	1.00	-	78,78,78,78	0
56	MG	CA	1901	1/1	0.21	-	54,54,54,54	0
56	MG	AA	1934	1/1	0.42	-	96,96,96,96	0
56	MG	CA	1812	1/1	0.52	-	75,75,75,75	0
56	MG	BA	3330	1/1	0.35	-	27,27,27,27	0
56	MG	CA	1852	1/1	0.24	-	93,93,93,93	0
56	MG	BA	2953	1/1	0.20	-	56,56,56,56	0
56	MG	DA	3166	1/1	0.26	-	25,25,25,25	0
56	MG	AA	1836	1/1	0.32	-	139,139,139,139	0
56	MG	AA	1867	1/1	1.28	-	96,96,96,96	0
56	MG	DA	3608	1/1	0.50	-	50,50,50,50	0
56	MG	DA	3337	1/1	0.29	-	51,51,51,51	0
56	MG	BA	3208	1/1	0.40	-	87,87,87,87	0
56	MG	AW	103	1/1	0.15	-	70,70,70,70	0
56	MG	AA	1834	1/1	0.25	-	178,178,178,178	0
56	MG	DA	2976	1/1	0.36	-	71,71,71,71	0
56	MG	DA	3533	1/1	0.26	-	71,71,71,71	0
56	MG	CA	1887	1/1	0.40	-	116,116,116,116	0
56	MG	DA	3170	1/1	0.10	-	12,12,12,12	0
56	MG	AA	1761	1/1	0.30	-	118,118,118,118	0
56	MG	CA	1913	1/1	0.48	-	69,69,69,69	0
56	MG	CA	1731	1/1	0.07	-	139,139,139,139	0
56	MG	DA	3278	1/1	0.28	-	83,83,83,83	0
56	MG	CA	1784	1/1	0.49	-	96,96,96,96	0
56	MG	DA	3245	1/1	0.50	-	45,45,45,45	0
56	MG	DA	3312	1/1	0.17	-	61,61,61,61	0
56	MG	BA	3143	1/1	0.42	-	81,81,81,81	0
56	MG	BA	3392	1/1	0.49	-	63,63,63,63	0
56	MG	DA	3206	1/1	0.40	-	23,23,23,23	0
56	MG	DA	3324	1/1	0.47	-	13,13,13,13	0
56	MG	DA	3573	1/1	0.13	-	34,34,34,34	0
56	MG	BA	3332	1/1	0.82	-	58,58,58,58	0
56	MG	DA	3555	1/1	0.29	-	14,14,14,14	0
56	MG	BA	3622	1/1	0.98	-	68,68,68,68	0
56	MG	BB	204	1/1	0.13	-	53,53,53,53	0
56	MG	BA	3020	1/1	0.54	-	107,107,107,107	0
56	MG	BA	3031	1/1	0.47	-	255,255,255,255	0
56	MG	DA	2923	1/1	0.16	-	28,28,28,28	0
56	MG	BB	211	1/1	1.06	-	132,132,132,132	0
56	MG	BA	2992	1/1	0.66	-	73,73,73,73	0
56	MG	DA	3625	1/1	0.14	-	82,82,82,82	0
56	MG	BA	3411	1/1	0.31	-	31,31,31,31	0

*Continued on next page...*



*Continued from previous page...*

Mol	Type	Chain	Res	Atoms	RSR	LLDF	B-factors( $\text{\AA}^2$ )	Q<0.9
56	MG	AA	1700	1/1	0.46	-	158,158,158,158	0
56	MG	DA	2947	1/1	0.38	-	192,192,192,192	0
56	MG	AA	1634	1/1	0.34	-	78,78,78,78	0
56	MG	BA	3144	1/1	0.15	-	53,53,53,53	0
56	MG	BA	3530	1/1	0.34	-	57,57,57,57	0
56	MG	BA	3451	1/1	0.50	-	83,83,83,83	0
56	MG	BA	3061	1/1	0.62	-	61,61,61,61	0
56	MG	BA	3079	1/1	0.39	-	48,48,48,48	0
56	MG	AA	1659	1/1	0.26	-	88,88,88,88	0
56	MG	BA	3596	1/1	0.39	-	140,140,140,140	0
56	MG	AA	1686	1/1	0.44	-	85,85,85,85	0
56	MG	DA	3027	1/1	0.17	-	94,94,94,94	0
56	MG	CA	1828	1/1	0.32	-	135,135,135,135	0
56	MG	BA	3481	1/1	0.14	-	59,59,59,59	0
56	MG	BA	3216	1/1	0.18	-	48,48,48,48	0
56	MG	AA	1671	1/1	0.37	-	87,87,87,87	0
56	MG	BA	3672	1/1	0.46	-	88,88,88,88	0
56	MG	CA	1850	1/1	0.39	-	93,93,93,93	0
56	MG	BA	3039	1/1	0.71	-	176,176,176,176	0
56	MG	DA	3172	1/1	0.53	-	24,24,24,24	0
56	MG	DA	3188	1/1	0.47	-	50,50,50,50	0
56	MG	AA	1703	1/1	0.47	-	64,64,64,64	0
56	MG	DA	3458	1/1	0.18	-	64,64,64,64	0
56	MG	DA	3084	1/1	0.35	-	83,83,83,83	0
56	MG	DA	3221	1/1	0.26	-	38,38,38,38	0
56	MG	DA	3602	1/1	0.24	-	22,22,22,22	0
56	MG	BA	3708	1/1	0.20	-	61,61,61,61	0
56	MG	DA	3597	1/1	0.40	-	22,22,22,22	0
56	MG	AA	1843	1/1	0.23	-	124,124,124,124	0
56	MG	CA	1806	1/1	0.34	-	95,95,95,95	0
56	MG	CA	1740	1/1	0.23	-	101,101,101,101	0
56	MG	CR	101	1/1	1.45	-	182,182,182,182	0
56	MG	AA	1933	1/1	0.53	-	63,63,63,63	0
56	MG	BA	3311	1/1	0.37	-	17,17,17,17	0
56	MG	AA	1785	1/1	0.39	-	62,62,62,62	0
56	MG	BA	3551	1/1	0.25	-	52,52,52,52	0
56	MG	AA	1844	1/1	0.29	-	78,78,78,78	0
56	MG	BA	3599	1/1	0.62	-	93,93,93,93	0
56	MG	AA	1656	1/1	0.28	-	61,61,61,61	0
56	MG	BA	3278	1/1	0.66	-	115,115,115,115	0
56	MG	AA	1731	1/1	0.14	-	57,57,57,57	0
56	MG	DA	3479	1/1	0.20	-	55,55,55,55	0

*Continued on next page...*



*Continued from previous page...*

Mol	Type	Chain	Res	Atoms	RSR	LLDF	B-factors(Å <sup>2</sup> )	Q<0.9
56	MG	AA	1892	1/1	0.24	-	108,108,108,108	0
56	MG	AA	1839	1/1	0.41	-	88,88,88,88	0
56	MG	AA	1828	1/1	0.10	-	97,97,97,97	0
56	MG	BA	3224	1/1	0.55	-	85,85,85,85	0
56	MG	BA	2962	1/1	0.71	-	78,78,78,78	0
56	MG	CA	1917	1/1	0.31	-	123,123,123,123	0
56	MG	CA	1633	1/1	0.27	-	143,143,143,143	0
56	MG	DA	3108	1/1	0.40	-	74,74,74,74	0
56	MG	CA	1748	1/1	0.51	-	78,78,78,78	0
56	MG	BA	3122	1/1	0.14	-	89,89,89,89	0
56	MG	BA	3197	1/1	0.11	-	215,215,215,215	0
56	MG	DA	2913	1/1	0.79	-	70,70,70,70	0
56	MG	BA	3210	1/1	0.15	-	76,76,76,76	0
56	MG	DA	3330	1/1	0.38	-	36,36,36,36	0
56	MG	BA	3408	1/1	0.31	-	50,50,50,50	0
56	MG	BA	3586	1/1	0.20	-	17,17,17,17	0
56	MG	CA	1844	1/1	0.75	-	104,104,104,104	0
56	MG	BA	3365	1/1	0.30	-	14,14,14,14	0
56	MG	BA	3333	1/1	0.40	-	12,12,12,12	0
56	MG	DA	3199	1/1	0.54	-	36,36,36,36	0
56	MG	DA	3147	1/1	0.23	-	20,20,20,20	0
56	MG	BA	3146	1/1	0.33	-	57,57,57,57	0
56	MG	AA	1684	1/1	0.83	-	62,62,62,62	0
56	MG	AA	1879	1/1	0.48	-	99,99,99,99	0
56	MG	DA	3281	1/1	0.14	-	48,48,48,48	0
56	MG	BA	3121	1/1	0.90	-	137,137,137,137	0
56	MG	DA	3592	1/1	0.16	-	73,73,73,73	0
56	MG	AA	1755	1/1	0.09	-	123,123,123,123	0
56	MG	AA	1866	1/1	0.10	-	118,118,118,118	0
56	MG	CA	1773	1/1	0.16	-	62,62,62,62	0
56	MG	BA	3316	1/1	0.16	-	26,26,26,26	0
56	MG	AA	1822	1/1	0.18	-	69,69,69,69	0
56	MG	CA	1809	1/1	0.90	-	117,117,117,117	0
56	MG	CA	1861	1/1	0.45	-	79,79,79,79	0
56	MG	D7	101	1/1	0.44	-	62,62,62,62	0
56	MG	CA	1669	1/1	1.77	-	118,118,118,118	0
56	MG	DA	3018	1/1	0.06	-	83,83,83,83	0
56	MG	BA	3495	1/1	0.09	-	51,51,51,51	0
56	MG	BA	3242	1/1	0.47	-	63,63,63,63	0
56	MG	BA	2957	1/1	0.54	-	71,71,71,71	0
56	MG	DA	3367	1/1	0.21	-	74,74,74,74	0
56	MG	DA	3451	1/1	0.53	-	56,56,56,56	0

*Continued on next page...*



*Continued from previous page...*

Mol	Type	Chain	Res	Atoms	RSR	LLDF	B-factors( $\text{\AA}^2$ )	Q<0.9
56	MG	BA	3155	1/1	0.56	-	93,93,93,93	0
56	MG	DA	3000	1/1	0.17	-	68,68,68,68	0
56	MG	BA	3240	1/1	0.21	-	75,75,75,75	0
56	MG	BA	3448	1/1	0.35	-	72,72,72,72	0
56	MG	BA	3415	1/1	0.20	-	47,47,47,47	0
56	MG	BA	2968	1/1	0.22	-	46,46,46,46	0
56	MG	BA	3575	1/1	0.23	-	63,63,63,63	0
56	MG	CA	1762	1/1	0.14	-	28,28,28,28	0
56	MG	BA	3591	1/1	1.30	-	102,102,102,102	0
56	MG	DA	3544	1/1	0.42	-	73,73,73,73	0
56	MG	CA	1746	1/1	0.14	-	255,255,255,255	0
56	MG	CA	1653	1/1	0.18	-	53,53,53,53	0
56	MG	DA	2945	1/1	0.31	-	88,88,88,88	0
56	MG	DA	3629	1/1	0.27	-	67,67,67,67	0
56	MG	DA	3290	1/1	0.30	-	38,38,38,38	0
56	MG	AA	1837	1/1	0.11	-	64,64,64,64	0
56	MG	DA	3613	1/1	0.16	-	49,49,49,49	0
56	MG	BA	3302	1/1	0.68	-	63,63,63,63	0
56	MG	BA	3583	1/1	0.58	-	87,87,87,87	0
56	MG	DA	3503	1/1	0.13	-	92,92,92,92	0
56	MG	CA	1799	1/1	0.41	-	51,51,51,51	0
56	MG	BA	3484	1/1	0.32	-	104,104,104,104	0
56	MG	AW	111	1/1	0.15	-	91,91,91,91	0
56	MG	DA	3150	1/1	0.45	-	17,17,17,17	0
57	ZN	CN	101	1/1	0.13	-	111,111,111,111	0
56	MG	DA	3255	1/1	0.27	-	44,44,44,44	0
56	MG	DA	3029	1/1	0.28	-	73,73,73,73	0
56	MG	DA	3478	1/1	0.21	-	67,67,67,67	0
56	MG	DA	3420	1/1	0.24	-	86,86,86,86	0
56	MG	DA	3205	1/1	0.25	-	36,36,36,36	0
56	MG	BA	2972	1/1	0.40	-	122,122,122,122	0
56	MG	DA	3152	1/1	0.38	-	23,23,23,23	0
56	MG	CA	1745	1/1	0.20	-	115,115,115,115	0
56	MG	CA	1825	1/1	0.24	-	80,80,80,80	0
56	MG	CA	1876	1/1	0.29	-	127,127,127,127	0
56	MG	BA	3127	1/1	0.36	-	102,102,102,102	0
56	MG	BA	3013	1/1	0.64	-	81,81,81,81	0
56	MG	CA	1609	1/1	0.19	-	100,100,100,100	0
56	MG	AA	1610	1/1	0.19	-	65,65,65,65	0
56	MG	BA	2980	1/1	0.28	-	74,74,74,74	0
56	MG	DA	3464	1/1	0.61	-	42,42,42,42	0
56	MG	CA	1829	1/1	0.69	-	49,49,49,49	0

*Continued on next page...*



*Continued from previous page...*

Mol	Type	Chain	Res	Atoms	RSR	LLDF	B-factors( $\text{\AA}^2$ )	Q<0.9
56	MG	BA	3221	1/1	0.26	-	77,77,77,77	0
56	MG	AA	1775	1/1	0.88	-	66,66,66,66	0
56	MG	BA	3513	1/1	0.28	-	40,40,40,40	0
56	MG	BA	3086	1/1	0.57	-	64,64,64,64	0
56	MG	CA	1920	1/1	0.12	-	138,138,138,138	0
56	MG	BA	3118	1/1	0.47	-	132,132,132,132	0
56	MG	BA	3609	1/1	0.71	-	149,149,149,149	0
56	MG	BA	3572	1/1	0.26	-	62,62,62,62	0
56	MG	AA	1605	1/1	0.15	-	142,142,142,142	0
56	MG	BA	3032	1/1	0.69	-	97,97,97,97	0
56	MG	DA	2907	1/1	0.10	-	75,75,75,75	0
56	MG	CA	1654	1/1	0.24	-	106,106,106,106	0
56	MG	DA	3072	1/1	0.68	-	94,94,94,94	0
56	MG	AA	1931	1/1	0.29	-	102,102,102,102	0
56	MG	DA	3524	1/1	0.18	-	67,67,67,67	0
56	MG	AA	1767	1/1	0.59	-	102,102,102,102	0
56	MG	BA	3600	1/1	0.83	-	73,73,73,73	0
56	MG	DA	3141	1/1	0.44	-	15,15,15,15	0
56	MG	DA	3231	1/1	0.44	-	32,32,32,32	0
56	MG	AA	1851	1/1	0.29	-	111,111,111,111	0
56	MG	AA	1923	1/1	0.12	-	72,72,72,72	0
56	MG	BA	3360	1/1	0.55	-	24,24,24,24	0
56	MG	BA	3234	1/1	0.15	-	83,83,83,83	0
56	MG	BA	3705	1/1	0.13	-	62,62,62,62	0
56	MG	DA	3351	1/1	0.43	-	116,116,116,116	0
56	MG	DA	3447	1/1	0.49	-	89,89,89,89	0
56	MG	CA	1820	1/1	0.72	-	193,193,193,193	0
56	MG	BA	3217	1/1	0.21	-	65,65,65,65	0
56	MG	DA	3074	1/1	0.94	-	99,99,99,99	0
56	MG	DA	3127	1/1	0.58	-	88,88,88,88	0
56	MG	BA	3173	1/1	0.88	-	67,67,67,67	0
56	MG	CA	1628	1/1	0.17	-	86,86,86,86	0
56	MG	BA	2963	1/1	0.39	-	63,63,63,63	0
56	MG	CA	1898	1/1	0.54	-	126,126,126,126	0
56	MG	D0	101	1/1	0.29	-	42,42,42,42	0
56	MG	DA	3102	1/1	0.45	-	126,126,126,126	0
56	MG	BA	3338	1/1	0.21	-	28,28,28,28	0
56	MG	BA	3283	1/1	0.22	-	67,67,67,67	0
56	MG	BA	3058	1/1	0.35	-	60,60,60,60	0
56	MG	BA	3486	1/1	0.23	-	47,47,47,47	0
56	MG	BA	2998	1/1	0.34	-	65,65,65,65	0
56	MG	BA	3077	1/1	0.25	-	50,50,50,50	0

*Continued on next page...*



*Continued from previous page...*

Mol	Type	Chain	Res	Atoms	RSR	LLDF	B-factors( $\text{\AA}^2$ )	Q<0.9
56	MG	DA	3518	1/1	0.47	-	63,63,63,63	0
56	MG	BA	3351	1/1	0.53	-	29,29,29,29	0
56	MG	CA	1862	1/1	0.26	-	117,117,117,117	0
56	MG	DB	216	1/1	0.13	-	51,51,51,51	0
56	MG	DA	3020	1/1	0.19	-	74,74,74,74	0
56	MG	CA	1798	1/1	0.35	-	79,79,79,79	0
56	MG	AA	1725	1/1	0.53	-	121,121,121,121	0
56	MG	AA	1751	1/1	0.67	-	108,108,108,108	0
56	MG	BA	3636	1/1	0.47	-	28,28,28,28	0
56	MG	DA	3628	1/1	0.27	-	295,295,295,295	0
56	MG	DA	3581	1/1	0.34	-	69,69,69,69	0
56	MG	CA	1634	1/1	0.27	-	74,74,74,74	0
56	MG	AA	1651	1/1	0.37	-	84,84,84,84	0
56	MG	DA	3317	1/1	0.17	-	48,48,48,48	0
56	MG	DA	3463	1/1	0.36	-	60,60,60,60	0
56	MG	AA	1676	1/1	0.35	-	152,152,152,152	0
56	MG	DA	2920	1/1	0.20	-	83,83,83,83	0
56	MG	DA	3040	1/1	0.33	-	102,102,102,102	0
56	MG	DA	3131	1/1	0.54	-	40,40,40,40	0
56	MG	DA	3115	1/1	0.13	-	60,60,60,60	0
56	MG	AA	1619	1/1	0.70	-	69,69,69,69	0
56	MG	DA	3381	1/1	0.41	-	43,43,43,43	0
56	MG	DA	3346	1/1	0.28	-	90,90,90,90	0
56	MG	AA	1925	1/1	0.56	-	63,63,63,63	0
56	MG	DA	3481	1/1	0.18	-	73,73,73,73	0
56	MG	DA	3173	1/1	0.63	-	46,46,46,46	0
56	MG	AA	1712	1/1	0.28	-	166,166,166,166	0
56	MG	CA	1701	1/1	0.24	-	88,88,88,88	0
56	MG	BA	2936	1/1	0.09	-	65,65,65,65	0
56	MG	BA	3712	1/1	0.55	-	52,52,52,52	0
56	MG	BA	3420	1/1	0.38	-	34,34,34,34	0
56	MG	AA	1746	1/1	0.36	-	93,93,93,93	0
56	MG	CA	1625	1/1	0.33	-	125,125,125,125	0
56	MG	BA	3504	1/1	0.16	-	39,39,39,39	0
56	MG	BA	3620	1/1	0.25	-	73,73,73,73	0
56	MG	CA	1860	1/1	0.26	-	133,133,133,133	0
56	MG	DA	3298	1/1	0.37	-	46,46,46,46	0
56	MG	BA	3396	1/1	0.38	-	43,43,43,43	0
56	MG	CA	1690	1/1	0.17	-	69,69,69,69	0
56	MG	CA	1760	1/1	0.18	-	67,67,67,67	0
56	MG	DA	3296	1/1	0.16	-	69,69,69,69	0
56	MG	AA	1823	1/1	0.23	-	96,96,96,96	0

*Continued on next page...*



*Continued from previous page...*

Mol	Type	Chain	Res	Atoms	RSR	LLDF	B-factors( $\text{\AA}^2$ )	Q<0.9
56	MG	AA	1644	1/1	0.22	-	57,57,57,57	0
56	MG	BA	3691	1/1	0.25	-	45,45,45,45	0
56	MG	AA	1614	1/1	0.38	-	51,51,51,51	0
56	MG	BA	3135	1/1	0.47	-	55,55,55,55	0
56	MG	DA	3163	1/1	0.30	-	31,31,31,31	0
56	MG	BA	2913	1/1	0.28	-	77,77,77,77	0
56	MG	BA	3394	1/1	0.44	-	56,56,56,56	0
56	MG	CA	1750	1/1	0.24	-	222,222,222,222	0
56	MG	DA	3404	1/1	0.57	-	61,61,61,61	0
56	MG	DA	3433	1/1	0.18	-	27,27,27,27	0
56	MG	BA	3683	1/1	0.75	-	55,55,55,55	0
56	MG	DA	3148	1/1	0.55	-	34,34,34,34	0
56	MG	DB	212	1/1	0.12	-	84,84,84,84	0
56	MG	BA	3277	1/1	0.20	-	51,51,51,51	0
56	MG	DA	3215	1/1	0.48	-	46,46,46,46	0
56	MG	CA	1649	1/1	0.19	-	63,63,63,63	0
56	MG	DA	3516	1/1	0.49	-	70,70,70,70	0
56	MG	BA	3339	1/1	0.29	-	26,26,26,26	0
56	MG	BA	3435	1/1	1.39	-	112,112,112,112	0
56	MG	DA	3036	1/1	0.10	-	80,80,80,80	0
56	MG	BA	3443	1/1	0.36	-	18,18,18,18	0
56	MG	DA	3623	1/1	0.30	-	52,52,52,52	0
56	MG	BA	3036	1/1	0.26	-	131,131,131,131	0
56	MG	DA	3498	1/1	0.40	-	80,80,80,80	0
56	MG	AA	1944	1/1	0.42	-	67,67,67,67	0
56	MG	DA	2983	1/1	0.33	-	77,77,77,77	0
56	MG	BA	2914	1/1	0.23	-	122,122,122,122	0
56	MG	BA	3202	1/1	0.19	-	205,205,205,205	0
56	MG	BA	3561	1/1	0.38	-	58,58,58,58	0
56	MG	BA	3558	1/1	0.29	-	71,71,71,71	0
56	MG	BA	3466	1/1	0.40	-	39,39,39,39	0
56	MG	DA	3183	1/1	0.33	-	16,16,16,16	0
56	MG	BA	3431	1/1	0.32	-	67,67,67,67	0
56	MG	BA	3671	1/1	0.28	-	84,84,84,84	0
56	MG	DA	3266	1/1	0.61	-	64,64,64,64	0
56	MG	BA	3056	1/1	0.25	-	117,117,117,117	0
56	MG	AA	1948	1/1	0.82	-	103,103,103,103	0
56	MG	AA	1730	1/1	0.19	-	78,78,78,78	0
56	MG	AA	1780	1/1	1.22	-	105,105,105,105	0
56	MG	BA	3232	1/1	0.18	-	65,65,65,65	0
56	MG	AA	1973	1/1	0.69	-	65,65,65,65	0
56	MG	BA	3402	1/1	0.34	-	37,37,37,37	0

*Continued on next page...*



*Continued from previous page...*

Mol	Type	Chain	Res	Atoms	RSR	LLDF	B-factors( $\text{\AA}^2$ )	Q<0.9
56	MG	BA	3280	1/1	0.15	-	84,84,84,84	0
56	MG	CA	1804	1/1	0.36	-	78,78,78,78	0
56	MG	DA	2958	1/1	0.75	-	95,95,95,95	0
56	MG	DA	3010	1/1	0.77	-	54,54,54,54	0
56	MG	CA	1648	1/1	0.46	-	155,155,155,155	0
56	MG	BA	3385	1/1	0.36	-	50,50,50,50	0
56	MG	DA	3265	1/1	0.17	-	40,40,40,40	0
56	MG	CA	1786	1/1	0.30	-	84,84,84,84	0
56	MG	BA	3425	1/1	0.24	-	202,202,202,202	0
56	MG	AA	1657	1/1	0.27	-	112,112,112,112	0
56	MG	AA	1800	1/1	0.41	-	87,87,87,87	0
56	MG	BA	3328	1/1	0.57	-	35,35,35,35	0
56	MG	CA	1800	1/1	0.62	-	124,124,124,124	0
56	MG	CA	1899	1/1	0.41	-	41,41,41,41	0
56	MG	BA	3275	1/1	0.46	-	102,102,102,102	0
56	MG	CA	1827	1/1	0.09	-	45,45,45,45	0
56	MG	BA	2940	1/1	0.14	-	67,67,67,67	0
56	MG	AA	1989	1/1	0.24	-	70,70,70,70	0
56	MG	BA	3044	1/1	0.33	-	53,53,53,53	0

## 6.5 Other polymers ⓘ

There are no such residues in this entry.