



wwPDB X-ray Structure Validation Summary Report i

Feb 28, 2014 – 03:50 PM GMT

PDB ID : 2B9V
Title : Acetobacter turbidans alpha-amino acid ester hydrolase
Authors : Barends, T.R.M.
Deposited on : 2005-10-13
Resolution : 2.00 Å(reported)

This is a wwPDB validation summary report for a publicly released PDB entry.

We welcome your comments at validation@mail.wwpdb.org

A user guide is available at <http://wwpdb.org/ValidationPDFNotes.html>

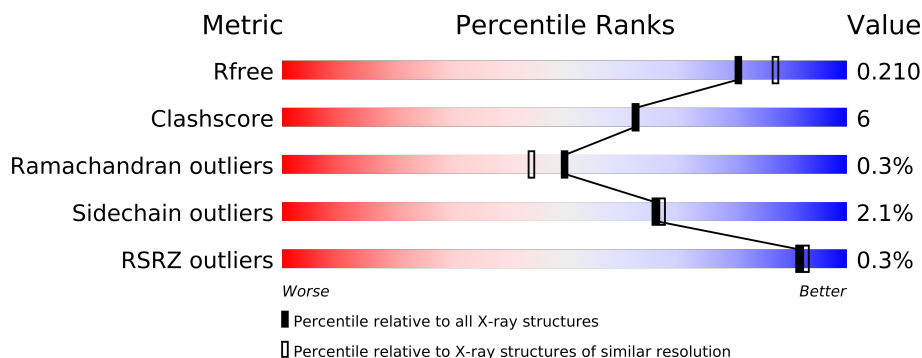
The following versions of software and data (see [references](#)) were used in the production of this report:

MolProbity	:	4.02b-467
Mogul	:	1.15 2013
Xtriage (Phenix)	:	FAILED
EDS	:	stable22639
Percentile statistics	:	21963
Refmac	:	5.8.0049
CCP4	:	6.3.0 (Settle)
Ideal geometry (proteins)	:	Engh & Huber (2001)
Ideal geometry (DNA, RNA)	:	Parkinson et. al. (1996)
Validation Pipeline (wwPDB-VP)	:	stable22683

1 Overall quality at a glance

The reported resolution of this entry is 2.00 Å.

Percentile scores (ranging between 0-100) for global validation metrics of the entry are shown in the following graphic. The table shows the number of entries on which the scores are based.





Metric	Whole archive (#Entries)	Similar resolution (#Entries, resolution range(Å))
R_{free}	66092	4888 (2.00-2.00)
Clashscore	79885	6188 (2.00-2.00)
Ramachandran outliers	78287	6102 (2.00-2.00)
Sidechain outliers	78261	6100 (2.00-2.00)
RSRZ outliers	66119	4890 (2.00-2.00)

The table below summarises the geometric issues observed across the polymeric chains and their fit to the electron density. The red, orange, yellow and green segments on the lower bar indicate the fraction of residues that contain outliers for ≥ 3 , 2, 1 and 0 types of geometric quality criteria. The upper red bar (where present) indicates the fraction of residues that have poor fit to the electron density.

Mol	Chain	Length	Quality of chain
1	A	652	
1	B	652	
1	C	652	
1	D	652	
1	E	652	
1	F	652	
1	G	652	
1	H	652	
1	I	652	
1	J	652	
1	K	652	
1	L	652	
1	M	652	
1	N	652	

Continued on next page...

Continued from previous page...

Mol	Chain	Length	Quality of chain
1	O	652	
1	P	652	

2 Entry composition

There are 2 unique types of molecules in this entry. The entry contains 80710 atoms, of which 0 are hydrogen and 0 are deuterium.

In the tables below, the ZeroOcc column contains the number of atoms modelled with zero occupancy, the AltConf column contains the number of residues with at least one atom in alternate conformation and the Trace column contains the number of residues modelled with at most 2 atoms.

- Molecule 1 is a protein called alpha-amino acid ester hydrolase.

Mol	Chain	Residues	Atoms					ZeroOcc	AltConf	Trace
1	A	608	Total	C	N	O	S	0	0	0
			4816	3071	833	893	19			
1	B	608	Total	C	N	O	S	0	0	0
			4816	3071	833	893	19			
1	C	608	Total	C	N	O	S	0	0	0
			4816	3071	833	893	19			
1	D	608	Total	C	N	O	S	0	0	0
			4816	3071	833	893	19			
1	E	608	Total	C	N	O	S	0	0	0
			4816	3071	833	893	19			
1	F	608	Total	C	N	O	S	0	0	0
			4816	3071	833	893	19			
1	G	608	Total	C	N	O	S	0	0	0
			4816	3071	833	893	19			
1	H	608	Total	C	N	O	S	0	0	0
			4816	3071	833	893	19			
1	I	608	Total	C	N	O	S	0	0	0
			4816	3071	833	893	19			
1	J	608	Total	C	N	O	S	0	0	0
			4816	3071	833	893	19			
1	K	608	Total	C	N	O	S	0	0	0
			4816	3071	833	893	19			
1	L	608	Total	C	N	O	S	0	0	0
			4816	3071	833	893	19			
1	M	608	Total	C	N	O	S	0	0	0
			4816	3071	833	893	19			
1	N	608	Total	C	N	O	S	0	0	0
			4816	3071	833	893	19			
1	O	608	Total	C	N	O	S	0	0	0
			4816	3071	833	893	19			
1	P	608	Total	C	N	O	S	0	0	0
			4816	3071	833	893	19			

There are 400 discrepancies between the modelled and reference sequences:

Chain	Residue	Modelled	Actual	Comment	Reference
A	668	LYS	-	EXPRESSION TAG	UNP Q8VRK8
A	669	LEU	-	EXPRESSION TAG	UNP Q8VRK8
A	670	GLY	-	EXPRESSION TAG	UNP Q8VRK8
A	671	PRO	-	EXPRESSION TAG	UNP Q8VRK8
A	672	GLU	-	MYC tag	UNP Q8VRK8
A	673	GLN	-	MYC tag	UNP Q8VRK8
A	674	LYS	-	MYC tag	UNP Q8VRK8
A	675	LEU	-	MYC tag	UNP Q8VRK8
A	676	ILE	-	MYC tag	UNP Q8VRK8
A	677	SER	-	MYC tag	UNP Q8VRK8
A	678	GLU	-	MYC tag	UNP Q8VRK8
A	679	GLU	-	MYC tag	UNP Q8VRK8
A	680	ASP	-	MYC tag	UNP Q8VRK8
A	681	LEU	-	MYC tag	UNP Q8VRK8
A	682	ASN	-	EXPRESSION TAG	UNP Q8VRK8
A	683	SER	-	EXPRESSION TAG	UNP Q8VRK8
A	684	ALA	-	EXPRESSION TAG	UNP Q8VRK8
A	685	VAL	-	EXPRESSION TAG	UNP Q8VRK8
A	686	ASP	-	EXPRESSION TAG	UNP Q8VRK8
A	687	HIS	-	EXPRESSION TAG	UNP Q8VRK8
A	688	HIS	-	EXPRESSION TAG	UNP Q8VRK8
A	689	HIS	-	EXPRESSION TAG	UNP Q8VRK8
A	690	HIS	-	EXPRESSION TAG	UNP Q8VRK8
A	691	HIS	-	EXPRESSION TAG	UNP Q8VRK8
A	692	HIS	-	EXPRESSION TAG	UNP Q8VRK8
B	668	LYS	-	EXPRESSION TAG	UNP Q8VRK8
B	669	LEU	-	EXPRESSION TAG	UNP Q8VRK8
B	670	GLY	-	EXPRESSION TAG	UNP Q8VRK8
B	671	PRO	-	EXPRESSION TAG	UNP Q8VRK8
B	672	GLU	-	MYC tag	UNP Q8VRK8
B	673	GLN	-	MYC tag	UNP Q8VRK8
B	674	LYS	-	MYC tag	UNP Q8VRK8
B	675	LEU	-	MYC tag	UNP Q8VRK8
B	676	ILE	-	MYC tag	UNP Q8VRK8
B	677	SER	-	MYC tag	UNP Q8VRK8
B	678	GLU	-	MYC tag	UNP Q8VRK8
B	679	GLU	-	MYC tag	UNP Q8VRK8
B	680	ASP	-	MYC tag	UNP Q8VRK8
B	681	LEU	-	MYC tag	UNP Q8VRK8
B	682	ASN	-	EXPRESSION TAG	UNP Q8VRK8
B	683	SER	-	EXPRESSION TAG	UNP Q8VRK8
B	684	ALA	-	EXPRESSION TAG	UNP Q8VRK8

Continued on next page...

Continued from previous page...

Chain	Residue	Modelled	Actual	Comment	Reference
B	685	VAL	-	EXPRESSION TAG	UNP Q8VRK8
B	686	ASP	-	EXPRESSION TAG	UNP Q8VRK8
B	687	HIS	-	EXPRESSION TAG	UNP Q8VRK8
B	688	HIS	-	EXPRESSION TAG	UNP Q8VRK8
B	689	HIS	-	EXPRESSION TAG	UNP Q8VRK8
B	690	HIS	-	EXPRESSION TAG	UNP Q8VRK8
B	691	HIS	-	EXPRESSION TAG	UNP Q8VRK8
B	692	HIS	-	EXPRESSION TAG	UNP Q8VRK8
C	668	LYS	-	EXPRESSION TAG	UNP Q8VRK8
C	669	LEU	-	EXPRESSION TAG	UNP Q8VRK8
C	670	GLY	-	EXPRESSION TAG	UNP Q8VRK8
C	671	PRO	-	EXPRESSION TAG	UNP Q8VRK8
C	672	GLU	-	MYC tag	UNP Q8VRK8
C	673	GLN	-	MYC tag	UNP Q8VRK8
C	674	LYS	-	MYC tag	UNP Q8VRK8
C	675	LEU	-	MYC tag	UNP Q8VRK8
C	676	ILE	-	MYC tag	UNP Q8VRK8
C	677	SER	-	MYC tag	UNP Q8VRK8
C	678	GLU	-	MYC tag	UNP Q8VRK8
C	679	GLU	-	MYC tag	UNP Q8VRK8
C	680	ASP	-	MYC tag	UNP Q8VRK8
C	681	LEU	-	MYC tag	UNP Q8VRK8
C	682	ASN	-	EXPRESSION TAG	UNP Q8VRK8
C	683	SER	-	EXPRESSION TAG	UNP Q8VRK8
C	684	ALA	-	EXPRESSION TAG	UNP Q8VRK8
C	685	VAL	-	EXPRESSION TAG	UNP Q8VRK8
C	686	ASP	-	EXPRESSION TAG	UNP Q8VRK8
C	687	HIS	-	EXPRESSION TAG	UNP Q8VRK8
C	688	HIS	-	EXPRESSION TAG	UNP Q8VRK8
C	689	HIS	-	EXPRESSION TAG	UNP Q8VRK8
C	690	HIS	-	EXPRESSION TAG	UNP Q8VRK8
C	691	HIS	-	EXPRESSION TAG	UNP Q8VRK8
C	692	HIS	-	EXPRESSION TAG	UNP Q8VRK8
D	668	LYS	-	EXPRESSION TAG	UNP Q8VRK8
D	669	LEU	-	EXPRESSION TAG	UNP Q8VRK8
D	670	GLY	-	EXPRESSION TAG	UNP Q8VRK8
D	671	PRO	-	EXPRESSION TAG	UNP Q8VRK8
D	672	GLU	-	MYC tag	UNP Q8VRK8
D	673	GLN	-	MYC tag	UNP Q8VRK8
D	674	LYS	-	MYC tag	UNP Q8VRK8
D	675	LEU	-	MYC tag	UNP Q8VRK8
D	676	ILE	-	MYC tag	UNP Q8VRK8

Continued on next page...

Continued from previous page...

Chain	Residue	Modelled	Actual	Comment	Reference
D	677	SER	-	MYC tag	UNP Q8VRK8
D	678	GLU	-	MYC tag	UNP Q8VRK8
D	679	GLU	-	MYC tag	UNP Q8VRK8
D	680	ASP	-	MYC tag	UNP Q8VRK8
D	681	LEU	-	MYC tag	UNP Q8VRK8
D	682	ASN	-	EXPRESSION TAG	UNP Q8VRK8
D	683	SER	-	EXPRESSION TAG	UNP Q8VRK8
D	684	ALA	-	EXPRESSION TAG	UNP Q8VRK8
D	685	VAL	-	EXPRESSION TAG	UNP Q8VRK8
D	686	ASP	-	EXPRESSION TAG	UNP Q8VRK8
D	687	HIS	-	EXPRESSION TAG	UNP Q8VRK8
D	688	HIS	-	EXPRESSION TAG	UNP Q8VRK8
D	689	HIS	-	EXPRESSION TAG	UNP Q8VRK8
D	690	HIS	-	EXPRESSION TAG	UNP Q8VRK8
D	691	HIS	-	EXPRESSION TAG	UNP Q8VRK8
D	692	HIS	-	EXPRESSION TAG	UNP Q8VRK8
E	668	LYS	-	EXPRESSION TAG	UNP Q8VRK8
E	669	LEU	-	EXPRESSION TAG	UNP Q8VRK8
E	670	GLY	-	EXPRESSION TAG	UNP Q8VRK8
E	671	PRO	-	EXPRESSION TAG	UNP Q8VRK8
E	672	GLU	-	MYC tag	UNP Q8VRK8
E	673	GLN	-	MYC tag	UNP Q8VRK8
E	674	LYS	-	MYC tag	UNP Q8VRK8
E	675	LEU	-	MYC tag	UNP Q8VRK8
E	676	ILE	-	MYC tag	UNP Q8VRK8
E	677	SER	-	MYC tag	UNP Q8VRK8
E	678	GLU	-	MYC tag	UNP Q8VRK8
E	679	GLU	-	MYC tag	UNP Q8VRK8
E	680	ASP	-	MYC tag	UNP Q8VRK8
E	681	LEU	-	MYC tag	UNP Q8VRK8
E	682	ASN	-	EXPRESSION TAG	UNP Q8VRK8
E	683	SER	-	EXPRESSION TAG	UNP Q8VRK8
E	684	ALA	-	EXPRESSION TAG	UNP Q8VRK8
E	685	VAL	-	EXPRESSION TAG	UNP Q8VRK8
E	686	ASP	-	EXPRESSION TAG	UNP Q8VRK8
E	687	HIS	-	EXPRESSION TAG	UNP Q8VRK8
E	688	HIS	-	EXPRESSION TAG	UNP Q8VRK8
E	689	HIS	-	EXPRESSION TAG	UNP Q8VRK8
E	690	HIS	-	EXPRESSION TAG	UNP Q8VRK8
E	691	HIS	-	EXPRESSION TAG	UNP Q8VRK8
E	692	HIS	-	EXPRESSION TAG	UNP Q8VRK8
F	668	LYS	-	EXPRESSION TAG	UNP Q8VRK8

Continued on next page...

Continued from previous page...

Chain	Residue	Modelled	Actual	Comment	Reference
F	669	LEU	-	EXPRESSION TAG	UNP Q8VRK8
F	670	GLY	-	EXPRESSION TAG	UNP Q8VRK8
F	671	PRO	-	EXPRESSION TAG	UNP Q8VRK8
F	672	GLU	-	MYC tag	UNP Q8VRK8
F	673	GLN	-	MYC tag	UNP Q8VRK8
F	674	LYS	-	MYC tag	UNP Q8VRK8
F	675	LEU	-	MYC tag	UNP Q8VRK8
F	676	ILE	-	MYC tag	UNP Q8VRK8
F	677	SER	-	MYC tag	UNP Q8VRK8
F	678	GLU	-	MYC tag	UNP Q8VRK8
F	679	GLU	-	MYC tag	UNP Q8VRK8
F	680	ASP	-	MYC tag	UNP Q8VRK8
F	681	LEU	-	MYC tag	UNP Q8VRK8
F	682	ASN	-	EXPRESSION TAG	UNP Q8VRK8
F	683	SER	-	EXPRESSION TAG	UNP Q8VRK8
F	684	ALA	-	EXPRESSION TAG	UNP Q8VRK8
F	685	VAL	-	EXPRESSION TAG	UNP Q8VRK8
F	686	ASP	-	EXPRESSION TAG	UNP Q8VRK8
F	687	HIS	-	EXPRESSION TAG	UNP Q8VRK8
F	688	HIS	-	EXPRESSION TAG	UNP Q8VRK8
F	689	HIS	-	EXPRESSION TAG	UNP Q8VRK8
F	690	HIS	-	EXPRESSION TAG	UNP Q8VRK8
F	691	HIS	-	EXPRESSION TAG	UNP Q8VRK8
F	692	HIS	-	EXPRESSION TAG	UNP Q8VRK8
G	668	LYS	-	EXPRESSION TAG	UNP Q8VRK8
G	669	LEU	-	EXPRESSION TAG	UNP Q8VRK8
G	670	GLY	-	EXPRESSION TAG	UNP Q8VRK8
G	671	PRO	-	EXPRESSION TAG	UNP Q8VRK8
G	672	GLU	-	MYC tag	UNP Q8VRK8
G	673	GLN	-	MYC tag	UNP Q8VRK8
G	674	LYS	-	MYC tag	UNP Q8VRK8
G	675	LEU	-	MYC tag	UNP Q8VRK8
G	676	ILE	-	MYC tag	UNP Q8VRK8
G	677	SER	-	MYC tag	UNP Q8VRK8
G	678	GLU	-	MYC tag	UNP Q8VRK8
G	679	GLU	-	MYC tag	UNP Q8VRK8
G	680	ASP	-	MYC tag	UNP Q8VRK8
G	681	LEU	-	MYC tag	UNP Q8VRK8
G	682	ASN	-	EXPRESSION TAG	UNP Q8VRK8
G	683	SER	-	EXPRESSION TAG	UNP Q8VRK8
G	684	ALA	-	EXPRESSION TAG	UNP Q8VRK8
G	685	VAL	-	EXPRESSION TAG	UNP Q8VRK8

Continued on next page...

Continued from previous page...

Chain	Residue	Modelled	Actual	Comment	Reference
G	686	ASP	-	EXPRESSION TAG	UNP Q8VRK8
G	687	HIS	-	EXPRESSION TAG	UNP Q8VRK8
G	688	HIS	-	EXPRESSION TAG	UNP Q8VRK8
G	689	HIS	-	EXPRESSION TAG	UNP Q8VRK8
G	690	HIS	-	EXPRESSION TAG	UNP Q8VRK8
G	691	HIS	-	EXPRESSION TAG	UNP Q8VRK8
G	692	HIS	-	EXPRESSION TAG	UNP Q8VRK8
H	668	LYS	-	EXPRESSION TAG	UNP Q8VRK8
H	669	LEU	-	EXPRESSION TAG	UNP Q8VRK8
H	670	GLY	-	EXPRESSION TAG	UNP Q8VRK8
H	671	PRO	-	EXPRESSION TAG	UNP Q8VRK8
H	672	GLU	-	MYC tag	UNP Q8VRK8
H	673	GLN	-	MYC tag	UNP Q8VRK8
H	674	LYS	-	MYC tag	UNP Q8VRK8
H	675	LEU	-	MYC tag	UNP Q8VRK8
H	676	ILE	-	MYC tag	UNP Q8VRK8
H	677	SER	-	MYC tag	UNP Q8VRK8
H	678	GLU	-	MYC tag	UNP Q8VRK8
H	679	GLU	-	MYC tag	UNP Q8VRK8
H	680	ASP	-	MYC tag	UNP Q8VRK8
H	681	LEU	-	MYC tag	UNP Q8VRK8
H	682	ASN	-	EXPRESSION TAG	UNP Q8VRK8
H	683	SER	-	EXPRESSION TAG	UNP Q8VRK8
H	684	ALA	-	EXPRESSION TAG	UNP Q8VRK8
H	685	VAL	-	EXPRESSION TAG	UNP Q8VRK8
H	686	ASP	-	EXPRESSION TAG	UNP Q8VRK8
H	687	HIS	-	EXPRESSION TAG	UNP Q8VRK8
H	688	HIS	-	EXPRESSION TAG	UNP Q8VRK8
H	689	HIS	-	EXPRESSION TAG	UNP Q8VRK8
H	690	HIS	-	EXPRESSION TAG	UNP Q8VRK8
H	691	HIS	-	EXPRESSION TAG	UNP Q8VRK8
H	692	HIS	-	EXPRESSION TAG	UNP Q8VRK8
I	668	LYS	-	EXPRESSION TAG	UNP Q8VRK8
I	669	LEU	-	EXPRESSION TAG	UNP Q8VRK8
I	670	GLY	-	EXPRESSION TAG	UNP Q8VRK8
I	671	PRO	-	EXPRESSION TAG	UNP Q8VRK8
I	672	GLU	-	MYC tag	UNP Q8VRK8
I	673	GLN	-	MYC tag	UNP Q8VRK8
I	674	LYS	-	MYC tag	UNP Q8VRK8
I	675	LEU	-	MYC tag	UNP Q8VRK8
I	676	ILE	-	MYC tag	UNP Q8VRK8
I	677	SER	-	MYC tag	UNP Q8VRK8

Continued on next page...

Continued from previous page...

Chain	Residue	Modelled	Actual	Comment	Reference
I	678	GLU	-	MYC tag	UNP Q8VRK8
I	679	GLU	-	MYC tag	UNP Q8VRK8
I	680	ASP	-	MYC tag	UNP Q8VRK8
I	681	LEU	-	MYC tag	UNP Q8VRK8
I	682	ASN	-	EXPRESSION TAG	UNP Q8VRK8
I	683	SER	-	EXPRESSION TAG	UNP Q8VRK8
I	684	ALA	-	EXPRESSION TAG	UNP Q8VRK8
I	685	VAL	-	EXPRESSION TAG	UNP Q8VRK8
I	686	ASP	-	EXPRESSION TAG	UNP Q8VRK8
I	687	HIS	-	EXPRESSION TAG	UNP Q8VRK8
I	688	HIS	-	EXPRESSION TAG	UNP Q8VRK8
I	689	HIS	-	EXPRESSION TAG	UNP Q8VRK8
I	690	HIS	-	EXPRESSION TAG	UNP Q8VRK8
I	691	HIS	-	EXPRESSION TAG	UNP Q8VRK8
I	692	HIS	-	EXPRESSION TAG	UNP Q8VRK8
J	668	LYS	-	EXPRESSION TAG	UNP Q8VRK8
J	669	LEU	-	EXPRESSION TAG	UNP Q8VRK8
J	670	GLY	-	EXPRESSION TAG	UNP Q8VRK8
J	671	PRO	-	EXPRESSION TAG	UNP Q8VRK8
J	672	GLU	-	MYC tag	UNP Q8VRK8
J	673	GLN	-	MYC tag	UNP Q8VRK8
J	674	LYS	-	MYC tag	UNP Q8VRK8
J	675	LEU	-	MYC tag	UNP Q8VRK8
J	676	ILE	-	MYC tag	UNP Q8VRK8
J	677	SER	-	MYC tag	UNP Q8VRK8
J	678	GLU	-	MYC tag	UNP Q8VRK8
J	679	GLU	-	MYC tag	UNP Q8VRK8
J	680	ASP	-	MYC tag	UNP Q8VRK8
J	681	LEU	-	MYC tag	UNP Q8VRK8
J	682	ASN	-	EXPRESSION TAG	UNP Q8VRK8
J	683	SER	-	EXPRESSION TAG	UNP Q8VRK8
J	684	ALA	-	EXPRESSION TAG	UNP Q8VRK8
J	685	VAL	-	EXPRESSION TAG	UNP Q8VRK8
J	686	ASP	-	EXPRESSION TAG	UNP Q8VRK8
J	687	HIS	-	EXPRESSION TAG	UNP Q8VRK8
J	688	HIS	-	EXPRESSION TAG	UNP Q8VRK8
J	689	HIS	-	EXPRESSION TAG	UNP Q8VRK8
J	690	HIS	-	EXPRESSION TAG	UNP Q8VRK8
J	691	HIS	-	EXPRESSION TAG	UNP Q8VRK8
J	692	HIS	-	EXPRESSION TAG	UNP Q8VRK8
K	668	LYS	-	EXPRESSION TAG	UNP Q8VRK8
K	669	LEU	-	EXPRESSION TAG	UNP Q8VRK8

Continued on next page...

Continued from previous page...

Chain	Residue	Modelled	Actual	Comment	Reference
K	670	GLY	-	EXPRESSION TAG	UNP Q8VRK8
K	671	PRO	-	EXPRESSION TAG	UNP Q8VRK8
K	672	GLU	-	MYC tag	UNP Q8VRK8
K	673	GLN	-	MYC tag	UNP Q8VRK8
K	674	LYS	-	MYC tag	UNP Q8VRK8
K	675	LEU	-	MYC tag	UNP Q8VRK8
K	676	ILE	-	MYC tag	UNP Q8VRK8
K	677	SER	-	MYC tag	UNP Q8VRK8
K	678	GLU	-	MYC tag	UNP Q8VRK8
K	679	GLU	-	MYC tag	UNP Q8VRK8
K	680	ASP	-	MYC tag	UNP Q8VRK8
K	681	LEU	-	MYC tag	UNP Q8VRK8
K	682	ASN	-	EXPRESSION TAG	UNP Q8VRK8
K	683	SER	-	EXPRESSION TAG	UNP Q8VRK8
K	684	ALA	-	EXPRESSION TAG	UNP Q8VRK8
K	685	VAL	-	EXPRESSION TAG	UNP Q8VRK8
K	686	ASP	-	EXPRESSION TAG	UNP Q8VRK8
K	687	HIS	-	EXPRESSION TAG	UNP Q8VRK8
K	688	HIS	-	EXPRESSION TAG	UNP Q8VRK8
K	689	HIS	-	EXPRESSION TAG	UNP Q8VRK8
K	690	HIS	-	EXPRESSION TAG	UNP Q8VRK8
K	691	HIS	-	EXPRESSION TAG	UNP Q8VRK8
K	692	HIS	-	EXPRESSION TAG	UNP Q8VRK8
L	668	LYS	-	EXPRESSION TAG	UNP Q8VRK8
L	669	LEU	-	EXPRESSION TAG	UNP Q8VRK8
L	670	GLY	-	EXPRESSION TAG	UNP Q8VRK8
L	671	PRO	-	EXPRESSION TAG	UNP Q8VRK8
L	672	GLU	-	MYC tag	UNP Q8VRK8
L	673	GLN	-	MYC tag	UNP Q8VRK8
L	674	LYS	-	MYC tag	UNP Q8VRK8
L	675	LEU	-	MYC tag	UNP Q8VRK8
L	676	ILE	-	MYC tag	UNP Q8VRK8
L	677	SER	-	MYC tag	UNP Q8VRK8
L	678	GLU	-	MYC tag	UNP Q8VRK8
L	679	GLU	-	MYC tag	UNP Q8VRK8
L	680	ASP	-	MYC tag	UNP Q8VRK8
L	681	LEU	-	MYC tag	UNP Q8VRK8
L	682	ASN	-	EXPRESSION TAG	UNP Q8VRK8
L	683	SER	-	EXPRESSION TAG	UNP Q8VRK8
L	684	ALA	-	EXPRESSION TAG	UNP Q8VRK8
L	685	VAL	-	EXPRESSION TAG	UNP Q8VRK8
L	686	ASP	-	EXPRESSION TAG	UNP Q8VRK8

Continued on next page...

Continued from previous page...

Chain	Residue	Modelled	Actual	Comment	Reference
L	687	HIS	-	EXPRESSION TAG	UNP Q8VRK8
L	688	HIS	-	EXPRESSION TAG	UNP Q8VRK8
L	689	HIS	-	EXPRESSION TAG	UNP Q8VRK8
L	690	HIS	-	EXPRESSION TAG	UNP Q8VRK8
L	691	HIS	-	EXPRESSION TAG	UNP Q8VRK8
L	692	HIS	-	EXPRESSION TAG	UNP Q8VRK8
M	668	LYS	-	EXPRESSION TAG	UNP Q8VRK8
M	669	LEU	-	EXPRESSION TAG	UNP Q8VRK8
M	670	GLY	-	EXPRESSION TAG	UNP Q8VRK8
M	671	PRO	-	EXPRESSION TAG	UNP Q8VRK8
M	672	GLU	-	MYC tag	UNP Q8VRK8
M	673	GLN	-	MYC tag	UNP Q8VRK8
M	674	LYS	-	MYC tag	UNP Q8VRK8
M	675	LEU	-	MYC tag	UNP Q8VRK8
M	676	ILE	-	MYC tag	UNP Q8VRK8
M	677	SER	-	MYC tag	UNP Q8VRK8
M	678	GLU	-	MYC tag	UNP Q8VRK8
M	679	GLU	-	MYC tag	UNP Q8VRK8
M	680	ASP	-	MYC tag	UNP Q8VRK8
M	681	LEU	-	MYC tag	UNP Q8VRK8
M	682	ASN	-	EXPRESSION TAG	UNP Q8VRK8
M	683	SER	-	EXPRESSION TAG	UNP Q8VRK8
M	684	ALA	-	EXPRESSION TAG	UNP Q8VRK8
M	685	VAL	-	EXPRESSION TAG	UNP Q8VRK8
M	686	ASP	-	EXPRESSION TAG	UNP Q8VRK8
M	687	HIS	-	EXPRESSION TAG	UNP Q8VRK8
M	688	HIS	-	EXPRESSION TAG	UNP Q8VRK8
M	689	HIS	-	EXPRESSION TAG	UNP Q8VRK8
M	690	HIS	-	EXPRESSION TAG	UNP Q8VRK8
M	691	HIS	-	EXPRESSION TAG	UNP Q8VRK8
M	692	HIS	-	EXPRESSION TAG	UNP Q8VRK8
N	668	LYS	-	EXPRESSION TAG	UNP Q8VRK8
N	669	LEU	-	EXPRESSION TAG	UNP Q8VRK8
N	670	GLY	-	EXPRESSION TAG	UNP Q8VRK8
N	671	PRO	-	EXPRESSION TAG	UNP Q8VRK8
N	672	GLU	-	MYC tag	UNP Q8VRK8
N	673	GLN	-	MYC tag	UNP Q8VRK8
N	674	LYS	-	MYC tag	UNP Q8VRK8
N	675	LEU	-	MYC tag	UNP Q8VRK8
N	676	ILE	-	MYC tag	UNP Q8VRK8
N	677	SER	-	MYC tag	UNP Q8VRK8
N	678	GLU	-	MYC tag	UNP Q8VRK8

Continued on next page...

Continued from previous page...

Chain	Residue	Modelled	Actual	Comment	Reference
N	679	GLU	-	MYC tag	UNP Q8VRK8
N	680	ASP	-	MYC tag	UNP Q8VRK8
N	681	LEU	-	MYC tag	UNP Q8VRK8
N	682	ASN	-	EXPRESSION TAG	UNP Q8VRK8
N	683	SER	-	EXPRESSION TAG	UNP Q8VRK8
N	684	ALA	-	EXPRESSION TAG	UNP Q8VRK8
N	685	VAL	-	EXPRESSION TAG	UNP Q8VRK8
N	686	ASP	-	EXPRESSION TAG	UNP Q8VRK8
N	687	HIS	-	EXPRESSION TAG	UNP Q8VRK8
N	688	HIS	-	EXPRESSION TAG	UNP Q8VRK8
N	689	HIS	-	EXPRESSION TAG	UNP Q8VRK8
N	690	HIS	-	EXPRESSION TAG	UNP Q8VRK8
N	691	HIS	-	EXPRESSION TAG	UNP Q8VRK8
N	692	HIS	-	EXPRESSION TAG	UNP Q8VRK8
O	668	LYS	-	EXPRESSION TAG	UNP Q8VRK8
O	669	LEU	-	EXPRESSION TAG	UNP Q8VRK8
O	670	GLY	-	EXPRESSION TAG	UNP Q8VRK8
O	671	PRO	-	EXPRESSION TAG	UNP Q8VRK8
O	672	GLU	-	MYC tag	UNP Q8VRK8
O	673	GLN	-	MYC tag	UNP Q8VRK8
O	674	LYS	-	MYC tag	UNP Q8VRK8
O	675	LEU	-	MYC tag	UNP Q8VRK8
O	676	ILE	-	MYC tag	UNP Q8VRK8
O	677	SER	-	MYC tag	UNP Q8VRK8
O	678	GLU	-	MYC tag	UNP Q8VRK8
O	679	GLU	-	MYC tag	UNP Q8VRK8
O	680	ASP	-	MYC tag	UNP Q8VRK8
O	681	LEU	-	MYC tag	UNP Q8VRK8
O	682	ASN	-	EXPRESSION TAG	UNP Q8VRK8
O	683	SER	-	EXPRESSION TAG	UNP Q8VRK8
O	684	ALA	-	EXPRESSION TAG	UNP Q8VRK8
O	685	VAL	-	EXPRESSION TAG	UNP Q8VRK8
O	686	ASP	-	EXPRESSION TAG	UNP Q8VRK8
O	687	HIS	-	EXPRESSION TAG	UNP Q8VRK8
O	688	HIS	-	EXPRESSION TAG	UNP Q8VRK8
O	689	HIS	-	EXPRESSION TAG	UNP Q8VRK8
O	690	HIS	-	EXPRESSION TAG	UNP Q8VRK8
O	691	HIS	-	EXPRESSION TAG	UNP Q8VRK8
O	692	HIS	-	EXPRESSION TAG	UNP Q8VRK8
P	668	LYS	-	EXPRESSION TAG	UNP Q8VRK8
P	669	LEU	-	EXPRESSION TAG	UNP Q8VRK8
P	670	GLY	-	EXPRESSION TAG	UNP Q8VRK8

Continued on next page...

Continued from previous page...

Chain	Residue	Modelled	Actual	Comment	Reference
P	671	PRO	-	EXPRESSION TAG	UNP Q8VRK8
P	672	GLU	-	MYC tag	UNP Q8VRK8
P	673	GLN	-	MYC tag	UNP Q8VRK8
P	674	LYS	-	MYC tag	UNP Q8VRK8
P	675	LEU	-	MYC tag	UNP Q8VRK8
P	676	ILE	-	MYC tag	UNP Q8VRK8
P	677	SER	-	MYC tag	UNP Q8VRK8
P	678	GLU	-	MYC tag	UNP Q8VRK8
P	679	GLU	-	MYC tag	UNP Q8VRK8
P	680	ASP	-	MYC tag	UNP Q8VRK8
P	681	LEU	-	MYC tag	UNP Q8VRK8
P	682	ASN	-	EXPRESSION TAG	UNP Q8VRK8
P	683	SER	-	EXPRESSION TAG	UNP Q8VRK8
P	684	ALA	-	EXPRESSION TAG	UNP Q8VRK8
P	685	VAL	-	EXPRESSION TAG	UNP Q8VRK8
P	686	ASP	-	EXPRESSION TAG	UNP Q8VRK8
P	687	HIS	-	EXPRESSION TAG	UNP Q8VRK8
P	688	HIS	-	EXPRESSION TAG	UNP Q8VRK8
P	689	HIS	-	EXPRESSION TAG	UNP Q8VRK8
P	690	HIS	-	EXPRESSION TAG	UNP Q8VRK8
P	691	HIS	-	EXPRESSION TAG	UNP Q8VRK8
P	692	HIS	-	EXPRESSION TAG	UNP Q8VRK8

- Molecule 2 is water.

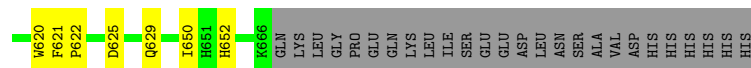
Mol	Chain	Residues	Atoms	ZeroOcc	AltConf
2	A	257	Total O 257 257	0	0
2	B	226	Total O 226 226	0	0
2	C	203	Total O 203 203	0	0
2	D	234	Total O 234 234	0	0
2	E	216	Total O 216 216	0	0
2	F	185	Total O 185 185	0	0
2	G	220	Total O 220 220	0	0
2	H	265	Total O 265 265	0	0

Continued on next page...


Continued from previous page...

Mol	Chain	Residues	Atoms		ZeroOcc	AltConf
2	I	209	Total 209	O 209	0	0
2	J	229	Total 229	O 229	0	0
2	K	224	Total 224	O 224	0	0
2	L	226	Total 226	O 226	0	0
2	M	240	Total 240	O 240	0	0
2	N	223	Total 223	O 223	0	0
2	O	239	Total 239	O 239	0	0
2	P	258	Total 258	O 258	0	0

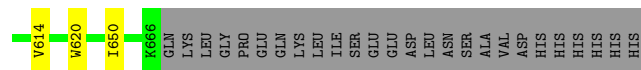
Age Group	Percentage
18-24	45%
25-34	35%
35-44	15%
45-54	5%
55-64	2%
65-74	1%
75-84	1%
85+	1%




- Chain E:



- Chain F:

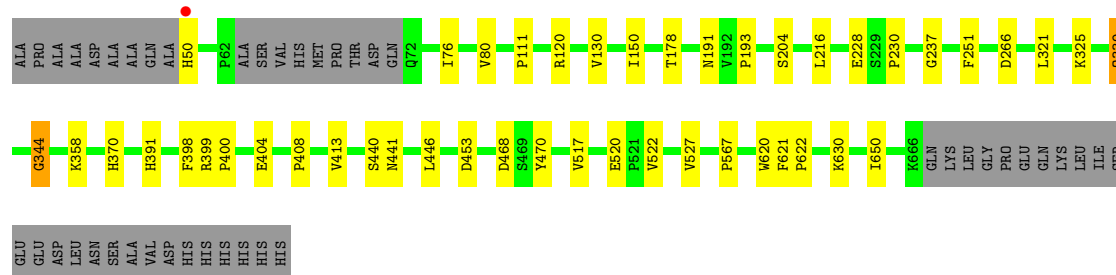


- Chain G:



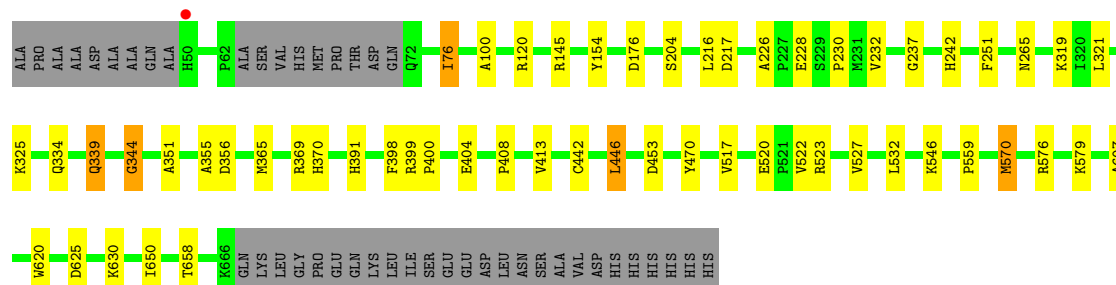
- WORLDWIDE
PDB
PROTEIN DATA BANK

Chain H:



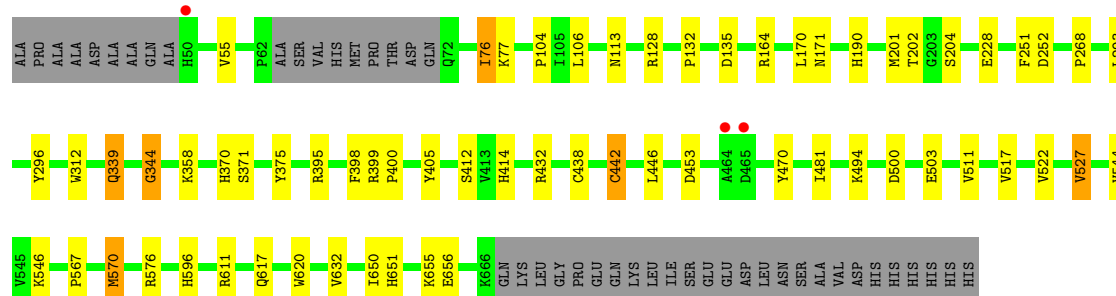
- Molecule 1: alpha-amino acid ester hydrolase

Chain I:



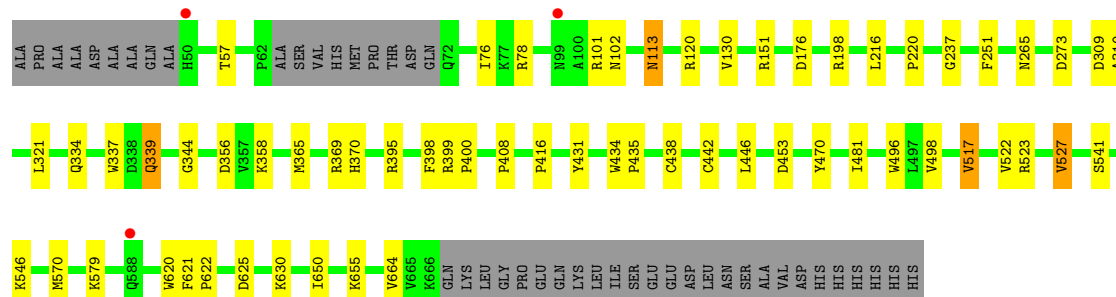
- Molecule 1: alpha-amino acid ester hydrolase

Chain J:

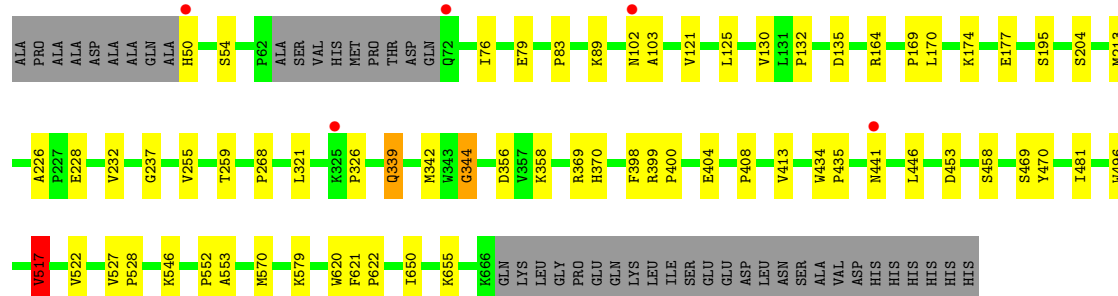


- Molecule 1: alpha-amino acid ester hydrolase

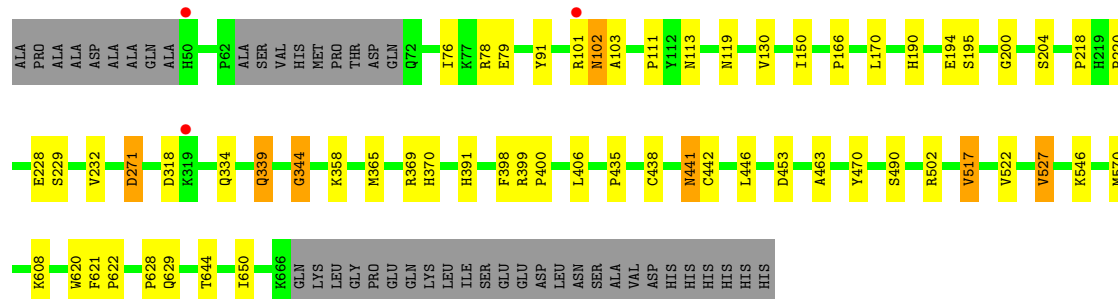
Chain K:



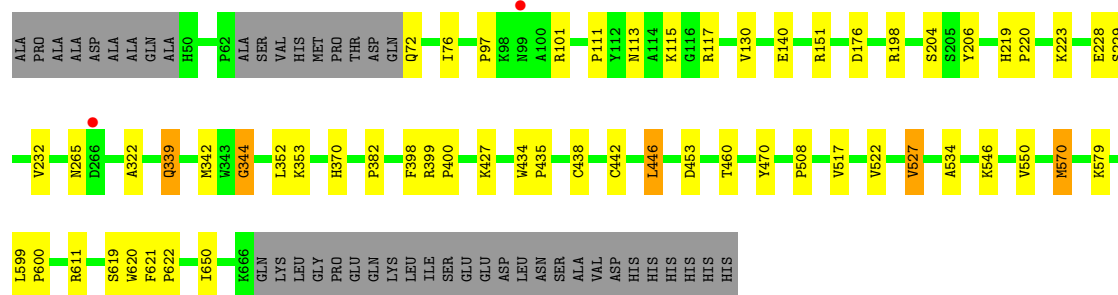
- Molecule 1: alpha-amino acid ester hydrolase

Chain L: 

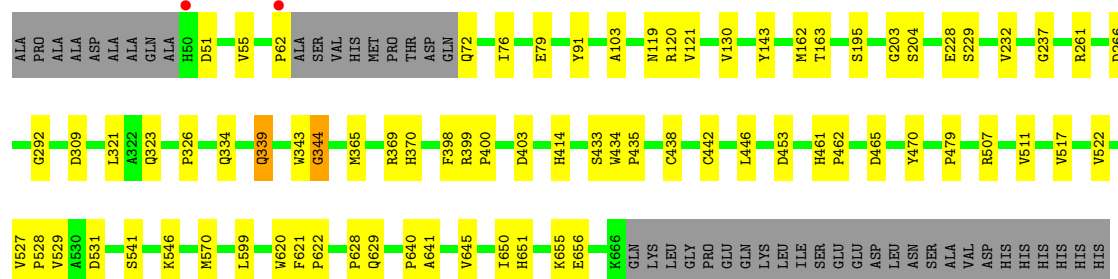
- Molecule 1: alpha-amino acid ester hydrolase

Chain M: 

- Molecule 1: alpha-amino acid ester hydrolase

Chain N: 

- Molecule 1: alpha-amino acid ester hydrolase

Chain O: 

- Molecule 1: alpha-amino acid ester hydrolase

Age Group	Percentage
18-24	15%
25-34	25%
35-44	35%
45-54	15%
55-64	5%
65-74	2%
75-84	1%
85+	1%



4 Data and refinement statistics

Xtriage (Phenix) failed to run properly - this section will therefore be incomplete.

Property	Value	Source
Space group	P 1 21 1	Depositor
Cell constants a, b, c, α , β , γ	98.37Å 275.59Å 197.95Å 90.00° 90.11° 90.00°	Depositor
Resolution (Å)	40.00 – 2.00 40.03 – 2.00	Depositor EDS
% Data completeness (in resolution range)	75.4 (40.00-2.00) 75.4 (40.03-2.00)	Depositor EDS
R_{merge}	0.09	Depositor
R_{sym}	(Not available)	Depositor
Refinement program	REFMAC 5.2.0019	Depositor
R, R_{free}	0.199 , 0.235 0.180 , 0.210	Depositor DCC
R_{free} test set	25420 reflections (5.04%)	DCC
Bulk solvent k_{sol} (e/Å ³), B_{sol} (Å ²)	0.36 , 22.4	EDS
Estimated twinning fraction	No twinning to report.	Xtriage
F_o, F_c correlation	0.94	EDS
Total number of atoms	80710	wwPDB-VP
Average B, all atoms (Å ²)	18.0	wwPDB-VP

5 Model quality

5.1 Standard geometry

The Z score for a bond length (or angle) is the number of standard deviations the observed value is removed from the expected value. A bond length (or angle) with $|Z| > 5$ is considered an outlier worth inspection. RMSZ is the root-mean-square of all Z scores of the bond lengths (or angles).

Mol	Chain	Bond lengths		Bond angles	
		RMSZ	# Z >5	RMSZ	# Z >5
1	A	0.40	0/4972	0.84	1/6789 (0.0%)
1	B	0.41	0/4972	0.86	8/6789 (0.1%)
1	C	0.40	0/4972	0.84	3/6789 (0.0%)
1	D	0.40	0/4972	0.85	4/6789 (0.1%)
1	E	0.39	0/4972	0.85	4/6789 (0.1%)
1	F	0.39	0/4972	0.85	5/6789 (0.1%)
1	G	0.40	0/4972	0.85	2/6789 (0.0%)
1	H	0.40	0/4972	0.86	1/6789 (0.0%)
1	I	0.40	0/4972	0.85	5/6789 (0.1%)
1	J	0.41	0/4972	0.86	5/6789 (0.1%)
1	K	0.41	0/4972	0.84	3/6789 (0.0%)
1	L	0.43	0/4972	0.81	2/6789 (0.0%)
1	M	0.43	1/4972 (0.0%)	0.83	2/6789 (0.0%)
1	N	0.42	0/4972	0.81	0/6789
1	O	0.42	0/4972	0.82	1/6789 (0.0%)
1	P	0.43	0/4972	0.81	2/6789 (0.0%)
All	All	0.41	1/79552 (0.0%)	0.84	48/108624 (0.0%)

Chiral center outliers are detected by calculating the chiral volume of a chiral center and verifying if the center is modelled as a planar moiety or with the opposite hand. A planarity outlier is detected by checking planarity of atoms in a peptide group, atoms in a mainchain group or atoms of a sidechain that are expected to be planar.

Mol	Chain	#Chirality outliers	#Planarity outliers
1	M	0	1

All (1) bond length outliers are listed below:

Mol	Chain	Res	Type	Atoms	Z	Observed(Å)	Ideal(Å)
1	M	441	ASN	C-N	-5.94	1.20	1.34

The worst 5 of 48 bond angle outliers are listed below:

Mol	Chain	Res	Type	Atoms	Z	Observed(°)	Ideal(°)
1	F	500	ASP	CB-CG-OD2	7.04	124.64	118.30
1	B	500	ASP	CB-CG-OD2	6.25	123.92	118.30
1	B	540	ASP	CB-CG-OD1	6.19	123.87	118.30
1	B	273	ASP	CB-CG-OD2	6.18	123.87	118.30
1	E	273	ASP	CB-CG-OD2	6.14	123.83	118.30

There are no chirality outliers.

All (1) planarity outliers are listed below:

Mol	Chain	Res	Type	Group
1	M	441	ASN	Mainchain

5.2 Close contacts

In the following table, the Non-H and H(model) columns list the number of non-hydrogen atoms and hydrogen atoms in the chain respectively. The H(added) column lists the number of hydrogens added by MolProbity. The Clashes column lists the number of clashes within the asymmetric unit, and the number in parentheses is this value normalized per 1000 atoms of the molecule in the chain. The Symm-Clashes column gives symmetry related clashes, in the same way as for the Clashes column.

Mol	Chain	Non-H	H(model)	H(added)	Clashes	Symm-Clashes
1	A	4816	0	4586	39	0
1	B	4816	0	4586	66	0
1	C	4816	0	4586	60	0
1	D	4816	0	4586	55	1
1	E	4816	0	4586	67	0
1	F	4816	0	4586	41	0
1	G	4816	0	4586	58	0
1	H	4816	0	4586	40	0
1	I	4816	0	4586	47	0
1	J	4816	0	4586	69	0
1	K	4816	0	4586	44	0
1	L	4816	0	4586	59	0
1	M	4816	0	4585	77	1
1	N	4816	0	4586	55	0
1	O	4816	0	4586	64	2
1	P	4816	0	4586	35	0
2	A	257	0	0	24	0
2	B	226	0	0	40	0
2	C	203	0	0	40	0
2	D	234	0	0	37	0

Continued on next page...

Continued from previous page...

Mol	Chain	Non-H	H(model)	H(added)	Clashes	Symm-Clashes
2	E	216	0	0	26	0
2	F	185	0	0	20	0
2	G	220	0	0	36	0
2	H	265	0	0	25	0
2	I	209	0	0	34	0
2	J	229	0	0	46	0
2	K	224	0	0	20	0
2	L	226	0	0	21	0
2	M	240	0	0	21	0
2	N	223	0	0	29	0
2	O	239	0	0	36	0
2	P	258	0	0	11	0
All	All	80710	0	73375	829	2

Clashscore is defined as the number of clashes calculated for the entry per 1000 atoms (including hydrogens) of the entry. The overall clashscore for this entry is 6.

The worst 5 of 829 close contacts within the same asymmetric unit are listed below.

Atom-1	Atom-2	Distance(Å)	Clash(Å)
1:E:295:GLN:HA	1:M:101:ARG:CD	1.42	1.50
1:E:295:GLN:CA	1:M:101:ARG:HD3	1.48	1.40
1:G:632:VAL:HG22	2:G:893:HOH:O	1.34	1.27
1:L:83:PRO:HB3	2:L:828:HOH:O	1.36	1.24
1:K:356:ASP:O	1:K:358:LYS:NZ	1.75	1.19

All (2) symmetry-related close contacts are listed below. The label for Atom-2 includes the symmetry operator and encoded unit-cell translations to be applied.

Atom-1	Atom-2	Distance(Å)	Clash(Å)
1:D:102:ASN:OD1	1:O:62:PRO:C[2_645]	1.94	0.26
1:M:318:ASP:OD1	1:O:655:LYS:NZ[1_455]	2.10	0.10

5.3 Torsion angles

5.3.1 Protein backbone ⓘ

In the following table, the Percentiles column shows the percent Ramachandran outliers of the chain as a percentile score with respect to all X-ray entries followed by that with respect to entries of similar resolution. The Analysed column shows the number of residues for which the backbone conformation was analysed, and the total number of residues.

Mol	Chain	Analysed	Favoured	Allowed	Outliers	Percentiles	
1	A	604/652 (93%)	579 (96%)	23 (4%)	2 (0%)	50	44
1	B	604/652 (93%)	577 (96%)	25 (4%)	2 (0%)	50	44
1	C	604/652 (93%)	577 (96%)	25 (4%)	2 (0%)	50	44
1	D	604/652 (93%)	575 (95%)	27 (4%)	2 (0%)	50	44
1	E	604/652 (93%)	579 (96%)	23 (4%)	2 (0%)	50	44
1	F	604/652 (93%)	575 (95%)	27 (4%)	2 (0%)	50	44
1	G	604/652 (93%)	579 (96%)	24 (4%)	1 (0%)	56	51
1	H	604/652 (93%)	580 (96%)	22 (4%)	2 (0%)	50	44
1	I	604/652 (93%)	575 (95%)	27 (4%)	2 (0%)	50	44
1	J	604/652 (93%)	574 (95%)	29 (5%)	1 (0%)	56	51
1	K	604/652 (93%)	574 (95%)	28 (5%)	2 (0%)	50	44
1	L	604/652 (93%)	579 (96%)	23 (4%)	2 (0%)	50	44
1	M	604/652 (93%)	571 (94%)	32 (5%)	1 (0%)	56	51
1	N	604/652 (93%)	576 (95%)	27 (4%)	1 (0%)	56	51
1	O	604/652 (93%)	569 (94%)	33 (6%)	2 (0%)	50	44
1	P	604/652 (93%)	575 (95%)	27 (4%)	2 (0%)	50	44
All	All	9664/10432 (93%)	9214 (95%)	422 (4%)	28 (0%)	50	44

5 of 28 Ramachandran outliers are listed below:

Mol	Chain	Res	Type
1	A	344	GLY
1	B	344	GLY
1	C	344	GLY
1	D	344	GLY
1	G	344	GLY

5.3.2 Protein sidechains ⓘ

In the following table, the Percentiles column shows the percent sidechain outliers of the chain as a percentile score with respect to all X-ray entries followed by that with respect to entries of similar resolution. The Analysed column shows the number of residues for which the sidechain conformation was analysed, and the total number of residues.

Mol	Chain	Analysed	Rotameric	Outliers	Percentiles	
1	A	509/544 (94%)	499 (98%)	10 (2%)	68	69

Continued on next page...

Continued from previous page...

Mol	Chain	Analysed	Rotameric	Outliers	Percentiles	
1	B	509/544 (94%)	499 (98%)	10 (2%)	68	69
1	C	509/544 (94%)	500 (98%)	9 (2%)	71	73
1	D	509/544 (94%)	498 (98%)	11 (2%)	64	65
1	E	509/544 (94%)	497 (98%)	12 (2%)	61	61
1	F	509/544 (94%)	496 (97%)	13 (3%)	59	58
1	G	509/544 (94%)	498 (98%)	11 (2%)	64	65
1	H	509/544 (94%)	499 (98%)	10 (2%)	68	69
1	I	509/544 (94%)	498 (98%)	11 (2%)	64	65
1	J	509/544 (94%)	498 (98%)	11 (2%)	64	65
1	K	509/544 (94%)	497 (98%)	12 (2%)	61	61
1	L	509/544 (94%)	499 (98%)	10 (2%)	68	69
1	M	509/544 (94%)	496 (97%)	13 (3%)	59	58
1	N	509/544 (94%)	498 (98%)	11 (2%)	64	65
1	O	509/544 (94%)	498 (98%)	11 (2%)	64	65
1	P	509/544 (94%)	500 (98%)	9 (2%)	71	73
All	All	8144/8704 (94%)	7970 (98%)	174 (2%)	66	67

5 of 174 residues with a non-rotameric sidechain are listed below:

Mol	Chain	Res	Type
1	H	339	GLN
1	J	76	ILE
1	O	517	VAL
1	H	453	ASP
1	I	398	PHE

Some sidechains can be flipped to improve hydrogen bonding and reduce clashes. 5 of 96 such sidechains are listed below:

Mol	Chain	Res	Type
1	G	588	GLN
1	I	441	ASN
1	O	461	HIS
1	H	113	ASN
1	H	391	HIS

5.3.3 RNA ⓘ

There are no RNA chains in this entry.

5.4 Non-standard residues in protein, DNA, RNA chains ⓘ

There are no non-standard protein/DNA/RNA residues in this entry.

5.5 Carbohydrates ⓘ

There are no carbohydrates in this entry.

5.6 Ligand geometry ⓘ

There are no ligands in this entry.

5.7 Other polymers ⓘ

There are no such residues in this entry.

5.8 Polymer linkage issues

There are no chain breaks in this entry.

6 Fit of model and data ⓘ

6.1 Protein, DNA and RNA chains ⓘ

In the following table, the column labelled ‘#RSRZ> 2’ contains the number (and percentage) of RSRZ outliers, followed by percent RSRZ outliers for the chain as percentile scores relative to all X-ray entries and entries of similar resolution. The OWAB column contains the minimum, median, 95th percentile and maximum values of the occupancy-weighted average B-factor per residue. The column labelled ‘Q< 0.9’ lists the number of (and percentage) of residues with an average occupancy less than 0.9.

Mol	Chain	Analysed	<RSRZ>	#RSRZ>2			OWAB(Å ²)	Q<0.9
1	A	608/652 (93%)	-0.31	1 (0%)	93	94	10, 16, 27, 54	0
1	B	608/652 (93%)	-0.32	1 (0%)	93	94	10, 17, 28, 54	0
1	C	608/652 (93%)	-0.32	1 (0%)	93	94	10, 17, 28, 54	0
1	D	608/652 (93%)	-0.34	2 (0%)	91	93	10, 17, 28, 54	0
1	E	608/652 (93%)	-0.34	3 (0%)	88	89	10, 17, 28, 54	0
1	F	608/652 (93%)	-0.38	2 (0%)	91	93	10, 17, 28, 54	0
1	G	608/652 (93%)	-0.32	1 (0%)	93	94	10, 17, 28, 54	0
1	H	608/652 (93%)	-0.33	1 (0%)	93	94	10, 16, 28, 54	0
1	I	608/652 (93%)	-0.34	1 (0%)	93	94	10, 17, 28, 54	0
1	J	608/652 (93%)	-0.27	3 (0%)	88	89	10, 17, 28, 54	0
1	K	608/652 (93%)	-0.32	3 (0%)	88	89	11, 17, 28, 54	0
1	L	608/652 (93%)	-0.30	5 (0%)	83	84	10, 17, 28, 54	0
1	M	608/652 (93%)	-0.31	3 (0%)	88	89	10, 17, 28, 54	0
1	N	608/652 (93%)	-0.32	2 (0%)	91	93	10, 16, 28, 54	0
1	O	608/652 (93%)	-0.31	2 (0%)	91	93	10, 17, 28, 54	0
1	P	608/652 (93%)	-0.31	1 (0%)	93	94	10, 16, 28, 54	0
All	All	9728/10432 (93%)	-0.32	32 (0%)	91	93	10, 17, 28, 54	0

The worst 5 of 32 RSRZ outliers are listed below:

Mol	Chain	Res	Type	RSRZ
1	L	441	ASN	5.3
1	L	50	HIS	4.6
1	J	50	HIS	4.5
1	H	50	HIS	4.5
1	E	50	HIS	4.2

6.2 Non-standard residues in protein, DNA, RNA chains ⓘ

There are no non-standard protein/DNA/RNA residues in this entry.

6.3 Carbohydrates ⓘ

There are no carbohydrates in this entry.

6.4 Ligands ⓘ

There are no ligands in this entry.

6.5 Other polymers ⓘ

There are no such residues in this entry.