



wwPDB X-ray Structure Validation Summary Report

Oct 10, 2014 – 02:09 PM EDT

PDB ID : 4C7U
Title : Crystal structure of manganese superoxide dismutase from *Arabidopsis thaliana*
Authors : Marques, A.; Santos, S.P.; Rosa, M.; Carrondo, M.A.; Abreu, I.A.; Romao, C.V.; Frazao, C.
Deposited on : 2013-09-25
Resolution : 1.95 Å(reported)

This is a wwPDB validation summary report for a publicly released PDB entry.
We welcome your comments at validation@mail.wwpdb.org
A user guide is available at <http://wwpdb.org/ValidationPDFNotes.html>

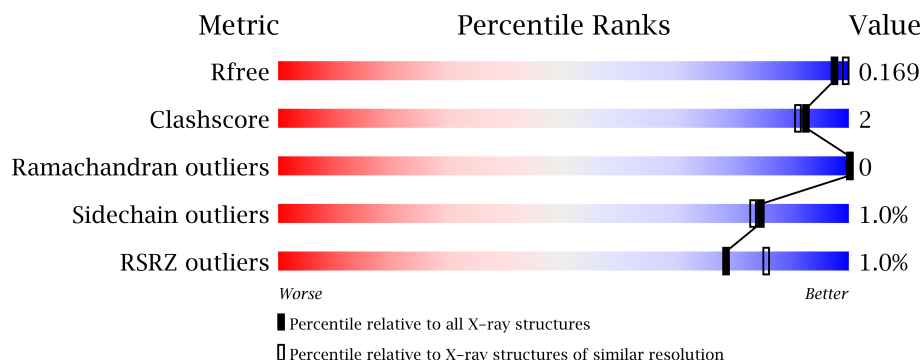
The following versions of software and data (see [references](#)) were used in the production of this report:

MolProbity : 4.02b-467
Mogul : 1.16 November 2013
Xtriage (Phenix) : dev-1439
EDS : trunk24003
Percentile statistics : 23426
Refmac : 5.8.0049
CCP4 : 6.3.0 (Settle)
Ideal geometry (proteins) : Engh & Huber (2001)
Ideal geometry (DNA, RNA) : Parkinson et. al. (1996)
Validation Pipeline (wwPDB-VP) : trunk24003

1 Overall quality at a glance

The reported resolution of this entry is 1.95 Å.

Percentile scores (ranging between 0-100) for global validation metrics of the entry are shown in the following graphic. The table shows the number of entries on which the scores are based.



Metric	Whole archive (#Entries)	Similar resolution (#Entries, resolution range(Å))
R_{free}	77520	1548 (1.96-1.96)
Clashscore	88313	1660 (1.96-1.96)
Ramachandran outliers	86584	1647 (1.96-1.96)
C α geometry	86677	1643 (1.96-1.96)
Sidechain outliers	86556	1647 (1.96-1.96)
RSRZ outliers	77580	1548 (1.96-1.96)

The table below summarises the geometric issues observed across the polymeric chains and their fit to the electron density. The red, orange, yellow and green segments on the lower bar indicate the fraction of residues that contain outliers for ≥ 3 , 2, 1 and 0 types of geometric quality criteria. The upper red bar (where present) indicates the fraction of residues that have poor fit to the electron density.

Mol	Chain	Length	Quality of chain
1	A	225	
1	B	225	
1	C	225	
1	D	225	
1	E	225	
1	F	225	
1	G	225	
1	H	225	

2 Entry composition

There are 3 unique types of molecules in this entry. The entry contains 13278 atoms, of which 0 are hydrogen and 0 are deuterium.

In the tables below, the ZeroOcc column contains the number of atoms modelled with zero occupancy, the AltConf column contains the number of residues with at least one atom in alternate conformation and the Trace column contains the number of residues modelled with at most 2 atoms.

- Molecule 1 is a protein called SUPEROXIDE DISMUTASE [MN] 1, MITOCHONDRIAL.

Mol	Chain	Residues	Atoms					ZeroOcc	AltConf	Trace
1	A	203	Total	C	N	O	S	0	1	0
			1587	1016	268	300	3			
1	B	202	Total	C	N	O	S	0	1	0
			1582	1017	265	297	3			
1	C	203	Total	C	N	O	S	0	1	0
			1590	1021	267	299	3			
1	D	203	Total	C	N	O	S	0	1	0
			1587	1016	268	300	3			
1	E	201	Total	C	N	O	S	0	1	0
			1571	1008	264	296	3			
1	F	202	Total	C	N	O	S	0	1	0
			1579	1011	267	299	2			
1	G	202	Total	C	N	O	S	0	1	0
			1579	1012	266	298	3			
1	H	202	Total	C	N	O	S	0	1	0
			1579	1011	267	299	2			

There are 184 discrepancies between the modelled and reference sequences:

Chain	Residue	Modelled	Actual	Comment	Reference
A	-23	MET	-	EXPRESSION TAG	UNP O81235
A	-22	SER	-	EXPRESSION TAG	UNP O81235
A	-21	TYR	-	EXPRESSION TAG	UNP O81235
A	-20	TYR	-	EXPRESSION TAG	UNP O81235
A	-19	HIS	-	EXPRESSION TAG	UNP O81235
A	-18	HIS	-	EXPRESSION TAG	UNP O81235
A	-17	HIS	-	EXPRESSION TAG	UNP O81235
A	-16	HIS	-	EXPRESSION TAG	UNP O81235
A	-15	HIS	-	EXPRESSION TAG	UNP O81235
A	-14	HIS	-	EXPRESSION TAG	UNP O81235
A	-13	LEU	-	EXPRESSION TAG	UNP O81235
A	-12	GLU	-	EXPRESSION TAG	UNP O81235
A	-11	SER	-	EXPRESSION TAG	UNP O81235

Continued on next page...

Continued from previous page...

Chain	Residue	Modelled	Actual	Comment	Reference
A	-10	THR	-	EXPRESSION TAG	UNP O81235
A	-9	SER	-	EXPRESSION TAG	UNP O81235
A	-8	LEU	-	EXPRESSION TAG	UNP O81235
A	-7	TYR	-	EXPRESSION TAG	UNP O81235
A	-6	LYS	-	EXPRESSION TAG	UNP O81235
A	-5	LYS	-	EXPRESSION TAG	UNP O81235
A	-4	ALA	-	EXPRESSION TAG	UNP O81235
A	-3	GLY	-	EXPRESSION TAG	UNP O81235
A	-2	PHE	-	EXPRESSION TAG	UNP O81235
A	-1	MET	-	EXPRESSION TAG	UNP O81235
B	-23	MET	-	EXPRESSION TAG	UNP O81235
B	-22	SER	-	EXPRESSION TAG	UNP O81235
B	-21	TYR	-	EXPRESSION TAG	UNP O81235
B	-20	TYR	-	EXPRESSION TAG	UNP O81235
B	-19	HIS	-	EXPRESSION TAG	UNP O81235
B	-18	HIS	-	EXPRESSION TAG	UNP O81235
B	-17	HIS	-	EXPRESSION TAG	UNP O81235
B	-16	HIS	-	EXPRESSION TAG	UNP O81235
B	-15	HIS	-	EXPRESSION TAG	UNP O81235
B	-14	HIS	-	EXPRESSION TAG	UNP O81235
B	-13	LEU	-	EXPRESSION TAG	UNP O81235
B	-12	GLU	-	EXPRESSION TAG	UNP O81235
B	-11	SER	-	EXPRESSION TAG	UNP O81235
B	-10	THR	-	EXPRESSION TAG	UNP O81235
B	-9	SER	-	EXPRESSION TAG	UNP O81235
B	-8	LEU	-	EXPRESSION TAG	UNP O81235
B	-7	TYR	-	EXPRESSION TAG	UNP O81235
B	-6	LYS	-	EXPRESSION TAG	UNP O81235
B	-5	LYS	-	EXPRESSION TAG	UNP O81235
B	-4	ALA	-	EXPRESSION TAG	UNP O81235
B	-3	GLY	-	EXPRESSION TAG	UNP O81235
B	-2	PHE	-	EXPRESSION TAG	UNP O81235
B	-1	MET	-	EXPRESSION TAG	UNP O81235
C	-23	MET	-	EXPRESSION TAG	UNP O81235
C	-22	SER	-	EXPRESSION TAG	UNP O81235
C	-21	TYR	-	EXPRESSION TAG	UNP O81235
C	-20	TYR	-	EXPRESSION TAG	UNP O81235
C	-19	HIS	-	EXPRESSION TAG	UNP O81235
C	-18	HIS	-	EXPRESSION TAG	UNP O81235
C	-17	HIS	-	EXPRESSION TAG	UNP O81235
C	-16	HIS	-	EXPRESSION TAG	UNP O81235
C	-15	HIS	-	EXPRESSION TAG	UNP O81235

Continued on next page...

Continued from previous page...

Chain	Residue	Modelled	Actual	Comment	Reference
C	-14	HIS	-	EXPRESSION TAG	UNP O81235
C	-13	LEU	-	EXPRESSION TAG	UNP O81235
C	-12	GLU	-	EXPRESSION TAG	UNP O81235
C	-11	SER	-	EXPRESSION TAG	UNP O81235
C	-10	THR	-	EXPRESSION TAG	UNP O81235
C	-9	SER	-	EXPRESSION TAG	UNP O81235
C	-8	LEU	-	EXPRESSION TAG	UNP O81235
C	-7	TYR	-	EXPRESSION TAG	UNP O81235
C	-6	LYS	-	EXPRESSION TAG	UNP O81235
C	-5	LYS	-	EXPRESSION TAG	UNP O81235
C	-4	ALA	-	EXPRESSION TAG	UNP O81235
C	-3	GLY	-	EXPRESSION TAG	UNP O81235
C	-2	PHE	-	EXPRESSION TAG	UNP O81235
C	-1	MET	-	EXPRESSION TAG	UNP O81235
D	-23	MET	-	EXPRESSION TAG	UNP O81235
D	-22	SER	-	EXPRESSION TAG	UNP O81235
D	-21	TYR	-	EXPRESSION TAG	UNP O81235
D	-20	TYR	-	EXPRESSION TAG	UNP O81235
D	-19	HIS	-	EXPRESSION TAG	UNP O81235
D	-18	HIS	-	EXPRESSION TAG	UNP O81235
D	-17	HIS	-	EXPRESSION TAG	UNP O81235
D	-16	HIS	-	EXPRESSION TAG	UNP O81235
D	-15	HIS	-	EXPRESSION TAG	UNP O81235
D	-14	HIS	-	EXPRESSION TAG	UNP O81235
D	-13	LEU	-	EXPRESSION TAG	UNP O81235
D	-12	GLU	-	EXPRESSION TAG	UNP O81235
D	-11	SER	-	EXPRESSION TAG	UNP O81235
D	-10	THR	-	EXPRESSION TAG	UNP O81235
D	-9	SER	-	EXPRESSION TAG	UNP O81235
D	-8	LEU	-	EXPRESSION TAG	UNP O81235
D	-7	TYR	-	EXPRESSION TAG	UNP O81235
D	-6	LYS	-	EXPRESSION TAG	UNP O81235
D	-5	LYS	-	EXPRESSION TAG	UNP O81235
D	-4	ALA	-	EXPRESSION TAG	UNP O81235
D	-3	GLY	-	EXPRESSION TAG	UNP O81235
D	-2	PHE	-	EXPRESSION TAG	UNP O81235
D	-1	MET	-	EXPRESSION TAG	UNP O81235
E	-23	MET	-	EXPRESSION TAG	UNP O81235
E	-22	SER	-	EXPRESSION TAG	UNP O81235
E	-21	TYR	-	EXPRESSION TAG	UNP O81235
E	-20	TYR	-	EXPRESSION TAG	UNP O81235
E	-19	HIS	-	EXPRESSION TAG	UNP O81235

Continued on next page...

Continued from previous page...

Chain	Residue	Modelled	Actual	Comment	Reference
E	-18	HIS	-	EXPRESSION TAG	UNP O81235
E	-17	HIS	-	EXPRESSION TAG	UNP O81235
E	-16	HIS	-	EXPRESSION TAG	UNP O81235
E	-15	HIS	-	EXPRESSION TAG	UNP O81235
E	-14	HIS	-	EXPRESSION TAG	UNP O81235
E	-13	LEU	-	EXPRESSION TAG	UNP O81235
E	-12	GLU	-	EXPRESSION TAG	UNP O81235
E	-11	SER	-	EXPRESSION TAG	UNP O81235
E	-10	THR	-	EXPRESSION TAG	UNP O81235
E	-9	SER	-	EXPRESSION TAG	UNP O81235
E	-8	LEU	-	EXPRESSION TAG	UNP O81235
E	-7	TYR	-	EXPRESSION TAG	UNP O81235
E	-6	LYS	-	EXPRESSION TAG	UNP O81235
E	-5	LYS	-	EXPRESSION TAG	UNP O81235
E	-4	ALA	-	EXPRESSION TAG	UNP O81235
E	-3	GLY	-	EXPRESSION TAG	UNP O81235
E	-2	PHE	-	EXPRESSION TAG	UNP O81235
E	-1	MET	-	EXPRESSION TAG	UNP O81235
F	-23	MET	-	EXPRESSION TAG	UNP O81235
F	-22	SER	-	EXPRESSION TAG	UNP O81235
F	-21	TYR	-	EXPRESSION TAG	UNP O81235
F	-20	TYR	-	EXPRESSION TAG	UNP O81235
F	-19	HIS	-	EXPRESSION TAG	UNP O81235
F	-18	HIS	-	EXPRESSION TAG	UNP O81235
F	-17	HIS	-	EXPRESSION TAG	UNP O81235
F	-16	HIS	-	EXPRESSION TAG	UNP O81235
F	-15	HIS	-	EXPRESSION TAG	UNP O81235
F	-14	HIS	-	EXPRESSION TAG	UNP O81235
F	-13	LEU	-	EXPRESSION TAG	UNP O81235
F	-12	GLU	-	EXPRESSION TAG	UNP O81235
F	-11	SER	-	EXPRESSION TAG	UNP O81235
F	-10	THR	-	EXPRESSION TAG	UNP O81235
F	-9	SER	-	EXPRESSION TAG	UNP O81235
F	-8	LEU	-	EXPRESSION TAG	UNP O81235
F	-7	TYR	-	EXPRESSION TAG	UNP O81235
F	-6	LYS	-	EXPRESSION TAG	UNP O81235
F	-5	LYS	-	EXPRESSION TAG	UNP O81235
F	-4	ALA	-	EXPRESSION TAG	UNP O81235
F	-3	GLY	-	EXPRESSION TAG	UNP O81235
F	-2	PHE	-	EXPRESSION TAG	UNP O81235
F	-1	MET	-	EXPRESSION TAG	UNP O81235
G	-23	MET	-	EXPRESSION TAG	UNP O81235

Continued on next page...

Continued from previous page...

Chain	Residue	Modelled	Actual	Comment	Reference
G	-22	SER	-	EXPRESSION TAG	UNP O81235
G	-21	TYR	-	EXPRESSION TAG	UNP O81235
G	-20	TYR	-	EXPRESSION TAG	UNP O81235
G	-19	HIS	-	EXPRESSION TAG	UNP O81235
G	-18	HIS	-	EXPRESSION TAG	UNP O81235
G	-17	HIS	-	EXPRESSION TAG	UNP O81235
G	-16	HIS	-	EXPRESSION TAG	UNP O81235
G	-15	HIS	-	EXPRESSION TAG	UNP O81235
G	-14	HIS	-	EXPRESSION TAG	UNP O81235
G	-13	LEU	-	EXPRESSION TAG	UNP O81235
G	-12	GLU	-	EXPRESSION TAG	UNP O81235
G	-11	SER	-	EXPRESSION TAG	UNP O81235
G	-10	THR	-	EXPRESSION TAG	UNP O81235
G	-9	SER	-	EXPRESSION TAG	UNP O81235
G	-8	LEU	-	EXPRESSION TAG	UNP O81235
G	-7	TYR	-	EXPRESSION TAG	UNP O81235
G	-6	LYS	-	EXPRESSION TAG	UNP O81235
G	-5	LYS	-	EXPRESSION TAG	UNP O81235
G	-4	ALA	-	EXPRESSION TAG	UNP O81235
G	-3	GLY	-	EXPRESSION TAG	UNP O81235
G	-2	PHE	-	EXPRESSION TAG	UNP O81235
G	-1	MET	-	EXPRESSION TAG	UNP O81235
H	-23	MET	-	EXPRESSION TAG	UNP O81235
H	-22	SER	-	EXPRESSION TAG	UNP O81235
H	-21	TYR	-	EXPRESSION TAG	UNP O81235
H	-20	TYR	-	EXPRESSION TAG	UNP O81235
H	-19	HIS	-	EXPRESSION TAG	UNP O81235
H	-18	HIS	-	EXPRESSION TAG	UNP O81235
H	-17	HIS	-	EXPRESSION TAG	UNP O81235
H	-16	HIS	-	EXPRESSION TAG	UNP O81235
H	-15	HIS	-	EXPRESSION TAG	UNP O81235
H	-14	HIS	-	EXPRESSION TAG	UNP O81235
H	-13	LEU	-	EXPRESSION TAG	UNP O81235
H	-12	GLU	-	EXPRESSION TAG	UNP O81235
H	-11	SER	-	EXPRESSION TAG	UNP O81235
H	-10	THR	-	EXPRESSION TAG	UNP O81235
H	-9	SER	-	EXPRESSION TAG	UNP O81235
H	-8	LEU	-	EXPRESSION TAG	UNP O81235
H	-7	TYR	-	EXPRESSION TAG	UNP O81235
H	-6	LYS	-	EXPRESSION TAG	UNP O81235
H	-5	LYS	-	EXPRESSION TAG	UNP O81235
H	-4	ALA	-	EXPRESSION TAG	UNP O81235

Continued on next page...

Continued from previous page...

Chain	Residue	Modelled	Actual	Comment	Reference
H	-3	GLY	-	EXPRESSION TAG	UNP O81235
H	-2	PHE	-	EXPRESSION TAG	UNP O81235
H	-1	MET	-	EXPRESSION TAG	UNP O81235

- Molecule 2 is MANGANESE (II) ION (three-letter code: MN) (formula: Mn).

Mol	Chain	Residues	Atoms		ZeroOcc	AltConf
2	G	1	Total	Mn	0	0
			1	1		
2	D	1	Total	Mn	0	0
			1	1		
2	E	1	Total	Mn	0	0
			1	1		
2	H	1	Total	Mn	0	0
			1	1		
2	B	1	Total	Mn	0	0
			1	1		
2	C	1	Total	Mn	0	0
			1	1		
2	A	1	Total	Mn	0	0
			1	1		
2	F	1	Total	Mn	0	0
			1	1		

- Molecule 3 is water.

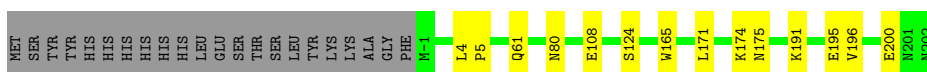
Mol	Chain	Residues	Atoms		ZeroOcc	AltConf
3	A	93	Total	O	0	0
			93	93		
3	B	89	Total	O	0	0
			89	89		
3	C	79	Total	O	0	0
			79	79		
3	D	90	Total	O	0	0
			90	90		
3	E	72	Total	O	0	0
			72	72		
3	F	59	Total	O	0	0
			59	59		
3	G	67	Total	O	0	0
			67	67		
3	H	67	Total	O	0	0
			67	67		

3 Residue-property plots

These plots are drawn for all protein, RNA and DNA chains in the entry. The first graphic for a chain summarises the proportions of errors displayed in the second graphic. The second graphic shows the sequence view annotated by issues in geometry and electron density. Residues are color-coded according to the number of geometric quality criteria for which they contain at least one outlier: green = 0, yellow = 1, orange = 2 and red = 3 or more. A red dot above a residue indicates a poor fit to the electron density ($RSRZ > 2$). Stretches of 2 or more consecutive residues without any outlier are shown as a green connector. Residues present in the sample, but not in the model, are shown in grey.

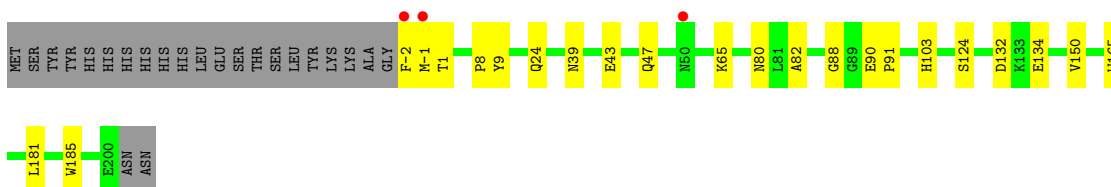
- Molecule 1: SUPEROXIDE DISMUTASE [MN] 1, MITOCHONDRIAL

Chain A: 



- Molecule 1: SUPEROXIDE DISMUTASE [MN] 1, MITOCHONDRIAL

Chain B: 




- Molecule 1: SUPEROXIDE DISMUTASE [MN] 1, MITOCHONDRIAL

Chain C: 



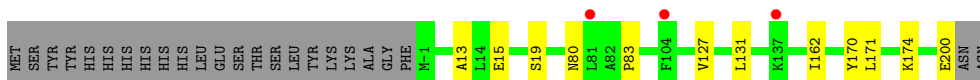
- Molecule 1: SUPEROXIDE DISMUTASE [MN] 1, MITOCHONDRIAL

Chain D: 



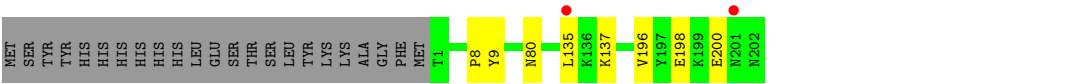
- Molecule 1: SUPEROXIDE DISMUTASE [MN] 1, MITOCHONDRIAL

Chain E: 



- Molecule 1: SUPEROXIDE DISMUTASE [MN] 1, MITOCHONDRIAL

Chain F: 



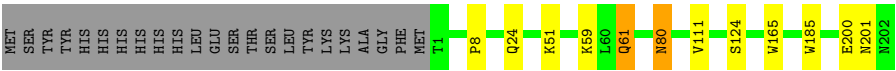
● Molecule 1: SUPEROXIDE DISMUTASE [MN] 1, MITOCHONDRIAL

Chain G:



● Molecule 1: SUPEROXIDE DISMUTASE [MN] 1, MITOCHONDRIAL

Chain H:



4 Data and refinement statistics

Property	Value	Source
Space group	P 1	Depositor
Cell constants a, b, c, α , β , γ	58.95Å 59.18Å 107.98Å 90.55° 90.51° 89.85°	Depositor
Resolution (Å)	53.98 – 1.95 53.99 – 1.95	Depositor EDS
% Data completeness (in resolution range)	92.9 (53.98-1.95) 83.1 (53.99-1.95)	Depositor EDS
R_{merge}	0.07	Depositor
R_{sym}	(Not available)	Depositor
$\langle I/\sigma(I) \rangle$ ¹	1.68 (at 1.95Å)	Xtriage
Refinement program	PHENIX (PHENIX.REFINE)	Depositor
R, R_{free}	0.173 , (Not available) 0.174 , 0.169	Depositor DCC
R_{free} test set	1913 reflections (2.15%)	DCC
Wilson B-factor (Å ²)	23.3	Xtriage
Anisotropy	0.345	Xtriage
Bulk solvent k_{sol} (e/Å ³), B_{sol} (Å ²)	0.37 , 30.6	EDS
Estimated twinning fraction	0.079 for k,-h,l 0.079 for -k,h,l 0.086 for h,-k,-l 0.079 for -h,k,-l 0.058 for -h,-k,l 0.057 for k,h,-l 0.437 for -k,-h,-l	Xtriage
L-test for twinning ²	$\langle L \rangle = 0.48$, $\langle L^2 \rangle = 0.31$	Xtriage
Outliers	0 of 98683 reflections	Xtriage
F_o, F_c correlation	0.96	EDS
Total number of atoms	13278	wwPDB-VP
Average B, all atoms (Å ²)	28.0	wwPDB-VP

Xtriage's analysis on translational NCS is as follows: *The largest off-origin peak in the Patterson function is 6.49% of the height of the origin peak. No significant pseudotranslation is detected.*

¹ Intensities estimated from amplitudes.

² Theoretical values of $\langle |L| \rangle$, $\langle L^2 \rangle$ for acentric reflections are 0.5, 0.375 respectively for untwinned datasets, and 0.333, 0.2 for perfectly twinned datasets.

5 Model quality ⓘ

5.1 Standard geometry ⓘ

Bond lengths and bond angles in the following residue types are not validated in this section: MN

The Z score for a bond length (or angle) is the number of standard deviations the observed value is removed from the expected value. A bond length (or angle) with $|Z| > 5$ is considered an outlier worth inspection. RMSZ is the root-mean-square of all Z scores of the bond lengths (or angles).

Mol	Chain	Bond lengths		Bond angles	
		RMSZ	# Z >5	RMSZ	# Z >5
1	A	0.52	0/1633	0.58	0/2219
1	B	0.50	0/1629	0.56	0/2213
1	C	0.47	0/1637	0.55	0/2224
1	D	0.50	0/1633	0.58	0/2219
1	E	0.45	0/1617	0.57	0/2197
1	F	0.47	0/1625	0.53	0/2209
1	G	0.46	0/1625	0.58	1/2208 (0.0%)
1	H	0.43	0/1625	0.53	0/2209
All	All	0.48	0/13024	0.56	1/17698 (0.0%)

There are no bond length outliers.

All (1) bond angle outliers are listed below:

Mol	Chain	Res	Type	Atoms	Z	Observed(°)	Ideal(°)
1	G	147	ASP	CB-CG-OD1	5.23	123.00	118.30

There are no chirality outliers.

There are no planarity outliers.

5.2 Close contacts ⓘ

In the following table, the Non-H and H(model) columns list the number of non-hydrogen atoms and hydrogen atoms in the chain respectively. The H(added) column lists the number of hydrogens added by MolProbity. The Clashes column lists the number of clashes within the asymmetric unit, and the number in parentheses is this value normalized per 1000 atoms of the molecule in the chain. The Symm-Clashes column gives symmetry related clashes, in the same way as for the Clashes column.

Mol	Chain	Non-H	H(model)	H(added)	Clashes	Symm-Clashes
1	A	1587	0	1549	8	0
1	B	1582	0	1546	15	0
1	C	1590	0	1552	9	0
1	D	1587	0	1549	8	0
1	E	1571	0	1537	6	0
1	F	1579	0	1540	4	0
1	G	1579	0	1543	6	0
1	H	1579	0	1536	9	0
2	A	1	0	0	0	0
2	B	1	0	0	0	0
2	C	1	0	0	0	0
2	D	1	0	0	0	0
2	E	1	0	0	0	0
2	F	1	0	0	0	0
2	G	1	0	0	0	0
2	H	1	0	0	0	0
3	A	93	0	0	1	0
3	B	89	0	0	0	0
3	C	79	0	0	1	0
3	D	90	0	0	1	0
3	E	72	0	0	0	0
3	F	59	0	0	0	0
3	G	67	0	0	0	0
3	H	67	0	0	1	0
All	All	13278	0	12352	57	0

Clashscore is defined as the number of clashes calculated for the entry per 1000 atoms (including hydrogens) of the entry. The overall clashscore for this entry is 2.

The worst 5 of 57 close contacts within the same asymmetric unit are listed below.

Atom-1	Atom-2	Distance(Å)	Clash(Å)
1:D:201:ASN:HD22	1:G:201:ASN:HB2	1.47	0.79
1:D:79:LYS:NZ	3:D:2041:HOH:O	2.17	0.77
1:A:191:LYS:NZ	1:A:195:GLU:OE2	2.28	0.67
1:B:-2:PHE:HZ	1:B:43:GLU:HG2	1.63	0.63
1:D:191:LYS:NZ	1:D:195:GLU:OE2	2.37	0.58

There are no symmetry-related clashes.

5.3 Torsion angles

5.3.1 Protein backbone ⓘ

In the following table, the Percentiles column shows the percent Ramachandran outliers of the chain as a percentile score with respect to all X-ray entries followed by that with respect to entries of similar resolution.

The Analysed column shows the number of residues for which the backbone conformation was analysed, and the total number of residues.

Mol	Chain	Analysed	Favoured	Allowed	Outliers	Percentiles	
1	A	202/225 (90%)	196 (97%)	6 (3%)	0	100	100
1	B	201/225 (89%)	195 (97%)	6 (3%)	0	100	100
1	C	202/225 (90%)	196 (97%)	6 (3%)	0	100	100
1	D	202/225 (90%)	197 (98%)	5 (2%)	0	100	100
1	E	200/225 (89%)	195 (98%)	5 (2%)	0	100	100
1	F	201/225 (89%)	196 (98%)	5 (2%)	0	100	100
1	G	201/225 (89%)	196 (98%)	5 (2%)	0	100	100
1	H	201/225 (89%)	195 (97%)	6 (3%)	0	100	100
All	All	1610/1800 (89%)	1566 (97%)	44 (3%)	0	100	100

There are no Ramachandran outliers to report.

5.3.2 Protein sidechains ⓘ

In the following table, the Percentiles column shows the percent sidechain outliers of the chain as a percentile score with respect to all X-ray entries followed by that with respect to entries of similar resolution. The Analysed column shows the number of residues for which the sidechain conformation was analysed, and the total number of residues.

Mol	Chain	Analysed	Rotameric	Outliers	Percentiles	
1	A	168/187 (90%)	167 (99%)	1 (1%)	92	91
1	B	167/187 (89%)	165 (99%)	2 (1%)	81	78
1	C	168/187 (90%)	166 (99%)	2 (1%)	81	78
1	D	168/187 (90%)	166 (99%)	2 (1%)	81	78
1	E	166/187 (89%)	165 (99%)	1 (1%)	92	91
1	F	167/187 (89%)	166 (99%)	1 (1%)	92	91
1	G	167/187 (89%)	165 (99%)	2 (1%)	81	78

Continued on next page...

Continued from previous page...

Mol	Chain	Analysed	Rotameric	Outliers	Percentiles	
1	H	167/187 (89%)	164 (98%)	3 (2%)	70	63
All	All	1338/1496 (89%)	1324 (99%)	14 (1%)	84	83

5 of 14 residues with a non-rotameric sidechain are listed below:

Mol	Chain	Res	Type
1	D	80	ASN
1	E	80	ASN
1	H	61[A]	GLN
1	D	1	THR
1	G	80	ASN

Some sidechains can be flipped to improve hydrogen bonding and reduce clashes. All (4) such sidechains are listed below:

Mol	Chain	Res	Type
1	C	201	ASN
1	D	201	ASN
1	G	201	ASN
1	H	201	ASN

5.3.3 RNA ⓘ

There are no RNA chains in this entry.

5.4 Non-standard residues in protein, DNA, RNA chains ⓘ

There are no non-standard protein/DNA/RNA residues in this entry.

5.5 Carbohydrates ⓘ

There are no carbohydrates in this entry.

5.6 Ligand geometry ⓘ

Of 8 ligands modelled in this entry, 8 are monoatomic - leaving 0 for Mogul analysis.

There are no bond length outliers.

There are no bond angle outliers.

There are no chirality outliers.

There are no torsion outliers.

There are no ring outliers.

5.7 Other polymers ⓘ

There are no such residues in this entry.

5.8 Polymer linkage issues

There are no chain breaks in this entry.

6 Fit of model and data ⓘ

6.1 Protein, DNA and RNA chains ⓘ

In the following table, the column labelled ‘#RSRZ> 2’ contains the number (and percentage) of RSRZ outliers, followed by percent RSRZ outliers for the chain as percentile scores relative to all X-ray entries and entries of similar resolution. The OWAB column contains the minimum, median, 95th percentile and maximum values of the occupancy-weighted average B-factor per residue. The column labelled ‘Q< 0.9’ lists the number of (and percentage) of residues with an average occupancy less than 0.9.

Mol	Chain	Analysed	<RSRZ>	#RSRZ>2	OWAB(Å ²)	Q<0.9
1	A	203/225 (90%)	-0.16	0 100 100	12, 22, 45, 66	0
1	B	202/225 (89%)	-0.10	3 (1%) 69 77	14, 23, 50, 71	0
1	C	203/225 (90%)	-0.10	2 (0%) 78 85	12, 24, 53, 81	0
1	D	203/225 (90%)	-0.16	0 100 100	13, 22, 46, 70	0
1	E	201/225 (89%)	-0.00	3 (1%) 69 77	14, 28, 52, 71	0
1	F	202/225 (89%)	0.02	2 (0%) 78 85	13, 28, 54, 71	0
1	G	202/225 (89%)	0.23	6 (2%) 47 54	12, 30, 60, 90	0
1	H	202/225 (89%)	-0.03	0 100 100	12, 27, 55, 68	0
All	All	1618/1800 (89%)	-0.04	16 (0%) 78 85	12, 25, 54, 90	0

The worst 5 of 16 RSRZ outliers are listed below:

Mol	Chain	Res	Type	RSRZ
1	B	-2	PHE	6.2
1	G	135	LEU	5.9
1	C	-2	PHE	3.4
1	F	201	ASN	3.3
1	B	50	ASN	2.9

6.2 Non-standard residues in protein, DNA, RNA chains ⓘ

There are no non-standard protein/DNA/RNA residues in this entry.

6.3 Carbohydrates ⓘ

There are no carbohydrates in this entry.

6.4 Ligands

In the following table, the Atoms column lists the number of modelled atoms in the group and the number defined in the chemical component dictionary. LLDF column lists the quality of electron density of the group with respect to its neighbouring residues in protein, DNA or RNA chains. The B-factors column lists the minimum, median, 95th percentile and maximum values of B factors of atoms in the group. The column labelled 'Q< 0.9' lists the number of atoms with occupancy less than 0.9.

Mol	Type	Chain	Res	Atoms	RSR	LLDF	B-factors(Å ²)	Q<0.9
2	MN	D	302	1/1	0.09	0.98	15,15,15,15	0
2	MN	E	302	1/1	0.10	-0.38	17,17,17,17	0
2	MN	C	302	1/1	0.09	-0.39	16,16,16,16	0
2	MN	B	302	1/1	0.09	-0.40	13,13,13,13	0
2	MN	A	302	1/1	0.07	-1.23	14,14,14,14	0
2	MN	H	302	1/1	0.08	-1.68	18,18,18,18	0
2	MN	G	302	1/1	0.07	-1.69	20,20,20,20	0
2	MN	F	302	1/1	0.06	-3.52	18,18,18,18	0

6.5 Other polymers

There are no such residues in this entry.