



Full wwPDB X-ray Structure Validation Report

Mar 1, 2014 – 02:39 AM GMT

PDB ID : 1D8I
Title : X-RAY CRYSTAL STRUCTURE OF YEAST RNA TRIPHOSPHATASE IN COMPLEX WITH A SULFATE ION.
Authors : Lima, C.D.; Wang, L.K.; Shuman, S.
Deposited on : 1999-10-24
Resolution : 2.05 Å(reported)

This is a full wwPDB validation report for a publicly released PDB entry.
We welcome your comments at validation@mail.wwpdb.org
A user guide is available at <http://wwpdb.org/ValidationPDFNotes.html>

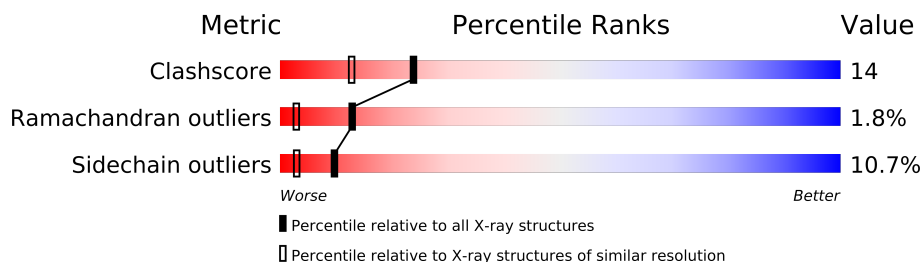
The following versions of software and data (see [references](#)) were used in the production of this report:

MolProbity : 4.02b-467
Mogul : 1.15 2013
Xtriage (Phenix) : **NOT EXECUTED**
EDS : **NOT EXECUTED**
Percentile statistics : 21963
Ideal geometry (proteins) : Engh & Huber (2001)
Ideal geometry (DNA, RNA) : Parkinson et. al. (1996)
Validation Pipeline (wwPDB-VP) : stable22683

1 Overall quality at a glance

The reported resolution of this entry is 2.05 Å.

Percentile scores (ranging between 0-100) for global validation metrics of the entry are shown in the following graphic. The table shows the number of entries on which the scores are based.



Metric	Whole archive (#Entries)	Similar resolution (#Entries, resolution range(Å))
Clashscore	79885	1577 (2.06-2.02)
Ramachandran outliers	78287	1565 (2.06-2.02)
Sidechain outliers	78261	1565 (2.06-2.02)

The table below summarises the geometric issues observed across the polymeric chains and their fit to the electron density. The red, orange, yellow and green segments on the lower bar indicate the fraction of residues that contain outliers for ≥ 3 , 2, 1 and 0 types of geometric quality criteria. The upper red bar (where present) indicates the fraction of residues that have poor fit to the electron density.

Note EDS was not executed.

Mol	Chain	Length	Quality of chain
1	A	311	
1	B	311	
1	C	311	

2 Entry composition

There are 3 unique types of molecules in this entry. The entry contains 7329 atoms, of which 0 are hydrogen and 0 are deuterium.

In the tables below, the ZeroOcc column contains the number of atoms modelled with zero occupancy, the AltConf column contains the number of residues with at least one atom in alternate conformation and the Trace column contains the number of residues modelled with at most 2 atoms.

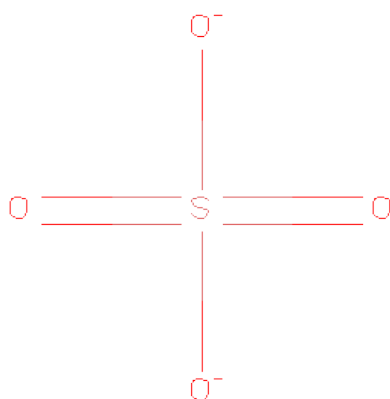
- Molecule 1 is a protein called MRNA TRIPHOSPHATASE CET1.

Mol	Chain	Residues	Atoms					ZeroOcc	AltConf	Trace
1	A	288	Total	C	N	O	S	0	0	0
			2295	1457	393	440	5			
1	B	288	Total	C	N	O	S	0	0	0
			2295	1457	393	440	5			
1	C	288	Total	C	N	O	S	0	0	0
			2295	1457	393	440	5			

There are 3 discrepancies between the modelled and reference sequences:

Chain	Residue	Modelled	Actual	Comment	Reference
A	242	ARG	LYS	CONFLICT	UNP O13297
B	242	ARG	LYS	CONFLICT	UNP O13297
C	242	ARG	LYS	CONFLICT	UNP O13297

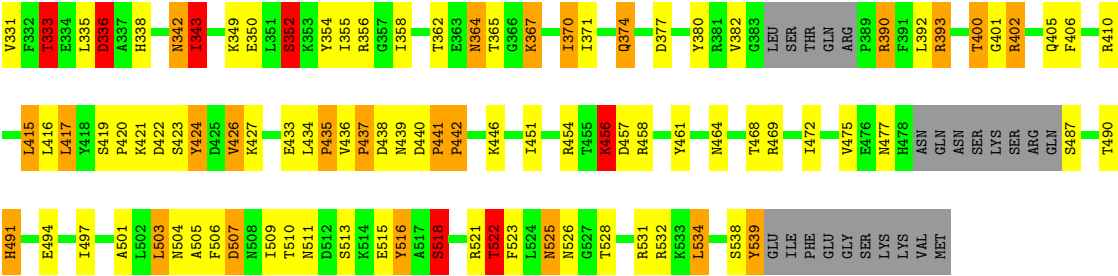
- Molecule 2 is SULFATE ION (three-letter code: SO₄) (formula: O₄S).



Mol	Chain	Residues	Atoms			ZeroOcc	AltConf
2	A	1	Total	O	S	0	0
			5	4	1		
2	B	1	Total	O	S	0	0
			5	4	1		
2	C	1	Total	O	S	0	0
			5	4	1		
2	A	1	Total	O	S	0	0
			5	4	1		
2	B	1	Total	O	S	0	0
			5	4	1		
2	C	1	Total	O	S	0	0
			5	4	1		

- Molecule 3 is water.

Mol	Chain	Residues	Atoms		ZeroOcc	AltConf
3	A	121	Total	O	0	0
			121	121		
3	B	134	Total	O	0	0
			134	134		
3	C	159	Total	O	0	0
			159	159		



4 Data and refinement statistics

Xtriage (Phenix) and EDS were not executed - this section will therefore be incomplete.

Property	Value	Source
Space group	C 1 2 1	Depositor
Cell constants a, b, c, α , β , γ	121.36Å 116.09Å 82.31Å 90.00° 110.25° 90.00°	Depositor
Resolution (Å)	25.00 – 2.05	Depositor
% Data completeness (in resolution range)	82.2 (25.00-2.05)	Depositor
R_{merge}	0.04	Depositor
R_{sym}	(Not available)	Depositor
Refinement program	REFMAC	Depositor
R, R_{free}	0.203 , 0.270	Depositor
Estimated twinning fraction	No twinning to report.	Xtriage
Total number of atoms	7329	wwPDB-VP
Average B, all atoms (Å ²)	51.0	wwPDB-VP

5 Model quality

5.1 Standard geometry

Bond lengths and bond angles in the following residue types are not validated in this section: SO4

The Z score for a bond length (or angle) is the number of standard deviations the observed value is removed from the expected value. A bond length (or angle) with $|Z| > 5$ is considered an outlier worth inspection. RMSZ is the root-mean-square of all Z scores of the bond lengths (or angles).

Mol	Chain	Bond lengths		Bond angles	
		RMSZ	# $ Z > 5$	RMSZ	# $ Z > 5$
1	A	0.99	2/2342 (0.1%)	2.17	84/3178 (2.6%)
1	B	0.93	1/2342 (0.0%)	2.00	72/3178 (2.3%)
1	C	1.00	6/2342 (0.3%)	2.08	85/3178 (2.7%)
All	All	0.98	9/7026 (0.1%)	2.08	241/9534 (2.5%)

Chiral center outliers are detected by calculating the chiral volume of a chiral center and verifying if the center is modelled as a planar moiety or with the opposite hand. A planarity outlier is detected by checking planarity of atoms in a peptide group, atoms in a mainchain group or atoms of a sidechain that are expected to be planar.

Mol	Chain	#Chirality outliers	#Planarity outliers
1	A	0	18
1	B	0	15
1	C	0	19
All	All	0	52

All (9) bond length outliers are listed below:

Mol	Chain	Res	Type	Atoms	Z	Observed(Å)	Ideal(Å)
1	A	332	PHE	N-CA	-10.36	1.25	1.46
1	C	330	CYS	CB-SG	-9.36	1.66	1.82
1	C	247	TRP	NE1-CE2	-6.76	1.28	1.37
1	C	295	SER	CB-OG	6.32	1.50	1.42
1	C	419	SER	CB-OG	5.82	1.49	1.42
1	A	327	SER	CB-OG	-5.81	1.34	1.42
1	C	327	SER	CA-CB	5.67	1.61	1.52
1	B	324	PRO	N-CD	5.33	1.55	1.47
1	C	288	TRP	CD1-NE1	5.30	1.47	1.38

All (241) bond angle outliers are listed below:

Mol	Chain	Res	Type	Atoms	Z	Observed(°)	Ideal(°)
1	A	321	ARG	NE-CZ-NH1	-20.80	109.90	120.30
1	B	531	ARG	NE-CZ-NH2	18.95	129.78	120.30
1	B	521	ARG	NE-CZ-NH1	-17.89	111.35	120.30
1	A	321	ARG	NE-CZ-NH2	17.59	129.10	120.30
1	A	458	ARG	NE-CZ-NH1	-16.57	112.02	120.30
1	A	531	ARG	NE-CZ-NH2	16.40	128.50	120.30
1	C	310	PHE	CB-CG-CD2	15.68	131.77	120.80
1	C	439	ASN	CA-CB-CG	15.11	146.64	113.40
1	A	461	TYR	CB-CG-CD1	14.86	129.91	121.00
1	A	425	ASP	CB-CG-OD2	14.45	131.30	118.30
1	C	288	TRP	CG-CD2-CE3	-14.14	121.17	133.90
1	C	531	ARG	NE-CZ-NH1	13.93	127.27	120.30
1	C	532	ARG	NE-CZ-NH2	-13.85	113.38	120.30
1	A	531	ARG	NE-CZ-NH1	-13.50	113.55	120.30
1	B	458	ARG	NE-CZ-NH1	-13.08	113.76	120.30
1	A	461	TYR	CB-CG-CD2	-12.67	113.40	121.00
1	A	247	TRP	CH2-CZ2-CE2	-12.25	105.15	117.40
1	A	469	ARG	NE-CZ-NH1	12.09	126.35	120.30
1	A	331	VAL	O-C-N	-11.87	103.71	122.70
1	C	469	ARG	NE-CZ-NH1	11.73	126.16	120.30
1	C	247	TRP	CD1-NE1-CE2	11.68	119.52	109.00
1	B	521	ARG	NH1-CZ-NH2	11.36	131.90	119.40
1	B	531	ARG	NE-CZ-NH1	-11.36	114.62	120.30
1	C	310	PHE	CB-CG-CD1	-11.23	112.94	120.80
1	C	377	ASP	CB-CG-OD2	11.14	128.32	118.30
1	A	454	ARG	NE-CZ-NH1	11.12	125.86	120.30
1	C	244	VAL	CA-CB-CG2	10.91	127.27	110.90
1	A	454	ARG	CD-NE-CZ	10.71	138.59	123.60
1	A	247	TRP	CZ3-CH2-CZ2	10.70	134.44	121.60
1	B	532	ARG	NE-CZ-NH1	-10.70	114.95	120.30
1	C	531	ARG	NE-CZ-NH2	-10.69	114.96	120.30
1	B	242	ARG	CD-NE-CZ	10.62	138.46	123.60
1	C	516	TYR	CB-CG-CD1	-10.46	114.73	121.00
1	A	301	ARG	NE-CZ-NH2	10.23	125.42	120.30
1	B	506	PHE	CB-CG-CD1	10.02	127.81	120.80
1	A	285	VAL	CA-CB-CG2	-9.98	95.93	110.90
1	C	349	LYS	CD-CE-NZ	9.95	134.57	111.70
1	A	376	ARG	CD-NE-CZ	9.76	137.26	123.60
1	C	242	ARG	NE-CZ-NH2	-9.59	115.51	120.30
1	A	376	ARG	NE-CZ-NH1	9.58	125.09	120.30
1	A	469	ARG	NE-CZ-NH2	-9.50	115.55	120.30
1	B	390	ARG	NE-CZ-NH2	-9.44	115.58	120.30
1	C	422	ASP	CB-CG-OD2	9.40	126.76	118.30

Continued on next page...

Continued from previous page...

Mol	Chain	Res	Type	Atoms	Z	Observed(°)	Ideal(°)
1	B	336	ASP	CB-CG-OD2	-9.00	110.20	118.30
1	C	354	TYR	CB-CG-CD1	-8.90	115.66	121.00
1	B	336	ASP	CB-CG-OD1	8.78	126.20	118.30
1	A	305	GLU	CA-CB-CG	8.67	132.48	113.40
1	C	242	ARG	NE-CZ-NH1	8.40	124.50	120.30
1	A	418	TYR	CB-CG-CD1	-8.37	115.98	121.00
1	B	506	PHE	CB-CG-CD2	-8.32	114.98	120.80
1	C	288	TRP	CE2-CD2-CE3	8.16	128.50	118.70
1	B	418	TYR	CB-CG-CD2	-8.07	116.16	121.00
1	B	301	ARG	NE-CZ-NH2	-8.00	116.30	120.30
1	A	301	ARG	NE-CZ-NH1	-7.98	116.31	120.30
1	A	327	SER	CB-CA-C	-7.96	94.97	110.10
1	A	477	ASN	CA-CB-CG	7.95	130.88	113.40
1	B	290	TYR	CB-CG-CD1	-7.83	116.30	121.00
1	A	458	ARG	NE-CZ-NH2	7.77	124.18	120.30
1	C	364	ASN	N-CA-CB	7.69	124.44	110.60
1	B	458	ARG	NH1-CZ-NH2	7.68	127.85	119.40
1	B	415	LEU	CA-CB-CG	7.66	132.92	115.30
1	C	380	TYR	CB-CG-CD1	-7.58	116.45	121.00
1	B	454	ARG	NE-CZ-NH1	7.57	124.09	120.30
1	A	422	ASP	CB-CG-OD2	7.56	125.11	118.30
1	C	415	LEU	CA-CB-CG	7.55	132.67	115.30
1	A	331	VAL	CB-CA-C	7.51	125.67	111.40
1	A	521	ARG	CD-NE-CZ	-7.48	113.13	123.60
1	B	539	TYR	CB-CA-C	7.47	125.33	110.40
1	C	494	GLU	OE1-CD-OE2	-7.43	114.39	123.30
1	B	269	ASP	CB-CG-OD1	7.42	124.98	118.30
1	A	521	ARG	NE-CZ-NH1	-7.33	116.64	120.30
1	A	423	SER	O-C-N	-7.29	111.04	122.70
1	B	365	THR	C-N-CA	-7.28	107.02	122.30
1	B	290	TYR	CB-CG-CD2	7.24	125.34	121.00
1	C	329	GLN	CG-CD-OE1	-7.20	107.21	121.60
1	A	369	SER	CB-CA-C	7.18	123.75	110.10
1	B	521	ARG	NE-CZ-NH2	-7.11	116.75	120.30
1	B	469	ARG	NE-CZ-NH1	7.09	123.85	120.30
1	A	430	LEU	CB-CG-CD1	-7.05	99.01	111.00
1	C	374	GLN	N-CA-CB	7.04	123.27	110.60
1	C	528	THR	CA-CB-OG1	-7.03	94.23	109.00
1	C	534	LEU	CA-CB-CG	7.03	131.47	115.30
1	A	287	ASP	CB-CG-OD2	7.00	124.60	118.30
1	B	521	ARG	CD-NE-CZ	-6.96	113.86	123.60
1	A	395	SER	N-CA-CB	-6.94	100.09	110.50

Continued on next page...

Continued from previous page...

Mol	Chain	Res	Type	Atoms	Z	Observed(°)	Ideal(°)
1	A	425	ASP	CB-CG-OD1	-6.94	112.06	118.30
1	B	390	ARG	NE-CZ-NH1	6.91	123.75	120.30
1	C	523	PHE	CB-CG-CD2	-6.86	116.00	120.80
1	A	331	VAL	C-N-CA	6.85	138.83	121.70
1	B	314	ILE	CB-CG1-CD1	6.84	133.06	113.90
1	C	526	ASN	OD1-CG-ND2	-6.84	106.17	121.90
1	C	331	VAL	CA-CB-CG1	-6.79	100.72	110.90
1	B	280	ASP	CB-CG-OD1	-6.77	112.21	118.30
1	C	454	ARG	CD-NE-CZ	6.76	133.06	123.60
1	A	290	TYR	CB-CG-CD2	-6.71	116.97	121.00
1	B	285	VAL	CG1-CB-CG2	-6.70	100.18	110.90
1	C	288	TRP	CD2-CE3-CZ3	-6.69	110.10	118.80
1	C	301	ARG	NE-CZ-NH1	6.69	123.64	120.30
1	A	496	GLU	CA-CB-CG	6.68	128.09	113.40
1	B	492	GLU	OE1-CD-OE2	-6.63	115.35	123.30
1	C	400	THR	CA-C-N	6.62	129.44	116.20
1	B	333	THR	CA-CB-CG2	6.61	121.66	112.40
1	A	471	ASP	CA-CB-CG	6.58	127.87	113.40
1	C	458	ARG	NE-CZ-NH2	6.58	123.59	120.30
1	C	523	PHE	CB-CG-CD1	6.55	125.39	120.80
1	C	343	ILE	CA-CB-CG2	6.54	123.98	110.90
1	A	280	ASP	CB-CG-OD2	-6.53	112.43	118.30
1	C	247	TRP	CG-CD1-NE1	-6.46	103.64	110.10
1	C	321	ARG	NE-CZ-NH1	-6.42	117.09	120.30
1	C	497	ILE	CB-CG1-CD1	-6.40	95.99	113.90
1	A	242	ARG	NE-CZ-NH2	6.38	123.49	120.30
1	C	356	ARG	NE-CZ-NH2	6.38	123.49	120.30
1	B	475	VAL	CA-CB-CG1	6.35	120.43	110.90
1	C	336	ASP	O-C-N	-6.35	112.53	122.70
1	C	521	ARG	NE-CZ-NH1	-6.28	117.16	120.30
1	B	522	THR	CA-CB-CG2	6.27	121.18	112.40
1	B	393	ARG	NE-CZ-NH2	-6.23	117.18	120.30
1	C	526	ASN	CB-CG-ND2	6.23	131.65	116.70
1	B	356	ARG	NE-CZ-NH1	-6.22	117.19	120.30
1	A	534	LEU	CA-CB-CG	6.20	129.57	115.30
1	C	518	SER	N-CA-CB	-6.20	101.20	110.50
1	C	532	ARG	NH1-CZ-NH2	6.18	126.20	119.40
1	C	247	TRP	NE1-CE2-CD2	-6.18	101.12	107.30
1	B	458	ARG	N-CA-CB	-6.17	99.49	110.60
1	A	410	ARG	CD-NE-CZ	6.16	132.22	123.60
1	B	418	TYR	CB-CG-CD1	6.16	124.69	121.00
1	A	516	TYR	CB-CG-CD1	-6.14	117.31	121.00

Continued on next page...

Continued from previous page...

Mol	Chain	Res	Type	Atoms	Z	Observed(°)	Ideal(°)
1	B	539	TYR	CG-CD1-CE1	6.12	126.20	121.30
1	B	515	GLU	OE1-CD-OE2	-6.11	115.97	123.30
1	C	239	HIS	N-CA-CB	6.11	121.59	110.60
1	B	521	ARG	CG-CD-NE	-6.10	98.99	111.80
1	B	248	ALA	N-CA-CB	-6.10	101.56	110.10
1	A	522	THR	CA-CB-OG1	6.09	121.79	109.00
1	C	422	ASP	CB-CG-OD1	-6.06	112.84	118.30
1	B	287	ASP	CB-CG-OD2	6.06	123.76	118.30
1	A	251	TRP	CA-CB-CG	6.02	125.14	113.70
1	A	426	VAL	N-CA-CB	6.01	124.73	111.50
1	C	352	SER	CB-CA-C	6.01	121.52	110.10
1	A	532	ARG	N-CA-CB	5.95	121.31	110.60
1	C	515	GLU	OE1-CD-OE2	-5.94	116.17	123.30
1	A	415	LEU	CB-CG-CD2	5.92	121.07	111.00
1	C	283	LYS	N-CA-CB	5.92	121.26	110.60
1	A	427	LYS	CD-CE-NZ	-5.92	98.09	111.70
1	C	427	LYS	CD-CE-NZ	-5.91	98.10	111.70
1	B	239	HIS	N-CA-CB	5.91	121.24	110.60
1	A	312	VAL	CG1-CB-CG2	-5.91	101.45	110.90
1	A	394	MET	CA-CB-CG	5.87	123.28	113.30
1	A	411	HIS	CA-CB-CG	-5.85	103.66	113.60
1	B	400	THR	CA-C-N	5.84	127.89	116.20
1	C	365	THR	C-N-CA	-5.83	110.05	122.30
1	B	462	ILE	CG1-CB-CG2	-5.82	98.59	111.40
1	C	352	SER	N-CA-CB	-5.82	101.77	110.50
1	A	242	ARG	CA-CB-CG	5.80	126.15	113.40
1	B	410	ARG	NE-CZ-NH2	-5.79	117.40	120.30
1	C	299	GLU	O-C-N	-5.79	113.44	122.70
1	A	247	TRP	CE3-CZ3-CH2	-5.78	114.84	121.20
1	A	469	ARG	CD-NE-CZ	5.78	131.70	123.60
1	A	512	ASP	CA-CB-CG	5.76	126.06	113.40
1	A	331	VAL	CA-C-N	5.75	129.86	117.20
1	B	315	ASP	CB-CG-OD2	-5.75	113.12	118.30
1	B	299	GLU	OE1-CD-OE2	-5.75	116.40	123.30
1	C	327	SER	CA-C-O	-5.70	108.13	120.10
1	C	247	TRP	CB-CG-CD1	5.70	134.41	127.00
1	C	410	ARG	NE-CZ-NH2	5.69	123.14	120.30
1	A	244	VAL	CA-CB-CG2	5.68	119.42	110.90
1	C	525	ASN	O-C-N	-5.67	113.62	122.70
1	B	471	ASP	CB-CG-OD1	5.64	123.38	118.30
1	B	373	SER	N-CA-CB	5.63	118.95	110.50
1	C	380	TYR	CB-CG-CD2	5.63	124.38	121.00

Continued on next page...

Continued from previous page...

Mol	Chain	Res	Type	Atoms	Z	Observed(°)	Ideal(°)
1	C	528	THR	OG1-CB-CG2	-5.63	97.05	110.00
1	C	426	VAL	CG1-CB-CG2	-5.62	101.91	110.90
1	A	400	THR	CA-C-N	5.62	127.44	116.20
1	A	290	TYR	CB-CG-CD1	5.62	124.37	121.00
1	B	469	ARG	N-CA-CB	-5.61	100.50	110.60
1	B	294	TYR	CG-CD1-CE1	5.60	125.78	121.30
1	A	517	ALA	N-CA-CB	5.59	117.92	110.10
1	A	521	ARG	N-CA-CB	5.58	120.64	110.60
1	A	239	HIS	N-CA-CB	-5.58	100.56	110.60
1	B	244	VAL	CA-CB-CG1	5.57	119.25	110.90
1	C	393	ARG	NE-CZ-NH1	-5.55	117.52	120.30
1	A	474	LYS	O-C-N	-5.55	113.82	122.70
1	B	406	PHE	CB-CG-CD2	-5.52	116.94	120.80
1	A	518	SER	CA-CB-OG	-5.50	96.35	111.20
1	C	283	LYS	CB-CA-C	-5.47	99.47	110.40
1	A	247	TRP	CG-CD1-NE1	-5.46	104.64	110.10
1	C	390	ARG	CD-NE-CZ	5.43	131.20	123.60
1	A	517	ALA	CA-C-O	-5.40	108.76	120.10
1	A	325	PRO	O-C-N	-5.40	114.07	122.70
1	B	537	LEU	CB-CG-CD2	-5.40	101.83	111.00
1	B	333	THR	CA-CB-OG1	-5.39	97.68	109.00
1	B	539	TYR	CB-CG-CD2	5.38	124.23	121.00
1	C	290	TYR	CB-CG-CD1	-5.38	117.77	121.00
1	B	425	ASP	CA-C-O	5.38	131.39	120.10
1	A	397	ASP	CB-CA-C	5.36	121.11	110.40
1	A	369	SER	CA-CB-OG	5.34	125.61	111.20
1	C	333	THR	O-C-N	-5.34	114.16	122.70
1	A	342	ASN	OD1-CG-ND2	-5.33	109.63	121.90
1	C	503	LEU	CB-CG-CD1	-5.33	101.94	111.00
1	C	507	ASP	CA-C-N	5.32	128.91	117.20
1	A	457	ASP	CB-CG-OD1	-5.32	113.51	118.30
1	C	358	ILE	O-C-N	-5.32	114.19	122.70
1	B	415	LEU	CB-CG-CD2	5.32	120.04	111.00
1	B	405	GLN	N-CA-CB	-5.31	101.05	110.60
1	B	420	PRO	CA-C-N	5.31	128.88	117.20
1	C	308	MET	CG-SD-CE	5.30	108.68	100.20
1	C	456	LYS	CB-CG-CD	5.30	125.37	111.60
1	B	258	LEU	CA-CB-CG	5.27	127.43	115.30
1	A	332	PHE	N-CA-CB	5.26	120.07	110.60
1	B	492	GLU	O-C-N	-5.26	114.29	122.70
1	C	424	TYR	CA-CB-CG	-5.25	103.42	113.40
1	A	393	ARG	NE-CZ-NH1	-5.25	117.68	120.30

Continued on next page...

Continued from previous page...

Mol	Chain	Res	Type	Atoms	Z	Observed(°)	Ideal(°)
1	A	336	ASP	CB-CG-OD1	5.24	123.01	118.30
1	C	501	ALA	N-CA-CB	-5.21	102.80	110.10
1	A	247	TRP	CG-CD2-CE3	-5.20	129.22	133.90
1	B	393	ARG	NH1-CZ-NH2	5.17	125.09	119.40
1	B	331	VAL	CA-CB-CG2	-5.16	103.16	110.90
1	B	535	SER	N-CA-CB	5.16	118.24	110.50
1	A	243	ASN	N-CA-CB	5.15	119.88	110.60
1	B	393	ARG	NE-CZ-NH1	-5.15	117.72	120.30
1	B	414	GLN	OE1-CD-NE2	-5.15	110.06	121.90
1	C	468	THR	OG1-CB-CG2	-5.15	98.16	110.00
1	C	423	SER	O-C-N	-5.14	114.48	122.70
1	C	424	TYR	CG-CD1-CE1	-5.13	117.19	121.30
1	C	469	ARG	NE-CZ-NH2	-5.12	117.74	120.30
1	A	433	GLU	O-C-N	-5.11	114.52	122.70
1	B	534	LEU	CB-CG-CD1	5.11	119.68	111.00
1	A	305	GLU	CB-CA-C	5.10	120.61	110.40
1	C	390	ARG	NE-CZ-NH2	-5.09	117.75	120.30
1	C	247	TRP	CB-CA-C	5.09	120.58	110.40
1	C	507	ASP	CB-CG-OD2	-5.08	113.73	118.30
1	C	422	ASP	CA-CB-CG	-5.06	102.28	113.40
1	A	246	ILE	CG1-CB-CG2	-5.05	100.28	111.40
1	A	343	ILE	N-CA-CB	-5.05	99.18	110.80
1	B	305	GLU	CA-CB-CG	5.05	124.51	113.40
1	A	422	ASP	CB-CA-C	5.05	120.49	110.40
1	C	522	THR	CA-CB-OG1	5.04	119.59	109.00
1	B	242	ARG	NE-CZ-NH2	5.03	122.82	120.30
1	A	474	LYS	N-CA-CB	-5.03	101.55	110.60
1	C	417	LEU	CA-CB-CG	5.03	126.87	115.30
1	C	299	GLU	CG-CD-OE1	5.03	128.36	118.30
1	B	477	ASN	CB-CG-ND2	5.01	128.73	116.70

There are no chirality outliers.

All (52) planarity outliers are listed below:

Mol	Chain	Res	Type	Group
1	A	240	MET	Mainchain
1	A	242	ARG	Mainchain
1	A	243	ASN	Mainchain
1	A	273	LEU	Mainchain
1	A	294	TYR	Mainchain
1	A	297	ALA	Mainchain
1	A	365	THR	Mainchain

Continued on next page...

Continued from previous page...

Mol	Chain	Res	Type	Group
1	A	369	SER	Mainchain
1	A	374	GLN	Mainchain
1	A	400	THR	Mainchain
1	A	413	ALA	Mainchain
1	A	416	LEU	Mainchain
1	A	433	GLU	Mainchain
1	A	435	PRO	Mainchain
1	A	474	LYS	Mainchain
1	A	477	ASN	Mainchain
1	A	518	SER	Mainchain
1	A	535	SER	Mainchain
1	B	287	ASP	Mainchain
1	B	319	PRO	Mainchain
1	B	322	VAL	Mainchain
1	B	325	PRO	Mainchain
1	B	334	GLU	Mainchain
1	B	338	HIS	Mainchain
1	B	364	ASN	Mainchain
1	B	366	GLY	Mainchain
1	B	372	GLU	Mainchain
1	B	413	ALA	Mainchain
1	B	415	LEU	Mainchain
1	B	416	LEU	Mainchain
1	B	421	LYS	Mainchain
1	B	435	PRO	Mainchain
1	B	538	SER	Mainchain
1	C	239	HIS	Mainchain
1	C	273	LEU	Mainchain
1	C	297	ALA	Mainchain
1	C	299	GLU	Mainchain
1	C	327	SER	Mainchain
1	C	333	THR	Mainchain
1	C	335	LEU	Mainchain
1	C	352	SER	Mainchain
1	C	362	THR	Mainchain
1	C	416	LEU	Mainchain
1	C	420	PRO	Mainchain
1	C	421	LYS	Mainchain
1	C	433	GLU	Mainchain
1	C	435	PRO	Mainchain
1	C	477	ASN	Mainchain
1	C	490	THR	Mainchain

Continued on next page...

Continued from previous page...

Mol	Chain	Res	Type	Group
1	C	491	HIS	Mainchain
1	C	503	LEU	Mainchain
1	C	518	SER	Mainchain

5.2 Close contacts ⓘ

In the following table, the Non-H and H(model) columns list the number of non-hydrogen atoms and hydrogen atoms in the chain respectively. The H(added) column lists the number of hydrogens added by MolProbity. The Clashes column lists the number of clashes within the asymmetric unit, and the number in parentheses is this value normalized per 1000 atoms of the molecule in the chain. The Symm-Clashes column gives symmetry related clashes, in the same way as for the Clashes column.

Mol	Chain	Non-H	H(model)	H(added)	Clashes	Symm-Clashes
1	A	2295	0	2274	74	0
1	B	2295	0	2273	66	0
1	C	2295	0	2274	60	0
2	A	10	0	0	0	0
2	B	10	0	0	0	0
2	C	10	0	0	0	0
3	A	121	0	0	18	0
3	B	134	0	0	16	1
3	C	159	0	0	8	1
All	All	7329	0	6821	197	1

Clashscore is defined as the number of clashes calculated for the entry per 1000 atoms (including hydrogens) of the entry. The overall clashscore for this entry is 14.

All (197) close contacts within the same asymmetric unit are listed below.

Atom-1	Atom-2	Distance(Å)	Clash(Å)
1:A:441:PRO:HB2	1:A:442:PRO:HD3	1.47	0.94
1:C:441:PRO:HB2	1:C:442:PRO:HD3	1.51	0.91
1:C:441:PRO:HB2	1:C:442:PRO:CD	2.04	0.86
1:C:538:SER:O	1:C:539:TYR:HB3	1.74	0.85
1:A:263:VAL:HA	3:A:701:HOH:O	1.77	0.84
1:B:522:THR:HG22	3:B:615:HOH:O	1.79	0.83
1:C:316:ALA:HB2	1:C:336:ASP:HB3	1.60	0.83
1:A:263:VAL:CA	3:A:701:HOH:O	2.27	0.82
1:B:265:ASP:HA	3:B:707:HOH:O	1.81	0.81
1:A:421:LYS:HE2	3:A:691:HOH:O	1.82	0.78
1:A:400:THR:O	1:A:402:ARG:N	2.18	0.77

Continued on next page...

Continued from previous page...

Atom-1	Atom-2	Distance(Å)	Clash(Å)
1:B:381:ARG:HG2	1:B:391:PHE:CE2	2.21	0.76
1:C:256:LYS:HE3	1:C:257:ALA:H	1.51	0.76
1:B:400:THR:O	1:B:402:ARG:N	2.19	0.75
1:A:448:GLN:HA	1:A:448:GLN:HE21	1.50	0.75
1:C:256:LYS:HA	1:C:256:LYS:NZ	2.01	0.74
1:C:400:THR:O	1:C:402:ARG:N	2.21	0.73
1:C:393:ARG:HH21	1:C:405:GLN:NE2	1.87	0.72
1:A:244:VAL:HG22	1:A:249:GLN:HG3	1.72	0.71
1:C:393:ARG:HH21	1:C:405:GLN:HE22	1.40	0.69
1:C:522:THR:HG22	3:C:625:HOH:O	1.93	0.69
1:C:364:ASN:ND2	3:C:607:HOH:O	2.27	0.68
1:A:441:PRO:CB	1:A:442:PRO:HD3	2.24	0.68
1:A:398:ILE:HG23	1:A:399:LYS:HG3	1.75	0.68
1:A:500:PRO:HA	3:A:721:HOH:O	1.93	0.67
1:C:342:ASN:ND2	1:C:491:HIS:H	1.93	0.66
1:C:251:TRP:CZ2	1:C:253:PRO:HA	2.31	0.66
1:B:360:GLU:HG3	3:B:717:HOH:O	1.96	0.66
1:A:518:SER:O	1:A:522:THR:HG23	1.95	0.66
1:A:448:GLN:HA	1:A:448:GLN:NE2	2.12	0.65
1:B:340:THR:O	3:B:690:HOH:O	2.13	0.65
1:C:342:ASN:HD22	1:C:491:HIS:H	1.42	0.65
1:B:309:LYS:HG2	1:B:494:GLU:HG2	1.79	0.65
1:A:398:ILE:HG23	1:A:399:LYS:N	2.12	0.63
1:A:522:THR:HG22	3:A:619:HOH:O	1.99	0.63
1:A:436:VAL:HG13	1:A:437:PRO:HD2	1.79	0.63
1:C:251:TRP:CH2	1:C:510:THR:HG22	2.33	0.63
1:B:417:LEU:HB2	1:B:426:VAL:HG22	1.81	0.63
1:A:454:ARG:NH1	1:A:475:VAL:HG21	2.14	0.63
1:A:442:PRO:HA	3:A:654:HOH:O	1.98	0.62
1:C:364:ASN:HB3	3:C:607:HOH:O	1.99	0.62
1:C:441:PRO:CB	1:C:442:PRO:CD	2.77	0.62
1:C:513:SER:HB3	3:C:645:HOH:O	2.00	0.62
1:B:255:ILE:CG2	1:B:517:ALA:HB2	2.29	0.62
1:B:251:TRP:CZ2	1:B:253:PRO:HB3	2.35	0.62
1:C:256:LYS:HA	1:C:256:LYS:HZ1	1.64	0.61
1:B:333:THR:HG22	3:B:650:HOH:O	2.00	0.61
1:B:333:THR:O	1:B:333:THR:OG1	2.18	0.61
1:B:335:LEU:O	1:B:336:ASP:HB2	2.00	0.61
1:A:316:ALA:HB2	1:A:336:ASP:HB2	1.84	0.60
1:A:461:TYR:OH	3:A:631:HOH:O	2.17	0.58
1:B:348:PHE:CD1	1:B:491:HIS:HB3	2.38	0.58
1:B:491:HIS:HE1	3:B:679:HOH:O	1.86	0.58

Continued on next page...

Continued from previous page...

Atom-1	Atom-2	Distance(Å)	Clash(Å)
1:C:393:ARG:NH2	1:C:405:GLN:HE22	2.00	0.58
1:C:355:ILE:HD12	1:C:472:ILE:HD11	1.86	0.58
1:A:244:VAL:HG22	1:A:249:GLN:CG	2.34	0.57
1:B:242:ARG:HG3	3:B:623:HOH:O	2.05	0.57
1:A:403:VAL:HG21	3:A:708:HOH:O	2.04	0.57
1:B:251:TRP:N	3:B:620:HOH:O	2.32	0.57
1:A:342:ASN:ND2	1:A:491:HIS:H	2.03	0.57
1:A:364:ASN:HB3	3:A:648:HOH:O	2.06	0.56
1:A:441:PRO:HB2	1:A:442:PRO:CD	2.28	0.56
1:C:342:ASN:O	1:C:343:ILE:HD12	2.06	0.55
1:C:343:ILE:HG13	1:C:424:TYR:CZ	2.41	0.55
1:B:257:ALA:HB1	1:B:276:ILE:O	2.06	0.55
1:A:253:PRO:O	3:A:673:HOH:O	2.19	0.54
1:B:356:ARG:HH12	1:B:370:ILE:HG21	1.73	0.54
1:B:477:ASN:HB3	3:B:641:HOH:O	2.08	0.53
1:B:264:LYS:O	1:B:265:ASP:C	2.45	0.53
1:C:257:ALA:HB1	1:C:276:ILE:O	2.08	0.53
1:B:255:ILE:HG23	1:B:517:ALA:HB2	1.91	0.53
1:C:252:LYS:HG2	1:C:253:PRO:HD2	1.91	0.53
1:B:307:GLU:OE2	1:B:496:GLU:HB2	2.08	0.53
1:C:316:ALA:HB2	1:C:336:ASP:CB	2.36	0.53
1:B:393:ARG:HH21	1:B:405:GLN:NE2	2.07	0.53
1:B:455:THR:HG22	3:B:651:HOH:O	2.09	0.52
1:B:270:PRO:O	1:C:522:THR:HB	2.10	0.52
1:A:264:LYS:O	1:A:265:ASP:C	2.48	0.52
1:C:371:ILE:HG23	3:C:693:HOH:O	2.10	0.52
1:A:242:ARG:NH1	3:A:609:HOH:O	2.42	0.51
1:A:252:LYS:HG2	3:A:673:HOH:O	2.11	0.51
1:A:362:THR:HG22	1:B:346:SER:OG	2.10	0.51
1:A:355:ILE:CD1	1:A:472:ILE:HD11	2.40	0.51
1:A:281:LEU:HD21	1:A:331:VAL:HG23	1.93	0.51
1:B:244:VAL:HG13	1:B:294:TYR:CZ	2.44	0.51
1:A:495:LEU:HD11	1:A:530:ILE:HG13	1.91	0.51
1:A:342:ASN:HD22	1:A:491:HIS:H	1.57	0.51
1:C:264:LYS:O	1:C:265:ASP:C	2.50	0.50
1:A:283:LYS:HG2	3:A:665:HOH:O	2.11	0.50
1:B:421:LYS:HG2	3:B:723:HOH:O	2.11	0.50
1:A:355:ILE:HD12	1:A:472:ILE:HD11	1.92	0.50
1:A:390:ARG:HD2	1:A:408:GLU:OE2	2.11	0.50
1:B:382:VAL:HG22	1:B:390:ARG:H	1.76	0.50
1:B:382:VAL:CG2	1:B:390:ARG:H	2.25	0.50
1:B:504:ASN:ND2	1:B:515:GLU:OE1	2.42	0.50

Continued on next page...

Continued from previous page...

Atom-1	Atom-2	Distance(Å)	Clash(Å)
1:C:244:VAL:HG13	1:C:294:TYR:CZ	2.47	0.50
1:A:468:THR:HG21	1:A:495:LEU:HD23	1.94	0.49
1:C:308:MET:HG3	1:C:426:VAL:HG13	1.93	0.49
1:A:505:ALA:HB1	1:A:516:TYR:HA	1.93	0.49
1:C:364:ASN:CB	3:C:607:HOH:O	2.60	0.49
1:C:374:GLN:HG3	1:C:457:ASP:HA	1.94	0.49
1:B:382:VAL:HG21	1:B:390:ARG:HB2	1.94	0.49
1:A:439:ASN:OD1	1:A:444:LYS:HD3	2.13	0.49
1:A:518:SER:HB3	3:A:624:HOH:O	2.11	0.49
1:A:258:LEU:HD22	1:A:521:ARG:NH1	2.28	0.49
1:C:240:MET:SD	1:C:507:ASP:HB3	2.53	0.48
1:A:441:PRO:CB	1:A:442:PRO:CD	2.89	0.48
1:C:288:TRP:CD2	1:C:415:LEU:HG	2.48	0.48
1:C:436:VAL:HA	1:C:437:PRO:HD3	1.72	0.48
1:C:382:VAL:HG22	1:C:390:ARG:HB2	1.96	0.48
1:B:369:SER:HB3	3:B:680:HOH:O	2.12	0.48
1:A:398:ILE:CG2	1:A:399:LYS:N	2.76	0.48
1:C:242:ARG:HG2	1:C:242:ARG:HH11	1.79	0.48
1:B:381:ARG:HG3	1:B:451:ILE:HG21	1.96	0.48
1:B:342:ASN:HD22	1:B:491:HIS:H	1.61	0.48
1:B:454:ARG:CZ	1:B:475:VAL:HG21	2.44	0.48
1:A:281:LEU:CD2	1:A:331:VAL:HG23	2.44	0.47
1:C:255:ILE:HG13	1:C:513:SER:OG	2.13	0.47
1:C:538:SER:O	1:C:539:TYR:CB	2.53	0.47
1:C:333:THR:OG1	1:C:333:THR:O	2.24	0.47
1:B:538:SER:O	1:B:539:TYR:HB2	2.15	0.47
1:B:473:THR:HG22	1:B:475:VAL:HG12	1.96	0.47
1:C:518:SER:O	1:C:522:THR:HG23	2.15	0.46
1:C:406:PHE:CE1	1:C:436:VAL:HG11	2.49	0.46
1:A:344:ASP:OD2	1:A:346:SER:HB3	2.15	0.46
1:B:449:SER:HA	1:B:450:PRO:HD3	1.81	0.46
1:B:393:ARG:NH2	1:B:405:GLN:HE22	2.14	0.46
1:B:244:VAL:HG22	1:B:249:GLN:HG3	1.97	0.46
1:A:263:VAL:O	1:A:264:LYS:C	2.53	0.46
1:B:421:LYS:HE3	3:B:723:HOH:O	2.16	0.46
1:A:365:THR:OG1	1:B:349:LYS:HD2	2.16	0.46
1:C:364:ASN:HB2	1:C:367:LYS:HB2	1.98	0.46
1:A:468:THR:HG22	1:A:469:ARG:N	2.30	0.46
1:A:305:GLU:OE2	1:A:307:GLU:HG3	2.17	0.45
1:C:338:HIS:CD2	3:C:656:HOH:O	2.68	0.45
1:C:239:HIS:HA	1:C:294:TYR:CE1	2.52	0.45
1:B:315:ASP:HB3	1:B:322:VAL:HG12	1.98	0.45

Continued on next page...

Continued from previous page...

Atom-1	Atom-2	Distance(Å)	Clash(Å)
1:A:263:VAL:CB	3:A:701:HOH:O	2.61	0.45
1:B:242:ARG:HD2	3:B:634:HOH:O	2.16	0.45
1:B:370:ILE:HG13	1:B:461:TYR:CE2	2.51	0.45
1:C:382:VAL:CG2	1:C:390:ARG:HB2	2.46	0.45
1:B:448:GLN:HE21	1:B:449:SER:H	1.63	0.45
1:C:505:ALA:HB1	1:C:516:TYR:HA	1.97	0.45
1:A:448:GLN:HE21	1:A:448:GLN:CA	2.23	0.45
1:B:347:LEU:HD12	1:B:424:TYR:HE1	1.80	0.45
1:A:398:ILE:CG2	1:A:399:LYS:HG3	2.45	0.44
1:A:244:VAL:HG13	1:A:294:TYR:CZ	2.52	0.44
1:A:239:HIS:N	3:A:627:HOH:O	2.49	0.44
1:B:316:ALA:HB2	1:B:336:ASP:CB	2.47	0.44
1:B:382:VAL:HG23	1:B:383:GLY:N	2.33	0.44
1:A:353:LYS:HE2	1:A:353:LYS:HB3	1.53	0.44
1:A:307:GLU:HG2	1:A:496:GLU:HG3	1.99	0.44
1:B:418:TYR:CZ	1:B:420:PRO:HB3	2.53	0.44
1:A:242:ARG:HD2	3:A:609:HOH:O	2.17	0.44
1:A:239:HIS:HD2	1:A:240:MET:HG3	1.82	0.44
1:B:505:ALA:CB	1:B:515:GLU:HG2	2.47	0.43
1:C:437:PRO:HB2	1:C:438:ASP:H	1.60	0.43
1:B:503:LEU:HD23	1:B:503:LEU:HA	1.67	0.43
1:B:239:HIS:HA	1:B:294:TYR:CE1	2.53	0.43
1:C:263:VAL:O	1:C:264:LYS:C	2.56	0.43
1:B:315:ASP:HB3	1:B:322:VAL:CG1	2.48	0.43
1:A:315:ASP:HB3	1:A:322:VAL:HG12	2.01	0.43
1:B:367:LYS:NZ	1:B:465:ASP:OD1	2.39	0.43
1:A:309:LYS:HE2	1:A:494:GLU:OE1	2.19	0.43
1:A:258:LEU:HD21	3:A:624:HOH:O	2.19	0.43
1:A:255:ILE:HD12	1:A:286:GLN:OE1	2.19	0.43
1:B:239:HIS:HE1	1:B:510:THR:HG23	1.83	0.43
1:C:307:GLU:HG2	1:C:309:LYS:HE3	2.01	0.43
1:B:239:HIS:CE1	1:B:510:THR:HG23	2.54	0.42
1:A:378:SER:HB3	1:A:450:PRO:HB3	2.00	0.42
1:C:370:ILE:HD12	1:C:461:TYR:CD2	2.55	0.42
1:A:244:VAL:HA	1:A:245:PRO:HD3	1.93	0.42
1:B:437:PRO:HB2	1:B:438:ASP:H	1.74	0.42
1:A:255:ILE:HG23	1:A:517:ALA:HB2	2.00	0.42
1:B:382:VAL:CG2	1:B:390:ARG:HB2	2.49	0.42
1:C:434:LEU:HA	1:C:435:PRO:HD3	1.86	0.42
1:B:342:ASN:ND2	1:B:491:HIS:H	2.18	0.42
1:C:256:LYS:CE	1:C:257:ALA:H	2.27	0.41
1:C:522:THR:O	1:C:525:ASN:HB2	2.20	0.41

Continued on next page...

Continued from previous page...

Atom-1	Atom-2	Distance(Å)	Clash(Å)
1:C:440:ASP:HA	1:C:441:PRO:HD3	1.90	0.41
1:C:456:LYS:HB2	1:C:456:LYS:NZ	2.35	0.41
1:A:273:LEU:HB2	1:A:275:ILE:HG12	2.03	0.41
1:A:310:PHE:HB3	1:A:343:ILE:HD11	2.02	0.41
1:B:252:LYS:NZ	3:B:658:HOH:O	2.53	0.41
1:C:239:HIS:N	3:C:633:HOH:O	2.54	0.41
1:B:436:VAL:HA	1:B:437:PRO:HD3	1.77	0.41
1:C:251:TRP:HH2	1:C:510:THR:HG22	1.84	0.41
1:B:242:ARG:NE	3:B:623:HOH:O	2.41	0.41
1:A:418:TYR:CE2	1:A:420:PRO:HB3	2.56	0.41
1:A:499:THR:HB	1:A:500:PRO:CD	2.51	0.41
1:A:348:PHE:CE1	1:A:472:ILE:HG23	2.56	0.41
1:A:305:GLU:HG2	1:A:433:GLU:OE1	2.21	0.40
1:A:312:VAL:CG1	1:A:321:ARG:HB2	2.51	0.40
1:C:506:PHE:O	1:C:509:ILE:HG22	2.21	0.40
1:A:308:MET:HA	1:A:427:LYS:O	2.21	0.40
1:A:453:GLU:HB2	1:A:478:HIS:HD2	1.87	0.40
1:B:440:ASP:HA	1:B:441:PRO:HD3	1.95	0.40

All (1) symmetry-related close contacts are listed below. The label for Atom-2 includes the symmetry operator and encoded unit-cell translations to be applied.

Atom-1	Atom-2	Distance(Å)	Clash(Å)
3:B:723:HOH:O	3:C:662:HOH:O[2_657]	2.13	0.07

5.3 Torsion angles

5.3.1 Protein backbone ⓘ

In the following table, the Percentiles column shows the percent Ramachandran outliers of the chain as a percentile score with respect to all X-ray entries followed by that with respect to entries of similar resolution. The Analysed column shows the number of residues for which the backbone conformation was analysed, and the total number of residues.

Mol	Chain	Analysed	Favoured	Allowed	Outliers	Percentiles	
1	A	282/311 (91%)	260 (92%)	18 (6%)	4 (1%)	16	5
1	B	282/311 (91%)	264 (94%)	13 (5%)	5 (2%)	13	3
1	C	282/311 (91%)	260 (92%)	16 (6%)	6 (2%)	11	2
All	All	846/933 (91%)	784 (93%)	47 (6%)	15 (2%)	13	3

All (15) Ramachandran outliers are listed below:

Mol	Chain	Res	Type
1	A	401	GLY
1	A	437	PRO
1	B	401	GLY
1	B	437	PRO
1	C	401	GLY
1	C	441	PRO
1	A	441	PRO
1	C	437	PRO
1	B	261	ILE
1	C	336	ASP
1	B	441	PRO
1	C	342	ASN
1	A	261	ILE
1	C	261	ILE
1	B	322	VAL

5.3.2 Protein sidechains ⓘ

In the following table, the Percentiles column shows the percent sidechain outliers of the chain as a percentile score with respect to all X-ray entries followed by that with respect to entries of similar resolution. The Analysed column shows the number of residues for which the sidechain conformation was analysed, and the total number of residues.

Mol	Chain	Analysed	Rotameric	Outliers	Percentiles	
1	A	259/291 (89%)	232 (90%)	27 (10%)	10	3
1	B	259/291 (89%)	230 (89%)	29 (11%)	9	2
1	C	259/291 (89%)	232 (90%)	27 (10%)	10	3
All	All	777/873 (89%)	694 (89%)	83 (11%)	10	3

All (83) residues with a non-rotameric sidechain are listed below:

Mol	Chain	Res	Type
1	A	242	ARG
1	A	243	ASN
1	A	251	TRP
1	A	254	THR
1	A	256	LYS
1	A	258	LEU
1	A	274	ASN
1	A	280	ASP

Continued on next page...

Continued from previous page...

Mol	Chain	Res	Type
1	A	281	LEU
1	A	343	ILE
1	A	349	LYS
1	A	367	LYS
1	A	395	SER
1	A	397	ASP
1	A	400	THR
1	A	402	ARG
1	A	410	ARG
1	A	417	LEU
1	A	429	SER
1	A	430	LEU
1	A	448	GLN
1	A	456	LYS
1	A	495	LEU
1	A	511	ASN
1	A	513	SER
1	A	522	THR
1	A	534	LEU
1	B	242	ARG
1	B	243	ASN
1	B	244	VAL
1	B	251	TRP
1	B	252	LYS
1	B	254	THR
1	B	256	LYS
1	B	258	LEU
1	B	280	ASP
1	B	305	GLU
1	B	307	GLU
1	B	334	GLU
1	B	350	GLU
1	B	352	SER
1	B	362	THR
1	B	363	GLU
1	B	370	ILE
1	B	403	VAL
1	B	405	GLN
1	B	423	SER
1	B	426	VAL
1	B	444	LYS
1	B	456	LYS

Continued on next page...

Continued from previous page...

Mol	Chain	Res	Type
1	B	469	ARG
1	B	475	VAL
1	B	495	LEU
1	B	515	GLU
1	B	522	THR
1	B	534	LEU
1	C	243	ASN
1	C	246	ILE
1	C	256	LYS
1	C	258	LEU
1	C	279	ASP
1	C	280	ASP
1	C	343	ILE
1	C	350	GLU
1	C	352	SER
1	C	367	LYS
1	C	370	ILE
1	C	392	LEU
1	C	402	ARG
1	C	417	LEU
1	C	442	PRO
1	C	446	LYS
1	C	451	ILE
1	C	456	LYS
1	C	464	ASN
1	C	475	VAL
1	C	487	SER
1	C	504	ASN
1	C	511	ASN
1	C	518	SER
1	C	522	THR
1	C	534	LEU
1	C	539	TYR

Some sidechains can be flipped to improve hydrogen bonding and reduce clashes. All (18) such sidechains are listed below:

Mol	Chain	Res	Type
1	A	243	ASN
1	A	342	ASN
1	A	364	ASN
1	A	448	GLN
1	A	478	HIS

Continued on next page...

Continued from previous page...

Mol	Chain	Res	Type
1	A	508	ASN
1	A	511	ASN
1	B	243	ASN
1	B	342	ASN
1	B	364	ASN
1	B	405	GLN
1	B	411	HIS
1	B	448	GLN
1	C	243	ASN
1	C	342	ASN
1	C	374	GLN
1	C	405	GLN
1	C	508	ASN

5.3.3 RNA ⓘ

There are no RNA chains in this entry.

5.4 Non-standard residues in protein, DNA, RNA chains ⓘ

There are no non-standard protein/DNA/RNA residues in this entry.

5.5 Carbohydrates ⓘ

There are no carbohydrates in this entry.

5.6 Ligand geometry ⓘ

6 ligands are modelled in this entry.

In the following table, the Counts columns list the number of bonds (or angles) for which Mogul statistics could be retrieved, the number of bonds (or angles) that are observed in the model and the number of bonds (or angles) that are defined in the chemical component dictionary. The Link column lists molecule types, if any, to which the group is linked. The Z score for a bond length (or angle) is the number of standard deviations the observed value is removed from the expected value. A bond length (or angle) with $|Z| > 2$ is considered an outlier worth inspection. RMSZ is the root-mean-square of all Z scores of the bond lengths (or angles).

Mol	Type	Chain	Res	Link	Bond lengths			Bond angles		
					Counts	RMSZ	$\# Z > 2$	Counts	RMSZ	$\# Z > 2$
2	SO4	A	601	-	4,4,4	1.06	0	6,6,6	0.27	0

Mol	Type	Chain	Res	Link	Bond lengths			Bond angles		
					Counts	RMSZ	# Z > 2	Counts	RMSZ	# Z > 2
2	SO4	A	604	-	4,4,4	1.12	0	6,6,6	1.24	1 (16%)
2	SO4	B	602	-	4,4,4	1.01	0	6,6,6	0.21	0
2	SO4	B	605	-	4,4,4	1.37	1 (25%)	6,6,6	1.52	1 (16%)
2	SO4	C	603	-	4,4,4	0.99	0	6,6,6	0.44	0
2	SO4	C	606	-	4,4,4	0.68	0	6,6,6	0.48	0

In the following table, the Chirals column lists the number of chiral outliers, the number of chiral centers analysed, the number of these observed in the model and the number defined in the chemical component dictionary. Similar counts are reported in the Torsion and Rings columns. '-' means no outliers of that kind were identified.

Mol	Type	Chain	Res	Link	Chirals	Torsions	Rings
2	SO4	A	601	-	-	0/0/0/0	0/0/0/0
2	SO4	A	604	-	-	0/0/0/0	0/0/0/0
2	SO4	B	602	-	-	0/0/0/0	0/0/0/0
2	SO4	B	605	-	-	0/0/0/0	0/0/0/0
2	SO4	C	603	-	-	0/0/0/0	0/0/0/0
2	SO4	C	606	-	-	0/0/0/0	0/0/0/0

All (1) bond length outliers are listed below:

Mol	Chain	Res	Type	Atoms	Z	Observed(Å)	Ideal(Å)
2	B	605	SO4	O1-S	2.60	1.55	1.47

All (2) bond angle outliers are listed below:

Mol	Chain	Res	Type	Atoms	Z	Observed(°)	Ideal(°)
2	B	605	SO4	O2-S-O1	-3.41	98.24	109.53
2	A	604	SO4	O2-S-O1	2.60	118.14	109.53

There are no chirality outliers.

There are no torsion outliers.

There are no ring outliers.

5.7 Other polymers ⓘ

There are no such residues in this entry.

5.8 Polymer linkage issues

There are no chain breaks in this entry.

6 Fit of model and data ⓘ

6.1 Protein, DNA and RNA chains ⓘ

EDS was not executed - this section will therefore be empty.

6.2 Non-standard residues in protein, DNA, RNA chains ⓘ

EDS was not executed - this section will therefore be empty.

6.3 Carbohydrates ⓘ

EDS was not executed - this section will therefore be empty.

6.4 Ligands ⓘ

EDS was not executed - this section will therefore be empty.

6.5 Other polymers ⓘ

EDS was not executed - this section will therefore be empty.