



# Full wwPDB X-ray Structure Validation Report

Feb 28, 2014 – 04:22 PM GMT

PDB ID : 4DR1  
Title : Crystal structure of the apo 30S ribosomal subunit from *Thermus thermophilus* (HB8)  
Authors : Demirci, H.; Murphy IV, F.; Murphy, E.; Gregory, S.T.; Dahlberg, A.E.; Jogl, G.  
Deposited on : 2012-02-16  
Resolution : 3.60 Å(reported)

This is a full wwPDB validation report for a publicly released PDB entry.  
We welcome your comments at [validation@mail.wwpdb.org](mailto:validation@mail.wwpdb.org)  
A user guide is available at <http://wwpdb.org/ValidationPDFNotes.html>

---

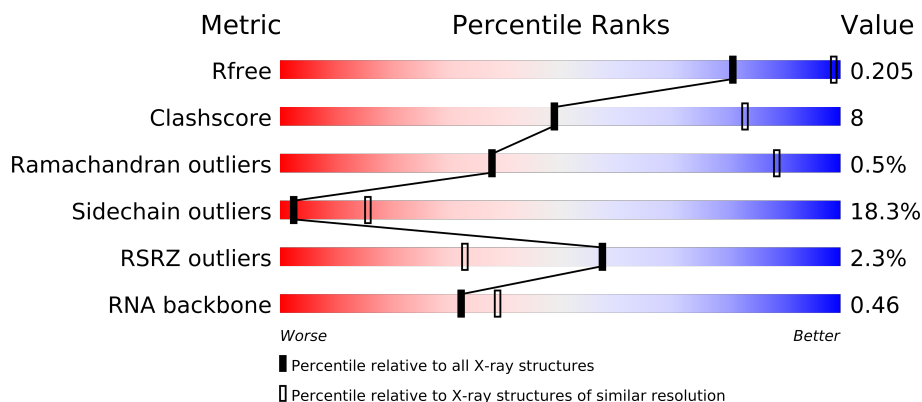
The following versions of software and data (see [references](#)) were used in the production of this report:

MolProbity : 4.02b-467  
Mogul : 1.15 2013  
Xtriage (Phenix) : dev-1323  
EDS : stable22639  
Percentile statistics : 21963  
Refmac : 5.8.0049  
CCP4 : 6.3.0 (Settle)  
Ideal geometry (proteins) : Engh & Huber (2001)  
Ideal geometry (DNA, RNA) : Parkinson et. al. (1996)  
Validation Pipeline (wwPDB-VP) : stable22683

# 1 Overall quality at a glance

The reported resolution of this entry is 3.60 Å.

Percentile scores (ranging between 0-100) for global validation metrics of the entry are shown in the following graphic. The table shows the number of entries on which the scores are based.












Metric	Whole archive (#Entries)	Similar resolution (#Entries, resolution range(Å))
$R_{free}$	66092	1020 (3.86-3.34)
Clashscore	79885	1155 (3.80-3.40)
Ramachandran outliers	78287	1109 (3.80-3.40)
Sidechain outliers	78261	1108 (3.80-3.40)
RSRZ outliers	66119	1000 (3.84-3.36)
RNA backbone	1838	1012 (4.40-2.76)

The table below summarises the geometric issues observed across the polymeric chains and their fit to the electron density. The red, orange, yellow and green segments on the lower bar indicate the fraction of residues that contain outliers for  $\geq 3$ , 2, 1 and 0 types of geometric quality criteria. The upper red bar (where present) indicates the fraction of residues that have poor fit to the electron density.

Mol	Chain	Length	Quality of chain
1	A	1522	
2	B	256	
3	C	239	
4	D	209	
5	E	162	
6	F	101	
7	G	156	
8	H	138	
9	I	128	
10	J	105	
11	K	129	
12	L	135	

Continued on next page...

*Continued from previous page...*

Mol	Chain	Length	Quality of chain
13	M	126	
14	N	61	
15	O	89	
16	P	88	
17	Q	105	
18	R	88	
19	S	93	
20	T	106	
21	U	27	

## 2 Entry composition

There are 24 unique types of molecules in this entry. The entry contains 52227 atoms, of which 0 are hydrogen and 0 are deuterium.

In the tables below, the ZeroOcc column contains the number of atoms modelled with zero occupancy, the AltConf column contains the number of residues with at least one atom in alternate conformation and the Trace column contains the number of residues modelled with at most 2 atoms.

- Molecule 1 is a RNA chain called 16S rRNA.

Mol	Chain	Residues	Atoms					ZeroOcc	AltConf	Trace
1	A	1512	Total	C	N	O	P	0	6	0
			32644	14540	6039	10547	1518			

There are 2 discrepancies between the modelled and reference sequences:

Chain	Residue	Modelled	Actual	Comment	Reference
A	1534	C	A	CONFLICT	GB M26923.1
A	1535	A	C	CONFLICT	GB M26923.1

- Molecule 2 is a protein called 30S ribosomal protein S2.

Mol	Chain	Residues	Atoms					ZeroOcc	AltConf	Trace
2	B	234	Total	C	N	O	S	0	0	0
			1900	1213	341	341	5			

- Molecule 3 is a protein called 30S ribosomal protein S3.

Mol	Chain	Residues	Atoms					ZeroOcc	AltConf	Trace
3	C	206	Total	C	N	O	S	0	0	0
			1612	1016	314	281	1			

- Molecule 4 is a protein called 30S ribosomal protein S4.

Mol	Chain	Residues	Atoms					ZeroOcc	AltConf	Trace
4	D	208	Total	C	N	O	S	0	0	0
			1703	1066	339	291	7			

- Molecule 5 is a protein called 30S ribosomal protein S5.

Mol	Chain	Residues	Atoms					ZeroOcc	AltConf	Trace
5	E	150	Total	C	N	O	S	0	0	0
			1146	724	217	201	4			

- Molecule 6 is a protein called 30S ribosomal protein S6.

Mol	Chain	Residues	Atoms					ZeroOcc	AltConf	Trace
6	F	101	Total	C	N	O	S	0	0	0
			843	531	155	154	3			

- Molecule 7 is a protein called 30S ribosomal protein S7.

Mol	Chain	Residues	Atoms					ZeroOcc	AltConf	Trace
7	G	155	Total	C	N	O	S	0	0	0
			1257	781	252	218	6			

- Molecule 8 is a protein called 30S ribosomal protein S8.

Mol	Chain	Residues	Atoms					ZeroOcc	AltConf	Trace
8	H	138	Total	C	N	O	S	0	0	0
			1116	705	215	193	3			

- Molecule 9 is a protein called 30S ribosomal protein S9.

Mol	Chain	Residues	Atoms				ZeroOcc	AltConf	Trace
9	I	127	Total	C	N	O	0	0	0
			1010	639	197	174			

- Molecule 10 is a protein called 30S ribosomal protein S10.

Mol	Chain	Residues	Atoms					ZeroOcc	AltConf	Trace
10	J	98	Total	C	N	O	S	0	0	0
			792	498	156	137	1			

- Molecule 11 is a protein called 30S ribosomal protein S11.

Mol	Chain	Residues	Atoms					ZeroOcc	AltConf	Trace
11	K	116	Total	C	N	O	S	0	0	0
			864	537	164	160	3			

- Molecule 12 is a protein called 30S ribosomal protein S12.

Mol	Chain	Residues	Atoms					ZeroOcc	AltConf	Trace
12	L	124	Total	C	N	O	S	0	0	0
			972	612	195	163	2			

- Molecule 13 is a protein called 30S ribosomal protein S13.

Mol	Chain	Residues	Atoms					ZeroOcc	AltConf	Trace
13	M	118	Total	C	N	O	S	0	0	0
			937	579	193	163	2			

- Molecule 14 is a protein called 30S ribosomal protein S14.

Mol	Chain	Residues	Atoms					ZeroOcc	AltConf	Trace
14	N	60	Total	C	N	O	S	0	0	0
			492	312	104	72	4			

- Molecule 15 is a protein called 30S ribosomal protein S15.

Mol	Chain	Residues	Atoms					ZeroOcc	AltConf	Trace
15	O	87	Total	C	N	O	S	0	0	0
			729	457	146	124	2			

- Molecule 16 is a protein called 30S ribosomal protein S16.

Mol	Chain	Residues	Atoms					ZeroOcc	AltConf	Trace
16	P	83	Total	C	N	O	S	0	0	0
			700	443	139	117	1			

- Molecule 17 is a protein called 30S ribosomal protein S17.

Mol	Chain	Residues	Atoms					ZeroOcc	AltConf	Trace
17	Q	99	Total	C	N	O	S	0	0	0
			823	528	152	141	2			

There is a discrepancy between the modelled and reference sequences:

Chain	Residue	Modelled	Actual	Comment	Reference
Q	96	GLN	GLU	CONFLICT	UNP Q5SHP7

- Molecule 18 is a protein called 30S ribosomal protein S18.

Mol	Chain	Residues	Atoms					ZeroOcc	AltConf	Trace
18	R	70	Total	C	N	O		0	0	0
			574	367	112	95				

- Molecule 19 is a protein called 30S ribosomal protein S19.

Mol	Chain	Residues	Atoms					ZeroOcc	AltConf	Trace
19	S	80	Total	C	N	O	S	0	0	0
			647	414	119	112	2			

- Molecule 20 is a protein called 30S ribosomal protein S20.

Mol	Chain	Residues	Atoms					ZeroOcc	AltConf	Trace
20	T	99	Total	C	N	O	S	0	0	0
			763	470	162	129	2			

- Molecule 21 is a protein called 30S ribosomal protein THX.

Mol	Chain	Residues	Atoms				ZeroOcc	AltConf	Trace
21	U	24	Total	C	N	O	0	0	0
			208	128	50	30			

- Molecule 22 is MAGNESIUM ION (three-letter code: MG) (formula: Mg).

Mol	Chain	Residues	Atoms		ZeroOcc	AltConf
22	P	2	Total	Mg	0	0
			2	2		
22	Q	1	Total	Mg	0	0
			1	1		
22	D	4	Total	Mg	0	0
			4	4		
22	E	1	Total	Mg	0	0
			1	1		
22	B	2	Total	Mg	0	0
			2	2		
22	C	3	Total	Mg	0	0
			3	3		
22	A	239	Total	Mg	0	0
			239	239		
22	L	1	Total	Mg	0	0
			1	1		
22	F	1	Total	Mg	0	0
			1	1		

- Molecule 23 is ZINC ION (three-letter code: ZN) (formula: Zn).

Mol	Chain	Residues	Atoms		ZeroOcc	AltConf
23	D	1	Total	Zn	0	0
			1	1		

*Continued on next page...*

*Continued from previous page...*

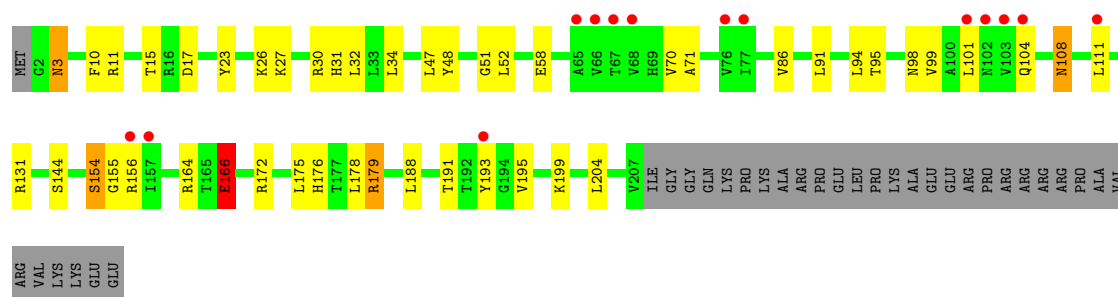
Mol	Chain	Residues	Atoms		ZeroOcc	AltConf
23	N	1	Total	Zn	0	0
			1	1		

- Molecule 24 is water.

Mol	Chain	Residues	Atoms		ZeroOcc	AltConf
24	A	232	Total	O	0	0
			232	232		
24	E	3	Total	O	0	0
			3	3		
24	L	1	Total	O	0	0
			1	1		
24	Q	1	Total	O	0	0
			1	1		
24	T	2	Total	O	0	0
			2	2		

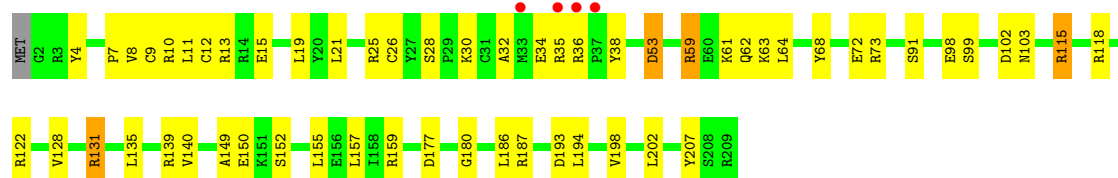


WORLDWIDE  
PDB  
PROTEIN DATA BANK



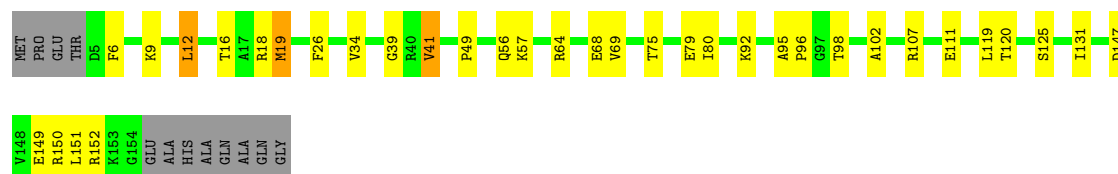
- Molecule 4: 30S ribosomal protein S4

Chain D:



- Molecule 5: 30S ribosomal protein S5

Chain E:



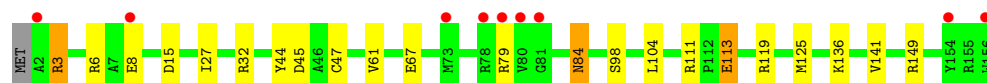
- Molecule 6: 30S ribosomal protein S6

Chain F:



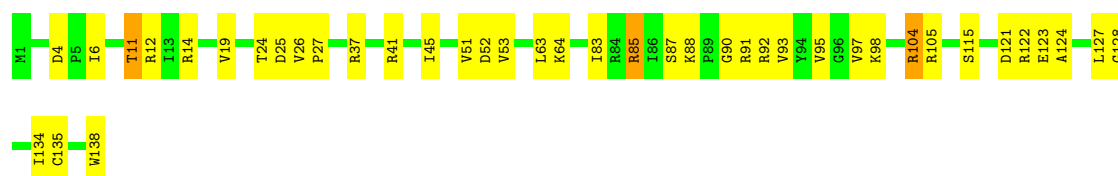
- Molecule 7: 30S ribosomal protein S7

Chain G:



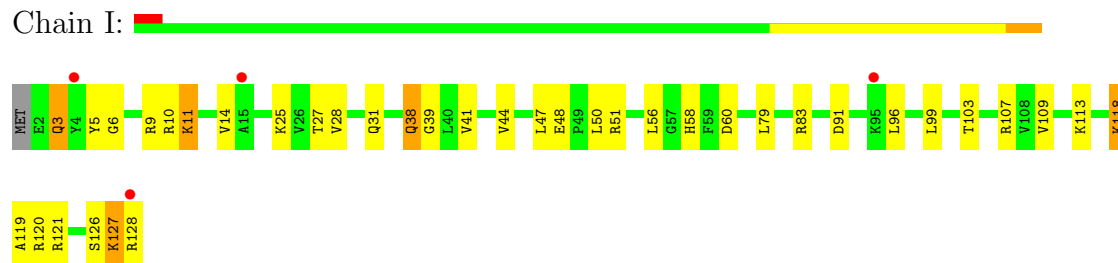
- Molecule 8: 30S ribosomal protein S8

Chain H:



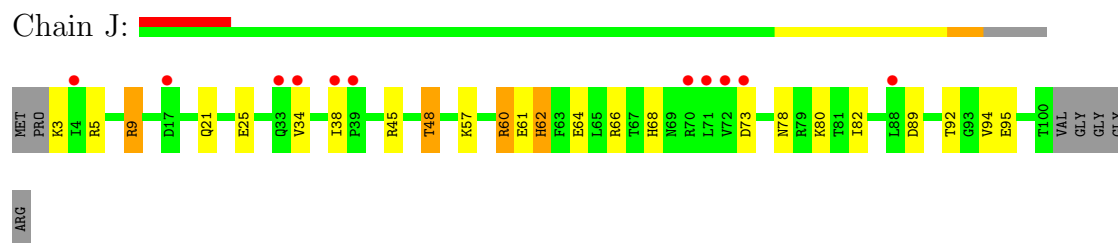
- Molecule 9: 30S ribosomal protein S9

Chain I:



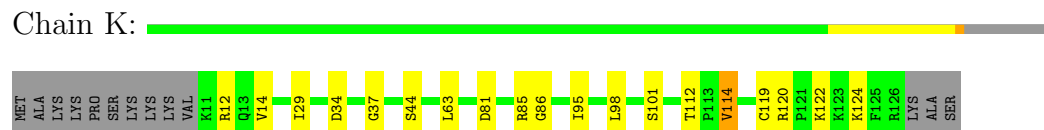
- Molecule 10: 30S ribosomal protein S10

Chain J:



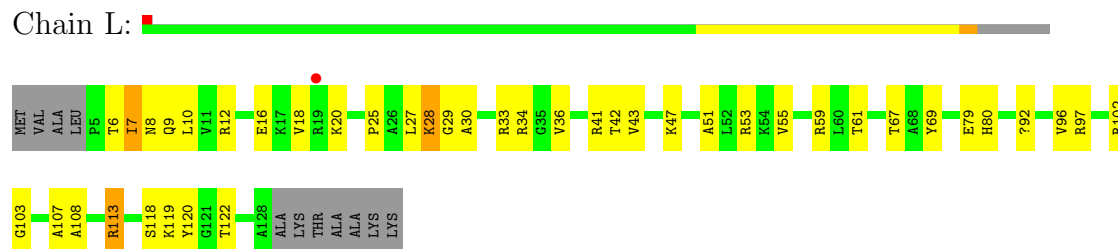
- Molecule 11: 30S ribosomal protein S11

Chain K:



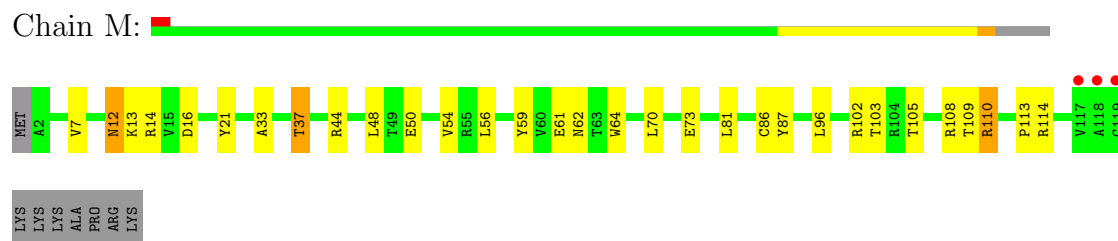
- Molecule 12: 30S ribosomal protein S12

Chain L:



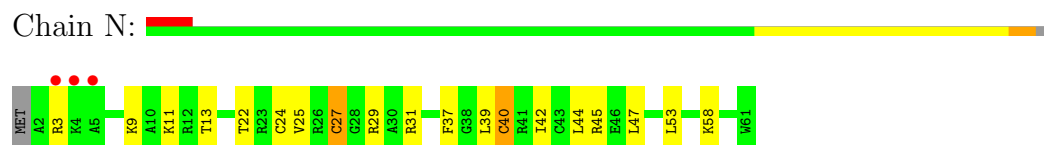
- Molecule 13: 30S ribosomal protein S13

Chain M:



- Molecule 14: 30S ribosomal protein S14

Chain N:



- Molecule 15: 30S ribosomal protein S15

Chain O: 



- Molecule 16: 30S ribosomal protein S16

Chain P: 



- Molecule 17: 30S ribosomal protein S17

Chain Q: 




- Molecule 18: 30S ribosomal protein S18

Chain R: 



- Molecule 19: 30S ribosomal protein S19

Chain S: 



- Molecule 20: 30S ribosomal protein S20

Chain T: 



- Molecule 21: 30S ribosomal protein THX

Chain U: 



## 4 Data and refinement statistics

Property	Value	Source
Space group	P 41 21 2	Depositor
Cell constants a, b, c, $\alpha$ , $\beta$ , $\gamma$	403.04Å 403.04Å 174.36Å 90.00° 90.00° 90.00°	Depositor
Resolution (Å)	34.64 – 3.60 34.64 – 3.60	Depositor EDS
% Data completeness (in resolution range)	99.2 (34.64-3.60) 99.0 (34.64-3.60)	Depositor EDS
$R_{merge}$	0.09	Depositor
$R_{sym}$	(Not available)	Depositor
$\langle I/\sigma(I) \rangle$ <sup>1</sup>	1.81 (at 3.56Å)	Xtriage
Refinement program	PHENIX (phenix.refine: dev_978)	Depositor
R, $R_{free}$	0.157 , 0.207 0.155 , 0.205	Depositor DCC
$R_{free}$ test set	8133 reflections (4.99%)	DCC
Wilson B-factor (Å <sup>2</sup> )	138.5	Xtriage
Anisotropy	0.218	Xtriage
Bulk solvent $k_{sol}$ (e/Å <sup>3</sup> ), $B_{sol}$ (Å <sup>2</sup> )	0.24 , 104.6	EDS
Estimated twinning fraction	No twinning to report.	Xtriage
L-test for twinning	$\langle  L  \rangle = 0.47$ , $\langle L^2 \rangle = 0.30$	Xtriage
Outliers	0 of 163418 reflections	Xtriage
$F_o, F_c$ correlation	0.96	EDS
Total number of atoms	52227	wwPDB-VP
Average B, all atoms (Å <sup>2</sup> )	167.0	wwPDB-VP

Xtriage's analysis on translational NCS is as follows: *The largest off-origin peak in the Patterson function is 1.87% of the height of the origin peak. No significant pseudotranslation is detected.*

<sup>1</sup>Intensities estimated from amplitudes.

## 5 Model quality ⓘ

### 5.1 Standard geometry ⓘ

Bond lengths and bond angles in the following residue types are not validated in this section: ZN, MA6, 0TD, MG, 2MG, 5MC, UR3, 4OC, M2G, 7MG, PSU

The Z score for a bond length (or angle) is the number of standard deviations the observed value is removed from the expected value. A bond length (or angle) with  $|Z| > 5$  is considered an outlier worth inspection. RMSZ is the root-mean-square of all Z scores of the bond lengths (or angles).

Mol	Chain	Bond lengths		Bond angles	
		RMSZ	# Z  >5	RMSZ	# Z  >5
1	A	1.11	101/36139 (0.3%)	1.77	1380/56396 (2.4%)
2	B	0.72	1/1935 (0.1%)	0.89	0/2609
3	C	0.55	1/1636 (0.1%)	0.80	4/2205 (0.2%)
4	D	0.68	1/1733 (0.1%)	0.86	2/2318 (0.1%)
5	E	0.93	0/1162	1.07	3/1564 (0.2%)
6	F	0.59	0/856	0.81	1/1154 (0.1%)
7	G	0.60	0/1276	0.76	0/1709
8	H	0.99	1/1136 (0.1%)	1.07	0/1527
9	I	0.60	0/1029	0.80	0/1379
10	J	0.59	0/805	0.81	0/1082
11	K	0.70	0/879	0.90	0/1187
12	L	0.77	0/977	1.00	0/1306
13	M	0.60	0/947	0.81	0/1270
14	N	0.56	0/501	0.84	0/664
15	O	0.76	0/740	0.96	2/987 (0.2%)
16	P	0.76	0/716	0.96	1/963 (0.1%)
17	Q	0.91	0/836	1.16	3/1117 (0.3%)
18	R	0.77	2/579 (0.3%)	0.91	0/768
19	S	0.49	0/661	0.76	0/890
20	T	0.67	0/765	0.95	1/1007 (0.1%)
21	U	0.56	0/212	0.81	0/277
All	All	0.99	107/55520 (0.2%)	1.55	1397/82379 (1.7%)

Chiral center outliers are detected by calculating the chiral volume of a chiral center and verifying if the center is modelled as a planar moiety or with the opposite hand. A planarity outlier is detected by checking planarity of atoms in a peptide group, atoms in a mainchain group or atoms of a sidechain that are expected to be planar.

Mol	Chain	#Chirality outliers	#Planarity outliers
3	C	0	2
8	H	0	2

*Continued on next page...*

*Continued from previous page...*

Mol	Chain	#Chirality outliers	#Planarity outliers
17	Q	0	1
20	T	0	2
All	All	0	7

All (107) bond length outliers are listed below:

Mol	Chain	Res	Type	Atoms	Z	Observed(Å)	Ideal(Å)
1	A	279	A	N9-C4	-13.91	1.29	1.37
1	A	817	C	N1-C6	-9.69	1.31	1.37
1	A	279	A	N3-C4	-9.58	1.29	1.34
1	A	1509	C	N1-C6	-9.55	1.31	1.37
1	A	822	C	N1-C6	-8.43	1.32	1.37
1	A	1508	G	N7-C5	-8.42	1.34	1.39
1	A	852	G	C6-O6	8.29	1.31	1.24
4	D	12	CYS	CB-SG	8.16	1.96	1.82
1	A	107	G	C5-C6	-8.01	1.34	1.42
1	A	130	A	N9-C4	-7.98	1.33	1.37
1	A	80	G	N9-C4	7.40	1.43	1.38
1	A	569	C	N3-C4	-7.36	1.28	1.33
1	A	482	A	N7-C5	-7.33	1.34	1.39
1	A	860	A	N3-C4	-7.29	1.30	1.34
1	A	1502	A	N9-C4	-7.29	1.33	1.37
1	A	1079	G	N7-C5	-7.16	1.34	1.39
1	A	1377	A	N9-C4	-7.15	1.33	1.37
1	A	573	A	N7-C5	-7.07	1.35	1.39
1	A	279	A	N7-C5	-7.01	1.35	1.39
1	A	589	C	N1-C6	-6.93	1.32	1.37
1	A	573	A	N9-C4	6.92	1.42	1.37
1	A	858	G	C5-C6	-6.88	1.35	1.42
1	A	564	C	N1-C6	-6.81	1.33	1.37
1	A	858	G	N1-C2	6.80	1.43	1.37
1	A	858	G	N7-C5	-6.79	1.35	1.39
1	A	882	C	N1-C6	-6.79	1.33	1.37
8	H	135	CYS	CB-SG	-6.76	1.70	1.82
1	A	828	A	N9-C4	-6.70	1.33	1.37
1	A	715	A	N9-C4	-6.69	1.33	1.37
1	A	1500	A	C6-N1	-6.68	1.30	1.35
1	A	1508	G	N9-C8	-6.68	1.33	1.37
1	A	574	A	C5-C4	-6.66	1.34	1.38
1	A	266	G	N7-C5	-6.62	1.35	1.39
1	A	569	C	N1-C6	-6.54	1.33	1.37
1	A	288	A	N9-C4	-6.49	1.33	1.37

*Continued on next page...*

*Continued from previous page...*

Mol	Chain	Res	Type	Atoms	Z	Observed(Å)	Ideal(Å)
1	A	572	A	C6-N1	-6.44	1.31	1.35
1	A	1502	A	C5-C6	-6.34	1.35	1.41
1	A	654	G	N9-C4	-6.34	1.32	1.38
1	A	574	A	C6-N1	-6.25	1.31	1.35
1	A	1501	C	N1-C6	-6.25	1.33	1.37
1	A	568	G	C6-N1	-6.21	1.35	1.39
1	A	1401	G	N3-C4	-6.20	1.31	1.35
1	A	595	G	N9-C8	-6.19	1.33	1.37
1	A	279	A	C5-C6	-6.14	1.35	1.41
1	A	1501	C	N3-C4	-6.14	1.29	1.33
1	A	1248	A	N9-C4	6.12	1.41	1.37
1	A	1377	A	N3-C4	-6.09	1.31	1.34
1	A	817	C	N3-C4	-6.09	1.29	1.33
1	A	918	A	N7-C5	-6.08	1.35	1.39
1	A	835	U	C4-O4	6.03	1.28	1.23
1	A	889	A	N3-C4	-6.02	1.31	1.34
1	A	16	A	C6-N1	-5.93	1.31	1.35
1	A	125	U	C2-N3	-5.91	1.33	1.37
1	A	1394	A	N9-C4	-5.89	1.34	1.37
1	A	79	G	N9-C4	5.88	1.42	1.38
1	A	1401	G	C5-C4	-5.82	1.34	1.38
1	A	107	G	N7-C5	-5.81	1.35	1.39
1	A	586	C	N1-C6	-5.76	1.33	1.37
1	A	1346	A	C3'-O3'	5.75	1.50	1.42
1	A	596	C	N1-C6	-5.72	1.33	1.37
1	A	1502	A	N7-C5	-5.71	1.35	1.39
1	A	16	A	N3-C4	-5.67	1.31	1.34
1	A	753	A	N3-C4	-5.65	1.31	1.34
1	A	655	A	C6-N6	-5.64	1.29	1.33
1	A	920	U	C4-O4	5.61	1.28	1.23
2	B	12	GLU	CG-CD	5.57	1.60	1.51
1	A	882	C	N3-C4	-5.56	1.30	1.33
1	A	1146	A	N9-C4	-5.50	1.34	1.37
1	A	1500	A	N3-C4	-5.50	1.31	1.34
1	A	1301	U	C3'-O3'	5.48	1.49	1.42
1	A	108	G	N9-C8	5.46	1.41	1.37
1	A	151	A	N9-C4	-5.45	1.34	1.37
1	A	266	G	N9-C4	-5.45	1.33	1.38
1	A	1502	A	N3-C4	-5.43	1.31	1.34
1	A	130	A	N3-C4	-5.42	1.31	1.34
1	A	1514	C	N1-C6	-5.40	1.33	1.37
1	A	635	G	N3-C4	-5.39	1.31	1.35

*Continued on next page...*

*Continued from previous page...*

Mol	Chain	Res	Type	Atoms	Z	Observed(Å)	Ideal(Å)
1	A	266	G	C5-C6	-5.37	1.36	1.42
1	A	566	G	N7-C5	-5.34	1.36	1.39
1	A	364	A	N7-C5	-5.33	1.36	1.39
1	A	23	C	N1-C6	-5.31	1.33	1.37
1	A	1306	A	N7-C5	-5.30	1.36	1.39
1	A	1377	A	C6-N1	-5.26	1.31	1.35
3	C	3	ASN	CB-CG	5.25	1.63	1.51
1	A	834	C	N1-C6	-5.24	1.34	1.37
18	R	46	GLU	CG-CD	5.23	1.59	1.51
1	A	856	C	N1-C6	-5.23	1.34	1.37
1	A	363	A	N9-C4	-5.22	1.34	1.37
1	A	281	G	C3'-O3'	5.19	1.49	1.42
1	A	553	A	N9-C4	-5.17	1.34	1.37
1	A	722	A	C5-C6	-5.14	1.36	1.41
1	A	1500	A	C5-C4	-5.14	1.35	1.38
1	A	824	C	N1-C6	-5.13	1.34	1.37
1	A	729	A	N7-C5	-5.12	1.36	1.39
1	A	117	G	C5-C6	-5.12	1.37	1.42
1	A	1370	G	N9-C4	5.11	1.42	1.38
1	A	572	A	C6-N6	-5.09	1.29	1.33
1	A	888	G	C2-N3	-5.09	1.28	1.32
1	A	574	A	N3-C4	-5.09	1.31	1.34
1	A	797	C	N1-C6	-5.08	1.34	1.37
18	R	46	GLU	CB-CG	5.07	1.61	1.52
1	A	1300	G	C3'-O3'	5.06	1.49	1.42
1	A	1509	C	N3-C4	-5.03	1.30	1.33
1	A	852	G	C5-C4	5.03	1.41	1.38
1	A	393	A	N9-C4	-5.02	1.34	1.37
1	A	665	A	N9-C4	-5.02	1.34	1.37
1	A	860	A	N9-C4	-5.01	1.34	1.37

All (1397) bond angle outliers are listed below:

Mol	Chain	Res	Type	Atoms	Z	Observed(°)	Ideal(°)
1	A	117	G	N1-C6-O6	21.97	133.08	119.90
1	A	858	G	N1-C6-O6	19.43	131.56	119.90
1	A	117	G	C6-C5-N7	-18.81	119.11	130.40
1	A	279	A	C5-N7-C8	-17.11	95.35	103.90
1	A	579	G	N1-C6-O6	15.79	129.37	119.90
1	A	852	G	C5-C6-N1	-15.70	103.65	111.50
1	A	858	G	C5-C6-O6	-15.38	119.37	128.60
1	A	266	G	C6-C5-N7	-14.92	121.45	130.40

*Continued on next page...*

*Continued from previous page...*

Mol	Chain	Res	Type	Atoms	Z	Observed(°)	Ideal(°)
1	A	279	A	C2-N3-C4	-14.56	103.32	110.60
1	A	266	G	C5-N7-C8	-14.52	97.04	104.30
1	A	266	G	C4-C5-N7	14.31	116.53	110.80
1	A	107	G	C4-C5-N7	13.90	116.36	110.80
1	A	279	A	N7-C8-N9	13.86	120.73	113.80
1	A	232	G	N1-C6-O6	13.85	128.21	119.90
1	A	117	G	C2-N3-C4	-13.17	105.32	111.90
1	A	1200	C	C2-N1-C1'	13.16	133.28	118.80
1	A	948	C	C6-N1-C2	13.07	125.53	120.30
1	A	279	A	N1-C6-N6	13.01	126.40	118.60
1	A	117	G	C5-C6-N1	-12.91	105.04	111.50
1	A	266	G	N1-C6-O6	12.62	127.47	119.90
1	A	1181	G	C8-N9-C4	12.56	111.42	106.40
1	A	1502	A	C5-N7-C8	-12.55	97.62	103.90
1	A	266	G	N7-C8-N9	12.52	119.36	113.10
1	A	117	G	N9-C4-C5	-12.37	100.45	105.40
1	A	572	A	N1-C6-N6	-12.36	111.18	118.60
1	A	232	G	N9-C4-C5	-12.22	100.51	105.40
1	A	481	G	N3-C4-N9	12.10	133.26	126.00
1	A	573	A	C8-N9-C4	-12.06	100.97	105.80
1	A	599	C	C6-N1-C2	12.02	125.11	120.30
1	A	277	C	C6-N1-C2	11.80	125.02	120.30
1	A	858	G	C4-C5-N7	11.62	115.45	110.80
1	A	858	G	C6-C5-N7	-11.60	123.44	130.40
1	A	858	G	C5-N7-C8	-11.56	98.52	104.30
1	A	279	A	C5-C6-N1	-11.47	111.97	117.70
1	A	238	G	C5-C6-N1	-11.46	105.77	111.50
1	A	1531	A	N1-C6-N6	11.46	125.47	118.60
1	A	722	A	C2-N3-C4	-11.42	104.89	110.60
1	A	117	G	C4-C5-N7	11.40	115.36	110.80
1	A	80	G	N3-C4-C5	-11.37	122.91	128.60
1	A	858	G	N7-C8-N9	11.36	118.78	113.10
1	A	1080	A	N1-C6-N6	-11.33	111.80	118.60
1	A	1200	C	N1-C2-O2	11.25	125.65	118.90
1	A	117	G	C5-C6-O6	-11.22	121.87	128.60
1	A	80	G	C8-N9-C4	-11.22	101.91	106.40
1	A	331	G	N1-C6-O6	11.20	126.62	119.90
1	A	117	G	C4-C5-C6	11.20	125.52	118.80
1	A	279	A	C6-C5-N7	-11.06	124.56	132.30
1	A	1370	G	C8-N9-C4	-11.04	101.99	106.40
1	A	1505	G	C8-N9-C4	-11.03	101.99	106.40
1	A	107	G	C5-C6-O6	-10.95	122.03	128.60

*Continued on next page...*

*Continued from previous page...*

Mol	Chain	Res	Type	Atoms	Z	Observed(°)	Ideal(°)
1	A	289	G	N1-C6-O6	10.85	126.41	119.90
1	A	1502	A	C4-C5-N7	10.69	116.04	110.70
1	A	107	G	N1-C6-O6	10.67	126.30	119.90
1	A	107	G	C6-C5-N7	-10.67	124.00	130.40
1	A	1369	C	C6-N1-C2	-10.66	116.04	120.30
1	A	881	G	N1-C6-O6	10.64	126.28	119.90
1	A	852	G	C2-N3-C4	-10.57	106.61	111.90
1	A	858	G	C2-N3-C4	-10.36	106.72	111.90
1	A	279	A	C8-N9-C4	-10.22	101.71	105.80
1	A	79	G	C2-N3-C4	10.17	116.98	111.90
1	A	366	C	N1-C2-O2	10.16	125.00	118.90
1	A	1200	C	C6-N1-C1'	-10.16	108.61	120.80
1	A	579	G	C6-C5-N7	-10.15	124.31	130.40
1	A	774	G	N1-C6-O6	10.12	125.97	119.90
1	A	635	G	N1-C6-O6	10.06	125.93	119.90
1	A	873	A	C8-N9-C4	-10.04	101.79	105.80
1	A	635	G	C5-C6-N1	-10.01	106.49	111.50
1	A	858	G	N3-C2-N2	-9.90	112.97	119.90
1	A	624	C	C6-N1-C2	9.89	124.26	120.30
1	A	964	A	C8-N9-C4	-9.88	101.85	105.80
1	A	572	A	N9-C4-C5	9.86	109.74	105.80
1	A	279	A	C4-C5-N7	9.81	115.61	110.70
1	A	851	G	C6-C5-N7	-9.75	124.55	130.40
1	A	190(G)	G	N1-C6-O6	9.70	125.72	119.90
1	A	117	G	C8-N9-C1'	-9.67	114.43	127.00
1	A	774	G	C4-C5-N7	9.65	114.66	110.80
1	A	232	G	C6-C5-N7	-9.62	124.63	130.40
1	A	851	G	C4-N9-C1'	9.62	139.01	126.50
1	A	15	G	N1-C6-O6	9.62	125.67	119.90
1	A	266	G	C5-C6-O6	-9.59	122.85	128.60
1	A	1502	A	N7-C8-N9	9.56	118.58	113.80
1	A	859	A	N1-C2-N3	9.52	134.06	129.30
1	A	1490	C	C5-C6-N1	9.46	125.73	121.00
1	A	773	G	C5-C6-O6	-9.45	122.93	128.60
1	A	856	C	N3-C4-C5	-9.40	118.14	121.90
1	A	281	G	N1-C6-O6	9.39	125.54	119.90
1	A	1490	C	C4-C5-C6	-9.37	112.71	117.40
1	A	730	G	C4-C5-N7	-9.33	107.07	110.80
1	A	481	G	C8-N9-C4	9.33	110.13	106.40
1	A	295	C	C6-N1-C2	9.32	124.03	120.30
1	A	945	G	C5-C6-O6	-9.31	123.01	128.60
1	A	573	A	N9-C4-C5	9.30	109.52	105.80

*Continued on next page...*

*Continued from previous page...*

Mol	Chain	Res	Type	Atoms	Z	Observed(°)	Ideal(°)
1	A	946	A	C6-N1-C2	-9.30	113.02	118.60
1	A	568	G	N1-C6-O6	-9.29	114.33	119.90
1	A	1347	G	C8-N9-C4	9.28	110.11	106.40
1	A	283	C	C6-N1-C2	-9.28	116.59	120.30
1	A	573	A	C4-C5-C6	9.28	121.64	117.00
1	A	825	G	C8-N9-C4	9.27	110.11	106.40
1	A	858	G	C8-N9-C4	-9.24	102.70	106.40
1	A	107	G	N9-C4-C5	-9.23	101.71	105.40
1	A	753	A	N1-C2-N3	9.22	133.91	129.30
1	A	1502	A	C6-C5-N7	-9.21	125.85	132.30
1	A	481	G	N9-C4-C5	-9.20	101.72	105.40
1	A	945	G	C4-C5-N7	9.16	114.46	110.80
1	A	1200	C	C5-C6-N1	9.16	125.58	121.00
1	A	20	U	C5-C6-N1	-9.15	118.12	122.70
1	A	481	G	C5-C6-O6	-9.14	123.11	128.60
1	A	1377	A	N1-C6-N6	-9.13	113.12	118.60
1	A	232	G	C4-C5-N7	9.11	114.44	110.80
1	A	1502	A	N1-C6-N6	9.11	124.06	118.60
1	A	29	G	C2-N3-C4	-9.10	107.35	111.90
1	A	76	C	N1-C2-O2	-9.04	113.47	118.90
1	A	122	G	N1-C6-O6	9.04	125.33	119.90
1	A	1370	G	N7-C8-N9	9.04	117.62	113.10
1	A	660	G	N1-C6-O6	9.03	125.32	119.90
1	A	283	C	C5-C6-N1	9.03	125.51	121.00
17	Q	98	LEU	CA-CB-CG	9.03	136.06	115.30
1	A	579	G	C5-C6-N1	-9.00	107.00	111.50
1	A	654	G	C2-N3-C4	-8.98	107.41	111.90
1	A	292	G	N1-C6-O6	8.97	125.28	119.90
1	A	789	U	N3-C4-C5	-8.96	109.22	114.60
1	A	936	C	C6-N1-C2	8.95	123.88	120.30
1	A	247	G	N1-C6-O6	8.94	125.26	119.90
1	A	328	C	N1-C2-O2	8.92	124.25	118.90
1	A	91	C	C6-N1-C2	8.91	123.86	120.30
1	A	1412	C	C6-N1-C2	-8.90	116.74	120.30
1	A	815	A	N7-C8-N9	-8.89	109.35	113.80
1	A	328	C	N3-C4-N4	-8.86	111.80	118.00
1	A	789	U	N1-C2-N3	8.85	120.21	114.90
1	A	836	G	N1-C6-O6	8.84	125.20	119.90
1	A	774	G	C5-C6-O6	-8.82	123.31	128.60
1	A	835	U	C4-C5-C6	8.80	124.98	119.70
1	A	1339	A	N1-C6-N6	-8.78	113.33	118.60
1	A	372	C	C6-N1-C2	8.77	123.81	120.30

*Continued on next page...*

*Continued from previous page...*

Mol	Chain	Res	Type	Atoms	Z	Observed(°)	Ideal(°)
1	A	922	G	N1-C6-O6	8.74	125.15	119.90
1	A	1181	G	N7-C8-N9	-8.72	108.74	113.10
1	A	825	G	C5-C6-O6	-8.71	123.37	128.60
1	A	309	G	C5-C6-O6	-8.70	123.38	128.60
1	A	482	A	N1-C6-N6	8.69	123.81	118.60
1	A	117	G	C4-N9-C1'	8.62	137.71	126.50
1	A	773	G	N1-C6-O6	8.58	125.05	119.90
1	A	256	U	C5-C4-O4	-8.56	120.76	125.90
1	A	815	A	C8-N9-C4	8.52	109.21	105.80
1	A	454	C	N1-C2-O2	8.52	124.01	118.90
1	A	509	A	C8-N9-C4	-8.52	102.39	105.80
1	A	1531	A	N7-C8-N9	8.51	118.05	113.80
1	A	482	A	N7-C8-N9	8.50	118.05	113.80
1	A	89	C	C6-N1-C2	-8.49	116.91	120.30
1	A	862	C	C5-C4-N4	-8.47	114.27	120.20
1	A	281	G	C8-N9-C1'	-8.45	116.01	127.00
1	A	79	G	N3-C4-C5	-8.45	124.38	128.60
1	A	1327	C	C5-C6-N1	-8.45	116.78	121.00
1	A	856	C	N1-C2-O2	-8.44	113.84	118.90
1	A	600	C	C5-C6-N1	-8.41	116.79	121.00
1	A	310	G	C5-C6-O6	-8.39	123.56	128.60
1	A	888	G	C5-C6-N1	-8.39	107.30	111.50
1	A	1317	C	C6-N1-C2	8.39	123.66	120.30
1	A	592	G	C5-C6-N1	-8.37	107.32	111.50
1	A	777	A	C8-N9-C4	-8.37	102.45	105.80
1	A	805	C	N3-C4-C5	8.36	125.24	121.90
1	A	284	G	N1-C6-O6	8.35	124.91	119.90
1	A	922	G	C4-N9-C1'	8.34	137.34	126.50
1	A	931	C	C5-C6-N1	-8.32	116.84	121.00
1	A	1327	C	C6-N1-C2	8.32	123.63	120.30
1	A	579	G	C5-C6-O6	-8.30	123.62	128.60
1	A	1350	A	C8-N9-C4	-8.29	102.48	105.80
1	A	144	G	N1-C6-O6	8.27	124.86	119.90
1	A	28	G	N1-C6-O6	8.24	124.84	119.90
1	A	143	A	C5-C6-N1	-8.23	113.58	117.70
1	A	922	G	C6-C5-N7	-8.20	125.48	130.40
1	A	920	U	C5-C4-O4	8.19	130.81	125.90
1	A	1531	A	C6-C5-N7	-8.18	126.57	132.30
1	A	835	U	C5-C4-O4	8.16	130.80	125.90
1	A	881	G	C8-N9-C4	8.16	109.67	106.40
1	A	851	G	C8-N9-C1'	-8.16	116.39	127.00
1	A	92	C	N1-C2-O2	8.15	123.79	118.90

*Continued on next page...*

*Continued from previous page...*

Mol	Chain	Res	Type	Atoms	Z	Observed(°)	Ideal(°)
1	A	628	G	N3-C4-C5	-8.14	124.53	128.60
1	A	529	G	N1-C6-O6	8.14	124.78	119.90
1	A	595	G	C5-N7-C8	8.13	108.36	104.30
1	A	830	G	C5-C6-N1	-8.12	107.44	111.50
1	A	774	G	C6-C5-N7	-8.12	125.53	130.40
1	A	703	G	C5-C6-O6	8.12	133.47	128.60
1	A	331	G	C6-C5-N7	-8.11	125.53	130.40
1	A	317	G	N1-C6-O6	8.08	124.75	119.90
1	A	277	C	C5-C6-N1	-8.08	116.96	121.00
1	A	328	C	N3-C4-C5	8.06	125.12	121.90
1	A	789	U	C5-C4-O4	8.06	130.74	125.90
1	A	833	U	C5-C4-O4	8.05	130.73	125.90
1	A	851	G	N1-C6-O6	8.03	124.72	119.90
1	A	128	G	N1-C6-O6	8.03	124.72	119.90
1	A	562	C	N1-C2-O2	8.01	123.71	118.90
1	A	1532	U	C4-C5-C6	-7.98	114.91	119.70
1	A	919	A	C8-N9-C4	7.97	108.99	105.80
1	A	651	C	N3-C2-O2	7.96	127.47	121.90
1	A	29	G	N1-C2-N3	7.95	128.67	123.90
1	A	735	C	C6-N1-C2	7.95	123.48	120.30
1	A	931	C	C2-N3-C4	-7.95	115.93	119.90
1	A	852	G	N1-C6-O6	7.93	124.66	119.90
4	D	12	CYS	CA-CB-SG	7.93	128.28	114.00
1	A	125	U	C5-C6-N1	-7.91	118.75	122.70
1	A	789	U	C6-N1-C2	-7.91	116.26	121.00
1	A	281	G	N9-C4-C5	-7.90	102.24	105.40
1	A	637	G	C8-N9-C4	7.90	109.56	106.40
1	A	285	G	N1-C2-N3	7.89	128.63	123.90
1	A	569	C	C5-C6-N1	-7.89	117.06	121.00
1	A	944	G	C8-N9-C4	-7.89	103.24	106.40
1	A	835	U	N3-C4-C5	-7.89	109.87	114.60
1	A	288	A	C8-N9-C4	7.87	108.95	105.80
1	A	935	A	N1-C6-N6	-7.87	113.88	118.60
1	A	1528	U	C5-C6-N1	-7.87	118.77	122.70
1	A	722	A	N1-C6-N6	7.86	123.32	118.60
1	A	1403	C	C2-N1-C1'	7.85	127.43	118.80
1	A	945	G	C5-N7-C8	-7.84	100.38	104.30
1	A	805	C	C6-N1-C2	7.81	123.42	120.30
1	A	285	G	C2-N3-C4	-7.80	108.00	111.90
1	A	736	C	N3-C2-O2	-7.80	116.44	121.90
1	A	922	G	C4-C5-C6	7.80	123.48	118.80
1	A	817	C	C5-C6-N1	-7.79	117.10	121.00

*Continued on next page...*

*Continued from previous page...*

Mol	Chain	Res	Type	Atoms	Z	Observed(°)	Ideal(°)
1	A	482	A	C6-C5-N7	-7.78	126.85	132.30
1	A	154	C	C5-C4-N4	-7.78	114.75	120.20
1	A	389	A	C4-C5-N7	-7.78	106.81	110.70
1	A	389	A	N1-C6-N6	-7.78	113.93	118.60
1	A	635	G	C2-N3-C4	-7.78	108.01	111.90
1	A	1306	A	N7-C8-N9	7.78	117.69	113.80
1	A	572	A	C5-C6-N1	7.77	121.58	117.70
1	A	176	C	C6-N1-C2	7.75	123.40	120.30
1	A	129	U	N3-C4-C5	-7.73	109.96	114.60
1	A	266	G	C8-N9-C4	-7.70	103.32	106.40
1	A	21	G	C5-C6-N1	-7.70	107.65	111.50
1	A	922	G	C5-C6-N1	-7.69	107.66	111.50
1	A	851	G	C4-C5-C6	7.68	123.41	118.80
1	A	647	C	C6-N1-C2	7.67	123.37	120.30
1	A	1511	G	N1-C6-O6	-7.67	115.30	119.90
1	A	817	C	C6-N1-C2	7.66	123.36	120.30
1	A	232	G	C5-C6-O6	-7.65	124.01	128.60
1	A	108	G	C8-N9-C4	-7.63	103.35	106.40
1	A	862	C	N3-C4-C5	7.63	124.95	121.90
1	A	730	G	N9-C4-C5	7.62	108.45	105.40
1	A	1528	U	C6-N1-C2	7.62	125.57	121.00
1	A	901	A	C2-N3-C4	-7.59	106.80	110.60
1	A	971	G	C8-N9-C4	7.59	109.44	106.40
1	A	753	A	N1-C6-N6	-7.58	114.05	118.60
1	A	970	C	N1-C2-O2	7.56	123.44	118.90
1	A	232	G	C6-N1-C2	7.56	129.64	125.10
1	A	89	C	C5-C6-N1	7.56	124.78	121.00
1	A	1530	G	N3-C4-C5	7.54	132.37	128.60
1	A	1080	A	N9-C4-C5	7.53	108.81	105.80
1	A	279	A	N3-C4-C5	7.53	132.07	126.80
1	A	573	A	N3-C4-C5	-7.53	121.53	126.80
1	A	328	C	N3-C2-O2	-7.53	116.63	121.90
1	A	389	A	C5-C6-N6	7.52	129.72	123.70
1	A	1490	C	N3-C4-C5	7.52	124.91	121.90
1	A	568	G	C5-C6-O6	7.50	133.10	128.60
1	A	858	G	N3-C4-C5	7.50	132.35	128.60
1	A	584	G	C5-C6-O6	-7.48	124.11	128.60
1	A	403	C	C4-C5-C6	7.48	121.14	117.40
1	A	279	A	N3-C4-N9	-7.47	121.42	127.40
1	A	1158	C	C6-N1-C2	-7.47	117.31	120.30
1	A	922	G	C8-N9-C1'	-7.47	117.29	127.00
1	A	318	G	N3-C2-N2	-7.46	114.67	119.90

*Continued on next page...*

*Continued from previous page...*

Mol	Chain	Res	Type	Atoms	Z	Observed(°)	Ideal(°)
1	A	1350	A	N7-C8-N9	7.46	117.53	113.80
1	A	232	G	C5-C6-N1	-7.46	107.77	111.50
17	Q	84	LEU	CA-CB-CG	-7.46	98.15	115.30
1	A	1372	U	C5-C6-N1	7.46	126.43	122.70
1	A	108	G	N7-C8-N9	7.45	116.83	113.10
1	A	445	G	N1-C6-O6	7.45	124.37	119.90
1	A	108	G	C5-N7-C8	-7.45	100.58	104.30
1	A	870	U	N1-C2-N3	-7.44	110.44	114.90
1	A	1377	A	C5-C6-N6	7.43	129.65	123.70
1	A	382	A	C8-N9-C4	-7.43	102.83	105.80
1	A	9	G	N1-C6-O6	7.43	124.36	119.90
1	A	916	G	C6-N1-C2	-7.42	120.65	125.10
1	A	19	C	N3-C4-C5	7.42	124.87	121.90
1	A	241	C	C5-C6-N1	-7.42	117.29	121.00
1	A	1238	A	C8-N9-C4	-7.42	102.83	105.80
1	A	1377	A	C2-N3-C4	-7.41	106.89	110.60
1	A	78	G	N1-C6-O6	7.40	124.34	119.90
1	A	642	A	C6-N1-C2	-7.40	114.16	118.60
1	A	1338	G	N1-C6-O6	-7.39	115.47	119.90
1	A	122	G	C5-C6-N1	-7.38	107.81	111.50
1	A	886	G	N1-C6-O6	7.38	124.33	119.90
1	A	667	G	N1-C6-O6	7.37	124.32	119.90
1	A	481	G	N7-C8-N9	-7.37	109.42	113.10
1	A	1411	C	C6-N1-C2	-7.37	117.35	120.30
1	A	580	U	N3-C4-C5	-7.36	110.19	114.60
1	A	16	A	N7-C8-N9	-7.36	110.12	113.80
1	A	530	G	C4-N9-C1'	7.35	136.06	126.50
1	A	128	G	C5-C6-O6	-7.35	124.19	128.60
1	A	299	G	N1-C6-O6	7.34	124.31	119.90
1	A	389	A	N9-C4-C5	7.33	108.73	105.80
1	A	576	G	N3-C4-C5	-7.33	124.93	128.60
1	A	16	A	C8-N9-C4	7.33	108.73	105.80
1	A	481	G	C2-N3-C4	7.33	115.56	111.90
1	A	1505	G	N9-C4-C5	7.33	108.33	105.40
1	A	460	A	C8-N9-C4	-7.33	102.87	105.80
1	A	789	U	C4-C5-C6	7.32	124.09	119.70
1	A	266	G	C4-N9-C1'	7.32	136.01	126.50
1	A	447	G	C5-C6-O6	7.31	132.98	128.60
1	A	1532	U	N3-C2-O2	7.30	127.31	122.20
1	A	1502	A	C2-N3-C4	-7.30	106.95	110.60
1	A	589	C	C5-C6-N1	-7.30	117.35	121.00
1	A	753	A	N9-C4-C5	7.29	108.72	105.80

*Continued on next page...*

*Continued from previous page...*

Mol	Chain	Res	Type	Atoms	Z	Observed(°)	Ideal(°)
1	A	1365	G	C8-N9-C4	-7.29	103.48	106.40
1	A	676	A	C8-N9-C4	7.29	108.72	105.80
1	A	640	A	C6-N1-C2	-7.29	114.23	118.60
1	A	18	C	C6-N1-C2	7.29	123.22	120.30
1	A	730	G	N1-C6-O6	-7.29	115.53	119.90
1	A	753	A	C6-N1-C2	-7.28	114.23	118.60
1	A	769	G	C8-N9-C4	7.28	109.31	106.40
1	A	32	A	N1-C2-N3	7.28	132.94	129.30
1	A	127	G	N1-C6-O6	7.28	124.27	119.90
1	A	281	G	C6-C5-N7	-7.28	126.03	130.40
1	A	579	G	C2-N3-C4	-7.28	108.26	111.90
1	A	979	C	C6-N1-C2	-7.27	117.39	120.30
1	A	1287	A	C5-C6-N6	7.27	129.52	123.70
1	A	1377	A	N1-C2-N3	7.25	132.93	129.30
1	A	252	U	C5-C6-N1	-7.25	119.08	122.70
1	A	482	A	C4-C5-C6	7.25	120.62	117.00
1	A	76	C	C6-N1-C1'	7.25	129.50	120.80
1	A	1361(A)	C	C5-C6-N1	7.25	124.62	121.00
1	A	525	C	C6-N1-C2	7.25	123.20	120.30
1	A	308	C	N1-C2-O2	7.24	123.24	118.90
1	A	1350	A	C5-N7-C8	-7.23	100.28	103.90
1	A	76	C	C2-N1-C1'	-7.21	110.87	118.80
1	A	238	G	C2-N3-C4	-7.21	108.30	111.90
1	A	730	G	N1-C2-N3	7.21	128.22	123.90
1	A	723	U	C5-C6-N1	7.20	126.30	122.70
1	A	1478	C	C6-N1-C2	-7.19	117.42	120.30
1	A	777	A	N7-C8-N9	7.19	117.40	113.80
1	A	529	G	C5-C6-N1	-7.19	107.91	111.50
1	A	1531	A	C5-N7-C8	-7.17	100.31	103.90
1	A	481	G	N3-C4-C5	-7.16	125.02	128.60
1	A	552	U	N1-C2-N3	7.13	119.18	114.90
1	A	676	A	N7-C8-N9	-7.12	110.24	113.80
1	A	1347	G	N9-C4-C5	-7.12	102.55	105.40
1	A	1531	A	C4-C5-N7	7.12	114.26	110.70
1	A	190(G)	G	C6-C5-N7	-7.10	126.14	130.40
1	A	74	C	C6-N1-C2	-7.09	117.46	120.30
1	A	875	C	C2-N3-C4	-7.09	116.35	119.90
1	A	724	G	C5-C6-O6	-7.09	124.35	128.60
1	A	1461	G	C8-N9-C4	7.09	109.23	106.40
1	A	238	G	N1-C6-O6	7.09	124.15	119.90
1	A	487	A	C8-N9-C4	7.08	108.63	105.80
1	A	331	G	C5-C6-N1	-7.08	107.96	111.50

*Continued on next page...*

*Continued from previous page...*

Mol	Chain	Res	Type	Atoms	Z	Observed(°)	Ideal(°)
1	A	1287	A	N1-C6-N6	-7.07	114.36	118.60
1	A	110	C	C6-N1-C2	7.07	123.13	120.30
1	A	239	U	N3-C4-C5	-7.07	110.36	114.60
5	E	41	VAL	CB-CA-C	-7.05	98.01	111.40
1	A	1295	G	C8-N9-C4	-7.03	103.59	106.40
1	A	852	G	C6-N1-C2	7.03	129.32	125.10
1	A	1080	A	C4-C5-N7	-7.03	107.19	110.70
1	A	820	U	N1-C2-O2	-7.02	117.88	122.80
1	A	875	C	N3-C4-C5	7.02	124.71	121.90
1	A	703	G	C4-C5-N7	-7.01	107.99	110.80
1	A	870	U	N1-C2-O2	7.01	127.71	122.80
1	A	569	C	C6-N1-C2	7.00	123.10	120.30
1	A	660	G	C5-C6-N1	-7.00	108.00	111.50
1	A	1505	G	N7-C8-N9	7.00	116.60	113.10
1	A	773	G	C4-C5-N7	7.00	113.60	110.80
1	A	318	G	N1-C6-O6	6.99	124.10	119.90
1	A	107	G	C5-N7-C8	-6.98	100.81	104.30
1	A	1390	U	N3-C4-C5	-6.98	110.41	114.60
1	A	1108	G	C8-N9-C4	-6.98	103.61	106.40
1	A	201	C	C6-N1-C2	-6.97	117.51	120.30
1	A	946	A	C5-C6-N1	6.96	121.18	117.70
1	A	912	C	N3-C4-N4	6.96	122.87	118.00
1	A	281	G	C5-C6-O6	-6.96	124.42	128.60
1	A	723	U	C2-N1-C1'	6.96	126.05	117.70
1	A	250	A	N1-C6-N6	6.96	122.77	118.60
1	A	558	G	N1-C6-O6	6.96	124.07	119.90
1	A	1403	C	C6-N1-C1'	-6.96	112.45	120.80
1	A	289	G	C5-C6-O6	-6.95	124.43	128.60
1	A	835	U	N3-C2-O2	-6.95	117.33	122.20
1	A	288	A	N3-C4-C5	6.95	131.66	126.80
1	A	723	U	N1-C2-O2	6.95	127.66	122.80
1	A	357	G	N1-C6-O6	6.94	124.06	119.90
1	A	596	C	C6-N1-C2	6.94	123.07	120.30
1	A	615	C	C6-N1-C2	-6.93	117.53	120.30
1	A	306	G	N3-C2-N2	-6.93	115.05	119.90
1	A	80	G	C4-N9-C1'	6.92	135.50	126.50
1	A	595	G	N3-C4-C5	-6.92	125.14	128.60
1	A	7	G	C4-C5-N7	-6.92	108.03	110.80
1	A	488	C	N3-C4-C5	6.91	124.67	121.90
1	A	29	G	C5-C6-N1	-6.91	108.05	111.50
1	A	722	A	C5-C6-N1	-6.91	114.25	117.70
1	A	481	G	C8-N9-C1'	-6.90	118.03	127.00

*Continued on next page...*

*Continued from previous page...*

Mol	Chain	Res	Type	Atoms	Z	Observed(°)	Ideal(°)
1	A	291	C	N3-C4-C5	6.89	124.66	121.90
1	A	482	A	C8-N9-C4	-6.89	103.04	105.80
1	A	326	G	C4-C5-N7	-6.87	108.05	110.80
1	A	281	G	C4-N9-C1'	6.86	135.41	126.50
1	A	558	G	C6-C5-N7	-6.86	126.29	130.40
1	A	570	G	C4-N9-C1'	6.85	135.40	126.50
1	A	373	A	N1-C2-N3	6.84	132.72	129.30
1	A	693	G	N1-C6-O6	6.84	124.00	119.90
1	A	400	C	N3-C4-N4	-6.83	113.22	118.00
1	A	1338	G	C5-C6-O6	6.83	132.70	128.60
1	A	774	G	C5-N7-C8	-6.83	100.89	104.30
1	A	1452	C	N1-C2-O2	6.82	122.99	118.90
1	A	599	C	N3-C2-O2	6.82	126.67	121.90
1	A	813	U	C5-C4-O4	-6.82	121.81	125.90
1	A	724	G	C4-C5-N7	6.82	113.53	110.80
1	A	147	G	N1-C6-O6	6.81	123.99	119.90
1	A	485	G	C4-C5-N7	-6.80	108.08	110.80
1	A	875	C	C5-C6-N1	-6.80	117.60	121.00
3	C	32	LEU	CA-CB-CG	6.80	130.93	115.30
1	A	873	A	C2-N3-C4	6.79	114.00	110.60
5	E	119	LEU	CA-CB-CG	-6.78	99.70	115.30
1	A	569	C	N3-C4-N4	-6.78	113.26	118.00
1	A	852	G	N3-C4-C5	6.78	131.99	128.60
1	A	783	C	N3-C4-C5	6.78	124.61	121.90
1	A	595	G	C4-C5-C6	6.77	122.86	118.80
1	A	126	G	C8-N9-C4	6.76	109.11	106.40
1	A	854	G	C6-C5-N7	-6.75	126.35	130.40
1	A	32	A	C4-C5-C6	6.75	120.38	117.00
1	A	389	A	N1-C2-N3	6.75	132.68	129.30
1	A	292	G	C6-C5-N7	-6.75	126.35	130.40
1	A	1441	G	C5-C6-N1	-6.74	108.13	111.50
1	A	1395	C	C6-N1-C2	6.74	123.00	120.30
1	A	242	C	C5-C6-N1	-6.74	117.63	121.00
1	A	573	A	C4-C5-N7	-6.73	107.33	110.70
1	A	881	G	C5-C6-O6	-6.72	124.57	128.60
1	A	1242	C	N3-C4-N4	-6.72	113.29	118.00
1	A	628	G	N3-C4-N9	6.72	130.03	126.00
1	A	779	C	N1-C2-O2	-6.71	114.87	118.90
1	A	769	G	N1-C6-O6	6.71	123.93	119.90
1	A	235	C	C6-N1-C2	6.71	122.98	120.30
1	A	715	A	C2-N3-C4	-6.70	107.25	110.60
1	A	1490	C	C5-C4-N4	-6.70	115.51	120.20

*Continued on next page...*

*Continued from previous page...*

Mol	Chain	Res	Type	Atoms	Z	Observed(°)	Ideal(°)
1	A	553	A	C8-N9-C4	6.70	108.48	105.80
1	A	881	G	C2-N3-C4	-6.70	108.55	111.90
1	A	1405	G	C8-N9-C4	6.70	109.08	106.40
1	A	648	A	C8-N9-C4	6.69	108.48	105.80
1	A	910	C	C6-N1-C2	6.69	122.97	120.30
1	A	1346	A	C5-C6-N1	6.69	121.04	117.70
1	A	756	C	C6-N1-C2	6.68	122.97	120.30
1	A	1413	A	N7-C8-N9	6.68	117.14	113.80
1	A	1508	G	N7-C8-N9	6.68	116.44	113.10
1	A	865	A	C6-N1-C2	-6.68	114.59	118.60
1	A	854	G	N1-C2-N3	6.67	127.90	123.90
1	A	964	A	N9-C4-C5	6.67	108.47	105.80
1	A	595	G	C4-C5-N7	-6.66	108.14	110.80
1	A	23	C	C5-C6-N1	-6.66	117.67	121.00
1	A	874	G	N1-C6-O6	6.65	123.89	119.90
1	A	835	U	N1-C2-N3	6.65	118.89	114.90
1	A	791	G	C4-C5-C6	6.65	122.79	118.80
1	A	644	G	C4-C5-N7	6.64	113.46	110.80
1	A	1543	C	N1-C2-O2	6.64	122.89	118.90
1	A	1347	G	N3-C4-N9	6.64	129.99	126.00
1	A	599	C	N3-C4-C5	6.64	124.56	121.90
1	A	730	G	C5-C6-O6	6.63	132.58	128.60
1	A	92	C	N3-C2-O2	-6.63	117.26	121.90
1	A	1299	A	C8-N9-C4	-6.63	103.15	105.80
1	A	788	U	N3-C4-O4	6.62	124.03	119.40
1	A	941	G	N1-C6-O6	6.61	123.86	119.90
1	A	856	C	C4-C5-C6	6.61	120.70	117.40
1	A	288	A	C2-N3-C4	-6.60	107.30	110.60
1	A	184	G	N1-C6-O6	6.59	123.85	119.90
1	A	1305	G	C4-C5-N7	-6.58	108.17	110.80
1	A	723	U	C6-N1-C2	-6.57	117.06	121.00
1	A	1080	A	C5-C6-N6	6.57	128.96	123.70
1	A	1346	A	P-O3'-C3'	6.57	127.59	119.70
1	A	117	G	N1-C2-N3	6.57	127.84	123.90
1	A	773	G	N9-C4-C5	-6.57	102.77	105.40
1	A	285	G	N1-C6-O6	6.57	123.84	119.90
1	A	1335	C	N1-C2-O2	6.57	122.84	118.90
1	A	1064	G	C2-N3-C4	-6.56	108.62	111.90
1	A	586	C	C6-N1-C2	6.56	122.92	120.30
1	A	574	A	N7-C8-N9	-6.56	110.52	113.80
1	A	40	C	C6-N1-C2	6.56	122.92	120.30
1	A	836	G	C8-N9-C4	6.55	109.02	106.40

*Continued on next page...*

*Continued from previous page...*

Mol	Chain	Res	Type	Atoms	Z	Observed(°)	Ideal(°)
1	A	865	A	C5-C6-N1	6.55	120.98	117.70
5	E	12	LEU	CA-CB-CG	6.55	130.37	115.30
1	A	825	G	N1-C6-O6	6.55	123.83	119.90
1	A	589	C	C2-N3-C4	-6.55	116.63	119.90
1	A	238	G	N3-C2-N2	-6.54	115.32	119.90
1	A	769	G	C5-C6-O6	-6.54	124.68	128.60
1	A	595	G	C8-N9-C1'	-6.53	118.51	127.00
1	A	830	G	C4-C5-N7	-6.53	108.19	110.80
1	A	1339	A	C2-N3-C4	6.53	113.87	110.60
1	A	147	G	C5-C6-N1	-6.53	108.23	111.50
6	F	98	LEU	CA-CB-CG	-6.53	100.28	115.30
1	A	814	A	C8-N9-C4	6.52	108.41	105.80
1	A	1228	C	N1-C2-O2	6.52	122.81	118.90
1	A	873	A	N7-C8-N9	6.51	117.06	113.80
1	A	1289	A	C8-N9-C4	-6.51	103.19	105.80
1	A	884	U	C5-C6-N1	-6.51	119.44	122.70
1	A	637	G	C8-N9-C1'	-6.51	118.54	127.00
1	A	734	G	N1-C6-O6	6.50	123.80	119.90
1	A	890	G	C4-C5-N7	-6.50	108.20	110.80
1	A	268	C	N3-C4-C5	-6.49	119.31	121.90
1	A	1305	G	N9-C4-C5	6.49	108.00	105.40
1	A	366	C	N3-C2-O2	-6.48	117.36	121.90
1	A	773	G	C6-C5-N7	-6.48	126.51	130.40
1	A	10	A	C2-N3-C4	-6.48	107.36	110.60
1	A	28	G	C5-C6-O6	-6.48	124.71	128.60
1	A	241	C	N1-C2-O2	-6.48	115.01	118.90
1	A	552	U	C2-N3-C4	-6.48	123.11	127.00
1	A	75	G	C8-N9-C4	6.47	108.99	106.40
1	A	1462	G	N1-C6-O6	6.47	123.78	119.90
1	A	269	C	N3-C2-O2	-6.46	117.38	121.90
1	A	1095	U	C6-N1-C2	6.46	124.87	121.00
1	A	836	G	C5-C6-N1	-6.46	108.27	111.50
1	A	574	A	C8-N9-C4	6.45	108.38	105.80
1	A	138	G	N7-C8-N9	-6.45	109.88	113.10
1	A	873	A	C5-C6-N1	6.45	120.92	117.70
1	A	839	U	N1-C2-O2	6.45	127.31	122.80
1	A	81	U	C6-N1-C2	-6.44	117.13	121.00
1	A	1526	G	N1-C6-O6	6.44	123.76	119.90
1	A	1317	C	N1-C2-O2	6.44	122.76	118.90
1	A	1190	G	P-O3'-C3'	6.43	127.42	119.70
1	A	123	C	N3-C4-C5	-6.43	119.33	121.90
1	A	295	C	C5-C6-N1	-6.43	117.78	121.00

*Continued on next page...*

*Continued from previous page...*

Mol	Chain	Res	Type	Atoms	Z	Observed(°)	Ideal(°)
1	A	948	C	C2-N1-C1'	-6.43	111.72	118.80
1	A	723	U	N3-C2-O2	-6.43	117.70	122.20
1	A	1497	G	C8-N9-C4	-6.42	103.83	106.40
1	A	877	C	N1-C2-O2	-6.41	115.05	118.90
1	A	58	C	C6-N1-C2	-6.41	117.73	120.30
1	A	713	G	C8-N9-C4	-6.41	103.84	106.40
1	A	734	G	C5-C6-O6	-6.40	124.76	128.60
1	A	32	A	C6-N1-C2	-6.40	114.76	118.60
1	A	269	C	C4-C5-C6	6.40	120.60	117.40
1	A	730	G	C6-N1-C2	-6.40	121.26	125.10
1	A	331	G	C4-C5-C6	6.39	122.64	118.80
1	A	850	U	C5-C4-O4	6.39	129.74	125.90
1	A	1107	C	C6-N1-C2	-6.39	117.74	120.30
1	A	1153	C	C6-N1-C2	6.39	122.86	120.30
1	A	654	G	N3-C4-C5	6.39	131.79	128.60
1	A	579	G	C4-C5-N7	6.39	113.35	110.80
1	A	154	C	N3-C4-C5	6.38	124.45	121.90
1	A	936	C	C5-C6-N1	-6.38	117.81	121.00
1	A	333	G	N1-C6-O6	6.38	123.73	119.90
1	A	867	G	N1-C6-O6	6.38	123.73	119.90
1	A	722	A	C6-C5-N7	-6.38	127.84	132.30
1	A	450	G	C4-C5-N7	-6.37	108.25	110.80
1	A	882	C	N1-C2-N3	6.37	123.66	119.20
1	A	541	G	N1-C6-O6	6.37	123.72	119.90
1	A	13	U	N3-C4-O4	6.36	123.85	119.40
1	A	138	G	C8-N9-C4	6.36	108.94	106.40
1	A	606	G	C4-C5-N7	-6.36	108.26	110.80
1	A	1413	A	C8-N9-C4	-6.36	103.26	105.80
1	A	767	A	C5-C6-N1	6.35	120.88	117.70
1	A	1361(A)	C	N1-C2-O2	6.35	122.71	118.90
1	A	922	G	N1-C2-N3	6.34	127.71	123.90
1	A	232	G	N3-C4-N9	6.34	129.80	126.00
1	A	600	C	C2-N3-C4	-6.34	116.73	119.90
1	A	1347	G	N7-C8-N9	-6.33	109.93	113.10
1	A	640	A	N1-C2-N3	6.33	132.47	129.30
1	A	1478	C	C5-C6-N1	6.33	124.17	121.00
1	A	447	G	C4-C5-N7	-6.33	108.27	110.80
1	A	1338	G	N1-C2-N3	6.33	127.70	123.90
1	A	403	C	C5-C6-N1	-6.32	117.84	121.00
1	A	913	A	N1-C6-N6	-6.32	114.81	118.60
1	A	1274	G	C8-N9-C4	-6.32	103.87	106.40
1	A	606	G	C5-C6-N1	-6.31	108.34	111.50

*Continued on next page...*

*Continued from previous page...*

Mol	Chain	Res	Type	Atoms	Z	Observed(°)	Ideal(°)
1	A	1531	A	C5-C6-N1	-6.31	114.54	117.70
1	A	27	G	C5-C6-O6	-6.31	124.82	128.60
1	A	80	G	N3-C4-N9	6.31	129.78	126.00
1	A	660	G	C2-N3-C4	-6.30	108.75	111.90
1	A	400	C	N3-C4-C5	6.30	124.42	121.90
1	A	306	G	C8-N9-C4	6.29	108.92	106.40
1	A	481	G	C5-N7-C8	6.29	107.45	104.30
1	A	54	C	N3-C2-O2	-6.29	117.50	121.90
1	A	565	U	N3-C2-O2	6.29	126.60	122.20
1	A	450	G	C8-N9-C4	6.28	108.91	106.40
1	A	823	G	N1-C2-N3	6.28	127.67	123.90
1	A	400	C	C5-C6-N1	-6.28	117.86	121.00
1	A	1332	A	N1-C6-N6	-6.28	114.83	118.60
1	A	242	C	C6-N1-C2	6.28	122.81	120.30
1	A	712	A	C2-N3-C4	-6.27	107.46	110.60
1	A	331	G	N9-C4-C5	-6.26	102.89	105.40
1	A	1487	G	N1-C6-O6	-6.26	116.14	119.90
1	A	18	C	C5-C6-N1	-6.26	117.87	121.00
1	A	289	G	C6-C5-N7	-6.26	126.64	130.40
1	A	859	A	C6-N1-C2	-6.26	114.84	118.60
1	A	1392	G	C6-C5-N7	-6.26	126.64	130.40
1	A	1447	G	C4-C5-N7	6.26	113.30	110.80
1	A	117	G	C5-N7-C8	-6.25	101.17	104.30
1	A	331	G	C8-N9-C1'	-6.25	118.87	127.00
1	A	1181	G	N9-C4-C5	-6.25	102.90	105.40
1	A	526	C	C6-N1-C2	6.25	122.80	120.30
1	A	306	G	N1-C6-O6	6.25	123.65	119.90
1	A	276	G	C8-N9-C4	6.25	108.90	106.40
1	A	301	G	C8-N9-C4	-6.24	103.90	106.40
1	A	581	G	N3-C4-N9	-6.24	122.25	126.00
1	A	1082	G	N1-C6-O6	6.24	123.64	119.90
1	A	1375	A	N1-C6-N6	-6.24	114.86	118.60
1	A	815	A	C5-N7-C8	6.24	107.02	103.90
1	A	7	G	N9-C4-C5	6.23	107.89	105.40
1	A	190(C)	C	C6-N1-C2	-6.23	117.81	120.30
1	A	945	G	C5-C6-N1	6.23	114.61	111.50
1	A	1377	A	N9-C4-C5	6.23	108.29	105.80
1	A	795	C	C6-N1-C2	6.22	122.79	120.30
1	A	287	U	N3-C4-C5	-6.22	110.87	114.60
1	A	1524	C	C6-N1-C2	-6.22	117.81	120.30
1	A	80	G	N7-C8-N9	6.22	116.21	113.10
1	A	522	C	C6-N1-C2	6.22	122.79	120.30

*Continued on next page...*

*Continued from previous page...*

Mol	Chain	Res	Type	Atoms	Z	Observed(°)	Ideal(°)
1	A	92	C	C2-N1-C1'	6.21	125.64	118.80
1	A	817	C	C6-N1-C1'	-6.21	113.35	120.80
1	A	946	A	N1-C2-N3	6.21	132.40	129.30
1	A	851	G	N3-C4-N9	6.21	129.72	126.00
1	A	34	C	N3-C2-O2	6.20	126.24	121.90
1	A	964	A	N7-C8-N9	6.20	116.90	113.80
1	A	147	G	C2-N3-C4	-6.20	108.80	111.90
1	A	190(G)	G	C5-C6-N1	-6.19	108.40	111.50
1	A	1238	A	N9-C4-C5	6.19	108.28	105.80
1	A	1490	C	N1-C2-O2	6.19	122.61	118.90
1	A	860	A	N1-C2-N3	6.19	132.40	129.30
1	A	1377	A	N3-C4-N9	-6.18	122.45	127.40
1	A	1433	A	N1-C6-N6	-6.18	114.89	118.60
1	A	36	C	C6-N1-C2	-6.18	117.83	120.30
1	A	971	G	N1-C6-O6	6.18	123.61	119.90
1	A	1413	A	C5-N7-C8	-6.18	100.81	103.90
1	A	307	C	C5-C6-N1	6.18	124.09	121.00
1	A	1126	U	C5-C6-N1	6.18	125.79	122.70
1	A	9	G	C5-C6-O6	-6.17	124.90	128.60
1	A	238	G	C4-C5-C6	6.17	122.50	118.80
1	A	721	G	C4-N9-C1'	6.17	134.53	126.50
1	A	32	A	C6-C5-N7	-6.17	127.98	132.30
1	A	250	A	C2-N3-C4	-6.17	107.51	110.60
1	A	912	C	C5-C4-N4	-6.17	115.88	120.20
1	A	876	G	C5-C6-O6	-6.17	124.90	128.60
1	A	328	C	C4-C5-C6	-6.16	114.32	117.40
1	A	623	C	N3-C4-C5	6.16	124.36	121.90
1	A	1230	C	C5-C6-N1	6.16	124.08	121.00
1	A	796	C	C5-C6-N1	-6.16	117.92	121.00
1	A	565	U	C5-C4-O4	-6.15	122.21	125.90
1	A	595	G	N3-C4-N9	6.15	129.69	126.00
1	A	24	U	C6-N1-C2	6.15	124.69	121.00
1	A	1079	G	C8-N9-C4	-6.15	103.94	106.40
1	A	948	C	N3-C4-C5	6.15	124.36	121.90
1	A	710	G	N1-C6-O6	6.14	123.59	119.90
1	A	1058	G	C5-C6-O6	6.14	132.28	128.60
1	A	252	U	N1-C2-N3	6.13	118.58	114.90
1	A	942	G	C6-C5-N7	-6.13	126.72	130.40
1	A	247	G	N3-C4-C5	6.13	131.66	128.60
1	A	252	U	C4-C5-C6	6.13	123.38	119.70
1	A	232	G	C8-N9-C4	6.12	108.85	106.40
1	A	621	A	C5-N7-C8	-6.12	100.84	103.90

*Continued on next page...*

*Continued from previous page...*

Mol	Chain	Res	Type	Atoms	Z	Observed(°)	Ideal(°)
1	A	869	G	N3-C4-C5	6.12	131.66	128.60
1	A	1386	G	N7-C8-N9	-6.12	110.04	113.10
1	A	1240	U	C5-C4-O4	6.11	129.57	125.90
1	A	1200	C	N3-C2-O2	-6.11	117.63	121.90
1	A	661	G	C5-C6-N1	-6.10	108.45	111.50
1	A	694	A	N1-C6-N6	6.10	122.26	118.60
1	A	227	G	N1-C6-O6	6.10	123.56	119.90
1	A	722	A	N1-C2-N3	6.10	132.35	129.30
1	A	128	G	C6-C5-N7	-6.10	126.74	130.40
1	A	523	A	C2-N3-C4	-6.10	107.55	110.60
1	A	1512	U	N3-C4-C5	-6.09	110.94	114.60
1	A	687	A	P-O3'-C3'	6.09	127.01	119.70
1	A	928	G	N1-C6-O6	6.09	123.55	119.90
1	A	1530	G	C8-N9-C4	6.09	108.83	106.40
1	A	289	G	N3-C2-N2	-6.08	115.64	119.90
1	A	190(I)	G	C8-N9-C4	6.08	108.83	106.40
1	A	126	G	C5-C6-N1	-6.08	108.46	111.50
1	A	309	G	C4-C5-N7	6.08	113.23	110.80
1	A	1107	C	N3-C4-C5	-6.08	119.47	121.90
1	A	130	A	C2-N3-C4	-6.07	107.56	110.60
1	A	816	A	C2-N3-C4	-6.07	107.56	110.60
1	A	1307	U	N3-C2-O2	-6.07	117.95	122.20
1	A	1442	G	N3-C4-N9	6.07	129.64	126.00
1	A	281	G	P-O3'-C3'	6.07	126.98	119.70
1	A	456	C	N1-C2-O2	6.07	122.54	118.90
1	A	558	G	C5-C6-O6	-6.07	124.96	128.60
1	A	660	G	C6-C5-N7	-6.07	126.76	130.40
1	A	128	G	C4-C5-N7	6.06	113.23	110.80
1	A	1508	G	C8-N9-C4	-6.06	103.97	106.40
1	A	168	G	C6-C5-N7	-6.06	126.76	130.40
1	A	1299	A	N7-C8-N9	6.06	116.83	113.80
1	A	79	G	C8-N9-C4	-6.06	103.98	106.40
1	A	661	G	C8-N9-C4	-6.06	103.98	106.40
1	A	715	A	C8-N9-C4	6.06	108.22	105.80
1	A	250	A	C5-C6-N1	-6.05	114.67	117.70
1	A	265	G	C2-N3-C4	-6.05	108.87	111.90
1	A	854	G	C4-C5-C6	6.05	122.43	118.80
1	A	901	A	C5-C6-N6	6.05	128.54	123.70
1	A	1490	C	C2-N1-C1'	6.05	125.46	118.80
1	A	353	A	N1-C6-N6	-6.05	114.97	118.60
1	A	190(B)	C	C5-C6-N1	6.04	124.02	121.00
1	A	1376	U	C5-C6-N1	-6.04	119.68	122.70

*Continued on next page...*

*Continued from previous page...*

Mol	Chain	Res	Type	Atoms	Z	Observed(°)	Ideal(°)
1	A	828	A	N1-C6-N6	6.04	122.22	118.60
1	A	1099	G	N1-C6-O6	6.04	123.52	119.90
1	A	656	C	N3-C4-C5	6.04	124.31	121.90
1	A	817	C	C4-C5-C6	6.04	120.42	117.40
1	A	1346	A	C6-N1-C2	-6.03	114.98	118.60
1	A	944	G	C5-C6-O6	6.03	132.22	128.60
1	A	392	G	C6-C5-N7	-6.02	126.79	130.40
1	A	1336	C	N1-C2-O2	6.02	122.51	118.90
1	A	179	A	N1-C6-N6	6.02	122.21	118.60
1	A	232	G	C8-N9-C1'	-6.02	119.18	127.00
1	A	1327	C	C2-N1-C1'	-6.02	112.18	118.80
1	A	1353	G	C5-C6-N1	6.02	114.51	111.50
1	A	1178	G	N9-C4-C5	6.01	107.80	105.40
1	A	795	C	N3-C2-O2	6.01	126.11	121.90
1	A	888	G	N3-C2-N2	-6.00	115.70	119.90
1	A	1301	U	P-O3'-C3'	6.00	126.91	119.70
1	A	529	G	C4-C5-C6	6.00	122.40	118.80
1	A	786	G	N1-C6-O6	6.00	123.50	119.90
1	A	1421	G	C8-N9-C4	-6.00	104.00	106.40
1	A	132	C	C4-C5-C6	5.99	120.40	117.40
1	A	375	U	N1-C2-N3	5.99	118.50	114.90
3	C	47	LEU	CA-CB-CG	5.99	129.08	115.30
1	A	20	U	C4-C5-C6	5.99	123.29	119.70
1	A	91	C	N3-C2-O2	5.99	126.09	121.90
1	A	117	G	N3-C4-N9	5.99	129.59	126.00
1	A	43	C	C6-N1-C2	5.99	122.69	120.30
1	A	157	G	C5-C6-N1	-5.98	108.51	111.50
1	A	241	C	C2-N3-C4	-5.98	116.91	119.90
1	A	661	G	N1-C6-O6	5.98	123.49	119.90
1	A	932	C	N3-C2-O2	-5.98	117.71	121.90
1	A	851	G	N7-C8-N9	5.98	116.09	113.10
1	A	1367	C	C6-N1-C2	-5.98	117.91	120.30
1	A	108	G	N3-C4-N9	-5.98	122.42	126.00
1	A	810	C	N3-C4-N4	5.98	122.18	118.00
1	A	854	G	C2-N3-C4	-5.98	108.91	111.90
1	A	292	G	C5-C6-O6	-5.97	125.02	128.60
1	A	680	C	C6-N1-C2	5.97	122.69	120.30
1	A	833	U	N3-C4-C5	-5.97	111.02	114.60
1	A	698	G	N3-C4-C5	-5.97	125.62	128.60
20	T	94	ALA	N-CA-C	-5.97	94.89	111.00
1	A	698	G	C4-N9-C1'	5.96	134.25	126.50
1	A	326	G	C5-C6-O6	5.96	132.18	128.60

*Continued on next page...*

*Continued from previous page...*

Mol	Chain	Res	Type	Atoms	Z	Observed(°)	Ideal(°)
1	A	1376	U	C5-C4-O4	5.96	129.48	125.90
1	A	360	A	C5-N7-C8	-5.95	100.92	103.90
1	A	595	G	C4-N9-C1'	5.95	134.24	126.50
1	A	1416	G	C8-N9-C4	-5.95	104.02	106.40
1	A	722	A	N9-C4-C5	-5.95	103.42	105.80
1	A	62	U	N3-C4-C5	-5.95	111.03	114.60
1	A	1296	C	N3-C4-C5	-5.95	119.52	121.90
1	A	1374	A	N1-C2-N3	5.95	132.27	129.30
1	A	637	G	N9-C4-C5	-5.94	103.02	105.40
1	A	190(C)	C	N3-C4-C5	-5.94	119.52	121.90
1	A	654	G	C5-N7-C8	-5.94	101.33	104.30
1	A	893	C	C6-N1-C2	-5.94	117.92	120.30
1	A	80	G	C4-C5-C6	5.94	122.36	118.80
1	A	325	A	N9-C4-C5	5.93	108.17	105.80
1	A	559	A	C6-N1-C2	-5.93	115.04	118.60
1	A	863	U	C5-C4-O4	5.93	129.46	125.90
1	A	29	G	N1-C6-O6	5.93	123.46	119.90
1	A	509	A	N7-C8-N9	5.93	116.77	113.80
1	A	882	C	C4-C5-C6	5.93	120.37	117.40
1	A	774	G	N9-C4-C5	-5.93	103.03	105.40
1	A	1293	G	C8-N9-C4	-5.92	104.03	106.40
1	A	938	A	N1-C6-N6	-5.92	115.05	118.60
1	A	1353	G	N1-C6-O6	-5.92	116.35	119.90
1	A	605	U	N3-C4-C5	-5.92	111.05	114.60
1	A	658	G	C8-N9-C1'	-5.92	119.31	127.00
1	A	642	A	C5-C6-N1	5.91	120.66	117.70
1	A	644	G	C5-C6-O6	-5.91	125.05	128.60
1	A	802	A	C5-C6-N6	-5.91	118.97	123.70
1	A	345	C	C6-N1-C2	-5.91	117.94	120.30
1	A	17	U	C4-C5-C6	5.91	123.24	119.70
1	A	575	G	C6-N1-C2	-5.91	121.56	125.10
1	A	703	G	N9-C4-C5	5.91	107.76	105.40
1	A	66	G	N3-C2-N2	-5.90	115.77	119.90
1	A	924	C	N3-C2-O2	5.90	126.03	121.90
1	A	138	G	C5-N7-C8	5.90	107.25	104.30
1	A	306	G	C5-C6-N1	-5.89	108.55	111.50
1	A	570	G	N3-C4-C5	-5.89	125.65	128.60
1	A	579	G	C4-C5-C6	5.89	122.34	118.80
1	A	616	G	C5-C6-N1	-5.89	108.55	111.50
1	A	916	G	C5-C6-O6	-5.89	125.06	128.60
1	A	942	G	C4-N9-C1'	5.89	134.16	126.50
1	A	16	A	C2-N3-C4	-5.89	107.66	110.60

*Continued on next page...*

*Continued from previous page...*

Mol	Chain	Res	Type	Atoms	Z	Observed(°)	Ideal(°)
1	A	878	G	C5-C6-O6	-5.88	125.07	128.60
1	A	693	G	C6-C5-N7	-5.88	126.87	130.40
1	A	650	G	C8-N9-C4	5.88	108.75	106.40
1	A	897	C	N3-C2-O2	-5.88	117.79	121.90
1	A	1523	G	N3-C2-N2	-5.88	115.79	119.90
1	A	519	C	C6-N1-C2	5.88	122.65	120.30
3	C	101	LEU	CA-CB-CG	5.87	128.81	115.30
1	A	317	G	C6-C5-N7	-5.87	126.88	130.40
1	A	636	U	C4-C5-C6	5.87	123.22	119.70
1	A	677	U	C5-C6-N1	-5.87	119.77	122.70
1	A	1196	U	N3-C2-O2	-5.87	118.09	122.20
1	A	648	A	N7-C8-N9	-5.87	110.87	113.80
1	A	1376	U	N3-C2-O2	-5.86	118.10	122.20
1	A	603	U	C4-C5-C6	5.86	123.22	119.70
1	A	5	U	N1-C2-O2	5.86	126.90	122.80
1	A	1268	A	N9-C4-C5	5.86	108.14	105.80
1	A	867	G	C6-C5-N7	-5.86	126.89	130.40
1	A	771	G	C5-C6-O6	-5.86	125.09	128.60
1	A	1386	G	C8-N9-C4	5.85	108.74	106.40
1	A	439	A	C8-N9-C4	-5.85	103.46	105.80
1	A	877	C	N1-C2-N3	5.85	123.30	119.20
1	A	904	C	N3-C4-C5	5.85	124.24	121.90
1	A	70	G	N1-C6-O6	5.84	123.41	119.90
1	A	281	G	C4-C5-N7	5.84	113.14	110.80
1	A	285	G	C5-C6-N1	-5.84	108.58	111.50
1	A	283	C	C2-N1-C1'	5.84	125.22	118.80
1	A	1129	C	C6-N1-C2	-5.84	117.97	120.30
1	A	941	G	C2-N3-C4	-5.83	108.99	111.90
1	A	1532	U	C5-C6-N1	5.82	125.61	122.70
1	A	450	G	C5-N7-C8	5.82	107.21	104.30
1	A	1087	G	N1-C6-O6	5.82	123.39	119.90
1	A	15	G	C5-C6-N1	-5.82	108.59	111.50
1	A	279	A	N1-C2-N3	5.82	132.21	129.30
1	A	277	C	C2-N1-C1'	-5.81	112.40	118.80
1	A	107	G	N1-C2-N3	-5.81	120.41	123.90
1	A	1087	G	N3-C4-C5	5.81	131.51	128.60
1	A	1178	G	C8-N9-C4	-5.81	104.08	106.40
1	A	575	G	N1-C2-N3	5.80	127.38	123.90
1	A	1200	C	C6-N1-C2	-5.79	117.98	120.30
1	A	482	A	C5-N7-C8	-5.79	101.00	103.90
1	A	584	G	N1-C6-O6	5.79	123.37	119.90
1	A	530	G	C8-N9-C1'	-5.78	119.48	127.00

*Continued on next page...*

*Continued from previous page...*

Mol	Chain	Res	Type	Atoms	Z	Observed(°)	Ideal(°)
1	A	572	A	C6-N1-C2	-5.78	115.13	118.60
1	A	745	C	N3-C4-C5	5.78	124.21	121.90
1	A	1108	G	N3-C4-C5	-5.78	125.71	128.60
1	A	1240	U	C4-C5-C6	5.78	123.17	119.70
1	A	318	G	C5-C6-N1	-5.77	108.61	111.50
1	A	241	C	C4-C5-C6	5.77	120.28	117.40
1	A	1499	A	N7-C8-N9	-5.76	110.92	113.80
1	A	1524	C	N3-C4-C5	-5.76	119.60	121.90
1	A	573	A	C2-N3-C4	5.76	113.48	110.60
1	A	1414	U	N3-C2-O2	-5.76	118.17	122.20
1	A	380	G	C4-C5-N7	-5.76	108.50	110.80
1	A	599	C	N1-C2-N3	-5.76	115.17	119.20
1	A	1268	A	C8-N9-C4	-5.76	103.50	105.80
1	A	729	A	N1-C6-N6	5.75	122.05	118.60
1	A	603	U	N3-C4-C5	-5.75	111.15	114.60
1	A	1425	U	C5-C4-O4	5.75	129.35	125.90
1	A	1447	G	C5-N7-C8	-5.75	101.43	104.30
1	A	248	C	C4-C5-C6	5.75	120.27	117.40
1	A	1499	A	C8-N9-C4	5.75	108.10	105.80
1	A	450	G	N7-C8-N9	-5.74	110.23	113.10
1	A	1511	G	C5-C6-O6	5.74	132.05	128.60
1	A	804	U	N3-C2-O2	-5.74	118.18	122.20
1	A	445	G	C6-C5-N7	-5.74	126.96	130.40
1	A	877	C	C2-N3-C4	-5.74	117.03	119.90
1	A	524	G	C4-N9-C1'	5.73	133.95	126.50
1	A	600	C	C4-C5-C6	5.73	120.27	117.40
1	A	1343	G	N3-C2-N2	-5.73	115.89	119.90
1	A	840	C	N1-C2-O2	5.73	122.34	118.90
1	A	895	G	C4-C5-N7	5.73	113.09	110.80
1	A	306	G	N3-C4-C5	5.73	131.46	128.60
1	A	230	G	N1-C2-N3	5.72	127.33	123.90
1	A	460	A	N3-C4-C5	-5.72	122.79	126.80
1	A	1131	G	N1-C6-O6	5.72	123.33	119.90
1	A	1390	U	C4-C5-C6	5.72	123.14	119.70
1	A	34	C	C2-N1-C1'	-5.72	112.51	118.80
1	A	942	G	N1-C6-O6	5.72	123.33	119.90
1	A	825	G	N9-C4-C5	-5.72	103.11	105.40
1	A	283	C	C2-N3-C4	5.71	122.76	119.90
1	A	666	G	C5-C6-N1	-5.71	108.64	111.50
1	A	19	C	C2-N3-C4	-5.71	117.05	119.90
1	A	947	G	C8-N9-C4	5.71	108.68	106.40
1	A	1287	A	C4-C5-N7	-5.71	107.85	110.70

*Continued on next page...*

*Continued from previous page...*

Mol	Chain	Res	Type	Atoms	Z	Observed(°)	Ideal(°)
1	A	948	C	C5-C6-N1	-5.70	118.15	121.00
1	A	260	G	C6-C5-N7	-5.70	126.98	130.40
1	A	1277	C	C6-N1-C2	-5.70	118.02	120.30
1	A	758	G	C5-C6-O6	-5.70	125.18	128.60
1	A	854	G	C4-N9-C1'	5.69	133.90	126.50
1	A	798	G	N1-C2-N3	5.69	127.31	123.90
1	A	830	G	C4-C5-C6	5.69	122.21	118.80
1	A	854	G	C8-N9-C1'	-5.69	119.61	127.00
1	A	1370	G	N3-C4-C5	-5.69	125.76	128.60
1	A	586	C	C5-C6-N1	-5.68	118.16	121.00
1	A	111	G	N3-C4-N9	-5.68	122.59	126.00
1	A	325	A	N1-C6-N6	-5.68	115.19	118.60
1	A	1305	G	C8-N9-C4	-5.68	104.13	106.40
1	A	190(F)	G	N3-C4-C5	5.68	131.44	128.60
1	A	279	A	C4-C5-C6	5.68	119.84	117.00
1	A	1193	G	N1-C6-O6	5.68	123.31	119.90
1	A	1542	U	C6-N1-C2	5.68	124.41	121.00
1	A	129	U	C2-N3-C4	5.67	130.41	127.00
1	A	75	G	N7-C8-N9	-5.67	110.26	113.10
1	A	765	G	N1-C6-O6	5.67	123.30	119.90
1	A	881	G	N3-C2-N2	-5.67	115.93	119.90
1	A	851	G	N3-C4-C5	-5.67	125.76	128.60
1	A	767	A	C6-N1-C2	-5.67	115.20	118.60
1	A	970	C	N3-C2-O2	-5.67	117.93	121.90
1	A	673	G	N1-C6-O6	5.67	123.30	119.90
1	A	1058	G	C4-C5-N7	-5.67	108.53	110.80
1	A	1200	C	C5-C4-N4	-5.66	116.24	120.20
1	A	777	A	C5-N7-C8	-5.66	101.07	103.90
1	A	5	U	P-O3'-C3'	5.65	126.48	119.70
1	A	898	G	C8-N9-C4	5.65	108.66	106.40
1	A	916	G	N1-C2-N3	5.65	127.29	123.90
1	A	533	A	C8-N9-C4	-5.65	103.54	105.80
1	A	78	G	C6-N1-C2	5.65	128.49	125.10
1	A	661	G	N7-C8-N9	5.64	115.92	113.10
1	A	892	A	N1-C2-N3	5.64	132.12	129.30
1	A	1233	G	C2-N3-C4	-5.64	109.08	111.90
1	A	1483	A	C8-N9-C4	5.64	108.06	105.80
1	A	283	C	N3-C4-C5	-5.64	119.64	121.90
1	A	300	A	C8-N9-C4	-5.64	103.54	105.80
1	A	860	A	C8-N9-C4	-5.64	103.55	105.80
1	A	929	G	C2-N3-C4	-5.64	109.08	111.90
1	A	749	C	C5-C6-N1	5.64	123.82	121.00

*Continued on next page...*

*Continued from previous page...*

Mol	Chain	Res	Type	Atoms	Z	Observed(°)	Ideal(°)
1	A	92	C	C6-N1-C1'	-5.63	114.04	120.80
1	A	355	C	C6-N1-C2	-5.63	118.05	120.30
1	A	133	U	N3-C2-O2	-5.63	118.26	122.20
1	A	234	C	C5-C4-N4	-5.63	116.26	120.20
1	A	412	A	C8-N9-C4	5.63	108.05	105.80
1	A	1268	A	C6-N1-C2	-5.63	115.22	118.60
1	A	107	G	N3-C4-N9	5.62	129.37	126.00
1	A	667	G	C5-C6-O6	-5.62	125.23	128.60
1	A	881	G	N9-C4-C5	-5.62	103.15	105.40
1	A	1306	A	C8-N9-C4	-5.62	103.55	105.80
1	A	1334	G	C8-N9-C4	5.62	108.65	106.40
1	A	867	G	C4-C5-N7	5.62	113.05	110.80
1	A	1405	G	N3-C4-C5	5.62	131.41	128.60
1	A	75	G	C4-N9-C1'	-5.62	119.20	126.50
1	A	752	G	C5-C6-N1	-5.62	108.69	111.50
1	A	250	A	N9-C4-C5	-5.61	103.55	105.80
1	A	564	C	N1-C2-O2	5.61	122.27	118.90
1	A	816	A	N1-C2-N3	5.61	132.10	129.30
1	A	599	C	C5-C4-N4	-5.61	116.28	120.20
1	A	588	G	C2-N3-C4	-5.61	109.10	111.90
1	A	256	U	N1-C2-N3	-5.60	111.54	114.90
1	A	878	G	N1-C6-O6	5.60	123.26	119.90
1	A	628	G	C4-N9-C1'	5.60	133.78	126.50
1	A	724	G	N9-C4-C5	-5.60	103.16	105.40
1	A	1193	G	C5-C6-N1	-5.60	108.70	111.50
1	A	77	G	N9-C4-C5	-5.60	103.16	105.40
1	A	1067	A	C2-N3-C4	5.60	113.40	110.60
1	A	1523	G	N9-C4-C5	5.60	107.64	105.40
1	A	1060	C	C2-N1-C1'	5.59	124.95	118.80
1	A	655	A	C8-N9-C4	5.59	108.03	105.80
1	A	1242	C	C5-C4-N4	5.59	124.11	120.20
1	A	36	C	N3-C4-C5	-5.58	119.67	121.90
1	A	309	G	N1-C6-O6	5.58	123.25	119.90
1	A	1131	G	N7-C8-N9	5.58	115.89	113.10
1	A	1469	G	N7-C8-N9	5.58	115.89	113.10
1	A	1103	C	C5-C6-N1	-5.58	118.21	121.00
1	A	1502	A	C8-N9-C4	-5.58	103.57	105.80
1	A	982	U	C6-N1-C2	-5.58	117.65	121.00
1	A	1233	G	N9-C4-C5	-5.58	103.17	105.40
1	A	1084	G	N3-C4-C5	-5.58	125.81	128.60
1	A	855	G	N1-C6-O6	-5.57	116.56	119.90
1	A	858	G	N1-C2-N2	5.57	121.22	116.20

*Continued on next page...*

*Continued from previous page...*

Mol	Chain	Res	Type	Atoms	Z	Observed(°)	Ideal(°)
1	A	853	G	C6-C5-N7	-5.57	127.06	130.40
1	A	1112	C	C5-C6-N1	-5.57	118.21	121.00
1	A	630	G	C5-C6-N1	-5.57	108.72	111.50
1	A	1366	C	C6-N1-C2	-5.57	118.07	120.30
1	A	73	C	C6-N1-C2	-5.57	118.07	120.30
1	A	476	G	N1-C6-O6	5.57	123.24	119.90
1	A	909	A	C6-N1-C2	-5.57	115.26	118.60
1	A	1172	C	C2-N1-C1'	-5.56	112.69	118.80
1	A	12	U	N3-C4-O4	5.55	123.29	119.40
1	A	703	G	C8-N9-C4	-5.55	104.18	106.40
1	A	1233	G	C4-C5-N7	5.55	113.02	110.80
1	A	1532	U	N3-C4-C5	5.55	117.93	114.60
1	A	199	G	C2-N3-C4	-5.55	109.13	111.90
1	A	73	C	N1-C2-O2	-5.54	115.57	118.90
1	A	788	U	N3-C4-C5	-5.54	111.27	114.60
1	A	862	C	C6-N1-C2	5.54	122.52	120.30
1	A	140	A	C8-N9-C4	-5.54	103.58	105.80
1	A	438	G	C5-C6-O6	5.54	131.92	128.60
1	A	1442	G	C4-N9-C1'	5.54	133.70	126.50
1	A	819	A	C5-C6-N1	-5.54	114.93	117.70
1	A	75	G	N3-C4-C5	5.53	131.37	128.60
1	A	641	U	C2-N1-C1'	5.53	124.34	117.70
1	A	804	U	N1-C2-N3	5.53	118.22	114.90
1	A	183	G	C6-C5-N7	-5.52	127.08	130.40
1	A	204	U	C2-N1-C1'	5.52	124.33	117.70
1	A	688	G	N1-C6-O6	5.52	123.21	119.90
1	A	229	U	N3-C4-C5	-5.52	111.29	114.60
1	A	247	G	C5-C6-O6	-5.52	125.29	128.60
1	A	931	C	C4-C5-C6	5.52	120.16	117.40
1	A	366	C	C2-N1-C1'	5.52	124.87	118.80
1	A	1370	G	C4-N9-C1'	5.52	133.67	126.50
1	A	637	G	N3-C4-N9	5.51	129.31	126.00
1	A	1497	G	N3-C4-C5	-5.51	125.84	128.60
1	A	580	U	C4-C5-C6	5.51	123.01	119.70
1	A	9	G	C6-C5-N7	-5.50	127.10	130.40
1	A	1078	U	C6-N1-C2	-5.50	117.70	121.00
1	A	120	A	N1-C2-N3	5.50	132.05	129.30
1	A	1060	C	N1-C2-O2	5.50	122.20	118.90
1	A	1107	C	C5-C6-N1	5.50	123.75	121.00
1	A	1386	G	N3-C2-N2	-5.49	116.06	119.90
1	A	1373	G	N3-C4-N9	5.49	129.29	126.00
1	A	201	C	C2-N1-C1'	5.49	124.84	118.80

*Continued on next page...*

*Continued from previous page...*

Mol	Chain	Res	Type	Atoms	Z	Observed(°)	Ideal(°)
1	A	433	C	C6-N1-C2	-5.49	118.11	120.30
1	A	636	U	N3-C4-O4	5.49	123.24	119.40
1	A	530	G	C8-N9-C4	-5.49	104.21	106.40
1	A	1372	U	C6-N1-C2	-5.49	117.71	121.00
1	A	300	A	N9-C4-C5	5.48	107.99	105.80
1	A	823	G	C2-N3-C4	-5.48	109.16	111.90
1	A	481	G	N1-C6-O6	5.48	123.19	119.90
1	A	1335	C	N3-C2-O2	-5.48	118.06	121.90
1	A	1349	A	N1-C6-N6	-5.48	115.31	118.60
1	A	406	G	N1-C6-O6	5.48	123.19	119.90
1	A	971	G	C5-C6-N1	-5.48	108.76	111.50
1	A	392	G	C4-C5-C6	5.47	122.08	118.80
1	A	573	A	C5-N7-C8	5.47	106.64	103.90
1	A	625	G	N3-C4-C5	-5.47	125.86	128.60
1	A	365	U	C2-N1-C1'	5.47	124.27	117.70
1	A	835	U	C5-C6-N1	-5.47	119.96	122.70
1	A	485	G	C5-N7-C8	5.47	107.03	104.30
1	A	931	C	N1-C2-N3	5.47	123.03	119.20
1	A	664	G	C5-C6-O6	5.47	131.88	128.60
1	A	1395	C	N1-C2-O2	-5.47	115.62	118.90
1	A	1447	G	N1-C6-O6	5.46	123.18	119.90
1	A	779	C	C4-C5-C6	5.46	120.13	117.40
1	A	7	G	C2-N3-C4	5.45	114.63	111.90
1	A	918	A	C6-N1-C2	-5.45	115.33	118.60
1	A	588	G	C5-C6-N1	-5.45	108.77	111.50
1	A	864	A	C5-C6-N1	-5.45	114.97	117.70
1	A	530	G	N7-C8-N9	5.45	115.83	113.10
1	A	1452	C	N1-C2-N3	-5.45	115.39	119.20
1	A	256	U	N3-C4-O4	5.45	123.21	119.40
1	A	1328	C	N3-C4-C5	5.45	124.08	121.90
1	A	609	A	N1-C6-N6	5.44	121.87	118.60
1	A	1053	G	C8-N9-C4	5.44	108.58	106.40
1	A	301	G	N7-C8-N9	5.44	115.82	113.10
1	A	583	A	C5-C6-N6	-5.44	119.35	123.70
1	A	913	A	N9-C4-C5	5.43	107.97	105.80
1	A	860	A	C6-N1-C2	-5.43	115.34	118.60
1	A	1340	A	C2-N3-C4	-5.43	107.89	110.60
1	A	440	A	C8-N9-C4	-5.43	103.63	105.80
1	A	621	A	N7-C8-N9	5.43	116.51	113.80
1	A	944	G	N9-C4-C5	5.43	107.57	105.40
1	A	1530	G	C4-N9-C1'	-5.43	119.44	126.50
1	A	768	A	N1-C2-N3	5.42	132.01	129.30

*Continued on next page...*

*Continued from previous page...*

Mol	Chain	Res	Type	Atoms	Z	Observed(°)	Ideal(°)
1	A	1361(A)	C	C5-C4-N4	-5.42	116.40	120.20
1	A	397	A	C6-N1-C2	-5.42	115.35	118.60
1	A	573	A	C5-C6-N6	5.42	128.04	123.70
1	A	890	G	C5-C6-N1	-5.42	108.79	111.50
1	A	1107	C	C2-N3-C4	5.42	122.61	119.90
1	A	204	U	C5-C6-N1	5.42	125.41	122.70
1	A	718	G	N1-C6-O6	5.42	123.15	119.90
1	A	169	C	N3-C4-C5	-5.41	119.73	121.90
1	A	190(G)	G	C2-N3-C4	-5.41	109.19	111.90
1	A	1442	G	C8-N9-C1'	-5.41	119.97	127.00
1	A	1469	G	C5-N7-C8	-5.41	101.59	104.30
1	A	269	C	C5-C6-N1	-5.41	118.30	121.00
1	A	310	G	N1-C6-O6	5.41	123.14	119.90
1	A	898	G	N7-C8-N9	-5.41	110.40	113.10
1	A	629	G	N3-C4-C5	-5.40	125.90	128.60
1	A	808	C	N3-C4-C5	5.40	124.06	121.90
1	A	124	G	N1-C6-O6	-5.40	116.66	119.90
1	A	247	G	C2-N3-C4	-5.40	109.20	111.90
1	A	881	G	N7-C8-N9	-5.40	110.40	113.10
1	A	142	G	N3-C4-C5	-5.40	125.90	128.60
1	A	1299	A	C4-N9-C1'	5.40	136.01	126.30
1	A	830	G	N9-C4-C5	5.39	107.56	105.40
1	A	892	A	C2-N3-C4	-5.39	107.90	110.60
1	A	78	G	C5-C6-N1	-5.39	108.81	111.50
1	A	1158	C	N3-C4-C5	-5.38	119.75	121.90
1	A	89	C	C2-N1-C1'	5.38	124.72	118.80
1	A	266	G	C4-C5-C6	5.38	122.03	118.80
1	A	266	G	C2-N3-C4	-5.38	109.21	111.90
1	A	852	G	N3-C4-N9	-5.38	122.78	126.00
1	A	1226	C	N1-C2-O2	5.38	122.12	118.90
1	A	853	G	C4-C5-C6	5.38	122.03	118.80
1	A	945	G	N7-C8-N9	5.38	115.79	113.10
1	A	14	U	N3-C4-O4	5.37	123.16	119.40
1	A	900	A	N1-C2-N3	5.37	131.99	129.30
1	A	1268	A	N1-C2-N3	5.37	131.99	129.30
1	A	285	G	N3-C2-N2	-5.37	116.14	119.90
1	A	1135	U	C2-N1-C1'	5.37	124.14	117.70
1	A	1336	C	C2-N1-C1'	5.37	124.70	118.80
1	A	1383	C	C6-N1-C2	-5.36	118.16	120.30
1	A	728	A	C5-C6-N6	-5.36	119.41	123.70
1	A	581	G	N3-C4-C5	5.36	131.28	128.60
1	A	556	C	N3-C4-C5	5.36	124.04	121.90

*Continued on next page...*

*Continued from previous page...*

Mol	Chain	Res	Type	Atoms	Z	Observed(°)	Ideal(°)
1	A	1347	G	C5-C6-O6	-5.36	125.39	128.60
1	A	281	G	N3-C4-N9	5.36	129.21	126.00
1	A	18	C	C2-N3-C4	-5.36	117.22	119.90
1	A	326	G	N1-C6-O6	-5.36	116.69	119.90
1	A	882	C	C6-N1-C2	-5.36	118.16	120.30
1	A	55	A	C6-N1-C2	-5.35	115.39	118.60
1	A	721	G	C8-N9-C1'	-5.35	120.04	127.00
1	A	123	C	C6-N1-C2	-5.35	118.16	120.30
1	A	168	G	C4-N9-C1'	5.35	133.45	126.50
1	A	839	U	C2-N1-C1'	5.35	124.12	117.70
1	A	944	G	N1-C6-O6	-5.35	116.69	119.90
1	A	376	G	C5-N7-C8	5.35	106.97	104.30
1	A	1064	G	N1-C2-N3	5.35	127.11	123.90
1	A	664	G	C4-C5-N7	-5.34	108.66	110.80
1	A	552	U	C5-C6-N1	-5.34	120.03	122.70
1	A	1134	G	C8-N9-C4	-5.34	104.26	106.40
1	A	416	G	C6-C5-N7	-5.34	127.20	130.40
1	A	509	A	N3-C4-C5	-5.34	123.06	126.80
1	A	570	G	C8-N9-C4	-5.33	104.27	106.40
1	A	32	A	N3-C4-N9	5.33	131.67	127.40
1	A	588	G	N1-C2-N3	5.33	127.10	123.90
1	A	1306	A	C5-C6-N1	-5.33	115.03	117.70
1	A	1455	G	N1-C6-O6	5.33	123.10	119.90
15	O	23	GLY	N-CA-C	5.33	126.44	113.10
1	A	1078	U	C5-C6-N1	5.33	125.36	122.70
1	A	1392	G	C4-N9-C1'	5.33	133.43	126.50
1	A	623	C	C6-N1-C2	5.32	122.43	120.30
1	A	779	C	N1-C2-N3	5.32	122.93	119.20
1	A	871	U	N1-C2-N3	-5.32	111.71	114.90
1	A	375	U	C6-N1-C2	-5.32	117.81	121.00
1	A	1259	C	N1-C2-O2	5.32	122.09	118.90
1	A	1306	A	C5-N7-C8	-5.32	101.24	103.90
1	A	509	A	C6-N1-C2	-5.32	115.41	118.60
1	A	107	G	N3-C2-N2	5.32	123.62	119.90
1	A	331	G	C5-C6-O6	-5.32	125.41	128.60
1	A	703	G	N3-C4-C5	-5.32	125.94	128.60
1	A	982	U	N3-C2-O2	-5.32	118.48	122.20
1	A	697	U	N3-C4-O4	-5.32	115.68	119.40
1	A	893	C	N1-C2-O2	5.32	122.09	118.90
1	A	969	A	N1-C6-N6	5.32	121.79	118.60
1	A	1531	A	C8-N9-C4	-5.31	103.67	105.80
1	A	9	G	N9-C4-C5	-5.31	103.28	105.40

*Continued on next page...*

*Continued from previous page...*

Mol	Chain	Res	Type	Atoms	Z	Observed(°)	Ideal(°)
1	A	251	G	N7-C8-N9	5.31	115.76	113.10
1	A	901	A	N1-C2-N3	5.31	131.96	129.30
1	A	1399	C	N1-C2-O2	-5.31	115.71	118.90
1	A	878	G	C4-C5-N7	5.31	112.92	110.80
1	A	747	C	C2-N3-C4	-5.31	117.25	119.90
1	A	487	A	N7-C8-N9	-5.30	111.15	113.80
1	A	855	G	N7-C8-N9	-5.30	110.45	113.10
1	A	491	G	N1-C6-O6	5.30	123.08	119.90
1	A	742	G	C8-N9-C4	-5.30	104.28	106.40
1	A	894	G	C4-C5-N7	5.30	112.92	110.80
1	A	733	A	N1-C2-N3	5.30	131.95	129.30
1	A	636	U	N3-C4-C5	-5.30	111.42	114.60
1	A	1282	C	C6-N1-C2	-5.30	118.18	120.30
1	A	1452	C	C6-N1-C1'	-5.29	114.45	120.80
1	A	238	G	N1-C2-N3	5.29	127.08	123.90
1	A	871	U	N1-C2-O2	5.29	126.50	122.80
3	C	179	ARG	N-CA-C	-5.29	96.72	111.00
1	A	545	C	C6-N1-C2	-5.29	118.19	120.30
1	A	1293	G	C5-C6-N1	-5.29	108.86	111.50
1	A	1279	A	C4-C5-C6	5.29	119.64	117.00
1	A	335	C	N1-C2-O2	-5.28	115.73	118.90
1	A	753	A	C4-C5-N7	-5.28	108.06	110.70
1	A	776	G	N3-C4-C5	5.28	131.24	128.60
1	A	350	G	C5-N7-C8	-5.28	101.66	104.30
1	A	447	G	N1-C6-O6	-5.28	116.73	119.90
1	A	1305	G	C5-C6-N1	-5.28	108.86	111.50
1	A	1525	G	N1-C2-N3	5.28	127.07	123.90
1	A	688	G	C6-C5-N7	-5.28	127.23	130.40
1	A	307	C	N3-C4-N4	5.28	121.69	118.00
1	A	570	G	C8-N9-C1'	-5.28	120.14	127.00
1	A	975	A	C6-N1-C2	5.28	121.77	118.60
1	A	628	G	C4-C5-C6	5.27	121.97	118.80
1	A	705	U	N1-C2-N3	5.27	118.06	114.90
1	A	1417	G	N9-C4-C5	5.27	107.51	105.40
1	A	1125	U	C5-C4-O4	-5.27	122.74	125.90
1	A	894	G	C6-C5-N7	-5.27	127.24	130.40
1	A	1249	C	C6-N1-C2	-5.27	118.19	120.30
1	A	1532	U	N1-C2-N3	-5.27	111.74	114.90
1	A	32	A	N1-C6-N6	5.27	121.76	118.60
17	Q	99	SER	N-CA-C	5.27	125.22	111.00
1	A	899	C	C2-N1-C1'	5.26	124.59	118.80
1	A	825	G	N7-C8-N9	-5.26	110.47	113.10

*Continued on next page...*

*Continued from previous page...*

Mol	Chain	Res	Type	Atoms	Z	Observed(°)	Ideal(°)
1	A	1333	A	C4-C5-C6	5.26	119.63	117.00
1	A	511	C	C5-C6-N1	-5.26	118.37	121.00
1	A	1531	A	N9-C4-C5	-5.25	103.70	105.80
1	A	667	G	C6-C5-N7	-5.25	127.25	130.40
1	A	1350	A	C4-C5-N7	5.25	113.33	110.70
1	A	1417	G	C8-N9-C4	-5.25	104.30	106.40
1	A	772	U	C5-C6-N1	-5.25	120.08	122.70
1	A	260	G	N1-C6-O6	5.25	123.05	119.90
1	A	1248	A	C2-N3-C4	5.25	113.22	110.60
1	A	247	G	C4-C5-N7	5.24	112.90	110.80
1	A	277	C	N3-C4-C5	5.24	124.00	121.90
1	A	324	G	N1-C6-O6	5.24	123.05	119.90
1	A	686	U	N3-C2-O2	-5.24	118.53	122.20
1	A	788	U	C2-N1-C1'	5.24	123.99	117.70
1	A	679	C	C6-N1-C2	5.24	122.40	120.30
1	A	860	A	N7-C8-N9	5.24	116.42	113.80
1	A	126	G	N9-C4-C5	-5.24	103.30	105.40
1	A	288	A	N3-C4-N9	-5.24	123.21	127.40
1	A	876	G	C8-N9-C4	5.24	108.50	106.40
1	A	575	G	C5-C6-O6	-5.23	125.46	128.60
1	A	1187	G	C8-N9-C4	-5.23	104.31	106.40
1	A	736	C	C2-N3-C4	-5.23	117.28	119.90
1	A	810	C	C5-C4-N4	-5.23	116.54	120.20
1	A	728	A	C5-N7-C8	-5.23	101.28	103.90
1	A	787	A	C5-N7-C8	-5.23	101.28	103.90
1	A	460	A	C2-N3-C4	5.22	113.21	110.60
1	A	251	G	C6-C5-N7	-5.22	127.27	130.40
1	A	290	C	C5-C4-N4	-5.22	116.54	120.20
1	A	778	G	N1-C2-N3	5.22	127.03	123.90
1	A	1362	C	C6-N1-C2	-5.22	118.21	120.30
1	A	878	G	C5-N7-C8	-5.22	101.69	104.30
1	A	1377	A	C4-C5-N7	-5.22	108.09	110.70
1	A	1508	G	C6-C5-N7	-5.22	127.27	130.40
1	A	248	C	N1-C2-O2	-5.21	115.77	118.90
1	A	635	G	N3-C2-N2	-5.21	116.25	119.90
1	A	169	C	C6-N1-C2	-5.21	118.22	120.30
1	A	860	A	C4-C5-C6	5.21	119.61	117.00
1	A	360	A	C2-N3-C4	-5.21	108.00	110.60
1	A	710	G	C5-C6-O6	-5.21	125.47	128.60
1	A	712	A	N1-C2-N3	5.21	131.91	129.30
1	A	1441	G	C5-C6-O6	5.21	131.73	128.60
1	A	1353	G	C8-N9-C4	-5.21	104.32	106.40

*Continued on next page...*

*Continued from previous page...*

Mol	Chain	Res	Type	Atoms	Z	Observed(°)	Ideal(°)
1	A	728	A	N1-C6-N6	5.21	121.72	118.60
1	A	1056	U	N3-C2-O2	5.21	125.84	122.20
1	A	686	U	N1-C2-N3	5.21	118.02	114.90
1	A	1125	U	N1-C2-N3	-5.21	111.78	114.90
1	A	864	A	C5-C6-N6	5.20	127.86	123.70
1	A	1394	A	C4-C5-N7	5.20	113.30	110.70
1	A	476	G	N9-C4-C5	-5.20	103.32	105.40
1	A	1052	U	C6-N1-C2	-5.20	117.88	121.00
1	A	408	A	C8-N9-C4	-5.20	103.72	105.80
1	A	640	A	C8-N9-C4	-5.20	103.72	105.80
1	A	384	G	N3-C4-N9	5.20	129.12	126.00
1	A	1215	G	C4-N9-C1'	5.20	133.25	126.50
1	A	1383	C	N3-C4-C5	-5.20	119.82	121.90
1	A	833	U	C4-C5-C6	5.19	122.81	119.70
1	A	1029	C	C6-N1-C2	-5.19	118.22	120.30
1	A	1387	G	N1-C2-N3	5.19	127.02	123.90
1	A	17	U	C5-C6-N1	-5.19	120.10	122.70
1	A	921	U	N3-C4-C5	-5.19	111.49	114.60
1	A	1300	G	P-O3'-C3'	5.19	125.92	119.70
1	A	229	U	N1-C2-N3	5.18	118.01	114.90
1	A	184	G	C5-C6-O6	-5.18	125.49	128.60
1	A	1156	G	C8-N9-C4	-5.18	104.33	106.40
4	D	198	VAL	CB-CA-C	-5.18	101.56	111.40
1	A	129	U	C5-C4-O4	5.18	129.01	125.90
1	A	144	G	N3-C4-C5	5.18	131.19	128.60
1	A	820	U	N1-C2-N3	5.18	118.01	114.90
1	A	19	C	C5-C4-N4	-5.17	116.58	120.20
1	A	93	G	C4-C5-N7	5.17	112.87	110.80
1	A	199	G	N1-C6-O6	5.17	123.00	119.90
1	A	876	G	C4-C5-N7	5.17	112.87	110.80
1	A	1051	C	C6-N1-C2	-5.17	118.23	120.30
1	A	808	C	C6-N1-C2	5.17	122.37	120.30
1	A	31	G	N9-C4-C5	-5.17	103.33	105.40
1	A	79	G	C4-C5-N7	-5.17	108.73	110.80
1	A	139	G	N1-C6-O6	5.17	123.00	119.90
1	A	670	G	N1-C6-O6	5.17	123.00	119.90
1	A	942	G	C8-N9-C1'	-5.17	120.29	127.00
1	A	1090	U	N3-C4-C5	-5.17	111.50	114.60
1	A	932	C	C2-N1-C1'	5.16	124.48	118.80
1	A	827	U	N1-C2-N3	5.16	118.00	114.90
1	A	1359	C	C6-N1-C2	-5.16	118.24	120.30
1	A	1239	A	C2-N3-C4	-5.16	108.02	110.60

*Continued on next page...*

*Continued from previous page...*

Mol	Chain	Res	Type	Atoms	Z	Observed(°)	Ideal(°)
1	A	193	C	C5-C6-N1	-5.16	118.42	121.00
1	A	363	A	C2-N3-C4	-5.16	108.02	110.60
1	A	874	G	C5-C6-O6	-5.16	125.51	128.60
1	A	852	G	C5-C6-O6	5.15	131.69	128.60
1	A	1390	U	C6-N1-C2	-5.15	117.91	121.00
1	A	32	A	C4-N9-C1'	5.15	135.57	126.30
1	A	579	G	C5-N7-C8	-5.15	101.72	104.30
1	A	1200	C	N3-C4-N4	5.15	121.61	118.00
1	A	1386	G	C4-C5-N7	-5.15	108.74	110.80
1	A	654	G	N1-C2-N3	5.15	126.99	123.90
1	A	1139	G	N9-C4-C5	5.15	107.46	105.40
1	A	309	G	N9-C4-C5	-5.15	103.34	105.40
1	A	1289	A	C2-N3-C4	5.15	113.17	110.60
1	A	1403	C	N3-C4-N4	5.15	121.60	118.00
1	A	1469	G	C4-C5-N7	5.15	112.86	110.80
1	A	264	U	N1-C2-N3	5.15	117.99	114.90
1	A	948	C	N3-C2-O2	5.15	125.50	121.90
1	A	315	A	N1-C2-N3	5.14	131.87	129.30
1	A	656	C	C2-N3-C4	-5.14	117.33	119.90
1	A	927	G	C5-C6-N1	-5.14	108.93	111.50
1	A	1084	G	C4-C5-N7	-5.14	108.74	110.80
1	A	372	C	C6-N1-C1'	-5.14	114.63	120.80
1	A	840	C	C2-N1-C1'	5.14	124.45	118.80
1	A	916	G	N3-C4-N9	5.14	129.08	126.00
1	A	365	U	C6-N1-C1'	-5.14	114.01	121.20
1	A	851	G	C8-N9-C4	-5.14	104.35	106.40
1	A	1370	G	C5-N7-C8	-5.14	101.73	104.30
1	A	697	U	C5-C4-O4	5.13	128.98	125.90
1	A	1353	G	N3-C4-C5	-5.13	126.03	128.60
1	A	245	C	N3-C4-C5	5.13	123.95	121.90
1	A	1373	G	N3-C4-C5	-5.13	126.03	128.60
1	A	932	C	C6-N1-C2	-5.13	118.25	120.30
1	A	747	C	C5-C6-N1	-5.13	118.44	121.00
1	A	912	C	N1-C2-O2	-5.13	115.82	118.90
1	A	872	A	C6-C5-N7	-5.13	128.71	132.30
1	A	906	G	N1-C6-O6	5.13	122.97	119.90
1	A	1139	G	C4-C5-N7	-5.13	108.75	110.80
1	A	686	U	C4-C5-C6	5.12	122.78	119.70
1	A	859	A	C8-N9-C4	-5.12	103.75	105.80
1	A	877	C	C4-C5-C6	5.12	119.96	117.40
1	A	881	G	C6-C5-N7	-5.12	127.33	130.40
1	A	121	C	C6-N1-C2	5.12	122.35	120.30

*Continued on next page...*

*Continued from previous page...*

Mol	Chain	Res	Type	Atoms	Z	Observed(°)	Ideal(°)
1	A	73	C	C5-C6-N1	5.12	123.56	121.00
1	A	814	A	N7-C8-N9	-5.12	111.24	113.80
1	A	110	C	N3-C2-O2	5.12	125.48	121.90
1	A	1491	G	N1-C6-O6	-5.12	116.83	119.90
1	A	126	G	C2-N3-C4	-5.12	109.34	111.90
1	A	1333	A	N1-C2-N3	5.12	131.86	129.30
1	A	127	G	C5-C6-O6	-5.12	125.53	128.60
1	A	948	C	N1-C2-N3	-5.12	115.62	119.20
1	A	1505	G	P-O3'-C3'	5.12	125.84	119.70
1	A	625	G	C5-C6-O6	-5.11	125.53	128.60
1	A	707	C	N3-C2-O2	5.11	125.48	121.90
1	A	791	G	C6-C5-N7	-5.11	127.33	130.40
1	A	635	G	N3-C4-C5	5.11	131.16	128.60
1	A	275	G	N1-C6-O6	5.11	122.97	119.90
1	A	666	G	N1-C6-O6	5.11	122.97	119.90
1	A	728	A	C4-C5-N7	5.11	113.25	110.70
1	A	1443	G	N3-C4-C5	5.11	131.15	128.60
1	A	1286	A	C8-N9-C4	-5.10	103.76	105.80
1	A	761	G	C2-N3-C4	-5.10	109.35	111.90
1	A	875	C	C6-N1-C2	5.10	122.34	120.30
1	A	74	C	C5-C6-N1	5.10	123.55	121.00
1	A	886	G	C5-C6-O6	-5.10	125.54	128.60
1	A	635	G	C6-C5-N7	-5.10	127.34	130.40
1	A	660	G	N9-C4-C5	-5.10	103.36	105.40
1	A	1477	C	C6-N1-C2	-5.10	118.26	120.30
1	A	230	G	N1-C2-N2	-5.09	111.61	116.20
1	A	1332	A	C5-C6-N6	5.09	127.78	123.70
1	A	103	C	C6-N1-C2	-5.09	118.26	120.30
1	A	784	C	N1-C2-N3	5.09	122.76	119.20
1	A	1190	G	C5-C6-N1	-5.09	108.95	111.50
1	A	143	A	N1-C6-N6	5.09	121.65	118.60
1	A	642	A	C8-N9-C4	-5.09	103.76	105.80
1	A	1287	A	N9-C4-C5	5.09	107.84	105.80
1	A	1383	C	N3-C4-N4	5.09	121.56	118.00
16	P	60	LEU	CA-CB-CG	-5.09	103.60	115.30
1	A	942	G	C5-C6-N1	-5.09	108.96	111.50
1	A	362	G	C5-C6-N1	-5.09	108.96	111.50
1	A	920	U	N3-C4-C5	-5.09	111.55	114.60
1	A	1339	A	N9-C4-C5	5.09	107.83	105.80
1	A	1342	C	N1-C2-O2	-5.09	115.85	118.90
1	A	229	U	C6-N1-C2	-5.08	117.95	121.00
1	A	1327	C	N3-C4-C5	5.08	123.93	121.90

*Continued on next page...*

*Continued from previous page...*

Mol	Chain	Res	Type	Atoms	Z	Observed(°)	Ideal(°)
1	A	23	C	C4-C5-C6	5.08	119.94	117.40
1	A	703	G	C4-C5-C6	5.08	121.85	118.80
1	A	719	C	C5-C6-N1	-5.08	118.46	121.00
1	A	840	C	C6-N1-C2	-5.08	118.27	120.30
1	A	1543	C	N1-C2-N3	-5.08	115.64	119.20
1	A	132	C	N1-C2-N3	5.08	122.75	119.20
1	A	529	G	C6-C5-N7	-5.08	127.35	130.40
1	A	668	G	C8-N9-C4	5.08	108.43	106.40
1	A	29	G	C4-C5-C6	5.08	121.85	118.80
1	A	32	A	C5-C6-N6	-5.08	119.64	123.70
1	A	916	G	C5-C6-N1	5.08	114.04	111.50
1	A	1295	G	N3-C4-N9	-5.08	122.95	126.00
1	A	292	G	C8-N9-C1'	-5.07	120.41	127.00
1	A	671	G	N1-C6-O6	5.07	122.94	119.90
1	A	477	G	N1-C6-O6	5.07	122.94	119.90
1	A	703	G	C5-N7-C8	5.07	106.83	104.30
1	A	906	G	C6-C5-N7	-5.07	127.36	130.40
1	A	745	C	C6-N1-C2	5.07	122.33	120.30
1	A	327	A	C5-C6-N1	5.07	120.23	117.70
1	A	935	A	C6-C5-N7	5.07	135.85	132.30
1	A	1403	C	C5-C4-N4	-5.07	116.65	120.20
1	A	522	C	C5-C6-N1	-5.07	118.47	121.00
1	A	856	C	N1-C2-N3	5.07	122.75	119.20
1	A	1412	C	C2-N1-C1'	5.07	124.37	118.80
1	A	356	A	N1-C6-N6	-5.06	115.57	118.60
1	A	1369	C	C5-C6-N1	5.06	123.53	121.00
1	A	201	C	N3-C2-O2	-5.06	118.36	121.90
1	A	589	C	C6-N1-C2	5.05	122.32	120.30
1	A	78	G	N3-C4-C5	5.05	131.13	128.60
1	A	869	G	C5-C6-N1	-5.05	108.97	111.50
1	A	500	G	N1-C6-O6	5.05	122.93	119.90
1	A	605	U	C4-C5-C6	5.05	122.73	119.70
1	A	707	C	N1-C2-O2	-5.05	115.87	118.90
1	A	894	G	C2-N3-C4	-5.05	109.38	111.90
1	A	1388	C	C6-N1-C2	5.05	122.32	120.30
15	O	24	SER	CB-CA-C	-5.05	100.50	110.10
1	A	768	A	C6-N1-C2	-5.05	115.57	118.60
1	A	1167	A	C8-N9-C4	-5.05	103.78	105.80
1	A	201	C	N1-C2-O2	5.05	121.93	118.90
1	A	353	A	N9-C4-C5	5.05	107.82	105.80
1	A	523	A	C8-N9-C4	5.05	107.82	105.80
1	A	381	C	N3-C4-C5	5.04	123.92	121.90

*Continued on next page...*

*Continued from previous page...*

Mol	Chain	Res	Type	Atoms	Z	Observed(°)	Ideal(°)
1	A	232	G	N1-C2-N3	-5.04	120.88	123.90
1	A	651	C	N1-C2-O2	-5.04	115.88	118.90
1	A	832	C	C5-C4-N4	-5.04	116.67	120.20
1	A	919	A	N7-C8-N9	-5.04	111.28	113.80
1	A	17	U	N3-C4-O4	5.04	122.93	119.40
1	A	920	U	C6-N1-C1'	5.04	128.26	121.20
1	A	333	G	C5-C6-N1	-5.04	108.98	111.50
1	A	366	C	C6-N1-C1'	-5.04	114.75	120.80
1	A	521	G	N1-C6-O6	-5.04	116.88	119.90
1	A	88	A	C2-N3-C4	5.04	113.12	110.60
1	A	639	G	N1-C2-N3	5.04	126.92	123.90
1	A	1059	C	C6-N1-C2	5.04	122.31	120.30
1	A	122	G	C6-C5-N7	-5.04	127.38	130.40
1	A	174	C	C5-C4-N4	-5.04	116.67	120.20
1	A	922	G	N3-C4-C5	-5.04	126.08	128.60
1	A	1338	G	N1-C2-N2	-5.03	111.67	116.20
1	A	1452	C	C2-N3-C4	5.03	122.42	119.90
1	A	1489	G	N1-C6-O6	-5.03	116.88	119.90
1	A	28	G	C6-C5-N7	-5.03	127.38	130.40
1	A	559	A	N3-C4-C5	-5.03	123.28	126.80
1	A	299	G	C6-C5-N7	-5.03	127.38	130.40
1	A	667	G	C8-N9-C1'	-5.03	120.47	127.00
1	A	1215	G	C8-N9-C4	-5.03	104.39	106.40
1	A	123	C	C4-C5-C6	5.03	119.91	117.40
1	A	1080	A	C6-C5-N7	5.03	135.82	132.30
1	A	1405	G	N7-C8-N9	-5.03	110.59	113.10
1	A	236	G	N3-C2-N2	5.02	123.42	119.90
1	A	237	C	N3-C4-C5	5.02	123.91	121.90
1	A	715	A	N3-C4-C5	5.02	130.32	126.80
1	A	1366	C	C5-C6-N1	5.02	123.51	121.00
1	A	1336	C	N3-C2-O2	-5.02	118.39	121.90
1	A	1412	C	N3-C2-O2	-5.02	118.39	121.90
1	A	300	A	N1-C2-N3	5.02	131.81	129.30
1	A	806	C	N3-C4-C5	5.02	123.91	121.90
1	A	791	G	C8-N9-C4	-5.02	104.39	106.40
1	A	1393	U	C5-C4-O4	-5.02	122.89	125.90
1	A	1462	G	C5-C6-O6	-5.02	125.59	128.60
1	A	234	C	N3-C4-C5	5.01	123.91	121.90
1	A	20	U	C2-N3-C4	-5.01	123.99	127.00
1	A	1441	G	N9-C4-C5	5.01	107.41	105.40
1	A	1524	C	C4-C5-C6	5.01	119.90	117.40
1	A	451	A	C4-C5-C6	-5.01	114.50	117.00

*Continued on next page...*

*Continued from previous page...*

Mol	Chain	Res	Type	Atoms	Z	Observed(°)	Ideal(°)
1	A	236	G	N1-C6-O6	-5.00	116.90	119.90
1	A	566	G	C8-N9-C4	-5.00	104.40	106.40
1	A	852	G	C4-C5-C6	5.00	121.80	118.80

There are no chirality outliers.

All (7) planarity outliers are listed below:

Mol	Chain	Res	Type	Group
3	C	166	GLU	Peptide
3	C	179	ARG	Peptide
8	H	27	PRO	Peptide
8	H	90	GLY	Peptide
17	Q	13	ASP	Peptide
20	T	11	SER	Peptide
20	T	93	GLU	Peptide

## 5.2 Close contacts ⓘ

In the following table, the Non-H and H(model) columns list the number of non-hydrogen atoms and hydrogen atoms in the chain respectively. The H(added) column lists the number of hydrogens added by MolProbity. The Clashes column lists the number of clashes within the asymmetric unit, and the number in parentheses is this value normalized per 1000 atoms of the molecule in the chain. The Symm-Clashes column gives symmetry related clashes, in the same way as for the Clashes column.

Mol	Chain	Non-H	H(model)	H(added)	Clashes	Symm-Clashes
1	A	32644	0	0	250	0
2	B	1900	0	0	10	0
3	C	1612	0	0	9	0
4	D	1703	0	0	20	0
5	E	1146	0	0	7	0
6	F	843	0	0	2	0
7	G	1257	0	0	6	0
8	H	1116	0	0	11	0
9	I	1010	0	0	17	0
10	J	792	0	0	11	0
11	K	864	0	0	5	0
12	L	972	0	0	17	0
13	M	937	0	0	8	0
14	N	492	0	0	9	0
15	O	729	0	0	4	0

*Continued on next page...*

*Continued from previous page...*

Mol	Chain	Non-H	H(model)	H(added)	Clashes	Symm-Clashes
16	P	700	0	0	7	0
17	Q	823	0	0	7	0
18	R	574	0	0	4	0
19	S	647	0	0	4	0
20	T	763	0	0	8	0
21	U	208	0	0	7	0
22	A	239	0	0	0	0
22	B	2	0	0	0	0
22	C	3	0	0	0	0
22	D	4	0	0	0	0
22	E	1	0	0	0	0
22	F	1	0	0	0	0
22	L	1	0	0	0	0
22	P	2	0	0	0	0
22	Q	1	0	0	0	0
23	D	1	0	0	0	0
23	N	1	0	0	0	0
24	A	232	0	0	12	0
24	E	3	0	0	0	0
24	L	1	0	0	0	0
24	Q	1	0	0	0	0
24	T	2	0	0	0	0
All	All	52227	0	0	355	0

Clashscore is defined as the number of clashes calculated for the entry per 1000 atoms (including hydrogens) of the entry. The overall clashscore for this entry is 8.

All (355) close contacts within the same asymmetric unit are listed below.

Atom-1	Atom-2	Distance(Å)	Clash(Å)
1:A:103:C:OP1	20:T:17:ARG:NH1	2.03	0.90
1:A:279:A:OP2	17:Q:95:TYR:OH	1.90	0.88
1:A:1060:C:OP1	14:N:45:ARG:NH2	2.07	0.87
1:A:298:A:N6	24:A:2058:HOH:O	2.08	0.87
12:L:27:LEU:O	12:L:29:GLY:N	2.10	0.83
1:A:1417:G:O2'	1:A:1483:A:N6	2.13	0.82
8:H:4:ASP:OD2	8:H:85:ARG:NH1	2.15	0.79
17:Q:66:SER:O	17:Q:70:ARG:NH1	2.16	0.79
9:I:25:LYS:NZ	9:I:60:ASP:OD2	2.15	0.78
1:A:1316:G:N2	1:A:1319:A:OP2	2.16	0.78
1:A:1406:U:O2'	1:A:1517[B]:G:N2	2.16	0.78
15:O:33:THR:OG1	15:O:63:ARG:NH1	2.18	0.77
1:A:1240:U:OP1	7:G:119:ARG:NH2	2.17	0.77

*Continued on next page...*

*Continued from previous page...*

Atom-1	Atom-2	Distance(Å)	Clash(Å)
3:C:156:ARG:NH1	3:C:193:TYR:O	2.17	0.77
4:D:61:LYS:NZ	4:D:62:GLN:OE1	2.18	0.76
6:F:70:ASP:N	6:F:70:ASP:OD1	2.15	0.76
1:A:1126:U:O4	1:A:1127:G:N2	2.19	0.75
1:A:1125:U:OP2	1:A:1145:C:N4	2.19	0.75
1:A:869:G:N7	24:A:2109:HOH:O	2.19	0.75
1:A:979:C:O2	1:A:1317:C:N4	2.19	0.74
1:A:1145:C:O2'	1:A:1146:A:O5'	2.06	0.74
10:J:64:GLU:OE2	10:J:66:ARG:NH2	2.20	0.73
1:A:281:G:O2'	1:A:282:A:OP2	2.07	0.73
9:I:126:SER:OG	9:I:127:LYS:N	2.21	0.72
1:A:1152:A:OP1	10:J:68:HIS:ND1	2.22	0.72
1:A:1256:A:O2'	1:A:1257:U:OP2	2.08	0.71
1:A:951:G:OP2	13:M:102:ARG:NH2	2.23	0.71
10:J:61:GLU:OE1	14:N:45:ARG:NH1	2.24	0.71
1:A:1130:A:O2'	9:I:3:GLN:NE2	2.24	0.71
1:A:1049:U:O2'	14:N:3:ARG:NH1	2.24	0.71
1:A:452:A:O2'	1:A:453:A:O4'	2.08	0.71
1:A:1257:U:O2'	1:A:1258:G:OP2	2.08	0.70
12:L:53:ARG:NH1	12:L:92:OTD:OD2	2.24	0.70
12:L:102:ARG:NH2	12:L:108:ALA:O	2.24	0.70
1:A:310:G:OP2	16:P:27:LYS:NZ	2.25	0.69
10:J:21:GLN:NE2	10:J:25:GLU:OE2	2.25	0.69
3:C:26:LYS:O	3:C:30:ARG:NH1	2.25	0.69
1:A:1222:G:OP2	1:A:1322:C:N4	2.26	0.69
3:C:51:GLY:O	3:C:71:ALA:N	2.26	0.69
2:B:60:ASP:OD2	2:B:64:ARG:NH1	2.26	0.69
1:A:542:G:OP1	4:D:10:ARG:NH2	2.26	0.68
16:P:68:ASP:OD1	16:P:68:ASP:N	2.26	0.68
3:C:23:TYR:OH	10:J:9:ARG:NH1	2.26	0.68
13:M:16:ASP:OD1	13:M:16:ASP:N	2.26	0.68
14:N:40:CYS:O	14:N:44:LEU:N	2.27	0.68
1:A:1313:U:O4	19:S:4:SER:OG	2.12	0.67
1:A:1128:C:O2'	1:A:1130:A:N7	2.28	0.67
1:A:263:A:OP2	20:T:79:ARG:NH1	2.27	0.67
1:A:1255:G:C6	1:A:1279:A:N7	2.63	0.67
1:A:1144:G:N2	1:A:1145:C:O2	2.28	0.66
10:J:61:GLU:OE2	14:N:58:LYS:NZ	2.28	0.66
1:A:958:A:O2'	1:A:985:C:O2'	2.14	0.66
1:A:1347:G:O6	9:I:10:ARG:NH2	2.29	0.65
1:A:517:G:N1	1:A:533:A:OP2	2.29	0.65
1:A:407:G:OP1	4:D:115:ARG:NH1	2.29	0.65

*Continued on next page...*

*Continued from previous page...*

Atom-1	Atom-2	Distance(Å)	Clash(Å)
1:A:858:G:N7	24:A:2109:HOH:O	2.29	0.64
7:G:84:ASN:OD1	7:G:84:ASN:N	2.30	0.64
1:A:401:C:O2'	1:A:621:A:N3	2.31	0.64
8:H:85:ARG:NE	8:H:87:SER:O	2.31	0.64
1:A:427:U:OP1	4:D:13:ARG:NH2	2.31	0.64
1:A:1387:G:O2'	24:A:2061:HOH:O	2.14	0.64
1:A:1376:U:OP1	7:G:98:SER:OG	2.16	0.64
1:A:130:A:OP2	1:A:190(E):U:O2'	2.15	0.63
20:T:46:GLU:OE1	20:T:48:LYS:NZ	2.32	0.63
2:B:240:GLN:N	2:B:240:GLN:OE1	2.31	0.63
1:A:553:A:O2'	12:L:29:GLY:O	2.16	0.63
13:M:33:ALA:O	13:M:37:THR:OG1	2.16	0.63
1:A:191:G:O2'	20:T:102:GLY:O	2.17	0.63
3:C:154:SER:OG	3:C:155:GLY:N	2.29	0.63
1:A:537:G:OP1	12:L:113:ARG:NH2	2.33	0.62
1:A:1064:G:N2	1:A:1190:G:O2'	2.33	0.62
1:A:77:G:C6	1:A:93:G:N1	2.68	0.62
1:A:1349:A:OP1	9:I:118:LYS:NZ	2.32	0.62
1:A:967:5MC:O2'	9:I:128:ARG:NH1	2.33	0.61
1:A:1516[B]:G:N2	1:A:1519[B]:MA6:OP2	2.34	0.61
1:A:1224:G:N2	1:A:1362:C:O2	2.33	0.61
1:A:858:G:O6	24:A:2107:HOH:O	2.16	0.61
1:A:1126:U:O2'	1:A:1127:G:OP1	2.19	0.60
1:A:581:G:N7	24:A:1973:HOH:O	2.31	0.60
1:A:1305:G:OP1	21:U:2:GLY:N	2.34	0.60
1:A:1147:C:O2'	9:I:5:TYR:OH	2.19	0.60
1:A:815:A:N3	1:A:1527:C:O2'	2.34	0.60
1:A:1349:A:C2	1:A:1374:A:C4	2.90	0.60
13:M:96:LEU:O	13:M:110:ARG:NH1	2.35	0.60
1:A:1255:G:N2	1:A:1259:C:O2	2.35	0.60
1:A:1073:U:OP2	5:E:57:LYS:NZ	2.35	0.59
8:H:41:ARG:NH1	8:H:123:GLU:OE2	2.35	0.59
1:A:235:C:N4	24:A:1988:HOH:O	2.36	0.59
1:A:532:A:O2'	1:A:533:A:OP1	2.20	0.59
1:A:1301:U:O2'	1:A:1302:U:O5'	2.20	0.59
1:A:390:C:O3'	16:P:28:ARG:NH2	2.36	0.59
1:A:35:G:O2'	12:L:118:SER:O	2.21	0.58
18:R:25:THR:O	18:R:42:ARG:NH1	2.36	0.58
1:A:1026:G:O6	1:A:1035:A:N6	2.36	0.58
8:H:25:ASP:OD1	8:H:25:ASP:N	2.36	0.58
1:A:1347:G:O2'	1:A:1348:U:P	2.62	0.58
1:A:1498:UR3:O2'	1:A:1499:A:OP2	2.21	0.58

*Continued on next page...*

*Continued from previous page...*

Atom-1	Atom-2	Distance(Å)	Clash(Å)
1:A:836:G:C6	1:A:851:G:C6	2.92	0.58
1:A:324:G:OP1	20:T:22:ARG:NH1	2.37	0.58
1:A:858:G:O6	1:A:869:G:C8	2.57	0.58
15:O:21:ASP:OD1	15:O:24:SER:OG	2.22	0.58
1:A:937:A:N6	1:A:1345:U:O4	2.37	0.57
12:L:25:PRO:C	12:L:27:LEU:N	2.56	0.57
18:R:53:ARG:NH1	18:R:58:LEU:O	2.38	0.57
20:T:75:ASN:N	20:T:75:ASN:OD1	2.36	0.57
1:A:544:G:OP1	4:D:62:GLN:NE2	2.37	0.57
4:D:8:VAL:O	4:D:11:LEU:N	2.37	0.56
9:I:38:GLN:OE1	9:I:39:GLY:N	2.37	0.56
1:A:115:G:O2'	1:A:116:A:OP2	2.24	0.56
1:A:682:G:N2	1:A:708:C:O2	2.38	0.56
1:A:758:G:C8	24:A:1974:HOH:O	2.59	0.56
4:D:4:TYR:OH	4:D:7:PRO:O	2.24	0.56
1:A:451:A:N6	1:A:481:G:C4	2.73	0.56
1:A:254:G:OP1	17:Q:67:LYS:O	2.23	0.56
1:A:1158:C:N3	1:A:1181:G:N2	2.53	0.56
2:B:47:THR:OG1	2:B:202:PRO:O	2.23	0.56
8:H:121:ASP:OD2	8:H:122:ARG:N	2.38	0.56
1:A:1055:A:N7	1:A:1200:C:N4	2.54	0.56
1:A:411:A:N7	1:A:413:G:N3	2.55	0.55
1:A:500:G:C6	1:A:546:G:C2	2.95	0.55
2:B:100:GLY:N	2:B:176:GLU:OE2	2.39	0.55
1:A:1347:G:O2'	1:A:1348:U:OP2	2.25	0.55
1:A:1346:A:O2'	1:A:1347:G:OP2	2.24	0.55
13:M:62:ASN:OD1	13:M:62:ASN:N	2.39	0.55
1:A:1505:G:O2'	1:A:1506:U:OP2	2.25	0.54
1:A:923:A:O2'	1:A:1399:C:OP2	2.25	0.54
1:A:974:A:OP2	14:N:29:ARG:NH2	2.40	0.54
1:A:707:C:OP1	11:K:85:ARG:NH1	2.41	0.54
1:A:921:U:O2'	5:E:19:MET:O	2.24	0.54
13:M:86:CYS:SG	13:M:87:TYR:N	2.81	0.54
1:A:1269:A:N1	1:A:1312:G:O2'	2.41	0.54
1:A:243:A:C2	1:A:246:A:C8	2.96	0.54
1:A:581:G:C8	24:A:1973:HOH:O	2.60	0.54
1:A:998:G:N2	1:A:1043:C:O2	2.41	0.54
12:L:7:ILE:O	12:L:10:LEU:N	2.41	0.54
1:A:500:G:C5	1:A:546:G:N2	2.77	0.53
1:A:77:G:C4	1:A:93:G:N2	2.77	0.53
1:A:1304:G:OP2	24:A:2087:HOH:O	2.19	0.53
4:D:177:ASP:OD1	4:D:180:GLY:N	2.42	0.53

*Continued on next page...*

*Continued from previous page...*

Atom-1	Atom-2	Distance(Å)	Clash(Å)
12:L:27:LEU:C	12:L:29:GLY:N	2.61	0.53
11:K:34:ASP:O	11:K:37:GLY:N	2.42	0.52
1:A:1442:G:C2	1:A:1446:A:N7	2.77	0.52
1:A:1327:C:OP2	21:U:12:LYS:NZ	2.42	0.52
1:A:328:C:O2'	1:A:329:A:OP2	2.27	0.52
4:D:72:GLU:OE1	4:D:207:TYR:OH	2.27	0.52
3:C:108:ASN:OD1	3:C:144:SER:OG	2.28	0.52
20:T:75:ASN:O	20:T:79:ARG:N	2.43	0.52
1:A:688:G:O2'	1:A:704:A:N1	2.43	0.52
1:A:1250:A:C6	1:A:1251:A:C6	2.97	0.52
4:D:128:VAL:N	4:D:131:ARG:O	2.43	0.52
1:A:1374:A:C4	1:A:1375:A:C8	2.99	0.51
1:A:1405:G:O2'	1:A:1518[A]:MA6:O2'	2.28	0.51
4:D:102:ASP:OD1	4:D:103:ASN:N	2.44	0.51
1:A:1077:G:N2	1:A:1080:A:OP2	2.43	0.51
1:A:1359:C:O2'	1:A:1361:G:N7	2.43	0.51
1:A:522:C:OP2	12:L:69:TYR:OH	2.28	0.51
1:A:1093:A:N3	1:A:1109:C:O2'	2.44	0.51
18:R:28:GLU:OE1	18:R:28:GLU:N	2.44	0.51
1:A:1305:G:O2'	1:A:1306:A:P	2.69	0.50
16:P:53:VAL:O	16:P:56:ALA:N	2.44	0.50
1:A:992:U:O2'	1:A:993:G:OP2	2.29	0.50
1:A:926:G:N2	1:A:1542:U:OP1	2.44	0.50
2:B:16:HIS:NE2	2:B:204:ASN:N	2.60	0.50
1:A:31:G:N2	1:A:48:C:OP1	2.45	0.50
1:A:491:G:C2	1:A:492:G:C8	2.99	0.50
11:K:86:GLY:N	11:K:112:THR:OG1	2.45	0.50
1:A:1305:G:O2'	1:A:1306:A:C8	2.65	0.50
1:A:481:G:O2'	1:A:482:A:C8	2.65	0.50
1:A:1399:C:O2	1:A:1401:G:C5	2.65	0.50
1:A:1242:C:OP1	21:U:10:ARG:NH1	2.45	0.50
1:A:1063:C:OP2	1:A:1064:G:O2'	2.30	0.49
9:I:27:THR:OG1	9:I:31:GLN:O	2.30	0.49
1:A:1305:G:O2'	1:A:1306:A:O5'	2.30	0.49
1:A:92:C:O2	1:A:93:G:C8	2.65	0.49
1:A:858:G:O6	1:A:869:G:N7	2.45	0.49
5:E:95:ALA:O	5:E:98:THR:OG1	2.30	0.49
1:A:880:C:OP1	12:L:8:ASN:ND2	2.46	0.49
1:A:335:C:O2'	1:A:1433:A:N3	2.46	0.49
1:A:1516[A]:G:N1	1:A:1519[A]:MA6:OP2	2.46	0.49
9:I:48:GLU:OE1	9:I:51:ARG:NH1	2.45	0.49
1:A:1480:G:C6	1:A:1481:U:C4	3.00	0.49

*Continued on next page...*

*Continued from previous page...*

Atom-1	Atom-2	Distance(Å)	Clash(Å)
1:A:758:G:N7	24:A:1974:HOH:O	2.33	0.49
1:A:765:G:N1	1:A:812:C:O2'	2.46	0.49
1:A:77:G:N2	1:A:78:G:C4	2.81	0.48
1:A:79:G:C2	1:A:80:G:N7	2.81	0.48
1:A:279:A:OP1	1:A:280:C:O2'	2.31	0.48
1:A:414:A:OP2	1:A:428:G:N2	2.46	0.48
20:T:89:ARG:NH2	20:T:105:SER:O	2.47	0.48
9:I:118:LYS:O	9:I:120:ARG:N	2.47	0.48
1:A:675:A:O2'	11:K:114:VAL:O	2.31	0.48
1:A:933:G:O6	7:G:3:ARG:NH2	2.46	0.48
1:A:1326:C:OP2	21:U:6:ARG:NH2	2.47	0.48
1:A:1057:G:C4	1:A:1058:G:C8	3.02	0.48
1:A:1125:U:O4	10:J:5:ARG:NE	2.47	0.47
1:A:1059:C:OP2	3:C:199:LYS:NZ	2.47	0.47
13:M:12:ASN:ND2	13:M:12:ASN:O	2.47	0.47
1:A:75:G:C2	1:A:96:G:C2	3.01	0.47
1:A:451:A:OP1	1:A:451:A:C8	2.67	0.47
8:H:87:SER:OG	8:H:93:VAL:N	2.47	0.47
1:A:78:G:N1	1:A:92:C:N4	2.62	0.47
9:I:5:TYR:CD2	9:I:6:GLY:N	2.82	0.47
1:A:255:G:C2	1:A:272:C:C2	3.03	0.47
9:I:28:VAL:N	9:I:31:GLN:O	2.47	0.47
1:A:1202:G:O2'	14:N:27:CYS:SG	2.73	0.47
17:Q:83:ASP:N	17:Q:83:ASP:OD1	2.46	0.47
1:A:426:G:OP1	4:D:38:TYR:OH	2.33	0.47
1:A:925:G:C2	1:A:927:G:C8	3.03	0.46
1:A:1402:4OC:O2	1:A:1500:A:N1	2.48	0.46
1:A:1133:G:N2	1:A:1141:C:N3	2.63	0.46
15:O:74:ASP:OD2	15:O:77:ARG:N	2.48	0.46
12:L:28:LYS:C	12:L:30:ALA:N	2.69	0.46
1:A:283:C:C2	1:A:284:G:C8	3.02	0.46
1:A:299:G:C6	1:A:300:A:C6	3.03	0.46
1:A:656:C:O2'	15:O:28:GLN:OE1	2.34	0.46
1:A:1180:A:OP1	9:I:103:THR:OG1	2.33	0.46
1:A:1063:C:C6	1:A:1064:G:C8	3.04	0.46
1:A:1305:G:C8	1:A:1305:G:OP2	2.68	0.46
10:J:57:LYS:O	10:J:60:ARG:NH1	2.48	0.46
1:A:356:A:N3	1:A:368:U:O2'	2.49	0.46
8:H:124:ALA:O	8:H:128:GLY:N	2.49	0.46
10:J:48:THR:OG1	10:J:62:HIS:CD2	2.69	0.46
1:A:949:A:C2	1:A:1233:G:N3	2.84	0.46
2:B:223:ILE:O	2:B:227:GLY:N	2.48	0.46

*Continued on next page...*

*Continued from previous page...*

Atom-1	Atom-2	Distance(Å)	Clash(Å)
1:A:75:G:N1	1:A:96:G:C6	2.83	0.46
1:A:922:G:C2	1:A:1396:A:C6	3.04	0.45
19:S:74:PHE:CD1	19:S:74:PHE:N	2.84	0.45
1:A:544:G:C6	1:A:545:C:C4	3.05	0.45
1:A:994:A:O2'	14:N:11:LYS:NZ	2.50	0.45
2:B:191:ASP:N	2:B:191:ASP:OD1	2.50	0.45
16:P:53:VAL:O	16:P:55:ARG:N	2.49	0.45
1:A:79:G:C5	1:A:91:C:N3	2.84	0.45
1:A:959:A:O2'	1:A:984:C:O2'	2.34	0.45
4:D:149:ALA:O	4:D:152:SER:N	2.50	0.45
1:A:273:A:N6	1:A:274:A:C6	2.85	0.45
1:A:475:G:C4	1:A:476:G:C8	3.05	0.44
4:D:28:SER:O	4:D:30:LYS:N	2.51	0.44
1:A:977:A:N6	24:A:2091:HOH:O	2.51	0.44
1:A:976:G:C8	1:A:1358:U:O2	2.70	0.44
1:A:142:G:O2'	1:A:196:A:N1	2.50	0.44
1:A:858:G:C6	1:A:869:G:C8	3.05	0.44
1:A:613:C:N3	1:A:627:G:N2	2.65	0.44
4:D:68:TYR:OH	4:D:98:GLU:OE1	2.35	0.44
1:A:578:C:O2'	1:A:728:A:N3	2.50	0.44
1:A:1191:A:C4	1:A:1192:C:C5	3.06	0.44
1:A:407:G:N2	1:A:436:C:C2	2.85	0.44
2:B:84:GLU:OE2	2:B:235:SER:OG	2.35	0.44
1:A:276:G:O3'	17:Q:68:ARG:NH1	2.51	0.44
1:A:393:A:C2	1:A:394:G:C8	3.06	0.44
1:A:1237:C:N4	1:A:1336:C:O2	2.51	0.44
9:I:10:ARG:O	9:I:11:LYS:C	2.57	0.43
1:A:1265:G:C6	1:A:1266:G:C6	3.06	0.43
1:A:1149:C:O2'	1:A:1280:A:N1	2.51	0.43
1:A:1393:U:O2'	1:A:1501:C:O2'	2.35	0.43
1:A:945:G:O6	1:A:1236:A:N1	2.50	0.43
1:A:452:A:O2'	1:A:453:A:O5'	2.35	0.43
1:A:374:A:O2'	1:A:451:A:OP2	2.36	0.43
1:A:1328:C:OP1	21:U:21:TYR:OH	2.37	0.43
1:A:369:C:OP2	1:A:388:G:N2	2.51	0.43
1:A:79:G:C4	1:A:91:C:O2	2.71	0.43
1:A:1119:C:OP1	9:I:9:ARG:NH2	2.51	0.43
1:A:509:A:C8	1:A:509:A:C3'	3.02	0.43
19:S:13:ASP:N	19:S:13:ASP:OD2	2.51	0.43
12:L:120:TYR:CD2	12:L:120:TYR:N	2.86	0.43
1:A:858:G:C6	1:A:869:G:N7	2.87	0.43
3:C:27:LYS:O	3:C:30:ARG:NH2	2.52	0.43

*Continued on next page...*

*Continued from previous page...*

Atom-1	Atom-2	Distance(Å)	Clash(Å)
1:A:429:U:OP1	4:D:36:ARG:NH1	2.52	0.43
1:A:130:A:O2'	1:A:131:C:O5'	2.36	0.43
1:A:1091:U:O2	1:A:1093:A:C8	2.71	0.43
1:A:355:C:C4	1:A:356:A:N7	2.86	0.43
4:D:53:ASP:OD1	4:D:53:ASP:N	2.51	0.43
1:A:811:C:O2'	1:A:901:A:N1	2.51	0.43
1:A:1328:C:OP1	21:U:20:LYS:NZ	2.52	0.43
12:L:6:THR:OG1	12:L:9:GLN:N	2.52	0.43
1:A:1007:C:O2	1:A:1023:G:N1	2.51	0.43
1:A:1089:G:C6	1:A:1090:U:C4	3.07	0.43
7:G:15:ASP:OD1	7:G:44:TYR:OH	2.37	0.43
14:N:37:PHE:C	14:N:39:LEU:N	2.72	0.43
8:H:104:ARG:CZ	8:H:138:TRP:CZ2	3.02	0.43
1:A:1238:A:OP1	1:A:1336:C:N4	2.52	0.42
1:A:451:A:N7	1:A:481:G:C2	2.86	0.42
1:A:474:G:N1	1:A:475:G:C5	2.87	0.42
3:C:164:ARG:NH1	3:C:166:GLU:OE1	2.51	0.42
1:A:1190:G:O2'	1:A:1191:A:OP2	2.37	0.42
1:A:79:G:C4	1:A:91:C:C2	3.07	0.42
8:H:11:THR:O	8:H:12:ARG:C	2.58	0.42
1:A:278:G:OP2	17:Q:41:LYS:NZ	2.51	0.42
1:A:1526:G:C4	1:A:1527:C:C5	3.08	0.42
1:A:748:C:O2'	1:A:749:C:OP2	2.38	0.42
1:A:1321:C:C5	1:A:1322:C:C2	3.08	0.42
1:A:652:U:O4	1:A:752:G:O2'	2.38	0.42
1:A:1028:C:N3	1:A:1033:G:N2	2.68	0.42
1:A:391:G:C6	1:A:392:G:C5	3.07	0.42
2:B:23:ARG:O	2:B:24:TRP:CD1	2.73	0.42
1:A:7:G:N7	5:E:92:LYS:NZ	2.67	0.42
18:R:33:ASP:OD2	18:R:36:ASN:N	2.52	0.42
1:A:377:G:OP1	16:P:3:LYS:NZ	2.53	0.42
1:A:77:G:C2	1:A:78:G:C4	3.08	0.42
1:A:36:C:C4	1:A:37:U:C5	3.08	0.42
4:D:30:LYS:O	4:D:32:ALA:N	2.53	0.42
2:B:33:TYR:C	2:B:33:TYR:CD2	2.93	0.42
5:E:39:GLY:O	5:E:69:VAL:N	2.52	0.42
1:A:1255:G:C6	1:A:1283:G:C2	3.08	0.42
1:A:1349:A:P	9:I:118:LYS:NZ	2.93	0.42
1:A:79:G:N1	1:A:80:G:N7	2.68	0.42
1:A:540:G:C4	1:A:541:G:C8	3.08	0.42
1:A:503:C:OP1	12:L:119:LYS:NZ	2.53	0.42
1:A:1433:A:N6	1:A:1434:A:C6	2.88	0.42

*Continued on next page...*

*Continued from previous page...*

Atom-1	Atom-2	Distance(Å)	Clash(Å)
1:A:757:U:O2'	1:A:879:C:O2	2.38	0.42
13:M:21:TYR:N	13:M:21:TYR:CD2	2.87	0.42
1:A:830:G:C6	1:A:831:U:C4	3.08	0.41
1:A:938:A:C6	1:A:939:G:C5	3.08	0.41
1:A:794:A:N6	1:A:795:C:N4	2.68	0.41
1:A:410:G:N1	1:A:431:A:OP2	2.53	0.41
1:A:79:G:N2	1:A:80:G:C8	2.88	0.41
1:A:127:G:N2	1:A:234:C:O2	2.52	0.41
12:L:103:GLY:N	12:L:107:ALA:O	2.53	0.41
1:A:1223:C:OP1	19:S:78:ARG:NH2	2.53	0.41
8:H:4:ASP:CG	8:H:85:ARG:NH1	2.72	0.41
1:A:711:G:OP2	6:F:54:LYS:NZ	2.53	0.41
1:A:1270:C:OP2	21:U:24:ARG:NH2	2.53	0.41
1:A:1022:G:N2	1:A:1023:G:N7	2.69	0.41
1:A:1015:A:O2'	1:A:1218:C:O2'	2.39	0.41
1:A:622:A:C8	1:A:623:C:C6	3.08	0.41
1:A:881:G:OP2	12:L:12:ARG:NH2	2.53	0.41
1:A:1152:A:OP1	10:J:68:HIS:CE1	2.74	0.41
5:E:9:LYS:NZ	5:E:111:GLU:OE1	2.53	0.41
1:A:883:C:C2	1:A:884:U:C5	3.09	0.41
1:A:1213:A:N6	1:A:1215:G:N3	2.69	0.41
1:A:1422:G:C2	1:A:1423:G:N7	2.88	0.41
4:D:15:GLU:OE1	4:D:59:ARG:NH2	2.54	0.41
1:A:257:G:C6	1:A:258:G:N7	2.89	0.41
1:A:125:U:O3'	1:A:633:G:N2	2.54	0.41
1:A:1026:G:N7	1:A:1027:C:C4	2.89	0.41
1:A:427:U:OP2	4:D:36:ARG:NH2	2.54	0.41
17:Q:83:ASP:OD1	17:Q:84:LEU:N	2.54	0.41
1:A:972:C:OP1	10:J:57:LYS:NZ	2.54	0.41
1:A:1238:A:N3	1:A:1241:G:O2'	2.54	0.41
1:A:689:C:OP1	11:K:44:SER:OG	2.38	0.41
1:A:885:G:O2'	1:A:914:A:N1	2.53	0.41
16:P:75:ARG:O	16:P:78:GLY:N	2.54	0.41
7:G:111:ARG:NH1	7:G:113:GLU:OE2	2.54	0.41
1:A:1401:G:O6	1:A:1504:G:N2	2.54	0.41
1:A:147:G:N2	1:A:148:G:C4	2.89	0.41
1:A:1300:G:O2'	1:A:1301:U:OP2	2.39	0.40
1:A:411:A:N3	1:A:413:G:O2'	2.54	0.40
1:A:794:A:C6	1:A:795:C:C4	3.09	0.40
1:A:1163:C:N3	1:A:1174:G:C2	2.89	0.40
1:A:875:C:O2'	8:H:14:ARG:NH1	2.54	0.40
1:A:979:C:OP1	1:A:1222:G:O6	2.40	0.40

*Continued on next page...*

Continued from previous page...

Atom-1	Atom-2	Distance(Å)	Clash(Å)
1:A:1338:G:C6	1:A:1339:A:C6	3.10	0.40
1:A:977:A:O2'	1:A:979:C:OP2	2.39	0.40
1:A:35:G:C6	1:A:36:C:N4	2.89	0.40
1:A:16:A:O2'	1:A:1080:A:O2'	2.38	0.40
1:A:74:C:C4	1:A:75:G:N7	2.90	0.40
5:E:102:ALA:O	5:E:107:ARG:NH1	2.54	0.40

There are no symmetry-related clashes.

## 5.3 Torsion angles

### 5.3.1 Protein backbone ⓘ

In the following table, the Percentiles column shows the percent Ramachandran outliers of the chain as a percentile score with respect to all X-ray entries followed by that with respect to entries of similar resolution. The Analysed column shows the number of residues for which the backbone conformation was analysed, and the total number of residues.

Mol	Chain	Analysed	Favoured	Allowed	Outliers	Percentiles	
2	B	232/256 (91%)	208 (90%)	22 (10%)	2 (1%)	25	82
3	C	204/239 (85%)	180 (88%)	23 (11%)	1 (0%)	38	88
4	D	206/209 (99%)	196 (95%)	10 (5%)	0	100	100
5	E	148/162 (91%)	140 (95%)	8 (5%)	0	100	100
6	F	99/101 (98%)	95 (96%)	4 (4%)	0	100	100
7	G	153/156 (98%)	136 (89%)	17 (11%)	0	100	100
8	H	136/138 (99%)	132 (97%)	4 (3%)	0	100	100
9	I	125/128 (98%)	114 (91%)	10 (8%)	1 (1%)	27	83
10	J	96/105 (91%)	79 (82%)	16 (17%)	1 (1%)	22	80
11	K	114/129 (88%)	100 (88%)	14 (12%)	0	100	100
12	L	121/135 (90%)	109 (90%)	10 (8%)	2 (2%)	14	70
13	M	116/126 (92%)	103 (89%)	12 (10%)	1 (1%)	25	82
14	N	58/61 (95%)	51 (88%)	7 (12%)	0	100	100
15	O	85/89 (96%)	77 (91%)	7 (8%)	1 (1%)	19	77
16	P	81/88 (92%)	77 (95%)	4 (5%)	0	100	100
17	Q	97/105 (92%)	90 (93%)	7 (7%)	0	100	100
18	R	68/88 (77%)	63 (93%)	5 (7%)	0	100	100

Continued on next page...

*Continued from previous page...*

Mol	Chain	Analysed	Favoured	Allowed	Outliers	Percentiles	
19	S	78/93 (84%)	72 (92%)	5 (6%)	1 (1%)	18	75
20	T	97/106 (92%)	85 (88%)	11 (11%)	1 (1%)	22	80
21	U	22/27 (82%)	21 (96%)	1 (4%)	0	100	100
All	All	2336/2541 (92%)	2128 (91%)	197 (8%)	11 (0%)	38	88

All (11) Ramachandran outliers are listed below:

Mol	Chain	Res	Type
2	B	21	ARG
19	S	31	ILE
12	L	28	LYS
2	B	24	TRP
20	T	73	HIS
9	I	119	ALA
12	L	51	ALA
3	C	86	VAL
10	J	34	VAL
13	M	7	VAL
15	O	45	VAL

### 5.3.2 Protein sidechains ⓘ

In the following table, the Percentiles column shows the percent sidechain outliers of the chain as a percentile score with respect to all X-ray entries followed by that with respect to entries of similar resolution. The Analysed column shows the number of residues for which the sidechain conformation was analysed, and the total number of residues.

Mol	Chain	Analysed	Rotameric	Outliers	Percentiles	
2	B	202/220 (92%)	160 (79%)	42 (21%)	2	11
3	C	160/188 (85%)	130 (81%)	30 (19%)	2	15
4	D	180/181 (99%)	150 (83%)	30 (17%)	3	21
5	E	115/123 (94%)	91 (79%)	24 (21%)	1	10
6	F	90/90 (100%)	77 (86%)	13 (14%)	5	28
7	G	126/127 (99%)	109 (86%)	17 (14%)	6	32
8	H	119/119 (100%)	94 (79%)	25 (21%)	1	10
9	I	98/99 (99%)	77 (79%)	21 (21%)	1	10
10	J	87/92 (95%)	72 (83%)	15 (17%)	3	19

*Continued on next page...*

*Continued from previous page...*

Mol	Chain	Analysed	Rotameric	Outliers	Percentiles	
11	K	88/99 (89%)	75 (85%)	13 (15%)	4	27
12	L	103/110 (94%)	82 (80%)	21 (20%)	2	11
13	M	94/101 (93%)	72 (77%)	22 (23%)	1	8
14	N	49/50 (98%)	38 (78%)	11 (22%)	1	9
15	O	79/80 (99%)	63 (80%)	16 (20%)	2	11
16	P	72/74 (97%)	59 (82%)	13 (18%)	2	16
17	Q	94/97 (97%)	80 (85%)	14 (15%)	4	27
18	R	61/77 (79%)	54 (88%)	7 (12%)	8	40
19	S	71/80 (89%)	59 (83%)	12 (17%)	3	20
20	T	76/82 (93%)	63 (83%)	13 (17%)	3	20
21	U	19/22 (86%)	16 (84%)	3 (16%)	4	24
All	All	1983/2111 (94%)	1621 (82%)	362 (18%)	2	16

All (362) residues with a non-rotameric sidechain are listed below:

Mol	Chain	Res	Type
2	B	7	VAL
2	B	8	LYS
2	B	10	LEU
2	B	12	GLU
2	B	16	HIS
2	B	17	PHE
2	B	21	ARG
2	B	23	ARG
2	B	24	TRP
2	B	30	ARG
2	B	32	ILE
2	B	33	TYR
2	B	39	ILE
2	B	44	LEU
2	B	45	GLN
2	B	47	THR
2	B	49	GLU
2	B	55	PHE
2	B	61	LEU
2	B	67	THR
2	B	69	LEU
2	B	97	TRP

*Continued on next page...*

*Continued from previous page...*

Mol	Chain	Res	Type
2	B	102	LEU
2	B	106	LYS
2	B	124	SER
2	B	127	ILE
2	B	142	LEU
2	B	144	ARG
2	B	153	ARG
2	B	154	LEU
2	B	157	ARG
2	B	158	LEU
2	B	164	VAL
2	B	168	THR
2	B	172	ILE
2	B	175	ARG
2	B	178	ARG
2	B	200	ILE
2	B	217	ARG
2	B	223	ILE
2	B	235	SER
2	B	239	VAL
3	C	3	ASN
3	C	10	PHE
3	C	11	ARG
3	C	15	THR
3	C	17	ASP
3	C	31	HIS
3	C	34	LEU
3	C	48	TYR
3	C	52	LEU
3	C	58	GLU
3	C	70	VAL
3	C	91	LEU
3	C	94	LEU
3	C	95	THR
3	C	98	ASN
3	C	99	VAL
3	C	104	GLN
3	C	108	ASN
3	C	111	LEU
3	C	131	ARG
3	C	154	SER
3	C	166	GLU

*Continued on next page...*

*Continued from previous page...*

Mol	Chain	Res	Type
3	C	172	ARG
3	C	175	LEU
3	C	176	HIS
3	C	178	LEU
3	C	188	LEU
3	C	191	THR
3	C	195	VAL
3	C	204	LEU
4	D	9	CYS
4	D	19	LEU
4	D	21	LEU
4	D	25	ARG
4	D	26	CYS
4	D	34	GLU
4	D	35	ARG
4	D	53	ASP
4	D	59	ARG
4	D	63	LYS
4	D	64	LEU
4	D	73	ARG
4	D	91	SER
4	D	99	SER
4	D	115	ARG
4	D	118	ARG
4	D	122	ARG
4	D	131	ARG
4	D	135	LEU
4	D	139	ARG
4	D	140	VAL
4	D	150	GLU
4	D	155	LEU
4	D	157	LEU
4	D	159	ARG
4	D	186	LEU
4	D	187	ARG
4	D	193	ASP
4	D	194	LEU
4	D	202	LEU
5	E	6	PHE
5	E	12	LEU
5	E	16	THR
5	E	18	ARG

*Continued on next page...*

*Continued from previous page...*

Mol	Chain	Res	Type
5	E	19	MET
5	E	26	PHE
5	E	34	VAL
5	E	41	VAL
5	E	49	PRO
5	E	56	GLN
5	E	64	ARG
5	E	68	GLU
5	E	75	THR
5	E	79	GLU
5	E	80	ILE
5	E	96	PRO
5	E	120	THR
5	E	125	SER
5	E	131	ILE
5	E	147	ASP
5	E	149	GLU
5	E	150	ARG
5	E	151	LEU
5	E	152	ARG
6	F	3	ARG
6	F	10	LEU
6	F	14	LEU
6	F	19	LEU
6	F	24	GLU
6	F	32	ASN
6	F	37	VAL
6	F	43	LEU
6	F	67	MET
6	F	70	ASP
6	F	75	LEU
6	F	82	ARG
6	F	92	LYS
7	G	3	ARG
7	G	6	ARG
7	G	8	GLU
7	G	27	ILE
7	G	32	ARG
7	G	45	ASP
7	G	47	CYS
7	G	61	VAL
7	G	67	GLU

*Continued on next page...*

*Continued from previous page...*

Mol	Chain	Res	Type
7	G	79	ARG
7	G	84	ASN
7	G	104	LEU
7	G	113	GLU
7	G	125	MET
7	G	136	LYS
7	G	141	VAL
7	G	149	ARG
8	H	6	ILE
8	H	11	THR
8	H	19	VAL
8	H	24	THR
8	H	26	VAL
8	H	37	ARG
8	H	45	ILE
8	H	51	VAL
8	H	52	ASP
8	H	53	VAL
8	H	63	LEU
8	H	64	LYS
8	H	83	ILE
8	H	85	ARG
8	H	88	LYS
8	H	91	ARG
8	H	92	ARG
8	H	95	VAL
8	H	97	VAL
8	H	98	LYS
8	H	104	ARG
8	H	105	ARG
8	H	115	SER
8	H	127	LEU
8	H	134	ILE
9	I	3	GLN
9	I	11	LYS
9	I	14	VAL
9	I	38	GLN
9	I	41	VAL
9	I	44	VAL
9	I	47	LEU
9	I	50	LEU
9	I	56	LEU

*Continued on next page...*

*Continued from previous page...*

Mol	Chain	Res	Type
9	I	58	HIS
9	I	79	LEU
9	I	83	ARG
9	I	91	ASP
9	I	96	LEU
9	I	99	LEU
9	I	107	ARG
9	I	109	VAL
9	I	113	LYS
9	I	118	LYS
9	I	121	ARG
9	I	127	LYS
10	J	3	LYS
10	J	9	ARG
10	J	38	ILE
10	J	45	ARG
10	J	48	THR
10	J	60	ARG
10	J	62	HIS
10	J	73	ASP
10	J	78	ASN
10	J	80	LYS
10	J	82	ILE
10	J	89	ASP
10	J	92	THR
10	J	94	VAL
10	J	95	GLU
11	K	12	ARG
11	K	14	VAL
11	K	29	ILE
11	K	63	LEU
11	K	81	ASP
11	K	95	ILE
11	K	98	LEU
11	K	101	SER
11	K	114	VAL
11	K	119	CYS
11	K	120	ARG
11	K	122	LYS
11	K	124	LYS
12	L	7	ILE
12	L	16	GLU

*Continued on next page...*

*Continued from previous page...*

Mol	Chain	Res	Type
12	L	18	VAL
12	L	20	LYS
12	L	33	ARG
12	L	34	ARG
12	L	36	VAL
12	L	41	ARG
12	L	42	THR
12	L	43	VAL
12	L	47	LYS
12	L	55	VAL
12	L	59	ARG
12	L	61	THR
12	L	67	THR
12	L	79	GLU
12	L	80	HIS
12	L	96	VAL
12	L	97	ARG
12	L	113	ARG
12	L	122	THR
13	M	12	ASN
13	M	13	LYS
13	M	14	ARG
13	M	37	THR
13	M	44	ARG
13	M	48	LEU
13	M	50	GLU
13	M	54	VAL
13	M	56	LEU
13	M	59	TYR
13	M	61	GLU
13	M	64	TRP
13	M	70	LEU
13	M	73	GLU
13	M	81	LEU
13	M	103	THR
13	M	105	THR
13	M	108	ARG
13	M	109	THR
13	M	110	ARG
13	M	113	PRO
13	M	114	ARG
14	N	9	LYS

*Continued on next page...*

*Continued from previous page...*

Mol	Chain	Res	Type
14	N	13	THR
14	N	22	THR
14	N	24	CYS
14	N	25	VAL
14	N	27	CYS
14	N	31	ARG
14	N	40	CYS
14	N	42	ILE
14	N	47	LEU
14	N	53	LEU
15	O	3	ILE
15	O	5	LYS
15	O	8	LYS
15	O	21	ASP
15	O	32	LEU
15	O	33	THR
15	O	45	VAL
15	O	56	LEU
15	O	64	ARG
15	O	65	ARG
15	O	70	LEU
15	O	71	GLN
15	O	81	LEU
15	O	82	ILE
15	O	83	GLU
15	O	87	ILE
16	P	1	MET
16	P	11	SER
16	P	26	ARG
16	P	33	ILE
16	P	42	ARG
16	P	47	ASP
16	P	53	VAL
16	P	54	GLU
16	P	55	ARG
16	P	62	VAL
16	P	68	ASP
16	P	81	ARG
16	P	82	GLN
17	Q	13	ASP
17	Q	30	PRO
17	Q	34	LYS

*Continued on next page...*

*Continued from previous page...*

Mol	Chain	Res	Type
17	Q	40	LYS
17	Q	53	LEU
17	Q	60	ILE
17	Q	72	ARG
17	Q	74	LEU
17	Q	76	LEU
17	Q	77	VAL
17	Q	86	GLU
17	Q	92	ARG
17	Q	98	LEU
17	Q	99	SER
18	R	30	ASP
18	R	40	LEU
18	R	44	LEU
18	R	47	THR
18	R	69	THR
18	R	81	PHE
18	R	84	LYS
19	S	5	LEU
19	S	13	ASP
19	S	14	HIS
19	S	15	LEU
19	S	25	LYS
19	S	33	THR
19	S	58	VAL
19	S	62	ILE
19	S	63	THR
19	S	71	LEU
19	S	78	ARG
19	S	79	THR
20	T	13	LEU
20	T	19	SER
20	T	20	LEU
20	T	53	LEU
20	T	56	MET
20	T	57	ARG
20	T	62	LEU
20	T	68	LYS
20	T	72	LEU
20	T	75	ASN
20	T	80	ARG
20	T	84	LEU

*Continued on next page...*

*Continued from previous page...*

Mol	Chain	Res	Type
20	T	92	LEU
21	U	6	ARG
21	U	10	ARG
21	U	25	LYS

Some sidechains can be flipped to improve hydrogen bonding and reduce clashes. There are no such sidechains identified.

### 5.3.3 RNA ⓘ

Mol	Chain	Analysed	Backbone Outliers	Pucker Outliers
1	A	1504/1522 (98%)	339 (22%)	51 (3%)

All (339) RNA backbone outliers are listed below:

Mol	Chain	Res	Type
1	A	6	G
1	A	8	A
1	A	9	G
1	A	31	G
1	A	32	A
1	A	33	A
1	A	39	G
1	A	47	C
1	A	48	C
1	A	50	A
1	A	51	A
1	A	54	C
1	A	80	G
1	A	81	U
1	A	92	C
1	A	101	A
1	A	108	G
1	A	115	G
1	A	116	A
1	A	117	G
1	A	121	C
1	A	129(A)	G
1	A	130	A
1	A	131	C
1	A	163	C

*Continued on next page...*

*Continued from previous page...*

Mol	Chain	Res	Type
1	A	180	U
1	A	181	G
1	A	182	U
1	A	183	G
1	A	188	C
1	A	195	A
1	A	201	C
1	A	202	U
1	A	203	U
1	A	204	U
1	A	216	G
1	A	226	G
1	A	231	G
1	A	247	G
1	A	250	A
1	A	251	G
1	A	252	U
1	A	258	G
1	A	266	G
1	A	267	C
1	A	281	G
1	A	282	A
1	A	289	G
1	A	299	G
1	A	319	G
1	A	321	A
1	A	328	C
1	A	329	A
1	A	331	G
1	A	332	G
1	A	344	A
1	A	345	C
1	A	346	G
1	A	350	G
1	A	351	G
1	A	352	C
1	A	353	A
1	A	354	G
1	A	356	A
1	A	367	U
1	A	371	G
1	A	372	C

*Continued on next page...*

*Continued from previous page...*

Mol	Chain	Res	Type
1	A	373	A
1	A	374	A
1	A	382	A
1	A	384	G
1	A	390	C
1	A	397	A
1	A	398	C
1	A	406	G
1	A	409	G
1	A	412	A
1	A	413	G
1	A	414	A
1	A	421	U
1	A	424	G
1	A	429	U
1	A	439	A
1	A	442	C
1	A	451	A
1	A	460	A
1	A	461	C
1	A	481	G
1	A	482	A
1	A	485	G
1	A	486	U
1	A	496	A
1	A	497	A
1	A	498	U
1	A	509	A
1	A	510	A
1	A	511	C
1	A	517	G
1	A	518	C
1	A	519	C
1	A	524	G
1	A	527	7MG
1	A	531	U
1	A	532	A
1	A	533	A
1	A	538	G
1	A	545	C
1	A	547	A
1	A	559	A

*Continued on next page...*

*Continued from previous page...*

Mol	Chain	Res	Type
1	A	560	U
1	A	562	C
1	A	564	C
1	A	568	G
1	A	571	U
1	A	572	A
1	A	573	A
1	A	576	G
1	A	577	G
1	A	579	G
1	A	588	G
1	A	596	C
1	A	597	G
1	A	598	U
1	A	616	G
1	A	621	A
1	A	624	C
1	A	653	A
1	A	658	G
1	A	665	A
1	A	671	G
1	A	687	A
1	A	688	G
1	A	695	A
1	A	697	U
1	A	701	C
1	A	702	A
1	A	703	G
1	A	722	A
1	A	723	U
1	A	724	G
1	A	731	G
1	A	733	A
1	A	740	U
1	A	741	G
1	A	749	C
1	A	751	U
1	A	755	G
1	A	760	G
1	A	777	A
1	A	781	A
1	A	782	A

*Continued on next page...*

*Continued from previous page...*

Mol	Chain	Res	Type
1	A	785	G
1	A	792	A
1	A	793	U
1	A	794	A
1	A	812	C
1	A	813	U
1	A	815	A
1	A	817	C
1	A	818	G
1	A	827	U
1	A	828	A
1	A	837	G
1	A	838	G
1	A	839	U
1	A	840	C
1	A	841	U
1	A	848	C
1	A	849	C
1	A	853	G
1	A	869	G
1	A	873	A
1	A	889	A
1	A	902	G
1	A	910	C
1	A	914	A
1	A	916	G
1	A	922	G
1	A	926	G
1	A	927	G
1	A	934	C
1	A	935	A
1	A	936	C
1	A	937	A
1	A	938	A
1	A	939	G
1	A	942	G
1	A	950	U
1	A	954	G
1	A	961	U
1	A	962	C
1	A	966	M2G
1	A	967	5MC

*Continued on next page...*

*Continued from previous page...*

Mol	Chain	Res	Type
1	A	969	A
1	A	971	G
1	A	974	A
1	A	975	A
1	A	976	G
1	A	977	A
1	A	982	U
1	A	984	C
1	A	989	C
1	A	991	U
1	A	992	U
1	A	993	G
1	A	994	A
1	A	995	C
1	A	1004	A
1	A	1005	A
1	A	1006	C
1	A	1020	U
1	A	1023	G
1	A	1024	G
1	A	1026	G
1	A	1030(B)	C
1	A	1031	G
1	A	1045	C
1	A	1050	G
1	A	1053	G
1	A	1054	C
1	A	1055	A
1	A	1065	U
1	A	1066	C
1	A	1068	G
1	A	1078	U
1	A	1085	U
1	A	1092	A
1	A	1094	G
1	A	1095	U
1	A	1101	A
1	A	1111	A
1	A	1124	G
1	A	1125	U
1	A	1126	U
1	A	1127	G

*Continued on next page...*

*Continued from previous page...*

Mol	Chain	Res	Type
1	A	1129	C
1	A	1130	A
1	A	1135	U
1	A	1137	C
1	A	1138	G
1	A	1139	G
1	A	1140	C
1	A	1146	A
1	A	1152	A
1	A	1159	U
1	A	1160	G
1	A	1168	A
1	A	1171	G
1	A	1177	G
1	A	1183	A
1	A	1191	A
1	A	1196	U
1	A	1197	G
1	A	1200	C
1	A	1201	A
1	A	1202	G
1	A	1206	G
1	A	1207	2MG
1	A	1211	U
1	A	1212	U
1	A	1214	C
1	A	1224	G
1	A	1225	A
1	A	1226	C
1	A	1227	A
1	A	1228	C
1	A	1238	A
1	A	1241	G
1	A	1242	C
1	A	1245	A
1	A	1250	A
1	A	1253	G
1	A	1256	A
1	A	1257	U
1	A	1258	G
1	A	1268	A
1	A	1270	C

*Continued on next page...*

*Continued from previous page...*

Mol	Chain	Res	Type
1	A	1278	U
1	A	1279	A
1	A	1280	A
1	A	1281	U
1	A	1286	A
1	A	1287	A
1	A	1289	A
1	A	1297	C
1	A	1300	G
1	A	1301	U
1	A	1302	U
1	A	1305	G
1	A	1306	A
1	A	1307	U
1	A	1310	G
1	A	1316	G
1	A	1320	C
1	A	1322	C
1	A	1326	C
1	A	1336	C
1	A	1338	G
1	A	1339	A
1	A	1346	A
1	A	1347	G
1	A	1348	U
1	A	1351	U
1	A	1353	G
1	A	1359	C
1	A	1362	C
1	A	1370	G
1	A	1381	U
1	A	1398	A
1	A	1399	C
1	A	1400	5MC
1	A	1401	G
1	A	1406	U
1	A	1411	C
1	A	1415	G
1	A	1430	C
1	A	1442	G
1	A	1443	G
1	A	1446	A

*Continued on next page...*

*Continued from previous page...*

Mol	Chain	Res	Type
1	A	1447	G
1	A	1451	A
1	A	1453	G
1	A	1454	G
1	A	1485	U
1	A	1487	G
1	A	1489	G
1	A	1490	C
1	A	1492	A
1	A	1493	A
1	A	1497	G
1	A	1498	UR3
1	A	1499	A
1	A	1503	A
1	A	1504	G
1	A	1505	G
1	A	1506	U
1	A	1529	G
1	A	1530	G
1	A	1531	A

All (51) RNA pucker outliers are listed below:

Mol	Chain	Res	Type
1	A	5	U
1	A	92	C
1	A	115	G
1	A	129(A)	G
1	A	181	G
1	A	204	U
1	A	250	A
1	A	251	G
1	A	281	G
1	A	328	C
1	A	350	G
1	A	353	A
1	A	372	C
1	A	428	G
1	A	484	G
1	A	485	G
1	A	496	A
1	A	509	A

*Continued on next page...*

*Continued from previous page...*

Mol	Chain	Res	Type
1	A	518	C
1	A	532	A
1	A	559	A
1	A	575	G
1	A	687	A
1	A	701	C
1	A	748	C
1	A	792	A
1	A	812	C
1	A	913	A
1	A	960	U
1	A	965	A
1	A	992	U
1	A	1049	U
1	A	1065	U
1	A	1067	A
1	A	1126	U
1	A	1129	C
1	A	1139	G
1	A	1145	C
1	A	1182	G
1	A	1190	G
1	A	1201	A
1	A	1256	A
1	A	1257	U
1	A	1285	A
1	A	1300	G
1	A	1301	U
1	A	1305	G
1	A	1346	A
1	A	1347	G
1	A	1380	U
1	A	1505	G

## 5.4 Non-standard residues in protein, DNA, RNA chains ⓘ

17 non-standard protein/DNA/RNA residues are modelled in this entry.

In the following table, the Counts columns list the number of bonds (or angles) for which Mogul statistics could be retrieved, the number of bonds (or angles) that are observed in the model and the number of bonds (or angles) that are defined in the chemical component dictionary. The Link column lists molecule types, if any, to which the group is linked. The Z score for a bond length (or angle) is the number of standard deviations the observed value is removed from the expected

value. A bond length (or angle) with  $|Z| > 2$  is considered an outlier worth inspection. RMSZ is the root-mean-square of all Z scores of the bond lengths (or angles).

Mol	Type	Chain	Res	Link	Bond lengths			Bond angles		
					Counts	RMSZ	# $ Z  > 2$	Counts	RMSZ	# $ Z  > 2$
1	2MG	A	1207	1	24,26,27	2.01	7 (29%)	32,38,41	9.49	3 (9%)
1	5MC	A	1400	1	20,22,23	2.64	4 (20%)	26,32,35	1.45	4 (15%)
1	4OC	A	1402	1	21,23,24	1.91	3 (14%)	26,32,35	1.08	2 (7%)
1	5MC	A	1404	1	20,22,23	1.75	4 (20%)	26,32,35	2.01	3 (11%)
1	5MC	A	1407	1	20,22,23	2.53	5 (25%)	26,32,35	1.87	5 (19%)
1	UR3	A	1498	1	20,22,23	1.23	2 (10%)	23,32,35	1.24	2 (8%)
1	MA6	A	1518[A]	1	26,26,27	1.14	1 (3%)	37,38,41	1.04	1 (2%)
1	MA6	A	1518[B]	1	26,26,27	1.41	2 (7%)	37,38,41	1.16	3 (8%)
1	MA6	A	1519[A]	1	26,26,27	1.06	2 (7%)	37,38,41	1.07	2 (5%)
1	MA6	A	1519[B]	1	26,26,27	1.26	5 (19%)	37,38,41	0.99	3 (8%)
1	PSU	A	1540	1	19,21,22	1.19	2 (10%)	23,30,33	1.22	3 (13%)
1	PSU	A	1541	1	19,21,22	1.13	2 (10%)	23,30,33	1.25	3 (13%)
1	PSU	A	516	1,22	19,21,22	1.08	2 (10%)	23,30,33	0.93	2 (8%)
1	7MG	A	527	1,22	24,26,27	3.49	7 (29%)	34,39,42	1.60	9 (26%)
1	M2G	A	966	1	25,27,28	1.46	4 (16%)	34,40,43	6.69	4 (11%)
1	5MC	A	967	1	20,22,23	1.40	2 (10%)	26,32,35	1.39	3 (11%)
12	0TD	L	92	12	9,9,10	6.81	2 (22%)	9,11,13	2.72	3 (33%)

In the following table, the Chirals column lists the number of chiral outliers, the number of chiral centers analysed, the number of these observed in the model and the number defined in the chemical component dictionary. Similar counts are reported in the Torsion and Rings columns. '-' means no outliers of that kind were identified.

Mol	Type	Chain	Res	Link	Chirals	Torsions	Rings
1	2MG	A	1207	1	-	1/10/27/28	0/1/3/3
1	5MC	A	1400	1	-	1/6/25/26	0/2/2/2
1	4OC	A	1402	1	-	1/10/29/30	0/2/2/2
1	5MC	A	1404	1	-	0/6/25/26	0/2/2/2
1	5MC	A	1407	1	-	0/6/25/26	0/2/2/2
1	UR3	A	1498	1	-	0/6/25/26	0/2/2/2
1	MA6	A	1518[A]	1	-	0/13/29/30	0/1/3/3
1	MA6	A	1518[B]	1	-	0/13/29/30	0/1/3/3
1	MA6	A	1519[A]	1	-	0/13/29/30	0/1/3/3
1	MA6	A	1519[B]	1	-	0/13/29/30	0/1/3/3
1	PSU	A	1540	1	-	0/8/25/26	0/2/2/2
1	PSU	A	1541	1	-	0/8/25/26	0/2/2/2

*Continued on next page...*

*Continued from previous page...*

Mol	Type	Chain	Res	Link	Chirals	Torsions	Rings
1	PSU	A	516	1,22	-	0/8/25/26	0/2/2/2
1	7MG	A	527	1,22	-	0/8/37/38	0/1/3/3
1	M2G	A	966	1	-	0/12/29/30	0/1/3/3
1	5MC	A	967	1	-	0/6/25/26	0/2/2/2
12	0TD	L	92	12	-	0/10/12/14	0/0/0/0

All (56) bond length outliers are listed below:

Mol	Chain	Res	Type	Atoms	Z	Observed(Å)	Ideal(Å)
12	L	92	0TD	O-C	19.87	1.25	1.11
1	A	527	7MG	C8-N9	-12.57	1.36	1.46
1	A	1407	5MC	C2-N1	9.26	1.48	1.38
1	A	1400	5MC	C2-N1	8.43	1.47	1.38
1	A	527	7MG	C2-N2	7.18	1.43	1.32
1	A	1400	5MC	P-OP1	6.58	1.54	1.46
1	A	1402	4OC	C2-N1	6.40	1.45	1.38
1	A	527	7MG	C4-N3	5.00	1.41	1.34
1	A	1207	2MG	C6-N1	4.84	1.45	1.37
1	A	1518[B]	MA6	C8-N9	4.66	1.43	1.36
1	A	1402	4OC	P-OP1	4.57	1.51	1.46
1	A	1407	5MC	C5-C4	4.54	1.48	1.41
1	A	1404	5MC	C5-C4	4.50	1.48	1.41
1	A	1207	2MG	C8-N9	4.47	1.43	1.36
1	A	966	M2G	C8-N9	4.25	1.42	1.36
12	L	92	0TD	CA-C	4.12	1.56	1.48
1	A	527	7MG	C8-N7	-4.08	1.34	1.45
1	A	1540	PSU	C6-N1	4.03	1.36	1.32
1	A	1404	5MC	C2-N1	3.86	1.42	1.38
1	A	1207	2MG	C4-N3	3.86	1.42	1.35
1	A	1541	PSU	C6-N1	3.68	1.35	1.32
1	A	1518[A]	MA6	C8-N9	3.59	1.42	1.36
1	A	527	7MG	O6-C6	-3.44	1.17	1.24
1	A	516	PSU	C6-N1	3.36	1.35	1.32
1	A	527	7MG	CM7-N7	-3.36	1.40	1.46
1	A	1498	UR3	C6-N1	-3.33	1.30	1.35
1	A	1404	5MC	P-OP1	3.20	1.50	1.46
1	A	967	5MC	C2-N1	3.14	1.41	1.38
1	A	1207	2MG	P-OP1	2.98	1.50	1.46
1	A	966	M2G	C2-N2	2.97	1.38	1.34
1	A	967	5MC	P-OP1	2.96	1.50	1.46
1	A	1518[B]	MA6	C4-N9	2.93	1.42	1.37
1	A	1519[A]	MA6	C8-N9	2.78	1.40	1.36

*Continued on next page...*

*Continued from previous page...*

Mol	Chain	Res	Type	Atoms	Z	Observed(Å)	Ideal(Å)
1	A	966	M2G	P-OP1	2.69	1.49	1.46
1	A	1207	2MG	C2-N2	2.68	1.40	1.32
1	A	1519[B]	MA6	C8-N9	2.65	1.40	1.36
1	A	1498	UR3	P-OP1	2.62	1.49	1.46
1	A	1519[B]	MA6	C4-N3	2.56	1.39	1.35
1	A	1207	2MG	C4-N9	2.51	1.41	1.37
1	A	1207	2MG	C2-N1	2.47	1.42	1.36
1	A	516	PSU	P-OP1	2.46	1.49	1.46
1	A	1519[B]	MA6	C2-N1	2.44	1.38	1.33
1	A	1519[B]	MA6	C2-N3	2.32	1.36	1.32
1	A	1404	5MC	C2-N3	2.31	1.41	1.35
1	A	1407	5MC	C6-C5	-2.25	1.34	1.40
1	A	1519[A]	MA6	C2-N1	2.24	1.38	1.33
1	A	1407	5MC	C4-N3	2.22	1.36	1.32
1	A	1407	5MC	C2-N3	2.21	1.41	1.35
1	A	1400	5MC	C6-N1	2.18	1.39	1.34
1	A	1540	PSU	P-OP1	2.16	1.49	1.46
1	A	1402	4OC	C5-C4	2.15	1.44	1.39
1	A	1541	PSU	P-OP1	2.13	1.49	1.46
1	A	1519[B]	MA6	C4-N9	2.12	1.40	1.37
1	A	1400	5MC	C2-N3	2.10	1.41	1.35
1	A	966	M2G	C6-N1	2.09	1.40	1.37
1	A	527	7MG	C5-N7	2.02	1.43	1.39

All (55) bond angle outliers are listed below:

Mol	Chain	Res	Type	Atoms	Z	Observed(°)	Ideal(°)
1	A	1207	2MG	C6-C5-N7	-53.39	126.95	134.14
1	A	966	M2G	C6-C5-N7	-38.43	128.97	134.14
1	A	1404	5MC	C6-N1-C2	8.17	122.64	118.62
1	A	1407	5MC	C6-N1-C2	6.85	122.00	118.62
12	L	92	0TD	CSB-SB-CB	-6.08	90.94	101.48
1	A	1400	5MC	C2-N3-C4	4.66	119.63	115.41
1	A	966	M2G	C6-N1-C2	4.10	123.17	120.28
1	A	1404	5MC	N4-C4-N3	-3.91	111.99	118.73
1	A	527	7MG	N7-C8-N9	3.78	108.08	103.08
1	A	967	5MC	C2-N3-C4	3.68	118.75	115.41
1	A	967	5MC	C6-N1-C2	3.65	120.42	118.62
1	A	1407	5MC	N4-C4-N3	-3.64	112.45	118.73
1	A	1519[A]	MA6	N3-C2-N1	3.63	131.75	128.71
12	L	92	0TD	CB-CA-N	-3.49	102.69	109.55
1	A	1540	PSU	C5-C1'-C2'	-3.38	109.65	115.61

*Continued on next page...*

*Continued from previous page...*

Mol	Chain	Res	Type	Atoms	Z	Observed(°)	Ideal(°)
1	A	1402	4OC	CM4-N4-C4	-3.26	119.89	122.80
1	A	1518[A]	MA6	C2-N1-C6	3.23	118.53	111.53
1	A	1207	2MG	N3-C4-N9	3.05	131.38	126.91
1	A	967	5MC	N4-C4-N3	-3.00	113.55	118.73
1	A	1407	5MC	C2-N3-C4	2.97	118.09	115.41
1	A	527	7MG	C6-C5-N7	2.96	138.14	131.87
1	A	1402	4OC	C2-N3-C4	2.92	118.82	115.27
1	A	527	7MG	C5-C4-N3	-2.90	121.38	126.61
12	L	92	0TD	C-CA-N	-2.88	107.25	111.94
1	A	1541	PSU	O4'-C1'-C5	-2.87	105.98	109.55
1	A	1400	5MC	CM5-C5-C6	2.84	124.62	118.59
1	A	527	7MG	C8-N9-C1'	2.82	129.93	121.94
1	A	1518[B]	MA6	N1-C6-N6	-2.76	114.12	117.04
1	A	966	M2G	N1-C2-N2	-2.72	114.99	118.37
1	A	527	7MG	N2-C2-N1	2.70	120.83	117.86
1	A	1400	5MC	CM5-C5-C4	-2.61	118.80	121.43
1	A	1541	PSU	C5-C1'-C2'	2.59	120.18	115.61
1	A	1207	2MG	C4-C5-N7	2.57	111.72	109.52
1	A	1518[B]	MA6	N3-C2-N1	2.54	130.83	128.71
1	A	527	7MG	C4-N9-C1'	-2.53	119.98	126.00
1	A	527	7MG	N3-C4-N9	2.52	131.05	127.06
1	A	527	7MG	N2-C2-N3	-2.49	116.94	120.31
1	A	1407	5MC	C2-N1-C1'	2.47	122.38	119.03
1	A	527	7MG	C5-C6-N1	2.47	122.22	115.25
1	A	1519[A]	MA6	C2-N1-C6	2.35	116.63	111.53
1	A	1540	PSU	O4'-C1'-C5	2.33	112.45	109.55
1	A	1519[B]	MA6	C2-N1-C6	2.33	116.58	111.53
1	A	1541	PSU	C4-N3-C2	-2.33	120.64	125.36
1	A	1498	UR3	C5-C4-N3	-2.31	112.68	117.61
1	A	516	PSU	C4-N3-C2	-2.31	120.68	125.36
1	A	1498	UR3	C3'-C2'-C1'	2.31	104.52	100.91
1	A	1518[B]	MA6	C2-N1-C6	2.28	116.48	111.53
1	A	516	PSU	O4'-C1'-C2'	2.23	108.20	104.37
1	A	1400	5MC	N4-C4-N3	-2.19	114.95	118.73
1	A	1519[B]	MA6	N3-C4-N9	2.17	129.36	125.43
1	A	1519[B]	MA6	N3-C2-N1	2.13	130.49	128.71
1	A	1540	PSU	C4-N3-C2	-2.07	121.17	125.36
1	A	1404	5MC	C5-C4-N3	2.05	124.63	121.21
1	A	1407	5MC	C5-C4-N3	2.03	124.59	121.21
1	A	966	M2G	C8-N9-C4	-2.00	105.37	106.90

There are no chirality outliers.

All (3) torsion outliers are listed below:

Mol	Chain	Res	Type	Atoms
1	A	1207	2MG	OP2-P-O5'-C5'
1	A	1400	5MC	OP2-P-O5'-C5'
1	A	1402	4OC	OP2-P-O5'-C5'

There are no ring outliers.

## 5.5 Carbohydrates

There are no carbohydrates in this entry.

## 5.6 Ligand geometry

Of 256 ligands modelled in this entry, 256 are monoatomic - leaving 0 for Mogul analysis.

There are no bond length outliers.

There are no bond angle outliers.

There are no chirality outliers.

There are no torsion outliers.

There are no ring outliers.

## 5.7 Other polymers

There are no such residues in this entry.

## 5.8 Polymer linkage issues

There are no chain breaks in this entry.

## 6 Fit of model and data ⓘ

### 6.1 Protein, DNA and RNA chains ⓘ

In the following table, the column labelled ‘#RSRZ> 2’ contains the number (and percentage) of RSRZ outliers, followed by percent RSRZ outliers for the chain as percentile scores relative to all X-ray entries and entries of similar resolution. The OWAB column contains the minimum, median, 95<sup>th</sup> percentile and maximum values of the occupancy-weighted average B-factor per residue. The column labelled ‘Q< 0.9’ lists the number of (and percentage) of residues with an average occupancy less than 0.9.

Mol	Chain	Analysed	<RSRZ>	#RSRZ>2	OWAB(Å <sup>2</sup> )	Q<0.9
1	A	1511/1522 (99%)	-0.28	31 (2%) 60 35	85, 149, 294, 392	0
2	B	234/256 (91%)	-0.20	0 100 100	107, 163, 248, 282	0
3	C	206/239 (86%)	0.30	14 (6%) 17 10	167, 228, 284, 310	0
4	D	208/209 (99%)	-0.05	4 (1%) 64 37	105, 155, 204, 238	0
5	E	150/162 (92%)	-0.23	0 100 100	80, 121, 160, 178	0
6	F	101/101 (100%)	-0.28	0 100 100	122, 176, 205, 223	0
7	G	155/156 (99%)	0.05	9 (5%) 22 12	135, 193, 257, 275	0
8	H	138/138 (100%)	-0.29	0 100 100	74, 109, 147, 192	0
9	I	127/128 (99%)	0.18	4 (3%) 47 26	151, 217, 251, 272	0
10	J	98/105 (93%)	0.60	11 (11%) 6 5	190, 234, 309, 344	0
11	K	116/129 (89%)	-0.16	0 100 100	118, 148, 198, 218	0
12	L	123/135 (91%)	-0.09	1 (0%) 83 60	86, 150, 190, 221	0
13	M	118/126 (93%)	0.09	3 (2%) 54 31	138, 184, 221, 319	0
14	N	60/61 (98%)	0.40	3 (5%) 28 15	167, 208, 268, 285	0
15	O	87/89 (97%)	-0.15	1 (1%) 77 50	93, 134, 179, 189	0
16	P	83/88 (94%)	-0.20	0 100 100	102, 145, 176, 226	0
17	Q	99/105 (94%)	-0.20	0 100 100	95, 123, 167, 189	0
18	R	70/88 (79%)	-0.18	0 100 100	110, 146, 206, 216	0
19	S	80/93 (86%)	0.43	2 (2%) 54 31	198, 244, 285, 305	0
20	T	99/106 (93%)	-0.27	1 (1%) 79 53	113, 150, 202, 238	0
21	U	24/27 (88%)	1.34	5 (20%) 1 2	167, 192, 215, 235	0
All	All	3887/4063 (95%)	-0.12	89 (2%) 57 33	74, 160, 265, 392	0

All (89) RSRZ outliers are listed below:

Mol	Chain	Res	Type	RSRZ
1	A	1498	UR3	8.1
1	A	993	G	7.5
1	A	1018	C	6.2
14	N	4	LYS	5.1
1	A	1129	C	4.8
1	A	1540	PSU	4.8
1	A	994	A	4.6
21	U	18	TYR	4.3
1	A	1019	C	4.2
1	A	202	U	3.9
4	D	35	ARG	3.9
14	N	3	ARG	3.8
13	M	118	ALA	3.7
21	U	24	ARG	3.7
3	C	193	TYR	3.6
13	M	117	VAL	3.6
10	J	39	PRO	3.5
1	A	1050	G	3.5
1	A	1006	C	3.4
7	G	2	ALA	3.4
1	A	1519[A]	MA6	3.3
3	C	66	VAL	3.3
1	A	1005	A	3.2
1	A	1001	A	3.2
3	C	156	ARG	3.2
1	A	985	C	3.2
3	C	77	ILE	3.2
1	A	1257	U	3.1
1	A	1007	C	3.1
21	U	17	THR	3.0
10	J	71	LEU	3.0
3	C	157	ILE	3.0
14	N	5	ALA	3.0
1	A	81	U	3.0
1	A	1037	C	2.9
3	C	101	LEU	2.9
7	G	80	VAL	2.8
3	C	103	VAL	2.8
20	T	106	ALA	2.8
1	A	1140	C	2.7
1	A	1322	C	2.7
4	D	36	ARG	2.7
10	J	34	VAL	2.7

*Continued on next page...*

*Continued from previous page...*

<b>Mol</b>	<b>Chain</b>	<b>Res</b>	<b>Type</b>	<b>RSRZ</b>
10	J	88	LEU	2.6
7	G	78	ARG	2.5
13	M	119	GLY	2.5
21	U	25	LYS	2.5
10	J	33	GLN	2.5
9	I	128	ARG	2.5
3	C	65	ALA	2.5
19	S	31	ILE	2.5
7	G	154	TYR	2.5
7	G	79	ARG	2.5
3	C	76	VAL	2.5
1	A	1035	A	2.4
1	A	1036	G	2.4
4	D	37	PRO	2.4
1	A	1321	C	2.4
3	C	111	LEU	2.4
1	A	995	C	2.3
10	J	73	ASP	2.3
21	U	22	ARG	2.3
1	A	1047	G	2.3
4	D	33	MET	2.2
1	A	1222	G	2.2
7	G	156	TRP	2.2
3	C	67	THR	2.2
3	C	102	ASN	2.2
19	S	21	GLU	2.2
1	A	1213	A	2.2
3	C	68	VAL	2.1
7	G	81	GLY	2.1
12	L	19	ARG	2.1
10	J	17	ASP	2.1
10	J	4	ILE	2.1
7	G	8	GLU	2.1
9	I	95	LYS	2.1
1	A	1224	G	2.1
15	O	88	ARG	2.1
10	J	70	ARG	2.1
10	J	72	VAL	2.1
3	C	104	GLN	2.1
9	I	15	ALA	2.1
7	G	73	MET	2.0
1	A	1002	G	2.0

*Continued on next page...*

*Continued from previous page...*

Mol	Chain	Res	Type	RSRZ
10	J	38	ILE	2.0
1	A	1215	G	2.0
9	I	4	TYR	2.0
1	A	353	A	2.0

## 6.2 Non-standard residues in protein, DNA, RNA chains ⓘ

In the following table, the Atoms column lists the number of modelled atoms in the group and the number defined in the chemical component dictionary. LLDF column lists the quality of electron density of the group with respect to its neighbouring residues in protein, DNA or RNA chains. The B-factors column lists the minimum, median, 95<sup>th</sup> percentile and maximum values of B factors of atoms in the group. The column labelled 'Q< 0.9' lists the number of atoms with occupancy less than 0.9.

Mol	Type	Chain	Res	Atoms	RSR	LLDF	B-factors(Å <sup>2</sup> )	Q<0.9
1	MA6	A	1518[A]	24/25	0.25	-	115,120,128,130	24
12	0TD	L	92	10/11	0.39	-	150,171,185,382	0
1	5MC	A	1407	21/22	0.20	-	134,175,190,192	0
1	2MG	A	1207	24/25	0.15	-	207,227,293,300	0
1	5MC	A	1400	21/22	0.19	-	114,137,145,148	0
1	MA6	A	1519[A]	24/25	0.29	-	109,121,132,133	24
1	M2G	A	966	25/26	0.17	-	153,180,185,193	0
1	5MC	A	1404	21/22	0.18	-	118,133,162,167	0
1	PSU	A	516	20/21	0.14	-	138,167,192,192	0
1	5MC	A	967	21/22	0.14	-	152,157,177,181	0
1	PSU	A	1541	20/21	0.32	-	211,234,251,253	0
1	UR3	A	1498	21/22	0.26	-	118,145,161,171	0
1	7MG	A	527	24/25	0.14	-	128,140,159,170	0
1	PSU	A	1540	20/21	0.53	-	239,244,264,268	0
1	MA6	A	1518[B]	24/25	0.25	-	116,127,138,148	24
1	MA6	A	1519[B]	24/25	0.29	-	107,127,131,133	24
1	4OC	A	1402	22/23	0.20	-	122,134,156,160	0

## 6.3 Carbohydrates ⓘ

There are no carbohydrates in this entry.

## 6.4 Ligands ⓘ

In the following table, the Atoms column lists the number of modelled atoms in the group and the number defined in the chemical component dictionary. LLDF column lists the quality of electron

density of the group with respect to its neighbouring residues in protein, DNA or RNA chains. The B-factors column lists the minimum, median, 95<sup>th</sup> percentile and maximum values of B factors of atoms in the group. The column labelled 'Q< 0.9' lists the number of atoms with occupancy less than 0.9.

Mol	Type	Chain	Res	Atoms	RSR	LLDF	B-factors(Å <sup>2</sup> )	Q<0.9
22	MG	A	1792	1/1	0.11	-	127,127,127,127	0
22	MG	A	1620	1/1	0.21	-	101,101,101,101	0
22	MG	A	1638	1/1	0.32	-	76,76,76,76	0
22	MG	A	1760	1/1	0.34	-	143,143,143,143	0
22	MG	A	1721	1/1	0.33	-	154,154,154,154	0
22	MG	A	1685	1/1	0.25	-	111,111,111,111	0
22	MG	A	1839	1/1	0.26	-	138,138,138,138	0
22	MG	A	1829	1/1	0.66	-	97,97,97,97	0
22	MG	A	1741	1/1	0.59	-	127,127,127,127	0
22	MG	A	1799	1/1	0.28	-	157,157,157,157	0
22	MG	A	1686	1/1	0.15	-	112,112,112,112	0
22	MG	B	301	1/1	0.58	-	120,120,120,120	0
22	MG	A	1795	1/1	0.56	-	96,96,96,96	0
22	MG	A	1731	1/1	0.16	-	140,140,140,140	0
22	MG	A	1733	1/1	0.09	-	261,261,261,261	0
22	MG	A	1759	1/1	0.20	-	132,132,132,132	0
22	MG	A	1622	1/1	0.30	-	146,146,146,146	0
22	MG	A	1669	1/1	0.36	-	136,136,136,136	0
22	MG	A	1734	1/1	0.28	-	101,101,101,101	0
22	MG	A	1619	1/1	0.33	-	121,121,121,121	0
22	MG	A	1709	1/1	0.48	-	132,132,132,132	0
22	MG	A	1679	1/1	0.33	-	138,138,138,138	0
22	MG	A	1808	1/1	0.08	-	141,141,141,141	0
22	MG	A	1787	1/1	0.81	-	126,126,126,126	0
22	MG	A	1773	1/1	0.45	-	128,128,128,128	0
22	MG	A	1681	1/1	0.23	-	121,121,121,121	0
22	MG	A	1647	1/1	0.26	-	132,132,132,132	0
22	MG	A	1607	1/1	0.23	-	107,107,107,107	0
22	MG	A	1682	1/1	0.25	-	156,156,156,156	0
22	MG	A	1716	1/1	1.10	-	211,211,211,211	0
22	MG	A	1729	1/1	0.13	-	112,112,112,112	0
22	MG	A	1699	1/1	0.20	-	113,113,113,113	0
22	MG	A	1837	1/1	0.10	-	156,156,156,156	0
22	MG	A	1651	1/1	0.20	-	132,132,132,132	0
22	MG	A	1814	1/1	0.26	-	250,250,250,250	0
22	MG	A	1722	1/1	0.12	-	88,88,88,88	0
22	MG	A	1821	1/1	0.15	-	144,144,144,144	0
22	MG	A	1817	1/1	0.41	-	127,127,127,127	0
22	MG	Q	201	1/1	0.18	-	116,116,116,116	0

*Continued on next page...*

*Continued from previous page...*

Mol	Type	Chain	Res	Atoms	RSR	LLDF	B-factors(Å <sup>2</sup> )	Q<0.9
22	MG	A	1628	1/1	0.36	-	89,89,89,89	0
22	MG	A	1752	1/1	0.15	-	122,122,122,122	0
22	MG	A	1666	1/1	0.21	-	120,120,120,120	0
22	MG	A	1818	1/1	0.93	-	129,129,129,129	0
22	MG	A	1827	1/1	0.24	-	140,140,140,140	0
22	MG	A	1704	1/1	0.05	-	178,178,178,178	0
22	MG	A	1712	1/1	0.14	-	182,182,182,182	0
22	MG	A	1690	1/1	0.31	-	179,179,179,179	0
22	MG	A	1694	1/1	0.10	-	133,133,133,133	0
22	MG	A	1800	1/1	0.20	-	126,126,126,126	0
22	MG	A	1784	1/1	1.05	-	149,149,149,149	0
22	MG	A	1661	1/1	0.28	-	154,154,154,154	0
22	MG	A	1739	1/1	0.57	-	116,116,116,116	0
22	MG	A	1749	1/1	0.10	-	111,111,111,111	0
22	MG	A	1762	1/1	0.17	-	118,118,118,118	0
22	MG	A	1625	1/1	0.47	-	61,61,61,61	0
22	MG	A	1632	1/1	0.32	-	113,113,113,113	0
22	MG	D	305	1/1	0.76	-	123,123,123,123	0
23	ZN	N	101	1/1	0.20	-	319,319,319,319	0
22	MG	A	1744	1/1	0.64	-	133,133,133,133	0
22	MG	A	1802	1/1	0.29	-	122,122,122,122	0
22	MG	A	1761	1/1	0.48	-	129,129,129,129	0
22	MG	A	1645	1/1	0.51	-	90,90,90,90	0
22	MG	A	1723	1/1	0.12	-	114,114,114,114	0
22	MG	A	1815	1/1	0.10	-	202,202,202,202	0
22	MG	A	1804	1/1	0.48	-	121,121,121,121	0
22	MG	A	1616	1/1	0.14	-	92,92,92,92	0
22	MG	A	1665	1/1	0.11	-	127,127,127,127	0
23	ZN	D	301	1/1	0.34	-	130,130,130,130	0
22	MG	A	1718	1/1	0.25	-	301,301,301,301	0
22	MG	A	1771	1/1	0.29	-	105,105,105,105	0
22	MG	A	1767	1/1	0.37	-	104,104,104,104	0
22	MG	A	1831	1/1	0.17	-	121,121,121,121	0
22	MG	A	1668	1/1	0.07	-	129,129,129,129	0
22	MG	A	1830	1/1	0.25	-	114,114,114,114	0
22	MG	A	1756	1/1	0.25	-	122,122,122,122	0
22	MG	B	302	1/1	0.26	-	185,185,185,185	0
22	MG	A	1614	1/1	0.15	-	160,160,160,160	0
22	MG	A	1717	1/1	0.22	-	131,131,131,131	0
22	MG	A	1608	1/1	0.13	-	146,146,146,146	0
22	MG	A	1613	1/1	0.04	-	153,153,153,153	0
22	MG	A	1683	1/1	0.24	-	186,186,186,186	0

*Continued on next page...*

*Continued from previous page...*

Mol	Type	Chain	Res	Atoms	RSR	LLDF	B-factors( $\text{\AA}^2$ )	Q<0.9
22	MG	A	1772	1/1	0.91	-	108,108,108,108	0
22	MG	A	1797	1/1	0.54	-	163,163,163,163	0
22	MG	A	1727	1/1	0.14	-	118,118,118,118	0
22	MG	A	1698	1/1	0.24	-	99,99,99,99	0
22	MG	A	1793	1/1	0.17	-	176,176,176,176	0
22	MG	A	1715	1/1	0.10	-	114,114,114,114	0
22	MG	A	1621	1/1	0.39	-	143,143,143,143	0
22	MG	A	1740	1/1	0.51	-	86,86,86,86	0
22	MG	A	1823	1/1	0.28	-	123,123,123,123	0
22	MG	A	1757	1/1	0.46	-	102,102,102,102	0
22	MG	A	1635	1/1	0.51	-	221,221,221,221	0
22	MG	A	1813	1/1	0.13	-	264,264,264,264	0
22	MG	A	1673	1/1	0.10	-	141,141,141,141	0
22	MG	C	303	1/1	0.12	-	175,175,175,175	0
22	MG	A	1775	1/1	0.57	-	132,132,132,132	0
22	MG	A	1836	1/1	0.23	-	109,109,109,109	0
22	MG	A	1649	1/1	0.44	-	165,165,165,165	0
22	MG	A	1781	1/1	0.23	-	123,123,123,123	0
22	MG	A	1824	1/1	0.46	-	127,127,127,127	0
22	MG	A	1776	1/1	0.43	-	98,98,98,98	0
22	MG	A	1601	1/1	0.30	-	132,132,132,132	0
22	MG	L	201	1/1	0.45	-	140,140,140,140	0
22	MG	A	1755	1/1	0.35	-	139,139,139,139	0
22	MG	A	1692	1/1	0.11	-	131,131,131,131	0
22	MG	A	1602	1/1	0.51	-	152,152,152,152	0
22	MG	A	1671	1/1	0.15	-	119,119,119,119	0
22	MG	A	1786	1/1	0.12	-	174,174,174,174	0
22	MG	A	1724	1/1	0.12	-	132,132,132,132	0
22	MG	A	1641	1/1	0.14	-	80,80,80,80	0
22	MG	A	1631	1/1	0.21	-	123,123,123,123	0
22	MG	A	1750	1/1	0.45	-	149,149,149,149	0
22	MG	A	1604	1/1	0.23	-	137,137,137,137	0
22	MG	C	301	1/1	0.14	-	139,139,139,139	0
22	MG	A	1707	1/1	0.19	-	143,143,143,143	0
22	MG	A	1639	1/1	0.28	-	105,105,105,105	0
22	MG	A	1763	1/1	0.18	-	90,90,90,90	0
22	MG	A	1798	1/1	0.34	-	108,108,108,108	0
22	MG	A	1807	1/1	0.25	-	106,106,106,106	0
22	MG	A	1684	1/1	0.16	-	145,145,145,145	0
22	MG	P	102	1/1	0.32	-	119,119,119,119	0
22	MG	A	1801	1/1	0.59	-	142,142,142,142	0
22	MG	A	1696	1/1	0.35	-	174,174,174,174	0

*Continued on next page...*

*Continued from previous page...*

Mol	Type	Chain	Res	Atoms	RSR	LLDF	B-factors( $\text{\AA}^2$ )	Q<0.9
22	MG	A	1816	1/1	0.36	-	149,149,149,149	0
22	MG	A	1753	1/1	0.18	-	138,138,138,138	0
22	MG	A	1659	1/1	0.19	-	112,112,112,112	0
22	MG	A	1689	1/1	0.23	-	270,270,270,270	0
22	MG	A	1705	1/1	0.14	-	157,157,157,157	0
22	MG	A	1782	1/1	0.33	-	148,148,148,148	0
22	MG	A	1743	1/1	0.40	-	104,104,104,104	0
22	MG	A	1834	1/1	0.19	-	146,146,146,146	0
22	MG	A	1664	1/1	0.30	-	115,115,115,115	0
22	MG	A	1623	1/1	0.16	-	91,91,91,91	0
22	MG	A	1785	1/1	0.75	-	82,82,82,82	0
22	MG	A	1735	1/1	0.29	-	112,112,112,112	0
22	MG	A	1703	1/1	0.66	-	120,120,120,120	0
22	MG	A	1606	1/1	0.11	-	101,101,101,101	0
22	MG	A	1732	1/1	0.70	-	138,138,138,138	0
22	MG	E	201	1/1	0.10	-	146,146,146,146	0
22	MG	A	1662	1/1	0.25	-	151,151,151,151	0
22	MG	A	1805	1/1	0.61	-	138,138,138,138	0
22	MG	A	1675	1/1	0.13	-	143,143,143,143	0
22	MG	A	1738	1/1	0.52	-	122,122,122,122	0
22	MG	A	1838	1/1	0.90	-	144,144,144,144	0
22	MG	A	1634	1/1	0.62	-	124,124,124,124	0
22	MG	A	1701	1/1	0.18	-	134,134,134,134	0
22	MG	A	1788	1/1	0.26	-	115,115,115,115	0
22	MG	A	1778	1/1	0.26	-	136,136,136,136	0
22	MG	A	1714	1/1	0.33	-	146,146,146,146	0
22	MG	A	1672	1/1	0.12	-	164,164,164,164	0
22	MG	F	201	1/1	0.24	-	134,134,134,134	0
22	MG	A	1809	1/1	0.12	-	133,133,133,133	0
22	MG	D	304	1/1	0.12	-	112,112,112,112	0
22	MG	A	1636	1/1	0.24	-	203,203,203,203	0
22	MG	A	1769	1/1	0.67	-	145,145,145,145	0
22	MG	A	1766	1/1	0.20	-	134,134,134,134	0
22	MG	A	1720	1/1	0.39	-	150,150,150,150	0
22	MG	A	1674	1/1	0.30	-	155,155,155,155	0
22	MG	A	1811	1/1	0.12	-	165,165,165,165	0
22	MG	A	1655	1/1	0.23	-	74,74,74,74	0
22	MG	C	302	1/1	0.72	-	172,172,172,172	0
22	MG	A	1789	1/1	0.46	-	134,134,134,134	0
22	MG	D	303	1/1	0.26	-	122,122,122,122	0
22	MG	A	1754	1/1	0.60	-	130,130,130,130	0
22	MG	A	1713	1/1	0.17	-	122,122,122,122	0

*Continued on next page...*

*Continued from previous page...*

Mol	Type	Chain	Res	Atoms	RSR	LLDF	B-factors( $\text{\AA}^2$ )	Q<0.9
22	MG	A	1796	1/1	0.08	-	98,98,98,98	0
22	MG	A	1791	1/1	0.33	-	147,147,147,147	0
22	MG	A	1730	1/1	0.24	-	124,124,124,124	0
22	MG	A	1710	1/1	0.32	-	208,208,208,208	0
22	MG	A	1708	1/1	0.16	-	152,152,152,152	0
22	MG	A	1676	1/1	0.18	-	153,153,153,153	0
22	MG	A	1736	1/1	0.35	-	121,121,121,121	0
22	MG	A	1678	1/1	0.11	-	98,98,98,98	0
22	MG	A	1697	1/1	0.10	-	183,183,183,183	0
22	MG	A	1826	1/1	0.34	-	104,104,104,104	0
22	MG	A	1657	1/1	0.17	-	170,170,170,170	0
22	MG	A	1745	1/1	0.40	-	132,132,132,132	0
22	MG	A	1629	1/1	0.15	-	208,208,208,208	0
22	MG	A	1627	1/1	0.60	-	98,98,98,98	0
22	MG	A	1758	1/1	0.75	-	139,139,139,139	0
22	MG	A	1820	1/1	0.29	-	148,148,148,148	0
22	MG	A	1658	1/1	0.18	-	92,92,92,92	0
22	MG	A	1642	1/1	0.19	-	119,119,119,119	0
22	MG	A	1617	1/1	0.25	-	84,84,84,84	0
22	MG	A	1742	1/1	0.40	-	108,108,108,108	0
22	MG	A	1780	1/1	0.14	-	136,136,136,136	0
22	MG	A	1794	1/1	1.18	-	150,150,150,150	0
22	MG	A	1706	1/1	0.40	-	148,148,148,148	0
22	MG	A	1783	1/1	0.23	-	142,142,142,142	0
22	MG	A	1777	1/1	0.44	-	94,94,94,94	0
22	MG	A	1670	1/1	0.43	-	108,108,108,108	0
22	MG	A	1737	1/1	0.28	-	145,145,145,145	0
22	MG	A	1819	1/1	0.36	-	132,132,132,132	0
22	MG	A	1667	1/1	0.23	-	102,102,102,102	0
22	MG	A	1640	1/1	0.38	-	202,202,202,202	0
22	MG	A	1765	1/1	0.41	-	113,113,113,113	0
22	MG	A	1728	1/1	0.14	-	150,150,150,150	0
22	MG	A	1609	1/1	0.28	-	106,106,106,106	0
22	MG	A	1612	1/1	0.08	-	194,194,194,194	0
22	MG	A	1646	1/1	0.06	-	84,84,84,84	0
22	MG	A	1746	1/1	0.39	-	91,91,91,91	0
22	MG	A	1822	1/1	0.42	-	136,136,136,136	0
22	MG	A	1748	1/1	0.24	-	116,116,116,116	0
22	MG	A	1680	1/1	0.10	-	275,275,275,275	0
22	MG	A	1615	1/1	0.06	-	123,123,123,123	0
22	MG	A	1653	1/1	0.19	-	114,114,114,114	0
22	MG	A	1806	1/1	0.32	-	157,157,157,157	0

*Continued on next page...*

*Continued from previous page...*

Mol	Type	Chain	Res	Atoms	RSR	LLDF	B-factors( $\text{\AA}^2$ )	Q<0.9
22	MG	A	1825	1/1	0.22	-	132,132,132,132	0
22	MG	A	1719	1/1	0.20	-	267,267,267,267	0
22	MG	A	1810	1/1	0.54	-	150,150,150,150	0
22	MG	A	1644	1/1	0.22	-	105,105,105,105	0
22	MG	A	1687	1/1	0.97	-	130,130,130,130	0
22	MG	A	1637	1/1	0.16	-	85,85,85,85	0
22	MG	A	1654	1/1	0.07	-	126,126,126,126	0
22	MG	A	1693	1/1	0.73	-	176,176,176,176	0
22	MG	A	1618	1/1	0.36	-	123,123,123,123	0
22	MG	A	1790	1/1	0.19	-	130,130,130,130	0
22	MG	A	1702	1/1	0.09	-	143,143,143,143	0
22	MG	D	302	1/1	0.61	-	109,109,109,109	0
22	MG	A	1663	1/1	0.16	-	102,102,102,102	0
22	MG	A	1652	1/1	0.09	-	93,93,93,93	0
22	MG	A	1770	1/1	0.23	-	100,100,100,100	0
22	MG	A	1835	1/1	0.26	-	149,149,149,149	0
22	MG	A	1828	1/1	1.23	-	154,154,154,154	0
22	MG	A	1677	1/1	0.19	-	130,130,130,130	0
22	MG	A	1630	1/1	0.29	-	123,123,123,123	0
22	MG	A	1605	1/1	1.03	-	109,109,109,109	0
22	MG	A	1633	1/1	0.12	-	112,112,112,112	0
22	MG	A	1726	1/1	0.26	-	341,341,341,341	0
22	MG	A	1650	1/1	0.25	-	121,121,121,121	0
22	MG	A	1611	1/1	0.24	-	90,90,90,90	0
22	MG	A	1751	1/1	0.28	-	125,125,125,125	0
22	MG	A	1725	1/1	0.52	-	115,115,115,115	0
22	MG	A	1832	1/1	0.16	-	118,118,118,118	0
22	MG	A	1691	1/1	0.26	-	128,128,128,128	0
22	MG	A	1688	1/1	0.12	-	169,169,169,169	0
22	MG	A	1603	1/1	0.24	-	121,121,121,121	0
22	MG	A	1803	1/1	0.14	-	160,160,160,160	0
22	MG	A	1774	1/1	0.17	-	167,167,167,167	0
22	MG	A	1648	1/1	0.47	-	226,226,226,226	0
22	MG	A	1624	1/1	0.60	-	124,124,124,124	0
22	MG	A	1764	1/1	0.30	-	126,126,126,126	0
22	MG	A	1833	1/1	0.09	-	112,112,112,112	0
22	MG	A	1643	1/1	0.34	-	111,111,111,111	0
22	MG	A	1711	1/1	0.09	-	101,101,101,101	0
22	MG	A	1656	1/1	0.18	-	124,124,124,124	0
22	MG	A	1768	1/1	0.34	-	92,92,92,92	0
22	MG	A	1610	1/1	0.19	-	111,111,111,111	0
22	MG	A	1695	1/1	0.19	-	167,167,167,167	0

*Continued on next page...*

*Continued from previous page...*

Mol	Type	Chain	Res	Atoms	RSR	LLDF	B-factors( $\text{\AA}^2$ )	Q<0.9
22	MG	A	1626	1/1	0.21	-	172,172,172,172	0
22	MG	A	1660	1/1	0.11	-	122,122,122,122	0
22	MG	A	1812	1/1	0.10	-	228,228,228,228	0
22	MG	A	1747	1/1	0.26	-	138,138,138,138	0
22	MG	A	1700	1/1	0.22	-	129,129,129,129	0
22	MG	P	101	1/1	0.42	-	86,86,86,86	0
22	MG	A	1779	1/1	0.21	-	115,115,115,115	0

## 6.5 Other polymers

There are no such residues in this entry.