



# Full wwPDB X-ray Structure Validation Report

Feb 26, 2014 – 11:39 PM GMT

PDB ID : 4DV4  
Title : Crystal structure of the Thermus thermophilus 30S ribosomal subunit with a 16S rRNA mutation, A914G  
Authors : Demirci, H.; Murphy IV, F.; Murphy, E.; Gregory, S.T.; Dahlberg, A.E.; Jogl, G.  
Deposited on : 2012-02-22  
Resolution : 3.65 Å(reported)

This is a full wwPDB validation report for a publicly released PDB entry.  
We welcome your comments at [validation@mail.wwpdb.org](mailto:validation@mail.wwpdb.org)  
A user guide is available at <http://wwpdb.org/ValidationPDFNotes.html>

---

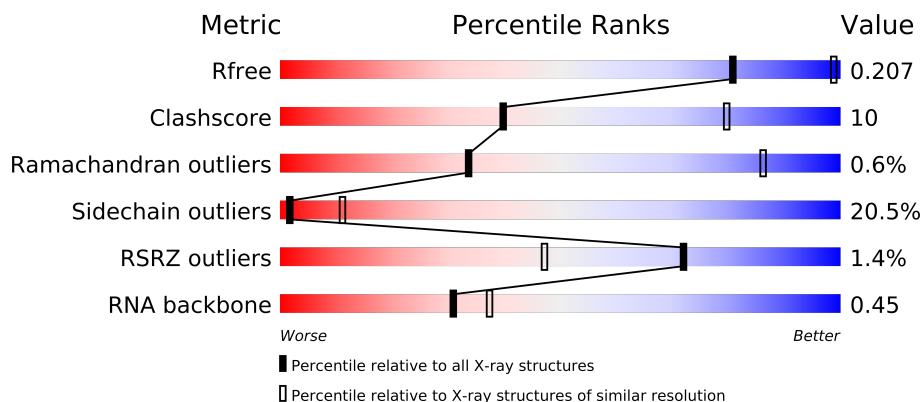
The following versions of software and data (see [references](#)) were used in the production of this report:

MolProbity : 4.02b-467  
Mogul : 1.15 2013  
Xtriage (Phenix) : dev-1323  
EDS : stable22639  
Percentile statistics : 21963  
Refmac : 5.8.0049  
CCP4 : 6.3.0 (Settle)  
Ideal geometry (proteins) : Engh & Huber (2001)  
Ideal geometry (DNA, RNA) : Parkinson et. al. (1996)  
Validation Pipeline (wwPDB-VP) : stable22683

# 1 Overall quality at a glance

The reported resolution of this entry is 3.65 Å.

Percentile scores (ranging between 0-100) for global validation metrics of the entry are shown in the following graphic. The table shows the number of entries on which the scores are based.












Metric	Whole archive (#Entries)	Similar resolution (#Entries, resolution range(Å))
$R_{free}$	66092	1021 (3.94-3.38)
Clashscore	79885	1025 (3.90-3.42)
Ramachandran outliers	78287	1195 (3.92-3.40)
Sidechain outliers	78261	1193 (3.92-3.40)
RSRZ outliers	66119	1021 (3.94-3.38)
RNA backbone	1838	1008 (4.52-2.80)

The table below summarises the geometric issues observed across the polymeric chains and their fit to the electron density. The red, orange, yellow and green segments on the lower bar indicate the fraction of residues that contain outliers for  $\geq 3$ , 2, 1 and 0 types of geometric quality criteria. The upper red bar (where present) indicates the fraction of residues that have poor fit to the electron density.

Mol	Chain	Length	Quality of chain
1	A	1522	
2	B	256	
3	C	239	
4	D	209	
5	E	162	
6	F	101	
7	G	156	
8	H	138	
9	I	128	
10	J	105	
11	K	129	
12	L	135	

Continued on next page...

*Continued from previous page...*

Mol	Chain	Length	Quality of chain
13	M	126	
14	N	61	
15	O	89	
16	P	88	
17	Q	105	
18	R	88	
19	S	93	
20	T	106	
21	U	27	

## 2 Entry composition

There are 24 unique types of molecules in this entry. The entry contains 52434 atoms, of which 0 are hydrogen and 0 are deuterium.

In the tables below, the ZeroOcc column contains the number of atoms modelled with zero occupancy, the AltConf column contains the number of residues with at least one atom in alternate conformation and the Trace column contains the number of residues modelled with at most 2 atoms.

- Molecule 1 is a RNA chain called 16S rRNA.

Mol	Chain	Residues	Atoms					ZeroOcc	AltConf	Trace
1	A	1512	Total	C	N	O	P	0	6	0
			32645	14540	6039	10548	1518			

There are 3 discrepancies between the modelled and reference sequences:

Chain	Residue	Modelled	Actual	Comment	Reference
A	914	G	A	ENGINEERED MUTATION	GB M26923.1
A	1534	C	A	CONFLICT	GB M26923.1
A	1535	A	C	CONFLICT	GB M26923.1

- Molecule 2 is a protein called ribosomal protein S2.

Mol	Chain	Residues	Atoms					ZeroOcc	AltConf	Trace
2	B	234	Total	C	N	O	S	0	0	0
			1900	1213	341	341	5			

- Molecule 3 is a protein called ribosomal protein S3.

Mol	Chain	Residues	Atoms					ZeroOcc	AltConf	Trace
3	C	206	Total	C	N	O	S	0	0	0
			1612	1016	314	281	1			

- Molecule 4 is a protein called ribosomal protein S4.

Mol	Chain	Residues	Atoms					ZeroOcc	AltConf	Trace
4	D	208	Total	C	N	O	S	0	0	0
			1703	1066	339	291	7			

- Molecule 5 is a protein called ribosomal protein S5.

Mol	Chain	Residues	Atoms					ZeroOcc	AltConf	Trace
5	E	150	Total	C	N	O	S	0	0	0
			1146	724	217	201	4			

- Molecule 6 is a protein called ribosomal protein S6.

Mol	Chain	Residues	Atoms					ZeroOcc	AltConf	Trace
6	F	101	Total	C	N	O	S	0	0	0
			843	531	155	154	3			

- Molecule 7 is a protein called ribosomal protein S7.

Mol	Chain	Residues	Atoms					ZeroOcc	AltConf	Trace
7	G	155	Total	C	N	O	S	0	0	0
			1257	781	252	218	6			

- Molecule 8 is a protein called ribosomal protein S8.

Mol	Chain	Residues	Atoms					ZeroOcc	AltConf	Trace
8	H	138	Total	C	N	O	S	0	0	0
			1116	705	215	193	3			

- Molecule 9 is a protein called ribosomal protein S9.

Mol	Chain	Residues	Atoms				ZeroOcc	AltConf	Trace
9	I	127	Total	C	N	O	0	0	0
			1010	639	197	174			

- Molecule 10 is a protein called ribosomal protein S10.

Mol	Chain	Residues	Atoms					ZeroOcc	AltConf	Trace
10	J	98	Total	C	N	O	S	0	0	0
			792	498	156	137	1			

- Molecule 11 is a protein called ribosomal protein S11.

Mol	Chain	Residues	Atoms					ZeroOcc	AltConf	Trace
11	K	116	Total	C	N	O	S	0	0	0
			864	537	164	160	3			

- Molecule 12 is a protein called ribosomal protein S12.

Mol	Chain	Residues	Atoms					ZeroOcc	AltConf	Trace
12	L	124	Total	C	N	O	S	0	0	0
			972	612	195	163	2			

- Molecule 13 is a protein called ribosomal protein S13.

Mol	Chain	Residues	Atoms					ZeroOcc	AltConf	Trace
13	M	118	Total	C	N	O	S	0	0	0
			937	579	193	163	2			

- Molecule 14 is a protein called ribosomal protein S14.

Mol	Chain	Residues	Atoms					ZeroOcc	AltConf	Trace
14	N	60	Total	C	N	O	S	0	0	0
			492	312	104	72	4			

- Molecule 15 is a protein called ribosomal protein S15.

Mol	Chain	Residues	Atoms					ZeroOcc	AltConf	Trace
15	O	87	Total	C	N	O	S	0	0	0
			729	457	146	124	2			

- Molecule 16 is a protein called ribosomal protein S16.

Mol	Chain	Residues	Atoms					ZeroOcc	AltConf	Trace
16	P	83	Total	C	N	O	S	0	0	0
			700	443	139	117	1			

- Molecule 17 is a protein called ribosomal protein S17.

Mol	Chain	Residues	Atoms					ZeroOcc	AltConf	Trace
17	Q	99	Total	C	N	O	S	0	0	0
			823	528	152	141	2			

There is a discrepancy between the modelled and reference sequences:

Chain	Residue	Modelled	Actual	Comment	Reference
Q	96	GLN	GLU	CONFLICT	UNP Q5SHP7

- Molecule 18 is a protein called ribosomal protein S18.

Mol	Chain	Residues	Atoms				ZeroOcc	AltConf	Trace
18	R	70	Total	C	N	O	0	0	0
			574	367	112	95			

- Molecule 19 is a protein called ribosomal protein S19.

Mol	Chain	Residues	Atoms					ZeroOcc	AltConf	Trace
19	S	80	Total	C	N	O	S	0	0	0
			647	414	119	112	2			

- Molecule 20 is a protein called ribosomal protein S20.

Mol	Chain	Residues	Atoms					ZeroOcc	AltConf	Trace
20	T	99	Total	C	N	O	S	0	0	0
			763	470	162	129	2			

- Molecule 21 is a protein called ribosomal protein THX.

Mol	Chain	Residues	Atoms				ZeroOcc	AltConf	Trace
21	U	24	Total	C	N	O	0	0	0
			208	128	50	30			

- Molecule 22 is MAGNESIUM ION (three-letter code: MG) (formula: Mg).

Mol	Chain	Residues	Atoms		ZeroOcc	AltConf
22	P	3	Total	Mg	0	0
			3	3		
22	J	2	Total	Mg	0	0
			2	2		
22	Q	2	Total	Mg	0	0
			2	2		
22	D	3	Total	Mg	0	0
			3	3		
22	E	1	Total	Mg	0	0
			1	1		
22	B	2	Total	Mg	0	0
			2	2		
22	C	2	Total	Mg	0	0
			2	2		
22	A	268	Total	Mg	0	0
			268	268		
22	N	1	Total	Mg	0	0
			1	1		

*Continued on next page...*

*Continued from previous page...*

Mol	Chain	Residues	Atoms		ZeroOcc	AltConf
22	S	1	Total 1	Mg 1	0	0
22	F	1	Total 1	Mg 1	0	0
22	M	1	Total 1	Mg 1	0	0

- Molecule 23 is ZINC ION (three-letter code: ZN) (formula: Zn).

Mol	Chain	Residues	Atoms		ZeroOcc	AltConf
23	D	1	Total 1	Zn 1	0	0
23	N	1	Total 1	Zn 1	0	0

- Molecule 24 is water.

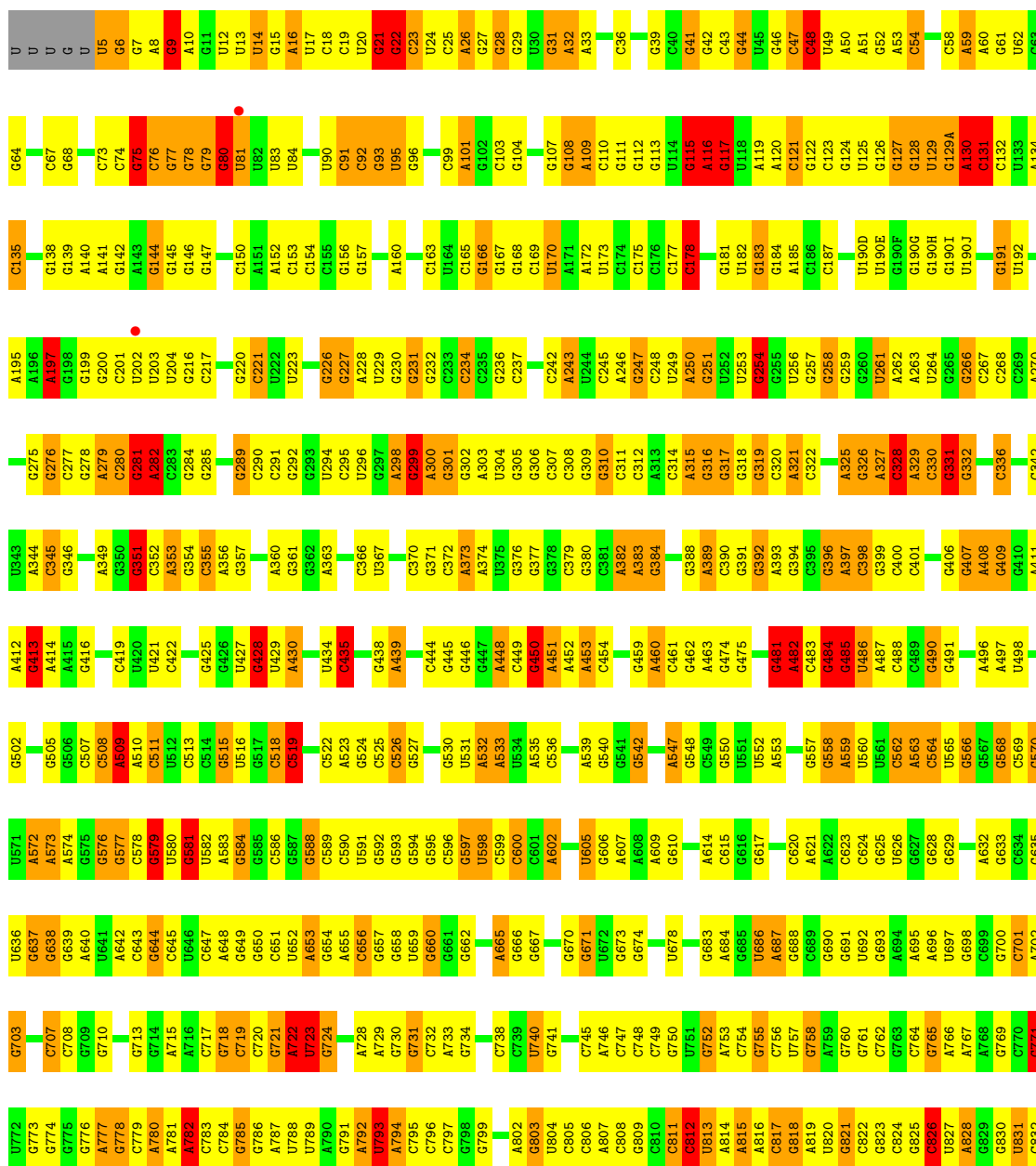
Mol	Chain	Residues	Atoms		ZeroOcc	AltConf
24	A	383	Total 383	O 383	0	0
24	E	3	Total 3	O 3	0	0
24	G	2	Total 2	O 2	0	0
24	I	1	Total 1	O 1	0	0
24	J	3	Total 3	O 3	0	0
24	L	1	Total 1	O 1	0	0
24	M	7	Total 7	O 7	0	0
24	N	2	Total 2	O 2	0	0
24	P	8	Total 8	O 8	0	0
24	Q	1	Total 1	O 1	0	0
24	T	1	Total 1	O 1	0	0

### 3 Residue-property plots

These plots are drawn for all protein, RNA and DNA chains in the entry. The first graphic for a chain summarises the proportions of errors displayed in the second graphic. The second graphic shows the sequence view annotated by issues in geometry and electron density. Residues are color-coded according to the number of geometric quality criteria for which they contain at least one outlier: green = 0, yellow = 1, orange = 2 and red = 3 or more. A red dot above a residue indicates a poor fit to the electron density ( $RSRZ > 2$ ). Stretches of 2 or more consecutive residues without any outlier are shown as a green connector. Residues present in the sample, but not in the model, are shown in grey.

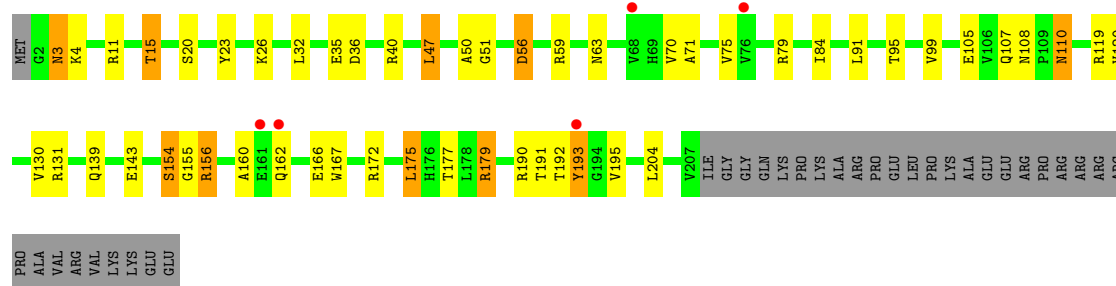
#### • Molecule 1: 16S rRNA

Chain A: 



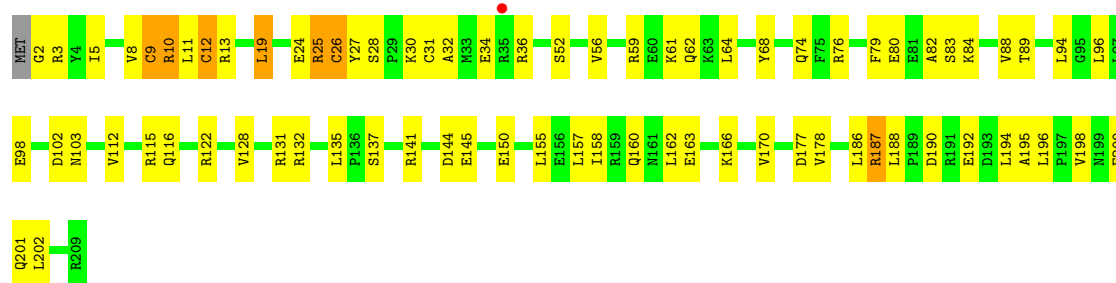


Chain C:



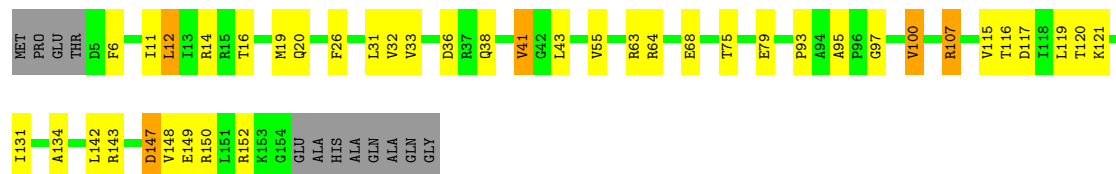
- Molecule 4: ribosomal protein S4

Chain D:



- Molecule 5: ribosomal protein S5

Chain E:



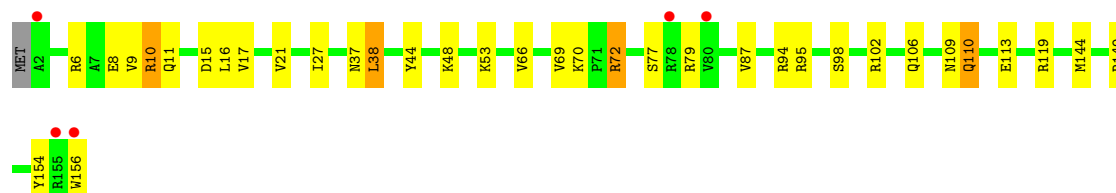
- Molecule 6: ribosomal protein S6

Chain F:



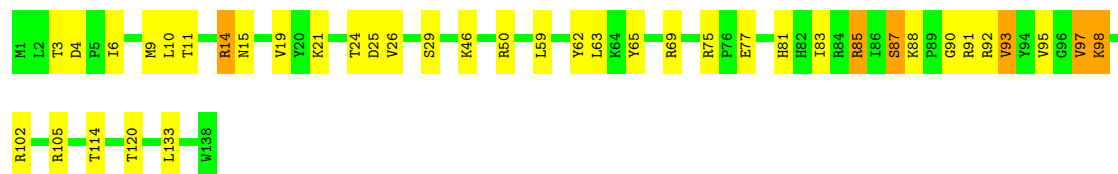
- Molecule 7: ribosomal protein S7

Chain G:



- Molecule 8: ribosomal protein S8

Chain H: 



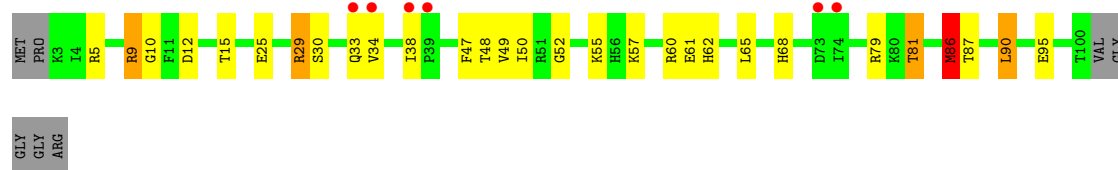
- Molecule 9: ribosomal protein S9

Chain I: 



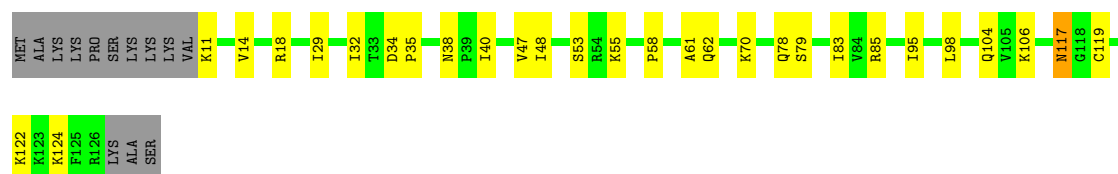
- Molecule 10: ribosomal protein S10

Chain J: 



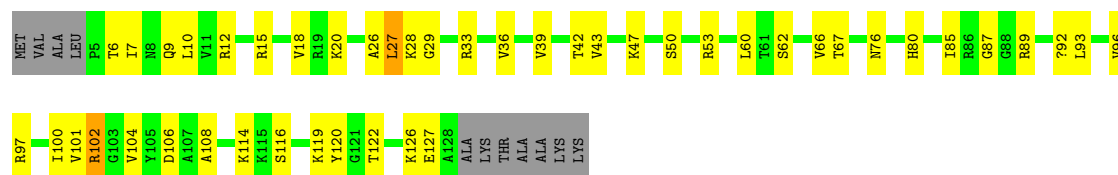
- Molecule 11: ribosomal protein S11

Chain K: 



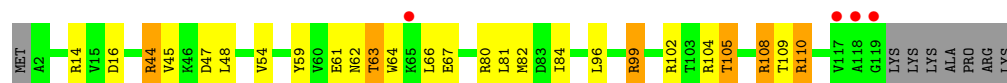
- Molecule 12: ribosomal protein S12

Chain L: 



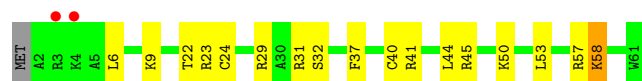
- Molecule 13: ribosomal protein S13

Chain M: 



- Molecule 14: ribosomal protein S14

Chain N: 



- Molecule 15: ribosomal protein S15

Chain O: 



- Molecule 16: ribosomal protein S16

Chain P: 



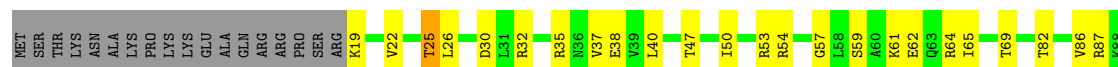
- Molecule 17: ribosomal protein S17

Chain Q: 



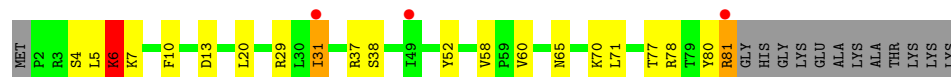
- Molecule 18: ribosomal protein S18

Chain R: 



- Molecule 19: ribosomal protein S19

Chain S: 



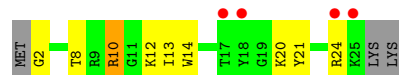
- Molecule 20: ribosomal protein S20

Chain T: 



- Molecule 21: ribosomal protein THX

Chain U: 



## 4 Data and refinement statistics

Property	Value	Source
Space group	P 41 21 2	Depositor
Cell constants a, b, c, $\alpha$ , $\beta$ , $\gamma$	402.64Å 402.64Å 174.75Å 90.00° 90.00° 90.00°	Depositor
Resolution (Å)	34.66 – 3.65 34.66 – 3.65	Depositor EDS
% Data completeness (in resolution range)	98.2 (34.66-3.65) 98.0 (34.66-3.65)	Depositor EDS
$R_{merge}$	0.08	Depositor
$R_{sym}$	(Not available)	Depositor
$\langle I/\sigma(I) \rangle$ <sup>1</sup>	1.80 (at 3.66Å)	Xtriage
Refinement program	PHENIX (phenix.refine: dev_978)	Depositor
R, $R_{free}$	0.153 , 0.208 0.151 , 0.207	Depositor DCC
$R_{free}$ test set	7723 reflections (4.99%)	DCC
Wilson B-factor (Å <sup>2</sup> )	138.2	Xtriage
Anisotropy	0.202	Xtriage
Bulk solvent $k_{sol}$ (e/Å <sup>3</sup> ), $B_{sol}$ (Å <sup>2</sup> )	0.23 , 107.9	EDS
Estimated twinning fraction	No twinning to report.	Xtriage
L-test for twinning	$\langle  L  \rangle = 0.47$ , $\langle L^2 \rangle = 0.30$	Xtriage
Outliers	0 of 155211 reflections	Xtriage
$F_o, F_c$ correlation	0.96	EDS
Total number of atoms	52434	wwPDB-VP
Average B, all atoms (Å <sup>2</sup> )	168.0	wwPDB-VP

Xtriage's analysis on translational NCS is as follows: *The largest off-origin peak in the Patterson function is 1.89% of the height of the origin peak. No significant pseudotranslation is detected.*

<sup>1</sup>Intensities estimated from amplitudes.

## 5 Model quality ⓘ

### 5.1 Standard geometry ⓘ

Bond lengths and bond angles in the following residue types are not validated in this section: ZN, MA6, 0TD, MG, 2MG, 5MC, UR3, 4OC, M2G, 7MG, PSU

The Z score for a bond length (or angle) is the number of standard deviations the observed value is removed from the expected value. A bond length (or angle) with  $|Z| > 5$  is considered an outlier worth inspection. RMSZ is the root-mean-square of all Z scores of the bond lengths (or angles).

Mol	Chain	Bond lengths		Bond angles	
		RMSZ	# Z  >5	RMSZ	# Z  >5
1	A	1.22	174/36140 (0.5%)	1.94	1937/56398 (3.4%)
2	B	0.81	2/1935 (0.1%)	0.96	4/2609 (0.2%)
3	C	0.62	0/1636	0.81	0/2205
4	D	0.77	1/1733 (0.1%)	1.00	5/2318 (0.2%)
5	E	0.97	1/1162 (0.1%)	1.12	5/1564 (0.3%)
6	F	0.69	0/856	0.83	2/1154 (0.2%)
7	G	0.68	0/1276	0.90	1/1709 (0.1%)
8	H	1.03	0/1136	1.12	2/1527 (0.1%)
9	I	0.56	0/1029	0.81	0/1379
10	J	0.63	0/805	0.87	1/1082 (0.1%)
11	K	0.83	1/879 (0.1%)	0.98	2/1187 (0.2%)
12	L	0.82	0/977	1.10	2/1306 (0.2%)
13	M	0.63	0/947	0.83	0/1270
14	N	0.65	0/501	0.87	0/664
15	O	0.81	0/740	1.02	2/987 (0.2%)
16	P	0.88	0/716	1.10	3/963 (0.3%)
17	Q	1.03	0/836	1.15	4/1117 (0.4%)
18	R	0.81	0/579	0.96	0/768
19	S	0.61	0/661	0.81	1/890 (0.1%)
20	T	0.80	0/765	1.07	2/1007 (0.2%)
21	U	0.58	0/212	0.91	0/277
All	All	1.09	179/55521 (0.3%)	1.69	1973/82381 (2.4%)

Chiral center outliers are detected by calculating the chiral volume of a chiral center and verifying if the center is modelled as a planar moiety or with the opposite hand. A planarity outlier is detected by checking planarity of atoms in a peptide group, atoms in a mainchain group or atoms of a sidechain that are expected to be planar.

Mol	Chain	#Chirality outliers	#Planarity outliers
2	B	0	1
4	D	0	1

*Continued on next page...*

*Continued from previous page...*

Mol	Chain	#Chirality outliers	#Planarity outliers
7	G	0	1
8	H	0	1
10	J	0	2
12	L	0	2
13	M	0	1
15	O	0	1
18	R	0	1
20	T	0	2
All	All	0	13

All (179) bond length outliers are listed below:

Mol	Chain	Res	Type	Atoms	Z	Observed(Å)	Ideal(Å)
1	A	279	A	N9-C4	-13.57	1.29	1.37
1	A	300	A	N3-C4	-9.42	1.29	1.34
1	A	1442	G	N9-C4	9.30	1.45	1.38
1	A	301	G	C6-N1	-9.24	1.33	1.39
1	A	822	C	N1-C6	-8.85	1.31	1.37
4	D	12	CYS	CB-SG	8.85	1.97	1.82
1	A	1525	G	N1-C2	-8.58	1.30	1.37
1	A	938	A	N3-C4	-8.45	1.29	1.34
1	A	1502	A	C5-C6	-8.40	1.33	1.41
1	A	279	A	N7-C5	-8.29	1.34	1.39
1	A	574	A	N9-C4	-8.05	1.33	1.37
1	A	279	A	N3-C4	-8.03	1.30	1.34
1	A	569	C	N3-C4	-7.91	1.28	1.33
1	A	569	C	N1-C6	-7.78	1.32	1.37
1	A	816	A	N9-C4	-7.62	1.33	1.37
1	A	300	A	N9-C4	-7.62	1.33	1.37
1	A	817	C	N1-C6	-7.47	1.32	1.37
1	A	1504	G	N7-C5	-7.47	1.34	1.39
1	A	1501	C	N3-C4	-7.43	1.28	1.33
1	A	1377	A	N9-C4	-7.38	1.33	1.37
1	A	1500	A	C6-N1	-7.36	1.30	1.35
1	A	833	U	C4-O4	7.33	1.29	1.23
1	A	1103	C	N1-C6	-7.24	1.32	1.37
1	A	1514	C	N1-C6	-7.19	1.32	1.37
1	A	298	A	N3-C4	-7.19	1.30	1.34
1	A	107	G	C5-C6	-7.18	1.35	1.42
1	A	109	A	N9-C4	-7.18	1.33	1.37
1	A	797	C	N1-C6	-7.16	1.32	1.37
1	A	1509	C	N3-C4	-7.14	1.28	1.33

*Continued on next page...*

*Continued from previous page...*

Mol	Chain	Res	Type	Atoms	Z	Observed(Å)	Ideal(Å)
1	A	869	G	C8-N7	-7.13	1.26	1.30
1	A	1442	G	N3-C4	7.10	1.40	1.35
1	A	856	C	N1-C6	-7.08	1.32	1.37
1	A	938	A	N9-C4	-7.05	1.33	1.37
1	A	946	A	C6-N1	-7.02	1.30	1.35
1	A	559	A	C6-N1	-6.99	1.30	1.35
1	A	1524	C	N1-C6	-6.95	1.32	1.37
1	A	780	A	N9-C4	-6.91	1.33	1.37
1	A	1526	G	C5-C4	-6.87	1.33	1.38
1	A	572	A	C6-N1	-6.86	1.30	1.35
1	A	574	A	N3-C4	-6.81	1.30	1.34
1	A	586	C	N1-C6	-6.78	1.33	1.37
1	A	1501	C	N1-C6	-6.76	1.33	1.37
1	A	1377	A	N3-C4	-6.73	1.30	1.34
1	A	729	A	N7-C5	-6.71	1.35	1.39
1	A	946	A	N3-C4	-6.71	1.30	1.34
1	A	779	C	N1-C6	-6.70	1.33	1.37
1	A	880	C	N1-C6	-6.62	1.33	1.37
1	A	328	C	N1-C6	-6.61	1.33	1.37
1	A	1064	G	N9-C4	-6.60	1.32	1.38
1	A	301	G	N3-C4	-6.58	1.30	1.35
1	A	482	A	N7-C5	-6.57	1.35	1.39
1	A	1502	A	N7-C5	-6.56	1.35	1.39
1	A	875	C	N1-C6	-6.54	1.33	1.37
1	A	266	G	N9-C4	-6.45	1.32	1.38
1	A	300	A	N7-C5	-6.45	1.35	1.39
11	K	119	CYS	CB-SG	-6.44	1.71	1.82
1	A	124	G	N3-C4	-6.41	1.30	1.35
1	A	889	A	N3-C4	-6.37	1.31	1.34
1	A	327	A	N7-C5	-6.37	1.35	1.39
1	A	308	C	N1-C6	-6.34	1.33	1.37
1	A	766	A	N3-C4	-6.33	1.31	1.34
1	A	572	A	N3-C4	-6.31	1.31	1.34
1	A	860	A	N3-C4	-6.28	1.31	1.34
1	A	1500	A	N3-C4	-6.27	1.31	1.34
1	A	243	A	C5-C6	-6.25	1.35	1.41
1	A	1064	G	N3-C4	-6.25	1.31	1.35
1	A	602	A	N9-C4	-6.23	1.34	1.37
1	A	451	A	N9-C4	-6.21	1.34	1.37
1	A	124	G	C6-N1	-6.17	1.35	1.39
1	A	753	A	N3-C4	-6.14	1.31	1.34
1	A	864	A	N7-C5	-6.12	1.35	1.39

*Continued on next page...*

*Continued from previous page...*

Mol	Chain	Res	Type	Atoms	Z	Observed(Å)	Ideal(Å)
1	A	572	A	C5-C4	-6.12	1.34	1.38
1	A	758	G	C5-C6	-6.05	1.36	1.42
1	A	797	C	N3-C4	-6.04	1.29	1.33
1	A	1076	C	N1-C6	-6.03	1.33	1.37
1	A	1077	G	N9-C8	-6.03	1.33	1.37
1	A	642	A	N9-C4	-6.03	1.34	1.37
1	A	120	A	N9-C4	-6.02	1.34	1.37
1	A	654	G	C5-C6	-6.00	1.36	1.42
1	A	915	A	N9-C4	-5.98	1.34	1.37
1	A	868	C	N3-C4	-5.98	1.29	1.33
1	A	872	A	P-O5'	-5.97	1.53	1.59
1	A	1513	A	N9-C4	-5.97	1.34	1.37
1	A	922	G	C6-N1	-5.93	1.35	1.39
1	A	719	C	N1-C6	-5.89	1.33	1.37
1	A	1401	G	C5-C4	-5.88	1.34	1.38
1	A	836	G	C6-O6	5.82	1.29	1.24
1	A	1504	G	N9-C8	-5.82	1.33	1.37
1	A	563	A	N7-C5	-5.81	1.35	1.39
1	A	1531	A	N9-C4	5.79	1.41	1.37
1	A	779	C	N3-C4	-5.79	1.29	1.33
1	A	116	A	N9-C4	-5.75	1.34	1.37
1	A	782	A	N7-C5	-5.73	1.35	1.39
1	A	19	C	N3-C4	-5.73	1.29	1.33
1	A	67	C	N1-C6	-5.71	1.33	1.37
1	A	931	C	N3-C4	-5.71	1.29	1.33
1	A	481	G	N9-C4	5.71	1.42	1.38
1	A	1525	G	C6-N1	-5.69	1.35	1.39
2	B	12	GLU	CG-CD	5.68	1.60	1.51
1	A	876	G	C5-C4	-5.68	1.34	1.38
1	A	1508	G	N7-C5	-5.67	1.35	1.39
1	A	1394	A	N9-C4	-5.67	1.34	1.37
1	A	722	A	C5-C6	-5.66	1.35	1.41
1	A	753	A	N9-C4	-5.66	1.34	1.37
1	A	1248	A	N9-C4	5.65	1.41	1.37
1	A	860	A	N9-C4	-5.64	1.34	1.37
1	A	122	G	N7-C5	-5.64	1.35	1.39
1	A	722	A	N9-C4	-5.64	1.34	1.37
1	A	1500	A	C5-C4	-5.63	1.34	1.38
1	A	787	A	C5-C6	-5.63	1.35	1.41
1	A	576	G	N3-C4	-5.62	1.31	1.35
1	A	563	A	N3-C4	-5.62	1.31	1.34
1	A	130	A	N3-C4	-5.62	1.31	1.34

*Continued on next page...*

*Continued from previous page...*

Mol	Chain	Res	Type	Atoms	Z	Observed(Å)	Ideal(Å)
1	A	329	A	C5-C6	-5.62	1.35	1.41
1	A	328	C	N3-C4	-5.61	1.30	1.33
1	A	1370	G	N9-C4	5.61	1.42	1.38
1	A	564	C	N1-C6	-5.60	1.33	1.37
1	A	1379	G	C6-N1	-5.59	1.35	1.39
1	A	835	U	C4-O4	5.59	1.28	1.23
1	A	565	U	C4-C5	-5.57	1.38	1.43
1	A	232	G	C6-N1	5.54	1.43	1.39
1	A	828	A	N7-C5	-5.53	1.35	1.39
1	A	1401	G	C6-N1	-5.53	1.35	1.39
1	A	1190	G	N7-C5	-5.52	1.35	1.39
1	A	1500	A	N1-C2	-5.52	1.29	1.34
1	A	460	A	N9-C4	5.50	1.41	1.37
1	A	109	A	N3-C4	-5.48	1.31	1.34
1	A	728	A	N3-C4	-5.48	1.31	1.34
1	A	782	A	C6-N1	-5.47	1.31	1.35
1	A	243	A	C6-N1	-5.46	1.31	1.35
1	A	872	A	N7-C5	-5.46	1.35	1.39
1	A	382	A	N7-C5	-5.46	1.35	1.39
1	A	382	A	C5-C6	-5.44	1.36	1.41
1	A	570	G	N1-C2	-5.42	1.33	1.37
1	A	797	C	C2-N3	-5.41	1.31	1.35
1	A	832	C	N1-C6	-5.41	1.33	1.37
1	A	1514	C	N3-C4	-5.40	1.30	1.33
1	A	16	A	C6-N1	-5.39	1.31	1.35
2	B	9	GLU	CG-CD	5.38	1.60	1.51
5	E	115	VAL	CB-CG2	-5.37	1.41	1.52
1	A	289	G	N7-C5	-5.36	1.36	1.39
1	A	559	A	N3-C4	-5.35	1.31	1.34
1	A	80	G	N9-C4	5.34	1.42	1.38
1	A	266	G	N3-C4	-5.33	1.31	1.35
1	A	654	G	N9-C4	-5.32	1.33	1.38
1	A	16	A	N3-C4	-5.31	1.31	1.34
1	A	873	A	N7-C5	-5.30	1.36	1.39
1	A	875	C	N3-C4	-5.30	1.30	1.33
1	A	1527	C	N3-C4	-5.28	1.30	1.33
1	A	397	A	N3-C4	-5.27	1.31	1.34
1	A	782	A	N3-C4	-5.26	1.31	1.34
1	A	116	A	N3-C4	-5.24	1.31	1.34
1	A	1346	A	N9-C4	-5.24	1.34	1.37
1	A	16	A	N9-C4	-5.23	1.34	1.37
1	A	787	A	N7-C5	-5.22	1.36	1.39

*Continued on next page...*

*Continued from previous page...*

Mol	Chain	Res	Type	Atoms	Z	Observed(Å)	Ideal(Å)
1	A	938	A	C6-N1	-5.19	1.31	1.35
1	A	758	G	N7-C5	-5.18	1.36	1.39
1	A	131	C	N3-C4	-5.18	1.30	1.33
1	A	1525	G	C5-C4	-5.18	1.34	1.38
1	A	131	C	N1-C6	-5.17	1.34	1.37
1	A	825	G	C5-C4	-5.17	1.34	1.38
1	A	1442	G	C2-N3	5.17	1.36	1.32
1	A	584	G	N7-C5	-5.14	1.36	1.39
1	A	787	A	N9-C4	-5.14	1.34	1.37
1	A	1301	U	C3'-O3'	5.10	1.49	1.42
1	A	1306	A	N9-C4	-5.10	1.34	1.37
1	A	644	G	C5-C6	-5.09	1.37	1.42
1	A	1455	G	C5-C6	-5.09	1.37	1.42
1	A	1375	A	N3-C4	-5.08	1.31	1.34
1	A	327	A	C5-C6	-5.08	1.36	1.41
1	A	322	C	N1-C6	-5.07	1.34	1.37
1	A	803	G	N3-C4	-5.06	1.31	1.35
1	A	1501	C	C2-N3	-5.05	1.31	1.35
1	A	243	A	N3-C4	-5.05	1.31	1.34
1	A	279	A	C5-C6	-5.02	1.36	1.41
1	A	122	G	C5-C6	-5.01	1.37	1.42
1	A	1531	A	N3-C4	5.01	1.37	1.34
1	A	1510	U	C2-N3	-5.01	1.34	1.37
1	A	1396	A	N9-C4	-5.00	1.34	1.37

All (1973) bond angle outliers are listed below:

Mol	Chain	Res	Type	Atoms	Z	Observed(°)	Ideal(°)
1	A	758	G	N1-C6-O6	21.49	132.79	119.90
1	A	758	G	C5-C6-O6	-16.07	118.96	128.60
1	A	1442	G	N3-C4-N9	15.41	135.25	126.00
1	A	722	A	C2-N3-C4	-14.89	103.16	110.60
1	A	232	G	N1-C6-O6	14.78	128.76	119.90
1	A	862	C	C6-N1-C2	14.54	126.12	120.30
1	A	117	G	C6-C5-N7	-13.95	122.03	130.40
1	A	1516[A]	G	C8-N9-C4	-13.93	100.83	106.40
1	A	1516[B]	G	C8-N9-C4	-13.93	100.83	106.40
1	A	117	G	N1-C6-O6	13.79	128.17	119.90
1	A	481	G	N3-C4-N9	13.77	134.26	126.00
1	A	279	A	C5-N7-C8	-13.46	97.17	103.90
1	A	758	G	C6-C5-N7	-13.44	122.34	130.40
1	A	1442	G	C4-N9-C1'	13.30	143.79	126.50

*Continued on next page...*

*Continued from previous page...*

Mol	Chain	Res	Type	Atoms	Z	Observed(°)	Ideal(°)
1	A	1505	G	C8-N9-C4	-13.22	101.11	106.40
1	A	1442	G	N3-C4-C5	-13.20	122.00	128.60
1	A	1502	A	N1-C6-N6	13.20	126.52	118.60
1	A	758	G	N9-C4-C5	-13.18	100.13	105.40
1	A	1502	A	C5-N7-C8	-13.15	97.32	103.90
1	A	1531	A	N1-C6-N6	12.99	126.39	118.60
1	A	1305	G	C8-N9-C4	-12.95	101.22	106.40
1	A	724	G	C4-C5-N7	12.88	115.95	110.80
1	A	107	G	C4-C5-N7	12.88	115.95	110.80
1	A	128	G	N1-C6-O6	12.87	127.62	119.90
1	A	279	A	C2-N3-C4	-12.73	104.23	110.60
1	A	1516[A]	G	N9-C4-C5	12.68	110.47	105.40
1	A	1516[B]	G	N9-C4-C5	12.68	110.47	105.40
1	A	565	U	C5-C4-O4	-12.64	118.32	125.90
1	A	569	C	C5-C6-N1	-12.39	114.81	121.00
1	A	1502	A	C4-C5-N7	12.39	116.89	110.70
1	A	946	A	N1-C6-N6	-12.22	111.27	118.60
1	A	734	G	N1-C6-O6	12.11	127.17	119.90
1	A	1455	G	N1-C6-O6	12.11	127.17	119.90
1	A	600	C	C6-N1-C2	12.07	125.13	120.30
1	A	1502	A	C6-C5-N7	-12.06	123.86	132.30
1	A	1442	G	C8-N9-C1'	-11.92	111.50	127.00
1	A	703	G	C4-C5-N7	-11.72	106.11	110.80
1	A	820	U	N1-C2-O2	-11.71	114.60	122.80
1	A	862	C	N3-C4-C5	11.70	126.58	121.90
1	A	122	G	N1-C6-O6	11.69	126.91	119.90
1	A	825	G	C8-N9-C4	11.64	111.06	106.40
1	A	572	A	N1-C6-N6	-11.59	111.65	118.60
1	A	117	G	C4-N9-C1'	11.56	141.52	126.50
1	A	279	A	N7-C8-N9	11.52	119.56	113.80
1	A	266	G	C6-C5-N7	-11.49	123.51	130.40
1	A	266	G	C5-N7-C8	-11.48	98.56	104.30
1	A	724	G	C5-C6-O6	-11.47	121.72	128.60
1	A	938	A	N1-C6-N6	-11.43	111.74	118.60
1	A	117	G	C8-N9-C1'	-11.39	112.19	127.00
1	A	816	A	C2-N3-C4	-11.38	104.91	110.60
1	A	820	U	N1-C2-N3	11.37	121.72	114.90
1	A	129	U	N3-C4-C5	-11.36	107.78	114.60
1	A	833	U	N3-C4-C5	-11.36	107.79	114.60
1	A	1190	G	C4-N9-C1'	11.32	141.22	126.50
1	A	1510	U	C5-C6-N1	-11.28	117.06	122.70
1	A	693	G	N1-C6-O6	11.17	126.60	119.90

*Continued on next page...*

*Continued from previous page...*

Mol	Chain	Res	Type	Atoms	Z	Observed(°)	Ideal(°)
1	A	948	C	C6-N1-C2	11.14	124.76	120.30
1	A	758	G	C4-C5-N7	11.13	115.25	110.80
1	A	600	C	C5-C6-N1	-11.11	115.45	121.00
1	A	805	C	N3-C4-C5	11.04	126.32	121.90
1	A	774	G	C5-C6-O6	-11.03	121.98	128.60
1	A	17	U	C5-C6-N1	-11.02	117.19	122.70
1	A	481	G	N3-C4-C5	-10.93	123.14	128.60
1	A	117	G	C4-C5-C6	10.90	125.34	118.80
1	A	317	G	N1-C6-O6	10.89	126.43	119.90
1	A	836	G	N1-C6-O6	10.69	126.31	119.90
1	A	76	C	C2-N1-C1'	-10.59	107.16	118.80
1	A	128	G	C5-C6-O6	-10.59	122.25	128.60
1	A	1502	A	N7-C8-N9	10.56	119.08	113.80
1	A	266	G	C4-C5-N7	10.48	114.99	110.80
1	A	771	G	N1-C6-O6	10.47	126.18	119.90
1	A	774	G	C4-C5-N7	10.43	114.97	110.80
1	A	833	U	C4-C5-C6	10.43	125.96	119.70
1	A	703	G	C5-C6-O6	10.38	134.83	128.60
1	A	774	G	N1-C6-O6	10.38	126.12	119.90
1	A	873	A	C8-N9-C4	-10.36	101.66	105.80
1	A	279	A	N1-C6-N6	10.25	124.75	118.60
1	A	445	G	N1-C6-O6	10.22	126.03	119.90
1	A	835	U	C5-C4-O4	10.18	132.01	125.90
1	A	599	C	C6-N1-C2	10.14	124.36	120.30
1	A	285	G	C2-N3-C4	-10.12	106.84	111.90
1	A	76	C	N1-C2-O2	-10.07	112.86	118.90
1	A	482	A	N1-C6-N6	10.02	124.61	118.60
1	A	1305	G	N7-C8-N9	9.99	118.09	113.10
1	A	1379	G	N3-C4-C5	-9.97	123.61	128.60
1	A	572	A	N9-C4-C5	9.95	109.78	105.80
1	A	109	A	C2-N3-C4	-9.95	105.63	110.60
1	A	876	G	C5-C6-O6	-9.89	122.67	128.60
1	A	758	G	C2-N3-C4	-9.88	106.96	111.90
1	A	1531	A	N7-C8-N9	9.88	118.74	113.80
1	A	1531	A	C6-C5-N7	-9.88	125.38	132.30
1	A	107	G	C5-C6-O6	-9.86	122.68	128.60
1	A	880	C	C4-C5-C6	9.86	122.33	117.40
1	A	1189	C	C6-N1-C2	9.85	124.24	120.30
1	A	833	U	C5-C4-O4	9.84	131.81	125.90
1	A	80	G	C8-N9-C4	-9.77	102.49	106.40
1	A	1299	A	C4-N9-C1'	9.74	143.83	126.30
1	A	797	C	N3-C4-C5	9.73	125.79	121.90

*Continued on next page...*

*Continued from previous page...*

Mol	Chain	Res	Type	Atoms	Z	Observed(°)	Ideal(°)
1	A	922	G	N3-C4-C5	-9.67	123.77	128.60
1	A	812	C	N3-C4-C5	-9.66	118.03	121.90
1	A	1103	C	C6-N1-C2	9.64	124.16	120.30
1	A	1455	G	C5-C6-O6	-9.57	122.86	128.60
1	A	295	C	C6-N1-C2	9.56	124.12	120.30
1	A	565	U	N1-C2-N3	-9.54	109.17	114.90
1	A	731	G	N1-C6-O6	9.53	125.62	119.90
1	A	841	U	C5-C6-N1	9.53	127.46	122.70
1	A	635	G	N1-C6-O6	9.53	125.61	119.90
1	A	935	A	N1-C6-N6	-9.50	112.90	118.60
1	A	167	G	N1-C6-O6	9.46	125.58	119.90
1	A	724	G	C5-N7-C8	-9.44	99.58	104.30
1	A	836	G	C5-C6-N1	-9.44	106.78	111.50
1	A	451	A	C8-N9-C4	9.43	109.57	105.80
1	A	626	U	C6-N1-C2	-9.39	115.36	121.00
1	A	128	G	C6-C5-N7	-9.39	124.77	130.40
1	A	892	A	C2-N3-C4	-9.39	105.91	110.60
1	A	1112	C	N1-C2-O2	9.38	124.53	118.90
1	A	1508	G	C8-N9-C4	-9.38	102.65	106.40
1	A	107	G	N1-C6-O6	9.35	125.51	119.90
1	A	1442	G	C6-C5-N7	-9.35	124.79	130.40
1	A	875	C	C5-C6-N1	-9.34	116.33	121.00
1	A	46	G	C5-C6-N1	-9.32	106.84	111.50
1	A	279	A	C6-C5-N7	-9.31	125.78	132.30
1	A	825	G	N7-C8-N9	-9.30	108.45	113.10
1	A	295	C	N3-C4-C5	9.29	125.61	121.90
1	A	1190	G	C4-C5-C6	9.26	124.36	118.80
1	A	863	U	C5-C4-O4	9.26	131.45	125.90
1	A	266	G	N7-C8-N9	9.25	117.73	113.10
1	A	778	G	C2-N3-C4	-9.25	107.28	111.90
1	A	326	G	C5-C6-O6	9.24	134.15	128.60
1	A	1417	G	C8-N9-C4	-9.24	102.70	106.40
1	A	129	U	C6-N1-C2	-9.23	115.46	121.00
1	A	850	U	C5-C4-O4	9.21	131.42	125.90
1	A	115	G	N1-C6-O6	9.19	125.41	119.90
1	A	907	A	N1-C2-N3	9.18	133.89	129.30
1	A	300	A	N1-C2-N3	9.17	133.89	129.30
1	A	481	G	C2-N3-C4	9.17	116.48	111.90
4	D	12	CYS	CA-CB-SG	9.16	130.48	114.00
1	A	175	C	C6-N1-C2	9.14	123.96	120.30
1	A	647	C	C6-N1-C2	9.14	123.96	120.30
1	A	326	G	C4-C5-N7	-9.12	107.15	110.80

*Continued on next page...*

*Continued from previous page...*

Mol	Chain	Res	Type	Atoms	Z	Observed(°)	Ideal(°)
1	A	859	A	N1-C6-N6	9.11	124.07	118.60
1	A	1373	G	C4-C5-N7	-9.08	107.17	110.80
1	A	353	A	N1-C6-N6	-9.07	113.16	118.60
1	A	1190	G	C8-N9-C1'	-9.06	115.22	127.00
1	A	872	A	N1-C6-N6	9.06	124.04	118.60
1	A	922	G	C8-N9-C4	-9.05	102.78	106.40
1	A	1103	C	C5-C6-N1	-9.05	116.48	121.00
1	A	232	G	N9-C4-C5	-9.03	101.79	105.40
1	A	722	A	N1-C6-N6	9.03	124.02	118.60
1	A	128	G	C4-C5-N7	9.02	114.41	110.80
1	A	5	U	C5-C6-N1	-9.00	118.20	122.70
1	A	1149	C	C6-N1-C2	-9.00	116.70	120.30
1	A	867	G	C5-C6-O6	-8.99	123.20	128.60
1	A	525	C	C6-N1-C2	8.99	123.90	120.30
1	A	242	C	C6-N1-C2	8.99	123.90	120.30
1	A	1190	G	C8-N9-C4	-8.98	102.81	106.40
1	A	1190	G	C5-C6-N1	-8.98	107.01	111.50
1	A	482	A	C6-C5-N7	-8.97	126.02	132.30
1	A	1299	A	C8-N9-C1'	-8.96	111.57	127.70
1	A	319	G	C6-C5-N7	-8.95	125.03	130.40
1	A	445	G	C6-C5-N7	-8.94	125.04	130.40
1	A	1080	A	N1-C6-N6	-8.94	113.24	118.60
1	A	591	U	C5-C6-N1	-8.93	118.23	122.70
1	A	576	G	N1-C2-N3	8.91	129.25	123.90
1	A	782	A	N1-C2-N3	8.91	133.76	129.30
1	A	1370	G	C6-C5-N7	-8.91	125.05	130.40
1	A	518	C	N1-C2-O2	8.91	124.25	118.90
1	A	129	U	N1-C2-N3	8.89	120.23	114.90
1	A	1107	C	C6-N1-C2	-8.88	116.75	120.30
1	A	1395	C	N1-C2-O2	-8.86	113.58	118.90
1	A	107	G	C6-C5-N7	-8.86	125.08	130.40
1	A	723	U	C5-C6-N1	8.84	127.12	122.70
1	A	259	G	C8-N9-C4	-8.82	102.87	106.40
1	A	1505	G	N9-C4-C5	8.78	108.91	105.40
1	A	1543	C	C6-N1-C2	8.78	123.81	120.30
1	A	722	A	C5-C6-N1	-8.78	113.31	117.70
1	A	753	A	N1-C2-N3	8.78	133.69	129.30
1	A	779	C	N1-C2-O2	-8.78	113.63	118.90
1	A	1455	G	C6-C5-N7	-8.78	125.13	130.40
1	A	877	C	N3-C4-C5	8.77	125.41	121.90
1	A	833	U	N3-C2-O2	-8.76	116.07	122.20
1	A	1200	C	N1-C2-O2	8.74	124.15	118.90

*Continued on next page...*

*Continued from previous page...*

Mol	Chain	Res	Type	Atoms	Z	Observed(°)	Ideal(°)
1	A	569	C	C2-N3-C4	-8.74	115.53	119.90
1	A	299	G	C4-C5-N7	8.72	114.29	110.80
1	A	1370	G	N1-C6-O6	8.72	125.13	119.90
1	A	119	A	C8-N9-C4	-8.69	102.32	105.80
1	A	481	G	C5-N7-C8	8.69	108.64	104.30
1	A	92	C	N3-C4-C5	8.68	125.37	121.90
1	A	839	U	N1-C2-O2	8.68	128.88	122.80
1	A	117	G	C5-C6-N1	-8.67	107.17	111.50
1	A	76	C	C6-N1-C1'	8.66	131.20	120.80
1	A	266	G	C2-N3-C4	-8.66	107.57	111.90
1	A	279	A	C8-N9-C4	-8.66	102.34	105.80
1	A	1352	C	C6-N1-C2	-8.65	116.84	120.30
1	A	232	G	C5-C6-O6	-8.64	123.41	128.60
1	A	721	G	C6-C5-N7	-8.64	125.22	130.40
1	A	481	G	C8-N9-C4	8.63	109.85	106.40
1	A	250	A	C5-C6-N1	-8.63	113.39	117.70
1	A	145	G	N1-C6-O6	8.63	125.08	119.90
1	A	710	G	C5-C6-O6	-8.63	123.42	128.60
1	A	482	A	C4-C5-C6	8.62	121.31	117.00
1	A	1505	G	N3-C4-C5	-8.62	124.29	128.60
1	A	703	G	N9-C4-C5	8.62	108.85	105.40
1	A	108	G	C8-N9-C4	-8.60	102.96	106.40
1	A	686	U	C5-C6-N1	-8.60	118.40	122.70
1	A	1318	A	C8-N9-C4	8.60	109.24	105.80
1	A	569	C	C4-C5-C6	8.59	121.69	117.40
1	A	146	G	N1-C6-O6	8.59	125.05	119.90
1	A	1299	A	C6-C5-N7	-8.58	126.29	132.30
1	A	1501	C	N3-C4-C5	8.58	125.33	121.90
1	A	300	A	C8-N9-C4	-8.57	102.37	105.80
1	A	788	U	N3-C4-O4	8.57	125.40	119.40
1	A	1370	G	C8-N9-C4	-8.57	102.97	106.40
1	A	184	G	N1-C6-O6	8.57	125.04	119.90
1	A	115	G	C5-C6-O6	-8.56	123.46	128.60
1	A	242	C	C5-C6-N1	-8.56	116.72	121.00
1	A	266	G	N1-C6-O6	8.55	125.03	119.90
1	A	317	G	C6-C5-N7	-8.54	125.28	130.40
1	A	232	G	C6-C5-N7	-8.54	125.28	130.40
1	A	771	G	C5-C6-O6	-8.54	123.48	128.60
1	A	1295	G	C8-N9-C4	-8.54	102.99	106.40
1	A	730	G	C4-C5-N7	-8.52	107.39	110.80
1	A	947	G	C8-N9-C4	8.52	109.81	106.40
1	A	1228	C	N1-C2-O2	8.52	124.01	118.90

*Continued on next page...*

*Continued from previous page...*

Mol	Chain	Res	Type	Atoms	Z	Observed(°)	Ideal(°)
1	A	482	A	N7-C8-N9	8.51	118.06	113.80
1	A	920	U	C5-C4-O4	8.51	131.00	125.90
1	A	139	G	N1-C6-O6	8.51	125.00	119.90
1	A	357	G	N1-C6-O6	8.50	125.00	119.90
1	A	693	G	C5-C6-O6	-8.49	123.51	128.60
1	A	366	C	N1-C2-O2	8.48	123.99	118.90
1	A	868	C	C6-N1-C2	-8.48	116.91	120.30
1	A	250	A	C2-N3-C4	-8.47	106.36	110.60
1	A	1370	G	C4-N9-C1'	8.47	137.51	126.50
1	A	718	G	N1-C6-O6	8.46	124.98	119.90
1	A	1516[A]	G	N3-C4-N9	-8.45	120.93	126.00
1	A	1516[B]	G	N3-C4-N9	-8.45	120.93	126.00
1	A	862	C	N3-C2-O2	8.44	127.81	121.90
1	A	277	C	C6-N1-C2	8.44	123.68	120.30
1	A	1377	A	N1-C2-N3	8.43	133.51	129.30
1	A	1199	U	N3-C2-O2	-8.43	116.30	122.20
1	A	1516[A]	G	C8-N9-C1'	8.42	137.95	127.00
1	A	1516[B]	G	C8-N9-C1'	8.42	137.95	127.00
1	A	319	G	C4-C5-N7	8.42	114.17	110.80
1	A	481	G	C5-C6-N1	8.42	115.71	111.50
1	A	776	G	N3-C4-C5	8.42	132.81	128.60
1	A	774	G	C6-C5-N7	-8.40	125.36	130.40
1	A	129	U	C5-C4-O4	8.39	130.94	125.90
1	A	869	G	N1-C6-O6	-8.38	114.87	119.90
1	A	1335	C	N1-C2-O2	8.37	123.92	118.90
1	A	686	U	C5-C4-O4	8.37	130.92	125.90
1	A	451	A	N9-C4-C5	-8.37	102.45	105.80
1	A	167	G	N9-C4-C5	-8.35	102.06	105.40
1	A	734	G	N9-C4-C5	-8.33	102.07	105.40
1	A	482	A	C5-C6-N1	-8.33	113.54	117.70
1	A	1332	A	C8-N9-C4	-8.32	102.47	105.80
1	A	1080	A	N9-C4-C5	8.31	109.12	105.80
1	A	1112	C	N3-C2-O2	-8.30	116.09	121.90
1	A	644	G	C4-C5-N7	8.29	114.12	110.80
1	A	918	A	C6-N1-C2	-8.29	113.63	118.60
1	A	719	C	N1-C2-O2	8.26	123.86	118.90
1	A	1332	A	N1-C6-N6	-8.25	113.65	118.60
1	A	1158	C	C6-N1-C2	-8.25	117.00	120.30
1	A	169	C	C6-N1-C2	-8.24	117.00	120.30
1	A	703	G	C5-N7-C8	8.23	108.42	104.30
1	A	481	G	N7-C8-N9	-8.23	108.98	113.10
1	A	975	A	N1-C6-N6	8.23	123.54	118.60

*Continued on next page...*

*Continued from previous page...*

Mol	Chain	Res	Type	Atoms	Z	Observed(°)	Ideal(°)
1	A	888	G	C4-C5-N7	-8.22	107.51	110.80
1	A	755	G	N1-C6-O6	8.21	124.82	119.90
1	A	309	G	C5-C6-O6	-8.20	123.68	128.60
1	A	1379	G	N1-C6-O6	-8.20	114.98	119.90
1	A	931	C	C5-C6-N1	-8.19	116.90	121.00
1	A	1202	G	N1-C6-O6	-8.19	114.98	119.90
1	A	144	G	N1-C6-O6	8.18	124.81	119.90
1	A	377	G	N3-C4-N9	8.18	130.91	126.00
1	A	329	A	C2-N3-C4	-8.17	106.52	110.60
1	A	586	C	C5-C6-N1	-8.16	116.92	121.00
1	A	880	C	N3-C4-N4	8.16	123.72	118.00
1	A	918	A	C5-C6-N1	8.16	121.78	117.70
1	A	573	A	N1-C6-N6	8.15	123.49	118.60
1	A	852	G	C5-C6-N1	-8.15	107.42	111.50
1	A	877	C	C2-N3-C4	-8.15	115.83	119.90
1	A	1379	G	C5-C6-N1	8.14	115.57	111.50
1	A	1190	G	N7-C8-N9	8.13	117.16	113.10
1	A	1531	A	C5-C6-N1	-8.12	113.64	117.70
1	A	129(A)	G	N3-C4-N9	8.12	130.87	126.00
1	A	621	A	C8-N9-C4	-8.12	102.55	105.80
1	A	946	A	N9-C4-C5	8.11	109.04	105.80
1	A	117	G	N3-C4-N9	8.09	130.85	126.00
1	A	900	A	C5-N7-C8	-8.05	99.87	103.90
1	A	1370	G	N3-C4-C5	-8.05	124.57	128.60
1	A	1529	G	C8-N9-C4	-8.04	103.18	106.40
1	A	1202	G	C4-C5-N7	-8.03	107.59	110.80
1	A	279	A	C5-C6-N1	-8.03	113.69	117.70
1	A	129	U	N1-C2-O2	-8.02	117.19	122.80
1	A	251	G	N1-C2-N3	8.02	128.71	123.90
1	A	18	C	C6-N1-C2	8.01	123.50	120.30
1	A	319	G	C5-C6-O6	-8.01	123.80	128.60
1	A	931	C	C2-N3-C4	-8.01	115.90	119.90
1	A	1239	A	C8-N9-C4	8.00	109.00	105.80
1	A	17	U	C2-N3-C4	-8.00	122.20	127.00
1	A	183	G	C6-C5-N7	-8.00	125.60	130.40
1	A	657	G	N1-C6-O6	8.00	124.70	119.90
1	A	782	A	C8-N9-C4	-8.00	102.60	105.80
1	A	797	C	C2-N3-C4	-7.99	115.90	119.90
1	A	291	C	C5-C4-N4	-7.99	114.61	120.20
1	A	1542	U	C6-N1-C2	7.99	125.80	121.00
1	A	129(A)	G	C6-C5-N7	-7.99	125.61	130.40
1	A	750	G	N3-C4-N9	7.99	130.79	126.00

*Continued on next page...*

*Continued from previous page...*

Mol	Chain	Res	Type	Atoms	Z	Observed(°)	Ideal(°)
1	A	734	G	C5-C6-O6	-7.99	123.81	128.60
1	A	1377	A	N9-C4-C5	7.97	108.99	105.80
1	A	721	G	C4-N9-C1'	7.97	136.86	126.50
1	A	299	G	C5-C6-O6	-7.97	123.82	128.60
1	A	1200	C	C2-N1-C1'	7.97	127.56	118.80
1	A	1112	C	C2-N1-C1'	7.95	127.55	118.80
1	A	559	A	C6-N1-C2	-7.95	113.83	118.60
1	A	825	G	C5-C6-O6	-7.95	123.83	128.60
1	A	1502	A	C5-C6-N6	-7.95	117.34	123.70
1	A	625	G	C5-C6-N1	7.94	115.47	111.50
1	A	389	A	N1-C6-N6	-7.94	113.84	118.60
1	A	656	C	N3-C4-C5	7.92	125.07	121.90
1	A	875	C	C6-N1-C2	7.92	123.47	120.30
1	A	710	G	N1-C6-O6	7.91	124.65	119.90
1	A	774	G	N9-C4-C5	-7.91	102.24	105.40
1	A	719	C	N3-C2-O2	-7.90	116.37	121.90
1	A	1525	G	N1-C6-O6	-7.90	115.16	119.90
1	A	722	A	C6-C5-N7	-7.90	126.77	132.30
1	A	95	U	C6-N1-C2	-7.88	116.27	121.00
1	A	609	A	C2-N3-C4	-7.87	106.67	110.60
1	A	942	G	C6-C5-N7	-7.86	125.69	130.40
1	A	698	G	C4-N9-C1'	7.85	136.71	126.50
1	A	649	G	C5-C6-O6	-7.83	123.90	128.60
1	A	511	C	C6-N1-C2	7.83	123.43	120.30
1	A	1289	A	C8-N9-C4	-7.82	102.67	105.80
1	A	1139	G	C8-N9-C4	-7.81	103.28	106.40
1	A	722	A	N1-C2-N3	7.81	133.20	129.30
1	A	450	G	C8-N9-C4	7.80	109.52	106.40
1	A	856	C	C5-C6-N1	-7.79	117.10	121.00
1	A	570	G	N3-C4-C5	-7.79	124.70	128.60
1	A	129	U	C6-N1-C1'	7.79	132.10	121.20
1	A	1403	C	N3-C4-C5	-7.79	118.78	121.90
1	A	298	A	N1-C2-N3	7.78	133.19	129.30
1	A	948	C	C2-N1-C1'	-7.78	110.24	118.80
1	A	1500	A	N9-C4-C5	7.78	108.91	105.80
1	A	300	A	C6-N1-C2	-7.77	113.94	118.60
1	A	1268	A	N1-C6-N6	-7.77	113.94	118.60
1	A	1377	A	C2-N3-C4	-7.77	106.72	110.60
1	A	878	G	C4-C5-N7	7.75	113.90	110.80
1	A	584	G	N1-C2-N2	7.74	123.17	116.20
4	D	94	LEU	CA-CB-CG	-7.74	97.50	115.30
1	A	797	C	C6-N1-C2	7.74	123.39	120.30

*Continued on next page...*

*Continued from previous page...*

Mol	Chain	Res	Type	Atoms	Z	Observed(°)	Ideal(°)
1	A	129(A)	G	C4-N9-C1'	7.73	136.55	126.50
1	A	941	G	C8-N9-C4	-7.73	103.31	106.40
1	A	107	G	N9-C4-C5	-7.72	102.31	105.40
1	A	584	G	C5-C6-O6	-7.71	123.97	128.60
1	A	413	G	C2-N3-C4	7.71	115.75	111.90
1	A	445	G	C5-C6-O6	-7.71	123.98	128.60
1	A	812	C	C6-N1-C2	-7.70	117.22	120.30
1	A	129(A)	G	C8-N9-C1'	-7.70	116.99	127.00
1	A	654	G	C5-C6-O6	-7.70	123.98	128.60
1	A	559	A	N1-C2-N3	7.69	133.15	129.30
1	A	650	G	C8-N9-C4	7.69	109.47	106.40
1	A	815	A	C8-N9-C4	7.68	108.87	105.80
1	A	724	G	N9-C4-C5	-7.68	102.33	105.40
1	A	658	G	C8-N9-C4	7.68	109.47	106.40
1	A	945	G	C5-C6-N1	7.67	115.33	111.50
1	A	615	C	C6-N1-C2	-7.67	117.23	120.30
1	A	946	A	C6-N1-C2	-7.66	114.01	118.60
1	A	1527	C	N3-C4-C5	7.66	124.96	121.90
1	A	771	G	C4-C5-N7	7.64	113.86	110.80
1	A	643	C	N3-C4-C5	7.63	124.95	121.90
1	A	15	G	C4-C5-N7	7.63	113.85	110.80
1	A	657	G	N1-C2-N3	7.63	128.48	123.90
1	A	7	G	C6-C5-N7	-7.62	125.83	130.40
1	A	1531	A	C8-N9-C4	-7.62	102.75	105.80
1	A	320	C	C6-N1-C2	7.62	123.35	120.30
1	A	300	A	C5-N7-C8	-7.61	100.09	103.90
1	A	752	G	C5-C6-O6	7.61	133.17	128.60
1	A	565	U	C6-N1-C2	7.60	125.56	121.00
1	A	1487	G	N3-C4-C5	-7.60	124.80	128.60
1	A	1112	C	C6-N1-C1'	-7.60	111.68	120.80
1	A	835	U	N3-C2-O2	-7.60	116.88	122.20
1	A	860	A	N1-C2-N3	7.60	133.10	129.30
1	A	299	G	N1-C6-O6	7.59	124.46	119.90
1	A	703	G	C4-C5-C6	7.59	123.36	118.80
1	A	824	C	C6-N1-C2	7.59	123.34	120.30
5	E	119	LEU	CA-CB-CG	-7.59	97.85	115.30
1	A	593	G	C2-N3-C4	-7.58	108.11	111.90
1	A	1505	G	N7-C8-N9	7.58	116.89	113.10
1	A	693	G	C4-C5-N7	7.58	113.83	110.80
1	A	862	C	C5-C4-N4	-7.58	114.90	120.20
1	A	117	G	N1-C2-N3	7.58	128.45	123.90
1	A	721	G	C4-C5-C6	7.58	123.34	118.80

*Continued on next page...*

*Continued from previous page...*

Mol	Chain	Res	Type	Atoms	Z	Observed(°)	Ideal(°)
1	A	1370	G	N7-C8-N9	7.57	116.89	113.10
1	A	1490	C	C5-C6-N1	7.57	124.78	121.00
1	A	54	C	N3-C4-C5	7.56	124.92	121.90
1	A	190(G)	G	N1-C6-O6	7.56	124.44	119.90
1	A	275	G	N1-C6-O6	7.56	124.44	119.90
1	A	1339	A	N1-C6-N6	-7.56	114.06	118.60
4	D	135	LEU	CA-CB-CG	-7.55	97.94	115.30
1	A	656	C	C2-N3-C4	-7.55	116.13	119.90
1	A	329	A	N1-C6-N6	7.54	123.13	118.60
1	A	584	G	N1-C2-N3	-7.54	119.38	123.90
1	A	730	G	N9-C4-C5	7.54	108.42	105.40
1	A	875	C	C2-N3-C4	-7.52	116.14	119.90
1	A	1377	A	N1-C6-N6	-7.52	114.09	118.60
1	A	1190	G	C6-C5-N7	-7.52	125.89	130.40
1	A	654	G	C2-N3-C4	-7.52	108.14	111.90
1	A	511	C	C5-C6-N1	-7.51	117.24	121.00
1	A	117	G	C2-N3-C4	-7.51	108.14	111.90
1	A	1403	C	N3-C4-N4	7.51	123.26	118.00
1	A	319	G	N1-C6-O6	7.51	124.41	119.90
1	A	1087	G	C4-C5-N7	7.51	113.80	110.80
1	A	22	G	N1-C6-O6	7.50	124.40	119.90
1	A	1327	C	C6-N1-C2	7.49	123.30	120.30
1	A	250	A	N1-C6-N6	7.49	123.09	118.60
1	A	167	G	C6-C5-N7	-7.49	125.91	130.40
1	A	16	A	C2-N3-C4	-7.48	106.86	110.60
1	A	389	A	N9-C4-C5	7.48	108.79	105.80
1	A	835	U	C4-C5-C6	7.47	124.18	119.70
1	A	654	G	N3-C2-N2	-7.46	114.68	119.90
1	A	598	U	C5-C6-N1	-7.44	118.98	122.70
1	A	264	U	N1-C2-N3	7.44	119.36	114.90
1	A	816	A	N3-C4-C5	7.43	132.00	126.80
1	A	926	G	C5-C6-N1	-7.43	107.78	111.50
1	A	1156	G	C8-N9-C4	-7.43	103.43	106.40
1	A	1108	G	C8-N9-C4	-7.43	103.43	106.40
1	A	703	G	C5-C6-N1	-7.42	107.79	111.50
1	A	872	A	C4-C5-C6	7.42	120.71	117.00
1	A	830	G	C5-C6-N1	-7.42	107.79	111.50
1	A	581	G	N3-C4-C5	7.42	132.31	128.60
1	A	131	C	N3-C2-O2	-7.41	116.71	121.90
1	A	301	G	C8-N9-C4	-7.41	103.44	106.40
1	A	1500	A	N1-C6-N6	-7.40	114.16	118.60
1	A	1525	G	C5-C6-N1	7.40	115.20	111.50

*Continued on next page...*

*Continued from previous page...*

Mol	Chain	Res	Type	Atoms	Z	Observed(°)	Ideal(°)
1	A	864	A	C5-N7-C8	7.39	107.59	103.90
1	A	697	U	C6-N1-C2	7.38	125.43	121.00
1	A	316	G	N1-C6-O6	7.38	124.33	119.90
1	A	635	G	C5-C6-N1	-7.37	107.81	111.50
1	A	771	G	C6-C5-N7	-7.37	125.98	130.40
1	A	232	G	C5-C6-N1	-7.36	107.82	111.50
1	A	724	G	N1-C6-O6	7.36	124.31	119.90
1	A	1237	C	C6-N1-C2	-7.36	117.36	120.30
1	A	629	G	N3-C4-C5	-7.35	124.92	128.60
1	A	317	G	C5-C6-O6	-7.35	124.19	128.60
1	A	839	U	N3-C2-O2	-7.35	117.05	122.20
1	A	5	U	C6-N1-C2	7.35	125.41	121.00
1	A	879	C	C2-N3-C4	-7.35	116.23	119.90
1	A	77	G	N3-C4-C5	-7.34	124.93	128.60
1	A	326	G	N3-C4-C5	-7.34	124.93	128.60
1	A	667	G	N1-C6-O6	7.34	124.31	119.90
1	A	806	C	C5-C4-N4	-7.34	115.06	120.20
1	A	788	U	C5-C4-O4	-7.34	121.50	125.90
1	A	247	G	N1-C6-O6	7.34	124.30	119.90
1	A	1501	C	C2-N3-C4	-7.34	116.23	119.90
1	A	540	G	N1-C6-O6	7.33	124.30	119.90
1	A	557	G	C8-N9-C4	-7.33	103.47	106.40
1	A	931	C	N3-C2-O2	-7.33	116.77	121.90
1	A	299	G	N9-C4-C5	-7.32	102.47	105.40
1	A	227	G	C6-C5-N7	-7.31	126.01	130.40
1	A	769	G	C8-N9-C4	7.31	109.32	106.40
1	A	261	U	C6-N1-C2	-7.31	116.61	121.00
1	A	629	G	C8-N9-C4	-7.31	103.48	106.40
1	A	721	G	C5-C6-N1	-7.31	107.85	111.50
1	A	1342	C	N3-C4-N4	7.30	123.11	118.00
1	A	485	G	C4-C5-N7	-7.30	107.88	110.80
1	A	1333	A	N1-C2-N3	7.29	132.95	129.30
1	A	1305	G	N9-C4-C5	7.29	108.32	105.40
1	A	326	G	N1-C2-N3	7.29	128.27	123.90
1	A	518	C	C2-N1-C1'	7.28	126.81	118.80
1	A	1230	C	C5-C6-N1	7.28	124.64	121.00
1	A	724	G	C6-C5-N7	-7.28	126.03	130.40
1	A	919	A	C8-N9-C4	7.28	108.71	105.80
1	A	257	G	C6-C5-N7	-7.27	126.04	130.40
1	A	799	G	C4-C5-N7	7.27	113.71	110.80
1	A	856	C	C6-N1-C2	7.27	123.21	120.30
1	A	789	U	N3-C4-C5	-7.27	110.24	114.60

*Continued on next page...*

*Continued from previous page...*

Mol	Chain	Res	Type	Atoms	Z	Observed(°)	Ideal(°)
1	A	906	G	C8-N9-C4	7.26	109.30	106.40
1	A	377	G	C8-N9-C1'	-7.26	117.57	127.00
1	A	964	A	C8-N9-C4	-7.25	102.90	105.80
1	A	518	C	N3-C2-O2	-7.25	116.82	121.90
1	A	122	G	C5-C6-O6	-7.25	124.25	128.60
1	A	80	G	N3-C4-C5	-7.25	124.98	128.60
1	A	460	A	C2-N3-C4	7.25	114.22	110.60
1	A	227	G	N1-C6-O6	7.24	124.25	119.90
1	A	693	G	N9-C4-C5	-7.24	102.50	105.40
1	A	718	G	C6-C5-N7	-7.24	126.05	130.40
1	A	400	C	N3-C4-C5	7.23	124.79	121.90
1	A	91	C	C6-N1-C2	-7.23	117.41	120.30
1	A	1235	U	N3-C4-O4	7.23	124.46	119.40
1	A	938	A	C5-C6-N6	7.23	129.48	123.70
1	A	1502	A	C2-N3-C4	-7.23	106.99	110.60
1	A	1525	G	N3-C4-C5	-7.22	124.99	128.60
1	A	758	G	C8-N9-C4	7.21	109.28	106.40
1	A	7	G	N1-C6-O6	7.21	124.22	119.90
1	A	298	A	C6-N1-C2	-7.20	114.28	118.60
1	A	122	G	C6-C5-N7	-7.20	126.08	130.40
1	A	872	A	C2-N3-C4	-7.20	107.00	110.60
1	A	80	G	C6-C5-N7	-7.20	126.08	130.40
1	A	864	A	C5-C6-N1	-7.19	114.11	117.70
1	A	377	G	C4-N9-C1'	7.18	135.84	126.50
1	A	445	G	C4-C5-N7	7.18	113.67	110.80
1	A	1516[A]	G	C5-C6-O6	7.18	132.91	128.60
1	A	1516[B]	G	C5-C6-O6	7.18	132.91	128.60
1	A	762	C	C5-C4-N4	-7.17	115.18	120.20
1	A	7	G	N9-C4-C5	-7.17	102.53	105.40
1	A	1329	A	N1-C6-N6	7.17	122.90	118.60
1	A	407	G	C8-N9-C4	7.16	109.27	106.40
1	A	1528	U	C5-C6-N1	-7.16	119.12	122.70
1	A	524	G	N1-C6-O6	7.15	124.19	119.90
1	A	77	G	N1-C6-O6	-7.15	115.61	119.90
1	A	1030	C	C6-N1-C2	-7.15	117.44	120.30
1	A	300	A	N7-C8-N9	7.15	117.37	113.80
1	A	117	G	N9-C4-C5	-7.14	102.54	105.40
1	A	548	G	N1-C6-O6	7.14	124.19	119.90
1	A	322	C	N3-C4-N4	7.14	123.00	118.00
1	A	596	C	C6-N1-C2	7.14	123.16	120.30
1	A	617	G	N1-C2-N2	-7.14	109.78	116.20
4	D	56	VAL	CB-CA-C	-7.14	97.84	111.40

*Continued on next page...*

*Continued from previous page...*

Mol	Chain	Res	Type	Atoms	Z	Observed(°)	Ideal(°)
11	K	98	LEU	CA-CB-CG	7.13	131.71	115.30
1	A	779	C	N1-C2-N3	7.13	124.19	119.20
1	A	559	A	C6-C5-N7	-7.13	127.31	132.30
1	A	886	G	N1-C6-O6	7.13	124.17	119.90
1	A	1299	A	C4-C5-C6	7.13	120.56	117.00
1	A	1370	G	N3-C4-N9	7.13	130.28	126.00
1	A	562	C	C6-N1-C2	7.12	123.15	120.30
1	A	626	U	N3-C2-O2	-7.12	117.22	122.20
1	A	879	C	C5-C4-N4	-7.12	115.22	120.20
1	A	289	G	C8-N9-C4	-7.12	103.55	106.40
1	A	878	G	C5-N7-C8	-7.12	100.74	104.30
1	A	92	C	C6-N1-C2	7.12	123.15	120.30
1	A	311	C	N3-C2-O2	-7.12	116.92	121.90
1	A	1500	A	C8-N9-C4	-7.12	102.95	105.80
1	A	1532	U	C5-C6-N1	7.12	126.26	122.70
1	A	9	G	N1-C6-O6	7.11	124.17	119.90
1	A	389	A	C4-C5-N7	-7.10	107.15	110.70
1	A	1086	U	N1-C2-O2	7.10	127.77	122.80
1	A	1378	C	C5-C6-N1	7.10	124.55	121.00
1	A	15	G	N3-C4-N9	7.10	130.26	126.00
1	A	900	A	C2-N3-C4	-7.09	107.05	110.60
1	A	1282	C	C6-N1-C2	-7.09	117.47	120.30
1	A	734	G	C4-C5-N7	7.08	113.63	110.80
1	A	626	U	N1-C2-N3	7.08	119.15	114.90
1	A	119	A	N9-C4-C5	7.08	108.63	105.80
1	A	167	G	C5-C6-O6	-7.08	124.35	128.60
1	A	931	C	N1-C2-N3	7.07	124.15	119.20
1	A	116	A	C2-N3-C4	-7.06	107.07	110.60
1	A	17	U	C6-N1-C2	7.06	125.23	121.00
1	A	481	G	C8-N9-C1'	-7.06	117.83	127.00
1	A	1379	G	N3-C4-N9	7.06	130.23	126.00
1	A	289	G	N1-C6-O6	7.06	124.13	119.90
1	A	615	C	C5-C4-N4	-7.05	115.26	120.20
1	A	671	G	N1-C6-O6	7.05	124.13	119.90
1	A	199	G	N1-C6-O6	7.04	124.12	119.90
1	A	52	G	C6-C5-N7	-7.03	126.18	130.40
1	A	583	A	N1-C6-N6	7.03	122.82	118.60
1	A	1178	G	C8-N9-C4	-7.03	103.59	106.40
1	A	693	G	C6-C5-N7	-7.03	126.18	130.40
1	A	947	G	N9-C4-C5	-7.03	102.59	105.40
1	A	592	G	C5-C6-N1	-7.02	107.99	111.50
1	A	1299	A	N7-C8-N9	7.02	117.31	113.80

*Continued on next page...*

*Continued from previous page...*

Mol	Chain	Res	Type	Atoms	Z	Observed(°)	Ideal(°)
1	A	279	A	C4-C5-N7	7.02	114.21	110.70
1	A	957	U	C6-N1-C2	-7.02	116.79	121.00
1	A	778	G	C5-C6-N1	-7.02	107.99	111.50
1	A	941	G	C5-N7-C8	-7.02	100.79	104.30
1	A	881	G	C6-C5-N7	-7.01	126.19	130.40
1	A	1403	C	C2-N1-C1'	7.01	126.51	118.80
1	A	1335	C	N3-C2-O2	-7.01	116.99	121.90
1	A	451	A	C4-C5-C6	-7.01	113.50	117.00
1	A	141	A	N1-C6-N6	7.00	122.80	118.60
1	A	782	A	N9-C4-C5	7.00	108.60	105.80
1	A	1531	A	C4-C5-N7	6.99	114.20	110.70
1	A	481	G	N9-C4-C5	-6.99	102.60	105.40
1	A	259	G	N7-C8-N9	6.99	116.59	113.10
1	A	1377	A	N3-C4-N9	-6.99	121.81	127.40
1	A	1509	C	N1-C2-N3	6.99	124.09	119.20
1	A	570	G	C4-N9-C1'	6.98	135.57	126.50
1	A	305	G	C8-N9-C4	-6.98	103.61	106.40
1	A	932	C	C6-N1-C2	-6.98	117.51	120.30
1	A	502	G	N1-C6-O6	6.97	124.08	119.90
1	A	606	G	C8-N9-C4	-6.96	103.61	106.40
1	A	92	C	N1-C2-O2	6.96	123.08	118.90
1	A	169	C	N3-C4-C5	-6.96	119.12	121.90
1	A	872	A	C6-C5-N7	-6.96	127.43	132.30
15	O	63	ARG	NE-CZ-NH2	-6.96	116.82	120.30
1	A	1087	G	C5-N7-C8	-6.96	100.82	104.30
1	A	614	A	C5-C6-N1	6.95	121.18	117.70
1	A	649	G	N1-C6-O6	6.95	124.07	119.90
1	A	774	G	C5-N7-C8	-6.95	100.83	104.30
1	A	1502	A	C8-N9-C4	-6.95	103.02	105.80
1	A	23	C	C6-N1-C2	-6.94	117.52	120.30
1	A	569	C	C6-N1-C2	6.94	123.08	120.30
1	A	108	G	N7-C8-N9	6.94	116.57	113.10
1	A	765	G	N3-C4-C5	6.94	132.07	128.60
1	A	289	G	C6-C5-N7	-6.93	126.24	130.40
1	A	289	G	N7-C8-N9	6.93	116.56	113.10
1	A	975	A	C5-N7-C8	-6.93	100.44	103.90
1	A	383	A	C8-N9-C4	-6.92	103.03	105.80
1	A	773	G	C5-C6-O6	-6.92	124.45	128.60
1	A	1370	G	C4-C5-C6	6.92	122.95	118.80
1	A	275	G	C5-C6-N1	-6.91	108.05	111.50
1	A	1202	G	C5-C6-O6	6.90	132.74	128.60
1	A	1305	G	C4-C5-C6	6.89	122.94	118.80

*Continued on next page...*

*Continued from previous page...*

Mol	Chain	Res	Type	Atoms	Z	Observed(°)	Ideal(°)
1	A	523	A	N1-C6-N6	6.89	122.73	118.60
1	A	783	C	C6-N1-C2	6.89	123.06	120.30
2	B	23	ARG	N-CA-C	-6.89	92.40	111.00
1	A	107	G	C5-N7-C8	-6.88	100.86	104.30
1	A	511	C	N3-C4-C5	6.88	124.65	121.90
1	A	1212	U	C2-N1-C1'	6.88	125.96	117.70
1	A	928	G	N1-C6-O6	6.87	124.02	119.90
1	A	1333	A	C6-N1-C2	-6.87	114.48	118.60
1	A	22	G	C6-C5-N7	-6.86	126.28	130.40
1	A	869	G	C5-C6-O6	6.86	132.72	128.60
1	A	1462	G	N1-C6-O6	6.86	124.02	119.90
1	A	807	A	C2-N3-C4	-6.86	107.17	110.60
1	A	559	A	C4-C5-C6	6.86	120.43	117.00
1	A	229	U	C6-N1-C2	-6.86	116.89	121.00
1	A	944	G	N1-C2-N2	-6.86	110.03	116.20
1	A	760	G	C5-C6-O6	6.85	132.71	128.60
1	A	311	C	C6-N1-C2	-6.85	117.56	120.30
1	A	686	U	N3-C4-O4	-6.85	114.61	119.40
1	A	15	G	C5-C6-O6	-6.84	124.49	128.60
1	A	1088	G	N3-C4-C5	6.84	132.02	128.60
1	A	483	C	N3-C4-C5	-6.84	119.16	121.90
1	A	1531	A	C4-C5-C6	6.84	120.42	117.00
1	A	599	C	C5-C4-N4	-6.83	115.42	120.20
1	A	734	G	C6-C5-N7	-6.83	126.30	130.40
1	A	243	A	C5-N7-C8	-6.83	100.48	103.90
1	A	820	U	C4-C5-C6	6.82	123.79	119.70
1	A	1367	C	C6-N1-C2	-6.82	117.57	120.30
1	A	650	G	N1-C6-O6	6.82	123.99	119.90
1	A	776	G	C2-N3-C4	-6.81	108.49	111.90
1	A	1442	G	C2-N3-C4	6.81	115.31	111.90
1	A	617	G	C8-N9-C1'	-6.80	118.16	127.00
1	A	301	G	N9-C4-C5	6.80	108.12	105.40
1	A	7	G	C5-C6-O6	-6.79	124.52	128.60
1	A	254	G	C8-N9-C4	6.79	109.11	106.40
1	A	701	C	N1-C2-O2	6.79	122.97	118.90
1	A	784	C	C6-N1-C2	-6.79	117.58	120.30
1	A	329	A	C6-C5-N7	-6.79	127.55	132.30
1	A	698	G	C8-N9-C1'	-6.78	118.18	127.00
1	A	753	A	N1-C6-N6	-6.78	114.53	118.60
1	A	747	C	N3-C4-C5	6.78	124.61	121.90
1	A	1370	G	C5-C6-O6	-6.77	124.54	128.60
1	A	695	A	C2-N3-C4	-6.77	107.22	110.60

*Continued on next page...*

*Continued from previous page...*

Mol	Chain	Res	Type	Atoms	Z	Observed(°)	Ideal(°)
1	A	697	U	N3-C4-O4	-6.77	114.66	119.40
1	A	876	G	N1-C6-O6	6.76	123.96	119.90
1	A	779	C	C2-N3-C4	-6.76	116.52	119.90
1	A	1516[A]	G	C4-C5-N7	-6.76	108.10	110.80
1	A	1516[B]	G	C4-C5-N7	-6.76	108.10	110.80
1	A	851	G	N3-C4-N9	6.76	130.06	126.00
1	A	292	G	C5-C6-O6	-6.76	124.55	128.60
1	A	586	C	C4-C5-C6	6.75	120.78	117.40
1	A	261	U	N1-C2-N3	6.75	118.95	114.90
1	A	353	A	C5-C6-N6	6.75	129.10	123.70
1	A	771	G	N9-C4-C5	-6.75	102.70	105.40
1	A	887	G	C5-C6-O6	-6.75	124.55	128.60
1	A	922	G	C4-N9-C1'	6.75	135.28	126.50
1	A	857	C	C6-N1-C2	-6.75	117.60	120.30
1	A	1531	A	C5-N7-C8	-6.75	100.53	103.90
1	A	703	G	N3-C4-C5	-6.74	125.23	128.60
1	A	733	A	C2-N3-C4	-6.74	107.23	110.60
1	A	839	U	C2-N1-C1'	6.74	125.79	117.70
1	A	248	C	C5-C6-N1	-6.74	117.63	121.00
1	A	382	A	C8-N9-C4	-6.74	103.11	105.80
1	A	582	U	C5-C4-O4	-6.74	121.86	125.90
1	A	1088	G	N3-C4-N9	-6.73	121.96	126.00
1	A	760	G	C2-N3-C4	-6.73	108.53	111.90
1	A	796	C	C5-C6-N1	-6.73	117.63	121.00
1	A	1417	G	N9-C4-C5	6.73	108.09	105.40
1	A	145	G	C5-C6-O6	-6.73	124.56	128.60
1	A	342	C	N3-C4-C5	-6.73	119.21	121.90
1	A	769	G	C5-C6-O6	-6.72	124.56	128.60
11	K	117	ASN	N-CA-C	6.72	129.14	111.00
1	A	128	G	C5-N7-C8	-6.72	100.94	104.30
1	A	1087	G	N1-C6-O6	6.71	123.93	119.90
1	A	1167	A	C8-N9-C4	-6.71	103.11	105.80
1	A	605	U	N3-C4-C5	-6.71	110.57	114.60
1	A	150	C	C6-N1-C2	-6.71	117.62	120.30
1	A	593	G	C5-C6-N1	-6.71	108.14	111.50
1	A	698	G	C6-C5-N7	-6.70	126.38	130.40
1	A	721	G	C8-N9-C1'	-6.70	118.29	127.00
1	A	755	G	C6-C5-N7	-6.70	126.38	130.40
1	A	22	G	C5-C6-N1	-6.70	108.15	111.50
1	A	299	G	C6-C5-N7	-6.70	126.38	130.40
1	A	482	A	C2-N3-C4	-6.70	107.25	110.60
1	A	1058	G	C4-C5-N7	-6.69	108.12	110.80

*Continued on next page...*

*Continued from previous page...*

Mol	Chain	Res	Type	Atoms	Z	Observed(°)	Ideal(°)
1	A	1286	A	C8-N9-C4	-6.69	103.12	105.80
1	A	1377	A	C5-C6-N6	6.69	129.05	123.70
1	A	306	G	C5-C6-N1	-6.68	108.16	111.50
1	A	662	G	C8-N9-C1'	-6.67	118.33	127.00
1	A	1399	C	C6-N1-C2	6.67	122.97	120.30
1	A	1530	G	C4-C5-N7	6.67	113.47	110.80
1	A	1385	G	C4-C5-N7	-6.67	108.13	110.80
1	A	327	A	C5-C6-N1	6.67	121.03	117.70
1	A	1442	G	N9-C4-C5	-6.66	102.73	105.40
1	A	488	C	N3-C4-C5	6.66	124.56	121.90
1	A	797	C	C5-C6-N1	-6.66	117.67	121.00
1	A	1350	A	C8-N9-C4	-6.66	103.14	105.80
1	A	116	A	C5-C6-N1	-6.66	114.37	117.70
1	A	907	A	C2-N3-C4	-6.66	107.27	110.60
1	A	129	U	C4-C5-C6	6.66	123.69	119.70
1	A	140	A	C2-N3-C4	-6.66	107.27	110.60
1	A	899	C	N3-C4-N4	6.66	122.66	118.00
1	A	851	G	C4-N9-C1'	6.65	135.15	126.50
1	A	947	G	N3-C4-N9	6.65	129.99	126.00
1	A	1080	A	C4-C5-N7	-6.64	107.38	110.70
1	A	1447	G	C4-C5-N7	6.64	113.46	110.80
1	A	819	A	C4-C5-C6	6.64	120.32	117.00
1	A	111	G	N1-C6-O6	6.64	123.88	119.90
1	A	1510	U	C4-C5-C6	6.64	123.68	119.70
1	A	573	A	C5-C6-N6	-6.64	118.39	123.70
1	A	902	G	C5-C6-N1	6.63	114.81	111.50
1	A	1358	U	N3-C2-O2	-6.63	117.56	122.20
1	A	326	G	C4-C5-C6	6.62	122.77	118.80
1	A	511	C	N3-C4-N4	-6.61	113.37	118.00
1	A	860	A	C6-N1-C2	-6.61	114.63	118.60
1	A	1470	G	N1-C6-O6	6.61	123.87	119.90
1	A	523	A	C2-N3-C4	-6.61	107.30	110.60
1	A	813	U	C5-C6-N1	6.60	126.00	122.70
1	A	1081	G	N1-C6-O6	6.60	123.86	119.90
1	A	47	C	C6-N1-C2	6.60	122.94	120.30
1	A	859	A	C5-N7-C8	-6.60	100.60	103.90
1	A	509	A	C8-N9-C4	-6.60	103.16	105.80
1	A	932	C	N3-C2-O2	-6.59	117.28	121.90
1	A	565	U	N3-C2-O2	6.59	126.81	122.20
1	A	129(A)	G	N9-C4-C5	-6.59	102.77	105.40
1	A	167	G	C4-C5-N7	6.59	113.43	110.80
1	A	285	G	N1-C2-N3	6.59	127.85	123.90

*Continued on next page...*

*Continued from previous page...*

Mol	Chain	Res	Type	Atoms	Z	Observed(°)	Ideal(°)
1	A	813	U	C5-C4-O4	-6.59	121.95	125.90
1	A	450	G	N7-C8-N9	-6.57	109.81	113.10
1	A	873	A	N9-C4-C5	6.57	108.43	105.80
1	A	117	G	C5-C6-O6	-6.57	124.66	128.60
1	A	777	A	N1-C6-N6	6.56	122.54	118.60
1	A	671	G	C6-C5-N7	-6.56	126.46	130.40
1	A	959	A	C8-N9-C4	-6.56	103.17	105.80
1	A	16	A	N1-C2-N3	6.56	132.58	129.30
1	A	226	G	N9-C4-C5	-6.56	102.78	105.40
1	A	888	G	C5-C6-N1	-6.55	108.22	111.50
1	A	1181	G	C4-N9-C1'	-6.55	117.98	126.50
1	A	599	C	C5-C6-N1	-6.55	117.73	121.00
17	Q	98	LEU	CA-CB-CG	6.55	130.36	115.30
1	A	1233	G	N1-C6-O6	6.54	123.83	119.90
1	A	1442	G	C5-C6-O6	-6.54	124.67	128.60
1	A	1513	A	C2-N3-C4	-6.54	107.33	110.60
1	A	141	A	N9-C4-C5	-6.54	103.18	105.80
1	A	600	C	N3-C4-N4	-6.54	113.42	118.00
1	A	813	U	N3-C4-O4	6.54	123.98	119.40
1	A	583	A	C5-C6-N6	-6.54	118.47	123.70
1	A	609	A	C5-C6-N1	-6.54	114.43	117.70
1	A	226	G	C8-N9-C4	6.54	109.01	106.40
1	A	942	G	N1-C6-O6	6.53	123.82	119.90
1	A	696	A	C6-N1-C2	-6.53	114.68	118.60
1	A	697	U	C2-N1-C1'	-6.53	109.86	117.70
1	A	786	G	C8-N9-C4	-6.53	103.79	106.40
1	A	1330	U	C5-C4-O4	-6.53	121.98	125.90
1	A	353	A	N9-C4-C5	6.52	108.41	105.80
1	A	782	A	C4-C5-C6	6.52	120.26	117.00
1	A	454	C	N1-C2-O2	6.52	122.81	118.90
1	A	898	G	C8-N9-C4	6.52	109.01	106.40
1	A	10	A	N1-C6-N6	-6.51	114.69	118.60
1	A	760	G	C4-C5-N7	-6.51	108.20	110.80
1	A	854	G	C8-N9-C1'	-6.51	118.54	127.00
1	A	758	G	C5-C6-N1	-6.51	108.25	111.50
1	A	881	G	C5-C6-O6	-6.51	124.70	128.60
1	A	1508	G	C5-C6-N1	6.51	114.75	111.50
1	A	76	C	C5-C6-N1	-6.50	117.75	121.00
1	A	1269	A	C2-N3-C4	-6.50	107.35	110.60
1	A	396	G	N3-C4-C5	-6.50	125.35	128.60
1	A	944	G	N3-C4-C5	-6.50	125.35	128.60
1	A	562	C	N1-C2-O2	6.49	122.80	118.90

*Continued on next page...*

*Continued from previous page...*

Mol	Chain	Res	Type	Atoms	Z	Observed(°)	Ideal(°)
1	A	814	A	C8-N9-C4	6.49	108.40	105.80
1	A	686	U	N3-C2-O2	-6.49	117.66	122.20
1	A	1510	U	C5-C4-O4	6.49	129.79	125.90
1	A	729	A	N1-C6-N6	6.49	122.49	118.60
1	A	317	G	N9-C4-C5	-6.49	102.81	105.40
1	A	594	G	N1-C2-N2	-6.49	110.36	116.20
1	A	1376	U	C5-C6-N1	-6.49	119.46	122.70
1	A	880	C	C5-C4-N4	-6.48	115.66	120.20
1	A	589	C	C5-C6-N1	-6.48	117.76	121.00
1	A	728	A	N1-C2-N3	6.48	132.54	129.30
1	A	753	A	C6-N1-C2	-6.48	114.71	118.60
1	A	1274	G	C8-N9-C4	-6.48	103.81	106.40
1	A	58	C	C6-N1-C2	-6.47	117.71	120.30
1	A	889	A	N1-C2-N3	6.47	132.54	129.30
1	A	322	C	C4-C5-C6	6.47	120.64	117.40
1	A	858	G	N3-C2-N2	6.47	124.43	119.90
1	A	279	A	N1-C2-N3	6.46	132.53	129.30
1	A	7	G	C4-C5-N7	6.46	113.38	110.80
1	A	53	A	C6-N1-C2	-6.46	114.72	118.60
1	A	1305	G	C5-C6-N1	-6.46	108.27	111.50
1	A	46	G	N1-C6-O6	6.45	123.77	119.90
1	A	1379	G	C6-N1-C2	-6.45	121.23	125.10
1	A	132	C	N3-C2-O2	-6.45	117.39	121.90
1	A	755	G	C4-N9-C1'	6.44	134.88	126.50
1	A	242	C	C2-N3-C4	-6.44	116.68	119.90
1	A	14	U	C6-N1-C2	-6.44	117.14	121.00
1	A	728	A	C6-C5-N7	-6.44	127.79	132.30
1	A	750	G	N3-C4-C5	-6.43	125.38	128.60
1	A	119	A	N1-C6-N6	-6.43	114.74	118.60
1	A	858	G	N1-C6-O6	-6.43	116.04	119.90
1	A	1318	A	C4-C5-C6	-6.43	113.78	117.00
1	A	708	C	N3-C4-C5	6.43	124.47	121.90
1	A	67	C	C6-N1-C2	-6.42	117.73	120.30
5	E	152	ARG	NE-CZ-NH2	-6.42	117.09	120.30
1	A	1416	G	C8-N9-C4	-6.42	103.83	106.40
1	A	370	C	N1-C2-O2	6.42	122.75	118.90
1	A	425	G	N3-C4-C5	-6.42	125.39	128.60
1	A	1098	C	C6-N1-C2	6.42	122.87	120.30
1	A	1269	A	C8-N9-C4	6.42	108.37	105.80
1	A	626	U	C2-N1-C1'	6.42	125.40	117.70
1	A	1514	C	N3-C2-O2	-6.42	117.41	121.90
1	A	657	G	C6-C5-N7	-6.41	126.55	130.40

*Continued on next page...*

*Continued from previous page...*

Mol	Chain	Res	Type	Atoms	Z	Observed(°)	Ideal(°)
1	A	722	A	C4-C5-N7	6.41	113.91	110.70
1	A	558	G	C5-C6-O6	-6.41	124.75	128.60
1	A	941	G	N7-C8-N9	6.41	116.31	113.10
1	A	732	C	C6-N1-C2	6.41	122.86	120.30
1	A	1380	U	C5-C6-N1	-6.41	119.50	122.70
1	A	450	G	C5-C6-O6	6.40	132.44	128.60
1	A	752	G	C4-C5-N7	-6.40	108.24	110.80
1	A	869	G	C5-N7-C8	6.40	107.50	104.30
1	A	32	A	N1-C2-N3	6.39	132.50	129.30
1	A	703	G	C8-N9-C4	-6.39	103.84	106.40
1	A	941	G	C4-C5-N7	6.39	113.36	110.80
1	A	851	G	N3-C4-C5	-6.39	125.41	128.60
1	A	576	G	C8-N9-C1'	-6.38	118.70	127.00
1	A	887	G	C4-C5-N7	6.38	113.35	110.80
1	A	552	U	N1-C2-N3	6.38	118.73	114.90
1	A	248	C	C2-N3-C4	-6.38	116.71	119.90
1	A	833	U	N1-C2-N3	6.38	118.72	114.90
1	A	400	C	C6-N1-C2	6.37	122.85	120.30
1	A	757	U	N3-C4-C5	-6.37	110.78	114.60
1	A	789	U	C5-C4-O4	6.37	129.72	125.90
1	A	277	C	N3-C4-C5	6.37	124.45	121.90
1	A	859	A	N7-C8-N9	6.37	116.98	113.80
1	A	1455	G	C4-C5-N7	6.37	113.35	110.80
1	A	1508	G	N3-C4-C5	-6.37	125.42	128.60
1	A	583	A	C4-C5-N7	6.36	113.88	110.70
1	A	357	G	C2-N3-C4	-6.36	108.72	111.90
1	A	26	A	C2-N3-C4	-6.35	107.42	110.60
1	A	1359	C	C6-N1-C2	-6.35	117.76	120.30
1	A	871	U	N1-C2-N3	-6.35	111.09	114.90
1	A	1107	C	N3-C4-C5	-6.35	119.36	121.90
1	A	451	A	C4-C5-N7	6.35	113.87	110.70
1	A	755	G	C8-N9-C1'	-6.35	118.75	127.00
1	A	576	G	C4-N9-C1'	6.35	134.75	126.50
1	A	910	C	C6-N1-C2	6.35	122.84	120.30
1	A	861	G	C6-N1-C2	-6.34	121.29	125.10
1	A	1508	G	N7-C8-N9	6.34	116.27	113.10
1	A	832	C	N1-C2-O2	-6.34	115.10	118.90
1	A	1139	G	N3-C4-C5	-6.34	125.43	128.60
1	A	1299	A	N1-C2-N3	6.33	132.47	129.30
1	A	7	G	N1-C2-N2	-6.33	110.50	116.20
1	A	251	G	N1-C2-N2	-6.33	110.50	116.20
1	A	628	G	N3-C4-C5	-6.33	125.44	128.60

*Continued on next page...*

*Continued from previous page...*

Mol	Chain	Res	Type	Atoms	Z	Observed(°)	Ideal(°)
1	A	1442	G	N3-C2-N2	6.33	124.33	119.90
1	A	862	C	N1-C2-N3	-6.32	114.78	119.20
1	A	481	G	C5-C6-O6	-6.32	124.81	128.60
1	A	160	A	C8-N9-C4	-6.31	103.28	105.80
1	A	818	G	C2-N3-C4	6.31	115.05	111.90
1	A	1514	C	C2-N3-C4	-6.31	116.75	119.90
1	A	657	G	C4-C5-C6	6.31	122.58	118.80
1	A	811	C	N3-C4-C5	-6.31	119.38	121.90
1	A	52	G	N3-C4-N9	6.30	129.78	126.00
1	A	893	C	C6-N1-C2	-6.30	117.78	120.30
2	B	221	LEU	CA-CB-CG	6.30	129.79	115.30
1	A	377	G	C6-C5-N7	-6.30	126.62	130.40
1	A	945	G	C4-C5-N7	6.29	113.32	110.80
1	A	900	A	C4-C5-N7	6.29	113.85	110.70
1	A	974	A	N1-C6-N6	-6.29	114.83	118.60
1	A	515	G	C6-C5-N7	-6.29	126.63	130.40
1	A	1082	G	N1-C6-O6	6.29	123.67	119.90
1	A	1509	C	C5-C6-N1	-6.29	117.86	121.00
5	E	115	VAL	CB-CA-C	-6.29	99.45	111.40
1	A	1108	G	N9-C4-C5	6.29	107.92	105.40
1	A	1200	C	C6-N1-C1'	-6.29	113.26	120.80
1	A	91	C	C5-C6-N1	6.29	124.14	121.00
1	A	15	G	C6-C5-N7	-6.28	126.63	130.40
1	A	796	C	C2-N3-C4	-6.28	116.76	119.90
1	A	924	C	N1-C2-O2	-6.28	115.13	118.90
1	A	1330	U	N3-C4-O4	6.28	123.80	119.40
1	A	765	G	C5-C6-N1	-6.28	108.36	111.50
1	A	280	C	N3-C4-N4	-6.27	113.61	118.00
1	A	802	A	N1-C6-N6	6.27	122.36	118.60
1	A	1528	U	C6-N1-C2	6.27	124.76	121.00
1	A	854	G	C4-N9-C1'	6.27	134.65	126.50
1	A	388	G	C4-C5-N7	-6.26	108.29	110.80
1	A	754	C	N3-C2-O2	-6.26	117.52	121.90
1	A	526	C	C6-N1-C2	6.26	122.81	120.30
1	A	731	G	C5-C6-O6	-6.26	124.84	128.60
1	A	76	C	C5-C4-N4	6.26	124.58	120.20
1	A	119	A	C6-N1-C2	-6.26	114.84	118.60
1	A	584	G	C2-N3-C4	6.26	115.03	111.90
1	A	1186	G	C5-C6-N1	-6.26	108.37	111.50
15	O	57	LEU	CB-CG-CD1	-6.26	100.36	111.00
1	A	782	A	C2-N3-C4	-6.25	107.47	110.60
1	A	924	C	C6-N1-C2	-6.25	117.80	120.30

*Continued on next page...*

*Continued from previous page...*

Mol	Chain	Res	Type	Atoms	Z	Observed(°)	Ideal(°)
1	A	1332	A	N9-C4-C5	6.25	108.30	105.80
17	Q	99	SER	N-CA-C	6.25	127.87	111.00
1	A	570	G	C8-N9-C4	-6.24	103.90	106.40
1	A	1373	G	C5-C6-O6	6.24	132.35	128.60
1	A	332	G	N3-C2-N2	-6.24	115.53	119.90
1	A	124	G	N1-C2-N3	6.24	127.64	123.90
1	A	617	G	N9-C4-C5	-6.24	102.90	105.40
1	A	290	C	C2-N3-C4	-6.24	116.78	119.90
1	A	662	G	C6-C5-N7	-6.24	126.66	130.40
1	A	1232	U	N1-C2-O2	-6.23	118.44	122.80
1	A	328	C	C2-N3-C4	6.23	123.02	119.90
1	A	1501	C	C5-C6-N1	-6.23	117.88	121.00
1	A	183	G	C4-C5-N7	6.23	113.29	110.80
1	A	659	U	C2-N3-C4	-6.23	123.26	127.00
1	A	1376	U	N3-C2-O2	-6.23	117.84	122.20
1	A	713	G	C8-N9-C4	-6.22	103.91	106.40
1	A	882	C	N1-C2-N3	6.22	123.56	119.20
1	A	229	U	N1-C2-N3	6.22	118.63	114.90
1	A	1525	G	C2-N3-C4	6.22	115.01	111.90
1	A	1509	C	C2-N3-C4	-6.22	116.79	119.90
1	A	658	G	N9-C4-C5	-6.22	102.91	105.40
1	A	377	G	N3-C4-C5	-6.22	125.49	128.60
1	A	658	G	N1-C6-O6	6.22	123.63	119.90
1	A	881	G	N1-C2-N3	6.22	127.63	123.90
1	A	1205	U	N3-C2-O2	-6.21	117.85	122.20
1	A	931	C	N3-C4-N4	-6.21	113.65	118.00
1	A	565	U	N3-C4-C5	6.21	118.33	114.60
1	A	873	A	N1-C6-N6	-6.21	114.88	118.60
1	A	650	G	C5-C6-O6	-6.21	124.88	128.60
1	A	654	G	N1-C6-O6	6.20	123.62	119.90
1	A	24	U	C5-C6-N1	-6.20	119.60	122.70
1	A	605	U	C4-C5-C6	6.20	123.42	119.70
1	A	635	G	C2-N3-C4	-6.20	108.80	111.90
1	A	728	A	N1-C6-N6	6.20	122.32	118.60
1	A	1299	A	C5-N7-C8	-6.20	100.80	103.90
1	A	1373	G	C5-N7-C8	6.20	107.40	104.30
20	T	94	ALA	N-CA-C	-6.20	94.27	111.00
1	A	257	G	N1-C6-O6	6.20	123.62	119.90
1	A	401	C	N3-C4-C5	6.20	124.38	121.90
17	Q	22	LEU	CA-CB-CG	-6.20	101.05	115.30
1	A	184	G	C5-C6-O6	-6.19	124.89	128.60
1	A	266	G	C4-N9-C1'	6.19	134.54	126.50

*Continued on next page...*

*Continued from previous page...*

Mol	Chain	Res	Type	Atoms	Z	Observed(°)	Ideal(°)
1	A	24	U	C6-N1-C2	6.18	124.71	121.00
1	A	80	G	N7-C8-N9	6.18	116.19	113.10
1	A	925	G	C8-N9-C4	-6.17	103.93	106.40
1	A	122	G	C4-C5-N7	6.17	113.27	110.80
1	A	250	A	N3-C4-C5	6.17	131.12	126.80
1	A	623	C	C6-N1-C2	6.17	122.77	120.30
1	A	64	G	C4-C5-N7	6.17	113.27	110.80
1	A	835	U	C5-C6-N1	-6.17	119.62	122.70
1	A	863	U	C2-N1-C1'	-6.17	110.30	117.70
1	A	946	A	N1-C2-N3	6.17	132.38	129.30
1	A	872	A	C5-C6-N1	-6.16	114.62	117.70
1	A	77	G	C5-C6-N1	6.15	114.58	111.50
1	A	78	G	N1-C6-O6	6.15	123.59	119.90
1	A	142	G	N3-C4-C5	-6.15	125.52	128.60
1	A	577	G	N3-C4-C5	6.15	131.68	128.60
1	A	1412	C	C6-N1-C2	-6.15	117.84	120.30
1	A	708	C	C6-N1-C2	6.15	122.76	120.30
1	A	1447	G	C5-N7-C8	-6.15	101.23	104.30
1	A	141	A	C2-N3-C4	-6.14	107.53	110.60
1	A	590	C	C6-N1-C2	6.14	122.76	120.30
1	A	285	G	C5-C6-N1	-6.14	108.43	111.50
1	A	294	U	C6-N1-C2	6.14	124.69	121.00
1	A	780	A	N1-C2-N3	6.14	132.37	129.30
1	A	279	A	N3-C4-N9	-6.14	122.49	127.40
1	A	153	C	C6-N1-C2	-6.13	117.85	120.30
1	A	633	G	C4-C5-N7	6.13	113.25	110.80
1	A	589	C	C2-N3-C4	-6.13	116.83	119.90
1	A	1530	G	N3-C4-C5	6.13	131.67	128.60
1	A	226	G	C5-C6-O6	-6.13	124.92	128.60
1	A	253	U	N1-C2-O2	-6.13	118.51	122.80
1	A	574	A	N3-C4-N9	-6.13	122.49	127.40
1	A	1238	A	N1-C6-N6	6.13	122.28	118.60
1	A	1268	A	N9-C4-C5	6.13	108.25	105.80
1	A	451	A	N3-C4-C5	6.13	131.09	126.80
1	A	729	A	C6-C5-N7	-6.13	128.01	132.30
1	A	1071	C	C6-N1-C2	6.13	122.75	120.30
1	A	1129	C	C6-N1-C2	-6.13	117.85	120.30
1	A	43	C	C6-N1-C2	6.12	122.75	120.30
1	A	787	A	C4-C5-N7	6.12	113.76	110.70
1	A	450	G	C4-C5-N7	-6.12	108.35	110.80
1	A	830	G	N1-C6-O6	6.12	123.57	119.90
1	A	882	C	C2-N3-C4	-6.12	116.84	119.90

*Continued on next page...*

*Continued from previous page...*

Mol	Chain	Res	Type	Atoms	Z	Observed(°)	Ideal(°)
1	A	760	G	N3-C4-N9	-6.12	122.33	126.00
1	A	925	G	N7-C8-N9	6.12	116.16	113.10
1	A	439	A	C8-N9-C4	-6.11	103.36	105.80
1	A	662	G	C4-N9-C1'	6.11	134.44	126.50
1	A	1192	C	N3-C4-C5	6.11	124.34	121.90
1	A	16	A	N7-C8-N9	-6.11	110.75	113.80
1	A	526	C	N1-C2-O2	6.11	122.56	118.90
1	A	120	A	C8-N9-C4	6.10	108.24	105.80
1	A	590	C	C5-C6-N1	-6.10	117.95	121.00
1	A	319	G	C4-N9-C1'	6.10	134.43	126.50
1	A	1497	G	N3-C4-C5	-6.10	125.55	128.60
1	A	119	A	C5-C6-N1	6.10	120.75	117.70
1	A	568	G	C8-N9-C4	-6.10	103.96	106.40
1	A	720	C	N1-C2-O2	6.10	122.56	118.90
1	A	868	C	N1-C2-N3	6.10	123.47	119.20
1	A	573	A	C8-N9-C4	-6.09	103.36	105.80
1	A	276	G	C8-N9-C4	6.09	108.84	106.40
1	A	1421	G	C8-N9-C4	-6.09	103.96	106.40
1	A	519	C	N1-C2-O2	6.09	122.55	118.90
1	A	1442	G	C4-C5-C6	6.09	122.45	118.80
1	A	573	A	C6-C5-N7	-6.09	128.04	132.30
1	A	660	G	C4-C5-N7	6.09	113.23	110.80
1	A	753	A	C2-N3-C4	-6.09	107.56	110.60
1	A	971	G	N1-C6-O6	6.08	123.55	119.90
1	A	1403	C	C6-N1-C1'	-6.08	113.50	120.80
1	A	268	C	N3-C4-C5	-6.08	119.47	121.90
1	A	320	C	C5-C6-N1	-6.08	117.96	121.00
1	A	1162	C	C6-N1-C2	6.08	122.73	120.30
1	A	47	C	C6-N1-C1'	-6.07	113.52	120.80
1	A	232	G	C8-N9-C4	6.07	108.83	106.40
1	A	46	G	C2-N3-C4	-6.07	108.87	111.90
1	A	975	A	C4-C5-N7	6.07	113.73	110.70
1	A	1442	G	N7-C8-N9	6.07	116.13	113.10
1	A	807	A	N1-C2-N3	6.06	132.33	129.30
1	A	167	G	C8-N9-C1'	-6.06	119.12	127.00
1	A	574	A	N3-C4-C5	6.06	131.04	126.80
1	A	1131	G	C8-N9-C4	-6.06	103.98	106.40
1	A	141	A	N3-C4-C5	6.06	131.04	126.80
1	A	305	G	C5-C6-O6	6.06	132.24	128.60
1	A	572	A	C5-C6-N1	6.06	120.73	117.70
1	A	789	U	C6-N1-C2	-6.05	117.37	121.00
1	A	881	G	C6-N1-C2	-6.05	121.47	125.10

*Continued on next page...*

*Continued from previous page...*

Mol	Chain	Res	Type	Atoms	Z	Observed(°)	Ideal(°)
1	A	1161	C	C6-N1-C2	-6.05	117.88	120.30
1	A	644	G	C5-C6-O6	-6.05	124.97	128.60
1	A	1224	G	C4-N9-C1'	-6.05	118.63	126.50
1	A	370	C	N3-C2-O2	-6.05	117.67	121.90
1	A	816	A	N3-C4-N9	-6.05	122.56	127.40
1	A	662	G	N3-C4-N9	6.05	129.63	126.00
1	A	558	G	N1-C6-O6	6.04	123.53	119.90
1	A	591	U	C2-N3-C4	-6.04	123.37	127.00
1	A	322	C	N3-C4-C5	-6.04	119.48	121.90
1	A	1131	G	C6-C5-N7	-6.03	126.78	130.40
1	A	636	U	N3-C4-O4	6.03	123.62	119.40
1	A	24	U	C2-N3-C4	-6.03	123.38	127.00
1	A	817	C	C2-N1-C1'	6.03	125.43	118.80
1	A	835	U	N3-C4-C5	-6.03	110.98	114.60
1	A	867	G	N3-C4-N9	6.03	129.62	126.00
1	A	16	A	C8-N9-C4	6.02	108.21	105.80
1	A	1542	U	N1-C2-N3	-6.02	111.29	114.90
1	A	569	C	N1-C2-O2	-6.02	115.29	118.90
1	A	687	A	P-O3'-C3'	6.02	126.92	119.70
1	A	1314	C	C6-N1-C2	-6.02	117.89	120.30
1	A	1529	G	N7-C8-N9	6.02	116.11	113.10
1	A	644	G	C5-N7-C8	-6.02	101.29	104.30
1	A	720	C	C2-N1-C1'	6.02	125.42	118.80
1	A	1081	G	C5-C6-O6	-6.02	124.99	128.60
1	A	643	C	N3-C4-N4	-6.02	113.79	118.00
1	A	799	G	N9-C4-C5	-6.01	102.99	105.40
1	A	697	U	C5-C6-N1	-6.01	119.69	122.70
1	A	279	A	C4-C5-C6	6.01	120.01	117.00
1	A	597	G	N3-C4-N9	6.01	129.61	126.00
1	A	1058	G	C5-C6-O6	6.01	132.21	128.60
1	A	758	G	C4-C5-C6	6.01	122.41	118.80
1	A	639	G	C2-N3-C4	-6.01	108.90	111.90
1	A	1371	G	C8-N9-C4	-6.01	104.00	106.40
1	A	660	G	C6-C5-N7	-6.00	126.80	130.40
1	A	231	G	N1-C6-O6	6.00	123.50	119.90
1	A	231	G	N9-C4-C5	-6.00	103.00	105.40
1	A	251	G	N3-C4-C5	-5.99	125.60	128.60
1	A	1395	C	N3-C2-O2	5.99	126.10	121.90
1	A	1336	C	N1-C2-O2	5.99	122.49	118.90
1	A	68	G	N3-C4-N9	-5.99	122.41	126.00
1	A	110	C	N3-C2-O2	5.99	126.09	121.90
1	A	366	C	N3-C2-O2	-5.98	117.71	121.90

*Continued on next page...*

*Continued from previous page...*

Mol	Chain	Res	Type	Atoms	Z	Observed(°)	Ideal(°)
1	A	518	C	C6-N1-C1'	-5.98	113.62	120.80
1	A	851	G	C8-N9-C1'	-5.98	119.22	127.00
1	A	80	G	C4-C5-C6	5.98	122.39	118.80
1	A	110	C	C6-N1-C2	5.98	122.69	120.30
1	A	815	A	N7-C8-N9	-5.97	110.81	113.80
1	A	27	G	C5-N7-C8	-5.97	101.31	104.30
1	A	1446	A	C8-N9-C4	5.97	108.19	105.80
1	A	584	G	N1-C6-O6	5.97	123.48	119.90
1	A	894	G	N1-C6-O6	5.97	123.48	119.90
1	A	1477	C	C6-N1-C2	-5.96	117.91	120.30
1	A	129(A)	G	C4-C5-N7	5.96	113.19	110.80
1	A	1322	C	C2-N1-C1'	5.96	125.36	118.80
1	A	59	A	C4-C5-N7	5.96	113.68	110.70
1	A	817	C	C2-N3-C4	-5.96	116.92	119.90
1	A	281	G	P-O3'-C3'	5.96	126.85	119.70
1	A	859	A	C5-C6-N6	-5.96	118.94	123.70
1	A	754	C	C2-N1-C1'	5.96	125.35	118.80
1	A	281	G	C5-C6-N1	-5.95	108.52	111.50
1	A	861	G	C5-C6-O6	-5.95	125.03	128.60
1	A	1354	C	C6-N1-C2	-5.95	117.92	120.30
1	A	357	G	C5-C6-O6	-5.95	125.03	128.60
1	A	639	G	N1-C2-N3	5.95	127.47	123.90
1	A	620	C	C5-C4-N4	-5.95	116.03	120.20
1	A	899	C	C2-N1-C1'	5.95	125.34	118.80
1	A	909	A	C5-C6-N6	-5.95	118.94	123.70
1	A	944	G	C4-N9-C1'	5.95	134.23	126.50
1	A	329	A	N1-C2-N3	5.94	132.27	129.30
1	A	127	G	C8-N9-C4	5.94	108.78	106.40
1	A	304	U	C5-C6-N1	-5.94	119.73	122.70
1	A	757	U	C4-C5-C6	5.94	123.26	119.70
1	A	92	C	C6-N1-C1'	-5.93	113.68	120.80
1	A	569	C	N3-C4-N4	-5.93	113.85	118.00
1	A	778	G	N1-C6-O6	5.93	123.46	119.90
1	A	617	G	N3-C4-N9	5.93	129.56	126.00
1	A	111	G	N3-C4-N9	-5.93	122.44	126.00
1	A	59	A	C5-N7-C8	-5.93	100.94	103.90
1	A	540	G	C5-C6-O6	-5.93	125.05	128.60
1	A	569	C	C2-N1-C1'	-5.93	112.28	118.80
1	A	722	A	C5-N7-C8	-5.93	100.94	103.90
1	A	941	G	C5-C6-O6	-5.92	125.05	128.60
1	A	722	A	N9-C4-C5	-5.92	103.43	105.80
1	A	857	C	N3-C4-C5	-5.92	119.53	121.90

*Continued on next page...*

*Continued from previous page...*

Mol	Chain	Res	Type	Atoms	Z	Observed(°)	Ideal(°)
1	A	53	A	C5-C6-N1	5.92	120.66	117.70
1	A	121	C	N1-C2-O2	-5.92	115.35	118.90
1	A	379	C	C2-N3-C4	-5.92	116.94	119.90
2	B	44	LEU	CA-CB-CG	-5.92	101.70	115.30
1	A	873	A	C5-C6-N1	5.91	120.66	117.70
1	A	43	C	C5-C6-N1	-5.91	118.05	121.00
1	A	724	G	N7-C8-N9	5.91	116.05	113.10
1	A	851	G	C6-C5-N7	-5.90	126.86	130.40
1	A	197	A	C8-N9-C4	5.90	108.16	105.80
1	A	718	G	N7-C8-N9	5.90	116.05	113.10
1	A	27	G	C4-C5-N7	5.90	113.16	110.80
1	A	931	C	C4-C5-C6	5.90	120.35	117.40
1	A	294	U	C5-C6-N1	-5.89	119.75	122.70
1	A	691	G	C4-C5-N7	5.89	113.16	110.80
1	A	828	A	N1-C6-N6	5.89	122.14	118.60
1	A	578	C	C6-N1-C2	-5.89	117.94	120.30
1	A	95	U	C5-C6-N1	5.89	125.64	122.70
1	A	910	C	N3-C4-C5	5.89	124.26	121.90
1	A	720	C	C6-N1-C2	-5.89	117.94	120.30
1	A	553	A	C8-N9-C4	5.88	108.15	105.80
1	A	864	A	N7-C8-N9	-5.88	110.86	113.80
1	A	947	G	N3-C2-N2	5.88	124.02	119.90
1	A	1428	A	N1-C6-N6	5.88	122.13	118.60
1	A	488	C	C6-N1-C2	5.88	122.65	120.30
1	A	1226	C	N1-C2-O2	5.88	122.43	118.90
1	A	25	C	C6-N1-C2	5.88	122.65	120.30
1	A	881	G	N3-C4-N9	5.88	129.53	126.00
1	A	1531	A	C6-N1-C2	5.88	122.13	118.60
1	A	824	C	C5-C6-N1	-5.88	118.06	121.00
1	A	329	A	C4-C5-C6	5.87	119.94	117.00
1	A	583	A	C5-N7-C8	-5.87	100.97	103.90
1	A	633	G	C5-C6-O6	-5.87	125.08	128.60
1	A	814	A	C6-N1-C2	-5.87	115.08	118.60
1	A	542	G	N3-C4-C5	-5.87	125.67	128.60
12	L	15	ARG	NE-CZ-NH1	5.87	123.23	120.30
1	A	761	G	N3-C4-N9	-5.87	122.48	126.00
1	A	1490	C	C4-C5-C6	-5.86	114.47	117.40
1	A	597	G	N1-C2-N3	5.86	127.42	123.90
12	L	26	ALA	N-CA-C	-5.86	95.19	111.00
1	A	144	G	C5-C6-N1	-5.86	108.57	111.50
1	A	407	G	N3-C4-C5	5.86	131.53	128.60
1	A	907	A	N9-C4-C5	5.85	108.14	105.80

*Continued on next page...*

*Continued from previous page...*

Mol	Chain	Res	Type	Atoms	Z	Observed(°)	Ideal(°)
1	A	811	C	C6-N1-C1'	-5.85	113.78	120.80
1	A	823	G	N1-C2-N3	5.85	127.41	123.90
1	A	1316	G	C8-N9-C4	5.85	108.74	106.40
1	A	310	G	C5-C6-O6	-5.85	125.09	128.60
1	A	446	G	C4-N9-C1'	5.85	134.10	126.50
1	A	1149	C	C5-C6-N1	5.85	123.92	121.00
1	A	250	A	C6-N1-C2	5.84	122.11	118.60
1	A	907	A	C8-N9-C4	-5.84	103.46	105.80
1	A	1516[A]	G	N7-C8-N9	5.84	116.02	113.10
1	A	1516[B]	G	N7-C8-N9	5.84	116.02	113.10
1	A	295	C	N3-C4-N4	-5.84	113.91	118.00
1	A	906	G	N9-C4-C5	-5.84	103.06	105.40
1	A	530	G	C8-N9-C4	-5.84	104.07	106.40
1	A	935	A	N9-C4-C5	5.83	108.13	105.80
1	A	450	G	C5-N7-C8	5.83	107.21	104.30
1	A	32	A	C6-N1-C2	-5.83	115.11	118.60
1	A	632	A	C8-N9-C4	-5.83	103.47	105.80
1	A	1103	C	C2-N3-C4	-5.83	116.99	119.90
1	A	482	A	C5-N7-C8	-5.82	100.99	103.90
1	A	1299	A	C8-N9-C4	-5.82	103.47	105.80
1	A	307	C	C5-C6-N1	5.82	123.91	121.00
1	A	363	A	C8-N9-C4	-5.82	103.47	105.80
1	A	8	A	N9-C4-C5	5.82	108.13	105.80
1	A	580	U	N3-C4-O4	5.82	123.47	119.40
1	A	360	A	C8-N9-C4	-5.82	103.47	105.80
1	A	572	A	C6-N1-C2	-5.82	115.11	118.60
1	A	1203	C	C5-C6-N1	5.81	123.91	121.00
1	A	938	A	N9-C4-C5	5.81	108.12	105.80
1	A	981	U	N3-C4-O4	5.81	123.47	119.40
1	A	1178	G	N9-C4-C5	5.81	107.72	105.40
1	A	1530	G	N1-C6-O6	5.81	123.39	119.90
1	A	221	C	N3-C4-N4	-5.81	113.93	118.00
1	A	279	A	N3-C4-C5	5.81	130.86	126.80
1	A	319	G	C5-N7-C8	-5.80	101.40	104.30
1	A	327	A	C6-N1-C2	-5.80	115.12	118.60
1	A	654	G	N3-C4-C5	5.80	131.50	128.60
1	A	684	A	N9-C4-C5	5.80	108.12	105.80
1	A	722	A	N3-C4-C5	5.80	130.86	126.80
1	A	849	C	N3-C4-C5	5.80	124.22	121.90
1	A	1295	G	N7-C8-N9	5.80	116.00	113.10
1	A	574	A	C2-N3-C4	-5.80	107.70	110.60
1	A	326	G	C4-N9-C1'	5.80	134.04	126.50

*Continued on next page...*

*Continued from previous page...*

Mol	Chain	Res	Type	Atoms	Z	Observed(°)	Ideal(°)
1	A	413	G	C5-C6-O6	-5.79	125.12	128.60
1	A	615	C	C2-N1-C1'	5.79	125.17	118.80
1	A	947	G	N1-C2-N2	-5.79	110.98	116.20
1	A	1190	G	N3-C4-C5	-5.79	125.70	128.60
1	A	914	G	N1-C2-N2	5.79	121.41	116.20
1	A	577	G	C2-N3-C4	-5.79	109.01	111.90
1	A	1478	C	C5-C6-N1	5.78	123.89	121.00
1	A	486	U	C6-N1-C2	5.78	124.47	121.00
1	A	80	G	N1-C6-O6	5.78	123.37	119.90
1	A	908	A	C2-N3-C4	-5.78	107.71	110.60
1	A	1376	U	N3-C4-O4	-5.78	115.35	119.40
1	A	597	G	N3-C4-C5	-5.78	125.71	128.60
1	A	639	G	C8-N9-C4	5.78	108.71	106.40
1	A	1370	G	C8-N9-C1'	-5.78	119.49	127.00
1	A	199	G	N3-C2-N2	-5.77	115.86	119.90
1	A	1356	G	C4-C5-N7	5.77	113.11	110.80
1	A	141	A	C4-C5-N7	5.77	113.58	110.70
1	A	667	G	C6-C5-N7	-5.77	126.94	130.40
1	A	972	C	N3-C4-C5	-5.77	119.59	121.90
1	A	1228	C	C2-N1-C1'	5.77	125.15	118.80
1	A	936	C	C4-C5-C6	5.77	120.28	117.40
1	A	345	C	C6-N1-C2	-5.77	117.99	120.30
1	A	509	A	C3'-C2'-C1'	-5.76	96.89	101.50
1	A	550	G	N1-C2-N3	5.76	127.36	123.90
1	A	779	C	C5-C6-N1	-5.76	118.12	121.00
1	A	1318	A	N9-C4-C5	-5.76	103.50	105.80
1	A	1379	G	C2-N3-C4	5.76	114.78	111.90
1	A	1386	G	N1-C2-N3	5.76	127.36	123.90
1	A	232	G	C4-C5-C6	5.76	122.26	118.80
1	A	776	G	N3-C4-N9	-5.76	122.54	126.00
1	A	945	G	C5-N7-C8	-5.76	101.42	104.30
1	A	1318	A	N1-C2-N3	-5.76	126.42	129.30
1	A	251	G	N3-C4-N9	5.75	129.45	126.00
1	A	250	A	N9-C4-C5	-5.75	103.50	105.80
1	A	946	A	C5-C6-N6	5.75	128.30	123.70
1	A	315	A	N1-C2-N3	5.75	132.18	129.30
1	A	602	A	N1-C2-N3	5.75	132.18	129.30
1	A	130	A	N1-C6-N6	5.75	122.05	118.60
1	A	1195	C	N1-C2-O2	-5.75	115.45	118.90
16	P	19	ILE	CB-CA-C	-5.75	100.10	111.60
1	A	1064	G	C2-N3-C4	-5.75	109.03	111.90
1	A	799	G	C6-C5-N7	-5.75	126.95	130.40

*Continued on next page...*

*Continued from previous page...*

Mol	Chain	Res	Type	Atoms	Z	Observed(°)	Ideal(°)
1	A	741	G	C4-N9-C1'	-5.74	119.03	126.50
1	A	799	G	C2-N3-C4	-5.74	109.03	111.90
1	A	319	G	C8-N9-C1'	-5.74	119.54	127.00
1	A	588	G	N9-C4-C5	-5.74	103.10	105.40
1	A	1228	C	N3-C2-O2	-5.74	117.88	121.90
1	A	876	G	C8-N9-C4	5.74	108.69	106.40
1	A	1361(A)	C	N1-C2-O2	5.74	122.34	118.90
1	A	302	G	C5-C6-O6	-5.73	125.16	128.60
1	A	734	G	C8-N9-C4	5.73	108.69	106.40
1	A	1104	G	N3-C4-C5	-5.73	125.73	128.60
1	A	200	G	N1-C6-O6	5.73	123.34	119.90
1	A	835	U	N1-C2-N3	5.73	118.34	114.90
1	A	888	G	C5-N7-C8	5.73	107.16	104.30
1	A	767	A	C5-C6-N1	5.72	120.56	117.70
1	A	326	G	C5-N7-C8	5.72	107.16	104.30
1	A	945	G	C8-N9-C4	-5.72	104.11	106.40
1	A	454	C	C5-C6-N1	5.72	123.86	121.00
1	A	490	G	C5-C6-O6	-5.71	125.17	128.60
1	A	925	G	C6-C5-N7	-5.71	126.97	130.40
1	A	109	A	N1-C2-N3	5.71	132.16	129.30
1	A	1490	C	C2-N1-C1'	5.71	125.08	118.80
1	A	596	C	N1-C2-O2	5.71	122.33	118.90
1	A	753	A	N9-C4-C5	5.71	108.08	105.80
1	A	284	G	C5-C6-O6	-5.71	125.18	128.60
1	A	572	A	C4-C5-N7	-5.71	107.85	110.70
1	A	1268	A	C5-C6-N6	5.71	128.26	123.70
1	A	199	G	N3-C4-C5	5.70	131.45	128.60
1	A	1104	G	N3-C4-N9	5.70	129.42	126.00
1	A	1533	C	C2-N1-C1'	5.70	125.07	118.80
1	A	266	G	C5-C6-N1	-5.70	108.65	111.50
1	A	270	A	N1-C6-N6	5.70	122.02	118.60
1	A	731	G	C4-C5-N7	5.70	113.08	110.80
1	A	867	G	C4-C5-N7	5.70	113.08	110.80
1	A	595	G	N1-C2-N3	5.70	127.32	123.90
1	A	662	G	N1-C6-O6	5.70	123.32	119.90
1	A	756	C	C6-N1-C2	5.70	122.58	120.30
1	A	223	U	N1-C2-O2	-5.70	118.81	122.80
1	A	817	C	C6-N1-C1'	-5.70	113.97	120.80
1	A	831	U	N3-C4-C5	-5.70	111.18	114.60
1	A	914	G	N3-C2-N2	-5.70	115.91	119.90
1	A	1232	U	N1-C2-N3	5.69	118.32	114.90
1	A	1341	U	C2-N1-C1'	-5.69	110.87	117.70

*Continued on next page...*

*Continued from previous page...*

Mol	Chain	Res	Type	Atoms	Z	Observed(°)	Ideal(°)
1	A	658	G	C2-N3-C4	-5.69	109.05	111.90
1	A	328	C	C5-C6-N1	5.69	123.85	121.00
1	A	1199	U	N1-C2-O2	5.69	126.78	122.80
1	A	14	U	N1-C2-N3	5.69	118.31	114.90
1	A	1354	C	C5-C6-N1	5.69	123.84	121.00
1	A	167	G	C8-N9-C4	5.68	108.67	106.40
1	A	485	G	C4-N9-C1'	-5.68	119.11	126.50
1	A	867	G	C6-C5-N7	-5.68	126.99	130.40
1	A	859	A	C6-C5-N7	-5.68	128.32	132.30
1	A	878	G	N1-C6-O6	5.68	123.31	119.90
1	A	1167	A	N7-C8-N9	5.68	116.64	113.80
1	A	1235	U	C5-C4-O4	-5.68	122.50	125.90
1	A	666	G	C2-N3-C4	-5.67	109.06	111.90
1	A	755	G	C4-C5-C6	5.67	122.20	118.80
1	A	243	A	C2-N3-C4	-5.67	107.76	110.60
1	A	946	A	C4-C5-N7	-5.67	107.86	110.70
1	A	481	G	C6-N1-C2	-5.67	121.70	125.10
1	A	1079	G	N3-C4-C5	-5.67	125.77	128.60
1	A	1345	U	C5-C6-N1	-5.67	119.86	122.70
1	A	1181	G	C8-N9-C4	5.67	108.67	106.40
1	A	125	U	C5-C6-N1	-5.67	119.87	122.70
1	A	597	G	C4-C5-C6	5.67	122.20	118.80
1	A	257	G	C4-N9-C1'	5.67	133.87	126.50
1	A	511	C	C2-N1-C1'	-5.66	112.57	118.80
1	A	691	G	C5-N7-C8	-5.66	101.47	104.30
1	A	48	C	C6-N1-C2	5.66	122.56	120.30
1	A	1231	G	C4-C5-N7	5.66	113.06	110.80
1	A	73	C	N3-C4-C5	-5.66	119.64	121.90
1	A	357	G	C6-C5-N7	-5.66	127.01	130.40
1	A	586	C	C6-N1-C2	5.66	122.56	120.30
1	A	779	C	C4-C5-C6	5.66	120.23	117.40
1	A	1045	C	C6-N1-C2	-5.65	118.04	120.30
1	A	565	U	N3-C4-O4	5.65	123.36	119.40
1	A	797	C	N3-C4-N4	-5.65	114.04	118.00
1	A	906	G	N1-C6-O6	5.65	123.29	119.90
1	A	1384	C	C6-N1-C2	-5.65	118.04	120.30
1	A	1491	G	N1-C6-O6	-5.65	116.51	119.90
1	A	90	U	C5-C6-N1	-5.65	119.88	122.70
1	A	719	C	C5-C6-N1	-5.65	118.18	121.00
1	A	830	G	C2-N3-C4	-5.65	109.08	111.90
1	A	1478	C	C6-N1-C2	-5.65	118.04	120.30
1	A	670	G	C5-C6-O6	-5.65	125.21	128.60

*Continued on next page...*

*Continued from previous page...*

Mol	Chain	Res	Type	Atoms	Z	Observed(°)	Ideal(°)
1	A	146	G	C8-N9-C4	5.64	108.66	106.40
1	A	728	A	C4-C5-C6	5.64	119.82	117.00
1	A	8	A	N1-C6-N6	-5.64	115.21	118.60
1	A	68	G	C4-N9-C1'	-5.63	119.18	126.50
1	A	548	G	N3-C2-N2	-5.63	115.96	119.90
1	A	1332	A	C5-C6-N6	5.63	128.21	123.70
1	A	336	C	C5-C4-N4	-5.63	116.26	120.20
1	A	1394	A	C2-N3-C4	-5.63	107.78	110.60
1	A	357	G	C4-C5-N7	5.63	113.05	110.80
1	A	724	G	N1-C2-N3	-5.63	120.52	123.90
1	A	796	C	N3-C2-O2	-5.63	117.96	121.90
1	A	446	G	C8-N9-C1'	-5.63	119.69	127.00
1	A	598	U	N3-C4-O4	-5.63	115.46	119.40
1	A	698	G	C4-C5-C6	5.63	122.18	118.80
1	A	384	G	C6-N1-C2	-5.62	121.72	125.10
1	A	856	C	C4-C5-C6	5.62	120.21	117.40
1	A	922	G	N3-C4-N9	5.62	129.38	126.00
1	A	927	G	C5-C6-N1	-5.62	108.69	111.50
1	A	104	G	C2-N3-C4	-5.62	109.09	111.90
1	A	1187	G	C4-N9-C1'	5.62	133.80	126.50
1	A	1388	C	C6-N1-C2	5.62	122.55	120.30
1	A	1230	C	C6-N1-C2	-5.62	118.05	120.30
1	A	761	G	N3-C4-C5	5.61	131.41	128.60
1	A	1078	U	C5-C6-N1	5.61	125.51	122.70
1	A	1399	C	C5-C6-N1	-5.61	118.19	121.00
1	A	780	A	C8-N9-C4	5.61	108.05	105.80
1	A	1197	G	C5-C6-O6	-5.61	125.23	128.60
1	A	306	G	C8-N9-C4	5.61	108.64	106.40
1	A	690	G	C5-C6-O6	5.61	131.97	128.60
1	A	894	G	C6-C5-N7	-5.61	127.03	130.40
1	A	558	G	C6-C5-N7	-5.61	127.04	130.40
1	A	657	G	C8-N9-C1'	-5.61	119.71	127.00
1	A	792	A	P-O3'-C3'	5.61	126.43	119.70
1	A	900	A	N7-C8-N9	5.61	116.60	113.80
8	H	10	LEU	CB-CG-CD2	-5.61	101.47	111.00
8	H	59	LEU	CB-CG-CD2	-5.61	101.47	111.00
1	A	300	A	C2-N3-C4	-5.60	107.80	110.60
1	A	579	G	N9-C4-C5	-5.60	103.16	105.40
1	A	116	A	C8-N9-C4	5.60	108.04	105.80
1	A	731	G	C6-C5-N7	-5.60	127.04	130.40
1	A	854	G	N1-C2-N3	5.60	127.26	123.90
1	A	7	G	N3-C4-N9	5.60	129.36	126.00

*Continued on next page...*

*Continued from previous page...*

Mol	Chain	Res	Type	Atoms	Z	Observed(°)	Ideal(°)
1	A	573	A	C2-N3-C4	5.60	113.40	110.60
1	A	913	A	P-O3'-C3'	5.60	126.42	119.70
1	A	1287	A	N9-C4-C5	5.60	108.04	105.80
1	A	707	C	C6-N1-C2	5.60	122.54	120.30
1	A	93	G	N3-C4-N9	5.59	129.36	126.00
1	A	373	A	C4-C5-C6	5.59	119.80	117.00
1	A	586	C	C2-N1-C1'	-5.59	112.65	118.80
1	A	805	C	C6-N1-C2	5.59	122.54	120.30
1	A	1348	U	C6-N1-C1'	-5.59	113.37	121.20
1	A	190(H)	G	N3-C4-C5	5.59	131.40	128.60
1	A	64	G	C6-C5-N7	-5.59	127.05	130.40
1	A	1512	U	N3-C4-C5	-5.59	111.25	114.60
1	A	588	G	C8-N9-C1'	-5.58	119.74	127.00
1	A	610	G	N1-C6-O6	-5.58	116.55	119.90
1	A	280	C	N3-C4-C5	5.58	124.13	121.90
1	A	552	U	C2-N3-C4	-5.58	123.65	127.00
1	A	710	G	C4-C5-N7	5.58	113.03	110.80
1	A	719	C	C4-C5-C6	5.58	120.19	117.40
1	A	887	G	C5-N7-C8	-5.58	101.51	104.30
1	A	1202	G	N9-C4-C5	5.58	107.63	105.40
1	A	1212	U	C5-C6-N1	5.58	125.49	122.70
1	A	621	A	N7-C8-N9	5.58	116.59	113.80
1	A	640	A	C6-N1-C2	-5.58	115.25	118.60
1	A	875	C	C4-C5-C6	5.58	120.19	117.40
1	A	326	G	N1-C2-N2	-5.58	111.18	116.20
1	A	416	G	C6-C5-N7	-5.58	127.05	130.40
1	A	573	A	C4-C5-C6	5.58	119.79	117.00
1	A	659	U	C5-C6-N1	-5.58	119.91	122.70
1	A	760	G	C4-N9-C1'	-5.58	119.25	126.50
1	A	1465	C	N1-C2-O2	5.58	122.25	118.90
1	A	595	G	C4-C5-N7	-5.58	108.57	110.80
1	A	721	G	N3-C4-N9	5.58	129.35	126.00
1	A	27	G	C5-C6-O6	-5.57	125.26	128.60
1	A	234	C	C6-N1-C1'	-5.57	114.11	120.80
1	A	901	A	C8-N9-C4	-5.57	103.57	105.80
1	A	351	G	N1-C6-O6	5.57	123.24	119.90
1	A	796	C	C4-C5-C6	5.57	120.19	117.40
4	D	26	CYS	CA-CB-SG	5.57	124.03	114.00
1	A	878	G	C5-C6-O6	-5.57	125.26	128.60
1	A	918	A	N3-C4-C5	-5.57	122.90	126.80
1	A	301	G	N1-C6-O6	-5.57	116.56	119.90
1	A	721	G	N1-C2-N2	-5.57	111.19	116.20

*Continued on next page...*

*Continued from previous page...*

Mol	Chain	Res	Type	Atoms	Z	Observed(°)	Ideal(°)
1	A	1490	C	N1-C2-O2	5.57	122.24	118.90
1	A	134	A	C2-N3-C4	-5.57	107.82	110.60
1	A	326	G	N9-C4-C5	5.57	107.63	105.40
1	A	666	G	C8-N9-C4	-5.57	104.17	106.40
1	A	1238	A	C5-C6-N6	-5.56	119.25	123.70
1	A	730	G	C5-C6-O6	5.56	131.94	128.60
1	A	361	G	C5-C6-O6	-5.56	125.26	128.60
1	A	878	G	C6-C5-N7	-5.56	127.07	130.40
1	A	599	C	C2-N3-C4	-5.55	117.12	119.90
1	A	901	A	C2-N3-C4	-5.55	107.82	110.60
1	A	389	A	N3-C4-C5	-5.55	122.92	126.80
1	A	1080	A	C5-C6-N6	5.55	128.14	123.70
7	G	102	ARG	NE-CZ-NH2	-5.55	117.53	120.30
1	A	786	G	N3-C2-N2	-5.54	116.02	119.90
1	A	1525	G	C6-N1-C2	-5.54	121.77	125.10
1	A	1087	G	C5-C6-O6	-5.54	125.27	128.60
1	A	317	G	C4-C5-N7	5.54	113.02	110.80
1	A	1359	C	C2-N1-C1'	5.54	124.89	118.80
1	A	131	C	C2-N3-C4	-5.54	117.13	119.90
1	A	277	C	C2-N1-C1'	-5.54	112.71	118.80
1	A	890	G	C8-N9-C4	5.54	108.61	106.40
1	A	787	A	C2-N3-C4	-5.53	107.83	110.60
1	A	975	A	C5-C6-N1	-5.53	114.93	117.70
1	A	1363	A	C8-N9-C4	-5.53	103.59	105.80
1	A	445	G	N9-C4-C5	-5.53	103.19	105.40
1	A	639	G	C5-C6-O6	-5.53	125.28	128.60
1	A	1202	G	C6-C5-N7	5.53	133.72	130.40
1	A	304	U	C6-N1-C2	5.52	124.31	121.00
1	A	309	G	C4-C5-N7	5.52	113.01	110.80
1	A	328	C	C2-N1-C1'	5.52	124.87	118.80
1	A	945	G	N7-C8-N9	5.52	115.86	113.10
1	A	1500	A	N3-C4-C5	-5.52	122.94	126.80
1	A	234	C	C5-C4-N4	-5.52	116.34	120.20
1	A	1342	C	N3-C4-C5	-5.52	119.69	121.90
1	A	482	A	C8-N9-C4	-5.51	103.59	105.80
1	A	828	A	C5-C6-N6	-5.51	119.29	123.70
1	A	1487	G	C8-N9-C4	-5.51	104.19	106.40
1	A	52	G	N3-C4-C5	-5.51	125.84	128.60
1	A	157	G	N3-C4-C5	5.51	131.35	128.60
1	A	730	G	N1-C6-O6	-5.51	116.59	119.90
1	A	1414	U	N3-C2-O2	-5.51	118.34	122.20
1	A	718	G	C4-N9-C1'	5.51	133.66	126.50

*Continued on next page...*

*Continued from previous page...*

Mol	Chain	Res	Type	Atoms	Z	Observed(°)	Ideal(°)
1	A	408	A	C8-N9-C4	-5.50	103.60	105.80
1	A	863	U	N3-C4-O4	-5.50	115.55	119.40
1	A	64	G	C2-N3-C4	-5.50	109.15	111.90
1	A	524	G	C5-C6-O6	-5.50	125.30	128.60
1	A	852	G	N1-C6-O6	5.50	123.20	119.90
1	A	1434	A	N1-C6-N6	5.50	121.90	118.60
1	A	1380	U	N3-C4-O4	-5.50	115.55	119.40
1	A	303	A	C8-N9-C4	5.50	108.00	105.80
1	A	77	G	N3-C4-N9	5.49	129.30	126.00
1	A	508	C	N3-C4-C5	5.49	124.10	121.90
1	A	733	A	C8-N9-C4	5.49	108.00	105.80
1	A	793	U	C6-N1-C2	-5.49	117.71	121.00
1	A	64	G	N9-C4-C5	-5.49	103.20	105.40
1	A	778	G	N1-C2-N3	5.49	127.19	123.90
1	A	944	G	N3-C2-N2	5.49	123.74	119.90
1	A	787	A	C5-N7-C8	-5.49	101.16	103.90
1	A	1082	G	C2-N3-C4	-5.49	109.16	111.90
1	A	576	G	C4-C5-C6	5.48	122.09	118.80
1	A	852	G	C2-N3-C4	-5.48	109.16	111.90
1	A	1524	C	N1-C2-O2	-5.48	115.61	118.90
1	A	170	U	N1-C2-N3	5.48	118.19	114.90
1	A	939	G	C6-N1-C2	-5.48	121.81	125.10
1	A	1187	G	C8-N9-C4	-5.48	104.21	106.40
1	A	1543	C	N1-C2-O2	5.48	122.19	118.90
1	A	79	G	N3-C4-C5	-5.48	125.86	128.60
1	A	806	C	N3-C4-C5	5.48	124.09	121.90
1	A	413	G	N3-C4-N9	5.48	129.29	126.00
1	A	101	A	N1-C6-N6	-5.48	115.31	118.60
1	A	285	G	N3-C4-C5	5.48	131.34	128.60
1	A	647	C	N1-C2-N3	-5.48	115.37	119.20
1	A	243	A	N1-C2-N3	5.47	132.04	129.30
1	A	1155	G	C8-N9-C4	-5.47	104.21	106.40
1	A	249	U	C5-C4-O4	5.47	129.18	125.90
1	A	104	G	N1-C2-N3	5.47	127.18	123.90
5	E	41	VAL	CB-CA-C	-5.47	101.01	111.40
1	A	36	C	N3-C2-O2	-5.47	118.07	121.90
2	B	197	VAL	CB-CA-C	-5.47	101.01	111.40
1	A	236	G	C5-C6-O6	5.46	131.88	128.60
1	A	740	U	C5-C6-N1	-5.46	119.97	122.70
1	A	1200	C	C5-C6-N1	5.46	123.73	121.00
1	A	1236	A	C5-C6-N6	-5.46	119.33	123.70
1	A	946	A	C5-C6-N1	5.46	120.43	117.70

*Continued on next page...*

*Continued from previous page...*

Mol	Chain	Res	Type	Atoms	Z	Observed(°)	Ideal(°)
1	A	1234	C	N3-C4-C5	5.46	124.08	121.90
19	S	6	LYS	N-CA-C	5.46	125.74	111.00
1	A	666	G	N1-C2-N3	5.46	127.18	123.90
1	A	1465	C	N3-C2-O2	-5.46	118.08	121.90
1	A	511	C	C2-N3-C4	-5.46	117.17	119.90
1	A	802	A	C5-C6-N6	-5.46	119.33	123.70
1	A	878	G	C2-N3-C4	-5.46	109.17	111.90
1	A	965	A	C8-N9-C4	5.46	107.98	105.80
1	A	183	G	N1-C6-O6	5.45	123.17	119.90
1	A	750	G	C6-N1-C2	-5.45	121.83	125.10
1	A	24	U	N3-C4-C5	5.45	117.87	114.60
1	A	61	G	N3-C4-C5	-5.45	125.88	128.60
1	A	185	A	C8-N9-C4	5.45	107.98	105.80
1	A	1522	U	N3-C4-C5	-5.45	111.33	114.60
1	A	124	G	C2-N3-C4	-5.45	109.18	111.90
1	A	435	C	C6-N1-C2	-5.45	118.12	120.30
1	A	73	C	C6-N1-C2	-5.44	118.12	120.30
1	A	191	G	N1-C6-O6	5.44	123.17	119.90
1	A	383	A	N7-C8-N9	5.44	116.52	113.80
1	A	867	G	N1-C6-O6	5.44	123.17	119.90
1	A	243	A	C4-C5-N7	5.44	113.42	110.70
1	A	439	A	N7-C8-N9	5.44	116.52	113.80
1	A	921	U	N3-C4-C5	-5.44	111.33	114.60
1	A	1084	G	C4-C5-N7	-5.44	108.62	110.80
1	A	824	C	N3-C4-C5	5.44	124.08	121.90
1	A	28	G	C5-C6-O6	-5.43	125.34	128.60
16	P	5	ARG	NE-CZ-NH2	-5.43	117.58	120.30
1	A	1240	U	N3-C2-O2	-5.43	118.40	122.20
1	A	1287	A	C8-N9-C4	-5.43	103.63	105.80
1	A	595	G	C5-C6-O6	5.43	131.86	128.60
1	A	243	A	C5-C6-N6	-5.43	119.36	123.70
1	A	389	A	C5-N7-C8	5.43	106.61	103.90
1	A	660	G	N1-C6-O6	5.43	123.16	119.90
1	A	875	C	N3-C4-C5	5.43	124.07	121.90
1	A	755	G	C5-C6-N1	-5.43	108.79	111.50
1	A	892	A	N1-C2-N3	5.43	132.01	129.30
1	A	920	U	N3-C4-C5	-5.43	111.34	114.60
1	A	1212	U	C6-N1-C1'	-5.43	113.60	121.20
1	A	264	U	C6-N1-C2	-5.43	117.74	121.00
1	A	306	G	N1-C6-O6	5.43	123.16	119.90
1	A	389	A	C5-C6-N6	5.43	128.04	123.70
1	A	636	U	C4-C5-C6	5.43	122.96	119.70

*Continued on next page...*

*Continued from previous page...*

Mol	Chain	Res	Type	Atoms	Z	Observed(°)	Ideal(°)
1	A	948	C	N3-C2-O2	5.43	125.70	121.90
1	A	1530	G	C5-C6-O6	-5.43	125.34	128.60
1	A	1539	C	C5-C6-N1	5.43	123.71	121.00
1	A	230	G	C8-N9-C1'	-5.42	119.95	127.00
1	A	542	G	C4-N9-C1'	5.42	133.55	126.50
1	A	803	G	N1-C2-N3	5.42	127.15	123.90
1	A	1403	C	N3-C2-O2	5.42	125.70	121.90
1	A	1502	A	C4-N9-C1'	5.42	136.06	126.30
1	A	1197	G	N3-C2-N2	-5.42	116.11	119.90
1	A	820	U	C2-N3-C4	-5.42	123.75	127.00
1	A	1288	A	N1-C6-N6	-5.42	115.35	118.60
1	A	17	U	C2-N1-C1'	-5.41	111.20	117.70
1	A	127	G	N1-C6-O6	5.41	123.15	119.90
1	A	1238	A	C5-N7-C8	-5.41	101.19	103.90
1	A	257	G	C8-N9-C1'	-5.41	119.97	127.00
1	A	428	G	P-O3'-C3'	5.41	126.19	119.70
1	A	526	C	N3-C4-C5	5.41	124.06	121.90
1	A	1228	C	C6-N1-C1'	-5.41	114.31	120.80
1	A	9	G	C6-C5-N7	-5.41	127.16	130.40
1	A	314	C	N3-C4-C5	5.40	124.06	121.90
1	A	780	A	C6-N1-C2	-5.40	115.36	118.60
1	A	876	G	C4-C5-N7	5.40	112.96	110.80
1	A	1220	G	C8-N9-C4	-5.40	104.24	106.40
1	A	59	A	C5-C6-N1	5.40	120.40	117.70
1	A	123	C	C6-N1-C2	-5.40	118.14	120.30
1	A	827	U	N3-C2-O2	-5.40	118.42	122.20
1	A	300	A	C6-C5-N7	-5.40	128.52	132.30
1	A	851	G	C4-C5-C6	5.39	122.04	118.80
1	A	1509	C	C4-C5-C6	5.39	120.10	117.40
1	A	327	A	C5-C6-N6	-5.39	119.39	123.70
1	A	975	A	C6-N1-C2	5.39	121.83	118.60
1	A	1395	C	C2-N1-C1'	-5.39	112.87	118.80
1	A	46	G	C4-C5-C6	5.39	122.03	118.80
1	A	922	G	C6-N1-C2	-5.38	121.87	125.10
1	A	275	G	C6-C5-N7	-5.38	127.17	130.40
1	A	909	A	C6-N1-C2	-5.38	115.37	118.60
5	E	12	LEU	CA-CB-CG	5.38	127.67	115.30
1	A	79	G	N3-C4-N9	5.38	129.22	126.00
1	A	655	A	C5-C6-N1	5.38	120.39	117.70
1	A	1390	U	C4-C5-C6	5.37	122.92	119.70
1	A	836	G	C4-C5-C6	5.37	122.02	118.80
1	A	44	G	C2-N3-C4	-5.37	109.22	111.90

*Continued on next page...*

*Continued from previous page...*

Mol	Chain	Res	Type	Atoms	Z	Observed(°)	Ideal(°)
1	A	389	A	C8-N9-C4	-5.37	103.65	105.80
1	A	617	G	C4-N9-C1'	5.37	133.48	126.50
1	A	822	C	C6-N1-C2	5.37	122.45	120.30
1	A	1263	C	N3-C4-C5	5.37	124.05	121.90
1	A	1181	G	N3-C4-C5	5.37	131.28	128.60
1	A	29	G	C2-N3-C4	-5.36	109.22	111.90
1	A	752	G	N7-C8-N9	-5.36	110.42	113.10
1	A	1238	A	C6-C5-N7	-5.36	128.55	132.30
1	A	371	G	C5-C6-N1	5.36	114.18	111.50
1	A	1071	C	N3-C4-C5	5.36	124.05	121.90
1	A	147	G	C8-N9-C4	5.36	108.55	106.40
1	A	332	G	C5-C6-O6	-5.36	125.38	128.60
1	A	1340	A	N1-C2-N3	5.36	131.98	129.30
1	A	1447	G	C5-C6-O6	-5.36	125.39	128.60
1	A	444	C	N3-C4-C5	5.36	124.04	121.90
1	A	893	C	C2-N3-C4	5.36	122.58	119.90
1	A	1353	G	N3-C4-C5	-5.36	125.92	128.60
1	A	901	A	N9-C4-C5	5.35	107.94	105.80
1	A	232	G	N3-C4-N9	5.35	129.21	126.00
1	A	317	G	C2-N3-C4	-5.35	109.23	111.90
1	A	588	G	C8-N9-C4	5.35	108.54	106.40
1	A	1153	C	C5-C6-N1	-5.35	118.33	121.00
1	A	17	U	N3-C4-C5	5.34	117.81	114.60
1	A	190(J)	U	C5-C6-N1	-5.34	120.03	122.70
1	A	1527	C	C2-N3-C4	-5.34	117.23	119.90
1	A	1529	G	N3-C2-N2	-5.34	116.16	119.90
1	A	780	A	C2-N3-C4	-5.34	107.93	110.60
1	A	862	C	C5-C6-N1	-5.34	118.33	121.00
1	A	111	G	N1-C2-N2	5.34	121.01	116.20
20	T	74	LYS	CA-C-N	-5.34	105.45	117.20
1	A	785	G	C5-C6-O6	-5.34	125.40	128.60
1	A	1081	G	C4-C5-N7	5.34	112.94	110.80
1	A	15	G	C4-N9-C1'	5.34	133.44	126.50
1	A	13	U	N3-C2-O2	5.33	125.93	122.20
1	A	190(G)	G	C2-N3-C4	-5.33	109.23	111.90
1	A	635	G	C6-C5-N7	-5.33	127.20	130.40
1	A	635	G	N3-C2-N2	-5.33	116.17	119.90
1	A	1397	C	C2-N3-C4	5.33	122.57	119.90
1	A	1153	C	N3-C4-N4	-5.33	114.27	118.00
1	A	122	G	C5-C6-N1	-5.33	108.83	111.50
1	A	231	G	C4-C5-N7	5.33	112.93	110.80
1	A	557	G	N1-C2-N3	5.33	127.10	123.90

*Continued on next page...*

*Continued from previous page...*

Mol	Chain	Res	Type	Atoms	Z	Observed(°)	Ideal(°)
1	A	1202	G	C2-N3-C4	5.33	114.56	111.90
1	A	760	G	N1-C2-N3	5.33	127.10	123.90
1	A	809	G	C5-C6-O6	-5.33	125.40	128.60
1	A	1333	A	C4-C5-C6	5.33	119.66	117.00
1	A	1376	U	C5-C4-O4	5.33	129.10	125.90
1	A	140	A	N1-C2-N3	5.33	131.96	129.30
1	A	326	G	C5-C6-N1	-5.32	108.84	111.50
1	A	448	A	N1-C2-N3	5.32	131.96	129.30
1	A	290	C	N1-C2-N3	5.32	122.93	119.20
1	A	1369	C	C6-N1-C2	-5.32	118.17	120.30
1	A	1507	A	C4-N9-C1'	5.32	135.88	126.30
1	A	639	G	N9-C4-C5	-5.32	103.27	105.40
1	A	229	U	N1-C2-O2	-5.32	119.08	122.80
1	A	922	G	N1-C2-N3	5.32	127.09	123.90
1	A	1261	A	C8-N9-C4	-5.31	103.67	105.80
1	A	10	A	N7-C8-N9	-5.31	111.14	113.80
1	A	295	C	C5-C6-N1	-5.31	118.34	121.00
1	A	809	G	C4-C5-N7	5.31	112.92	110.80
1	A	33	A	C5-C6-N1	5.31	120.35	117.70
1	A	256	U	C5-C4-O4	-5.31	122.72	125.90
1	A	698	G	N3-C4-C5	-5.31	125.95	128.60
1	A	741	G	N3-C2-N2	-5.31	116.18	119.90
1	A	1352	C	N3-C2-O2	-5.31	118.19	121.90
1	A	127	G	N9-C4-C5	-5.30	103.28	105.40
1	A	309	G	C5-C6-N1	5.30	114.15	111.50
1	A	893	C	N3-C4-C5	-5.30	119.78	121.90
1	A	1425	U	C5-C6-N1	-5.30	120.05	122.70
1	A	1237	C	N3-C2-O2	-5.30	118.19	121.90
1	A	1511	G	C4-N9-C1'	5.30	133.39	126.50
1	A	717	C	N1-C2-O2	-5.30	115.72	118.90
1	A	867	G	C6-N1-C2	-5.30	121.92	125.10
1	A	1502	A	N9-C4-C5	-5.30	103.68	105.80
1	A	1503	A	C8-N9-C4	5.30	107.92	105.80
1	A	190(G)	G	C5-C6-N1	-5.29	108.85	111.50
1	A	150	C	N3-C4-C5	-5.29	119.78	121.90
1	A	165	C	C6-N1-C2	5.29	122.42	120.30
1	A	570	G	N3-C4-N9	5.29	129.18	126.00
1	A	671	G	C5-C6-N1	-5.29	108.85	111.50
1	A	1435	G	N3-C4-C5	-5.29	125.95	128.60
1	A	15	G	N9-C4-C5	-5.29	103.28	105.40
1	A	522	C	N1-C2-O2	-5.29	115.72	118.90
1	A	767	A	C8-N9-C4	-5.29	103.68	105.80

*Continued on next page...*

*Continued from previous page...*

Mol	Chain	Res	Type	Atoms	Z	Observed(°)	Ideal(°)
1	A	638	G	N1-C2-N3	5.29	127.07	123.90
1	A	1131	G	N1-C6-O6	5.29	123.07	119.90
1	A	1187	G	N7-C8-N9	5.29	115.75	113.10
1	A	41	G	N3-C4-N9	5.29	129.17	126.00
1	A	396	G	C2-N3-C4	5.29	114.54	111.90
1	A	377	G	C4-C5-C6	5.29	121.97	118.80
1	A	523	A	N9-C4-C5	-5.29	103.69	105.80
1	A	1187	G	C6-C5-N7	-5.29	127.23	130.40
1	A	1338	G	C6-N1-C2	-5.29	121.93	125.10
1	A	1532	U	C4-C5-C6	-5.29	116.53	119.70
6	F	45	LEU	CA-CB-CG	-5.28	103.16	115.30
1	A	814	A	N7-C8-N9	-5.28	111.16	113.80
1	A	928	G	C5-C6-O6	-5.28	125.43	128.60
1	A	876	G	N3-C2-N2	-5.28	116.21	119.90
1	A	920	U	C2-N1-C1'	-5.28	111.37	117.70
10	J	90	LEU	N-CA-C	5.27	125.24	111.00
1	A	107	G	N1-C2-N3	-5.27	120.74	123.90
1	A	336	C	N3-C4-N4	5.27	121.69	118.00
1	A	485	G	C6-C5-N7	5.27	133.56	130.40
1	A	1434	A	C5-C6-N6	-5.27	119.48	123.70
1	A	67	C	N1-C2-N3	5.27	122.89	119.20
1	A	625	G	C6-N1-C2	-5.27	121.94	125.10
1	A	771	G	C5-N7-C8	-5.27	101.67	104.30
1	A	75	G	N1-C6-O6	5.27	123.06	119.90
1	A	583	A	C6-C5-N7	-5.27	128.61	132.30
1	A	767	A	N1-C6-N6	-5.27	115.44	118.60
1	A	824	C	C2-N3-C4	-5.27	117.27	119.90
1	A	1202	G	C5-N7-C8	5.27	106.93	104.30
1	A	21	G	N1-C6-O6	-5.27	116.74	119.90
1	A	640	A	C5-C6-N1	5.27	120.33	117.70
1	A	281	G	C8-N9-C1'	-5.26	120.16	127.00
1	A	1237	C	N3-C4-C5	-5.26	119.79	121.90
1	A	226	G	N1-C6-O6	5.26	123.06	119.90
1	A	633	G	N9-C4-C5	-5.26	103.30	105.40
1	A	820	U	C6-N1-C1'	5.26	128.57	121.20
1	A	1417	G	C4-C5-N7	-5.26	108.69	110.80
1	A	1498	UR3	P-O3'-C3'	5.26	126.02	119.70
1	A	15	G	C8-N9-C1'	-5.26	120.16	127.00
1	A	1390	U	N3-C4-C5	-5.26	111.44	114.60
1	A	1289	A	N1-C6-N6	-5.26	115.44	118.60
17	Q	67	LYS	N-CA-C	-5.26	96.81	111.00
1	A	336	C	C6-N1-C2	5.26	122.40	120.30

*Continued on next page...*

*Continued from previous page...*

Mol	Chain	Res	Type	Atoms	Z	Observed(°)	Ideal(°)
1	A	291	C	N3-C4-N4	5.25	121.68	118.00
1	A	12	U	C5-C6-N1	-5.25	120.08	122.70
1	A	355	C	C5-C6-N1	5.25	123.62	121.00
1	A	670	G	N1-C6-O6	5.25	123.05	119.90
1	A	678	U	N3-C4-O4	5.25	123.07	119.40
1	A	577	G	C5-N7-C8	-5.25	101.68	104.30
1	A	777	A	C6-C5-N7	-5.25	128.63	132.30
1	A	1240	U	C5-C4-O4	5.25	129.05	125.90
1	A	657	G	C6-N1-C2	-5.24	121.95	125.10
1	A	852	G	C8-N9-C4	5.24	108.50	106.40
1	A	957	U	N3-C4-C5	-5.24	111.46	114.60
1	A	1364	U	N1-C2-N3	5.24	118.04	114.90
1	A	29	G	N1-C2-N3	5.24	127.04	123.90
1	A	256	U	N3-C4-C5	5.24	117.74	114.60
1	A	576	G	C5-C6-N1	-5.24	108.88	111.50
1	A	880	C	C5-C6-N1	-5.24	118.38	121.00
1	A	1190	G	N1-C2-N3	5.24	127.04	123.90
1	A	696	A	C5-C6-N1	5.24	120.32	117.70
1	A	730	G	C5-N7-C8	5.24	106.92	104.30
1	A	864	A	C4-C5-C6	5.24	119.62	117.00
1	A	767	A	C6-N1-C2	-5.23	115.46	118.60
1	A	769	G	N9-C4-C5	-5.23	103.31	105.40
1	A	1376	U	N1-C2-O2	5.23	126.46	122.80
1	A	1487	G	C6-N1-C2	-5.23	121.96	125.10
1	A	1500	A	C2-N3-C4	5.23	113.22	110.60
1	A	400	C	N3-C4-N4	-5.23	114.34	118.00
1	A	594	G	N1-C2-N3	5.23	127.03	123.90
1	A	319	G	N9-C4-C5	-5.22	103.31	105.40
1	A	793	U	C6-N1-C1'	5.22	128.51	121.20
1	A	820	U	C6-N1-C2	-5.22	117.87	121.00
1	A	975	A	N9-C4-C5	-5.22	103.71	105.80
1	A	116	A	N1-C2-N3	5.22	131.91	129.30
1	A	353	A	C4-C5-N7	-5.22	108.09	110.70
1	A	373	A	N1-C2-N3	5.22	131.91	129.30
1	A	168	G	C4-N9-C1'	5.22	133.28	126.50
1	A	13	U	N1-C2-O2	-5.21	119.15	122.80
1	A	128	G	N9-C4-C5	-5.21	103.31	105.40
1	A	20	U	N3-C4-O4	5.21	123.05	119.40
1	A	721	G	N7-C8-N9	5.21	115.70	113.10
1	A	746	A	N1-C2-N3	5.21	131.91	129.30
1	A	873	A	N7-C8-N9	5.21	116.40	113.80
1	A	15	G	C5-N7-C8	-5.20	101.70	104.30

*Continued on next page...*

*Continued from previous page...*

Mol	Chain	Res	Type	Atoms	Z	Observed(°)	Ideal(°)
1	A	872	A	N1-C2-N3	5.20	131.90	129.30
1	A	1155	G	N7-C8-N9	5.20	115.70	113.10
1	A	893	C	C5-C6-N1	5.20	123.60	121.00
1	A	598	U	C5-C4-O4	5.20	129.02	125.90
1	A	1341	U	C5-C6-N1	-5.20	120.10	122.70
1	A	178	C	N1-C2-O2	5.20	122.02	118.90
1	A	229	U	N3-C4-O4	5.20	123.04	119.40
1	A	889	A	N9-C4-C5	5.20	107.88	105.80
1	A	597	G	C6-C5-N7	-5.19	127.28	130.40
1	A	686	U	N1-C2-N3	5.19	118.02	114.90
1	A	570	G	C6-N1-C2	-5.19	121.98	125.10
1	A	145	G	N1-C2-N2	5.19	120.87	116.20
1	A	826	C	C6-N1-C2	5.19	122.38	120.30
1	A	282	A	N1-C6-N6	-5.19	115.49	118.60
1	A	1238	A	C4-C5-N7	5.18	113.29	110.70
1	A	741	G	N3-C4-N9	-5.18	122.89	126.00
1	A	1087	G	N3-C4-C5	5.18	131.19	128.60
1	A	1195	C	N3-C2-O2	5.18	125.53	121.90
1	A	715	A	C2-N3-C4	-5.18	108.01	110.60
1	A	900	A	N1-C2-N3	5.18	131.89	129.30
1	A	142	G	N3-C4-N9	5.18	129.11	126.00
1	A	62	U	C4-C5-C6	5.18	122.81	119.70
1	A	485	G	C5-N7-C8	5.18	106.89	104.30
1	A	577	G	C4-C5-N7	5.18	112.87	110.80
1	A	812	C	C4-C5-C6	5.18	119.99	117.40
1	A	168	G	C8-N9-C1'	-5.17	120.27	127.00
1	A	816	A	N1-C2-N3	5.17	131.89	129.30
1	A	14	U	N3-C4-C5	-5.17	111.50	114.60
1	A	890	G	N7-C8-N9	-5.17	110.52	113.10
1	A	192	U	C6-N1-C2	5.17	124.10	121.00
1	A	574	A	C5-C6-N1	-5.17	115.12	117.70
1	A	129(A)	G	N3-C2-N2	5.16	123.51	119.90
1	A	975	A	C2-N3-C4	-5.16	108.02	110.60
1	A	157	G	N3-C4-N9	-5.16	122.91	126.00
1	A	975	A	N3-C4-C5	5.16	130.41	126.80
1	A	885	G	N3-C2-N2	-5.16	116.29	119.90
1	A	602	A	C6-N1-C2	-5.15	115.51	118.60
1	A	1131	G	N7-C8-N9	5.15	115.68	113.10
1	A	1188	A	C8-N9-C4	5.15	107.86	105.80
1	A	724	G	N3-C2-N2	5.15	123.51	119.90
1	A	938	A	N1-C2-N3	5.15	131.88	129.30
1	A	104	G	C6-C5-N7	-5.15	127.31	130.40

*Continued on next page...*

*Continued from previous page...*

Mol	Chain	Res	Type	Atoms	Z	Observed(°)	Ideal(°)
1	A	592	G	C4-C5-N7	-5.15	108.74	110.80
1	A	173	U	N1-C2-N3	5.15	117.99	114.90
1	A	750	G	N1-C2-N3	5.15	126.99	123.90
1	A	1064	G	N1-C2-N3	5.15	126.99	123.90
1	A	413	G	N3-C4-C5	-5.15	126.03	128.60
1	A	382	A	C6-C5-N7	-5.14	128.70	132.30
1	A	665	A	C5-C6-N1	5.14	120.27	117.70
1	A	821	G	C5-C6-O6	-5.14	125.51	128.60
1	A	318	G	N3-C2-N2	-5.14	116.30	119.90
1	A	1137	C	C6-N1-C2	-5.14	118.24	120.30
1	A	1505	G	C4-C5-C6	5.14	121.89	118.80
1	A	331	G	C8-N9-C1'	-5.14	120.32	127.00
1	A	109	A	N3-C4-C5	5.14	130.40	126.80
16	P	36	ILE	C-N-CA	-5.14	111.51	122.30
1	A	300	A	N9-C4-C5	5.14	107.86	105.80
1	A	1131	G	C4-C5-C6	5.14	121.88	118.80
1	A	576	G	C4-C5-N7	-5.14	108.75	110.80
1	A	1104	G	C6-C5-N7	-5.14	127.32	130.40
1	A	1282	C	N3-C4-C5	-5.14	119.84	121.90
1	A	1314	C	N3-C4-C5	-5.14	119.84	121.90
1	A	637	G	N3-C4-N9	5.13	129.08	126.00
1	A	242	C	N3-C4-C5	5.13	123.95	121.90
1	A	1239	A	N9-C4-C5	-5.13	103.75	105.80
1	A	1533	C	C2-N3-C4	5.13	122.47	119.90
1	A	325	A	N1-C2-N3	5.13	131.87	129.30
1	A	530	G	N7-C8-N9	5.13	115.67	113.10
1	A	792	A	N1-C6-N6	5.13	121.68	118.60
1	A	1361(A)	C	C5-C6-N1	5.13	123.57	121.00
1	A	1397	C	C5-C6-N1	5.13	123.57	121.00
1	A	120	A	C2-N3-C4	-5.13	108.03	110.60
1	A	394	G	C4-C5-N7	-5.13	108.75	110.80
1	A	135	C	N3-C2-O2	5.13	125.49	121.90
1	A	173	U	N3-C4-O4	-5.13	115.81	119.40
1	A	752	G	C8-N9-C4	5.13	108.45	106.40
1	A	1224	G	C8-N9-C4	5.13	108.45	106.40
1	A	805	C	C4-C5-C6	-5.13	114.84	117.40
1	A	799	G	N1-C6-O6	5.12	122.97	119.90
1	A	1526	G	C5-C6-N1	5.12	114.06	111.50
1	A	231	G	C6-C5-N7	-5.12	127.33	130.40
1	A	1300	G	P-O3'-C3'	5.12	125.85	119.70
1	A	227	G	C5-C6-O6	-5.12	125.53	128.60
1	A	229	U	N3-C4-C5	-5.12	111.53	114.60

*Continued on next page...*

*Continued from previous page...*

Mol	Chain	Res	Type	Atoms	Z	Observed(°)	Ideal(°)
1	A	154	C	C5-C4-N4	-5.12	116.62	120.20
1	A	394	G	N7-C8-N9	-5.12	110.54	113.10
1	A	868	C	C2-N3-C4	-5.12	117.34	119.90
1	A	902	G	C6-C5-N7	5.12	133.47	130.40
1	A	717	C	N3-C2-O2	5.12	125.48	121.90
1	A	869	G	N7-C8-N9	-5.12	110.54	113.10
1	A	568	G	N1-C6-O6	-5.11	116.83	119.90
1	A	573	A	N3-C4-C5	-5.11	123.22	126.80
1	A	886	G	C5-C6-O6	-5.11	125.53	128.60
1	A	894	G	C2-N3-C4	-5.11	109.34	111.90
1	A	1389	C	C6-N1-C2	5.11	122.35	120.30
1	A	883	C	C6-N1-C2	-5.11	118.25	120.30
1	A	1206	G	C5-C6-N1	-5.11	108.94	111.50
1	A	1385	G	C5-N7-C8	5.11	106.86	104.30
6	F	98	LEU	CA-CB-CG	-5.11	103.54	115.30
1	A	568	G	N9-C4-C5	5.11	107.44	105.40
1	A	850	U	N1-C2-N3	5.11	117.97	114.90
1	A	1288	A	N9-C4-C5	5.11	107.84	105.80
1	A	1467	G	N9-C4-C5	5.11	107.44	105.40
1	A	1539	C	N3-C4-N4	5.11	121.58	118.00
1	A	915	A	C2-N3-C4	-5.11	108.05	110.60
1	A	617	G	N3-C2-N2	5.11	123.47	119.90
1	A	1090	U	C4-C5-C6	5.10	122.76	119.70
1	A	101	A	C8-N9-C4	-5.10	103.76	105.80
1	A	79	G	C8-N9-C4	-5.10	104.36	106.40
1	A	199	G	C2-N3-C4	-5.10	109.35	111.90
1	A	1507	A	C8-N9-C4	-5.10	103.76	105.80
1	A	190(I)	G	C4-C5-C6	5.10	121.86	118.80
1	A	615	C	N3-C4-N4	5.10	121.57	118.00
1	A	1500	A	C6-N1-C2	-5.10	115.54	118.60
1	A	305	G	C5-C6-N1	-5.10	108.95	111.50
1	A	760	G	N3-C4-C5	5.09	131.15	128.60
1	A	557	G	N9-C4-C5	5.09	107.44	105.40
1	A	312	C	N3-C4-C5	5.09	123.94	121.90
1	A	850	U	N3-C4-C5	-5.09	111.55	114.60
1	A	306	G	N3-C2-N2	-5.09	116.34	119.90
1	A	1378	C	C2-N3-C4	5.09	122.44	119.90
1	A	1505	G	C4-C5-N7	-5.09	108.77	110.80
1	A	484	G	P-O3'-C3'	5.09	125.81	119.70
1	A	818	G	N9-C4-C5	5.09	107.44	105.40
1	A	1299	A	N1-C6-N6	5.09	121.65	118.60
1	A	373	A	N1-C6-N6	-5.08	115.55	118.60

*Continued on next page...*

*Continued from previous page...*

Mol	Chain	Res	Type	Atoms	Z	Observed(°)	Ideal(°)
1	A	566	G	N1-C2-N3	5.08	126.95	123.90
1	A	851	G	N1-C6-O6	5.08	122.95	119.90
1	A	900	A	C5-C6-N6	-5.08	119.64	123.70
1	A	557	G	N3-C4-C5	-5.08	126.06	128.60
1	A	825	G	C5-C6-N1	5.08	114.04	111.50
1	A	765	G	C6-N1-C2	5.08	128.15	125.10
1	A	1289	A	N9-C4-C5	5.08	107.83	105.80
1	A	968	A	N1-C2-N3	-5.08	126.76	129.30
1	A	481	G	N3-C2-N2	5.07	123.45	119.90
1	A	683	G	N3-C4-C5	-5.07	126.06	128.60
1	A	648	A	C6-N1-C2	-5.07	115.56	118.60
1	A	59	A	C5-C6-N6	-5.07	119.64	123.70
1	A	379	C	C5-C6-N1	-5.07	118.47	121.00
1	A	1064	G	N3-C4-N9	-5.07	122.96	126.00
1	A	1543	C	N3-C4-C5	5.07	123.93	121.90
1	A	1299	A	C6-N1-C2	-5.07	115.56	118.60
1	A	146	G	C5-C6-N1	-5.07	108.97	111.50
1	A	1301	U	P-O3'-C3'	5.07	125.78	119.70
1	A	27	G	C6-C5-N7	-5.07	127.36	130.40
1	A	169	C	C2-N3-C4	5.07	122.43	119.90
1	A	764	C	N3-C2-O2	-5.07	118.36	121.90
1	A	864	A	C5-C6-N6	5.07	127.75	123.70
1	A	559	A	C5-C6-N6	-5.06	119.65	123.70
1	A	691	G	C6-C5-N7	-5.06	127.36	130.40
1	A	1531	A	N9-C4-C5	-5.06	103.77	105.80
1	A	254	G	N7-C8-N9	-5.06	110.57	113.10
1	A	258	G	C6-C5-N7	-5.06	127.36	130.40
1	A	750	G	N1-C2-N2	-5.06	111.64	116.20
1	A	864	A	C6-N1-C2	5.06	121.64	118.60
1	A	416	G	N1-C6-O6	5.06	122.94	119.90
1	A	425	G	C8-N9-C4	-5.06	104.38	106.40
1	A	901	A	N1-C2-N3	5.06	131.83	129.30
1	A	52	G	N1-C2-N3	5.06	126.94	123.90
1	A	1117	G	N9-C4-C5	-5.06	103.38	105.40
1	A	1291	G	C8-N9-C4	5.06	108.42	106.40
1	A	201	C	C2-N1-C1'	5.06	124.36	118.80
1	A	1443	G	C4-C5-N7	5.06	112.82	110.80
1	A	1249	C	N1-C2-O2	5.06	121.93	118.90
1	A	1340	A	C2-N3-C4	-5.06	108.07	110.60
1	A	522	C	C2-N1-C1'	-5.05	113.24	118.80
1	A	1287	A	N1-C2-N3	5.05	131.83	129.30
1	A	64	G	N1-C6-O6	5.05	122.93	119.90

*Continued on next page...*

*Continued from previous page...*

Mol	Chain	Res	Type	Atoms	Z	Observed(°)	Ideal(°)
1	A	673	G	N1-C6-O6	5.05	122.93	119.90
1	A	1533	C	N1-C2-O2	5.05	121.93	118.90
1	A	416	G	C8-N9-C4	-5.05	104.38	106.40
1	A	400	C	N1-C2-O2	5.05	121.93	118.90
1	A	762	C	C5-C6-N1	5.05	123.53	121.00
1	A	880	C	C2-N3-C4	-5.05	117.38	119.90
1	A	674	G	C2-N3-C4	-5.05	109.38	111.90
1	A	1391	U	N1-C2-O2	5.05	126.33	122.80
1	A	1531	A	C4-N9-C1'	5.05	135.38	126.30
1	A	138	G	C8-N9-C4	5.04	108.42	106.40
1	A	854	G	C4-C5-C6	5.04	121.83	118.80
1	A	46	G	N1-C2-N3	5.04	126.92	123.90
1	A	964	A	N7-C8-N9	5.04	116.32	113.80
1	A	96	G	C8-N9-C4	-5.04	104.39	106.40
1	A	128	G	N7-C8-N9	5.04	115.62	113.10
1	A	167	G	N3-C4-N9	5.04	129.02	126.00
1	A	285	G	N1-C6-O6	5.04	122.92	119.90
1	A	924	C	N3-C4-C5	-5.03	119.89	121.90
1	A	1348	U	C2-N1-C1'	5.03	123.74	117.70
1	A	289	G	C5-N7-C8	-5.03	101.78	104.30
1	A	1064	G	N3-C4-C5	5.03	131.12	128.60
1	A	879	C	N3-C4-N4	5.03	121.52	118.00
1	A	1117	G	C5-C6-O6	-5.03	125.58	128.60
1	A	392	G	C6-C5-N7	-5.03	127.38	130.40
1	A	863	U	C6-N1-C1'	5.03	128.24	121.20
1	A	243	A	C6-C5-N7	-5.03	128.78	132.30
1	A	298	A	N9-C4-C5	5.02	107.81	105.80
1	A	789	U	N3-C2-O2	-5.02	118.68	122.20
1	A	1343	G	N3-C2-N2	-5.02	116.38	119.90
1	A	1382	C	N1-C2-O2	5.02	121.91	118.90
1	A	1544	U	N3-C2-O2	5.02	125.72	122.20
1	A	570	G	C8-N9-C1'	-5.02	120.47	127.00
1	A	814	A	N1-C2-N3	5.02	131.81	129.30
1	A	948	C	N3-C4-N4	-5.02	114.48	118.00
1	A	228	A	N1-C6-N6	5.02	121.61	118.60
1	A	377	G	N1-C2-N2	-5.02	111.68	116.20
1	A	109	A	N1-C6-N6	5.02	121.61	118.60
1	A	626	U	N3-C4-O4	5.02	122.91	119.40
1	A	657	G	C5-C6-O6	-5.02	125.59	128.60
1	A	234	C	C2-N1-C1'	5.02	124.32	118.80
1	A	811	C	C2-N1-C1'	5.02	124.32	118.80
1	A	895	G	C8-N9-C4	-5.02	104.39	106.40

*Continued on next page...*

*Continued from previous page...*

Mol	Chain	Res	Type	Atoms	Z	Observed(°)	Ideal(°)
1	A	1529	G	C4-N9-C1'	5.02	133.02	126.50
1	A	1339	A	C6-C5-N7	5.02	135.81	132.30
1	A	1462	G	C2-N3-C4	-5.02	109.39	111.90
1	A	483	C	C4-C5-C6	5.01	119.91	117.40
1	A	783	C	C5-C6-N1	-5.01	118.49	121.00
1	A	141	A	C8-N9-C4	5.01	107.81	105.80
1	A	881	G	C4-C5-C6	5.01	121.81	118.80
1	A	639	G	N1-C6-O6	5.01	122.91	119.90
1	A	653	A	C8-N9-C4	-5.01	103.80	105.80
1	A	769	G	N1-C6-O6	5.01	122.91	119.90
1	A	793	U	N3-C4-C5	-5.01	111.59	114.60
1	A	257	G	N3-C4-N9	5.01	129.00	126.00
1	A	655	A	C6-N1-C2	-5.01	115.59	118.60
1	A	1408	A	N1-C6-N6	5.01	121.61	118.60
1	A	1098	C	C5-C6-N1	-5.01	118.50	121.00
1	A	1199	U	C2-N1-C1'	5.01	123.71	117.70
1	A	1314	C	N3-C4-N4	5.01	121.50	118.00
1	A	1347	G	C8-N9-C1'	5.01	133.51	127.00
1	A	1467	G	C4-C5-N7	-5.01	108.80	110.80
1	A	392	G	N1-C6-O6	5.00	122.90	119.90
1	A	1417	G	N7-C8-N9	5.00	115.60	113.10
1	A	190(G)	G	N3-C2-N2	-5.00	116.40	119.90
1	A	573	A	N7-C8-N9	5.00	116.30	113.80
1	A	700	G	N1-C2-N2	-5.00	111.70	116.20
1	A	762	C	N3-C4-N4	5.00	121.50	118.00
1	A	720	C	N3-C2-O2	-5.00	118.40	121.90
1	A	811	C	N3-C4-N4	5.00	121.50	118.00

There are no chirality outliers.

All (13) planarity outliers are listed below:

Mol	Chain	Res	Type	Group
2	B	170	GLU	Peptide
4	D	195	ALA	Peptide
7	G	154	TYR	Peptide
8	H	90	GLY	Peptide
10	J	86	MET	Peptide
10	J	90	LEU	Peptide
12	L	27	LEU	Peptide
12	L	87	GLY	Peptide
13	M	105	THR	Peptide
15	O	2	PRO	Peptide

*Continued on next page...*

*Continued from previous page...*

Mol	Chain	Res	Type	Group
18	R	86	VAL	Peptide
20	T	12	ALA	Peptide
20	T	93	GLU	Peptide

## 5.2 Close contacts ⓘ

In the following table, the Non-H and H(model) columns list the number of non-hydrogen atoms and hydrogen atoms in the chain respectively. The H(added) column lists the number of hydrogens added by MolProbity. The Clashes column lists the number of clashes within the asymmetric unit, and the number in parentheses is this value normalized per 1000 atoms of the molecule in the chain. The Symm-Clashes column gives symmetry related clashes, in the same way as for the Clashes column.

Mol	Chain	Non-H	H(model)	H(added)	Clashes	Symm-Clashes
1	A	32645	0	0	284	0
2	B	1900	0	0	14	0
3	C	1612	0	0	19	0
4	D	1703	0	0	28	0
5	E	1146	0	0	12	0
6	F	843	0	0	9	0
7	G	1257	0	0	10	0
8	H	1116	0	0	14	0
9	I	1010	0	0	16	0
10	J	792	0	0	15	0
11	K	864	0	0	8	0
12	L	972	0	0	12	0
13	M	937	0	0	9	0
14	N	492	0	0	7	0
15	O	729	0	0	8	0
16	P	700	0	0	9	0
17	Q	823	0	0	9	0
18	R	574	0	0	7	0
19	S	647	0	0	6	0
20	T	763	0	0	5	0
21	U	208	0	0	6	0
22	A	268	0	0	0	0
22	B	2	0	0	0	0
22	C	2	0	0	0	0
22	D	3	0	0	0	0
22	E	1	0	0	0	0
22	F	1	0	0	0	0
22	J	2	0	0	0	0

*Continued on next page...*

*Continued from previous page...*

Mol	Chain	Non-H	H(model)	H(added)	Clashes	Symm-Clashes
22	M	1	0	0	0	0
22	N	1	0	0	0	0
22	P	3	0	0	0	0
22	Q	2	0	0	0	0
22	S	1	0	0	0	0
23	D	1	0	0	0	0
23	N	1	0	0	0	0
24	A	383	0	0	9	0
24	E	3	0	0	0	0
24	G	2	0	0	2	0
24	I	1	0	0	0	0
24	J	3	0	0	2	0
24	L	1	0	0	0	0
24	M	7	0	0	0	0
24	N	2	0	0	0	0
24	P	8	0	0	2	0
24	Q	1	0	0	0	0
24	T	1	0	0	0	0
All	All	52434	0	0	430	0

Clashscore is defined as the number of clashes calculated for the entry per 1000 atoms (including hydrogens) of the entry. The overall clashscore for this entry is 10.

All (430) close contacts within the same asymmetric unit are listed below.

Atom-1	Atom-2	Distance(Å)	Clash(Å)
1:A:1309:G:OP2	13:M:99:ARG:NH1	2.07	0.87
16:P:80:PHE:N	24:P:208:HOH:O	2.04	0.87
2:B:9:GLU:OE1	2:B:10:LEU:N	2.09	0.85
1:A:21:G:N2	1:A:885:G:O3'	2.10	0.85
1:A:310:G:OP2	16:P:27:LYS:NZ	2.10	0.84
1:A:692:U:OP1	11:K:124:LYS:NZ	2.11	0.83
1:A:1007:C:O2	1:A:1023:G:N1	2.11	0.83
1:A:427:U:OP1	4:D:13:ARG:NH2	2.11	0.83
6:F:70:ASP:N	6:F:70:ASP:OD1	2.10	0.83
8:H:4:ASP:OD2	8:H:85:ARG:NH1	2.13	0.82
10:J:62:HIS:N	24:J:301:HOH:O	2.12	0.82
1:A:532:A:O2'	1:A:533:A:OP1	1.98	0.82
1:A:298:A:N6	24:A:2036:HOH:O	2.13	0.82
1:A:836:G:OP1	18:R:61:LYS:NZ	2.14	0.81
1:A:869:G:N7	24:A:2164:HOH:O	2.14	0.81
1:A:21:G:O2'	1:A:22:G:OP1	2.01	0.79
15:O:6:GLU:OE2	15:O:6:GLU:N	2.18	0.77

*Continued on next page...*

*Continued from previous page...*

Atom-1	Atom-2	Distance(Å)	Clash(Å)
8:H:21:LYS:O	8:H:65:TYR:OH	2.02	0.77
1:A:656:C:O2'	15:O:28:GLN:NE2	2.19	0.75
1:A:964:A:N6	24:A:2266:HOH:O	2.19	0.75
1:A:982:U:OP2	14:N:23:ARG:NH2	2.20	0.75
1:A:407:G:OP1	4:D:115:ARG:NH1	2.20	0.75
5:E:142:LEU:O	5:E:143:ARG:NH1	2.20	0.74
5:E:147:ASP:N	5:E:147:ASP:OD1	2.19	0.74
1:A:281:G:O2'	1:A:282:A:OP2	2.06	0.74
7:G:37:ASN:ND2	24:G:202:HOH:O	2.21	0.73
3:C:35:GLU:OE2	3:C:59:ARG:NH1	2.22	0.72
1:A:964:A:O2'	10:J:55:LYS:NZ	2.22	0.72
1:A:758:G:N7	24:A:1965:HOH:O	2.21	0.72
7:G:38:LEU:N	24:G:201:HOH:O	2.23	0.72
1:A:1345:U:OP1	9:I:120:ARG:NH1	2.23	0.72
1:A:1127:G:O6	1:A:1144:G:N1	2.23	0.72
1:A:31:G:N2	1:A:48:C:OP1	2.22	0.71
1:A:542:G:OP1	4:D:10:ARG:NH2	2.24	0.70
1:A:519:C:OP2	12:L:50:SER:OG	2.08	0.70
3:C:156:ARG:NE	3:C:160:ALA:O	2.24	0.70
1:A:1442:G:N2	1:A:1447:G:N7	2.40	0.70
1:A:411:A:N7	1:A:413:G:N3	2.40	0.70
1:A:1243:C:OP1	21:U:10:ARG:NH1	2.24	0.69
1:A:953:G:N7	13:M:104:ARG:NH2	2.41	0.68
4:D:61:LYS:NZ	4:D:62:GLN:OE1	2.27	0.68
2:B:84:GLU:OE2	2:B:233:SER:OG	2.11	0.68
1:A:452:A:O2'	1:A:453:A:O4'	2.11	0.68
10:J:25:GLU:O	10:J:29:ARG:NE	2.27	0.67
1:A:1313:U:O4	19:S:4:SER:OG	2.12	0.67
7:G:70:LYS:O	7:G:72:ARG:NH1	2.28	0.67
1:A:80:G:O2'	1:A:81:U:OP1	2.12	0.67
1:A:975:A:O2'	14:N:32:SER:OG	2.12	0.67
10:J:57:LYS:NZ	24:J:303:HOH:O	2.28	0.66
1:A:1397:C:O2'	1:A:1398:A:OP1	2.14	0.66
1:A:127:G:N2	1:A:234:C:O2	2.28	0.66
1:A:1112:C:O2'	3:C:179:ARG:NH1	2.27	0.66
2:B:146:GLN:O	2:B:150:SER:OG	2.13	0.66
1:A:1010:G:N2	1:A:1019:C:N3	2.44	0.66
1:A:1498:UR3:O2'	1:A:1499:A:OP2	2.13	0.66
6:F:11:ASN:ND2	6:F:13:ASN:OD1	2.29	0.66
1:A:177:C:OP1	20:T:65:LYS:NZ	2.30	0.65
1:A:1352:C:N3	1:A:1370:G:N2	2.44	0.65
1:A:1406:U:O2'	1:A:1517[B]:G:N2	2.29	0.65

*Continued on next page...*

*Continued from previous page...*

Atom-1	Atom-2	Distance(Å)	Clash(Å)
6:F:23:LYS:NZ	6:F:42:GLU:OE2	2.30	0.65
1:A:988:G:O2'	1:A:1015:A:N6	2.30	0.64
1:A:1301:U:O2'	1:A:1302:U:O5'	2.14	0.64
1:A:1376:U:OP1	7:G:98:SER:OG	2.16	0.64
14:N:40:CYS:O	14:N:44:LEU:N	2.31	0.64
9:I:118:LYS:O	9:I:120:ARG:N	2.31	0.63
1:A:1130:A:O2'	9:I:3:GLN:NE2	2.32	0.63
1:A:738:C:OP2	6:F:92:LYS:NZ	2.31	0.63
6:F:13:ASN:OD1	6:F:13:ASN:N	2.30	0.63
12:L:27:LEU:C	12:L:29:GLY:N	2.52	0.63
4:D:8:VAL:O	4:D:11:LEU:N	2.32	0.62
8:H:85:ARG:NE	8:H:87:SER:O	2.31	0.62
1:A:9:G:OP2	5:E:121:LYS:NZ	2.33	0.62
1:A:1144:G:N2	1:A:1145:C:O2	2.33	0.62
15:O:7:GLU:OE1	15:O:38:ARG:NH2	2.33	0.62
1:A:951:G:OP2	13:M:102:ARG:NH2	2.33	0.62
1:A:826:C:O2	8:H:15:ASN:ND2	2.33	0.61
1:A:1055:A:N7	1:A:1200:C:N4	2.48	0.61
12:L:53:ARG:NH1	12:L:92:OTD:OD2	2.33	0.61
1:A:926:G:N2	1:A:1542:U:OP1	2.34	0.61
3:C:11:ARG:NH2	3:C:175:LEU:O	2.33	0.61
1:A:1205:U:OP1	3:C:190:ARG:NH2	2.34	0.61
3:C:47:LEU:O	3:C:50:ALA:N	2.34	0.60
1:A:1145:C:O2'	1:A:1146:A:O5'	2.20	0.60
1:A:652:U:O4	1:A:752:G:O2'	2.19	0.60
2:B:82:ARG:NE	2:B:92:TYR:OH	2.35	0.59
1:A:1426:C:N3	1:A:1474:G:N2	2.50	0.59
5:E:97:GLY:N	5:E:117:ASP:OD2	2.36	0.59
9:I:28:VAL:O	9:I:31:GLN:N	2.36	0.59
1:A:1362:C:O2'	24:A:2162:HOH:O	2.17	0.59
1:A:1004:A:O2'	1:A:1005:A:OP1	2.20	0.59
2:B:240:GLN:N	2:B:240:GLN:OE1	2.36	0.58
18:R:30:ASP:OD1	18:R:32:ARG:N	2.37	0.58
10:J:49:VAL:O	10:J:61:GLU:N	2.36	0.58
3:C:51:GLY:O	3:C:71:ALA:N	2.37	0.58
1:A:937:A:N6	1:A:1345:U:O4	2.36	0.58
6:F:71:ARG:O	6:F:74:ASP:N	2.36	0.58
7:G:15:ASP:OD1	7:G:44:TYR:OH	2.20	0.58
3:C:154:SER:OG	3:C:155:GLY:N	2.30	0.58
1:A:1516[A]:G:N1	1:A:1519[A]:MA6:OP2	2.36	0.58
4:D:200:GLU:OE1	4:D:200:GLU:N	2.37	0.58
1:A:1297:C:OP1	13:M:44:ARG:NH2	2.37	0.58

*Continued on next page...*

*Continued from previous page...*

Atom-1	Atom-2	Distance(Å)	Clash(Å)
1:A:278:G:OP2	17:Q:41:LYS:NZ	2.37	0.57
1:A:79:G:C2	1:A:80:G:C8	2.92	0.57
1:A:450:G:N7	1:A:481:G:O6	2.37	0.57
1:A:1305:G:O2'	1:A:1306:A:OP2	2.23	0.57
1:A:1314:C:OP2	19:S:6:LYS:NZ	2.38	0.57
1:A:1147:C:O2'	9:I:5:TYR:OH	2.23	0.57
8:H:4:ASP:OD1	8:H:6:ILE:N	2.38	0.57
1:A:451:A:N6	1:A:481:G:C4	2.73	0.57
1:A:191:G:O2'	20:T:102:GLY:O	2.23	0.57
11:K:32:ILE:O	11:K:40:ILE:N	2.38	0.57
1:A:396:G:O2'	1:A:398:C:OP1	2.23	0.56
1:A:581:G:N7	24:A:1965:HOH:O	2.33	0.56
1:A:79:G:N1	1:A:80:G:C5	2.73	0.56
1:A:1518[B]:MA6:O2'	1:A:1519[B]:MA6:O5'	2.23	0.56
1:A:1152:A:OP1	10:J:68:HIS:NE2	2.38	0.56
1:A:1315:U:O2'	1:A:1360:A:O2'	2.23	0.56
11:K:58:PRO:O	11:K:61:ALA:N	2.39	0.56
12:L:6:THR:OG1	12:L:9:GLN:N	2.38	0.56
4:D:28:SER:O	4:D:30:LYS:N	2.38	0.56
1:A:707:C:OP1	11:K:85:ARG:NH1	2.39	0.56
9:I:126:SER:OG	9:I:127:LYS:N	2.39	0.55
4:D:141:ARG:N	4:D:144:ASP:OD2	2.40	0.55
10:J:57:LYS:O	10:J:60:ARG:NH1	2.39	0.55
1:A:793:U:O2	1:A:1516[A]:G:O2'	2.24	0.55
1:A:1422:G:N2	1:A:1479:C:N3	2.55	0.55
1:A:77:G:C4	1:A:93:G:N2	2.75	0.55
1:A:115:G:O2'	1:A:116:A:OP2	2.23	0.55
1:A:881:G:OP2	12:L:12:ARG:NH2	2.39	0.55
4:D:102:ASP:OD1	4:D:103:ASN:N	2.40	0.55
13:M:62:ASN:OD1	13:M:62:ASN:N	2.40	0.55
1:A:1349:A:C2	1:A:1374:A:C4	2.95	0.55
1:A:279:A:OP2	17:Q:95:TYR:OH	2.24	0.55
10:J:48:THR:OG1	10:J:62:HIS:ND1	2.40	0.55
5:E:93:PRO:O	8:H:105:ARG:NH2	2.40	0.55
10:J:52:GLY:O	14:N:41:ARG:NH2	2.39	0.55
1:A:276:G:O2'	17:Q:68:ARG:NH1	2.40	0.54
10:J:12:ASP:N	10:J:12:ASP:OD2	2.39	0.54
1:A:1147:C:O2	9:I:16:ARG:NH2	2.40	0.54
9:I:3:GLN:OE1	9:I:20:ARG:NH2	2.40	0.54
13:M:16:ASP:OD1	13:M:16:ASP:N	2.41	0.54
4:D:32:ALA:O	4:D:36:ARG:N	2.41	0.54
1:A:547:A:OP2	4:D:2:GLY:N	2.40	0.54

*Continued on next page...*

*Continued from previous page...*

Atom-1	Atom-2	Distance(Å)	Clash(Å)
8:H:87:SER:OG	8:H:93:VAL:N	2.41	0.54
1:A:644:G:C5	1:A:645:C:C5	2.95	0.54
1:A:782:A:OP1	1:A:1521:G:N2	2.41	0.53
1:A:484:G:O2'	1:A:485:G:OP2	2.25	0.53
1:A:226:G:N2	24:A:2159:HOH:O	2.40	0.53
1:A:1505:G:O2'	1:A:1506:U:OP2	2.27	0.53
13:M:96:LEU:O	13:M:110:ARG:NH1	2.42	0.53
1:A:1305:G:C8	1:A:1305:G:OP2	2.62	0.53
1:A:811:C:O2'	1:A:901:A:N1	2.42	0.53
1:A:1417:G:O2'	1:A:1483:A:N6	2.42	0.53
5:E:100:VAL:O	5:E:107:ARG:NH2	2.42	0.53
6:F:22:GLU:OE1	6:F:82:ARG:NH1	2.42	0.52
11:K:34:ASP:OD1	11:K:38:ASN:N	2.41	0.52
1:A:1367:C:O5'	9:I:112:LYS:NZ	2.42	0.52
1:A:1178:G:N2	1:A:1181:G:OP2	2.43	0.52
1:A:77:G:C2	1:A:78:G:C4	2.97	0.52
16:P:34:GLU:OE1	16:P:55:ARG:NH1	2.42	0.52
19:S:80:TYR:CD1	19:S:81:ARG:N	2.78	0.52
1:A:1151:A:O2'	1:A:1152:A:OP2	2.28	0.52
1:A:75:G:N1	1:A:76:C:N3	2.58	0.52
1:A:103:C:O2'	1:A:172:A:N1	2.43	0.52
1:A:1376:U:O4	7:G:10:ARG:NH1	2.43	0.51
1:A:1305:G:OP1	21:U:2:GLY:N	2.43	0.51
1:A:1008:C:O2	1:A:1023:G:N2	2.43	0.51
1:A:1372:U:OP2	9:I:11:LYS:NZ	2.44	0.51
4:D:3:ARG:NH2	4:D:74:GLN:OE1	2.43	0.51
1:A:427:U:OP2	4:D:36:ARG:NH2	2.43	0.51
1:A:1009:G:N2	1:A:1010:G:N3	2.58	0.51
1:A:28:G:O2'	1:A:296:U:OP1	2.28	0.51
1:A:243:A:C2	1:A:246:A:C8	2.99	0.51
1:A:836:G:C6	1:A:851:G:C6	2.99	0.51
1:A:1213:A:N6	1:A:1215:G:C4	2.78	0.51
13:M:59:TYR:O	13:M:63:THR:OG1	2.28	0.51
1:A:986:A:N3	19:S:52:TYR:OH	2.44	0.51
8:H:97:VAL:N	8:H:98:LYS:NZ	2.59	0.51
1:A:1222:G:OP2	1:A:1322:C:N4	2.43	0.51
1:A:31:G:O2'	1:A:48:C:N4	2.44	0.51
1:A:393:A:OP2	16:P:12:LYS:NZ	2.44	0.51
6:F:36:ARG:NH1	6:F:66:GLU:OE1	2.44	0.50
1:A:507:C:OP2	1:A:508:C:O2'	2.29	0.50
3:C:36:ASP:OD2	3:C:59:ARG:NH2	2.44	0.50
1:A:1284:C:OP2	1:A:1285:A:O2'	2.30	0.50

*Continued on next page...*

*Continued from previous page...*

Atom-1	Atom-2	Distance(Å)	Clash(Å)
16:P:53:VAL:O	16:P:55:ARG:N	2.44	0.50
1:A:921:U:O2'	5:E:19:MET:O	2.29	0.50
1:A:409:G:OP1	4:D:24:GLU:O	2.29	0.50
1:A:315:A:O2'	1:A:330:C:O2'	2.29	0.50
11:K:104:GLN:OE1	11:K:106:LYS:NZ	2.44	0.50
3:C:15:THR:OG1	3:C:15:THR:O	2.25	0.50
1:A:1152:A:OP1	10:J:68:HIS:CD2	2.65	0.50
1:A:77:G:N2	1:A:78:G:C4	2.79	0.50
1:A:875:C:O2'	8:H:14:ARG:NH1	2.45	0.50
1:A:197:A:N1	1:A:220:G:O2'	2.44	0.50
2:B:84:GLU:OE2	2:B:235:SER:OG	2.29	0.50
1:A:481:G:O2'	1:A:482:A:C8	2.64	0.50
1:A:771:G:N2	1:A:808:C:O2	2.45	0.50
4:D:12:CYS:SG	4:D:19:LEU:O	2.70	0.50
1:A:254:G:OP1	17:Q:67:LYS:O	2.29	0.49
5:E:131:ILE:O	5:E:134:ALA:N	2.45	0.49
4:D:112:VAL:N	4:D:116:GLN:OE1	2.45	0.49
1:A:6:G:O6	5:E:95:ALA:N	2.46	0.49
1:A:1124:G:C2	1:A:1127:G:N2	2.80	0.49
12:L:7:ILE:O	12:L:10:LEU:N	2.46	0.49
3:C:105:GLU:OE2	3:C:107:GLN:NE2	2.45	0.49
1:A:908:A:C2	1:A:909:A:C4	3.00	0.49
1:A:321:A:N7	1:A:328:C:C6	2.81	0.49
1:A:509:A:C8	1:A:509:A:C3'	2.95	0.49
1:A:21:G:N2	1:A:886:G:P	2.86	0.49
1:A:448:A:C2	1:A:449:C:C4	3.01	0.49
9:I:29:ASN:ND2	9:I:65:VAL:O	2.46	0.48
1:A:858:G:O6	1:A:869:G:C8	2.66	0.48
1:A:131:C:O2'	1:A:262:A:O2'	2.30	0.48
1:A:1299:A:O2'	1:A:1300:G:O5'	2.31	0.48
12:L:127:GLU:OE2	12:L:127:GLU:N	2.46	0.48
15:O:12:ILE:O	15:O:15:PHE:N	2.46	0.48
9:I:5:TYR:CD2	9:I:6:GLY:N	2.82	0.48
8:H:69:ARG:NH1	8:H:75:ARG:O	2.46	0.48
2:B:170:GLU:O	2:B:172:ILE:N	2.46	0.48
4:D:31:CYS:SG	4:D:31:CYS:O	2.71	0.48
1:A:872:A:C8	1:A:874:G:C8	3.02	0.48
1:A:1092:A:N3	1:A:1183:A:N6	2.62	0.48
1:A:1347:G:O2'	1:A:1348:U:P	2.71	0.47
1:A:831:U:OP2	2:B:22:LYS:NZ	2.47	0.47
3:C:156:ARG:NH1	3:C:193:TYR:O	2.47	0.47
1:A:579:G:O3'	15:O:54:ARG:NH2	2.48	0.47

*Continued on next page...*

*Continued from previous page...*

Atom-1	Atom-2	Distance(Å)	Clash(Å)
1:A:1093:A:N3	1:A:1109:C:O2'	2.48	0.47
10:J:10:GLY:O	10:J:68:HIS:N	2.47	0.47
1:A:1361(A):C:O2'	1:A:1362:C:O4'	2.32	0.47
1:A:77:G:C5	1:A:93:G:N1	2.81	0.47
12:L:76:ASN:ND2	12:L:106:ASP:O	2.47	0.47
12:L:76:ASN:N	12:L:76:ASN:OD1	2.47	0.47
1:A:112:G:C2	1:A:113:G:C8	3.02	0.47
3:C:20:SER:OG	3:C:40:ARG:NH2	2.47	0.47
3:C:108:ASN:C	3:C:110:ASN:N	2.68	0.47
5:E:36:ASP:OD1	5:E:38:GLN:N	2.47	0.47
1:A:1228:C:OP1	13:M:108:ARG:NH2	2.48	0.47
1:A:438:G:N1	1:A:496:A:OP2	2.47	0.47
1:A:126:G:OP1	1:A:605:U:O2'	2.33	0.47
1:A:317:G:N2	1:A:336:C:O2	2.48	0.47
8:H:77:GLU:OE2	8:H:81:HIS:NE2	2.48	0.47
1:A:1080:A:O3'	5:E:16:THR:OG1	2.31	0.47
1:A:925:G:C2	1:A:927:G:C8	3.03	0.47
1:A:1402:4OC:O2	1:A:1500:A:N1	2.48	0.47
1:A:1405:G:O2'	1:A:1518[A]:MA6:O2'	2.32	0.47
1:A:75:G:C2	1:A:76:C:C2	3.03	0.47
1:A:448:A:C4	1:A:487:A:C2	3.03	0.47
16:P:81:ARG:N	24:P:205:HOH:O	2.48	0.47
1:A:922:G:C2	1:A:1396:A:C6	3.02	0.47
2:B:24:TRP:CG	2:B:25:ASN:N	2.83	0.47
1:A:109:A:C4	1:A:327:A:C2	3.03	0.47
3:C:139:GLN:O	3:C:143:GLU:N	2.48	0.47
1:A:1120:G:O6	1:A:1153:C:N4	2.48	0.46
15:O:21:ASP:OD1	15:O:24:SER:OG	2.32	0.46
1:A:1068:G:OP1	1:A:1387:G:O2'	2.33	0.46
1:A:77:G:C6	1:A:93:G:N1	2.83	0.46
1:A:1255:G:O2'	1:A:1258:G:O2'	2.34	0.46
1:A:128:G:C6	1:A:129:U:N3	2.83	0.46
1:A:1442:G:C6	1:A:1446:A:N7	2.83	0.46
2:B:212:GLN:NE2	2:B:235:SER:OG	2.49	0.46
1:A:1096:C:O2'	1:A:1169:A:O2'	2.34	0.46
15:O:29:VAL:O	15:O:33:THR:OG1	2.34	0.46
1:A:1240:U:OP1	7:G:119:ARG:NH2	2.49	0.46
9:I:50:LEU:O	9:I:54:ASP:N	2.49	0.46
1:A:130:A:O2'	1:A:131:C:O5'	2.33	0.46
12:L:102:ARG:NH2	12:L:108:ALA:O	2.49	0.46
1:A:75:G:C6	1:A:76:C:C4	3.04	0.46
2:B:17:PHE:CD1	2:B:18:GLY:N	2.84	0.46

*Continued on next page...*

*Continued from previous page...*

Atom-1	Atom-2	Distance(Å)	Clash(Å)
8:H:25:ASP:OD1	8:H:25:ASP:N	2.48	0.46
9:I:28:VAL:N	9:I:31:GLN:O	2.50	0.45
1:A:803:G:C6	1:A:804:U:C4	3.04	0.45
1:A:602:A:C2	1:A:637:G:C2	3.04	0.45
1:A:430:A:OP1	4:D:8:VAL:N	2.50	0.45
1:A:1372:U:OP1	9:I:71:SER:OG	2.33	0.45
1:A:922:G:C6	1:A:923:A:C6	3.04	0.45
1:A:1300:G:C6	1:A:1335:C:C5	3.05	0.45
1:A:1067:A:O2'	1:A:1093:A:O2'	2.34	0.45
4:D:128:VAL:N	4:D:131:ARG:O	2.50	0.45
1:A:1222:G:N2	1:A:1223:C:O2	2.50	0.45
1:A:1258:G:C8	1:A:1258:G:OP2	2.69	0.45
4:D:68:TYR:OH	4:D:98:GLU:OE1	2.34	0.45
1:A:1035:A:C6	1:A:1036:G:C6	3.04	0.45
1:A:1185:G:C2	1:A:1186:G:C5	3.05	0.45
6:F:41:GLU:OE1	18:R:35:ARG:NH1	2.49	0.45
1:A:1316:G:N2	1:A:1319:A:OP2	2.50	0.45
1:A:1355:G:C6	1:A:1368:G:C6	3.04	0.44
1:A:1120:G:C2	1:A:1154:G:N3	2.85	0.44
1:A:14:U:O2	1:A:16:A:C8	2.71	0.44
1:A:1003:G:N2	1:A:1039:C:O2	2.50	0.44
21:U:20:LYS:NZ	21:U:21:TYR:CZ	2.85	0.44
4:D:25:ARG:C	4:D:27:TYR:N	2.69	0.44
1:A:1328:C:OP1	21:U:21:TYR:OH	2.34	0.44
1:A:1338:G:C6	1:A:1339:A:C6	3.05	0.44
1:A:237:C:OP2	17:Q:40:LYS:NZ	2.50	0.44
1:A:1054:C:OP1	1:A:1197:G:OP1	2.35	0.44
1:A:117:G:P	24:A:1912:HOH:O	2.75	0.44
1:A:434:U:C4	1:A:435:C:C4	3.06	0.44
1:A:1028:C:N3	1:A:1034:G:N2	2.66	0.44
1:A:992:U:O2'	1:A:993:G:OP2	2.35	0.44
1:A:1370:G:C2	1:A:1371:G:N7	2.85	0.44
2:B:16:HIS:CD2	2:B:17:PHE:O	2.70	0.44
1:A:1245:A:N1	1:A:1293:G:C2	2.85	0.44
1:A:778:G:O5'	1:A:778:G:C8	2.71	0.44
7:G:156:TRP:O	7:G:156:TRP:CD1	2.71	0.44
1:A:949:A:C2	1:A:1233:G:N3	2.86	0.44
1:A:407:G:C6	1:A:408:A:C6	3.05	0.44
1:A:459:G:N1	1:A:462:G:OP2	2.50	0.44
1:A:1026:G:C8	1:A:1027:C:C5	3.06	0.44
1:A:1304:G:O3'	21:U:2:GLY:N	2.51	0.44
15:O:9:GLN:O	15:O:10:LYS:C	2.56	0.44

*Continued on next page...*

*Continued from previous page...*

Atom-1	Atom-2	Distance(Å)	Clash(Å)
4:D:187:ARG:CZ	4:D:188:LEU:N	2.81	0.43
4:D:30:LYS:O	4:D:32:ALA:N	2.51	0.43
1:A:1111:A:C5	1:A:1112:C:C5	3.06	0.43
16:P:53:VAL:O	16:P:54:GLU:C	2.56	0.43
4:D:200:GLU:CD	4:D:200:GLU:N	2.72	0.43
1:A:109:A:C6	1:A:326:G:C6	3.07	0.43
1:A:1347:G:C2'	1:A:1348:U:OP2	2.66	0.43
1:A:835:U:OP1	18:R:64:ARG:NH2	2.52	0.43
1:A:1480:G:C6	1:A:1481:U:C4	3.06	0.43
1:A:391:G:C6	1:A:392:G:C5	3.06	0.43
1:A:191:G:N2	20:T:103:GLY:O	2.51	0.43
1:A:1241:G:C4	1:A:1242:C:C5	3.06	0.43
12:L:120:TYR:CD2	12:L:120:TYR:N	2.86	0.43
17:Q:32:TYR:CD2	17:Q:32:TYR:N	2.82	0.43
1:A:600:C:N3	1:A:638:G:N2	2.67	0.43
1:A:990:C:C2	1:A:1216:G:N2	2.87	0.43
1:A:299:G:N1	24:A:2036:HOH:O	2.36	0.43
19:S:80:TYR:CG	19:S:81:ARG:N	2.87	0.43
18:R:22:VAL:O	18:R:25:THR:N	2.52	0.43
8:H:6:ILE:CD1	8:H:6:ILE:N	2.81	0.43
1:A:144:G:N2	1:A:178:C:N3	2.67	0.43
1:A:1021:G:C6	1:A:1022:G:C8	3.07	0.43
4:D:201:GLN:NE2	5:E:117:ASP:OD1	2.52	0.43
1:A:60:A:O5'	1:A:331:G:N2	2.52	0.43
18:R:59:SER:N	18:R:62:GLU:OE1	2.52	0.43
1:A:652:U:C2	1:A:752:G:N2	2.87	0.43
1:A:1268:A:N3	1:A:1326:C:O2'	2.52	0.43
1:A:1251:A:N3	1:A:1369:C:O2'	2.51	0.43
17:Q:90:ILE:O	17:Q:91:ARG:C	2.56	0.43
7:G:110:GLN:O	7:G:110:GLN:NE2	2.51	0.42
1:A:83:U:C4	1:A:84:U:C5	3.07	0.42
10:J:86:MET:SD	10:J:87:THR:N	2.92	0.42
3:C:56:ASP:OD1	3:C:56:ASP:N	2.52	0.42
8:H:46:LYS:N	8:H:62:TYR:O	2.52	0.42
1:A:1343:G:C5	1:A:1344:C:C4	3.08	0.42
4:D:9:CYS:SG	4:D:31:CYS:O	2.77	0.42
17:Q:17:LYS:N	17:Q:49:GLU:OE2	2.52	0.42
1:A:722:A:O3'	1:A:723:U:C6	2.71	0.42
4:D:79:PHE:O	4:D:82:ALA:N	2.53	0.42
2:B:223:ILE:O	2:B:228:GLY:N	2.52	0.42
1:A:22:G:C5	1:A:914:G:O6	2.71	0.42
1:A:22:G:C4	1:A:23:C:C5	3.08	0.42

*Continued on next page...*

*Continued from previous page...*

Atom-1	Atom-2	Distance(Å)	Clash(Å)
1:A:1058:G:C6	1:A:1059:C:N3	2.87	0.42
1:A:998:G:C2	1:A:1044:A:C5	3.08	0.42
11:K:18:ARG:NH1	11:K:35:PRO:O	2.52	0.42
1:A:815:A:N3	1:A:1527:C:O2'	2.52	0.42
1:A:976:G:C8	1:A:1358:U:C2	3.08	0.42
1:A:9:G:C2	1:A:26:A:N1	2.87	0.42
1:A:414:A:OP2	1:A:428:G:N2	2.53	0.42
1:A:794:A:N6	1:A:795:C:N4	2.67	0.42
1:A:1474:G:N1	1:A:1475:G:C6	2.88	0.42
1:A:1240:U:O4	7:G:109:ASN:ND2	2.53	0.42
1:A:152:A:N6	1:A:170:U:C2	2.87	0.42
1:A:355:C:C4	1:A:356:A:N7	2.88	0.42
1:A:187:C:N3	20:T:105:SER:OG	2.53	0.42
1:A:837:G:C2	1:A:850:U:O2	2.73	0.42
1:A:984:C:N3	1:A:1221:G:N2	2.68	0.42
1:A:16:A:C2	1:A:920:U:O2	2.73	0.41
1:A:570:G:C6	1:A:873:A:C2	3.07	0.41
1:A:1191:A:OP1	3:C:4:LYS:NZ	2.52	0.41
1:A:1185:G:N2	1:A:1186:G:C4	2.88	0.41
1:A:597:G:C5	1:A:598:U:C6	3.08	0.41
1:A:463:A:C8	1:A:474:G:N7	2.89	0.41
1:A:1327:C:OP2	21:U:12:LYS:NZ	2.53	0.41
1:A:299:G:C6	1:A:300:A:C6	3.08	0.41
1:A:1371:G:C6	1:A:1372:U:C4	3.09	0.41
1:A:77:G:C6	1:A:93:G:C6	3.08	0.41
1:A:1167:A:N6	1:A:1168:A:N1	2.68	0.41
1:A:1399:C:O2	1:A:1401:G:C5	2.73	0.41
17:Q:29:HIS:CG	17:Q:30:PRO:CD	3.04	0.41
4:D:88:VAL:O	4:D:89:THR:C	2.57	0.41
1:A:1321:C:O2'	19:S:77:THR:OG1	2.39	0.41
1:A:1222:G:C2	1:A:1223:C:C2	3.08	0.41
1:A:1095:U:OP1	1:A:1108:G:N2	2.54	0.41
1:A:660:G:N2	1:A:745:C:N3	2.68	0.41
1:A:1071:C:N3	1:A:1104:G:N2	2.68	0.41
16:P:67:THR:O	16:P:71:ARG:N	2.54	0.41
18:R:53:ARG:O	18:R:57:GLY:N	2.53	0.41
1:A:490:G:C6	1:A:491:G:N7	2.89	0.41
1:A:21:G:N2	1:A:886:G:OP1	2.53	0.41
16:P:9:PHE:N	16:P:16:HIS:O	2.53	0.41
9:I:10:ARG:NE	9:I:105:ASP:OD1	2.54	0.41
1:A:1124:G:C8	1:A:1145:C:C5	3.08	0.41
10:J:47:PHE:CZ	14:N:37:PHE:CE1	3.09	0.41

*Continued on next page...*

*Continued from previous page...*

Atom-1	Atom-2	Distance(Å)	Clash(Å)
1:A:922:G:O2'	1:A:1398:A:N1	2.54	0.41
1:A:128:G:C2	1:A:234:C:C2	3.09	0.41
3:C:3:ASN:N	3:C:3:ASN:OD1	2.54	0.41
1:A:1073:U:O2	2:B:104:ASN:ND2	2.54	0.41
1:A:261:U:O2	1:A:263:A:C8	2.74	0.41
1:A:380:G:N2	1:A:383:A:OP2	2.54	0.41
3:C:23:TYR:OH	10:J:9:ARG:NH1	2.54	0.41
1:A:1288:A:N3	1:A:1352:C:O2'	2.54	0.41
1:A:451:A:N7	1:A:481:G:C2	2.89	0.40
1:A:77:G:C5	1:A:93:G:C2	3.09	0.40
1:A:794:A:C6	1:A:795:C:C4	3.08	0.40
1:A:1095:U:OP2	1:A:1108:G:N1	2.55	0.40
1:A:987:G:N2	1:A:1219:U:O2	2.54	0.40
1:A:1188:A:O3'	14:N:58:LYS:NZ	2.54	0.40
1:A:376:G:C4	1:A:389:A:C2	3.09	0.40
1:A:942:G:N2	1:A:943:U:C2	2.89	0.40
1:A:316:G:OP2	1:A:351:G:O2'	2.39	0.40
1:A:515:G:C6	1:A:516:PSU:C2	3.09	0.40
1:A:92:C:O2	1:A:93:G:C8	2.74	0.40
1:A:44:G:N2	1:A:399:G:C4	2.89	0.40
1:A:1430:C:C2	1:A:1471:G:N2	2.89	0.40
1:A:539:A:OP1	12:L:114:LYS:NZ	2.54	0.40
1:A:838:G:N2	1:A:849:C:C2	2.88	0.40
1:A:946:A:O2'	1:A:1333:A:N3	2.53	0.40
1:A:1265:G:C6	1:A:1266:G:C6	3.10	0.40
1:A:765:G:C6	1:A:812:C:C2	3.09	0.40
1:A:1345:U:C2	1:A:1377:A:C2	3.09	0.40
1:A:1089:G:C6	1:A:1090:U:N3	2.89	0.40
1:A:156:G:N1	1:A:166:G:C6	2.90	0.40
11:K:53:SER:O	11:K:55:LYS:N	2.55	0.40
1:A:852:G:N1	1:A:853:G:N7	2.70	0.40
1:A:41:G:C2	1:A:42:G:C5	3.09	0.40
1:A:279:A:OP1	1:A:280:C:O2'	2.40	0.40
1:A:1059:C:O3'	14:N:45:ARG:NH2	2.55	0.40
20:T:27:LYS:O	20:T:31:SER:OG	2.39	0.40

There are no symmetry-related clashes.

## 5.3 Torsion angles

### 5.3.1 Protein backbone ⓘ

In the following table, the Percentiles column shows the percent Ramachandran outliers of the chain as a percentile score with respect to all X-ray entries followed by that with respect to entries of similar resolution. The Analysed column shows the number of residues for which the backbone conformation was analysed, and the total number of residues.

Mol	Chain	Analysed	Favoured	Allowed	Outliers	Percentiles	
2	B	232/256 (91%)	201 (87%)	28 (12%)	3 (1%)	18	75
3	C	204/239 (85%)	173 (85%)	31 (15%)	0	100	100
4	D	206/209 (99%)	194 (94%)	12 (6%)	0	100	100
5	E	148/162 (91%)	139 (94%)	9 (6%)	0	100	100
6	F	99/101 (98%)	93 (94%)	6 (6%)	0	100	100
7	G	153/156 (98%)	141 (92%)	12 (8%)	0	100	100
8	H	136/138 (99%)	129 (95%)	7 (5%)	0	100	100
9	I	125/128 (98%)	112 (90%)	12 (10%)	1 (1%)	27	83
10	J	96/105 (91%)	76 (79%)	17 (18%)	3 (3%)	7	56
11	K	114/129 (88%)	99 (87%)	14 (12%)	1 (1%)	25	81
12	L	121/135 (90%)	108 (89%)	12 (10%)	1 (1%)	27	83
13	M	116/126 (92%)	99 (85%)	16 (14%)	1 (1%)	25	81
14	N	58/61 (95%)	49 (84%)	9 (16%)	0	100	100
15	O	85/89 (96%)	78 (92%)	7 (8%)	0	100	100
16	P	81/88 (92%)	73 (90%)	8 (10%)	0	100	100
17	Q	97/105 (92%)	87 (90%)	10 (10%)	0	100	100
18	R	68/88 (77%)	58 (85%)	9 (13%)	1 (2%)	15	71
19	S	78/93 (84%)	73 (94%)	4 (5%)	1 (1%)	18	75
20	T	97/106 (92%)	83 (86%)	12 (12%)	2 (2%)	11	65
21	U	22/27 (82%)	21 (96%)	0	1 (4%)	4	44
All	All	2336/2541 (92%)	2086 (89%)	235 (10%)	15 (1%)	33	86

All (15) Ramachandran outliers are listed below:

Mol	Chain	Res	Type
2	B	21	ARG
19	S	31	ILE

*Continued on next page...*

*Continued from previous page...*

Mol	Chain	Res	Type
20	T	99	LEU
9	I	119	ALA
10	J	86	MET
12	L	28	LYS
20	T	73	HIS
10	J	81	THR
11	K	117	ASN
18	R	26	LEU
2	B	87	ARG
2	B	95	GLN
21	U	24	ARG
10	J	34	VAL
13	M	84	ILE

### 5.3.2 Protein sidechains ⓘ

In the following table, the Percentiles column shows the percent sidechain outliers of the chain as a percentile score with respect to all X-ray entries followed by that with respect to entries of similar resolution. The Analysed column shows the number of residues for which the sidechain conformation was analysed, and the total number of residues.

Mol	Chain	Analysed	Rotameric	Outliers	Percentiles	
2	B	202/220 (92%)	152 (75%)	50 (25%)	1	7
3	C	160/188 (85%)	127 (79%)	33 (21%)	2	11
4	D	180/181 (99%)	142 (79%)	38 (21%)	1	10
5	E	115/123 (94%)	90 (78%)	25 (22%)	1	9
6	F	90/90 (100%)	71 (79%)	19 (21%)	1	10
7	G	126/127 (99%)	101 (80%)	25 (20%)	2	12
8	H	119/119 (100%)	95 (80%)	24 (20%)	2	12
9	I	98/99 (99%)	79 (81%)	19 (19%)	2	13
10	J	87/92 (95%)	75 (86%)	12 (14%)	5	31
11	K	88/99 (89%)	76 (86%)	12 (14%)	5	32
12	L	103/110 (94%)	77 (75%)	26 (25%)	1	7
13	M	94/101 (93%)	75 (80%)	19 (20%)	2	12
14	N	49/50 (98%)	39 (80%)	10 (20%)	2	11
15	O	79/80 (99%)	64 (81%)	15 (19%)	2	14
16	P	72/74 (97%)	59 (82%)	13 (18%)	2	16

*Continued on next page...*

*Continued from previous page...*

Mol	Chain	Analysed	Rotameric	Outliers	Percentiles	
17	Q	94/97 (97%)	78 (83%)	16 (17%)	3	20
18	R	61/77 (79%)	49 (80%)	12 (20%)	2	12
19	S	71/80 (89%)	54 (76%)	17 (24%)	1	7
20	T	76/82 (93%)	58 (76%)	18 (24%)	1	7
21	U	19/22 (86%)	15 (79%)	4 (21%)	1	10
All	All	1983/2111 (94%)	1576 (80%)	407 (20%)	2	11

All (407) residues with a non-rotameric sidechain are listed below:

Mol	Chain	Res	Type
2	B	7	VAL
2	B	8	LYS
2	B	9	GLU
2	B	11	LEU
2	B	12	GLU
2	B	16	HIS
2	B	19	HIS
2	B	24	TRP
2	B	30	ARG
2	B	32	ILE
2	B	33	TYR
2	B	47	THR
2	B	49	GLU
2	B	51	LEU
2	B	52	GLU
2	B	53	ARG
2	B	55	PHE
2	B	63	MET
2	B	64	ARG
2	B	69	LEU
2	B	75	LYS
2	B	79	ASP
2	B	92	TYR
2	B	98	LEU
2	B	102	LEU
2	B	114	ARG
2	B	115	LEU
2	B	121	LEU
2	B	128	GLU
2	B	141	GLU

*Continued on next page...*

*Continued from previous page...*

Mol	Chain	Res	Type
2	B	144	ARG
2	B	157	ARG
2	B	158	LEU
2	B	163	PHE
2	B	169	LYS
2	B	175	ARG
2	B	178	ARG
2	B	184	VAL
2	B	185	ILE
2	B	190	THR
2	B	192	SER
2	B	195	ASP
2	B	196	LEU
2	B	200	ILE
2	B	206	ASP
2	B	209	ARG
2	B	215	LEU
2	B	216	SER
2	B	236	TYR
2	B	239	VAL
3	C	3	ASN
3	C	15	THR
3	C	26	LYS
3	C	32	LEU
3	C	47	LEU
3	C	56	ASP
3	C	63	ASN
3	C	70	VAL
3	C	75	VAL
3	C	79	ARG
3	C	84	ILE
3	C	91	LEU
3	C	95	THR
3	C	99	VAL
3	C	110	ASN
3	C	119	ARG
3	C	120	VAL
3	C	130	VAL
3	C	131	ARG
3	C	154	SER
3	C	156	ARG
3	C	162	GLN

*Continued on next page...*

*Continued from previous page...*

Mol	Chain	Res	Type
3	C	166	GLU
3	C	167	TRP
3	C	172	ARG
3	C	175	LEU
3	C	177	THR
3	C	179	ARG
3	C	191	THR
3	C	192	THR
3	C	193	TYR
3	C	195	VAL
3	C	204	LEU
4	D	5	ILE
4	D	9	CYS
4	D	10	ARG
4	D	19	LEU
4	D	25	ARG
4	D	26	CYS
4	D	34	GLU
4	D	52	SER
4	D	59	ARG
4	D	64	LEU
4	D	76	ARG
4	D	80	GLU
4	D	83	SER
4	D	84	LYS
4	D	96	LEU
4	D	122	ARG
4	D	132	ARG
4	D	137	SER
4	D	145	GLU
4	D	150	GLU
4	D	155	LEU
4	D	157	LEU
4	D	158	ILE
4	D	160	GLN
4	D	162	LEU
4	D	163	GLU
4	D	166	LYS
4	D	170	VAL
4	D	177	ASP
4	D	178	VAL
4	D	186	LEU

*Continued on next page...*

*Continued from previous page...*

Mol	Chain	Res	Type
4	D	187	ARG
4	D	190	ASP
4	D	192	GLU
4	D	194	LEU
4	D	196	LEU
4	D	198	VAL
4	D	202	LEU
5	E	6	PHE
5	E	11	ILE
5	E	12	LEU
5	E	14	ARG
5	E	20	GLN
5	E	26	PHE
5	E	31	LEU
5	E	32	VAL
5	E	33	VAL
5	E	41	VAL
5	E	43	LEU
5	E	55	VAL
5	E	63	ARG
5	E	64	ARG
5	E	68	GLU
5	E	75	THR
5	E	79	GLU
5	E	100	VAL
5	E	107	ARG
5	E	116	THR
5	E	120	THR
5	E	147	ASP
5	E	148	VAL
5	E	149	GLU
5	E	150	ARG
6	F	9	VAL
6	F	10	LEU
6	F	11	ASN
6	F	14	LEU
6	F	15	ASP
6	F	21	LEU
6	F	24	GLU
6	F	31	GLU
6	F	32	ASN
6	F	40	VAL

*Continued on next page...*

*Continued from previous page...*

Mol	Chain	Res	Type
6	F	43	LEU
6	F	47	ARG
6	F	70	ASP
6	F	72	VAL
6	F	75	LEU
6	F	82	ARG
6	F	86	ARG
6	F	91	VAL
6	F	93	SER
7	G	6	ARG
7	G	8	GLU
7	G	9	VAL
7	G	10	ARG
7	G	11	GLN
7	G	16	LEU
7	G	17	VAL
7	G	21	VAL
7	G	27	ILE
7	G	38	LEU
7	G	48	LYS
7	G	53	LYS
7	G	66	VAL
7	G	69	VAL
7	G	72	ARG
7	G	77	SER
7	G	79	ARG
7	G	87	VAL
7	G	94	ARG
7	G	95	ARG
7	G	106	GLN
7	G	110	GLN
7	G	113	GLU
7	G	144	MET
7	G	149	ARG
8	H	3	THR
8	H	9	MET
8	H	11	THR
8	H	14	ARG
8	H	19	VAL
8	H	24	THR
8	H	26	VAL
8	H	29	SER

*Continued on next page...*

*Continued from previous page...*

Mol	Chain	Res	Type
8	H	50	ARG
8	H	63	LEU
8	H	83	ILE
8	H	85	ARG
8	H	87	SER
8	H	88	LYS
8	H	91	ARG
8	H	92	ARG
8	H	93	VAL
8	H	95	VAL
8	H	97	VAL
8	H	98	LYS
8	H	102	ARG
8	H	114	THR
8	H	120	THR
8	H	133	LEU
9	I	3	GLN
9	I	10	ARG
9	I	14	VAL
9	I	16	ARG
9	I	19	LEU
9	I	35	GLU
9	I	40	LEU
9	I	47	LEU
9	I	56	LEU
9	I	64	THR
9	I	70	LYS
9	I	78	LYS
9	I	79	LEU
9	I	83	ARG
9	I	85	LEU
9	I	91	ASP
9	I	109	VAL
9	I	121	ARG
9	I	124	GLN
10	J	5	ARG
10	J	9	ARG
10	J	15	THR
10	J	29	ARG
10	J	30	SER
10	J	33	GLN
10	J	38	ILE

*Continued on next page...*

*Continued from previous page...*

Mol	Chain	Res	Type
10	J	50	ILE
10	J	65	LEU
10	J	79	ARG
10	J	81	THR
10	J	95	GLU
11	K	11	LYS
11	K	14	VAL
11	K	29	ILE
11	K	47	VAL
11	K	48	ILE
11	K	62	GLN
11	K	70	LYS
11	K	78	GLN
11	K	79	SER
11	K	83	ILE
11	K	95	ILE
11	K	122	LYS
12	L	18	VAL
12	L	20	LYS
12	L	33	ARG
12	L	36	VAL
12	L	39	VAL
12	L	42	THR
12	L	43	VAL
12	L	47	LYS
12	L	60	LEU
12	L	62	SER
12	L	66	VAL
12	L	67	THR
12	L	80	HIS
12	L	85	ILE
12	L	89	ARG
12	L	93	LEU
12	L	96	VAL
12	L	97	ARG
12	L	100	ILE
12	L	101	VAL
12	L	102	ARG
12	L	104	VAL
12	L	116	SER
12	L	119	LYS
12	L	122	THR

*Continued on next page...*

*Continued from previous page...*

Mol	Chain	Res	Type
12	L	126	LYS
13	M	14	ARG
13	M	44	ARG
13	M	45	VAL
13	M	47	ASP
13	M	48	LEU
13	M	54	VAL
13	M	61	GLU
13	M	63	THR
13	M	64	TRP
13	M	66	LEU
13	M	67	GLU
13	M	80	ARG
13	M	81	LEU
13	M	82	MET
13	M	99	ARG
13	M	105	THR
13	M	108	ARG
13	M	109	THR
13	M	110	ARG
14	N	6	LEU
14	N	9	LYS
14	N	22	THR
14	N	24	CYS
14	N	29	ARG
14	N	31	ARG
14	N	50	LYS
14	N	53	LEU
14	N	57	ARG
14	N	58	LYS
15	O	8	LYS
15	O	9	GLN
15	O	14	GLU
15	O	31	LEU
15	O	32	LEU
15	O	36	ILE
15	O	39	LEU
15	O	40	SER
15	O	62	GLN
15	O	65	ARG
15	O	66	LEU
15	O	68	ARG

*Continued on next page...*

*Continued from previous page...*

Mol	Chain	Res	Type
15	O	73	GLU
15	O	81	LEU
15	O	87	ILE
16	P	1	MET
16	P	25	ARG
16	P	28	ARG
16	P	42	ARG
16	P	44	THR
16	P	45	THR
16	P	53	VAL
16	P	54	GLU
16	P	55	ARG
16	P	57	ARG
16	P	62	VAL
16	P	80	PHE
16	P	82	GLN
17	Q	9	VAL
17	Q	13	ASP
17	Q	34	LYS
17	Q	36	ILE
17	Q	37	LYS
17	Q	38	ARG
17	Q	53	LEU
17	Q	59	ILE
17	Q	60	ILE
17	Q	66	SER
17	Q	67	LYS
17	Q	75	ARG
17	Q	86	GLU
17	Q	90	ILE
17	Q	92	ARG
17	Q	100	LYS
18	R	19	LYS
18	R	25	THR
18	R	37	VAL
18	R	38	GLU
18	R	40	LEU
18	R	47	THR
18	R	50	ILE
18	R	54	ARG
18	R	65	ILE
18	R	69	THR

*Continued on next page...*

*Continued from previous page...*

Mol	Chain	Res	Type
18	R	82	THR
18	R	87	ARG
19	S	5	LEU
19	S	6	LYS
19	S	7	LYS
19	S	10	PHE
19	S	13	ASP
19	S	20	LEU
19	S	29	ARG
19	S	31	ILE
19	S	37	ARG
19	S	38	SER
19	S	58	VAL
19	S	60	VAL
19	S	65	ASN
19	S	70	LYS
19	S	71	LEU
19	S	78	ARG
19	S	81	ARG
20	T	11	SER
20	T	13	LEU
20	T	15	ARG
20	T	19	SER
20	T	24	LEU
20	T	42	GLN
20	T	43	LEU
20	T	53	LEU
20	T	56	MET
20	T	62	LEU
20	T	68	LYS
20	T	74	LYS
20	T	75	ASN
20	T	83	ARG
20	T	84	LEU
20	T	86	ARG
20	T	91	LEU
20	T	93	GLU
21	U	8	THR
21	U	10	ARG
21	U	13	ILE
21	U	14	TRP

Some sidechains can be flipped to improve hydrogen bonding and reduce clashes. There are no

such sidechains identified.

### 5.3.3 RNA ⓘ

Mol	Chain	Analysed	Backbone Outliers	Pucker Outliers
1	A	1504/1522 (98%)	358 (23%)	45 (2%)

All (358) RNA backbone outliers are listed below:

Mol	Chain	Res	Type
1	A	6	G
1	A	9	G
1	A	21	G
1	A	22	G
1	A	31	G
1	A	32	A
1	A	39	G
1	A	47	C
1	A	48	C
1	A	49	U
1	A	50	A
1	A	51	A
1	A	54	C
1	A	59	A
1	A	74	C
1	A	75	G
1	A	80	G
1	A	81	U
1	A	91	C
1	A	95	U
1	A	99	C
1	A	101	A
1	A	108	G
1	A	115	G
1	A	116	A
1	A	117	G
1	A	121	C
1	A	129(A)	G
1	A	130	A
1	A	131	C
1	A	135	C
1	A	163	C
1	A	166	G

*Continued on next page...*

*Continued from previous page...*

Mol	Chain	Res	Type
1	A	178	C
1	A	182	U
1	A	183	G
1	A	190(D)	U
1	A	190(E)	U
1	A	195	A
1	A	197	A
1	A	202	U
1	A	203	U
1	A	204	U
1	A	216	G
1	A	217	C
1	A	221	C
1	A	227	G
1	A	231	G
1	A	245	C
1	A	247	G
1	A	251	G
1	A	254	G
1	A	258	G
1	A	266	G
1	A	267	C
1	A	281	G
1	A	282	A
1	A	289	G
1	A	299	G
1	A	301	G
1	A	319	G
1	A	321	A
1	A	325	A
1	A	328	C
1	A	329	A
1	A	330	C
1	A	331	G
1	A	332	G
1	A	344	A
1	A	345	C
1	A	346	G
1	A	349	A
1	A	351	G
1	A	352	C
1	A	353	A

*Continued on next page...*

*Continued from previous page...*

Mol	Chain	Res	Type
1	A	354	G
1	A	367	U
1	A	372	C
1	A	373	A
1	A	374	A
1	A	382	A
1	A	384	G
1	A	390	C
1	A	397	A
1	A	398	C
1	A	406	G
1	A	409	G
1	A	412	A
1	A	413	G
1	A	419	C
1	A	421	U
1	A	422	C
1	A	429	U
1	A	430	A
1	A	435	C
1	A	439	A
1	A	450	G
1	A	453	A
1	A	460	A
1	A	461	C
1	A	475	G
1	A	481	G
1	A	482	A
1	A	484	G
1	A	485	G
1	A	486	U
1	A	497	A
1	A	498	U
1	A	505	G
1	A	509	A
1	A	510	A
1	A	511	C
1	A	513	C
1	A	518	C
1	A	519	C
1	A	526	C
1	A	527	7MG

*Continued on next page...*

*Continued from previous page...*

Mol	Chain	Res	Type
1	A	531	U
1	A	532	A
1	A	533	A
1	A	535	A
1	A	536	C
1	A	547	A
1	A	558	G
1	A	559	A
1	A	560	U
1	A	562	C
1	A	563	A
1	A	564	C
1	A	566	G
1	A	568	G
1	A	572	A
1	A	573	A
1	A	576	G
1	A	577	G
1	A	579	G
1	A	581	G
1	A	584	G
1	A	588	G
1	A	607	A
1	A	624	C
1	A	651	C
1	A	653	A
1	A	665	A
1	A	671	G
1	A	686	U
1	A	687	A
1	A	688	G
1	A	701	C
1	A	702	A
1	A	703	G
1	A	718	G
1	A	719	C
1	A	721	G
1	A	722	A
1	A	723	U
1	A	724	G
1	A	731	G
1	A	740	U

*Continued on next page...*

*Continued from previous page...*

Mol	Chain	Res	Type
1	A	749	C
1	A	755	G
1	A	771	G
1	A	777	A
1	A	780	A
1	A	781	A
1	A	782	A
1	A	785	G
1	A	791	G
1	A	792	A
1	A	793	U
1	A	794	A
1	A	813	U
1	A	817	C
1	A	818	G
1	A	821	G
1	A	826	C
1	A	828	A
1	A	839	U
1	A	840	C
1	A	841	U
1	A	848	C
1	A	851	G
1	A	858	G
1	A	872	A
1	A	873	A
1	A	885	G
1	A	889	A
1	A	902	G
1	A	913	A
1	A	914	G
1	A	916	G
1	A	922	G
1	A	926	G
1	A	927	G
1	A	934	C
1	A	935	A
1	A	936	C
1	A	940	C
1	A	941	G
1	A	942	G
1	A	949	A

*Continued on next page...*

*Continued from previous page...*

Mol	Chain	Res	Type
1	A	950	U
1	A	960	U
1	A	961	U
1	A	963	G
1	A	964	A
1	A	966	M2G
1	A	967	5MC
1	A	968	A
1	A	969	A
1	A	971	G
1	A	974	A
1	A	975	A
1	A	976	G
1	A	977	A
1	A	981	U
1	A	982	U
1	A	991	U
1	A	992	U
1	A	993	G
1	A	994	A
1	A	1003(A)	G
1	A	1004	A
1	A	1005	A
1	A	1006	C
1	A	1012	U
1	A	1015	A
1	A	1020	U
1	A	1023	G
1	A	1024	G
1	A	1034	G
1	A	1045	C
1	A	1050	G
1	A	1053	G
1	A	1054	C
1	A	1065	U
1	A	1066	C
1	A	1068	G
1	A	1078	U
1	A	1094	G
1	A	1095	U
1	A	1101	A
1	A	1104	G

*Continued on next page...*

*Continued from previous page...*

Mol	Chain	Res	Type
1	A	1124	G
1	A	1125	U
1	A	1126	U
1	A	1127	G
1	A	1129	C
1	A	1130	A
1	A	1132	C
1	A	1137	C
1	A	1138	G
1	A	1139	G
1	A	1140	C
1	A	1143	G
1	A	1145	C
1	A	1146	A
1	A	1152	A
1	A	1159	U
1	A	1160	G
1	A	1169	A
1	A	1171	G
1	A	1174	G
1	A	1176	A
1	A	1182	G
1	A	1183	A
1	A	1190	G
1	A	1191	A
1	A	1193	G
1	A	1196	U
1	A	1197	G
1	A	1198	G
1	A	1200	C
1	A	1201	A
1	A	1202	G
1	A	1207	2MG
1	A	1209	C
1	A	1212	U
1	A	1213	A
1	A	1214	C
1	A	1215	G
1	A	1224	G
1	A	1225	A
1	A	1226	C
1	A	1227	A

*Continued on next page...*

*Continued from previous page...*

Mol	Chain	Res	Type
1	A	1228	C
1	A	1233	G
1	A	1238	A
1	A	1241	G
1	A	1256	A
1	A	1257	U
1	A	1258	G
1	A	1260	C
1	A	1263	C
1	A	1268	A
1	A	1278	U
1	A	1280	A
1	A	1281	U
1	A	1282	C
1	A	1286	A
1	A	1287	A
1	A	1288	A
1	A	1297	C
1	A	1299	A
1	A	1300	G
1	A	1301	U
1	A	1302	U
1	A	1303	C
1	A	1304	G
1	A	1305	G
1	A	1306	A
1	A	1310	G
1	A	1318	A
1	A	1319	A
1	A	1320	C
1	A	1323	G
1	A	1335	C
1	A	1336	C
1	A	1338	G
1	A	1339	A
1	A	1340	A
1	A	1347	G
1	A	1348	U
1	A	1353	G
1	A	1362	C
1	A	1364	U
1	A	1365	G

*Continued on next page...*

*Continued from previous page...*

Mol	Chain	Res	Type
1	A	1370	G
1	A	1381	U
1	A	1398	A
1	A	1399	C
1	A	1400	5MC
1	A	1406	U
1	A	1407	5MC
1	A	1412	C
1	A	1442	G
1	A	1446	A
1	A	1447	G
1	A	1451	A
1	A	1454	G
1	A	1485	U
1	A	1487	G
1	A	1490	C
1	A	1493	A
1	A	1497	G
1	A	1498	UR3
1	A	1499	A
1	A	1503	A
1	A	1504	G
1	A	1505	G
1	A	1506	U
1	A	1507	A
1	A	1529	G
1	A	1530	G
1	A	1531	A
1	A	1541	PSU
1	A	1542	U
1	A	1543	C

All (45) RNA pucker outliers are listed below:

Mol	Chain	Res	Type
1	A	5	U
1	A	21	G
1	A	80	G
1	A	115	G
1	A	129(A)	G
1	A	181	G
1	A	250	A

*Continued on next page...*

*Continued from previous page...*

Mol	Chain	Res	Type
1	A	281	G
1	A	328	C
1	A	372	C
1	A	428	G
1	A	429	U
1	A	484	G
1	A	509	A
1	A	518	C
1	A	532	A
1	A	559	A
1	A	686	U
1	A	687	A
1	A	701	C
1	A	748	C
1	A	792	A
1	A	812	C
1	A	913	A
1	A	960	U
1	A	965	A
1	A	975	A
1	A	992	U
1	A	1004	A
1	A	1049	U
1	A	1065	U
1	A	1139	G
1	A	1145	C
1	A	1182	G
1	A	1190	G
1	A	1201	A
1	A	1256	A
1	A	1257	U
1	A	1285	A
1	A	1300	G
1	A	1301	U
1	A	1305	G
1	A	1347	G
1	A	1380	U
1	A	1505	G

## 5.4 Non-standard residues in protein, DNA, RNA chains ⓘ

17 non-standard protein/DNA/RNA residues are modelled in this entry.

In the following table, the Counts columns list the number of bonds (or angles) for which Mogul statistics could be retrieved, the number of bonds (or angles) that are observed in the model and the number of bonds (or angles) that are defined in the chemical component dictionary. The Link column lists molecule types, if any, to which the group is linked. The Z score for a bond length (or angle) is the number of standard deviations the observed value is removed from the expected value. A bond length (or angle) with  $|Z| > 2$  is considered an outlier worth inspection. RMSZ is the root-mean-square of all Z scores of the bond lengths (or angles).

Mol	Type	Chain	Res	Link	Bond lengths			Bond angles		
					Counts	RMSZ	# $ Z  > 2$	Counts	RMSZ	# $ Z  > 2$
1	2MG	A	1207	1	24,26,27	1.98	7 (29%)	32,38,41	7.87	2 (6%)
1	5MC	A	1400	1	20,22,23	2.19	4 (20%)	26,32,35	1.57	3 (11%)
1	4OC	A	1402	1	21,23,24	2.02	2 (9%)	26,32,35	1.00	2 (7%)
1	5MC	A	1404	1	20,22,23	1.83	3 (15%)	26,32,35	1.99	3 (11%)
1	5MC	A	1407	1	20,22,23	2.22	6 (30%)	26,32,35	1.77	4 (15%)
1	UR3	A	1498	1	20,22,23	1.17	2 (10%)	23,32,35	1.44	4 (17%)
1	MA6	A	1518[A]	1	26,26,27	1.01	2 (7%)	37,38,41	1.10	2 (5%)
1	MA6	A	1518[B]	1	26,26,27	1.21	2 (7%)	37,38,41	1.09	4 (10%)
1	MA6	A	1519[A]	1	26,26,27	0.97	2 (7%)	37,38,41	1.17	4 (10%)
1	MA6	A	1519[B]	1	26,26,27	1.50	6 (23%)	37,38,41	1.00	4 (10%)
1	PSU	A	1540	1	19,21,22	1.26	2 (10%)	23,30,33	1.09	1 (4%)
1	PSU	A	1541	1	19,21,22	1.07	1 (5%)	23,30,33	1.10	2 (8%)
1	PSU	A	516	1,22	19,21,22	1.44	2 (10%)	23,30,33	0.82	1 (4%)
1	7MG	A	527	1,22	24,26,27	4.35	8 (33%)	34,39,42	1.67	6 (17%)
1	M2G	A	966	1	25,27,28	1.75	6 (24%)	34,40,43	9.19	7 (20%)
1	5MC	A	967	1	20,22,23	2.06	6 (30%)	26,32,35	1.44	2 (7%)
12	0TD	L	92	12	9,9,10	6.42	2 (22%)	9,11,13	2.72	4 (44%)

In the following table, the Chirals column lists the number of chiral outliers, the number of chiral centers analysed, the number of these observed in the model and the number defined in the chemical component dictionary. Similar counts are reported in the Torsion and Rings columns. '-' means no outliers of that kind were identified.

Mol	Type	Chain	Res	Link	Chirals	Torsions	Rings
1	2MG	A	1207	1	-	0/10/27/28	0/1/3/3
1	5MC	A	1400	1	-	1/6/25/26	0/2/2/2
1	4OC	A	1402	1	-	0/10/29/30	0/2/2/2
1	5MC	A	1404	1	-	0/6/25/26	0/2/2/2
1	5MC	A	1407	1	-	0/6/25/26	0/2/2/2
1	UR3	A	1498	1	-	0/6/25/26	0/2/2/2
1	MA6	A	1518[A]	1	-	0/13/29/30	0/1/3/3

*Continued on next page...*

*Continued from previous page...*

Mol	Type	Chain	Res	Link	Chirals	Torsions	Rings
1	MA6	A	1518[B]	1	-	0/13/29/30	0/1/3/3
1	MA6	A	1519[A]	1	-	0/13/29/30	0/1/3/3
1	MA6	A	1519[B]	1	-	1/13/29/30	0/1/3/3
1	PSU	A	1540	1	-	0/8/25/26	0/2/2/2
1	PSU	A	1541	1	-	0/8/25/26	0/2/2/2
1	PSU	A	516	1,22	-	0/8/25/26	0/2/2/2
1	7MG	A	527	1,22	-	0/8/37/38	0/1/3/3
1	M2G	A	966	1	-	0/12/29/30	0/1/3/3
1	5MC	A	967	1	-	1/6/25/26	0/2/2/2
12	0TD	L	92	12	-	0/10/12/14	0/0/0/0

All (63) bond length outliers are listed below:

Mol	Chain	Res	Type	Atoms	Z	Observed(Å)	Ideal(Å)
12	L	92	0TD	O-C	18.79	1.24	1.11
1	A	527	7MG	C8-N9	-17.10	1.32	1.46
1	A	1402	4OC	C2-N1	8.37	1.47	1.38
1	A	1400	5MC	C2-N1	8.31	1.47	1.38
1	A	1407	5MC	C2-N1	7.45	1.46	1.38
1	A	527	7MG	C2-N2	6.70	1.42	1.32
1	A	1404	5MC	C2-N1	5.90	1.44	1.38
1	A	967	5MC	C2-N1	5.58	1.44	1.38
1	A	1207	2MG	C8-N9	5.45	1.44	1.36
1	A	527	7MG	C4-N3	5.19	1.41	1.34
1	A	1207	2MG	C6-N1	4.87	1.45	1.37
1	A	527	7MG	C8-N7	-4.84	1.31	1.45
1	A	966	M2G	C2-N2	4.80	1.40	1.34
1	A	516	PSU	C6-N1	4.54	1.36	1.32
1	A	1404	5MC	C5-C4	4.37	1.48	1.41
1	A	967	5MC	P-OP1	4.34	1.51	1.46
1	A	527	7MG	P-OP1	4.30	1.51	1.46
1	A	1518[B]	MA6	C8-N9	3.98	1.42	1.36
1	A	1540	PSU	C6-N1	3.94	1.36	1.32
1	A	1519[B]	MA6	C4-N9	3.86	1.43	1.37
1	A	527	7MG	CM7-N7	-3.77	1.40	1.46
1	A	966	M2G	C8-N9	3.60	1.42	1.36
1	A	966	M2G	P-OP1	3.54	1.50	1.46
1	A	1407	5MC	C5-C4	3.53	1.46	1.41
1	A	1541	PSU	C6-N1	3.52	1.35	1.32
12	L	92	0TD	CA-C	3.46	1.54	1.48
1	A	1519[B]	MA6	C8-N9	3.38	1.41	1.36
1	A	516	PSU	P-OP1	3.12	1.50	1.46

*Continued on next page...*

*Continued from previous page...*

Mol	Chain	Res	Type	Atoms	Z	Observed(Å)	Ideal(Å)
1	A	527	7MG	O6-C6	-3.12	1.18	1.24
1	A	1519[B]	MA6	C4-N3	3.03	1.40	1.35
1	A	527	7MG	C2-N1	-3.03	1.31	1.36
1	A	967	5MC	C4-N3	2.90	1.37	1.32
1	A	1518[B]	MA6	C4-N9	2.86	1.41	1.37
1	A	1540	PSU	P-OP1	2.82	1.49	1.46
1	A	1207	2MG	C4-N3	2.79	1.40	1.35
1	A	1207	2MG	P-OP1	2.79	1.49	1.46
1	A	967	5MC	C2-N3	2.79	1.43	1.35
1	A	966	M2G	C4-N3	2.73	1.40	1.35
1	A	1407	5MC	C6-C5	-2.73	1.32	1.40
1	A	1207	2MG	C2-N1	2.72	1.43	1.36
1	A	1518[A]	MA6	C6-C5	-2.71	1.38	1.44
1	A	1519[A]	MA6	C6-C5	-2.56	1.39	1.44
1	A	966	M2G	C4-N9	2.55	1.41	1.37
1	A	1519[B]	MA6	C2-N1	2.54	1.38	1.33
1	A	1207	2MG	C2-N2	2.47	1.39	1.32
1	A	1518[A]	MA6	C8-N9	2.46	1.40	1.36
1	A	967	5MC	C6-N1	2.41	1.40	1.34
1	A	967	5MC	C4-N4	2.40	1.40	1.34
1	A	1407	5MC	C4-N3	2.38	1.36	1.32
1	A	1498	UR3	C2-N3	2.36	1.41	1.38
1	A	1207	2MG	C6-C5	2.29	1.45	1.41
1	A	1519[A]	MA6	C4-N3	-2.29	1.32	1.35
1	A	1498	UR3	O3'-C3'	2.24	1.48	1.43
1	A	1400	5MC	C4-N3	2.23	1.36	1.32
1	A	1400	5MC	C6-N1	2.20	1.39	1.34
1	A	1407	5MC	C2-N3	2.19	1.41	1.35
1	A	1400	5MC	C2-N3	2.19	1.41	1.35
1	A	1519[B]	MA6	C2-N3	2.18	1.36	1.32
1	A	1407	5MC	P-OP1	2.13	1.49	1.46
1	A	1404	5MC	C6-C5	-2.12	1.34	1.40
1	A	1402	4OC	C5-C4	2.05	1.44	1.39
1	A	966	M2G	C6-N1	2.03	1.40	1.37
1	A	1519[B]	MA6	C6-N1	2.01	1.38	1.32

All (55) bond angle outliers are listed below:

Mol	Chain	Res	Type	Atoms	Z	Observed(°)	Ideal(°)
1	A	966	M2G	C6-C5-N7	-52.86	127.02	134.14
1	A	1207	2MG	C6-C5-N7	-44.25	128.18	134.14
1	A	1404	5MC	C6-N1-C2	7.65	122.39	118.62

*Continued on next page...*

*Continued from previous page...*

Mol	Chain	Res	Type	Atoms	Z	Observed(°)	Ideal(°)
1	A	1407	5MC	C6-N1-C2	6.57	121.86	118.62
12	L	92	0TD	CSB-SB-CB	-5.68	91.63	101.48
1	A	1400	5MC	C2-N3-C4	5.57	120.46	115.41
1	A	527	7MG	N3-C4-N9	4.99	134.96	127.06
1	A	967	5MC	C2-N3-C4	4.84	119.79	115.41
1	A	966	M2G	C6-N1-C2	4.78	123.66	120.28
1	A	527	7MG	C5-C4-N3	-4.67	118.21	126.61
1	A	1404	5MC	N4-C4-N3	-4.66	110.70	118.73
1	A	966	M2G	N1-C2-N2	-4.35	112.97	118.37
1	A	527	7MG	N7-C8-N9	3.81	108.11	103.08
12	L	92	0TD	C-CA-N	-3.71	105.91	111.94
1	A	1407	5MC	N4-C4-N3	-3.21	113.21	118.73
1	A	1518[A]	MA6	C2-N1-C6	3.09	118.22	111.53
1	A	1519[A]	MA6	C8-N9-C4	-3.07	104.55	106.90
1	A	1402	4OC	C2-N3-C4	3.02	118.94	115.27
12	L	92	0TD	CB-CA-N	-3.00	103.67	109.55
1	A	1519[A]	MA6	N3-C2-N1	2.95	131.17	128.71
1	A	1407	5MC	C2-N3-C4	2.93	118.06	115.41
1	A	1498	UR3	C5-C4-N3	-2.87	111.48	117.61
1	A	1400	5MC	CM5-C5-C6	2.76	124.47	118.59
1	A	527	7MG	C5-C6-N1	2.75	123.04	115.25
1	A	1498	UR3	C3U-N3-C2	-2.66	113.79	119.51
1	A	1519[B]	MA6	N3-C4-N9	2.66	130.23	125.43
1	A	1404	5MC	C5-C4-N3	2.65	125.62	121.21
1	A	1402	4OC	CM4-N4-C4	-2.59	120.49	122.80
1	A	967	5MC	CM5-C5-C6	2.57	124.05	118.59
1	A	1541	PSU	O4'-C1'-C2'	2.52	108.70	104.37
12	L	92	0TD	OD1-CG-CB	-2.52	115.82	121.95
1	A	1519[A]	MA6	C2-N1-C6	2.51	116.96	111.53
1	A	1400	5MC	CM5-C5-C4	-2.50	118.91	121.43
1	A	1541	PSU	C4-N3-C2	-2.47	120.35	125.36
1	A	1540	PSU	C5-C1'-C2'	-2.47	111.26	115.61
1	A	1407	5MC	C2-N1-C1'	2.42	122.32	119.03
1	A	1498	UR3	C3'-C2'-C1'	2.42	104.69	100.91
1	A	966	M2G	N3-C2-N2	2.38	121.66	118.36
1	A	1519[B]	MA6	C2-N1-C6	2.27	116.46	111.53
1	A	1519[B]	MA6	C8-N9-C4	-2.26	105.18	106.90
1	A	966	M2G	C8-N9-C4	-2.22	105.20	106.90
1	A	516	PSU	O4'-C1'-C2'	2.22	108.19	104.37
1	A	1518[A]	MA6	N3-C2-N1	2.19	130.53	128.71
1	A	1498	UR3	C6-C5-C4	2.18	124.50	117.41
1	A	1207	2MG	C4-C5-N7	2.18	111.39	109.52

*Continued on next page...*

*Continued from previous page...*

Mol	Chain	Res	Type	Atoms	Z	Observed(°)	Ideal(°)
1	A	527	7MG	C2-N3-C4	2.18	120.70	117.61
1	A	1518[B]	MA6	N3-C2-N1	2.17	130.52	128.71
1	A	966	M2G	C4-C5-N7	2.17	111.38	109.52
1	A	1518[B]	MA6	C3'-C2'-C1'	2.12	104.23	100.91
1	A	527	7MG	C6-C5-N7	2.11	136.34	131.87
1	A	966	M2G	N3-C4-N9	2.11	130.00	126.91
1	A	1519[B]	MA6	N3-C2-N1	2.10	130.46	128.71
1	A	1518[B]	MA6	C2-N1-C6	2.10	116.07	111.53
1	A	1518[B]	MA6	C8-N9-C4	-2.05	105.33	106.90
1	A	1519[A]	MA6	N1-C6-N6	-2.05	114.88	117.04

There are no chirality outliers.

All (3) torsion outliers are listed below:

Mol	Chain	Res	Type	Atoms
1	A	1400	5MC	OP2-P-O5'-C5'
1	A	1519[B]	MA6	OP1-P-O5'-C5'
1	A	967	5MC	OP2-P-O5'-C5'

There are no ring outliers.

## 5.5 Carbohydrates ⓘ

There are no carbohydrates in this entry.

## 5.6 Ligand geometry ⓘ

Of 289 ligands modelled in this entry, 289 are monoatomic - leaving 0 for Mogul analysis.

There are no bond length outliers.

There are no bond angle outliers.

There are no chirality outliers.

There are no torsion outliers.

There are no ring outliers.

## 5.7 Other polymers ⓘ

There are no such residues in this entry.

## 5.8 Polymer linkage issues

There are no chain breaks in this entry.

## 6 Fit of model and data ⓘ

### 6.1 Protein, DNA and RNA chains ⓘ

In the following table, the column labelled ‘#RSRZ> 2’ contains the number (and percentage) of RSRZ outliers, followed by percent RSRZ outliers for the chain as percentile scores relative to all X-ray entries and entries of similar resolution. The OWAB column contains the minimum, median, 95<sup>th</sup> percentile and maximum values of the occupancy-weighted average B-factor per residue. The column labelled ‘Q< 0.9’ lists the number of (and percentage) of residues with an average occupancy less than 0.9.

Mol	Chain	Analysed	<RSRZ>	#RSRZ>2	OWAB(Å <sup>2</sup> )	Q<0.9
1	A	1511/1522 (99%)	-0.33	24 (1%) 68 44	88, 150, 284, 387	0
2	B	234/256 (91%)	-0.23	0 100 100	110, 168, 268, 286	0
3	C	206/239 (86%)	0.13	5 (2%) 56 34	162, 213, 261, 290	0
4	D	208/209 (99%)	-0.12	1 (0%) 88 72	108, 155, 199, 234	0
5	E	150/162 (92%)	-0.30	0 100 100	86, 126, 170, 198	0
6	F	101/101 (100%)	-0.32	0 100 100	121, 179, 212, 250	0
7	G	155/156 (99%)	-0.09	5 (3%) 45 27	143, 190, 248, 259	0
8	H	138/138 (100%)	-0.32	0 100 100	82, 115, 151, 197	0
9	I	127/128 (99%)	0.09	2 (1%) 68 44	157, 217, 260, 283	0
10	J	98/105 (93%)	0.46	6 (6%) 21 13	188, 246, 325, 368	0
11	K	116/129 (89%)	-0.20	0 100 100	116, 151, 201, 215	0
12	L	123/135 (91%)	-0.13	0 100 100	95, 157, 200, 225	0
13	M	118/126 (93%)	0.06	4 (3%) 43 26	151, 183, 216, 272	0
14	N	60/61 (98%)	0.30	2 (3%) 44 27	166, 205, 258, 282	0
15	O	87/89 (97%)	-0.16	1 (1%) 77 53	94, 140, 184, 196	0
16	P	83/88 (94%)	-0.19	0 100 100	103, 146, 190, 220	0
17	Q	99/105 (94%)	-0.21	0 100 100	84, 126, 176, 199	0
18	R	70/88 (79%)	-0.24	0 100 100	106, 150, 201, 227	0
19	S	80/93 (86%)	0.26	3 (3%) 38 24	185, 234, 275, 291	0
20	T	99/106 (93%)	-0.28	0 100 100	115, 152, 198, 234	0
21	U	24/27 (88%)	0.91	4 (16%) 2 3	165, 177, 208, 219	0
All	All	3887/4063 (95%)	-0.18	57 (1%) 72 45	82, 163, 260, 387	0

All (57) RSRZ outliers are listed below:

Mol	Chain	Res	Type	RSRZ
1	A	1498	UR3	7.8
1	A	1129	C	6.1
1	A	1018	C	5.5
1	A	1518[A]	MA6	5.0
1	A	1037	C	4.8
21	U	18	TYR	4.2
1	A	1519[A]	MA6	4.2
1	A	1005	A	4.0
1	A	993	G	3.9
4	D	35	ARG	3.9
1	A	1036	G	3.7
1	A	1019	C	3.6
10	J	39	PRO	3.4
1	A	1540	PSU	3.3
1	A	1006	C	3.1
9	I	128	ARG	3.0
1	A	1047	G	3.0
1	A	1048	G	2.9
7	G	80	VAL	2.9
14	N	3	ARG	2.9
1	A	202	U	2.8
13	M	119	GLY	2.8
1	A	1017	G	2.8
3	C	161	GLU	2.7
21	U	25	LYS	2.7
10	J	33	GLN	2.7
10	J	38	ILE	2.7
1	A	1257	U	2.7
3	C	68	VAL	2.6
9	I	4	TYR	2.5
1	A	1001	A	2.5
13	M	117	VAL	2.4
1	A	1025	U	2.4
3	C	162	GLN	2.4
21	U	24	ARG	2.4
7	G	156	TRP	2.4
10	J	74	ILE	2.3
1	A	1222	G	2.3
10	J	34	VAL	2.3
15	O	88	ARG	2.3
1	A	1050	G	2.3
21	U	17	THR	2.3
19	S	49	ILE	2.3

*Continued on next page...*

*Continued from previous page...*

Mol	Chain	Res	Type	RSRZ
10	J	73	ASP	2.2
13	M	118	ALA	2.2
19	S	31	ILE	2.2
7	G	2	ALA	2.1
7	G	155	ARG	2.1
14	N	4	LYS	2.1
1	A	81	U	2.1
7	G	78	ARG	2.1
1	A	1032	G	2.1
19	S	81	ARG	2.1
3	C	193	TYR	2.1
13	M	65	LYS	2.0
1	A	1443	G	2.0
3	C	76	VAL	2.0

## 6.2 Non-standard residues in protein, DNA, RNA chains ⓘ

In the following table, the Atoms column lists the number of modelled atoms in the group and the number defined in the chemical component dictionary. LLDF column lists the quality of electron density of the group with respect to its neighbouring residues in protein, DNA or RNA chains. The B-factors column lists the minimum, median, 95<sup>th</sup> percentile and maximum values of B factors of atoms in the group. The column labelled 'Q< 0.9' lists the number of atoms with occupancy less than 0.9.

Mol	Type	Chain	Res	Atoms	RSR	LLDF	B-factors(Å <sup>2</sup> )	Q<0.9
1	PSU	A	1541	20/21	0.24	-	220,227,234,235	0
1	MA6	A	1518[A]	24/25	0.34	-	121,138,144,149	24
1	M2G	A	966	25/26	0.19	-	167,195,202,204	0
1	5MC	A	1404	21/22	0.16	-	127,137,174,177	0
1	UR3	A	1498	21/22	0.25	-	132,143,155,163	0
1	MA6	A	1518[B]	24/25	0.34	-	123,140,152,155	24
1	7MG	A	527	24/25	0.16	-	125,139,158,159	0
1	5MC	A	1407	21/22	0.19	-	155,176,182,195	0
1	2MG	A	1207	24/25	0.13	-	201,225,261,267	0
1	PSU	A	516	20/21	0.13	-	130,162,189,195	0
12	0TD	L	92	10/11	0.51	-	144,153,175,322	0
1	5MC	A	967	21/22	0.15	-	158,165,199,200	0
1	MA6	A	1519[B]	24/25	0.32	-	115,125,129,130	24
1	4OC	A	1402	22/23	0.20	-	130,141,155,213	0
1	PSU	A	1540	20/21	0.42	-	212,224,250,256	0
1	MA6	A	1519[A]	24/25	0.32	-	114,123,128,180	24
1	5MC	A	1400	21/22	0.18	-	117,141,147,151	0

## 6.3 Carbohydrates ⓘ

There are no carbohydrates in this entry.

## 6.4 Ligands ⓘ

In the following table, the Atoms column lists the number of modelled atoms in the group and the number defined in the chemical component dictionary. LLDF column lists the quality of electron density of the group with respect to its neighbouring residues in protein, DNA or RNA chains. The B-factors column lists the minimum, median, 95<sup>th</sup> percentile and maximum values of B factors of atoms in the group. The column labelled 'Q< 0.9' lists the number of atoms with occupancy less than 0.9.

Mol	Type	Chain	Res	Atoms	RSR	LLDF	B-factors(Å <sup>2</sup> )	Q<0.9
22	MG	A	1818	1/1	0.75	-	126,126,126,126	0
22	MG	A	1749	1/1	0.11	-	114,114,114,114	0
22	MG	A	1793	1/1	0.22	-	134,134,134,134	0
22	MG	A	1619	1/1	0.57	-	178,178,178,178	0
22	MG	A	1658	1/1	0.16	-	111,111,111,111	0
22	MG	A	1617	1/1	0.21	-	113,113,113,113	0
22	MG	A	1779	1/1	0.23	-	374,374,374,374	0
22	MG	A	1669	1/1	0.30	-	144,144,144,144	0
22	MG	A	1630	1/1	0.10	-	139,139,139,139	0
22	MG	A	1614	1/1	0.07	-	144,144,144,144	0
22	MG	A	1789	1/1	0.15	-	215,215,215,215	0
22	MG	A	1627	1/1	0.10	-	110,110,110,110	0
22	MG	A	1728	1/1	0.34	-	128,128,128,128	0
22	MG	A	1666	1/1	0.16	-	118,118,118,118	0
22	MG	A	1839	1/1	0.14	-	170,170,170,170	0
22	MG	A	1738	1/1	0.24	-	115,115,115,115	0
22	MG	A	1736	1/1	0.25	-	156,156,156,156	0
22	MG	A	1760	1/1	0.11	-	147,147,147,147	0
22	MG	A	1813	1/1	0.38	-	105,105,105,105	0
22	MG	A	1678	1/1	0.11	-	182,182,182,182	0
22	MG	A	1620	1/1	0.12	-	116,116,116,116	0
22	MG	A	1708	1/1	0.40	-	127,127,127,127	0
22	MG	P	101	1/1	0.39	-	90,90,90,90	0
22	MG	Q	202	1/1	0.46	-	146,146,146,146	0
22	MG	A	1797	1/1	0.14	-	176,176,176,176	0
22	MG	A	1664	1/1	0.09	-	129,129,129,129	0
22	MG	A	1613	1/1	0.12	-	160,160,160,160	0
22	MG	A	1655	1/1	0.21	-	113,113,113,113	0
22	MG	A	1712	1/1	0.44	-	151,151,151,151	0
22	MG	A	1695	1/1	0.22	-	134,134,134,134	0

*Continued on next page...*

*Continued from previous page...*

Mol	Type	Chain	Res	Atoms	RSR	LLDF	B-factors( $\text{\AA}^2$ )	Q<0.9
22	MG	A	1610	1/1	0.21	-	119,119,119,119	0
22	MG	A	1626	1/1	0.20	-	112,112,112,112	0
22	MG	A	1805	1/1	0.13	-	162,162,162,162	0
22	MG	A	1790	1/1	0.13	-	356,356,356,356	0
22	MG	A	1643	1/1	0.13	-	146,146,146,146	0
22	MG	A	1767	1/1	0.60	-	167,167,167,167	0
22	MG	A	1764	1/1	0.11	-	220,220,220,220	0
22	MG	A	1780	1/1	0.42	-	154,154,154,154	0
22	MG	A	1624	1/1	0.30	-	113,113,113,113	0
22	MG	A	1831	1/1	0.19	-	244,244,244,244	0
22	MG	A	1649	1/1	0.15	-	130,130,130,130	0
22	MG	A	1739	1/1	0.65	-	132,132,132,132	0
22	MG	A	1609	1/1	0.24	-	115,115,115,115	0
22	MG	A	1827	1/1	0.26	-	304,304,304,304	0
22	MG	A	1771	1/1	0.11	-	114,114,114,114	0
22	MG	B	301	1/1	0.39	-	138,138,138,138	0
22	MG	A	1852	1/1	0.20	-	102,102,102,102	0
22	MG	A	1675	1/1	0.39	-	123,123,123,123	0
22	MG	A	1602	1/1	0.43	-	145,145,145,145	0
22	MG	Q	201	1/1	0.16	-	136,136,136,136	0
22	MG	A	1606	1/1	0.09	-	113,113,113,113	0
22	MG	A	1755	1/1	0.22	-	118,118,118,118	0
22	MG	A	1776	1/1	0.42	-	135,135,135,135	0
22	MG	A	1864	1/1	0.21	-	129,129,129,129	0
22	MG	A	1638	1/1	0.33	-	95,95,95,95	0
22	MG	A	1781	1/1	0.10	-	174,174,174,174	0
22	MG	A	1784	1/1	0.06	-	153,153,153,153	0
22	MG	A	1840	1/1	0.57	-	136,136,136,136	0
22	MG	A	1788	1/1	0.21	-	420,420,420,420	0
22	MG	A	1743	1/1	0.49	-	112,112,112,112	0
22	MG	A	1622	1/1	0.85	-	67,67,67,67	0
22	MG	A	1823	1/1	0.06	-	276,276,276,276	0
22	MG	A	1635	1/1	0.12	-	101,101,101,101	0
22	MG	A	1757	1/1	0.20	-	105,105,105,105	0
22	MG	A	1711	1/1	0.41	-	139,139,139,139	0
22	MG	A	1853	1/1	0.40	-	161,161,161,161	0
22	MG	A	1783	1/1	1.22	-	179,179,179,179	0
22	MG	A	1618	1/1	0.24	-	147,147,147,147	0
22	MG	A	1657	1/1	0.13	-	136,136,136,136	0
22	MG	A	1867	1/1	0.23	-	139,139,139,139	0
22	MG	A	1849	1/1	0.13	-	133,133,133,133	0
22	MG	A	1698	1/1	0.09	-	218,218,218,218	0

*Continued on next page...*

*Continued from previous page...*

Mol	Type	Chain	Res	Atoms	RSR	LLDF	B-factors(Å <sup>2</sup> )	Q<0.9
22	MG	A	1684	1/1	0.11	-	158,158,158,158	0
22	MG	A	1772	1/1	0.22	-	115,115,115,115	0
22	MG	A	1854	1/1	0.32	-	112,112,112,112	0
22	MG	A	1826	1/1	0.34	-	225,225,225,225	0
22	MG	A	1814	1/1	0.31	-	113,113,113,113	0
22	MG	A	1830	1/1	0.36	-	512,512,512,512	0
22	MG	A	1838	1/1	0.12	-	187,187,187,187	0
22	MG	A	1803	1/1	0.35	-	386,386,386,386	0
22	MG	A	1786	1/1	0.26	-	179,179,179,179	0
22	MG	A	1836	1/1	0.43	-	98,98,98,98	0
22	MG	A	1686	1/1	0.14	-	166,166,166,166	0
22	MG	A	1828	1/1	0.10	-	351,351,351,351	0
22	MG	A	1753	1/1	0.17	-	128,128,128,128	0
22	MG	A	1718	1/1	0.11	-	103,103,103,103	0
22	MG	A	1681	1/1	0.12	-	152,152,152,152	0
22	MG	A	1611	1/1	0.17	-	171,171,171,171	0
22	MG	A	1665	1/1	0.09	-	271,271,271,271	0
22	MG	A	1729	1/1	0.28	-	105,105,105,105	0
22	MG	A	1855	1/1	0.24	-	114,114,114,114	0
22	MG	A	1804	1/1	0.63	-	366,366,366,366	0
22	MG	A	1726	1/1	0.15	-	130,130,130,130	0
22	MG	A	1768	1/1	0.36	-	112,112,112,112	0
22	MG	A	1832	1/1	0.12	-	390,390,390,390	0
22	MG	D	303	1/1	0.09	-	119,119,119,119	0
22	MG	A	1778	1/1	0.82	-	132,132,132,132	0
22	MG	A	1791	1/1	0.27	-	244,244,244,244	0
22	MG	A	1631	1/1	0.15	-	93,93,93,93	0
22	MG	M	201	1/1	0.19	-	375,375,375,375	0
22	MG	A	1802	1/1	0.06	-	250,250,250,250	0
22	MG	A	1744	1/1	0.14	-	150,150,150,150	0
22	MG	A	1702	1/1	0.52	-	124,124,124,124	0
22	MG	A	1625	1/1	0.29	-	124,124,124,124	0
22	MG	A	1662	1/1	0.18	-	128,128,128,128	0
22	MG	J	202	1/1	0.30	-	344,344,344,344	0
22	MG	A	1759	1/1	0.09	-	155,155,155,155	0
22	MG	A	1829	1/1	0.26	-	202,202,202,202	0
22	MG	P	102	1/1	0.24	-	141,141,141,141	0
22	MG	A	1661	1/1	0.19	-	141,141,141,141	0
22	MG	A	1693	1/1	0.38	-	150,150,150,150	0
22	MG	A	1800	1/1	0.13	-	62,62,62,62	0
22	MG	A	1690	1/1	0.13	-	387,387,387,387	0
22	MG	A	1796	1/1	0.30	-	168,168,168,168	0

*Continued on next page...*

*Continued from previous page...*

Mol	Type	Chain	Res	Atoms	RSR	LLDF	B-factors( $\text{\AA}^2$ )	Q<0.9
22	MG	A	1700	1/1	0.22	-	110,110,110,110	0
22	MG	A	1724	1/1	0.40	-	133,133,133,133	0
22	MG	A	1717	1/1	0.26	-	120,120,120,120	0
22	MG	A	1841	1/1	0.18	-	149,149,149,149	0
22	MG	A	1653	1/1	0.25	-	127,127,127,127	0
22	MG	A	1740	1/1	0.17	-	129,129,129,129	0
22	MG	A	1825	1/1	0.14	-	470,470,470,470	0
22	MG	A	1696	1/1	0.35	-	399,399,399,399	0
22	MG	A	1812	1/1	0.08	-	429,429,429,429	0
22	MG	A	1676	1/1	0.44	-	151,151,151,151	0
22	MG	A	1846	1/1	0.08	-	150,150,150,150	0
22	MG	A	1748	1/1	0.33	-	136,136,136,136	0
22	MG	A	1710	1/1	0.63	-	111,111,111,111	0
22	MG	A	1616	1/1	0.20	-	195,195,195,195	0
22	MG	A	1862	1/1	0.36	-	155,155,155,155	0
22	MG	A	1754	1/1	0.35	-	134,134,134,134	0
22	MG	A	1604	1/1	0.25	-	151,151,151,151	0
22	MG	A	1824	1/1	0.72	-	407,407,407,407	0
22	MG	A	1765	1/1	0.27	-	127,127,127,127	0
22	MG	A	1782	1/1	0.21	-	244,244,244,244	0
22	MG	A	1608	1/1	0.33	-	99,99,99,99	0
22	MG	A	1847	1/1	0.16	-	155,155,155,155	0
22	MG	A	1842	1/1	0.19	-	161,161,161,161	0
22	MG	A	1720	1/1	0.09	-	114,114,114,114	0
22	MG	A	1811	1/1	0.23	-	255,255,255,255	0
22	MG	A	1674	1/1	0.25	-	171,171,171,171	0
22	MG	A	1632	1/1	0.38	-	90,90,90,90	0
22	MG	A	1773	1/1	0.33	-	142,142,142,142	0
22	MG	A	1808	1/1	0.40	-	265,265,265,265	0
22	MG	A	1758	1/1	0.24	-	150,150,150,150	0
22	MG	E	201	1/1	0.44	-	163,163,163,163	0
22	MG	A	1672	1/1	0.08	-	166,166,166,166	0
22	MG	A	1819	1/1	0.16	-	294,294,294,294	0
22	MG	A	1809	1/1	0.21	-	466,466,466,466	0
22	MG	A	1714	1/1	0.43	-	124,124,124,124	0
22	MG	A	1694	1/1	0.28	-	194,194,194,194	0
22	MG	A	1851	1/1	0.33	-	136,136,136,136	0
22	MG	A	1735	1/1	0.23	-	122,122,122,122	0
22	MG	A	1785	1/1	0.10	-	364,364,364,364	0
22	MG	A	1775	1/1	0.13	-	110,110,110,110	0
22	MG	A	1751	1/1	0.51	-	139,139,139,139	0
22	MG	A	1719	1/1	0.16	-	108,108,108,108	0

*Continued on next page...*

*Continued from previous page...*

Mol	Type	Chain	Res	Atoms	RSR	LLDF	B-factors( $\text{\AA}^2$ )	Q<0.9
22	MG	A	1750	1/1	0.10	-	102,102,102,102	0
22	MG	A	1704	1/1	0.17	-	95,95,95,95	0
22	MG	A	1848	1/1	0.34	-	144,144,144,144	0
22	MG	C	302	1/1	0.13	-	181,181,181,181	0
22	MG	A	1668	1/1	0.22	-	271,271,271,271	0
22	MG	A	1799	1/1	0.22	-	466,466,466,466	0
22	MG	A	1745	1/1	0.50	-	155,155,155,155	0
22	MG	A	1670	1/1	0.47	-	109,109,109,109	0
22	MG	A	1732	1/1	0.17	-	81,81,81,81	0
22	MG	A	1859	1/1	0.41	-	143,143,143,143	0
22	MG	F	201	1/1	0.39	-	144,144,144,144	0
22	MG	A	1835	1/1	0.14	-	349,349,349,349	0
22	MG	A	1703	1/1	0.17	-	142,142,142,142	0
22	MG	A	1863	1/1	0.86	-	121,121,121,121	0
22	MG	A	1792	1/1	0.25	-	145,145,145,145	0
22	MG	A	1747	1/1	0.19	-	118,118,118,118	0
22	MG	A	1730	1/1	0.13	-	129,129,129,129	0
22	MG	A	1699	1/1	0.35	-	171,171,171,171	0
22	MG	A	1815	1/1	0.33	-	286,286,286,286	0
22	MG	A	1845	1/1	0.73	-	157,157,157,157	0
22	MG	A	1659	1/1	0.22	-	148,148,148,148	0
22	MG	A	1856	1/1	0.17	-	136,136,136,136	0
22	MG	A	1705	1/1	0.10	-	156,156,156,156	0
22	MG	A	1689	1/1	0.46	-	124,124,124,124	0
22	MG	A	1833	1/1	0.21	-	230,230,230,230	0
22	MG	A	1647	1/1	0.24	-	138,138,138,138	0
22	MG	A	1762	1/1	0.17	-	184,184,184,184	0
22	MG	A	1801	1/1	0.31	-	135,135,135,135	0
22	MG	A	1794	1/1	0.26	-	211,211,211,211	0
22	MG	D	302	1/1	0.62	-	122,122,122,122	0
22	MG	A	1679	1/1	0.25	-	150,150,150,150	0
22	MG	A	1707	1/1	0.12	-	83,83,83,83	0
22	MG	A	1709	1/1	0.39	-	118,118,118,118	0
22	MG	A	1605	1/1	0.29	-	105,105,105,105	0
22	MG	A	1858	1/1	0.35	-	115,115,115,115	0
22	MG	A	1645	1/1	0.22	-	76,76,76,76	0
22	MG	A	1629	1/1	0.42	-	147,147,147,147	0
22	MG	A	1634	1/1	0.30	-	290,290,290,290	0
22	MG	A	1795	1/1	0.17	-	247,247,247,247	0
22	MG	A	1843	1/1	0.14	-	186,186,186,186	0
22	MG	A	1766	1/1	0.18	-	131,131,131,131	0
22	MG	A	1725	1/1	0.76	-	126,126,126,126	0

*Continued on next page...*

*Continued from previous page...*

Mol	Type	Chain	Res	Atoms	RSR	LLDF	B-factors( $\text{\AA}^2$ )	Q<0.9
22	MG	A	1721	1/1	0.20	-	127,127,127,127	0
22	MG	A	1650	1/1	0.20	-	112,112,112,112	0
22	MG	A	1860	1/1	0.09	-	167,167,167,167	0
22	MG	A	1685	1/1	0.65	-	109,109,109,109	0
22	MG	A	1633	1/1	0.23	-	113,113,113,113	0
22	MG	A	1677	1/1	0.11	-	130,130,130,130	0
22	MG	A	1820	1/1	0.22	-	459,459,459,459	0
22	MG	A	1660	1/1	0.09	-	116,116,116,116	0
22	MG	A	1701	1/1	0.13	-	146,146,146,146	0
22	MG	A	1770	1/1	0.20	-	99,99,99,99	0
22	MG	A	1652	1/1	0.26	-	150,150,150,150	0
22	MG	A	1816	1/1	0.31	-	422,422,422,422	0
23	ZN	N	101	1/1	0.17	-	233,233,233,233	0
22	MG	A	1715	1/1	0.32	-	88,88,88,88	0
22	MG	A	1752	1/1	0.15	-	108,108,108,108	0
22	MG	A	1787	1/1	0.24	-	175,175,175,175	0
22	MG	A	1680	1/1	0.10	-	128,128,128,128	0
22	MG	A	1798	1/1	0.23	-	212,212,212,212	0
22	MG	A	1654	1/1	0.09	-	121,121,121,121	0
22	MG	A	1723	1/1	0.09	-	151,151,151,151	0
22	MG	A	1637	1/1	0.27	-	127,127,127,127	0
22	MG	A	1639	1/1	0.12	-	163,163,163,163	0
22	MG	A	1612	1/1	0.04	-	174,174,174,174	0
22	MG	C	301	1/1	0.24	-	165,165,165,165	0
22	MG	A	1687	1/1	0.18	-	162,162,162,162	0
22	MG	A	1763	1/1	0.20	-	362,362,362,362	0
22	MG	A	1713	1/1	0.26	-	92,92,92,92	0
22	MG	A	1733	1/1	0.21	-	102,102,102,102	0
22	MG	A	1641	1/1	0.31	-	188,188,188,188	0
22	MG	J	201	1/1	0.66	-	127,127,127,127	0
22	MG	A	1688	1/1	0.17	-	121,121,121,121	0
22	MG	A	1656	1/1	0.37	-	110,110,110,110	0
22	MG	A	1615	1/1	0.19	-	87,87,87,87	0
22	MG	A	1806	1/1	0.24	-	242,242,242,242	0
22	MG	A	1857	1/1	0.12	-	141,141,141,141	0
22	MG	A	1746	1/1	0.36	-	181,181,181,181	0
22	MG	D	304	1/1	0.08	-	111,111,111,111	0
22	MG	A	1692	1/1	0.06	-	175,175,175,175	0
22	MG	A	1646	1/1	0.31	-	134,134,134,134	0
22	MG	A	1601	1/1	0.41	-	122,122,122,122	0
22	MG	A	1769	1/1	0.18	-	134,134,134,134	0
22	MG	A	1761	1/1	0.26	-	157,157,157,157	0

*Continued on next page...*

*Continued from previous page...*

Mol	Type	Chain	Res	Atoms	RSR	LLDF	B-factors( $\text{\AA}^2$ )	Q<0.9
22	MG	A	1734	1/1	0.28	-	94,94,94,94	0
22	MG	A	1673	1/1	0.08	-	211,211,211,211	0
22	MG	A	1774	1/1	0.11	-	142,142,142,142	0
22	MG	A	1722	1/1	0.27	-	115,115,115,115	0
22	MG	A	1737	1/1	0.52	-	133,133,133,133	0
22	MG	A	1640	1/1	0.31	-	145,145,145,145	0
22	MG	A	1667	1/1	0.09	-	123,123,123,123	0
22	MG	A	1621	1/1	0.76	-	111,111,111,111	0
22	MG	A	1706	1/1	0.15	-	207,207,207,207	0
22	MG	A	1741	1/1	0.30	-	118,118,118,118	0
22	MG	A	1697	1/1	0.40	-	335,335,335,335	0
22	MG	A	1865	1/1	0.23	-	180,180,180,180	0
23	ZN	D	301	1/1	0.34	-	117,117,117,117	0
22	MG	A	1742	1/1	0.16	-	129,129,129,129	0
22	MG	A	1642	1/1	0.30	-	158,158,158,158	0
22	MG	A	1683	1/1	0.12	-	175,175,175,175	0
22	MG	A	1727	1/1	0.17	-	91,91,91,91	0
22	MG	A	1821	1/1	0.67	-	119,119,119,119	0
22	MG	A	1807	1/1	0.45	-	254,254,254,254	0
22	MG	S	101	1/1	0.71	-	156,156,156,156	0
22	MG	A	1623	1/1	0.09	-	148,148,148,148	0
22	MG	A	1603	1/1	0.17	-	117,117,117,117	0
22	MG	B	302	1/1	0.19	-	147,147,147,147	0
22	MG	A	1810	1/1	0.46	-	386,386,386,386	0
22	MG	A	1731	1/1	0.29	-	109,109,109,109	0
22	MG	N	102	1/1	0.12	-	184,184,184,184	0
22	MG	A	1691	1/1	0.11	-	128,128,128,128	0
22	MG	A	1844	1/1	0.19	-	123,123,123,123	0
22	MG	A	1756	1/1	0.22	-	127,127,127,127	0
22	MG	A	1663	1/1	0.10	-	102,102,102,102	0
22	MG	A	1628	1/1	0.35	-	110,110,110,110	0
22	MG	A	1837	1/1	0.29	-	150,150,150,150	0
22	MG	P	103	1/1	0.37	-	132,132,132,132	0
22	MG	A	1834	1/1	0.21	-	157,157,157,157	0
22	MG	A	1817	1/1	0.29	-	144,144,144,144	0
22	MG	A	1850	1/1	0.93	-	150,150,150,150	0
22	MG	A	1822	1/1	1.11	-	147,147,147,147	0
22	MG	A	1651	1/1	0.22	-	184,184,184,184	0
22	MG	A	1648	1/1	0.22	-	176,176,176,176	0
22	MG	A	1644	1/1	0.17	-	126,126,126,126	0
22	MG	A	1682	1/1	0.27	-	126,126,126,126	0
22	MG	A	1607	1/1	0.10	-	183,183,183,183	0

*Continued on next page...*

*Continued from previous page...*

Mol	Type	Chain	Res	Atoms	RSR	LLDF	B-factors( $\text{\AA}^2$ )	Q<0.9
22	MG	A	1716	1/1	0.49	-	139,139,139,139	0
22	MG	A	1866	1/1	0.19	-	123,123,123,123	0
22	MG	A	1777	1/1	0.68	-	144,144,144,144	0
22	MG	A	1868	1/1	0.21	-	144,144,144,144	0
22	MG	A	1636	1/1	0.27	-	127,127,127,127	0
22	MG	A	1671	1/1	0.29	-	120,120,120,120	0
22	MG	A	1861	1/1	0.14	-	163,163,163,163	0

## 6.5 Other polymers

There are no such residues in this entry.