



Full wwPDB X-ray Structure Validation Report i

Feb 27, 2014 – 11:10 PM GMT

PDB ID : 3E6Q
Title : Putative 5-carboxymethyl-2-hydroxymuconate isomerase from *Pseudomonas aeruginosa*.
Authors : Osipiuk, j.; Xu, x.; Cui, h.; Savchenko, a.; Edwards, a.m.; Joachimiak, a.; Midwest Center for Structural Genomics (MCSG)
Deposited on : 2008-08-15
Resolution : 1.75 Å(reported)

This is a full wwPDB validation report for a publicly released PDB entry.
We welcome your comments at validation@mail.wwpdb.org
A user guide is available at <http://wwpdb.org/ValidationPDFNotes.html>

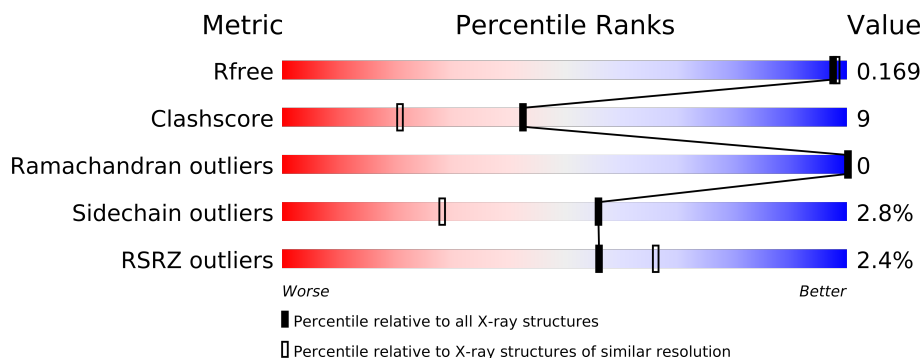
The following versions of software and data (see [references](#)) were used in the production of this report:

MolProbity : 4.02b-467
Mogul : 1.15 2013
Xtriage (Phenix) : dev-1323
EDS : stable22639
Percentile statistics : 21963
Refmac : 5.8.0049
CCP4 : 6.3.0 (Settle)
Ideal geometry (proteins) : Engh & Huber (2001)
Ideal geometry (DNA, RNA) : Parkinson et. al. (1996)
Validation Pipeline (wwPDB-VP) : stable22683

1 Overall quality at a glance

The reported resolution of this entry is 1.75 Å.

Percentile scores (ranging between 0-100) for global validation metrics of the entry are shown in the following graphic. The table shows the number of entries on which the scores are based.



Metric	Whole archive (#Entries)	Similar resolution (#Entries, resolution range(Å))
R_{free}	66092	1134 (1.76-1.76)
Clashscore	79885	1304 (1.76-1.76)
Ramachandran outliers	78287	1288 (1.76-1.76)
Sidechain outliers	78261	1288 (1.76-1.76)
RSRZ outliers	66119	1135 (1.76-1.76)

The table below summarises the geometric issues observed across the polymeric chains and their fit to the electron density. The red, orange, yellow and green segments on the lower bar indicate the fraction of residues that contain outliers for ≥ 3 , 2, 1 and 0 types of geometric quality criteria. The upper red bar (where present) indicates the fraction of residues that have poor fit to the electron density.

Mol	Chain	Length	Quality of chain
1	A	146	
1	B	146	
1	C	146	
1	D	146	
1	E	146	
1	F	146	
1	G	146	
1	H	146	
1	I	146	
1	J	146	
1	K	146	
1	L	146	

The following table lists non-polymeric compounds that are outliers for geometric or electron-

density-fit criteria:

Mol	Type	Chain	Res	Geometry	Electron density
2	EDO	C	318	-	X
2	EDO	D	313	-	X
2	EDO	I	315	-	X
2	EDO	J	316	-	X
2	EDO	K	308	-	X
2	EDO	K	323	-	X
2	EDO	K	324	-	X
3	FMT	A	333	-	X
3	FMT	A	335	-	X
3	FMT	B	332	-	X
3	FMT	B	345	-	X
3	FMT	F	324	-	X
3	FMT	F	326	-	X
3	FMT	H	327	-	X
3	FMT	H	328	-	X
3	FMT	H	334	-	X
3	FMT	L	336	-	X
3	FMT	L	340	-	X
4	ACT	A	337	-	X
4	ACT	E	338	-	X
5	NA	B	344	-	X
5	NA	G	341	-	X
6	GOL	B	304	-	X
6	GOL	C	303[A]	-	X
6	GOL	C	303[B]	-	X
6	GOL	E	301[A]	-	X
6	GOL	E	301[B]	-	X
6	GOL	H	302	-	X
6	GOL	H	305[A]	-	X
6	GOL	H	305[B]	-	X
6	GOL	J	307[A]	-	X
6	GOL	J	307[B]	-	X
7	IMD	J	340	-	X
7	IMD	L	339[A]	-	X
7	IMD	L	339[B]	-	X

2 Entry composition

There are 8 unique types of molecules in this entry. The entry contains 14344 atoms, of which 0 are hydrogen and 0 are deuterium.

In the tables below, the ZeroOcc column contains the number of atoms modelled with zero occupancy, the AltConf column contains the number of residues with at least one atom in alternate conformation and the Trace column contains the number of residues modelled with at most 2 atoms.

- Molecule 1 is a protein called putative 5-carboxymethyl-2-hydroxymuconate isomerase.

Mol	Chain	Residues	Atoms						ZeroOcc	AltConf	Trace
1	A	126	Total	C	N	O	S	Se	0	12	0
			1013	637	174	198	2	2			
1	B	126	Total	C	N	O	S	Se	0	14	0
			1025	642	178	201	2	2			
1	C	126	Total	C	N	O	S	Se	0	16	0
			1032	648	177	203	2	2			
1	D	128	Total	C	N	O	S	Se	0	14	0
			1033	643	183	203	2	2			
1	E	127	Total	C	N	O	S	Se	0	17	0
			1039	645	185	205	2	2			
1	F	128	Total	C	N	O	S	Se	0	14	0
			1031	642	179	206	2	2			
1	G	126	Total	C	N	O	S	Se	0	9	0
			994	623	170	197	2	2			
1	H	126	Total	C	N	O	S	Se	0	8	0
			992	617	175	196	2	2			
1	I	126	Total	C	N	O	S	Se	0	16	0
			1030	645	177	204	2	2			
1	J	127	Total	C	N	O	S	Se	0	16	0
			1046	652	189	201	2	2			
1	K	127	Total	C	N	O	S	Se	0	15	0
			1021	636	179	202	2	2			
1	L	127	Total	C	N	O	S	Se	0	13	0
			1015	633	175	203	2	2			

There are 276 discrepancies between the modelled and reference sequences:

Chain	Residue	Modelled	Actual	Comment	Reference
A	-20	MSE	-	expression tag	UNP Q9I2D8
A	-19	GLY	-	expression tag	UNP Q9I2D8
A	-18	SER	-	expression tag	UNP Q9I2D8
A	-17	SER	-	expression tag	UNP Q9I2D8
A	-16	HIS	-	expression tag	UNP Q9I2D8

Continued on next page...

Continued from previous page...

Chain	Residue	Modelled	Actual	Comment	Reference
A	-15	HIS	-	expression tag	UNP Q9I2D8
A	-14	HIS	-	expression tag	UNP Q9I2D8
A	-13	HIS	-	expression tag	UNP Q9I2D8
A	-12	HIS	-	expression tag	UNP Q9I2D8
A	-11	HIS	-	expression tag	UNP Q9I2D8
A	-10	SER	-	expression tag	UNP Q9I2D8
A	-9	SER	-	expression tag	UNP Q9I2D8
A	-8	GLY	-	expression tag	UNP Q9I2D8
A	-7	ARG	-	expression tag	UNP Q9I2D8
A	-6	GLU	-	expression tag	UNP Q9I2D8
A	-5	ASN	-	expression tag	UNP Q9I2D8
A	-4	LEU	-	expression tag	UNP Q9I2D8
A	-3	TYR	-	expression tag	UNP Q9I2D8
A	-2	PHE	-	expression tag	UNP Q9I2D8
A	-1	GLN	-	expression tag	UNP Q9I2D8
A	0	GLY	-	expression tag	UNP Q9I2D8
A	124	GLY	-	expression tag	UNP Q9I2D8
A	125	SER	-	expression tag	UNP Q9I2D8
B	-20	MSE	-	expression tag	UNP Q9I2D8
B	-19	GLY	-	expression tag	UNP Q9I2D8
B	-18	SER	-	expression tag	UNP Q9I2D8
B	-17	SER	-	expression tag	UNP Q9I2D8
B	-16	HIS	-	expression tag	UNP Q9I2D8
B	-15	HIS	-	expression tag	UNP Q9I2D8
B	-14	HIS	-	expression tag	UNP Q9I2D8
B	-13	HIS	-	expression tag	UNP Q9I2D8
B	-12	HIS	-	expression tag	UNP Q9I2D8
B	-11	HIS	-	expression tag	UNP Q9I2D8
B	-10	SER	-	expression tag	UNP Q9I2D8
B	-9	SER	-	expression tag	UNP Q9I2D8
B	-8	GLY	-	expression tag	UNP Q9I2D8
B	-7	ARG	-	expression tag	UNP Q9I2D8
B	-6	GLU	-	expression tag	UNP Q9I2D8
B	-5	ASN	-	expression tag	UNP Q9I2D8
B	-4	LEU	-	expression tag	UNP Q9I2D8
B	-3	TYR	-	expression tag	UNP Q9I2D8
B	-2	PHE	-	expression tag	UNP Q9I2D8
B	-1	GLN	-	expression tag	UNP Q9I2D8
B	0	GLY	-	expression tag	UNP Q9I2D8
B	124	GLY	-	expression tag	UNP Q9I2D8
B	125	SER	-	expression tag	UNP Q9I2D8
C	-20	MSE	-	expression tag	UNP Q9I2D8

Continued on next page...

Continued from previous page...

Chain	Residue	Modelled	Actual	Comment	Reference
C	-19	GLY	-	expression tag	UNP Q9I2D8
C	-18	SER	-	expression tag	UNP Q9I2D8
C	-17	SER	-	expression tag	UNP Q9I2D8
C	-16	HIS	-	expression tag	UNP Q9I2D8
C	-15	HIS	-	expression tag	UNP Q9I2D8
C	-14	HIS	-	expression tag	UNP Q9I2D8
C	-13	HIS	-	expression tag	UNP Q9I2D8
C	-12	HIS	-	expression tag	UNP Q9I2D8
C	-11	HIS	-	expression tag	UNP Q9I2D8
C	-10	SER	-	expression tag	UNP Q9I2D8
C	-9	SER	-	expression tag	UNP Q9I2D8
C	-8	GLY	-	expression tag	UNP Q9I2D8
C	-7	ARG	-	expression tag	UNP Q9I2D8
C	-6	GLU	-	expression tag	UNP Q9I2D8
C	-5	ASN	-	expression tag	UNP Q9I2D8
C	-4	LEU	-	expression tag	UNP Q9I2D8
C	-3	TYR	-	expression tag	UNP Q9I2D8
C	-2	PHE	-	expression tag	UNP Q9I2D8
C	-1	GLN	-	expression tag	UNP Q9I2D8
C	0	GLY	-	expression tag	UNP Q9I2D8
C	124	GLY	-	expression tag	UNP Q9I2D8
C	125	SER	-	expression tag	UNP Q9I2D8
D	-20	MSE	-	expression tag	UNP Q9I2D8
D	-19	GLY	-	expression tag	UNP Q9I2D8
D	-18	SER	-	expression tag	UNP Q9I2D8
D	-17	SER	-	expression tag	UNP Q9I2D8
D	-16	HIS	-	expression tag	UNP Q9I2D8
D	-15	HIS	-	expression tag	UNP Q9I2D8
D	-14	HIS	-	expression tag	UNP Q9I2D8
D	-13	HIS	-	expression tag	UNP Q9I2D8
D	-12	HIS	-	expression tag	UNP Q9I2D8
D	-11	HIS	-	expression tag	UNP Q9I2D8
D	-10	SER	-	expression tag	UNP Q9I2D8
D	-9	SER	-	expression tag	UNP Q9I2D8
D	-8	GLY	-	expression tag	UNP Q9I2D8
D	-7	ARG	-	expression tag	UNP Q9I2D8
D	-6	GLU	-	expression tag	UNP Q9I2D8
D	-5	ASN	-	expression tag	UNP Q9I2D8
D	-4	LEU	-	expression tag	UNP Q9I2D8
D	-3	TYR	-	expression tag	UNP Q9I2D8
D	-2	PHE	-	expression tag	UNP Q9I2D8
D	-1	GLN	-	expression tag	UNP Q9I2D8

Continued on next page...

Continued from previous page...

Chain	Residue	Modelled	Actual	Comment	Reference
D	0	GLY	-	expression tag	UNP Q9I2D8
D	124	GLY	-	expression tag	UNP Q9I2D8
D	125	SER	-	expression tag	UNP Q9I2D8
E	-20	MSE	-	expression tag	UNP Q9I2D8
E	-19	GLY	-	expression tag	UNP Q9I2D8
E	-18	SER	-	expression tag	UNP Q9I2D8
E	-17	SER	-	expression tag	UNP Q9I2D8
E	-16	HIS	-	expression tag	UNP Q9I2D8
E	-15	HIS	-	expression tag	UNP Q9I2D8
E	-14	HIS	-	expression tag	UNP Q9I2D8
E	-13	HIS	-	expression tag	UNP Q9I2D8
E	-12	HIS	-	expression tag	UNP Q9I2D8
E	-11	HIS	-	expression tag	UNP Q9I2D8
E	-10	SER	-	expression tag	UNP Q9I2D8
E	-9	SER	-	expression tag	UNP Q9I2D8
E	-8	GLY	-	expression tag	UNP Q9I2D8
E	-7	ARG	-	expression tag	UNP Q9I2D8
E	-6	GLU	-	expression tag	UNP Q9I2D8
E	-5	ASN	-	expression tag	UNP Q9I2D8
E	-4	LEU	-	expression tag	UNP Q9I2D8
E	-3	TYR	-	expression tag	UNP Q9I2D8
E	-2	PHE	-	expression tag	UNP Q9I2D8
E	-1	GLN	-	expression tag	UNP Q9I2D8
E	0	GLY	-	expression tag	UNP Q9I2D8
E	124	GLY	-	expression tag	UNP Q9I2D8
E	125	SER	-	expression tag	UNP Q9I2D8
F	-20	MSE	-	expression tag	UNP Q9I2D8
F	-19	GLY	-	expression tag	UNP Q9I2D8
F	-18	SER	-	expression tag	UNP Q9I2D8
F	-17	SER	-	expression tag	UNP Q9I2D8
F	-16	HIS	-	expression tag	UNP Q9I2D8
F	-15	HIS	-	expression tag	UNP Q9I2D8
F	-14	HIS	-	expression tag	UNP Q9I2D8
F	-13	HIS	-	expression tag	UNP Q9I2D8
F	-12	HIS	-	expression tag	UNP Q9I2D8
F	-11	HIS	-	expression tag	UNP Q9I2D8
F	-10	SER	-	expression tag	UNP Q9I2D8
F	-9	SER	-	expression tag	UNP Q9I2D8
F	-8	GLY	-	expression tag	UNP Q9I2D8
F	-7	ARG	-	expression tag	UNP Q9I2D8
F	-6	GLU	-	expression tag	UNP Q9I2D8
F	-5	ASN	-	expression tag	UNP Q9I2D8

Continued on next page...

Continued from previous page...

Chain	Residue	Modelled	Actual	Comment	Reference
F	-4	LEU	-	expression tag	UNP Q9I2D8
F	-3	TYR	-	expression tag	UNP Q9I2D8
F	-2	PHE	-	expression tag	UNP Q9I2D8
F	-1	GLN	-	expression tag	UNP Q9I2D8
F	0	GLY	-	expression tag	UNP Q9I2D8
F	124	GLY	-	expression tag	UNP Q9I2D8
F	125	SER	-	expression tag	UNP Q9I2D8
G	-20	MSE	-	expression tag	UNP Q9I2D8
G	-19	GLY	-	expression tag	UNP Q9I2D8
G	-18	SER	-	expression tag	UNP Q9I2D8
G	-17	SER	-	expression tag	UNP Q9I2D8
G	-16	HIS	-	expression tag	UNP Q9I2D8
G	-15	HIS	-	expression tag	UNP Q9I2D8
G	-14	HIS	-	expression tag	UNP Q9I2D8
G	-13	HIS	-	expression tag	UNP Q9I2D8
G	-12	HIS	-	expression tag	UNP Q9I2D8
G	-11	HIS	-	expression tag	UNP Q9I2D8
G	-10	SER	-	expression tag	UNP Q9I2D8
G	-9	SER	-	expression tag	UNP Q9I2D8
G	-8	GLY	-	expression tag	UNP Q9I2D8
G	-7	ARG	-	expression tag	UNP Q9I2D8
G	-6	GLU	-	expression tag	UNP Q9I2D8
G	-5	ASN	-	expression tag	UNP Q9I2D8
G	-4	LEU	-	expression tag	UNP Q9I2D8
G	-3	TYR	-	expression tag	UNP Q9I2D8
G	-2	PHE	-	expression tag	UNP Q9I2D8
G	-1	GLN	-	expression tag	UNP Q9I2D8
G	0	GLY	-	expression tag	UNP Q9I2D8
G	124	GLY	-	expression tag	UNP Q9I2D8
G	125	SER	-	expression tag	UNP Q9I2D8
H	-20	MSE	-	expression tag	UNP Q9I2D8
H	-19	GLY	-	expression tag	UNP Q9I2D8
H	-18	SER	-	expression tag	UNP Q9I2D8
H	-17	SER	-	expression tag	UNP Q9I2D8
H	-16	HIS	-	expression tag	UNP Q9I2D8
H	-15	HIS	-	expression tag	UNP Q9I2D8
H	-14	HIS	-	expression tag	UNP Q9I2D8
H	-13	HIS	-	expression tag	UNP Q9I2D8
H	-12	HIS	-	expression tag	UNP Q9I2D8
H	-11	HIS	-	expression tag	UNP Q9I2D8
H	-10	SER	-	expression tag	UNP Q9I2D8
H	-9	SER	-	expression tag	UNP Q9I2D8

Continued on next page...

Continued from previous page...

Chain	Residue	Modelled	Actual	Comment	Reference
H	-8	GLY	-	expression tag	UNP Q9I2D8
H	-7	ARG	-	expression tag	UNP Q9I2D8
H	-6	GLU	-	expression tag	UNP Q9I2D8
H	-5	ASN	-	expression tag	UNP Q9I2D8
H	-4	LEU	-	expression tag	UNP Q9I2D8
H	-3	TYR	-	expression tag	UNP Q9I2D8
H	-2	PHE	-	expression tag	UNP Q9I2D8
H	-1	GLN	-	expression tag	UNP Q9I2D8
H	0	GLY	-	expression tag	UNP Q9I2D8
H	124	GLY	-	expression tag	UNP Q9I2D8
H	125	SER	-	expression tag	UNP Q9I2D8
I	-20	MSE	-	expression tag	UNP Q9I2D8
I	-19	GLY	-	expression tag	UNP Q9I2D8
I	-18	SER	-	expression tag	UNP Q9I2D8
I	-17	SER	-	expression tag	UNP Q9I2D8
I	-16	HIS	-	expression tag	UNP Q9I2D8
I	-15	HIS	-	expression tag	UNP Q9I2D8
I	-14	HIS	-	expression tag	UNP Q9I2D8
I	-13	HIS	-	expression tag	UNP Q9I2D8
I	-12	HIS	-	expression tag	UNP Q9I2D8
I	-11	HIS	-	expression tag	UNP Q9I2D8
I	-10	SER	-	expression tag	UNP Q9I2D8
I	-9	SER	-	expression tag	UNP Q9I2D8
I	-8	GLY	-	expression tag	UNP Q9I2D8
I	-7	ARG	-	expression tag	UNP Q9I2D8
I	-6	GLU	-	expression tag	UNP Q9I2D8
I	-5	ASN	-	expression tag	UNP Q9I2D8
I	-4	LEU	-	expression tag	UNP Q9I2D8
I	-3	TYR	-	expression tag	UNP Q9I2D8
I	-2	PHE	-	expression tag	UNP Q9I2D8
I	-1	GLN	-	expression tag	UNP Q9I2D8
I	0	GLY	-	expression tag	UNP Q9I2D8
I	124	GLY	-	expression tag	UNP Q9I2D8
I	125	SER	-	expression tag	UNP Q9I2D8
J	-20	MSE	-	expression tag	UNP Q9I2D8
J	-19	GLY	-	expression tag	UNP Q9I2D8
J	-18	SER	-	expression tag	UNP Q9I2D8
J	-17	SER	-	expression tag	UNP Q9I2D8
J	-16	HIS	-	expression tag	UNP Q9I2D8
J	-15	HIS	-	expression tag	UNP Q9I2D8
J	-14	HIS	-	expression tag	UNP Q9I2D8
J	-13	HIS	-	expression tag	UNP Q9I2D8

Continued on next page...

Continued from previous page...

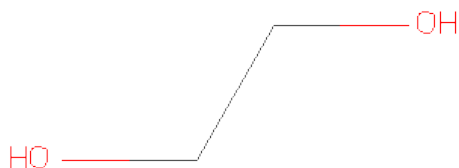
Chain	Residue	Modelled	Actual	Comment	Reference
J	-12	HIS	-	expression tag	UNP Q9I2D8
J	-11	HIS	-	expression tag	UNP Q9I2D8
J	-10	SER	-	expression tag	UNP Q9I2D8
J	-9	SER	-	expression tag	UNP Q9I2D8
J	-8	GLY	-	expression tag	UNP Q9I2D8
J	-7	ARG	-	expression tag	UNP Q9I2D8
J	-6	GLU	-	expression tag	UNP Q9I2D8
J	-5	ASN	-	expression tag	UNP Q9I2D8
J	-4	LEU	-	expression tag	UNP Q9I2D8
J	-3	TYR	-	expression tag	UNP Q9I2D8
J	-2	PHE	-	expression tag	UNP Q9I2D8
J	-1	GLN	-	expression tag	UNP Q9I2D8
J	0	GLY	-	expression tag	UNP Q9I2D8
J	124	GLY	-	expression tag	UNP Q9I2D8
J	125	SER	-	expression tag	UNP Q9I2D8
K	-20	MSE	-	expression tag	UNP Q9I2D8
K	-19	GLY	-	expression tag	UNP Q9I2D8
K	-18	SER	-	expression tag	UNP Q9I2D8
K	-17	SER	-	expression tag	UNP Q9I2D8
K	-16	HIS	-	expression tag	UNP Q9I2D8
K	-15	HIS	-	expression tag	UNP Q9I2D8
K	-14	HIS	-	expression tag	UNP Q9I2D8
K	-13	HIS	-	expression tag	UNP Q9I2D8
K	-12	HIS	-	expression tag	UNP Q9I2D8
K	-11	HIS	-	expression tag	UNP Q9I2D8
K	-10	SER	-	expression tag	UNP Q9I2D8
K	-9	SER	-	expression tag	UNP Q9I2D8
K	-8	GLY	-	expression tag	UNP Q9I2D8
K	-7	ARG	-	expression tag	UNP Q9I2D8
K	-6	GLU	-	expression tag	UNP Q9I2D8
K	-5	ASN	-	expression tag	UNP Q9I2D8
K	-4	LEU	-	expression tag	UNP Q9I2D8
K	-3	TYR	-	expression tag	UNP Q9I2D8
K	-2	PHE	-	expression tag	UNP Q9I2D8
K	-1	GLN	-	expression tag	UNP Q9I2D8
K	0	GLY	-	expression tag	UNP Q9I2D8
K	124	GLY	-	expression tag	UNP Q9I2D8
K	125	SER	-	expression tag	UNP Q9I2D8
L	-20	MSE	-	expression tag	UNP Q9I2D8
L	-19	GLY	-	expression tag	UNP Q9I2D8
L	-18	SER	-	expression tag	UNP Q9I2D8
L	-17	SER	-	expression tag	UNP Q9I2D8

Continued on next page...

Continued from previous page...

Chain	Residue	Modelled	Actual	Comment	Reference
L	-16	HIS	-	expression tag	UNP Q9I2D8
L	-15	HIS	-	expression tag	UNP Q9I2D8
L	-14	HIS	-	expression tag	UNP Q9I2D8
L	-13	HIS	-	expression tag	UNP Q9I2D8
L	-12	HIS	-	expression tag	UNP Q9I2D8
L	-11	HIS	-	expression tag	UNP Q9I2D8
L	-10	SER	-	expression tag	UNP Q9I2D8
L	-9	SER	-	expression tag	UNP Q9I2D8
L	-8	GLY	-	expression tag	UNP Q9I2D8
L	-7	ARG	-	expression tag	UNP Q9I2D8
L	-6	GLU	-	expression tag	UNP Q9I2D8
L	-5	ASN	-	expression tag	UNP Q9I2D8
L	-4	LEU	-	expression tag	UNP Q9I2D8
L	-3	TYR	-	expression tag	UNP Q9I2D8
L	-2	PHE	-	expression tag	UNP Q9I2D8
L	-1	GLN	-	expression tag	UNP Q9I2D8
L	0	GLY	-	expression tag	UNP Q9I2D8
L	124	GLY	-	expression tag	UNP Q9I2D8
L	125	SER	-	expression tag	UNP Q9I2D8

- Molecule 2 is 1,2-ETHANEDIOL (three-letter code: EDO) (formula: C₂H₆O₂).



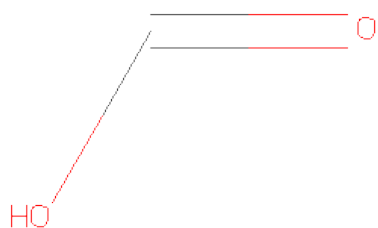
Mol	Chain	Residues	Atoms			ZeroOcc	AltConf
2	A	1	Total	C	O	0	0
			4	2	2		
2	B	1	Total	C	O	0	0
			4	2	2		

Continued on next page...

Continued from previous page...

Mol	Chain	Residues	Atoms			ZeroOcc	AltConf
2	C	1	Total 4	C 2	O 2	0	0
2	D	1	Total 4	C 2	O 2	0	0
2	E	1	Total 4	C 2	O 2	0	0
2	F	1	Total 4	C 2	O 2	0	0
2	G	1	Total 4	C 2	O 2	0	0
2	H	1	Total 4	C 2	O 2	0	0
2	H	1	Total 4	C 2	O 2	0	0
2	I	1	Total 4	C 2	O 2	0	0
2	I	1	Total 4	C 2	O 2	0	0
2	I	1	Total 4	C 2	O 2	0	0
2	J	1	Total 4	C 2	O 2	0	0
2	K	1	Total 4	C 2	O 2	0	0
2	K	1	Total 4	C 2	O 2	0	0
2	K	1	Total 4	C 2	O 2	0	0
2	L	1	Total 4	C 2	O 2	0	0

- Molecule 3 is FORMIC ACID (three-letter code: FMT) (formula: CH₂O₂).



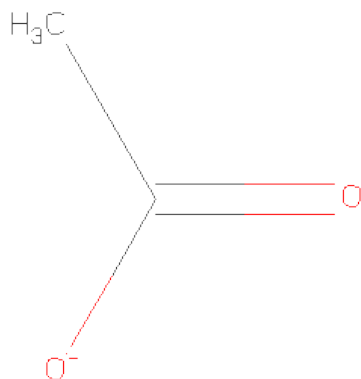
Mol	Chain	Residues	Atoms			ZeroOcc	AltConf
3	A	1	Total	C	O	0	0
			3	1	2		
3	A	1	Total	C	O	0	0
			3	1	2		
3	A	1	Total	C	O	0	0
			3	1	2		
3	B	1	Total	C	O	0	0
			3	1	2		
3	B	1	Total	C	O	0	0
			3	1	2		
3	F	1	Total	C	O	0	0
			3	1	2		
3	F	1	Total	C	O	0	0
			3	1	2		
3	H	1	Total	C	O	0	0
			3	1	2		
3	H	1	Total	C	O	0	0
			3	1	2		
3	H	1	Total	C	O	0	0
			3	1	2		
3	I	1	Total	C	O	0	0
			3	1	2		
3	I	1	Total	C	O	0	0
			3	1	2		
3	L	1	Total	C	O	0	0
			3	1	2		
3	L	1	Total	C	O	0	0
			3	1	2		

Continued on next page...

Continued from previous page...

Mol	Chain	Residues	Atoms			ZeroOcc	AltConf
3	L	1	Total	C	O	0	0
			3	1	2		

- Molecule 4 is ACETATE ION (three-letter code: ACT) (formula: $C_2H_3O_2$).

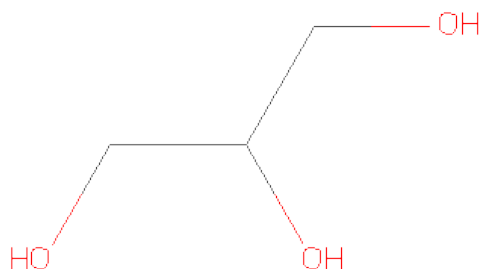


Mol	Chain	Residues	Atoms			ZeroOcc	AltConf
4	A	1	Total	C	O	0	0
			4	2	2		
4	E	1	Total	C	O	0	0
			4	2	2		

- Molecule 5 is SODIUM ION (three-letter code: NA) (formula: Na).

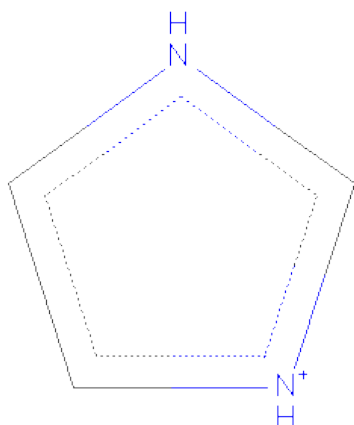
Mol	Chain	Residues	Atoms		ZeroOcc	AltConf
5	G	1	Total	Na	0	0
			1	1		
5	B	1	Total	Na	0	0
			1	1		
5	A	1	Total	Na	0	0
			1	1		
5	F	1	Total	Na	0	0
			1	1		

- Molecule 6 is GLYCEROL (three-letter code: GOL) (formula: $C_3H_8O_3$).



Mol	Chain	Residues	Atoms			ZeroOcc	AltConf
6	B	1	Total	C	O	0	0
			6	3	3		
6	C	1	Total	C	O	0	1
			12	6	6		
6	E	1	Total	C	O	0	1
			12	6	6		
6	E	1	Total	C	O	0	0
			6	3	3		
6	H	1	Total	C	O	0	0
			6	3	3		
6	H	1	Total	C	O	0	1
			12	6	6		
6	J	1	Total	C	O	0	1
			12	6	6		

- Molecule 7 is IMIDAZOLE (three-letter code: IMD) (formula: C₃H₅N₂).



Mol	Chain	Residues	Atoms			ZeroOcc	AltConf
7	J	1	Total	C	N	0	0
			5	3	2		
7	L	1	Total	C	N	0	1
			10	6	4		

- Molecule 8 is water.

Mol	Chain	Residues	Atoms		ZeroOcc	AltConf
8	A	160	Total	O	0	0
			160	160		
8	B	193	Total	O	0	0
			193	193		
8	C	151	Total	O	0	1
			152	152		
8	D	132	Total	O	0	0
			132	132		
8	E	145	Total	O	0	2
			147	147		
8	F	146	Total	O	0	0
			146	146		
8	G	146	Total	O	0	0
			146	146		
8	H	156	Total	O	0	0
			156	156		
8	I	181	Total	O	0	0
			181	181		
8	J	152	Total	O	0	0
			152	152		

Continued on next page...

Continued from previous page...

Mol	Chain	Residues	Atoms		ZeroOcc	AltConf
8	K	143	Total 144	O 144	0	1
8	L	158	Total 158	O 158	0	0

3 Residue-property plots

These plots are drawn for all protein, RNA and DNA chains in the entry. The first graphic for a chain summarises the proportions of errors displayed in the second graphic. The second graphic shows the sequence view annotated by issues in geometry and electron density. Residues are color-coded according to the number of geometric quality criteria for which they contain at least one outlier: green = 0, yellow = 1, orange = 2 and red = 3 or more. A red dot above a residue indicates a poor fit to the electron density ($RSRZ > 2$). Stretches of 2 or more consecutive residues without any outlier are shown as a green connector. Residues present in the sample, but not in the model, are shown in grey.

- Molecule 1: putative 5-carboxymethyl-2-hydroxymuconateisomerase

Chain A: 



- Molecule 1: putative 5-carboxymethyl-2-hydroxymuconateisomerase

Chain B: 



- Molecule 1: putative 5-carboxymethyl-2-hydroxymuconateisomerase

Chain C: 



- Molecule 1: putative 5-carboxymethyl-2-hydroxymuconateisomerase

Chain D: 



- Molecule 1: putative 5-carboxymethyl-2-hydroxymuconateisomerase

Chain E: 



- Molecule 1: putative 5-carboxymethyl-2-hydroxymuconateisomerase

Chain F: 



GLY
SER

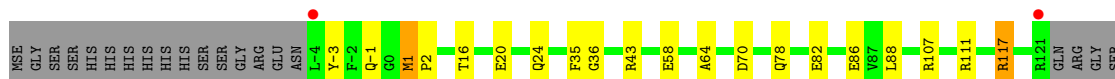
- Molecule 1: putative 5-carboxymethyl-2-hydroxymuconateisomerase

Chain G:



- Molecule 1: putative 5-carboxymethyl-2-hydroxymuconateisomerase

Chain H:



- Molecule 1: putative 5-carboxymethyl-2-hydroxymuconateisomerase

Chain I:



- Molecule 1: putative 5-carboxymethyl-2-hydroxymuconateisomerase

Chain J:



- Molecule 1: putative 5-carboxymethyl-2-hydroxymuconateisomerase

Chain K:



- Molecule 1: putative 5-carboxymethyl-2-hydroxymuconateisomerase

Chain L:



4 Data and refinement statistics

Property	Value	Source
Space group	C 1 2 1	Depositor
Cell constants a, b, c, α , β , γ	172.80Å 145.24Å 122.25Å 90.00° 134.91° 90.00°	Depositor
Resolution (Å)	45.00 – 1.75 45.01 – 1.75	Depositor EDS
% Data completeness (in resolution range)	99.4 (45.00-1.75) 99.4 (45.01-1.75)	Depositor EDS
R_{merge}	0.11	Depositor
R_{sym}	(Not available)	Depositor
$\langle I/\sigma(I) \rangle$ ¹	2.29 (at 1.75Å)	Xtriage
Refinement program	REFMAC 5.2.0019	Depositor
R, R_{free}	0.136 , 0.164 0.144 , 0.169	Depositor DCC
R_{free} test set	10707 reflections (5.29%)	DCC
Wilson B-factor (Å ²)	19.2	Xtriage
Anisotropy	0.204	Xtriage
Bulk solvent k_{sol} (e/Å ³), B_{sol} (Å ²)	0.35 , 50.5	EDS
Estimated twinning fraction	0.010 for h+2*l,k,-h-l 0.011 for h,-k,-h-l 0.016 for -h-2*l,-k,l	Xtriage
L-test for twinning	$\langle L \rangle = 0.49$, $\langle L^2 \rangle = 0.32$	Xtriage
Outliers	1 of 213263 reflections (0.000%)	Xtriage
F_o, F_c correlation	0.97	EDS
Total number of atoms	14344	wwPDB-VP
Average B, all atoms (Å ²)	22.0	wwPDB-VP

Xtriage's analysis on translational NCS is as follows: *The largest off-origin peak in the Patterson function is 3.20% of the height of the origin peak. No significant pseudotranslation is detected.*

¹Intensities estimated from amplitudes.

5 Model quality

5.1 Standard geometry

Bond lengths and bond angles in the following residue types are not validated in this section: GOL, IMD, NA, FMT, EDO, ACT

The Z score for a bond length (or angle) is the number of standard deviations the observed value is removed from the expected value. A bond length (or angle) with $|Z| > 5$ is considered an outlier worth inspection. RMSZ is the root-mean-square of all Z scores of the bond lengths (or angles).

Mol	Chain	Bond lengths		Bond angles	
		RMSZ	$\# Z > 5$	RMSZ	$\# Z > 5$
1	A	0.89	0/1059	0.83	3/1425 (0.2%)
1	B	0.87	0/1076	0.88	4/1447 (0.3%)
1	C	0.83	0/1087	0.80	0/1464
1	D	0.77	0/1087	0.77	0/1462
1	E	0.80	0/1099	0.85	2/1478 (0.1%)
1	F	0.85	0/1084	0.87	1/1457 (0.1%)
1	G	0.77	0/1031	0.80	1/1388 (0.1%)
1	H	0.82	0/1021	0.80	1/1371 (0.1%)
1	I	0.84	0/1090	0.82	1/1467 (0.1%)
1	J	0.84	0/1102	0.90	2/1478 (0.1%)
1	K	0.84	0/1079	0.84	0/1454
1	L	0.86	0/1066	0.83	0/1435
All	All	0.83	0/12881	0.83	15/17326 (0.1%)

There are no bond length outliers.

All (15) bond angle outliers are listed below:

Mol	Chain	Res	Type	Atoms	Z	Observed(°)	Ideal(°)
1	B	70	ASP	CB-CG-OD1	6.85	124.47	118.30
1	J	73[A]	ASP	CB-CG-OD1	6.72	124.35	118.30
1	J	73[B]	ASP	CB-CG-OD1	6.72	124.35	118.30
1	B	117	ARG	NE-CZ-NH2	-6.56	117.02	120.30
1	I	117	ARG	NE-CZ-NH2	-6.42	117.09	120.30
1	H	117	ARG	NE-CZ-NH2	-6.13	117.23	120.30
1	A	111	ARG	NE-CZ-NH1	5.50	123.05	120.30
1	F	59	ARG	NE-CZ-NH2	-5.48	117.56	120.30
1	E	57[A]	VAL	CB-CA-C	-5.47	101.00	111.40
1	E	57[B]	VAL	CB-CA-C	-5.47	101.00	111.40
1	B	13[A]	ARG	NE-CZ-NH2	5.38	122.99	120.30
1	B	13[B]	ARG	NE-CZ-NH2	5.38	122.99	120.30

Continued on next page...

Continued from previous page...

Mol	Chain	Res	Type	Atoms	Z	Observed(°)	Ideal(°)
1	G	70	ASP	CB-CG-OD1	5.16	122.94	118.30
1	A	117	ARG	NE-CZ-NH2	-5.12	117.74	120.30
1	A	70	ASP	CB-CG-OD1	5.07	122.86	118.30

There are no chirality outliers.

There are no planarity outliers.

5.2 Close contacts

In the following table, the Non-H and H(model) columns list the number of non-hydrogen atoms and hydrogen atoms in the chain respectively. The H(added) column lists the number of hydrogens added by MolProbity. The Clashes column lists the number of clashes within the asymmetric unit, and the number in parentheses is this value normalized per 1000 atoms of the molecule in the chain. The Symm-Clashes column gives symmetry related clashes, in the same way as for the Clashes column.

Mol	Chain	Non-H	H(model)	H(added)	Clashes	Symm-Clashes
1	A	1013	0	1029	16	0
1	B	1025	0	1034	14	0
1	C	1032	0	1035	18	0
1	D	1033	0	1036	19	0
1	E	1039	0	1028	23	0
1	F	1031	0	1027	19	0
1	G	994	0	997	10	0
1	H	992	0	993	23	0
1	I	1030	0	1039	9	0
1	J	1046	0	1069	21	0
1	K	1021	0	1011	22	0
1	L	1015	0	1010	16	0
2	A	4	0	6	2	0
2	B	4	0	6	0	0
2	C	4	0	6	0	0
2	D	4	0	6	1	0
2	E	4	0	6	0	0
2	F	4	0	6	0	0
2	G	4	0	6	0	0
2	H	8	0	12	1	0
2	I	12	0	18	0	0
2	J	4	0	6	0	0
2	K	12	0	15	21	0
2	L	4	0	6	0	0

Continued on next page...

Continued from previous page...

Mol	Chain	Non-H	H(model)	H(added)	Clashes	Symm-Clashes
3	A	9	0	3	6	0
3	B	6	0	2	9	0
3	F	6	0	2	0	0
3	H	9	0	3	0	0
3	I	6	0	2	1	0
3	L	9	0	3	6	0
4	A	4	0	3	3	0
4	E	4	0	3	0	0
5	A	1	0	0	0	0
5	B	1	0	0	0	0
5	F	1	0	0	0	0
5	G	1	0	0	0	0
6	B	6	0	8	2	0
6	C	12	0	16	5	0
6	E	18	0	24	11	0
6	H	18	0	24	10	0
6	J	12	0	16	10	0
7	J	5	0	5	0	0
7	L	10	0	10	2	0
8	A	160	0	0	4	0
8	B	193	0	0	7	0
8	C	152	0	0	2	0
8	D	132	0	0	4	0
8	E	147	0	0	6	0
8	F	146	0	0	2	0
8	G	146	0	0	2	0
8	H	156	0	0	9	1
8	I	181	0	0	4	0
8	J	152	0	0	3	0
8	K	144	0	0	8	1
8	L	158	0	0	4	0
All	All	14344	0	12531	223	1

Clashscore is defined as the number of clashes calculated for the entry per 1000 atoms (including hydrogens) of the entry. The overall clashscore for this entry is 9.

All (223) close contacts within the same asymmetric unit are listed below.

Atom-1	Atom-2	Distance(Å)	Clash(Å)
2:K:323:EDO:O2	2:K:324:EDO:O2	1.53	1.24
2:K:323:EDO:C1	2:K:324:EDO:O2	1.85	1.23
2:K:323:EDO:H22	8:K:454:HOH:O	1.38	1.17
2:K:323:EDO:C2	2:K:324:EDO:O2	1.94	1.15

Continued on next page...

Continued from previous page...

Atom-1	Atom-2	Distance(Å)	Clash(Å)
3:A:335:FMT:O2	3:B:345:FMT:C	1.95	1.15
2:K:323:EDO:H12	2:K:324:EDO:O2	1.34	1.11
1:C:107:ARG:HE	6:C:303[B]:GOL:H11	1.12	1.06
1:D:78[B]:GLN:HE22	1:D:82[B]:GLU:CD	1.59	1.06
2:K:323:EDO:C2	2:K:324:EDO:C2	2.34	1.05
1:A:16:THR:HB	1:A:20[B]:GLU:HG3	1.37	1.04
1:K:78[B]:GLN:NE2	8:K:528:HOH:O	1.62	1.04
1:G:116:LYS:HE2	8:G:509:HOH:O	1.58	1.02
6:J:307[B]:GOL:H12	1:K:107:ARG:HH21	1.30	0.97
1:D:117[B]:ARG:HH21	1:F:86[B]:GLU:HA	1.27	0.97
1:C:111[B]:ARG:HD2	8:C:364:HOH:O	1.66	0.96
1:J:78[B]:GLN:OE1	8:J:491:HOH:O	1.82	0.96
1:H:107:ARG:HE	6:H:305[B]:GOL:H32	1.33	0.94
2:K:323:EDO:C2	2:K:324:EDO:H22	1.99	0.92
1:K:105:GLU:OE1	2:K:324:EDO:H12	1.69	0.91
3:B:345:FMT:O2	8:B:477:HOH:O	1.89	0.90
1:D:82[B]:GLU:OE2	8:D:423:HOH:O	1.90	0.88
1:D:117[B]:ARG:NH2	1:F:86[B]:GLU:HA	1.87	0.88
1:B:82[B]:GLU:OE2	8:B:488:HOH:O	1.91	0.87
2:K:323:EDO:C2	8:K:454:HOH:O	2.03	0.87
1:A:101:GLN:HE21	2:A:310:EDO:H22	1.40	0.87
1:D:78[B]:GLN:NE2	1:D:82[B]:GLU:CD	2.28	0.86
1:J:58[B]:GLU:HG2	1:J:96:GLY:HA2	1.58	0.86
6:J:307[B]:GOL:H32	1:L:107:ARG:HE	1.41	0.86
3:A:335:FMT:C	3:B:345:FMT:O1	2.23	0.86
1:C:107:ARG:NE	6:C:303[B]:GOL:H11	1.91	0.85
2:K:323:EDO:H21	2:K:324:EDO:H22	1.55	0.85
1:G:58[B]:GLU:OE1	1:G:97[B]:GLU:OE2	1.93	0.85
1:K:63:HIS:CD2	2:K:323:EDO:H11	2.11	0.84
1:K:82[B]:GLU:OE2	8:K:529:HOH:O	1.96	0.83
1:E:97[B]:GLU:OE2	8:E:550:HOH:O	1.97	0.82
1:A:17:SER:OG	1:A:20[B]:GLU:HG2	1.78	0.82
6:E:301[A]:GOL:H31	1:F:107:ARG:HH21	1.45	0.81
3:A:335:FMT:C	3:B:345:FMT:C	2.62	0.78
3:A:335:FMT:H	3:B:345:FMT:O1	1.85	0.76
1:B:116:LYS:HE2	8:B:532:HOH:O	1.83	0.76
6:E:301[B]:GOL:H31	1:F:107:ARG:HH21	1.49	0.76
1:K:105:GLU:OE1	2:K:324:EDO:C1	2.33	0.76
1:H:86[B]:GLU:OE1	8:H:479:HOH:O	2.03	0.75
1:J:58[B]:GLU:CG	1:J:96:GLY:HA2	2.16	0.75
1:H:58[B]:GLU:OE1	8:H:490:HOH:O	2.04	0.74
1:G:58[B]:GLU:HB2	1:G:97[B]:GLU:HG3	1.69	0.74

Continued on next page...

Continued from previous page...

Atom-1	Atom-2	Distance(Å)	Clash(Å)
1:A:117:ARG:HH22	1:C:86[B]:GLU:HG2	1.50	0.74
1:K:63:HIS:HE2	2:K:323:EDO:C1	2.01	0.73
1:E:20[B]:GLU:OE2	1:E:24[B]:GLN:NE2	2.22	0.73
1:K:78[B]:GLN:HE22	1:K:82[B]:GLU:HG3	1.53	0.71
1:A:82[B]:GLU:OE1	8:A:421:HOH:O	2.06	0.71
1:K:63:HIS:NE2	2:K:323:EDO:H11	2.05	0.71
1:H:-1:GLN:HE22	1:H:35:PHE:HA	1.55	0.70
1:K:82[B]:GLU:HG3	8:K:528:HOH:O	1.91	0.70
3:A:335:FMT:O2	3:B:345:FMT:O2	2.08	0.69
3:L:336:FMT:O1	3:L:340:FMT:C	2.40	0.69
1:H:20[A]:GLU:OE2	1:H:24:GLN:NE2	2.19	0.69
6:J:307[B]:GOL:C1	1:K:107:ARG:HH21	2.05	0.69
1:D:107:ARG:HE	6:E:301[B]:GOL:H11	1.57	0.68
1:E:97[A]:GLU:OE2	8:E:505:HOH:O	2.12	0.68
1:J:68:ILE:HD12	1:J:72[B]:ARG:HD2	1.75	0.68
2:H:321:EDO:H12	8:I:365:HOH:O	1.93	0.68
2:K:323:EDO:O2	2:K:324:EDO:C2	2.38	0.68
1:D:117[B]:ARG:NH2	1:F:86[B]:GLU:CA	2.57	0.68
1:H:-3:TYR:OH	1:J:24[B]:GLN:NE2	2.23	0.67
1:I:23[A]:GLU:OE2	8:I:454:HOH:O	2.12	0.67
1:C:58[A]:GLU:OE2	1:C:96:GLY:HA2	1.95	0.67
1:D:78[B]:GLN:OE1	8:D:423:HOH:O	2.13	0.67
1:C:20[A]:GLU:OE2	8:C:444:HOH:O	2.12	0.67
3:L:336:FMT:O2	8:L:502:HOH:O	2.13	0.66
1:K:63:HIS:NE2	2:K:323:EDO:C1	2.59	0.65
1:B:78[B]:GLN:OE1	1:B:82[B]:GLU:HG3	1.97	0.64
1:C:-3[A]:TYR:OH	1:E:24[A]:GLN:NE2	2.28	0.64
2:K:324:EDO:H12	1:L:107:ARG:HH12	1.62	0.64
1:B:78[B]:GLN:OE1	1:B:82[B]:GLU:CG	2.45	0.64
1:B:86[B]:GLU:HG2	1:C:117:ARG:HH22	1.63	0.64
2:K:324:EDO:H21	1:L:67:SER:OG	1.98	0.63
1:I:57[A]:VAL:HG23	1:I:97[A]:GLU:OE1	1.98	0.63
6:E:301[A]:GOL:C3	1:F:107:ARG:HH21	2.06	0.63
1:I:70:ASP:OD1	1:I:111:ARG:HB2	1.99	0.62
1:L:12:LEU:O	7:L:339[A]:IMD:C4	2.47	0.62
1:H:107:ARG:NE	6:H:305[B]:GOL:H32	2.10	0.61
1:A:117:ARG:HH22	1:C:86[B]:GLU:CG	2.13	0.61
3:A:335:FMT:O2	3:B:345:FMT:O1	2.11	0.61
1:E:107:ARG:HE	6:E:301[A]:GOL:H31	1.66	0.61
1:J:107:ARG:HE	6:J:307[B]:GOL:C1	2.14	0.60
1:L:72:ARG:HE	3:L:340:FMT:C	2.15	0.60
1:G:107:ARG:HH21	6:H:305[A]:GOL:H32	1.67	0.60

Continued on next page...

Continued from previous page...

Atom-1	Atom-2	Distance(Å)	Clash(Å)
3:L:336:FMT:C	3:L:340:FMT:C	2.80	0.59
1:D:1:MSE:HB2	1:D:2:PRO:HA	1.84	0.58
1:A:1:MSE:HB2	1:A:2:PRO:HA	1.85	0.58
3:B:345:FMT:C	8:B:346:HOH:O	2.52	0.58
1:A:82[B]:GLU:HG3	8:A:485:HOH:O	2.03	0.57
1:C:107:ARG:HE	6:C:303[B]:GOL:C1	2.01	0.57
1:E:78[B]:GLN:OE1	1:E:82[B]:GLU:HG3	2.04	0.57
1:K:78[B]:GLN:NE2	1:K:82[B]:GLU:HG3	2.18	0.56
1:A:8:ALA:HB3	4:A:337:ACT:H1	1.87	0.56
1:A:45[A]:VAL:HG11	8:A:461:HOH:O	2.05	0.56
1:H:78[B]:GLN:OE1	1:H:82[B]:GLU:HG3	2.05	0.56
1:J:78[B]:GLN:NE2	1:J:82[B]:GLU:HG3	2.20	0.56
1:H:70:ASP:OD1	1:H:111:ARG:HB2	2.05	0.56
1:D:117[B]:ARG:NH2	1:F:86[B]:GLU:OE2	2.39	0.56
6:B:304:GOL:O3	6:B:304:GOL:O1	2.16	0.56
1:K:58[B]:GLU:OE1	8:K:399[B]:HOH:O	2.18	0.55
1:E:107:ARG:HE	6:E:301[B]:GOL:H32	1.72	0.55
1:H:86[B]:GLU:HG2	1:I:117:ARG:HH22	1.70	0.55
1:C:107:ARG:HE	6:C:303[A]:GOL:H11	1.72	0.55
1:F:-1:GLN:NE2	8:F:430:HOH:O	2.33	0.55
2:K:323:EDO:O2	8:K:454:HOH:O	2.18	0.55
1:K:1:MSE:HB2	1:K:2:PRO:HA	1.88	0.54
1:H:107:ARG:HH21	6:H:305[A]:GOL:H31	1.72	0.54
1:G:86[B]:GLU:HG2	1:H:117:ARG:HH22	1.72	0.54
1:E:107:ARG:HE	6:E:301[A]:GOL:C3	2.21	0.53
1:L:-1[B]:GLN:NE2	8:L:444:HOH:O	2.42	0.53
1:C:58[B]:GLU:CG	1:C:97[B]:GLU:OE2	2.56	0.53
1:J:72[B]:ARG:NE	8:J:420:HOH:O	2.41	0.53
1:J:1:MSE:HB2	1:J:2:PRO:HA	1.90	0.53
1:E:20[B]:GLU:OE2	1:E:24[B]:GLN:CD	2.46	0.53
1:H:-3:TYR:CE2	1:J:24[B]:GLN:HG3	2.44	0.52
1:K:78[B]:GLN:NE2	1:K:82[B]:GLU:CG	2.73	0.52
6:E:301[A]:GOL:H31	1:F:107:ARG:NH2	2.22	0.52
8:H:371:HOH:O	1:J:-4:LEU:HD13	2.09	0.52
1:A:86[B]:GLU:HG2	1:B:117:ARG:HH22	1.74	0.52
1:I:50:TYR:CE1	3:I:330:FMT:H	2.45	0.52
1:F:1:MSE:O	1:F:39:ASP:HB3	2.10	0.51
1:B:23[B]:GLU:OE1	8:B:535:HOH:O	2.18	0.51
2:K:324:EDO:H12	1:L:107:ARG:NH1	2.26	0.51
1:L:98[A]:GLU:OE2	8:L:480:HOH:O	2.20	0.51
1:A:9:THR:O	4:A:337:ACT:H3	2.11	0.51
1:H:86[B]:GLU:OE1	8:H:450:HOH:O	2.19	0.50

Continued on next page...

Continued from previous page...

Atom-1	Atom-2	Distance(Å)	Clash(Å)
1:H:1:MSE:HB2	1:H:2:PRO:HA	1.94	0.50
1:J:107:ARG:HE	6:J:307[B]:GOL:H11	1.75	0.50
1:K:97[A]:GLU:OE1	8:K:442:HOH:O	2.18	0.50
1:G:1:MSE:HB2	1:G:2:PRO:HA	1.92	0.50
1:C:58[B]:GLU:HG3	1:C:97[B]:GLU:OE2	2.10	0.50
1:H:-3:TYR:HE2	1:J:24[B]:GLN:HG3	1.76	0.50
6:B:304:GOL:HO3	6:B:304:GOL:HO1	1.59	0.50
1:L:1:MSE:HB2	1:L:2:PRO:HA	1.93	0.49
1:B:78[B]:GLN:NE2	8:B:529:HOH:O	2.11	0.49
2:D:313:EDO:C1	8:D:344:HOH:O	2.60	0.49
1:E:45[A]:VAL:HG11	8:E:477:HOH:O	2.12	0.49
1:H:107:ARG:HH21	6:H:305[A]:GOL:C3	2.24	0.49
1:E:1:MSE:HB2	1:E:2:PRO:HA	1.94	0.49
1:J:59:ARG:HD2	8:J:426:HOH:O	2.13	0.49
1:I:82[A]:GLU:OE2	8:I:418:HOH:O	2.20	0.49
1:G:86[B]:GLU:CG	1:H:117:ARG:HH22	2.26	0.49
1:B:58[B]:GLU:HB3	1:B:97[B]:GLU:HG3	1.94	0.48
1:D:24[B]:GLN:HG2	1:D:87:VAL:HG13	1.94	0.48
1:I:64:ALA:HB2	1:I:88[B]:LEU:HD21	1.94	0.48
6:H:305[B]:GOL:C3	8:H:357:HOH:O	2.62	0.48
1:H:16:THR:HB	1:H:20[A]:GLU:HB3	1.96	0.48
1:L:72:ARG:HH21	3:L:340:FMT:C	2.26	0.48
1:E:111[B]:ARG:NH2	8:E:536:HOH:O	2.46	0.48
1:B:3:HIS:HB3	3:B:345:FMT:H	1.96	0.47
1:D:117[B]:ARG:NH1	8:D:413:HOH:O	2.45	0.47
6:J:307[A]:GOL:H32	1:L:107:ARG:HE	1.80	0.47
6:J:307[B]:GOL:H12	1:K:107:ARG:NH2	2.13	0.47
1:D:78[B]:GLN:NE2	1:D:82[B]:GLU:OE1	2.43	0.47
1:H:78[B]:GLN:NE2	8:H:477:HOH:O	2.10	0.47
1:C:72:ARG:O	1:C:77:ARG:NH1	2.48	0.46
3:L:336:FMT:O2	3:L:340:FMT:C	2.64	0.46
2:K:324:EDO:H11	1:L:109:MSE:SE	2.66	0.46
1:E:107:ARG:HE	6:E:301[B]:GOL:C3	2.28	0.46
1:G:107:ARG:HE	6:H:305[A]:GOL:C3	2.28	0.45
1:J:11:ASN:HD22	1:J:58[B]:GLU:CD	2.19	0.45
1:F:16:THR:HB	1:F:20[A]:GLU:HG2	1.98	0.45
1:B:107:ARG:HE	6:C:303[A]:GOL:H32	1.81	0.45
1:H:64:ALA:HB2	1:H:88:LEU:HD21	1.98	0.45
1:K:70:ASP:OD1	1:K:111:ARG:HB2	2.17	0.45
1:J:107:ARG:HH21	6:J:307[B]:GOL:H32	1.82	0.45
1:A:2:PRO:HD3	1:A:35:PHE:CD1	2.52	0.45
6:E:306:GOL:H12	8:E:534:HOH:O	2.16	0.44

Continued on next page...

Continued from previous page...

Atom-1	Atom-2	Distance(Å)	Clash(Å)
1:B:116:LYS:CE	8:B:532:HOH:O	2.55	0.44
8:A:383:HOH:O	1:L:-4:LEU:HD13	2.17	0.44
1:J:1:MSE:O	1:J:39:ASP:HB3	2.18	0.44
1:F:1:MSE:HB2	1:F:2:PRO:HA	1.99	0.44
1:A:86[B]:GLU:CG	1:B:117:ARG:HH22	2.31	0.44
1:L:30:PHE:CE1	1:L:37:GLU:HB3	2.53	0.44
6:H:305[B]:GOL:H31	8:H:357:HOH:O	2.17	0.44
1:E:78[B]:GLN:OE1	1:E:82[B]:GLU:CG	2.66	0.44
1:D:-4:LEU:HD13	8:I:357:HOH:O	2.18	0.44
1:J:78[B]:GLN:HE22	1:J:82[B]:GLU:HG3	1.81	0.44
1:D:107:ARG:NE	6:E:301[B]:GOL:H11	2.28	0.44
1:F:30:PHE:CE1	1:F:37:GLU:HB3	2.52	0.43
1:J:57:VAL:HG23	1:J:97:GLU:CG	2.49	0.43
1:D:24[B]:GLN:HG3	1:I:-3:TYR:CE2	2.53	0.43
1:C:2:PRO:HD3	1:C:35:PHE:CD1	2.55	0.42
1:D:1:MSE:O	1:D:39:ASP:HB3	2.18	0.42
1:F:64:ALA:HB2	1:F:88[A]:LEU:HD21	2.02	0.42
1:C:1:MSE:HB2	1:C:2:PRO:HA	2.00	0.42
1:A:46:THR:HG23	4:A:337:ACT:H2	2.01	0.42
1:K:58[B]:GLU:H	1:K:97[B]:GLU:CD	2.23	0.42
1:C:111[A]:ARG:NH2	1:E:76:THR:OG1	2.53	0.42
1:J:78[B]:GLN:NE2	1:J:82[B]:GLU:CG	2.83	0.42
6:H:305[B]:GOL:C1	8:H:367:HOH:O	2.68	0.42
1:G:2:PRO:HD3	1:G:35:PHE:CD1	2.54	0.42
7:L:339[A]:IMD:N3	8:L:448:HOH:O	2.37	0.41
1:H:-1:GLN:NE2	1:H:36:GLY:H	2.18	0.41
1:F:1:MSE:HG2	1:F:69:LEU:HG	2.02	0.41
1:B:1:MSE:HG2	1:B:69:LEU:HG	2.02	0.41
1:E:1:MSE:O	1:E:39:ASP:HB3	2.20	0.41
1:E:20[B]:GLU:OE1	8:E:551:HOH:O	2.22	0.41
1:E:86[B]:GLU:HG2	1:F:117:ARG:HH22	1.85	0.41
6:H:305[B]:GOL:H11	8:H:367:HOH:O	2.21	0.41
1:D:96:GLY:O	1:E:121[A]:ARG:NH2	2.54	0.41
1:F:82[A]:GLU:OE1	8:F:481:HOH:O	2.21	0.41
1:K:-4:LEU:HD23	1:K:-4:LEU:HA	1.83	0.41
1:J:107:ARG:HH21	6:J:307[B]:GOL:C3	2.34	0.41
1:H:78[B]:GLN:OE1	1:H:82[B]:GLU:CG	2.68	0.41
1:A:101:GLN:HE21	2:A:310:EDO:C2	2.21	0.40
1:G:59:ARG:HD2	8:G:560:HOH:O	2.21	0.40
1:C:11:ASN:HD22	1:C:58[A]:GLU:CD	2.24	0.40
6:J:307[B]:GOL:H32	1:L:107:ARG:NE	2.22	0.40
1:I:1:MSE:HG2	1:I:69:LEU:HG	2.03	0.40

All (1) symmetry-related close contacts are listed below. The label for Atom-2 includes the symmetry operator and encoded unit-cell translations to be applied.

Atom-1	Atom-2	Distance(Å)	Clash(Å)
8:H:409:HOH:O	8:K:399[A]:HOH:O[4.555]	2.19	0.01

5.3 Torsion angles

5.3.1 Protein backbone ⓘ

In the following table, the Percentiles column shows the percent Ramachandran outliers of the chain as a percentile score with respect to all X-ray entries followed by that with respect to entries of similar resolution. The Analysed column shows the number of residues for which the backbone conformation was analysed, and the total number of residues.

Mol	Chain	Analysed	Favoured	Allowed	Outliers	Percentiles	
1	A	136/146 (93%)	136 (100%)	0	0	100	100
1	B	138/146 (94%)	138 (100%)	0	0	100	100
1	C	139/146 (95%)	139 (100%)	0	0	100	100
1	D	140/146 (96%)	138 (99%)	2 (1%)	0	100	100
1	E	141/146 (97%)	136 (96%)	5 (4%)	0	100	100
1	F	139/146 (95%)	138 (99%)	1 (1%)	0	100	100
1	G	133/146 (91%)	133 (100%)	0	0	100	100
1	H	131/146 (90%)	130 (99%)	1 (1%)	0	100	100
1	I	141/146 (97%)	141 (100%)	0	0	100	100
1	J	140/146 (96%)	137 (98%)	3 (2%)	0	100	100
1	K	140/146 (96%)	138 (99%)	2 (1%)	0	100	100
1	L	138/146 (94%)	138 (100%)	0	0	100	100
All	All	1656/1752 (94%)	1642 (99%)	14 (1%)	0	100	100

There are no Ramachandran outliers to report.

5.3.2 Protein sidechains ⓘ

In the following table, the Percentiles column shows the percent sidechain outliers of the chain as a percentile score with respect to all X-ray entries followed by that with respect to entries of similar resolution. The Analysed column shows the number of residues for which the sidechain conformation was analysed, and the total number of residues.

Mol	Chain	Analysed	Rotameric	Outliers	Percentiles	
1	A	105/107 (98%)	102 (97%)	3 (3%)	55	27
1	B	106/107 (99%)	104 (98%)	2 (2%)	69	47
1	C	108/107 (101%)	104 (96%)	4 (4%)	45	18
1	D	108/107 (101%)	104 (96%)	4 (4%)	45	18
1	E	110/107 (103%)	108 (98%)	2 (2%)	71	50
1	F	108/107 (101%)	102 (94%)	6 (6%)	30	7
1	G	102/107 (95%)	100 (98%)	2 (2%)	68	43
1	H	101/107 (94%)	99 (98%)	2 (2%)	68	43
1	I	108/107 (101%)	105 (97%)	3 (3%)	56	28
1	J	109/107 (102%)	107 (98%)	2 (2%)	71	50
1	K	108/107 (101%)	106 (98%)	2 (2%)	69	47
1	L	106/107 (99%)	104 (98%)	2 (2%)	69	47
All	All	1279/1284 (100%)	1245 (97%)	34 (3%)	56	30

All (34) residues with a non-rotameric sidechain are listed below:

Mol	Chain	Res	Type
1	A	1	MSE
1	A	43	ARG
1	A	121	ARG
1	B	1	MSE
1	B	43	ARG
1	C	1	MSE
1	C	43	ARG
1	C	58[A]	GLU
1	C	58[B]	GLU
1	D	1	MSE
1	D	43	ARG
1	D	57[A]	VAL
1	D	57[B]	VAL
1	E	1	MSE
1	E	43	ARG
1	F	-6	GLU
1	F	1	MSE
1	F	20[A]	GLU
1	F	20[B]	GLU
1	F	43	ARG
1	F	98	GLU
1	G	1	MSE

Continued on next page...

Continued from previous page...

Mol	Chain	Res	Type
1	G	43	ARG
1	H	1	MSE
1	H	43	ARG
1	I	-4	LEU
1	I	1	MSE
1	I	43	ARG
1	J	1	MSE
1	J	43	ARG
1	K	1	MSE
1	K	43	ARG
1	L	1	MSE
1	L	43	ARG

Some sidechains can be flipped to improve hydrogen bonding and reduce clashes. All (4) such sidechains are listed below:

Mol	Chain	Res	Type
1	B	24	GLN
1	G	24	GLN
1	H	-1	GLN
1	L	24	GLN

5.3.3 RNA ⓘ

There are no RNA chains in this entry.

5.4 Non-standard residues in protein, DNA, RNA chains ⓘ

There are no non-standard protein/DNA/RNA residues in this entry.

5.5 Carbohydrates ⓘ

There are no carbohydrates in this entry.

5.6 Ligand geometry ⓘ

Of 52 ligands modelled in this entry, 4 are monoatomic - leaving 48 for Mogul analysis.

In the following table, the Counts columns list the number of bonds (or angles) for which Mogul statistics could be retrieved, the number of bonds (or angles) that are observed in the model and

the number of bonds (or angles) that are defined in the chemical component dictionary. The Link column lists molecule types, if any, to which the group is linked. The Z score for a bond length (or angle) is the number of standard deviations the observed value is removed from the expected value. A bond length (or angle) with $|Z| > 2$ is considered an outlier worth inspection. RMSZ is the root-mean-square of all Z scores of the bond lengths (or angles).

Mol	Type	Chain	Res	Link	Bond lengths			Bond angles		
					Counts	RMSZ	# Z > 2	Counts	RMSZ	# Z > 2
2	EDO	A	310	-	3,3,3	0.76	0	2,2,2	0.18	0
3	FMT	A	325	-	2,2,2	1.18	0	1,1,1	0.08	0
3	FMT	A	333	-	2,2,2	0.64	0	1,1,1	0.33	0
3	FMT	A	335	-	2,2,2	0.33	0	1,1,1	0.66	0
4	ACT	A	337	-	1,3,3	2.29	1 (100%)	0,3,3	0.00	-
6	GOL	B	304	-	5,5,5	0.47	0	5,5,5	0.60	0
2	EDO	B	309	-	3,3,3	0.64	0	2,2,2	0.31	0
3	FMT	B	332	-	2,2,2	0.65	0	1,1,1	0.29	0
3	FMT	B	345	-	2,2,2	0.71	0	1,1,1	0.46	0
6	GOL	C	303[A]	-	5,5,5	0.29	0	5,5,5	0.52	0
6	GOL	C	303[B]	-	5,5,5	0.42	0	5,5,5	1.22	0
2	EDO	C	318	-	3,3,3	0.37	0	2,2,2	0.63	0
2	EDO	D	313	-	3,3,3	0.34	0	2,2,2	0.45	0
6	GOL	E	301[A]	-	5,5,5	0.32	0	5,5,5	1.10	0
6	GOL	E	301[B]	-	5,5,5	0.37	0	5,5,5	0.62	0
6	GOL	E	306	-	5,5,5	0.48	0	5,5,5	0.59	0
2	EDO	E	322	-	3,3,3	0.42	0	2,2,2	0.64	0
4	ACT	E	338	-	1,3,3	1.26	0	0,3,3	0.00	-
2	EDO	F	312	-	3,3,3	0.41	0	2,2,2	0.48	0
3	FMT	F	324	-	2,2,2	0.56	0	1,1,1	0.58	0
3	FMT	F	326	-	2,2,2	0.90	0	1,1,1	0.29	0
2	EDO	G	319	-	3,3,3	0.46	0	2,2,2	0.43	0
6	GOL	H	302	-	5,5,5	0.49	0	5,5,5	0.39	0
6	GOL	H	305[A]	-	5,5,5	0.92	0	5,5,5	0.58	0
6	GOL	H	305[B]	-	5,5,5	0.64	0	5,5,5	0.70	0
2	EDO	H	311	-	3,3,3	0.55	0	2,2,2	0.80	0
2	EDO	H	321	-	3,3,3	0.49	0	2,2,2	0.40	0
3	FMT	H	327	-	2,2,2	0.48	0	1,1,1	0.30	0
3	FMT	H	328	-	2,2,2	0.63	0	1,1,1	0.33	0
3	FMT	H	334	-	2,2,2	0.68	0	1,1,1	0.37	0
2	EDO	I	314	-	3,3,3	0.65	0	2,2,2	0.33	0
2	EDO	I	315	-	3,3,3	0.73	0	2,2,2	0.36	0
2	EDO	I	317	-	3,3,3	0.43	0	2,2,2	0.39	0
3	FMT	I	329	-	2,2,2	0.57	0	1,1,1	0.34	0
3	FMT	I	330	-	2,2,2	0.30	0	1,1,1	0.39	0
6	GOL	J	307[A]	-	5,5,5	0.30	0	5,5,5	0.72	0
6	GOL	J	307[B]	-	5,5,5	0.56	0	5,5,5	0.59	0

Mol	Type	Chain	Res	Link	Bond lengths			Bond angles		
					Counts	RMSZ	# Z > 2	Counts	RMSZ	# Z > 2
2	EDO	J	316	-	3,3,3	0.37	0	2,2,2	0.65	0
7	IMD	J	340	-	5,5,5	1.46	2 (40%)	5,5,5	0.45	0
2	EDO	K	308	-	3,3,3	1.05	0	2,2,2	0.50	0
2	EDO	K	323	-	3,3,3	1.15	0	2,2,2	0.14	0
2	EDO	K	324	-	3,3,3	0.98	0	2,2,2	0.77	0
2	EDO	L	320	-	3,3,3	0.63	0	2,2,2	0.58	0
3	FMT	L	331	-	2,2,2	0.70	0	1,1,1	0.29	0
3	FMT	L	336	-	2,2,2	0.35	0	1,1,1	0.37	0
7	IMD	L	339[A]	-	5,5,5	1.48	2 (40%)	5,5,5	0.59	0
7	IMD	L	339[B]	-	5,5,5	1.34	1 (20%)	5,5,5	0.32	0
3	FMT	L	340	-	2,2,2	0.36	0	1,1,1	0.28	0

In the following table, the Chirals column lists the number of chiral outliers, the number of chiral centers analysed, the number of these observed in the model and the number defined in the chemical component dictionary. Similar counts are reported in the Torsion and Rings columns. '-' means no outliers of that kind were identified.

Mol	Type	Chain	Res	Link	Chirals	Torsions	Rings
2	EDO	A	310	-	-	0/1/1/1	0/0/0/0
3	FMT	A	325	-	-	0/0/0/0	0/0/0/0
3	FMT	A	333	-	-	0/0/0/0	0/0/0/0
3	FMT	A	335	-	-	0/0/0/0	0/0/0/0
4	ACT	A	337	-	-	0/0/0/0	0/0/0/0
6	GOL	B	304	-	-	0/4/4/4	0/0/0/0
2	EDO	B	309	-	-	0/1/1/1	0/0/0/0
3	FMT	B	332	-	-	0/0/0/0	0/0/0/0
3	FMT	B	345	-	-	0/0/0/0	0/0/0/0
6	GOL	C	303[A]	-	-	0/4/4/4	0/0/0/0
6	GOL	C	303[B]	-	-	0/4/4/4	0/0/0/0
2	EDO	C	318	-	-	0/1/1/1	0/0/0/0
2	EDO	D	313	-	-	0/1/1/1	0/0/0/0
6	GOL	E	301[A]	-	-	0/4/4/4	0/0/0/0
6	GOL	E	301[B]	-	-	0/4/4/4	0/0/0/0
6	GOL	E	306	-	-	0/4/4/4	0/0/0/0
2	EDO	E	322	-	-	0/1/1/1	0/0/0/0
4	ACT	E	338	-	-	0/0/0/0	0/0/0/0
2	EDO	F	312	-	-	0/1/1/1	0/0/0/0
3	FMT	F	324	-	-	0/0/0/0	0/0/0/0
3	FMT	F	326	-	-	0/0/0/0	0/0/0/0
2	EDO	G	319	-	-	0/1/1/1	0/0/0/0
6	GOL	H	302	-	-	0/4/4/4	0/0/0/0
6	GOL	H	305[A]	-	-	0/4/4/4	0/0/0/0

Continued on next page...

Continued from previous page...

Mol	Type	Chain	Res	Link	Chirals	Torsions	Rings
6	GOL	H	305[B]	-	-	0/4/4/4	0/0/0/0
2	EDO	H	311	-	-	0/1/1/1	0/0/0/0
2	EDO	H	321	-	-	0/1/1/1	0/0/0/0
3	FMT	H	327	-	-	0/0/0/0	0/0/0/0
3	FMT	H	328	-	-	0/0/0/0	0/0/0/0
3	FMT	H	334	-	-	0/0/0/0	0/0/0/0
2	EDO	I	314	-	-	0/1/1/1	0/0/0/0
2	EDO	I	315	-	-	0/1/1/1	0/0/0/0
2	EDO	I	317	-	-	0/1/1/1	0/0/0/0
3	FMT	I	329	-	-	0/0/0/0	0/0/0/0
3	FMT	I	330	-	-	0/0/0/0	0/0/0/0
6	GOL	J	307[A]	-	-	0/4/4/4	0/0/0/0
6	GOL	J	307[B]	-	-	0/4/4/4	0/0/0/0
2	EDO	J	316	-	-	0/1/1/1	0/0/0/0
7	IMD	J	340	-	-	0/0/0/0	0/1/1/1
2	EDO	K	308	-	-	0/1/1/1	0/0/0/0
2	EDO	K	323	-	-	0/1/1/1	0/0/0/0
2	EDO	K	324	-	-	0/1/1/1	0/0/0/0
2	EDO	L	320	-	-	0/1/1/1	0/0/0/0
3	FMT	L	331	-	-	0/0/0/0	0/0/0/0
3	FMT	L	336	-	-	0/0/0/0	0/0/0/0
7	IMD	L	339[A]	-	-	0/0/0/0	0/1/1/1
7	IMD	L	339[B]	-	-	0/0/0/0	0/1/1/1
3	FMT	L	340	-	-	0/0/0/0	0/0/0/0

All (6) bond length outliers are listed below:

Mol	Chain	Res	Type	Atoms	Z	Observed(Å)	Ideal(Å)
7	L	339[A]	IMD	C2-N1	2.42	1.36	1.31
7	J	340	IMD	C2-N1	2.40	1.36	1.31
4	A	337	ACT	CH3-C	2.29	1.52	1.48
7	L	339[B]	IMD	C2-N3	2.25	1.36	1.31
7	L	339[A]	IMD	C2-N3	2.04	1.35	1.31
7	J	340	IMD	C2-N3	2.04	1.35	1.31

There are no bond angle outliers.

There are no chirality outliers.

There are no torsion outliers.

There are no ring outliers.

5.7 Other polymers ⓘ

There are no such residues in this entry.

5.8 Polymer linkage issues

There are no chain breaks in this entry.

6 Fit of model and data ⓘ

6.1 Protein, DNA and RNA chains ⓘ

In the following table, the column labelled ‘#RSRZ > 2’ contains the number (and percentage) of RSRZ outliers, followed by percent RSRZ outliers for the chain as percentile scores relative to all X-ray entries and entries of similar resolution. The OWAB column contains the minimum, median, 95th percentile and maximum values of the occupancy-weighted average B-factor per residue. The column labelled ‘Q < 0.9’ lists the number of (and percentage) of residues with an average occupancy less than 0.9.

Mol	Chain	Analysed	<RSRZ>	#RSRZ > 2	OWAB(Å ²)	Q < 0.9
1	A	126/146 (86%)	-0.39	2 (1%) 68 79	14, 19, 25, 34	0
1	B	126/146 (86%)	-0.30	2 (1%) 68 79	12, 20, 26, 33	0
1	C	126/146 (86%)	-0.16	4 (3%) 45 54	14, 19, 27, 30	0
1	D	128/146 (87%)	-0.12	3 (2%) 57 68	13, 19, 27, 29	0
1	E	127/146 (86%)	-0.17	3 (2%) 56 66	13, 19, 27, 31	0
1	F	128/146 (87%)	-0.20	4 (3%) 47 56	13, 19, 25, 31	0
1	G	126/146 (86%)	-0.28	2 (1%) 68 79	14, 20, 26, 32	0
1	H	126/146 (86%)	-0.33	2 (1%) 68 79	14, 19, 26, 34	0
1	I	126/146 (86%)	-0.35	4 (3%) 45 54	14, 19, 26, 36	0
1	J	127/146 (86%)	-0.17	4 (3%) 47 56	13, 19, 26, 33	0
1	K	127/146 (86%)	-0.42	2 (1%) 68 79	14, 19, 26, 30	0
1	L	127/146 (86%)	-0.30	2 (1%) 68 79	13, 19, 26, 29	0
All	All	1520/1752 (86%)	-0.27	34 (2%) 56 70	12, 19, 27, 36	0

All (34) RSRZ outliers are listed below:

Mol	Chain	Res	Type	RSRZ
1	A	-4	LEU	5.4
1	C	-4[A]	LEU	4.9
1	B	-4	LEU	4.8
1	G	-4	LEU	4.4
1	F	-6	GLU	3.9
1	E	121[A]	ARG	3.9
1	J	-4	LEU	3.8
1	F	121[A]	ARG	3.8
1	I	-4	LEU	3.6
1	D	122	GLN	3.5
1	K	121	ARG	3.3

Continued on next page...

Continued from previous page...

Mol	Chain	Res	Type	RSRZ
1	E	-4	LEU	3.1
1	C	56[A]	ALA	3.1
1	I	57[A]	VAL	3.1
1	H	-4	LEU	2.9
1	F	120	ALA	2.9
1	L	-4	LEU	2.8
1	J	97	GLU	2.8
1	I	56[A]	ALA	2.7
1	D	97[A]	GLU	2.7
1	D	-4	LEU	2.7
1	K	-4	LEU	2.6
1	C	121	ARG	2.6
1	I	97[A]	GLU	2.6
1	B	97[A]	GLU	2.6
1	E	97[A]	GLU	2.5
1	H	121[A]	ARG	2.4
1	J	121[A]	ARG	2.4
1	G	56	ALA	2.3
1	L	120	ALA	2.1
1	C	57[A]	VAL	2.1
1	F	56[A]	ALA	2.0
1	J	56[A]	ALA	2.0
1	A	121	ARG	2.0

6.2 Non-standard residues in protein, DNA, RNA chains ⓘ

There are no non-standard protein/DNA/RNA residues in this entry.

6.3 Carbohydrates ⓘ

There are no carbohydrates in this entry.

6.4 Ligands ⓘ

In the following table, the Atoms column lists the number of modelled atoms in the group and the number defined in the chemical component dictionary. LLDF column lists the quality of electron density of the group with respect to its neighbouring residues in protein, DNA or RNA chains. The B-factors column lists the minimum, median, 95th percentile and maximum values of B factors of atoms in the group. The column labelled 'Q< 0.9' lists the number of atoms with occupancy less than 0.9.

Mol	Type	Chain	Res	Atoms	RSR	LLDF	B-factors(\AA^2)	Q<0.9
4	ACT	E	338	4/4	0.28	25.48	58,58,59,59	0
5	NA	G	341	1/1	0.36	19.30	50,50,50,50	0
6	GOL	J	307[A]	6/6	0.26	16.42	32,34,38,40	6
3	FMT	B	345	3/3	0.52	16.33	82,82,82,82	0
6	GOL	J	307[B]	6/6	0.26	15.44	16,21,24,24	6
3	FMT	L	336	3/3	0.39	13.50	83,83,83,84	0
3	FMT	A	333	3/3	0.25	13.03	45,45,46,47	0
2	EDO	K	324	4/4	0.35	9.39	42,50,50,50	0
2	EDO	K	323	4/4	0.32	8.25	36,47,50,52	0
5	NA	B	344	1/1	0.26	7.99	50,50,50,50	0
6	GOL	H	305[A]	6/6	0.22	6.94	24,31,32,33	6
7	IMD	J	340	5/5	0.15	6.72	47,47,48,48	0
7	IMD	L	339[A]	5/5	0.19	6.64	25,25,26,28	5
6	GOL	B	304	6/6	0.22	6.61	48,49,50,51	0
7	IMD	L	339[B]	5/5	0.19	6.36	30,30,31,32	5
6	GOL	H	305[B]	6/6	0.22	6.16	27,29,29,31	6
3	FMT	A	335	3/3	0.21	6.05	30,30,36,41	0
3	FMT	H	334	3/3	0.20	5.99	52,52,53,53	0
6	GOL	E	301[A]	6/6	0.18	5.73	24,28,29,32	6
6	GOL	E	301[B]	6/6	0.18	5.48	33,34,34,36	6
6	GOL	C	303[B]	6/6	0.17	5.08	18,19,21,22	6
4	ACT	A	337	4/4	0.18	4.91	37,40,40,40	0
3	FMT	H	328	3/3	0.19	4.84	61,61,61,62	0
6	GOL	H	302	6/6	0.19	4.79	46,46,48,49	0
3	FMT	L	340	3/3	0.22	4.44	41,41,44,46	0
2	EDO	K	308	4/4	0.16	4.42	19,26,27,35	0
3	FMT	F	324	3/3	0.18	4.38	51,51,51,52	0
6	GOL	C	303[A]	6/6	0.17	3.99	29,32,33,35	6
2	EDO	I	315	4/4	0.17	3.70	29,29,30,31	0
2	EDO	D	313	4/4	0.13	3.47	24,32,37,38	0
3	FMT	F	326	3/3	0.11	2.86	36,36,38,39	0
2	EDO	C	318	4/4	0.12	2.66	21,28,33,38	0
2	EDO	J	316	4/4	0.10	2.17	21,29,33,37	0
3	FMT	H	327	3/3	0.14	2.06	36,36,36,37	0
3	FMT	B	332	3/3	0.14	2.02	48,48,48,48	0
6	GOL	E	306	6/6	0.14	1.67	20,35,39,45	0
3	FMT	I	329	3/3	0.10	1.65	46,46,47,48	0
2	EDO	F	312	4/4	0.12	1.59	22,31,33,37	0
3	FMT	I	330	3/3	0.17	1.54	28,28,32,36	0
2	EDO	H	321	4/4	0.12	1.40	30,31,32,33	0
3	FMT	A	325	3/3	0.13	1.39	31,31,31,33	0
2	EDO	E	322	4/4	0.10	1.26	22,32,33,37	0

Continued on next page...

Continued from previous page...

Mol	Type	Chain	Res	Atoms	RSR	LLDF	B-factors(\AA^2)	Q<0.9
2	EDO	A	310	4/4	0.14	0.75	45,46,46,47	0
2	EDO	L	320	4/4	0.10	0.73	28,35,36,41	0
2	EDO	G	319	4/4	0.09	0.61	23,30,34,39	0
2	EDO	H	311	4/4	0.09	0.52	23,29,31,37	0
3	FMT	L	331	3/3	0.15	0.50	42,42,44,44	0
2	EDO	I	317	4/4	0.08	0.13	20,26,32,36	0
2	EDO	B	309	4/4	0.10	-0.03	22,22,23,24	0
2	EDO	I	314	4/4	0.08	-0.61	23,25,25,27	0
5	NA	F	342	1/1	0.05	-1.62	30,30,30,30	0
5	NA	A	343	1/1	0.04	-1.89	27,27,27,27	0

6.5 Other polymers ⓘ

There are no such residues in this entry.