



# wwPDB X-ray Structure Validation Summary Report

Feb 28, 2014 – 06:08 PM GMT

PDB ID : 4F9K  
Title : Crystal Structure of human cAMP-dependent protein kinase type I-beta regulatory subunit (fragment 11-73), Northeast Structural Genomics Consortium (NESG) Target HR8613A  
Authors : Kuzin, A.; Lew, S.; Seetharaman, J.; Maglaqui, M.; Xiao, R.; Kohan, E.; Shastry, R.; Everett, J.K.; Acton, T.B.; Montelione, G.T.; Hunt, J.F.; Tong, L.; Northeast Structural Genomics Consortium (NESG)  
Deposited on : 2012-05-18  
Resolution : 2.80 Å(reported)

This is a wwPDB validation summary report for a publicly released PDB entry.

We welcome your comments at [validation@mail.wwpdb.org](mailto:validation@mail.wwpdb.org)

A user guide is available at <http://wwpdb.org/ValidationPDFNotes.html>

---

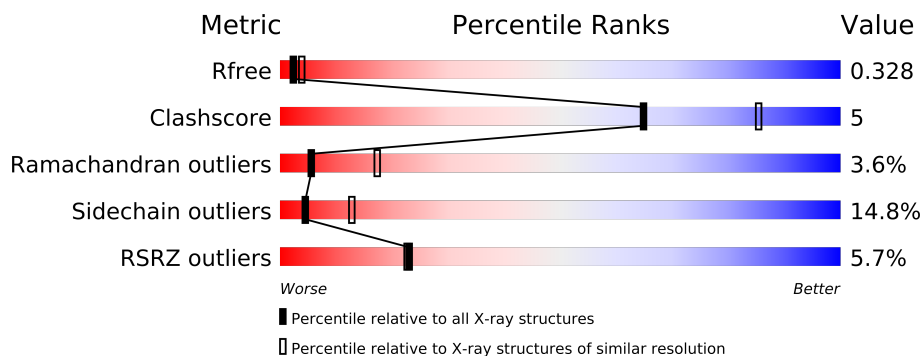
The following versions of software and data (see [references](#)) were used in the production of this report:

MolProbity	:	4.02b-467
Mogul	:	1.15 2013
Xtriage (Phenix)	:	dev-1323
EDS	:	stable22639
Percentile statistics	:	21963
Refmac	:	5.8.0049
CCP4	:	6.3.0 (Settle)
Ideal geometry (proteins)	:	Engh & Huber (2001)
Ideal geometry (DNA, RNA)	:	Parkinson et. al. (1996)
Validation Pipeline (wwPDB-VP)	:	stable22683

# 1 Overall quality at a glance

The reported resolution of this entry is 2.80 Å.

Percentile scores (ranging between 0-100) for global validation metrics of the entry are shown in the following graphic. The table shows the number of entries on which the scores are based.



Metric	Whole archive (#Entries)	Similar resolution (#Entries, resolution range(Å))
$R_{free}$	66092	1799 (2.80-2.80)
Clashscore	79885	2295 (2.80-2.80)
Ramachandran outliers	78287	2252 (2.80-2.80)
Sidechain outliers	78261	2254 (2.80-2.80)
RSRZ outliers	66119	1802 (2.80-2.80)

The table below summarises the geometric issues observed across the polymeric chains and their fit to the electron density. The red, orange, yellow and green segments on the lower bar indicate the fraction of residues that contain outliers for  $\geq 3$ , 2, 1 and 0 types of geometric quality criteria. The upper red bar (where present) indicates the fraction of residues that have poor fit to the electron density.

Mol	Chain	Length	Quality of chain
1	A	95	
1	B	95	
1	C	95	
1	D	95	

## 2 Entry composition

There is only 1 type of molecule in this entry. The entry contains 1906 atoms, of which 0 are hydrogen and 0 are deuterium.

In the tables below, the ZeroOcc column contains the number of atoms modelled with zero occupancy, the AltConf column contains the number of residues with at least one atom in alternate conformation and the Trace column contains the number of residues modelled with at most 2 atoms.

- Molecule 1 is a protein called cAMP-dependent protein kinase type I-beta regulatory subunit.

Mol	Chain	Residues	Atoms						ZeroOcc	AltConf	Trace
1	A	57	Total	C	N	O	S	Se	0	0	0
			477	301	89	83	3	1			
1	B	58	Total	C	N	O	S	Se	0	0	0
			483	304	90	85	3	1			
1	C	58	Total	C	N	O	S	Se	0	0	0
			483	304	90	85	3	1			
1	D	55	Total	C	N	O	S	Se	0	0	0
			463	294	86	79	3	1			

There are 128 discrepancies between the modelled and reference sequences:

Chain	Residue	Modelled	Actual	Comment	Reference
A	-21	MSE	-	EXPRESSION TAG	UNP P31321
A	-20	SER	-	EXPRESSION TAG	UNP P31321
A	-19	GLY	-	EXPRESSION TAG	UNP P31321
A	-18	LEU	-	EXPRESSION TAG	UNP P31321
A	-17	ASN	-	EXPRESSION TAG	UNP P31321
A	-16	ASP	-	EXPRESSION TAG	UNP P31321
A	-15	ILE	-	EXPRESSION TAG	UNP P31321
A	-14	PHE	-	EXPRESSION TAG	UNP P31321
A	-13	GLU	-	EXPRESSION TAG	UNP P31321
A	-12	ALA	-	EXPRESSION TAG	UNP P31321
A	-11	GLN	-	EXPRESSION TAG	UNP P31321
A	-10	LYS	-	EXPRESSION TAG	UNP P31321
A	-9	ILE	-	EXPRESSION TAG	UNP P31321
A	-8	GLU	-	EXPRESSION TAG	UNP P31321
A	-7	TRP	-	EXPRESSION TAG	UNP P31321
A	-6	HIS	-	EXPRESSION TAG	UNP P31321
A	-5	GLU	-	EXPRESSION TAG	UNP P31321
A	-4	HIS	-	EXPRESSION TAG	UNP P31321
A	-3	HIS	-	EXPRESSION TAG	UNP P31321
A	-2	HIS	-	EXPRESSION TAG	UNP P31321
A	-1	HIS	-	EXPRESSION TAG	UNP P31321

*Continued on next page...*

*Continued from previous page...*

Chain	Residue	Modelled	Actual	Comment	Reference
A	0	HIS	-	EXPRESSION TAG	UNP P31321
A	1	HIS	-	EXPRESSION TAG	UNP P31321
A	2	GLU	-	EXPRESSION TAG	UNP P31321
A	3	ASN	-	EXPRESSION TAG	UNP P31321
A	4	LEU	-	EXPRESSION TAG	UNP P31321
A	5	TYR	-	EXPRESSION TAG	UNP P31321
A	6	PHE	-	EXPRESSION TAG	UNP P31321
A	7	GLN	-	EXPRESSION TAG	UNP P31321
A	8	SER	-	EXPRESSION TAG	UNP P31321
A	9	HIS	-	EXPRESSION TAG	UNP P31321
A	10	MSE	-	EXPRESSION TAG	UNP P31321
B	-21	MSE	-	EXPRESSION TAG	UNP P31321
B	-20	SER	-	EXPRESSION TAG	UNP P31321
B	-19	GLY	-	EXPRESSION TAG	UNP P31321
B	-18	LEU	-	EXPRESSION TAG	UNP P31321
B	-17	ASN	-	EXPRESSION TAG	UNP P31321
B	-16	ASP	-	EXPRESSION TAG	UNP P31321
B	-15	ILE	-	EXPRESSION TAG	UNP P31321
B	-14	PHE	-	EXPRESSION TAG	UNP P31321
B	-13	GLU	-	EXPRESSION TAG	UNP P31321
B	-12	ALA	-	EXPRESSION TAG	UNP P31321
B	-11	GLN	-	EXPRESSION TAG	UNP P31321
B	-10	LYS	-	EXPRESSION TAG	UNP P31321
B	-9	ILE	-	EXPRESSION TAG	UNP P31321
B	-8	GLU	-	EXPRESSION TAG	UNP P31321
B	-7	TRP	-	EXPRESSION TAG	UNP P31321
B	-6	HIS	-	EXPRESSION TAG	UNP P31321
B	-5	GLU	-	EXPRESSION TAG	UNP P31321
B	-4	HIS	-	EXPRESSION TAG	UNP P31321
B	-3	HIS	-	EXPRESSION TAG	UNP P31321
B	-2	HIS	-	EXPRESSION TAG	UNP P31321
B	-1	HIS	-	EXPRESSION TAG	UNP P31321
B	0	HIS	-	EXPRESSION TAG	UNP P31321
B	1	HIS	-	EXPRESSION TAG	UNP P31321
B	2	GLU	-	EXPRESSION TAG	UNP P31321
B	3	ASN	-	EXPRESSION TAG	UNP P31321
B	4	LEU	-	EXPRESSION TAG	UNP P31321
B	5	TYR	-	EXPRESSION TAG	UNP P31321
B	6	PHE	-	EXPRESSION TAG	UNP P31321
B	7	GLN	-	EXPRESSION TAG	UNP P31321
B	8	SER	-	EXPRESSION TAG	UNP P31321
B	9	HIS	-	EXPRESSION TAG	UNP P31321

*Continued on next page...*

*Continued from previous page...*

Chain	Residue	Modelled	Actual	Comment	Reference
B	10	MSE	-	EXPRESSION TAG	UNP P31321
C	-21	MSE	-	EXPRESSION TAG	UNP P31321
C	-20	SER	-	EXPRESSION TAG	UNP P31321
C	-19	GLY	-	EXPRESSION TAG	UNP P31321
C	-18	LEU	-	EXPRESSION TAG	UNP P31321
C	-17	ASN	-	EXPRESSION TAG	UNP P31321
C	-16	ASP	-	EXPRESSION TAG	UNP P31321
C	-15	ILE	-	EXPRESSION TAG	UNP P31321
C	-14	PHE	-	EXPRESSION TAG	UNP P31321
C	-13	GLU	-	EXPRESSION TAG	UNP P31321
C	-12	ALA	-	EXPRESSION TAG	UNP P31321
C	-11	GLN	-	EXPRESSION TAG	UNP P31321
C	-10	LYS	-	EXPRESSION TAG	UNP P31321
C	-9	ILE	-	EXPRESSION TAG	UNP P31321
C	-8	GLU	-	EXPRESSION TAG	UNP P31321
C	-7	TRP	-	EXPRESSION TAG	UNP P31321
C	-6	HIS	-	EXPRESSION TAG	UNP P31321
C	-5	GLU	-	EXPRESSION TAG	UNP P31321
C	-4	HIS	-	EXPRESSION TAG	UNP P31321
C	-3	HIS	-	EXPRESSION TAG	UNP P31321
C	-2	HIS	-	EXPRESSION TAG	UNP P31321
C	-1	HIS	-	EXPRESSION TAG	UNP P31321
C	0	HIS	-	EXPRESSION TAG	UNP P31321
C	1	HIS	-	EXPRESSION TAG	UNP P31321
C	2	GLU	-	EXPRESSION TAG	UNP P31321
C	3	ASN	-	EXPRESSION TAG	UNP P31321
C	4	LEU	-	EXPRESSION TAG	UNP P31321
C	5	TYR	-	EXPRESSION TAG	UNP P31321
C	6	PHE	-	EXPRESSION TAG	UNP P31321
C	7	GLN	-	EXPRESSION TAG	UNP P31321
C	8	SER	-	EXPRESSION TAG	UNP P31321
C	9	HIS	-	EXPRESSION TAG	UNP P31321
C	10	MSE	-	EXPRESSION TAG	UNP P31321
D	-21	MSE	-	EXPRESSION TAG	UNP P31321
D	-20	SER	-	EXPRESSION TAG	UNP P31321
D	-19	GLY	-	EXPRESSION TAG	UNP P31321
D	-18	LEU	-	EXPRESSION TAG	UNP P31321
D	-17	ASN	-	EXPRESSION TAG	UNP P31321
D	-16	ASP	-	EXPRESSION TAG	UNP P31321
D	-15	ILE	-	EXPRESSION TAG	UNP P31321
D	-14	PHE	-	EXPRESSION TAG	UNP P31321
D	-13	GLU	-	EXPRESSION TAG	UNP P31321

*Continued on next page...*

*Continued from previous page...*

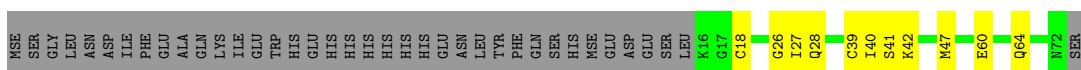
Chain	Residue	Modelled	Actual	Comment	Reference
D	-12	ALA	-	EXPRESSION TAG	UNP P31321
D	-11	GLN	-	EXPRESSION TAG	UNP P31321
D	-10	LYS	-	EXPRESSION TAG	UNP P31321
D	-9	ILE	-	EXPRESSION TAG	UNP P31321
D	-8	GLU	-	EXPRESSION TAG	UNP P31321
D	-7	TRP	-	EXPRESSION TAG	UNP P31321
D	-6	HIS	-	EXPRESSION TAG	UNP P31321
D	-5	GLU	-	EXPRESSION TAG	UNP P31321
D	-4	HIS	-	EXPRESSION TAG	UNP P31321
D	-3	HIS	-	EXPRESSION TAG	UNP P31321
D	-2	HIS	-	EXPRESSION TAG	UNP P31321
D	-1	HIS	-	EXPRESSION TAG	UNP P31321
D	0	HIS	-	EXPRESSION TAG	UNP P31321
D	1	HIS	-	EXPRESSION TAG	UNP P31321
D	2	GLU	-	EXPRESSION TAG	UNP P31321
D	3	ASN	-	EXPRESSION TAG	UNP P31321
D	4	LEU	-	EXPRESSION TAG	UNP P31321
D	5	TYR	-	EXPRESSION TAG	UNP P31321
D	6	PHE	-	EXPRESSION TAG	UNP P31321
D	7	GLN	-	EXPRESSION TAG	UNP P31321
D	8	SER	-	EXPRESSION TAG	UNP P31321
D	9	HIS	-	EXPRESSION TAG	UNP P31321
D	10	MSE	-	EXPRESSION TAG	UNP P31321

### 3 Residue-property plots

These plots are drawn for all protein, RNA and DNA chains in the entry. The first graphic for a chain summarises the proportions of errors displayed in the second graphic. The second graphic shows the sequence view annotated by issues in geometry and electron density. Residues are color-coded according to the number of geometric quality criteria for which they contain at least one outlier: green = 0, yellow = 1, orange = 2 and red = 3 or more. A red dot above a residue indicates a poor fit to the electron density ( $RSRZ > 2$ ). Stretches of 2 or more consecutive residues without any outlier are shown as a green connector. Residues present in the sample, but not in the model, are shown in grey.


- Molecule 1: cAMP-dependent protein kinase type I-beta regulatory subunit

Chain A:




- Molecule 1: cAMP-dependent protein kinase type I-beta regulatory subunit

Chain B:




- Molecule 1: cAMP-dependent protein kinase type I-beta regulatory subunit

Chain C:



- Molecule 1: cAMP-dependent protein kinase type I-beta regulatory subunit

Chain D:



## 4 Data and refinement statistics

Property	Value	Source
Space group	P 21 21 2	Depositor
Cell constants a, b, c, $\alpha$ , $\beta$ , $\gamma$	82.27Å 50.07Å 75.60Å 90.00° 90.00° 90.00°	Depositor
Resolution (Å)	29.30 – 2.80 29.30 – 2.80	Depositor EDS
% Data completeness (in resolution range)	97.1 (29.30-2.80) 97.1 (29.30-2.80)	Depositor EDS
$R_{merge}$	0.06	Depositor
$R_{sym}$	(Not available)	Depositor
$\langle I/\sigma(I) \rangle$ <sup>1</sup>	5.44 (at 2.80Å)	Xtriage
Refinement program	PHENIX (phenix.refine: dev_988)	Depositor
R, $R_{free}$	0.254 , 0.324 0.247 , 0.328	Depositor DCC
$R_{free}$ test set	361 reflections (4.58%)	DCC
Wilson B-factor (Å <sup>2</sup> )	56.6	Xtriage
Anisotropy	0.351	Xtriage
Bulk solvent $k_{sol}$ (e/Å <sup>3</sup> ), $B_{sol}$ (Å <sup>2</sup> )	0.38 , 81.3	EDS
Estimated twinning fraction	No twinning to report.	Xtriage
L-test for twinning	$\langle  L  \rangle = 0.49$ , $\langle L^2 \rangle = 0.33$	Xtriage
Outliers	0 of 7884 reflections	Xtriage
$F_o, F_c$ correlation	0.91	EDS
Total number of atoms	1906	wwPDB-VP
Average B, all atoms (Å <sup>2</sup> )	69.0	wwPDB-VP

Xtriage's analysis on translational NCS is as follows: *The largest off-origin peak in the Patterson function is 12.90% of the height of the origin peak. No significant pseudotranslation is detected.*

<sup>1</sup>Intensities estimated from amplitudes.



## 5 Model quality

### 5.1 Standard geometry

The Z score for a bond length (or angle) is the number of standard deviations the observed value is removed from the expected value. A bond length (or angle) with  $|Z| > 5$  is considered an outlier worth inspection. RMSZ is the root-mean-square of all Z scores of the bond lengths (or angles).

Mol	Chain	Bond lengths		Bond angles	
		RMSZ	$\# Z  > 5$	RMSZ	$\# Z  > 5$
1	A	0.50	0/483	0.67	0/641
1	B	0.58	1/489 (0.2%)	0.71	0/649
1	C	0.51	0/489	0.73	0/649
1	D	0.60	0/469	0.72	0/622
All	All	0.55	1/1930 (0.1%)	0.71	0/2561

All (1) bond length outliers are listed below:

Mol	Chain	Res	Type	Atoms	Z	Observed(Å)	Ideal(Å)
1	B	34	CYS	CB-SG	-6.25	1.71	1.82

There are no bond angle outliers.

There are no chirality outliers.

There are no planarity outliers.

### 5.2 Close contacts

In the following table, the Non-H and H(model) columns list the number of non-hydrogen atoms and hydrogen atoms in the chain respectively. The H(added) column lists the number of hydrogens added by MolProbity. The Clashes column lists the number of clashes within the asymmetric unit, and the number in parentheses is this value normalized per 1000 atoms of the molecule in the chain. The Symm-Clashes column gives symmetry related clashes, in the same way as for the Clashes column.

Mol	Chain	Non-H	H(model)	H(added)	Clashes	Symm-Clashes
1	A	477	0	0	3	0
1	B	483	0	0	3	0
1	C	483	0	0	3	0
1	D	463	0	0	1	0
All	All	1906	0	0	10	0

Clashscore is defined as the number of clashes calculated for the entry per 1000 atoms (including hydrogens) of the entry. The overall clashscore for this entry is 5.

The worst 5 of 10 close contacts within the same asymmetric unit are listed below.

Atom-1	Atom-2	Distance(Å)	Clash(Å)
1:A:26:GLY:O	1:A:28:GLN:N	2.29	0.66
1:C:51:ARG:NH1	1:C:55:GLU:OE2	2.31	0.63
1:A:60:GLU:OE2	1:A:64:GLN:NE2	2.37	0.57
1:D:62:ASN:O	1:D:66:LEU:N	2.48	0.47
1:C:63:ARG:O	1:C:67:ALA:N	2.48	0.46

There are no symmetry-related clashes.

## 5.3 Torsion angles

### 5.3.1 Protein backbone ⓘ

In the following table, the Percentiles column shows the percent Ramachandran outliers of the chain as a percentile score with respect to all X-ray entries followed by that with respect to entries of similar resolution. The Analysed column shows the number of residues for which the backbone conformation was analysed, and the total number of residues.

Mol	Chain	Analysed	Favoured	Allowed	Outliers	Percentiles	
1	A	55/95 (58%)	49 (89%)	4 (7%)	2 (4%)	5	17
1	B	56/95 (59%)	55 (98%)	1 (2%)	0	100	100
1	C	56/95 (59%)	50 (89%)	2 (4%)	4 (7%)	2	4
1	D	53/95 (56%)	44 (83%)	7 (13%)	2 (4%)	5	15
All	All	220/380 (58%)	198 (90%)	14 (6%)	8 (4%)	5	17

5 of 8 Ramachandran outliers are listed below:

Mol	Chain	Res	Type
1	A	27	ILE
1	C	30	VAL
1	C	18	CYS
1	C	72	ASN
1	D	67	ALA

### 5.3.2 Protein sidechains ⓘ

In the following table, the Percentiles column shows the percent sidechain outliers of the chain as a percentile score with respect to all X-ray entries followed by that with respect to entries of similar resolution. The Analysed column shows the number of residues for which the sidechain conformation was analysed, and the total number of residues.

Mol	Chain	Analysed	Rotameric	Outliers	Percentiles	
1	A	54/87 (62%)	51 (94%)	3 (6%)	30	64
1	B	55/87 (63%)	48 (87%)	7 (13%)	6	19
1	C	55/87 (63%)	47 (86%)	8 (14%)	5	13
1	D	52/87 (60%)	38 (73%)	14 (27%)	1	2
All	All	216/348 (62%)	184 (85%)	32 (15%)	4	13

5 of 32 residues with a non-rotameric sidechain are listed below:

Mol	Chain	Res	Type
1	C	45	ARG
1	C	70	LYS
1	D	65	ILE
1	C	66	LEU
1	D	20	LEU

Some sidechains can be flipped to improve hydrogen bonding and reduce clashes. There are no such sidechains identified.

### 5.3.3 RNA ⓘ

There are no RNA chains in this entry.

## 5.4 Non-standard residues in protein, DNA, RNA chains ⓘ

There are no non-standard protein/DNA/RNA residues in this entry.

## 5.5 Carbohydrates ⓘ

There are no carbohydrates in this entry.

## 5.6 Ligand geometry ⓘ

There are no ligands in this entry.

## 5.7 Other polymers ⓘ

There are no such residues in this entry.

## 5.8 Polymer linkage issues

There are no chain breaks in this entry.

## 6 Fit of model and data ⓘ

### 6.1 Protein, DNA and RNA chains ⓘ

In the following table, the column labelled ‘#RSRZ> 2’ contains the number (and percentage) of RSRZ outliers, followed by percent RSRZ outliers for the chain as percentile scores relative to all X-ray entries and entries of similar resolution. The OWAB column contains the minimum, median, 95<sup>th</sup> percentile and maximum values of the occupancy-weighted average B-factor per residue. The column labelled ‘Q< 0.9’ lists the number of (and percentage) of residues with an average occupancy less than 0.9.

Mol	Chain	Analysed	<RSRZ>	#RSRZ>2	OWAB(Å <sup>2</sup> )	Q<0.9
1	A	57/95 (60%)	-0.02	0 100 100	44, 64, 102, 120	0
1	B	58/95 (61%)	0.12	3 (5%) 26 26	42, 61, 108, 166	0
1	C	58/95 (61%)	0.36	7 (12%) 5 4	41, 69, 129, 133	0
1	D	55/95 (57%)	0.09	3 (5%) 24 24	39, 58, 104, 126	0
All	All	228/380 (60%)	0.14	13 (5%) 23 23	39, 63, 111, 166	0

The worst 5 of 13 RSRZ outliers are listed below:

Mol	Chain	Res	Type	RSRZ
1	B	73	SER	6.7
1	C	73	SER	3.9
1	B	72	ASN	3.7
1	D	68	ARG	3.6
1	C	69	GLN	3.0

### 6.2 Non-standard residues in protein, DNA, RNA chains ⓘ

There are no non-standard protein/DNA/RNA residues in this entry.

### 6.3 Carbohydrates ⓘ

There are no carbohydrates in this entry.

### 6.4 Ligands ⓘ

There are no ligands in this entry.

## 6.5 Other polymers ⓘ

There are no such residues in this entry.