



# Full wwPDB X-ray Structure Validation Report

Feb 28, 2014 – 07:03 AM GMT

PDB ID : 1HQM  
Title : CRYSTAL STRUCTURE OF THERMUS AQUATICUS CORE RNA POLYMERASE-INCLUDES COMPLETE STRUCTURE WITH SIDE-CHAINS (EXCEPT FOR DISORDERED REGIONS)-FURTHER REFINED FROM ORIGINAL DEPOSITION-CONTAINS ADDITIONAL SEQUENCE INFORMATION  
Authors : Minakhin, L.; Bhagat, S.; Brunning, A.; Campbell, E.A.; Darst, S.A.; Ebright, R.H.; Severinov, K.  
Deposited on : 2000-12-18  
Resolution : 3.30 Å(reported)

This is a full wwPDB validation report for a publicly released PDB entry.  
We welcome your comments at [validation@mail.wwpdb.org](mailto:validation@mail.wwpdb.org)  
A user guide is available at <http://wwpdb.org/ValidationPDFNotes.html>

---

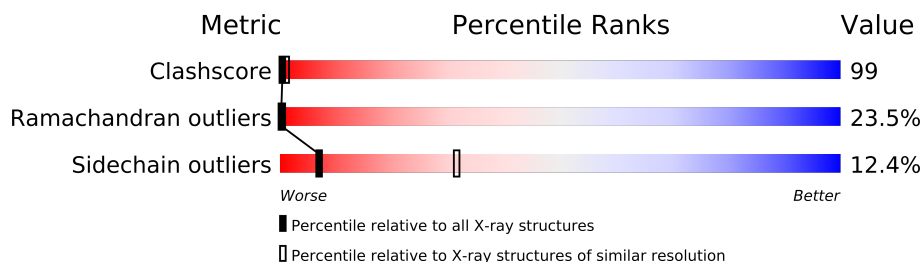
The following versions of software and data (see [references](#)) were used in the production of this report:

MolProbity : 4.02b-467  
Mogul : 1.15 2013  
Xtriage (Phenix) : **NOT EXECUTED**  
EDS : **NOT EXECUTED**  
Percentile statistics : 21963  
Ideal geometry (proteins) : Engh & Huber (2001)  
Ideal geometry (DNA, RNA) : Parkinson et. al. (1996)  
Validation Pipeline (wwPDB-VP) : stable22683

# 1 Overall quality at a glance

The reported resolution of this entry is 3.30 Å.

Percentile scores (ranging between 0-100) for global validation metrics of the entry are shown in the following graphic. The table shows the number of entries on which the scores are based.



Metric	Whole archive (#Entries)	Similar resolution (#Entries, resolution range(Å))
Clashscore	79885	1696 (3.40-3.20)
Ramachandran outliers	78287	1664 (3.40-3.20)
Sidechain outliers	78261	1662 (3.40-3.20)

The table below summarises the geometric issues observed across the polymeric chains and their fit to the electron density. The red, orange, yellow and green segments on the lower bar indicate the fraction of residues that contain outliers for  $\geq 3$ , 2, 1 and 0 types of geometric quality criteria. The upper red bar (where present) indicates the fraction of residues that have poor fit to the electron density.

Note EDS was not executed.

Mol	Chain	Length	Quality of chain
1	A	313	
1	B	313	
2	C	1119	
3	D	1265	
4	E	99	

## 2 Entry composition

There are 6 unique types of molecules in this entry. The entry contains 21254 atoms, of which 0 are hydrogen and 0 are deuterium.

In the tables below, the ZeroOcc column contains the number of atoms modelled with zero occupancy, the AltConf column contains the number of residues with at least one atom in alternate conformation and the Trace column contains the number of residues modelled with at most 2 atoms.

- Molecule 1 is a protein called DNA-DIRECTED RNA POLYMERASE.

Mol	Chain	Residues	Atoms					ZeroOcc	AltConf	Trace
1	A	223	Total	C	N	O	S	0	0	0
			1750	1118	302	328	2			
1	B	229	Total	C	N	O	S	0	0	0
			1776	1135	305	334	2			

There are 10 discrepancies between the modelled and reference sequences:

Chain	Residue	Modelled	Actual	Comment	Reference
A	?	-	LYS	DELETION	UNP Q9KWU8
A	93	ARG	MET	CONFLICT	UNP Q9KWU8
A	94	TRP	ALA	CONFLICT	UNP Q9KWU8
A	95	ARG	SER	CONFLICT	UNP Q9KWU8
A	111	VAL	GLY	CONFLICT	UNP Q9KWU8
B	?	-	LYS	DELETION	UNP Q9KWU8
B	93	ARG	MET	CONFLICT	UNP Q9KWU8
B	94	TRP	ALA	CONFLICT	UNP Q9KWU8
B	95	ARG	SER	CONFLICT	UNP Q9KWU8
B	111	VAL	GLY	CONFLICT	UNP Q9KWU8

- Molecule 2 is a protein called DNA-DIRECTED RNA POLYMERASE.

Mol	Chain	Residues	Atoms					ZeroOcc	AltConf	Trace
2	C	1113	Total	C	N	O	S	12	0	0
			8508	5386	1514	1585	23			

There are 2 discrepancies between the modelled and reference sequences:

Chain	Residue	Modelled	Actual	Comment	Reference
C	2	LYS	GLU	CONFLICT	GB 7573273
C	?	-	GLU	DELETION	GB 7573273

- Molecule 3 is a protein called DNA-DIRECTED RNA POLYMERASE.

Mol	Chain	Residues	Atoms					ZeroOcc	AltConf	Trace
3	D	1175	Total	C	N	O	S	17	0	0
			8499	5328	1549	1595	27			

There are 8 discrepancies between the modelled and reference sequences:

Chain	Residue	Modelled	Actual	Comment	Reference
D	119	PHE	SER	CONFLICT	GB 10803423
D	863	THR	VAL	CONFLICT	GB 10803423
D	866	THR	VAL	CONFLICT	GB 10803423
D	876	ASN	SER	CONFLICT	GB 10803423
D	947	ILE	-	INSERTION	GB 10803423
D	1010	ASN	LYS	CONFLICT	GB 10803423
D	1117	LYS	ASN	CONFLICT	GB 10803423
D	1389	PRO	ARG	CONFLICT	GB 10803423

- Molecule 4 is a protein called DNA-DIRECTED RNA POLYMERASE.

Mol	Chain	Residues	Atoms					ZeroOcc	AltConf	Trace
4	E	98	Total	C	N	O	S	0	0	0
			719	453	132	130	4			

- Molecule 5 is MAGNESIUM ION (three-letter code: MG) (formula: Mg).

Mol	Chain	Residues	Atoms		ZeroOcc	AltConf
5	D	1	Total	Mg	0	0
			1	1		

- Molecule 6 is ZINC ION (three-letter code: ZN) (formula: Zn).

Mol	Chain	Residues	Atoms		ZeroOcc	AltConf
6	D	1	Total	Zn	0	0
			1	1		

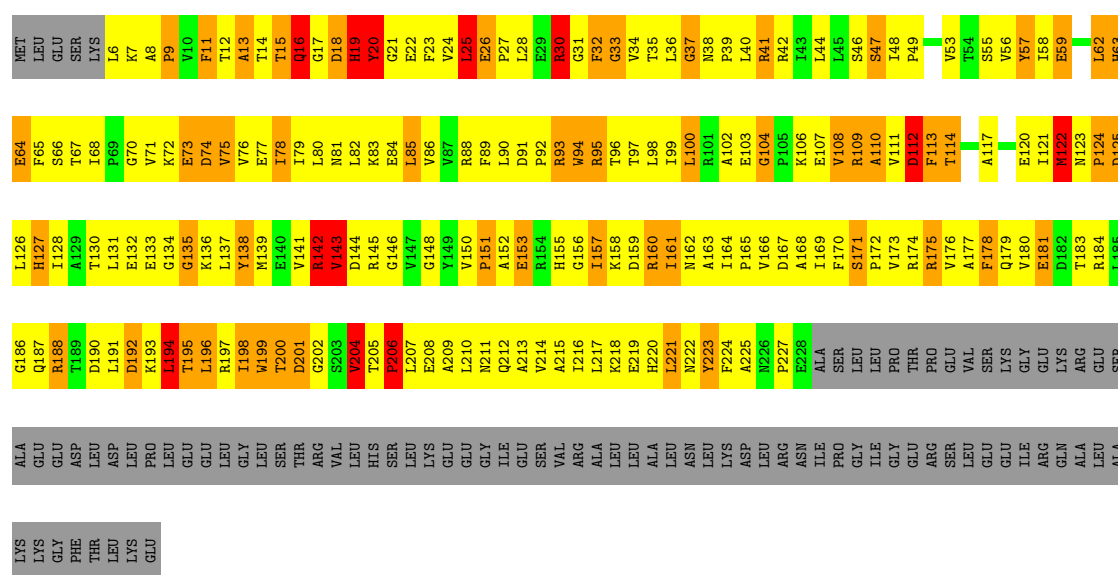
### 3 Residue-property plots

These plots are drawn for all protein, RNA and DNA chains in the entry. The first graphic for a chain summarises the proportions of errors displayed in the second graphic. The second graphic shows the sequence view annotated by issues in geometry and electron density. Residues are color-coded according to the number of geometric quality criteria for which they contain at least one outlier: green = 0, yellow = 1, orange = 2 and red = 3 or more. A red dot above a residue indicates a poor fit to the electron density ( $RSRZ > 2$ ). Stretches of 2 or more consecutive residues without any outlier are shown as a green connector. Residues present in the sample, but not in the model, are shown in grey.

Note EDS was not executed.

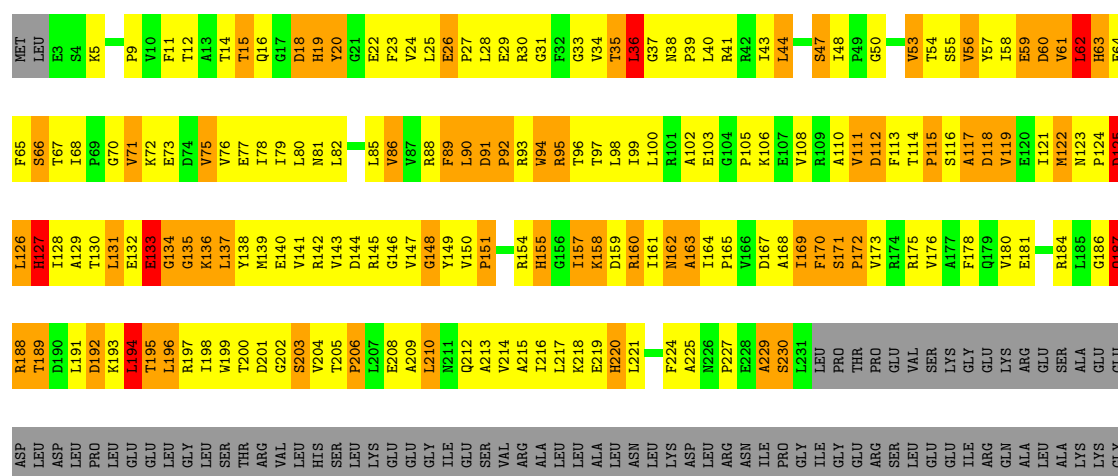
#### • Molecule 1: DNA-DIRECTED RNA POLYMERASE

Chain A:



#### • Molecule 1: DNA-DIRECTED RNA POLYMERASE

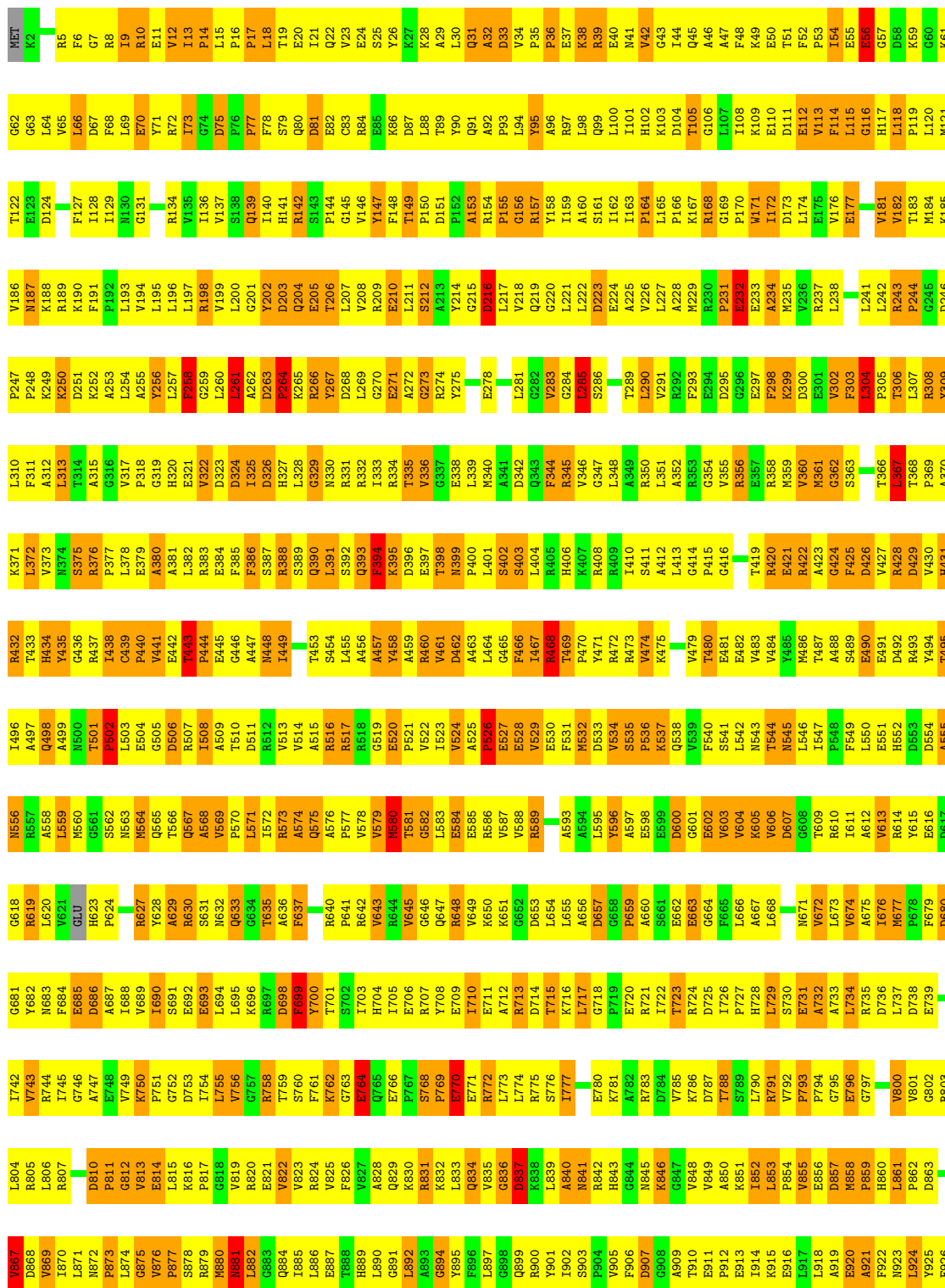
Chain B:



PHE  
THR  
LEU  
LYS  
GLU

- Molecule 2: DNA-DIRECTED RNA POLYMERASE

Chain C:

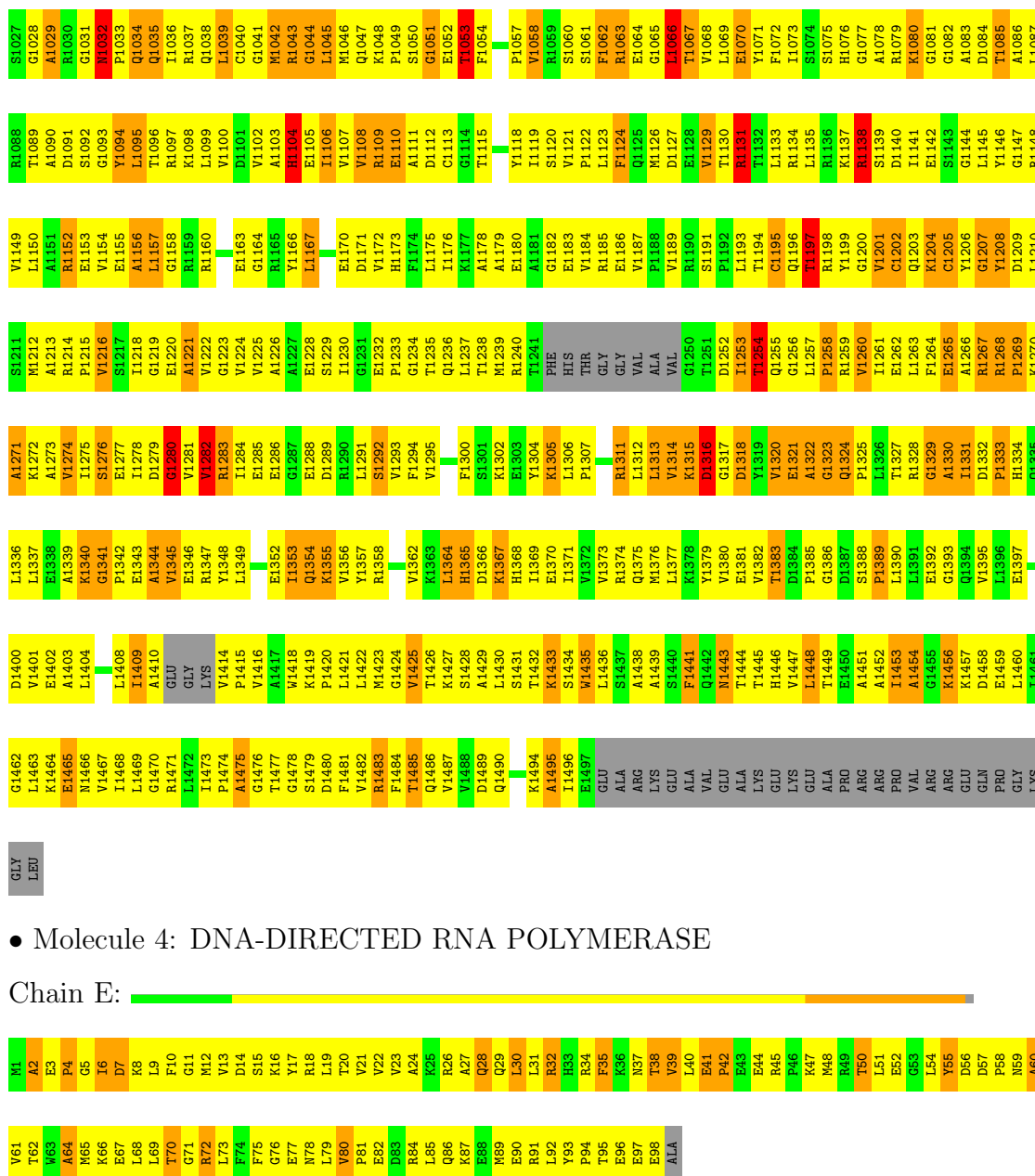


SHR	T1054	F993	G927
LYS	<b>T1055</b>	1994	K928
ARG	K1056	M995	R929
	S1057	K996	
	D1058	E997	E932
	D1059	Y998	G933
	I1060	H999	F934
	E1061	M1000	G935
	K1062	V1001	Y936
	R1063	E1002	D937
	N1064	D1003	X938
	A1065	K1004	R939
	A1066	M1005	E940
	Y1067		
	K1068	R1008	Y943
	A1069	S1009	L944
	T1070	A1010	A945
	I1071	G1011	R946
	K1072	<b>P1012</b>	<b>X947</b>
		Y1013	E948
	D1075	L1014	K949
	V1076	L1015	L950
	P1077	T1016	G951
	E1078	T1017	L952
	P1079	Q1018	Y953
	S1080	<b>Q1019</b>	
	Y1081	P1020	K957
		L1021	S958
	F1085	ASN	P959
	A1086	G1023	E960
	V1087	K1024	E961
	L1088	A1025	Q962
	V1089	Q1026	L963
	E1091	<b>F1027</b>	<b>X964</b>
	L1092	G1028	E965
	Q1093	Q1030	L966
	<b>A1094</b>	R1031	P967
	L1095	F1032	D968
	L1096	G1033	L969
	L1097	E1034	X971
	D1098	M1035	Y972
	V1099	E1036	V973
	<b>Q1100</b>	V1037	L974
	T1101	W1038	Y975
	D1102	A1039	D976
	L1103	L1040	G977
	<b>E1104</b>	PRO	<b>X978</b>
	L1105	A1042	
	D1106	Y1043	F981
	N1107	<b>G1044</b>	F982
	P1108	A1045	F983
	V1109	A1046	E984
	D1110	H1047	
	<b>I1111</b>	T1048	Y987
	<b>F1112</b>	L1049	Y988
	E1113	Q1050	V989
	G1114	E1051	G990
	L1115	M1052	Q991
	ALA	L1053	Y992

## • Molecule 3: DNA-DIRECTED RNA POLYMERASE

Chain D:

MET	Y1238	K466	PRO	R837	K654	A715	E776	L839	P905	E966
LYS	F1239	E467	MEI	G888	P655	F716	P777	K840	Q906	E967
K3	L468	D469	VAL	S889	L657	Q717	L778	F941	E907	<b>X968</b>
	K131	L470	GLN	P590	L658	P718	A779	<b>V942</b>	K908	<b>D989</b>
	V8	E69	VAL		K659	V719	K780	F943	N909	R970
	R9	E471	ASP	E597	K660	<b>L720</b>	<b>R783</b>	A844	S910	K971
	I10	K472	GLY	R598	E662	<b>E722</b>	D784	<b>X845</b>	L911	L972
	A11	L473	GLY	P599	S661	Q724		P946	K912	R973
		L474	ARG	L800	E663	Q725			D913	<b>Q974</b>
		<b>R475</b>	PHE	S602	K664	<b>S726</b>		A849	L914	Y975
	S14	L477	A536	L603	A665	<b>L726</b>			V915	E976
	P15	L478	T537	T604	E666	Q727		A852	Y916	Q977
	K17	L479	S538	D605	A667	L728		<b>A854</b>		A978
	I18	E79	D539	D606	P668	L729		V853	F919	Y979
		V80	L540	L607	E669	H729		<b>A854</b>	L920	E980
		R82	N541	S608	V670	Q730		R855	R921	M981
		S83	D542		K671	L731		L857	L922	
		T84	L543		A672	V732		L858	G923	
		V85	Y544		A673	C733		D859	M924	
		R86	R545		A674	E734		L860	E925	
		R87	R485		A675	A735		Q861	K926	
		Y88	L547		R676	F736		D862	T927	
		K28	R488		M676	Q737		T863	A928	
		R90	R489		L677	A738		<b>V864</b>	R929	
		P28	N549		E678	<b>A738</b>		T865	L930	
		E30	A490		R679	D739		T866	L931	
		T31	K491		A680	F740				
		H92	A492		Q680				D932	
		I93	R493		K681	D743			A933	
		TYR	L554		D682	Q744			L934	
		ARG	K555		L683	M745			K935	
		THR	L496		K684	<b>A746</b>			Y936	
		LEU	A497		D685	V747			Y937	
		LYS	V498		E686	H748			G938	
		PRO	A99		G626	<b>V749</b>			F939	
		GLU	R500		R627	P750			T940	
		ASP	A100		Q688				P877	
		GLY			A501	L751			G878	
		ARG			F502	<b>D689</b>			<b>R879</b>	
		ASP			L503	S752			<b>S942</b>	
		GLY			D504	S753			T943	
		ASP			S505	F754			T944	
		GLU			G506	A755			S945	
		ASP			N507	Q756			G946	
		GLU			R508	A757			L947	
		ARG			P509	E758			<b>F948</b>	
		ILE			E510	<b>A759</b>			T949	
		PHE			K571	R760			L950	
		GLY			R572	<b>I761</b>			G951	
		ALA			M573	Q762			L952	
		LYS			L574	M763			D953	
		ASP			C642	L764			D954	
		GLU			Q543	S765			A955	
		LYS			E576	A766			V956	
		TYR			A577	H767			L957	
		GLU			D579	<b>N768</b>			P958	
		ASP			P519	L769			G959	
		ALA			M456	R647			E960	
		LYS			L520	V581			L961	
		GLY			E515	<b>E582</b>			Q962	
		TYR			A516	L583			R963	
		GLU			V517	D584			A1024	
		CYS			P518	E585			Y964	
		ALA			<b>V519</b>	R647			Q1026	
		GLY			L520	V581			Y1022	
		LYS			E515	<b>E582</b>			Q1023	
		GLY			P521	L583			M1024	
		GLY			E524	D583			Y1025	
		TYR			Q125	E463			L1115	
		LYS			V126	L464			ALA	
		LYS			L127	L465				



- Molecule 4: DNA-DIRECTED RNA POLYMERASE

Chain E:



## 4 Data and refinement statistics

Xtriage (Phenix) and EDS were not executed - this section will therefore be incomplete.

Property	Value	Source
Space group	P 41 21 2	Depositor
Cell constants a, b, c, $\alpha$ , $\beta$ , $\gamma$	200.76Å 200.76Å 292.94Å 90.00° 90.00° 90.00°	Depositor
Resolution (Å)	8.00 – 3.30	Depositor
% Data completeness (in resolution range)	(Not available) (8.00-3.30)	Depositor
$R_{merge}$	0.10	Depositor
$R_{sym}$	(Not available)	Depositor
Refinement program	CNS 0.9	Depositor
R, $R_{free}$	0.300 , 0.360	Depositor
Estimated twinning fraction	No twinning to report.	Xtriage
Total number of atoms	21254	wwPDB-VP
Average B, all atoms (Å <sup>2</sup> )	80.0	wwPDB-VP

## 5 Model quality

### 5.1 Standard geometry

Bond lengths and bond angles in the following residue types are not validated in this section: ZN, MG

The Z score for a bond length (or angle) is the number of standard deviations the observed value is removed from the expected value. A bond length (or angle) with  $|Z| > 5$  is considered an outlier worth inspection. RMSZ is the root-mean-square of all Z scores of the bond lengths (or angles).

Mol	Chain	Bond lengths		Bond angles	
		RMSZ	# Z  >5	RMSZ	# Z  >5
1	A	0.42	0/1786	0.77	0/2434
1	B	0.39	0/1812	0.74	0/2471
2	C	0.42	0/8672	0.78	5/11752 (0.0%)
3	D	0.42	0/8437	0.78	14/11443 (0.1%)
4	E	0.35	0/730	0.65	0/991
All	All	0.41	0/21437	0.77	19/29091 (0.1%)

Chiral center outliers are detected by calculating the chiral volume of a chiral center and verifying if the center is modelled as a planar moiety or with the opposite hand. A planarity outlier is detected by checking planarity of atoms in a peptide group, atoms in a mainchain group or atoms of a sidechain that are expected to be planar.

Mol	Chain	#Chirality outliers	#Planarity outliers
1	A	0	1
2	C	0	1
All	All	0	2

There are no bond length outliers.

All (19) bond angle outliers are listed below:

Mol	Chain	Res	Type	Atoms	Z	Observed(°)	Ideal(°)
3	D	834	THR	N-CA-C	-6.40	93.72	111.00
3	D	137	PRO	N-CA-CB	6.22	110.77	103.30
2	C	580	MET	N-CA-C	6.19	127.70	111.00
2	C	836	GLY	N-CA-C	-6.04	97.99	113.10
2	C	329	GLY	N-CA-C	-5.97	98.17	113.10
3	D	1280	GLY	N-CA-C	5.83	127.66	113.10
3	D	639	LEU	N-CA-C	-5.70	95.62	111.00
3	D	1205	CYS	N-CA-C	-5.66	95.72	111.00
2	C	831	ARG	N-CA-C	5.58	126.05	111.00

*Continued on next page...*

*Continued from previous page...*

Mol	Chain	Res	Type	Atoms	Z	Observed(°)	Ideal(°)
3	D	29	PRO	N-CA-CB	5.57	109.98	103.30
3	D	512	MET	N-CA-C	-5.51	96.12	111.00
2	C	73	ILE	N-CA-C	-5.42	96.38	111.00
3	D	1066	LEU	CA-CB-CG	5.40	127.73	115.30
3	D	109	PRO	N-CA-CB	5.37	109.74	103.30
3	D	98	PRO	N-CA-CB	5.31	109.67	103.30
3	D	1043	ARG	N-CA-C	-5.29	96.71	111.00
3	D	1066	LEU	N-CA-C	-5.25	96.83	111.00
3	D	146	PRO	N-CA-CB	5.23	109.58	103.30
3	D	1070	GLU	N-CA-C	-5.21	96.94	111.00

There are no chirality outliers.

All (2) planarity outliers are listed below:

Mol	Chain	Res	Type	Group
1	A	138	TYR	Sidechain
2	C	975	TYR	Sidechain

## 5.2 Close contacts ⓘ

In the following table, the Non-H and H(model) columns list the number of non-hydrogen atoms and hydrogen atoms in the chain respectively. The H(added) column lists the number of hydrogens added by MolProbity. The Clashes column lists the number of clashes within the asymmetric unit, and the number in parentheses is this value normalized per 1000 atoms of the molecule in the chain. The Symm-Clashes column gives symmetry related clashes, in the same way as for the Clashes column.

Mol	Chain	Non-H	H(model)	H(added)	Clashes	Symm-Clashes
1	A	1750	0	1759	403	0
1	B	1776	0	1776	323	0
2	C	8508	0	8418	1886	0
3	D	8499	0	7993	1651	0
4	E	719	0	685	125	0
5	D	1	0	0	0	0
6	D	1	0	0	0	0
All	All	21254	0	20631	4161	0

Clashscore is defined as the number of clashes calculated for the entry per 1000 atoms (including hydrogens) of the entry. The overall clashscore for this entry is 99.

All (4161) close contacts within the same asymmetric unit are listed below.

Atom-1	Atom-2	Distance(Å)	Clash(Å)
3:D:1020:PRO:HB2	3:D:1023:VAL:HB	1.20	1.18
2:C:508:ILE:H	2:C:508:ILE:HD13	1.10	1.15
2:C:438:ILE:HG21	2:C:470:PRO:HB3	1.22	1.15
2:C:605:LYS:HG2	2:C:606:VAL:H	1.05	1.14
2:C:262:ALA:HB1	2:C:266:ARG:HD2	1.23	1.14
1:A:41:ARG:HB3	1:A:41:ARG:HH11	1.03	1.12
3:D:483:HIS:H	3:D:484:PRO:HD2	1.10	1.12
3:D:129:PHE:HA	3:D:454:ALA:HB1	1.19	1.12
3:D:1148:ARG:HB3	3:D:1189:VAL:HG21	1.32	1.11
3:D:860:LEU:HA	3:D:877:PRO:HG2	1.16	1.11
3:D:772:PRO:HG3	3:D:778:LEU:HB2	1.24	1.10
2:C:438:ILE:HD13	2:C:470:PRO:HD3	1.32	1.10
3:D:890:VAL:HG11	3:D:922:LEU:HD13	1.23	1.10
2:C:256:TYR:HA	2:C:260:LEU:HD13	1.28	1.10
3:D:879:ARG:HG3	3:D:904:VAL:HG22	1.26	1.09
2:C:12:VAL:HG12	2:C:13:ILE:H	0.97	1.08
1:B:26:GLU:HB3	1:B:27:PRO:HD3	1.25	1.08
3:D:1080:LYS:HG3	3:D:1081:GLY:H	0.99	1.07
3:D:1035:GLN:HA	3:D:1035:GLN:HE21	1.16	1.07
2:C:580:MET:HB2	2:C:584:GLU:HG3	1.34	1.07
3:D:1025:ALA:HA	3:D:1029:ALA:HB3	1.32	1.06
1:A:157:ILE:HD11	1:A:160:ARG:HE	1.19	1.06
2:C:892:LEU:HD23	2:C:892:LEU:H	1.17	1.06
2:C:253:ALA:HA	2:C:256:TYR:HB2	1.27	1.05
1:A:62:LEU:HD12	1:A:62:LEU:H	1.19	1.05
1:A:26:GLU:HB3	1:A:27:PRO:CD	1.85	1.05
3:D:862:ASP:HA	3:D:876:ASN:HB3	1.38	1.05
2:C:630:ARG:HB3	2:C:705:ILE:HD11	1.35	1.04
2:C:159:ILE:HD11	2:C:310:LEU:HD22	1.39	1.04
3:D:521:PRO:HG2	3:D:522:PRO:HD3	1.35	1.04
2:C:969:LEU:HD13	3:D:952:ILE:HB	1.33	1.04
2:C:195:LEU:HB2	2:C:227:LEU:HD13	1.38	1.04
2:C:110:GLU:HG2	2:C:369:PRO:HG2	1.38	1.03
2:C:813:VAL:HG12	2:C:814:GLU:H	1.24	1.03
2:C:551:GLU:HG3	2:C:906:PHE:HD2	1.21	1.03
1:B:26:GLU:HB3	1:B:27:PRO:CD	1.85	1.03
2:C:110:GLU:CG	2:C:369:PRO:HG2	1.89	1.03
2:C:605:LYS:HG3	2:C:612:ALA:H	1.20	1.02
2:C:605:LYS:HA	2:C:612:ALA:HB3	1.07	1.02
3:D:1460:LEU:HB3	3:D:1466:ASN:HD21	1.19	1.01
3:D:1281:VAL:HG13	3:D:1316:ASP:HA	1.42	1.01
3:D:1016:TYR:HA	3:D:1019:ASN:HD22	1.24	1.01
3:D:1016:TYR:HB3	3:D:1020:PRO:HD3	1.41	1.01

Continued on next page...

*Continued from previous page...*

Atom-1	Atom-2	Distance(Å)	Clash(Å)
1:A:41:ARG:HB3	1:A:41:ARG:NH1	1.76	1.01
3:D:1253:ILE:HD12	3:D:1270:LYS:HB2	1.41	1.00
2:C:15:LEU:HD21	2:C:461:VAL:HG21	1.43	1.00
3:D:1281:VAL:HG12	3:D:1282:VAL:HG23	1.41	1.00
2:C:376:ARG:H	2:C:377:PRO:HD2	1.26	1.00
2:C:502:PRO:HB2	2:C:507:ARG:CZ	1.91	1.00
2:C:701:THR:HG22	2:C:832:LYS:HA	1.44	1.00
2:C:257:LEU:HD13	2:C:264:PRO:HG3	1.42	1.00
2:C:17:PRO:HG2	2:C:19:THR:H	1.23	1.00
2:C:99:GLN:HB3	2:C:109:LYS:HG2	1.41	1.00
3:D:772:PRO:CG	3:D:778:LEU:HB2	1.91	0.99
1:A:157:ILE:HG23	1:A:158:LYS:H	1.27	0.99
2:C:597:ALA:HA	2:C:614:ARG:NH1	1.77	0.99
3:D:1080:LYS:HG3	3:D:1081:GLY:N	1.78	0.98
3:D:795:VAL:HG23	3:D:904:VAL:HG11	1.42	0.98
2:C:1060:ILE:HG22	2:C:1064:ASN:HD21	1.27	0.98
2:C:613:VAL:HG11	2:C:619:ARG:HD2	1.43	0.98
2:C:889:HIS:CE1	3:D:951:GLY:H	1.81	0.98
2:C:159:ILE:HG12	2:C:310:LEU:HD13	1.42	0.97
2:C:654:LEU:HD11	2:C:657:ASP:HA	1.45	0.97
2:C:211:LEU:HD22	2:C:304:LEU:HD12	1.45	0.97
3:D:901:GLN:HB2	3:D:905:PRO:HG3	1.44	0.97
2:C:631:SER:HB2	2:C:635:THR:H	1.30	0.96
2:C:841:ASN:HD21	2:C:845:ASN:H	1.12	0.96
2:C:672:VAL:HG22	2:C:868:ASP:OD2	1.64	0.96
3:D:1267:ARG:O	3:D:1269:PRO:HD3	1.63	0.96
2:C:438:ILE:CG2	2:C:470:PRO:HB3	1.95	0.96
2:C:796:GLU:HG3	3:D:681:ARG:HH12	1.28	0.96
1:B:149:TYR:HE1	1:B:169:ILE:HG22	1.30	0.96
3:D:948:ILE:HD13	3:D:948:ILE:H	1.29	0.96
2:C:13:ILE:HG22	2:C:14:PRO:HD2	1.46	0.96
2:C:208:VAL:HG11	2:C:218:VAL:HG11	1.45	0.95
2:C:579:VAL:HG21	2:C:887:GLU:HG3	1.47	0.95
2:C:918:LEU:HD22	2:C:968:ASP:HA	1.48	0.95
3:D:1232:GLU:HB3	3:D:1233:PRO:HD3	1.46	0.95
3:D:1096:THR:O	3:D:1100:VAL:HG23	1.66	0.95
1:A:16:GLN:HE21	1:A:17:GLY:H	1.06	0.95
2:C:1045:ALA:HB1	2:C:1048:THR:HB	1.46	0.95
2:C:845:ASN:HD22	2:C:884:GLN:HE22	0.96	0.95
3:D:879:ARG:NH1	3:D:904:VAL:HA	1.81	0.95
2:C:162:ILE:HA	2:C:171:TRP:HZ3	1.28	0.95
3:D:1365:HIS:CG	3:D:1366:ASP:H	1.84	0.94

*Continued on next page...*

*Continued from previous page...*

Atom-1	Atom-2	Distance(Å)	Clash(Å)
2:C:101:ILE:HG22	2:C:102:HIS:H	1.31	0.94
2:C:12:VAL:HG12	2:C:13:ILE:N	1.80	0.94
1:B:85:LEU:HA	1:B:123:ASN:HD21	1.33	0.94
2:C:140:ILE:HG22	2:C:333:ILE:HG12	1.49	0.94
2:C:161:SER:HB2	2:C:172:ILE:HG22	1.49	0.94
2:C:181:VAL:HG12	2:C:182:VAL:HG23	1.50	0.94
2:C:710:ILE:HD13	2:C:823:VAL:HB	1.48	0.94
2:C:168:ARG:HH21	2:C:266:ARG:HD3	1.33	0.94
2:C:676:ILE:CG2	2:C:873:PRO:HB3	1.97	0.93
3:D:879:ARG:HH11	3:D:904:VAL:HA	1.29	0.93
2:C:137:VAL:HG21	2:C:393:GLN:OE1	1.69	0.93
3:D:1263:LEU:HD23	3:D:1353:ILE:HG12	1.50	0.93
3:D:1126:MET:HG2	3:D:1127:ASP:H	1.32	0.93
2:C:401:LEU:HD21	2:C:543:ASN:HB2	1.49	0.93
2:C:551:GLU:HG3	2:C:906:PHE:CD2	2.04	0.93
2:C:845:ASN:HD22	2:C:884:GLN:NE2	1.66	0.93
2:C:77:PRO:HD3	2:C:93:PRO:HD3	1.47	0.93
1:B:86:VAL:HG23	1:B:123:ASN:CG	1.88	0.92
2:C:860:HIS:HD2	2:C:977:GLY:HA3	1.33	0.92
3:D:1038:GLN:HG3	3:D:1043:ARG:HD3	1.52	0.92
1:A:75:VAL:HA	1:A:78:ILE:HD12	1.50	0.92
3:D:631:ILE:HD13	3:D:745:MET:HE2	1.51	0.92
2:C:768:SER:HB2	2:C:769:PRO:HD2	1.52	0.92
3:D:1157:LEU:HD12	3:D:1178:ALA:HA	1.50	0.92
3:D:966:GLU:HA	3:D:969:ASP:HB2	1.51	0.91
2:C:861:LEU:HG	2:C:862:PRO:HD2	1.49	0.91
3:D:1282:VAL:HG13	3:D:1315:LYS:HA	1.51	0.91
3:D:699:VAL:H	3:D:756:GLN:NE2	1.69	0.91
3:D:477:LEU:HA	3:D:480:GLU:HB3	1.51	0.91
2:C:742:ILE:HG23	2:C:756:VAL:HG22	1.52	0.91
3:D:721:VAL:HG12	3:D:722:GLU:H	1.33	0.91
1:A:194:LEU:HD23	1:A:195:THR:H	1.33	0.91
3:D:129:PHE:CA	3:D:454:ALA:HB1	2.00	0.91
3:D:1278:ILE:HG22	3:D:1280:GLY:H	1.34	0.91
3:D:92:HIS:HA	3:D:517:VAL:HG12	1.49	0.91
3:D:483:HIS:HA	3:D:489:ARG:HG3	1.51	0.91
3:D:1458:ASP:OD1	3:D:1460:LEU:HD23	1.70	0.91
3:D:1148:ARG:HB3	3:D:1189:VAL:CG2	2.00	0.90
2:C:1103:ASP:HB2	2:C:1108:PRO:HB2	1.49	0.90
3:D:1276:SER:H	3:D:1323:GLY:HA2	1.37	0.90
2:C:22:GLN:HE21	2:C:336:VAL:HG21	1.36	0.90
3:D:1004:VAL:O	3:D:1008:VAL:HG12	1.71	0.90

*Continued on next page...*

*Continued from previous page...*

Atom-1	Atom-2	Distance(Å)	Clash(Å)
2:C:195:LEU:HD13	2:C:227:LEU:HD22	1.52	0.90
3:D:1274:VAL:N	3:D:1325:PRO:HG3	1.87	0.90
1:B:142:ARG:HG2	1:B:143:VAL:H	1.35	0.89
2:C:889:HIS:HE1	3:D:951:GLY:H	1.20	0.89
3:D:772:PRO:HG3	3:D:778:LEU:CB	2.02	0.89
3:D:836:VAL:O	3:D:865:THR:HG23	1.71	0.89
3:D:654:LYS:HB3	3:D:655:PRO:HD3	1.53	0.89
1:A:79:ILE:HD11	1:A:164:ILE:CD1	2.02	0.89
2:C:605:LYS:HG2	2:C:607:ASP:H	1.35	0.89
2:C:882:LEU:HD23	2:C:882:LEU:N	1.88	0.89
3:D:483:HIS:N	3:D:484:PRO:HD2	1.87	0.89
2:C:762:LYS:HD2	2:C:786:LYS:HD2	1.51	0.89
1:B:213:ALA:HA	1:B:216:ILE:HD12	1.54	0.89
2:C:31:GLN:HE21	2:C:39:ARG:HD2	1.38	0.89
3:D:127:LEU:HA	3:D:456:MET:HB2	1.54	0.89
1:A:179:GLN:HG3	2:C:934:PHE:CD2	2.08	0.89
3:D:1324:GLN:H	3:D:1325:PRO:HD2	1.35	0.89
2:C:1076:VAL:HG11	3:D:753:SER:HB2	1.53	0.89
3:D:1031:GLY:O	3:D:1032:ASN:HB3	1.72	0.89
2:C:897:LEU:HB2	2:C:921:ALA:HB2	1.55	0.89
2:C:12:VAL:CG1	2:C:13:ILE:H	1.81	0.89
1:A:164:ILE:HG13	1:A:164:ILE:O	1.73	0.88
2:C:969:LEU:HD11	3:D:953:ASP:H	1.38	0.88
2:C:162:ILE:HA	2:C:171:TRP:CZ3	2.08	0.88
2:C:577:PRO:HG2	2:C:580:MET:HB3	1.56	0.88
2:C:613:VAL:HA	2:C:620:LEU:O	1.73	0.88
3:D:1035:GLN:HA	3:D:1035:GLN:NE2	1.89	0.88
3:D:860:LEU:C	3:D:862:ASP:H	1.67	0.88
2:C:428:ARG:HA	2:C:431:HIS:CD2	2.08	0.88
3:D:1460:LEU:HB3	3:D:1466:ASN:ND2	1.89	0.88
3:D:675:ARG:HA	3:D:678:GLU:HB3	1.55	0.88
3:D:1102:VAL:HG21	3:D:1425:VAL:HG13	1.55	0.88
3:D:824:ASN:O	3:D:830:ALA:HB1	1.74	0.88
2:C:730:SER:O	2:C:732:ALA:N	2.06	0.88
3:D:787:LEU:HD21	3:D:947:ILE:HD11	1.54	0.88
2:C:845:ASN:ND2	2:C:884:GLN:HE22	1.70	0.87
2:C:605:LYS:HG2	2:C:606:VAL:N	1.89	0.87
1:A:41:ARG:HG2	1:A:176:VAL:HG12	1.55	0.87
2:C:605:LYS:HA	2:C:612:ALA:CB	2.01	0.87
2:C:801:VAL:HG21	2:C:828:ALA:HB2	1.55	0.87
3:D:1060:SER:HB3	3:D:1066:LEU:HD22	1.54	0.87
2:C:257:LEU:HD22	2:C:264:PRO:HD3	1.57	0.87

*Continued on next page...*

*Continued from previous page...*

Atom-1	Atom-2	Distance(Å)	Clash(Å)
2:C:333:ILE:CD1	2:C:468:ARG:HE	1.87	0.87
3:D:811:GLU:HA	3:D:814:ALA:HB3	1.54	0.87
2:C:816:LYS:HD2	2:C:817:PRO:HD2	1.56	0.87
2:C:491:GLU:HA	2:C:531:PHE:HA	1.56	0.87
2:C:836:GLY:HA3	2:C:1001:VAL:HG21	1.57	0.87
1:B:173:VAL:HA	1:B:200:THR:HG22	1.55	0.87
2:C:642:ARG:NH1	2:C:663:GLU:HB3	1.89	0.86
2:C:875:GLY:HA2	2:C:879:ARG:HG3	1.57	0.86
2:C:508:ILE:CD1	2:C:508:ILE:H	1.88	0.86
1:A:90:LEU:HD11	1:A:120:GLU:HG3	1.54	0.86
2:C:729:LEU:HD21	2:C:754:ILE:HG13	1.57	0.86
1:A:199:TRP:HD1	1:A:200:THR:H	1.23	0.86
2:C:5:ARG:HH22	2:C:10:ARG:NH1	1.73	0.86
2:C:15:LEU:HD21	2:C:461:VAL:CG2	2.04	0.86
2:C:159:ILE:CG1	2:C:310:LEU:HD13	2.04	0.86
1:A:26:GLU:HB3	1:A:27:PRO:HD3	1.55	0.86
2:C:671:ASN:HA	2:C:993:PHE:HA	1.56	0.86
3:D:684:LYS:HD3	3:D:685:ASP:H	1.40	0.86
3:D:1124:PHE:CE2	3:D:1185:ARG:HG2	2.10	0.86
2:C:304:LEU:H	2:C:305:PRO:CD	1.89	0.86
2:C:266:ARG:HG2	2:C:268:ASP:H	1.38	0.86
3:D:558:LEU:HG	3:D:567:ILE:HD11	1.57	0.86
2:C:735:ARG:HA	2:C:737:LEU:O	1.76	0.86
3:D:890:VAL:CG1	3:D:922:LEU:HD13	2.06	0.85
2:C:263:ASP:HB3	2:C:264:PRO:HD3	1.56	0.85
2:C:726:ILE:HD12	2:C:726:ILE:H	1.38	0.85
2:C:605:LYS:NZ	2:C:611:ILE:HG13	1.90	0.85
2:C:253:ALA:CA	2:C:256:TYR:HB2	2.06	0.85
3:D:1193:LEU:HG	3:D:1370:GLU:HB3	1.58	0.85
3:D:691:LEU:HA	3:D:694:VAL:HB	1.59	0.85
3:D:1365:HIS:ND1	3:D:1366:ASP:N	2.24	0.85
2:C:398:THR:O	2:C:635:THR:HG21	1.77	0.85
2:C:841:ASN:ND2	2:C:845:ASN:H	1.73	0.85
2:C:551:GLU:HA	2:C:906:PHE:HE2	1.41	0.85
2:C:915:LYS:HD2	2:C:968:ASP:HB3	1.56	0.85
1:A:161:ILE:HG12	1:A:162:ASN:OD1	1.75	0.85
1:B:78:ILE:HG13	1:B:129:ALA:HB2	1.58	0.85
2:C:183:THR:HG21	2:C:190:LYS:HG3	1.55	0.85
3:D:1016:TYR:HB3	3:D:1019:ASN:HB2	1.59	0.84
3:D:899:LEU:HD11	3:D:921:ARG:HD2	1.59	0.84
1:A:41:ARG:HH11	1:A:41:ARG:CB	1.88	0.84
2:C:946:ARG:NE	3:D:861:GLN:HE22	1.74	0.84

*Continued on next page...*



*Continued from previous page...*

Atom-1	Atom-2	Distance(Å)	Clash(Å)
3:D:1267:ARG:O	3:D:1269:PRO:CD	2.26	0.84
2:C:100:LEU:HD21	2:C:368:THR:HA	1.58	0.84
1:B:105:PRO:HB3	1:B:133:GLU:H	1.40	0.84
2:C:836:GLY:HA3	2:C:1001:VAL:CG2	2.07	0.84
2:C:446:GLY:HA2	2:C:449:ILE:HD11	1.58	0.84
4:E:40:LEU:HD21	4:E:67:GLU:HA	1.59	0.84
3:D:827:ILE:O	3:D:828:VAL:HG23	1.76	0.84
2:C:142:ARG:HE	2:C:324:ASP:HA	1.41	0.84
2:C:564:MET:SD	2:C:840:ALA:HB1	2.17	0.84
2:C:613:VAL:HG13	2:C:620:LEU:H	1.42	0.84
2:C:328:LEU:O	2:C:467:ILE:HG21	1.77	0.84
3:D:1048:LYS:HG2	3:D:1054:PHE:CE1	2.13	0.84
2:C:397:GLU:H	2:C:633:GLN:NE2	1.76	0.83
2:C:260:LEU:O	2:C:261:LEU:HD23	1.77	0.83
3:D:1087:LEU:HD12	3:D:1090:ALA:HB3	1.58	0.83
3:D:783:ARG:O	3:D:784:ASP:HB2	1.77	0.83
1:B:102:ALA:HB1	1:B:131:LEU:HD11	1.59	0.83
1:A:179:GLN:HE21	2:C:934:PHE:HB3	1.42	0.83
3:D:483:HIS:H	3:D:484:PRO:CD	1.85	0.83
2:C:758:ARG:O	2:C:788:THR:HG23	1.78	0.83
3:D:1271:ALA:HB3	3:D:1329:GLY:HA3	1.59	0.83
1:B:77:GLU:O	1:B:81:ASN:HB2	1.77	0.83
2:C:253:ALA:HA	2:C:256:TYR:CB	2.07	0.83
2:C:267:TYR:HD1	2:C:273:GLY:HA3	1.43	0.83
3:D:1148:ARG:CB	3:D:1189:VAL:HG21	2.09	0.83
1:B:91:ASP:H	1:B:92:PRO:CD	1.91	0.83
1:B:150:VAL:HG11	1:B:154:ARG:HG2	1.59	0.83
2:C:533:ASP:HB3	2:C:538:GLN:NE2	1.93	0.83
1:B:90:LEU:HD11	1:B:118:ASP:HA	1.61	0.83
2:C:632:ASN:HB2	2:C:633:GLN:NE2	1.94	0.83
2:C:97:ARG:HG2	2:C:112:GLU:H	1.42	0.83
3:D:1016:TYR:HA	3:D:1019:ASN:ND2	1.94	0.83
3:D:721:VAL:HG12	3:D:722:GLU:N	1.92	0.83
2:C:1052:MET:O	2:C:1053:LEU:HD13	1.79	0.83
2:C:920:GLU:HG2	2:C:921:ALA:H	1.43	0.83
2:C:15:LEU:HD12	2:C:16:PRO:HD2	1.60	0.82
2:C:605:LYS:CA	2:C:612:ALA:HB3	2.01	0.82
1:A:88:ARG:HB2	1:A:122:MET:SD	2.19	0.82
3:D:89:ARG:O	3:D:520:LEU:HD11	1.76	0.82
2:C:861:LEU:CG	2:C:862:PRO:HD2	2.09	0.82
3:D:1275:ILE:HA	3:D:1323:GLY:N	1.95	0.82
3:D:1324:GLN:H	3:D:1325:PRO:CD	1.92	0.82

*Continued on next page...*

*Continued from previous page...*

Atom-1	Atom-2	Distance(Å)	Clash(Å)
2:C:749:VAL:HG11	2:C:792:VAL:HG21	1.58	0.82
2:C:860:HIS:CD2	2:C:977:GLY:HA3	2.15	0.82
2:C:102:HIS:HD2	2:C:106:GLY:HA3	1.42	0.82
2:C:940:GLU:HA	2:C:973:VAL:HG21	1.61	0.82
3:D:709:HIS:ND1	3:D:1232:GLU:HG3	1.95	0.82
3:D:1311:ARG:HA	3:D:1324:GLN:O	1.80	0.82
3:D:728:LEU:HD22	3:D:745:MET:CE	2.09	0.82
2:C:801:VAL:CG2	2:C:828:ALA:HB2	2.09	0.82
3:D:1277:GLU:HG3	3:D:1304:TYR:OH	1.79	0.82
3:D:790:TYR:CE2	3:D:906:GLN:HB3	2.14	0.82
2:C:750:LYS:HB2	2:C:751:PRO:HD2	1.61	0.81
2:C:642:ARG:HH11	2:C:654:LEU:HD23	1.45	0.81
3:D:638:LYS:HA	3:D:729:HIS:CG	2.15	0.81
2:C:1013:TYR:HE2	2:C:1018:GLN:HE22	1.28	0.81
3:D:1237:LEU:HD11	3:D:1357:TYR:CE2	2.16	0.81
3:D:465:LEU:HD23	3:D:509:PRO:HB3	1.61	0.81
2:C:34:VAL:HG11	2:C:39:ARG:HG2	1.63	0.81
2:C:80:GLN:O	2:C:81:ASP:HB2	1.79	0.81
3:D:1085:THR:C	3:D:1087:LEU:H	1.82	0.81
1:A:71:VAL:HG13	1:A:131:LEU:HB3	1.61	0.81
2:C:146:VAL:HG22	2:C:161:SER:HA	1.61	0.81
3:D:521:PRO:CG	3:D:522:PRO:HD3	2.09	0.81
2:C:376:ARG:N	2:C:377:PRO:HD2	1.95	0.81
3:D:1142:GLU:HA	3:D:1172:VAL:HG11	1.63	0.81
2:C:1055:ILE:H	2:C:1055:ILE:HD12	1.46	0.81
2:C:495:THR:HG22	2:C:496:ILE:H	1.45	0.81
2:C:969:LEU:CD1	3:D:952:ILE:HB	2.11	0.81
2:C:216:ASP:O	2:C:218:VAL:HG23	1.81	0.81
2:C:1008:ARG:NH1	2:C:1020:PRO:HB3	1.95	0.81
2:C:892:LEU:H	2:C:892:LEU:CD2	1.93	0.81
2:C:892:LEU:HD23	2:C:892:LEU:N	1.94	0.81
3:D:1068:VAL:HG12	3:D:1070:GLU:HB2	1.63	0.81
2:C:574:ALA:O	2:C:667:ALA:HB1	1.82	0.80
2:C:331:ARG:O	2:C:467:ILE:HG12	1.82	0.80
3:D:1275:ILE:HG22	3:D:1322:ALA:HA	1.63	0.80
2:C:177:GLU:HG2	2:C:181:VAL:H	1.47	0.80
1:B:56:VAL:O	1:B:164:ILE:HG12	1.82	0.80
3:D:1043:ARG:HH21	3:D:1066:LEU:HD21	1.45	0.80
3:D:750:PRO:HG2	3:D:756:GLN:OE1	1.81	0.80
2:C:439:CYS:HB2	2:C:468:ARG:NH1	1.96	0.80
1:B:150:VAL:HB	1:B:168:ALA:HB3	1.61	0.80
2:C:569:VAL:HG13	2:C:569:VAL:O	1.80	0.80

*Continued on next page...*

*Continued from previous page...*

Atom-1	Atom-2	Distance(Å)	Clash(Å)
3:D:1263:LEU:HD23	3:D:1353:ILE:CG1	2.11	0.80
2:C:872:ASN:HD21	2:C:874:LEU:HB3	1.47	0.80
3:D:1221:ALA:HB2	3:D:1475:ALA:HB1	1.63	0.80
2:C:363:SER:O	2:C:367:LEU:HB2	1.80	0.80
2:C:602:GLU:H	2:C:647:GLN:HA	1.46	0.80
3:D:969:ASP:O	3:D:972:LEU:HB2	1.81	0.80
2:C:613:VAL:HG12	2:C:615:TYR:H	1.46	0.80
3:D:1275:ILE:HA	3:D:1323:GLY:H	1.46	0.80
3:D:864:VAL:HG12	3:D:874:GLU:O	1.82	0.80
2:C:21:ILE:HG23	2:C:460:ARG:NH2	1.96	0.80
2:C:172:ILE:HD11	2:C:184:MET:SD	2.21	0.80
3:D:1155:GLU:HB3	3:D:1160:ARG:HA	1.64	0.80
3:D:569:ASN:O	3:D:572:ARG:HG2	1.81	0.80
3:D:1451:ALA:HA	3:D:1456:LYS:HG3	1.62	0.80
2:C:523:ILE:C	2:C:525:ALA:H	1.85	0.79
2:C:1038:TRP:CD1	3:D:1100:VAL:HG11	2.17	0.79
3:D:518:PRO:HA	3:D:544:TYR:CZ	2.16	0.79
3:D:688:TRP:HA	3:D:688:TRP:CE3	2.16	0.79
3:D:840:LYS:CB	3:D:846:PRO:HA	2.13	0.79
2:C:77:PRO:HD3	2:C:93:PRO:CD	2.11	0.79
3:D:662:GLU:HG3	3:D:670:VAL:HG23	1.64	0.79
2:C:673:LEU:O	2:C:868:ASP:HB2	1.81	0.79
3:D:507:ASN:O	3:D:508:ARG:HG2	1.82	0.79
3:D:770:LEU:CD1	3:D:770:LEU:H	1.95	0.79
2:C:134:ARG:HA	2:C:394:PHE:O	1.82	0.79
3:D:858:LEU:HD11	3:D:865:THR:HG21	1.64	0.79
2:C:57:GLY:H	2:C:356:ARG:NH1	1.79	0.79
2:C:399:ASN:ND2	2:C:401:LEU:H	1.81	0.79
3:D:1482:VAL:O	3:D:1483:ARG:HG3	1.83	0.79
3:D:1404:LEU:O	3:D:1408:LEU:HB2	1.83	0.79
3:D:772:PRO:HD2	3:D:776:GLU:O	1.83	0.79
1:B:25:LEU:HD11	1:B:28:LEU:HD12	1.65	0.79
2:C:200:LEU:HD13	2:C:290:LEU:HD13	1.65	0.79
3:D:508:ARG:O	3:D:510:GLU:HG3	1.84	0.78
3:D:1102:VAL:CG2	3:D:1425:VAL:HG13	2.13	0.78
3:D:1049:PRO:HD3	3:D:1076:HIS:ND1	1.98	0.78
2:C:469:THR:HG22	2:C:484:VAL:HG23	1.63	0.78
2:C:1012:PRO:HB3	2:C:1023:GLY:HA3	1.64	0.78
1:B:33:GLY:HA2	1:B:194:LEU:HD23	1.64	0.78
2:C:1055:ILE:HG22	2:C:1066:ALA:HB2	1.65	0.78
3:D:1330:ALA:HB3	3:D:1333:PRO:HG3	1.63	0.78
3:D:860:LEU:HA	3:D:877:PRO:CG	2.08	0.78

*Continued on next page...*

*Continued from previous page...*

Atom-1	Atom-2	Distance(Å)	Clash(Å)
3:D:1157:LEU:O	3:D:1157:LEU:HD23	1.82	0.78
3:D:669:ASN:O	3:D:672:ALA:HB3	1.83	0.78
2:C:493:ARG:HH12	3:D:1070:GLU:HA	1.49	0.78
2:C:491:GLU:O	2:C:509:ALA:HB1	1.84	0.78
3:D:776:GLU:HB3	3:D:912:LYS:HE3	1.66	0.78
1:B:95:ARG:O	1:B:95:ARG:HD2	1.83	0.78
3:D:1104:HIS:C	3:D:1106:ILE:H	1.86	0.78
3:D:1145:LEU:HB2	3:D:1172:VAL:HG13	1.66	0.78
2:C:571:LEU:N	2:C:571:LEU:HD12	1.99	0.78
1:A:41:ARG:HE	2:C:860:HIS:CE1	2.02	0.78
2:C:139:GLN:OE1	2:C:414:GLY:HA3	1.84	0.78
2:C:475:LYS:CB	2:C:527:GLU:H	1.96	0.78
3:D:705:ALA:HB3	3:D:706:PRO:HD2	1.66	0.78
1:A:25:LEU:HD12	1:A:28:LEU:HD21	1.65	0.77
2:C:565:GLN:HE21	2:C:668:LEU:HD12	1.49	0.77
2:C:274:ARG:HG3	2:C:275:TYR:HD1	1.49	0.77
2:C:950:LEU:HB3	3:D:1019:ASN:OD1	1.85	0.77
3:D:1354:GLN:HE21	3:D:1369:ILE:CD1	1.97	0.77
2:C:722:ILE:HD13	2:C:823:VAL:HG23	1.66	0.77
3:D:709:HIS:CE1	3:D:1232:GLU:HG3	2.20	0.77
2:C:460:ARG:HD2	2:C:464:LEU:CD2	2.14	0.77
2:C:66:LEU:HD23	2:C:355:VAL:HG21	1.66	0.77
2:C:676:ILE:HG23	2:C:873:PRO:HB3	1.65	0.77
3:D:659:LYS:HD3	3:D:659:LYS:O	1.83	0.77
3:D:890:VAL:HG11	3:D:922:LEU:CD1	2.10	0.77
2:C:796:GLU:HG3	3:D:681:ARG:NH1	1.98	0.77
2:C:355:VAL:O	2:C:359:MET:HG2	1.84	0.77
3:D:630:VAL:O	3:D:725:SER:HA	1.83	0.77
2:C:101:ILE:HG22	2:C:102:HIS:N	1.98	0.77
2:C:997:LEU:O	2:C:999:HIS:N	2.17	0.77
3:D:997:TRP:HA	3:D:1000:THR:HG22	1.67	0.77
3:D:1077:GLY:O	3:D:1080:LYS:HG2	1.85	0.77
2:C:613:VAL:HG12	2:C:615:TYR:N	1.99	0.77
2:C:974:LEU:HD23	2:C:987:ILE:HB	1.67	0.77
3:D:795:VAL:HA	3:D:862:ASP:CB	2.14	0.77
1:B:147:VAL:HG23	1:B:148:GLY:H	1.49	0.77
2:C:559:LEU:HD12	2:C:559:LEU:C	2.05	0.77
2:C:769:PRO:O	2:C:771:GLU:N	2.18	0.77
2:C:358:ARG:HB2	2:C:372:LEU:HD23	1.67	0.76
1:B:91:ASP:H	1:B:92:PRO:HD2	1.48	0.76
3:D:1381:GLU:CD	3:D:1392:GLU:HG3	2.06	0.76
2:C:525:ALA:HB1	2:C:526:PRO:HD2	1.65	0.76

*Continued on next page...*

*Continued from previous page...*

Atom-1	Atom-2	Distance(Å)	Clash(Å)
3:D:75:ARG:O	3:D:77:GLY:N	2.18	0.76
1:A:141:VAL:HG22	1:A:142:ARG:O	1.85	0.76
1:A:142:ARG:O	1:A:143:VAL:HG13	1.86	0.76
2:C:743:VAL:HG11	2:C:800:VAL:HG21	1.68	0.76
3:D:1281:VAL:HG12	3:D:1282:VAL:CG2	2.15	0.76
2:C:567:GLN:O	2:C:997:LEU:HA	1.85	0.76
1:A:159:ASP:O	1:A:161:ILE:HG22	1.85	0.76
1:A:161:ILE:HG23	1:A:162:ASN:N	2.00	0.76
2:C:807:ARG:O	2:C:810:ASP:HB2	1.84	0.76
1:B:85:LEU:HA	1:B:123:ASN:ND2	2.00	0.76
2:C:915:LYS:O	2:C:919:ALA:N	2.14	0.76
2:C:1034:GLU:CD	3:D:1097:ARG:HH12	1.89	0.76
1:B:97:THR:HG22	1:B:98:LEU:H	1.50	0.76
2:C:597:ALA:HA	2:C:614:ARG:HH12	1.51	0.76
2:C:595:LEU:HG	2:C:655:LEU:HD22	1.68	0.76
3:D:731:LEU:HD13	3:D:931:LEU:HD12	1.67	0.76
2:C:283:VAL:HG12	2:C:284:GLY:H	1.50	0.76
3:D:1097:ARG:HH11	3:D:1097:ARG:HG3	1.49	0.76
3:D:1332:ASP:O	3:D:1334:HIS:N	2.15	0.76
3:D:1332:ASP:C	3:D:1334:HIS:H	1.90	0.76
3:D:1102:VAL:HG21	3:D:1425:VAL:HG22	1.67	0.76
3:D:1020:PRO:HB2	3:D:1023:VAL:CB	2.10	0.76
2:C:256:TYR:C	2:C:260:LEU:HB3	2.06	0.76
3:D:805:ALA:HB3	3:D:827:ILE:HA	1.68	0.76
3:D:10:ILE:HG12	3:D:11:ALA:H	1.49	0.76
1:A:205:THR:HG23	1:A:206:PRO:HD2	1.65	0.75
2:C:161:SER:CB	2:C:172:ILE:HG22	2.15	0.75
2:C:344:PHE:C	2:C:346:VAL:H	1.89	0.75
2:C:291:VAL:HB	2:C:299:LYS:HG3	1.67	0.75
3:D:905:PRO:O	3:D:906:GLN:HB2	1.84	0.75
3:D:909:ASN:O	3:D:912:LYS:HB3	1.87	0.75
2:C:758:ARG:HH11	2:C:758:ARG:HG3	1.51	0.75
2:C:376:ARG:H	2:C:377:PRO:CD	2.00	0.75
3:D:797:LYS:O	3:D:799:LYS:N	2.19	0.75
2:C:911:GLU:O	2:C:915:LYS:HG2	1.86	0.75
1:A:30:ARG:HD3	1:A:30:ARG:H	1.52	0.75
2:C:869:VAL:HG21	2:C:871:LEU:HD13	1.66	0.75
2:C:943:VAL:HG21	2:C:973:VAL:HG13	1.65	0.75
3:D:1266:ALA:O	3:D:1267:ARG:HG3	1.85	0.75
2:C:755:LEU:HB3	2:C:790:LEU:HD23	1.67	0.75
2:C:525:ALA:O	2:C:527:GLU:N	2.19	0.75
2:C:474:VAL:HG13	2:C:530:GLU:HA	1.67	0.75

*Continued on next page...*

*Continued from previous page...*

Atom-1	Atom-2	Distance(Å)	Clash(Å)
1:B:44:LEU:O	1:B:173:VAL:HG21	1.87	0.75
2:C:836:GLY:C	2:C:837:ASP:OD2	2.25	0.75
3:D:659:LYS:NZ	3:D:663:GLU:HB2	2.01	0.75
2:C:168:ARG:NH2	2:C:266:ARG:HD3	2.00	0.75
2:C:262:ALA:CB	2:C:266:ARG:HD2	2.12	0.75
2:C:996:LYS:HE2	2:C:1000:MET:HE3	1.69	0.75
3:D:1015:ASN:O	3:D:1016:TYR:CG	2.39	0.75
3:D:1063:ARG:HH11	3:D:1063:ARG:HG3	1.50	0.75
2:C:810:ASP:OD1	2:C:811:PRO:HD2	1.86	0.75
2:C:115:LEU:HD12	2:C:116:GLY:H	1.51	0.75
2:C:920:GLU:O	2:C:922:PHE:N	2.19	0.75
3:D:860:LEU:O	3:D:862:ASP:N	2.20	0.75
3:D:969:ASP:HA	3:D:972:LEU:HD12	1.67	0.75
3:D:1149:VAL:HG23	3:D:1166:TYR:CD2	2.21	0.75
1:B:212:GLN:O	1:B:216:ILE:HG13	1.86	0.75
2:C:1009:SER:O	2:C:1010:THR:HG23	1.86	0.75
3:D:1108:VAL:O	3:D:1218:ILE:HD13	1.87	0.75
3:D:699:VAL:H	3:D:756:GLN:HE21	1.33	0.75
3:D:972:LEU:O	3:D:975:ILE:HG22	1.85	0.75
2:C:519:GLY:C	2:C:521:PRO:HD3	2.07	0.75
3:D:1274:VAL:H	3:D:1325:PRO:HG3	1.52	0.74
3:D:728:LEU:HD22	3:D:745:MET:HE1	1.68	0.74
2:C:48:PHE:CE2	2:C:71:TYR:HB3	2.22	0.74
3:D:860:LEU:C	3:D:862:ASP:N	2.37	0.74
2:C:804:LEU:HD12	2:C:805:ARG:H	1.51	0.74
1:B:89:PHE:HD1	1:B:94:TRP:HB3	1.52	0.74
2:C:614:ARG:CZ	2:C:623:HIS:HE1	2.00	0.74
2:C:755:LEU:HD23	2:C:792:VAL:HG23	1.70	0.74
3:D:643:GLY:HA3	3:D:727:GLN:H	1.52	0.74
2:C:438:ILE:CD1	2:C:470:PRO:HD3	2.15	0.74
2:C:910:THR:HG22	2:C:912:PRO:HD2	1.70	0.74
2:C:862:PRO:HA	2:C:975:TYR:CE1	2.23	0.74
1:A:86:VAL:HG13	1:A:122:MET:HB2	1.68	0.74
2:C:208:VAL:HG11	2:C:218:VAL:CG1	2.18	0.74
3:D:518:PRO:HA	3:D:544:TYR:CE1	2.22	0.74
1:A:16:GLN:NE2	1:A:17:GLY:H	1.82	0.74
2:C:395:LYS:HG2	2:C:397:GLU:HG3	1.67	0.74
3:D:639:LEU:HD23	3:D:729:HIS:CD2	2.23	0.74
2:C:184:MET:HB3	2:C:191:PHE:CZ	2.22	0.74
2:C:31:GLN:NE2	2:C:39:ARG:HD2	2.02	0.74
1:A:220:HIS:HA	1:A:223:TYR:CD2	2.23	0.74
3:D:1069:LEU:C	3:D:1071:TYR:H	1.89	0.74

*Continued on next page...*

*Continued from previous page...*

Atom-1	Atom-2	Distance(Å)	Clash(Å)
2:C:401:LEU:HD21	2:C:543:ASN:CB	2.17	0.74
2:C:438:ILE:HG21	2:C:470:PRO:CB	2.12	0.74
3:D:1364:LEU:O	3:D:1365:HIS:O	2.06	0.74
2:C:468:ARG:CD	2:C:468:ARG:H	2.01	0.74
2:C:467:ILE:O	2:C:469:THR:HG23	1.87	0.74
1:B:105:PRO:HA	1:B:132:GLU:HA	1.70	0.74
3:D:731:LEU:CD1	3:D:931:LEU:HD12	2.17	0.74
2:C:437:ARG:O	2:C:438:ILE:HG23	1.87	0.74
3:D:606:ILE:HD12	3:D:606:ILE:N	2.03	0.74
2:C:243:ARG:HG3	2:C:244:PRO:HA	1.70	0.74
1:B:86:VAL:HG23	1:B:123:ASN:ND2	2.02	0.73
2:C:1030:GLN:OE1	3:D:628:ARG:HG3	1.87	0.73
2:C:266:ARG:HG2	2:C:268:ASP:N	2.02	0.73
3:D:566:ILE:O	3:D:566:ILE:HG22	1.88	0.73
3:D:586:ARG:O	3:D:587:ARG:HD3	1.88	0.73
3:D:721:VAL:CG1	3:D:722:GLU:H	2.00	0.73
2:C:461:VAL:HB	2:C:471:TYR:OH	1.89	0.73
2:C:151:ASP:HA	2:C:158:TYR:HD2	1.54	0.73
2:C:142:ARG:HG3	2:C:147:TYR:OH	1.87	0.73
2:C:755:LEU:HD23	2:C:792:VAL:CG2	2.18	0.73
3:D:1278:ILE:HG22	3:D:1279:ASP:N	2.03	0.73
2:C:581:THR:O	2:C:584:GLU:HG2	1.87	0.73
1:A:166:VAL:HG12	1:A:167:ASP:N	2.03	0.73
2:C:32:ALA:HB2	2:C:73:ILE:HD13	1.69	0.73
1:B:35:THR:O	1:B:35:THR:HG22	1.87	0.73
2:C:750:LYS:HE3	3:D:680:GLN:HE22	1.54	0.73
3:D:675:ARG:HA	3:D:678:GLU:CB	2.18	0.73
3:D:1047:GLN:HA	3:D:1053:THR:HA	1.70	0.73
1:B:85:LEU:CA	1:B:123:ASN:HD21	2.01	0.73
3:D:1148:ARG:HH12	3:D:1191:SER:HB2	1.54	0.73
2:C:333:ILE:HD11	2:C:468:ARG:HE	1.53	0.73
2:C:283:VAL:HG12	2:C:284:GLY:N	2.03	0.73
1:A:30:ARG:HD2	1:A:191:LEU:N	2.04	0.73
2:C:66:LEU:HA	2:C:100:LEU:HA	1.69	0.73
2:C:722:ILE:HD12	2:C:821:GLU:CD	2.08	0.73
1:B:62:LEU:HD22	1:B:162:ASN:OD1	1.89	0.73
2:C:55:GLU:O	2:C:56:GLU:HB3	1.89	0.73
2:C:775:ARG:HA	2:C:780:GLU:CB	2.18	0.73
2:C:263:ASP:CB	2:C:264:PRO:HD3	2.19	0.73
3:D:925:GLU:N	3:D:925:GLU:OE1	2.22	0.72
3:D:590:PRO:C	3:D:600:LEU:HD21	2.09	0.72
4:E:91:ARG:HB3	4:E:92:LEU:HD12	1.71	0.72

*Continued on next page...*



*Continued from previous page...*

Atom-1	Atom-2	Distance(Å)	Clash(Å)
3:D:1012:PHE:HB2	3:D:1020:PRO:HG2	1.71	0.72
3:D:1364:LEU:HD23	3:D:1365:HIS:H	1.53	0.72
2:C:355:VAL:HG23	2:C:372:LEU:HD22	1.71	0.72
3:D:1008:VAL:HG21	3:D:1040:CYS:HB2	1.70	0.72
2:C:17:PRO:HD2	2:C:20:GLU:HB2	1.69	0.72
1:A:161:ILE:HG12	1:A:162:ASN:CG	2.10	0.72
3:D:87:ARG:HA	3:D:522:PRO:HG2	1.70	0.72
3:D:546:ARG:O	3:D:550:ARG:HB2	1.89	0.72
3:D:1135:LEU:H	3:D:1135:LEU:HD23	1.53	0.72
1:A:79:ILE:HD11	1:A:164:ILE:HD12	1.70	0.72
1:B:54:THR:HG21	1:B:144:ASP:HB2	1.72	0.72
3:D:1436:LEU:HB2	3:D:1458:ASP:OD2	1.88	0.72
2:C:399:ASN:C	2:C:399:ASN:HD22	1.93	0.72
2:C:9:ILE:HG22	2:C:10:ARG:N	2.05	0.72
2:C:508:ILE:N	2:C:508:ILE:HD13	1.95	0.72
2:C:424:GLY:O	2:C:427:VAL:HG23	1.89	0.72
3:D:547:LEU:HD13	3:D:577:ALA:O	1.89	0.72
1:A:66:SER:HB2	1:A:75:VAL:HG21	1.72	0.72
1:A:224:PHE:HE1	1:B:36:LEU:HD11	1.54	0.72
2:C:881:ASN:HD22	2:C:881:ASN:N	1.87	0.72
3:D:975:ILE:HA	3:D:978:ALA:HB3	1.70	0.72
2:C:140:ILE:CG2	2:C:333:ILE:HG12	2.19	0.72
2:C:16:PRO:HA	2:C:586:ARG:HH22	1.53	0.72
1:B:58:ILE:HG23	1:B:139:MET:HG2	1.69	0.72
3:D:1079:ARG:O	3:D:1082:GLY:N	2.21	0.72
2:C:1032:PHE:HB2	3:D:623:VAL:HG23	1.71	0.72
2:C:129:ILE:HD13	2:C:386:PHE:HB3	1.70	0.72
4:E:19:LEU:HD11	4:E:23:VAL:HG23	1.71	0.72
3:D:518:PRO:HB3	3:D:544:TYR:CG	2.24	0.72
2:C:399:ASN:ND2	2:C:399:ASN:C	2.43	0.72
3:D:1060:SER:CB	3:D:1066:LEU:HD22	2.19	0.72
3:D:1339:ALA:O	3:D:1340:LYS:HB2	1.89	0.72
3:D:1408:LEU:C	3:D:1410:ALA:H	1.92	0.72
1:A:30:ARG:HA	1:A:192:ASP:OD1	1.89	0.72
1:B:194:LEU:CD1	1:B:196:LEU:HD13	2.20	0.71
2:C:580:MET:HB2	2:C:584:GLU:CG	2.16	0.71
3:D:1009:PHE:HE1	3:D:1036:ILE:HG13	1.54	0.71
3:D:1104:HIS:HE1	3:D:1463:LEU:H	1.35	0.71
3:D:709:HIS:HA	3:D:1228:GLU:HB3	1.71	0.71
2:C:310:LEU:O	2:C:313:LEU:HD23	1.89	0.71
2:C:115:LEU:HG	2:C:378:LEU:HD22	1.71	0.71
2:C:290:LEU:HD21	2:C:298:PHE:HD2	1.55	0.71

*Continued on next page...*



*Continued from previous page...*

Atom-1	Atom-2	Distance(Å)	Clash(Å)
2:C:703:ILE:HD11	2:C:830:LYS:HE2	1.71	0.71
2:C:804:LEU:HD12	2:C:805:ARG:N	2.05	0.71
2:C:732:ALA:O	2:C:736:ASP:HB2	1.90	0.71
2:C:256:TYR:O	2:C:260:LEU:HB3	1.90	0.71
3:D:590:PRO:O	3:D:600:LEU:HD11	1.90	0.71
2:C:536:PRO:O	2:C:538:GLN:N	2.23	0.71
4:E:4:PRO:HB2	4:E:66:LYS:HE2	1.70	0.71
2:C:31:GLN:NE2	2:C:39:ARG:HB3	2.05	0.71
1:B:90:LEU:CD1	1:B:118:ASP:HA	2.19	0.71
4:E:8:LYS:HE2	4:E:69:LEU:HD11	1.71	0.71
1:B:100:LEU:HD22	1:B:139:MET:CE	2.21	0.71
2:C:1051:GLU:HA	2:C:1055:ILE:CD1	2.21	0.71
2:C:492:ASP:O	2:C:532:MET:HA	1.90	0.71
3:D:856:GLY:O	3:D:857:LEU:HD13	1.89	0.71
3:D:1209:ASP:O	3:D:1210:LEU:HB3	1.89	0.71
2:C:588:VAL:O	2:C:589:ARG:HG2	1.91	0.71
2:C:963:LEU:O	2:C:966:LEU:N	2.23	0.71
3:D:1044:GLY:CA	3:D:1058:VAL:H	2.02	0.71
3:D:1286:GLU:HG3	3:D:1291:LEU:HD11	1.70	0.71
3:D:772:PRO:HD3	3:D:778:LEU:H	1.54	0.71
3:D:1075:SER:O	3:D:1078:ALA:HB3	1.91	0.71
2:C:511:ASP:OD1	2:C:516:ARG:HB2	1.89	0.71
2:C:889:HIS:C	2:C:891:GLY:H	1.92	0.71
2:C:929:ARG:HH11	2:C:936:VAL:H	1.35	0.71
2:C:100:LEU:HG	2:C:369:PRO:HD3	1.70	0.71
2:C:711:GLU:HG2	2:C:822:VAL:HG22	1.71	0.71
2:C:198:ARG:HG2	2:C:228:ALA:HA	1.71	0.71
1:A:222:ASN:O	1:A:224:PHE:N	2.24	0.71
1:A:72:LYS:HA	2:C:607:ASP:HB3	1.73	0.71
2:C:603:VAL:HG21	2:C:646:GLY:N	2.05	0.71
3:D:1000:THR:O	3:D:1004:VAL:HG23	1.90	0.71
3:D:911:LEU:O	3:D:915:VAL:HG23	1.90	0.71
3:D:767:HIS:CE1	4:E:6:ILE:HG13	2.25	0.71
3:D:969:ASP:O	3:D:972:LEU:N	2.22	0.71
2:C:420:ARG:HD3	2:C:420:ARG:H	1.56	0.71
3:D:1080:LYS:CG	3:D:1081:GLY:H	1.89	0.71
2:C:231:PRO:O	2:C:233:GLU:N	2.24	0.71
3:D:1018:PHE:HA	3:D:1024:MET:SD	2.30	0.71
2:C:987:ILE:HA	3:D:948:ILE:CG2	2.20	0.71
2:C:165:LEU:HD22	2:C:334:ARG:HD3	1.73	0.71
1:B:77:GLU:HA	1:B:77:GLU:OE1	1.89	0.71
2:C:630:ARG:CB	2:C:705:ILE:HD11	2.19	0.71

*Continued on next page...*

*Continued from previous page...*

Atom-1	Atom-2	Distance(Å)	Clash(Å)
2:C:162:ILE:HG13	2:C:171:TRP:CH2	2.25	0.71
2:C:726:ILE:HD12	2:C:726:ILE:N	2.06	0.71
2:C:1051:GLU:HG3	2:C:1055:ILE:HD13	1.73	0.70
3:D:1063:ARG:C	3:D:1063:ARG:HD3	2.11	0.70
3:D:1110:GLU:O	3:D:1218:ILE:HD11	1.90	0.70
3:D:1365:HIS:CG	3:D:1366:ASP:N	2.55	0.70
1:A:110:ALA:O	1:A:113:PHE:HB2	1.91	0.70
3:D:770:LEU:H	3:D:770:LEU:HD12	1.55	0.70
3:D:1382:VAL:HG12	3:D:1383:THR:H	1.56	0.70
4:E:28:GLN:HG2	4:E:28:GLN:O	1.91	0.70
2:C:399:ASN:ND2	2:C:401:LEU:N	2.39	0.70
3:D:1286:GLU:HG3	3:D:1291:LEU:CD1	2.21	0.70
3:D:688:TRP:O	3:D:690:ALA:N	2.23	0.70
3:D:1482:VAL:HG12	4:E:21:VAL:HG21	1.72	0.70
2:C:110:GLU:HG3	2:C:369:PRO:O	1.90	0.70
2:C:640:ARG:HH11	2:C:640:ARG:HG3	1.56	0.70
2:C:659:PRO:HG2	2:C:660:ALA:H	1.56	0.70
2:C:20:GLU:CD	2:C:461:VAL:HG22	2.12	0.70
2:C:358:ARG:HB2	2:C:372:LEU:CD2	2.20	0.70
2:C:1013:TYR:HE2	2:C:1018:GLN:NE2	1.88	0.70
3:D:806:PHE:H	3:D:827:ILE:HA	1.56	0.70
2:C:290:LEU:HD21	2:C:298:PHE:CD2	2.27	0.70
1:B:100:LEU:HD11	1:B:112:ASP:HB2	1.72	0.70
3:D:684:LYS:HD3	3:D:685:ASP:N	2.06	0.70
2:C:467:ILE:HG22	2:C:484:VAL:HG21	1.74	0.70
2:C:546:LEU:HD22	2:C:584:GLU:OE2	1.90	0.70
2:C:567:GLN:HB2	2:C:997:LEU:HD22	1.74	0.70
2:C:8:ARG:HB3	2:C:9:ILE:HD12	1.73	0.70
2:C:614:ARG:CZ	2:C:623:HIS:CE1	2.75	0.70
3:D:793:THR:HB	3:D:879:ARG:NH1	2.05	0.70
3:D:500:ARG:O	3:D:504:ASP:HB2	1.92	0.70
1:A:161:ILE:HG23	1:A:162:ASN:H	1.55	0.70
2:C:743:VAL:HG23	2:C:755:LEU:O	1.92	0.70
2:C:78:PHE:CZ	2:C:812:GLY:HA3	2.26	0.70
2:C:976:ASP:O	2:C:978:ARG:N	2.24	0.70
2:C:988:VAL:HG12	3:D:948:ILE:HG13	1.72	0.70
3:D:543:LEU:HD13	3:D:581:VAL:HA	1.74	0.70
1:A:211:ASN:O	1:A:214:VAL:HG22	1.91	0.70
2:C:831:ARG:HH12	2:C:1002:GLU:HB2	1.56	0.70
2:C:1067:TYR:CE1	2:C:1071:ILE:HD11	2.27	0.70
2:C:946:ARG:NE	3:D:861:GLN:NE2	2.39	0.70
2:C:94:LEU:O	2:C:115:LEU:HB3	1.91	0.70

*Continued on next page...*

*Continued from previous page...*

Atom-1	Atom-2	Distance(Å)	Clash(Å)
3:D:990:TYR:OH	3:D:1053:THR:HG23	1.91	0.70
1:B:14:THR:OG1	1:B:22:GLU:HB2	1.91	0.70
3:D:502:PHE:HZ	3:D:511:TRP:HZ2	1.37	0.70
2:C:13:ILE:N	2:C:13:ILE:HD12	2.07	0.70
2:C:15:LEU:CD2	2:C:461:VAL:HG21	2.22	0.70
2:C:325:ILE:O	2:C:327:HIS:N	2.25	0.70
3:D:552:ASN:C	3:D:554:LEU:H	1.93	0.70
2:C:695:LEU:HD21	2:C:833:LEU:HB3	1.73	0.70
1:B:124:PRO:HG2	1:B:125:ASP:OD2	1.91	0.69
2:C:929:ARG:NH1	2:C:936:VAL:H	1.90	0.69
2:C:164:PRO:HG2	2:C:168:ARG:HB3	1.72	0.69
1:A:62:LEU:HD12	1:A:62:LEU:N	2.02	0.69
3:D:9:ARG:HA	3:D:1457:LYS:HA	1.72	0.69
3:D:25(U):UNK:HA	3:D:40(U):UNK:O	1.92	0.69
1:A:18:ASP:O	1:A:19:HIS:CG	2.45	0.69
3:D:1484:PHE:CZ	4:E:18:ARG:HG3	2.27	0.69
1:A:184:ARG:HE	1:A:193:LYS:HD2	1.56	0.69
3:D:1044:GLY:HA2	3:D:1058:VAL:HG23	1.72	0.69
3:D:1352:GLU:OE1	3:D:1355:LYS:HD2	1.92	0.69
3:D:1283:ARG:HG2	3:D:1283:ARG:HH11	1.57	0.69
3:D:601:ARG:NH1	3:D:601:ARG:HA	2.07	0.69
2:C:62:GLY:C	2:C:103:LYS:HB2	2.13	0.69
2:C:256:TYR:O	2:C:260:LEU:HD22	1.91	0.69
2:C:56:GLU:HB2	2:C:356:ARG:HH11	1.58	0.69
2:C:753:ASP:O	2:C:791:ARG:HA	1.92	0.69
2:C:1107:ASN:N	2:C:1108:PRO:HD3	2.07	0.69
3:D:807:ALA:C	3:D:809:PRO:HD3	2.13	0.69
3:D:805:ALA:HB3	3:D:827:ILE:CB	2.22	0.69
2:C:474:VAL:HG22	2:C:530:GLU:HA	1.74	0.69
3:D:705:ALA:CB	3:D:706:PRO:CD	2.70	0.69
1:B:41:ARG:HG2	1:B:176:VAL:HG12	1.73	0.69
2:C:95:TYR:CD2	2:C:114:PHE:HA	2.27	0.69
2:C:129:ILE:CD1	2:C:386:PHE:HB3	2.23	0.69
1:B:76:VAL:HA	1:B:79:ILE:HB	1.73	0.69
2:C:843:HIS:HD2	2:C:884:GLN:HA	1.56	0.69
3:D:997:TRP:CD2	3:D:1057:PRO:HG3	2.27	0.69
2:C:198:ARG:CG	2:C:228:ALA:HA	2.23	0.69
3:D:1430:LEU:HD13	3:D:1441:PHE:CD2	2.27	0.69
1:B:188:ARG:HD3	1:B:191:LEU:HD21	1.73	0.69
1:A:41:ARG:HG2	1:A:176:VAL:CG1	2.23	0.69
2:C:1008:ARG:HG3	2:C:1009:SER:H	1.57	0.69
2:C:676:ILE:O	2:C:677:MET:HB3	1.92	0.69

*Continued on next page...*

*Continued from previous page...*

Atom-1	Atom-2	Distance(Å)	Clash(Å)
3:D:1206:TYR:CD1	3:D:1367:LYS:HD2	2.28	0.69
2:C:1001:VAL:HG11	3:D:724:GLN:HB3	1.75	0.69
3:D:875:THR:HG23	3:D:879:ARG:HB3	1.75	0.69
3:D:986:ASP:O	3:D:989:ARG:HB3	1.92	0.69
3:D:129:PHE:HA	3:D:454:ALA:CB	2.10	0.69
2:C:95:TYR:HD2	2:C:114:PHE:HA	1.57	0.69
2:C:700:TYR:HB2	2:C:833:LEU:HD22	1.75	0.69
1:B:14:THR:HB	1:B:22:GLU:N	2.07	0.69
2:C:397:GLU:HB2	2:C:633:GLN:HE21	1.58	0.69
2:C:603:VAL:HG23	2:C:604:VAL:H	1.57	0.69
2:C:852:ILE:H	2:C:852:ILE:HD13	1.56	0.69
3:D:1038:GLN:CG	3:D:1043:ARG:HD3	2.22	0.69
3:D:1323:GLY:O	3:D:1324:GLN:HG2	1.91	0.69
2:C:13:ILE:CG2	2:C:14:PRO:HD2	2.20	0.69
3:D:1139:SER:O	3:D:1142:GLU:HB3	1.93	0.69
3:D:699:VAL:HG12	3:D:717:GLN:HG3	1.75	0.69
2:C:328:LEU:C	2:C:467:ILE:HD13	2.13	0.69
2:C:202:TYR:HE1	2:C:304:LEU:HB3	1.58	0.69
1:B:114:THR:O	1:B:116:SER:N	2.22	0.68
2:C:689:VAL:HG11	2:C:853:LEU:HD22	1.75	0.68
2:C:870:ILE:O	2:C:870:ILE:HG22	1.92	0.68
3:D:1354:GLN:HE21	3:D:1369:ILE:HD12	1.56	0.68
3:D:955:ALA:O	3:D:1063:ARG:HG3	1.92	0.68
2:C:17:PRO:HA	2:C:586:ARG:NH2	2.09	0.68
1:B:175:ARG:HB3	1:B:199:TRP:HB2	1.73	0.68
1:A:130:THR:O	1:A:130:THR:HG22	1.93	0.68
1:B:142:ARG:HG2	1:B:143:VAL:N	2.07	0.68
2:C:813:VAL:HG12	2:C:814:GLU:N	2.05	0.68
3:D:808:THR:N	3:D:809:PRO:HD3	2.08	0.68
3:D:1005:THR:OG1	3:D:1037:ARG:HD2	1.93	0.68
2:C:399:ASN:HB3	2:C:568:ALA:HB3	1.74	0.68
2:C:676:ILE:HG21	2:C:873:PRO:HB3	1.75	0.68
3:D:639:LEU:N	3:D:729:HIS:CD2	2.61	0.68
3:D:659:LYS:HZ3	3:D:663:GLU:HB2	1.59	0.68
1:A:166:VAL:HG12	1:A:167:ASP:H	1.58	0.68
1:B:149:TYR:CE1	1:B:169:ILE:HG22	2.22	0.68
3:D:1058:VAL:HG12	3:D:1068:VAL:HG21	1.75	0.68
3:D:1108:VAL:HG21	3:D:1216:VAL:HG11	1.76	0.68
2:C:1005:MET:HG2	3:D:724:GLN:HG3	1.76	0.68
2:C:267:TYR:CD1	2:C:273:GLY:HA3	2.26	0.68
2:C:110:GLU:HG2	2:C:369:PRO:CG	2.19	0.68
1:B:168:ALA:HB1	1:B:170:PHE:CZ	2.28	0.68

*Continued on next page...*

*Continued from previous page...*

Atom-1	Atom-2	Distance(Å)	Clash(Å)
1:A:192:ASP:HB3	2:C:938:LYS:HD2	1.76	0.68
2:C:843:HIS:CD2	2:C:884:GLN:HA	2.28	0.68
1:B:76:VAL:HB	3:D:872:ARG:HH22	1.58	0.68
4:E:9:LEU:HD23	4:E:69:LEU:HD13	1.74	0.68
2:C:946:ARG:CZ	2:C:984:GLU:HB2	2.24	0.68
3:D:687:VAL:O	3:D:690:ALA:HB2	1.94	0.68
3:D:674:ARG:O	3:D:678:GLU:HB2	1.93	0.68
1:A:227:PRO:HA	1:B:11:PHE:O	1.94	0.68
2:C:1020:PRO:O	2:C:1021:LEU:HG	1.93	0.68
2:C:552:HIS:CD2	2:C:886:LEU:HD12	2.28	0.68
3:D:864:VAL:HA	3:D:875:THR:O	1.93	0.68
2:C:140:ILE:HD12	2:C:331:ARG:HD3	1.74	0.68
3:D:89:ARG:C	3:D:520:LEU:HD21	2.13	0.68
2:C:726:ILE:CD1	2:C:726:ILE:H	2.07	0.68
4:E:30:LEU:HD12	4:E:37:ASN:HB2	1.76	0.68
1:B:44:LEU:HD23	1:B:198:ILE:HD11	1.76	0.68
2:C:943:VAL:O	2:C:946:ARG:N	2.25	0.68
3:D:1253:ILE:C	3:D:1255:GLN:H	1.97	0.68
4:E:13:VAL:HG21	4:E:19:LEU:HB2	1.75	0.68
3:D:462:GLN:HA	3:D:512:MET:CE	2.24	0.68
2:C:241:LEU:O	2:C:242:LEU:HD12	1.94	0.68
1:B:103:GLU:O	1:B:135:GLY:HA3	1.94	0.68
1:A:187:GLN:O	1:A:188:ARG:HB3	1.93	0.68
1:A:194:LEU:CD2	1:A:195:THR:H	2.06	0.68
1:B:178:PHE:HB2	1:B:196:LEU:HD12	1.76	0.68
2:C:491:GLU:CG	2:C:510:THR:HB	2.24	0.68
2:C:682:TYR:CE1	2:C:851:LYS:HD2	2.29	0.68
3:D:1043:ARG:HH21	3:D:1066:LEU:CD2	2.05	0.68
2:C:304:LEU:H	2:C:305:PRO:HD3	1.56	0.68
3:D:1167:LEU:HB2	3:D:1171:ASP:CB	2.23	0.68
1:B:19:HIS:O	1:B:206:PRO:HG2	1.94	0.67
2:C:531:PHE:O	2:C:532:MET:HB2	1.93	0.67
3:D:644:LEU:HD21	3:D:747:VAL:HG21	1.76	0.67
3:D:14:SER:HA	3:D:510:GLU:OE1	1.94	0.67
3:D:1148:ARG:HD2	3:D:1189:VAL:HG21	1.77	0.67
2:C:184:MET:HE2	2:C:191:PHE:HZ	1.60	0.67
2:C:761:PHE:O	2:C:762:LYS:O	2.12	0.67
2:C:1060:ILE:O	2:C:1061:GLU:C	2.33	0.67
2:C:1095:LEU:O	2:C:1096:ALA:HB3	1.94	0.67
1:B:66:SER:OG	1:B:67:THR:N	2.27	0.67
3:D:639:LEU:O	3:D:640:HIS:CB	2.42	0.67
2:C:946:ARG:HE	3:D:861:GLN:CD	1.98	0.67

*Continued on next page...*

*Continued from previous page...*

Atom-1	Atom-2	Distance(Å)	Clash(Å)
4:E:6:ILE:HD12	4:E:10:PHE:CE1	2.29	0.67
2:C:14:PRO:O	2:C:15:LEU:HB3	1.94	0.67
2:C:181:VAL:HG12	2:C:182:VAL:H	1.59	0.67
3:D:1282:VAL:HG22	3:D:1315:LYS:CA	2.24	0.67
3:D:1167:LEU:HB2	3:D:1171:ASP:HB2	1.75	0.67
3:D:1305:LYS:H	3:D:1305:LYS:HD3	1.57	0.67
2:C:605:LYS:HD2	2:C:607:ASP:CG	2.13	0.67
2:C:1004:LYS:HD3	3:D:744:GLN:NE2	2.09	0.67
3:D:795:VAL:HG22	3:D:876:ASN:OD1	1.95	0.67
1:A:106:LYS:HE3	1:A:108:VAL:HG22	1.77	0.67
2:C:369:PRO:C	2:C:371:LYS:H	1.98	0.67
2:C:807:ARG:HA	2:C:821:GLU:HA	1.76	0.67
2:C:115:LEU:HD12	2:C:116:GLY:N	2.08	0.67
1:B:89:PHE:CD1	1:B:94:TRP:HB3	2.29	0.67
2:C:872:ASN:HD21	2:C:874:LEU:CB	2.07	0.67
3:D:1348:TYR:O	3:D:1352:GLU:HB2	1.94	0.67
1:A:98:LEU:O	1:A:99:ILE:HG13	1.94	0.67
3:D:1460:LEU:HD13	3:D:1471:ARG:HH11	1.59	0.67
3:D:1283:ARG:HH21	3:D:1285:GLU:HG3	1.60	0.67
3:D:772:PRO:HD3	3:D:778:LEU:N	2.10	0.67
2:C:136:ILE:CG2	2:C:336:VAL:HG22	2.24	0.67
2:C:159:ILE:HD11	2:C:310:LEU:CD2	2.21	0.67
1:B:40:LEU:C	1:B:44:LEU:HD22	2.14	0.67
2:C:688:ILE:HD12	2:C:871:LEU:HD12	1.76	0.67
2:C:839:LEU:O	2:C:994:ILE:HG22	1.95	0.67
2:C:202:TYR:HE1	2:C:304:LEU:CB	2.06	0.67
3:D:589:SER:O	3:D:600:LEU:HG	1.95	0.67
3:D:538:SER:HA	3:D:541:ASN:ND2	2.08	0.67
1:B:78:ILE:CG1	1:B:129:ALA:HB2	2.24	0.67
1:B:86:VAL:N	1:B:123:ASN:HD21	1.92	0.67
2:C:157:ARG:HD3	2:C:157:ARG:H	1.59	0.67
2:C:886:LEU:HD22	2:C:914:ILE:HD13	1.76	0.67
2:C:13:ILE:O	2:C:15:LEU:N	2.28	0.67
1:A:111:VAL:CG2	1:A:125:ASP:H	2.06	0.67
2:C:299:LYS:O	2:C:299:LYS:HD2	1.94	0.67
2:C:775:ARG:O	2:C:780:GLU:N	2.28	0.67
1:B:151:PRO:HA	1:B:167:ASP:OD1	1.95	0.67
1:B:38:ASN:HB3	1:B:39:PRO:HD3	1.76	0.67
3:D:1281:VAL:HG12	3:D:1282:VAL:H	1.60	0.67
2:C:278:GLU:HG2	2:C:283:VAL:HG13	1.77	0.67
2:C:772:ARG:NH1	2:C:776:SER:HB3	2.10	0.67
2:C:654:LEU:HD22	2:C:664:GLY:N	2.10	0.67

*Continued on next page...*

*Continued from previous page...*

Atom-1	Atom-2	Distance(Å)	Clash(Å)
3:D:1008:VAL:HG13	3:D:1009:PHE:N	2.10	0.67
3:D:1206:TYR:O	3:D:1207:GLY:O	2.12	0.67
3:D:1324:GLN:N	3:D:1325:PRO:CD	2.58	0.66
1:A:88:ARG:HD3	1:A:120:GLU:CD	2.14	0.66
2:C:304:LEU:N	2:C:305:PRO:CD	2.57	0.66
2:C:722:ILE:HA	2:C:758:ARG:HB2	1.77	0.66
2:C:80:GLN:OE1	2:C:122:THR:HG23	1.95	0.66
1:A:150:VAL:O	1:A:168:ALA:HB3	1.95	0.66
2:C:21:ILE:CD1	2:C:455:LEU:HD21	2.25	0.66
2:C:54:ILE:HG21	2:C:355:VAL:HG11	1.77	0.66
3:D:552:ASN:HA	3:D:555:LYS:HB3	1.76	0.66
3:D:669:ASN:OD1	3:D:671:LYS:HG2	1.94	0.66
1:A:221:LEU:HD11	1:B:217:LEU:HD23	1.76	0.66
3:D:970:ARG:CZ	3:D:971:LYS:HE3	2.25	0.66
2:C:307:LEU:O	2:C:310:LEU:HB3	1.94	0.66
3:D:538:SER:HA	3:D:541:ASN:HD22	1.59	0.66
1:B:30:ARG:HA	1:B:192:ASP:OD1	1.95	0.66
2:C:13:ILE:C	2:C:15:LEU:H	1.98	0.66
1:A:85:LEU:HA	1:A:123:ASN:HD21	1.59	0.66
2:C:813:VAL:HG11	2:C:815:LEU:HD11	1.77	0.66
2:C:446:GLY:HA2	2:C:449:ILE:CD1	2.26	0.66
1:B:24:VAL:HG22	1:B:195:THR:HG23	1.78	0.66
3:D:1110:GLU:H	3:D:1218:ILE:HD12	1.61	0.66
3:D:648:MET:O	3:D:652:LEU:HD22	1.95	0.66
1:A:15:THR:HG22	1:B:229:ALA:HB1	1.76	0.66
2:C:394:PHE:CE2	2:C:632:ASN:HB3	2.31	0.66
3:D:863:THR:O	3:D:864:VAL:HG23	1.96	0.66
2:C:44:ILE:HD12	2:C:44:ILE:H	1.59	0.66
2:C:9:ILE:HG22	2:C:10:ARG:H	1.61	0.66
2:C:889:HIS:HE1	3:D:951:GLY:N	1.91	0.66
3:D:1110:GLU:HG3	3:D:1111:ALA:N	2.10	0.66
3:D:1203:GLN:O	3:D:1204:LYS:HB2	1.96	0.66
3:D:688:TRP:HE3	3:D:688:TRP:HA	1.59	0.66
3:D:765:SER:O	3:D:769:LEU:HB2	1.96	0.66
4:E:14:ASP:CG	4:E:15:SER:H	1.99	0.66
2:C:468:ARG:HD2	2:C:468:ARG:H	1.60	0.66
1:B:172:PRO:HB3	1:B:204:VAL:HB	1.78	0.66
3:D:907:GLU:HB3	3:D:911:LEU:CD2	2.26	0.66
3:D:975:ILE:HD13	3:D:975:ILE:O	1.95	0.66
3:D:1156:ALA:HB1	3:D:1183:GLU:HB3	1.77	0.66
3:D:1093:GLY:HA2	3:D:1097:ARG:HH21	1.59	0.66
3:D:1150:LEU:O	3:D:1164:GLY:HA2	1.96	0.66

*Continued on next page...*



*Continued from previous page...*

Atom-1	Atom-2	Distance(Å)	Clash(Å)
1:A:6:LEU:C	1:A:8:ALA:H	1.99	0.66
2:C:1113:GLU:C	2:C:1115:LEU:H	1.97	0.66
2:C:676:ILE:O	2:C:677:MET:CB	2.44	0.66
2:C:691:SER:HB2	2:C:858:MET:CE	2.25	0.66
2:C:937:ASP:OD1	2:C:939:ARG:HD3	1.95	0.66
2:C:183:THR:CG2	2:C:190:LYS:HG3	2.26	0.66
2:C:270:GLY:HA3	2:C:274:ARG:HG2	1.78	0.66
1:B:26:GLU:CB	1:B:27:PRO:CD	2.70	0.66
2:C:728:HIS:C	2:C:730:SER:H	1.99	0.66
2:C:1026:GLN:HE21	3:D:674:ARG:HH21	1.43	0.66
2:C:285:LEU:CD2	2:C:286:SER:H	2.09	0.66
2:C:149:THR:OG1	2:C:323:ASP:HA	1.96	0.65
2:C:605:LYS:CG	2:C:606:VAL:H	1.87	0.65
2:C:918:LEU:CD2	2:C:968:ASP:HA	2.25	0.65
3:D:1237:LEU:HD11	3:D:1357:TYR:HE2	1.61	0.65
3:D:890:VAL:HG12	3:D:891:GLY:H	1.61	0.65
2:C:211:LEU:HG	2:C:212:SER:N	2.08	0.65
2:C:101:ILE:CG2	2:C:102:HIS:H	2.07	0.65
4:E:47:LYS:HE2	4:E:54:LEU:HD23	1.77	0.65
3:D:1383:THR:HG23	3:D:1419:LYS:HE3	1.78	0.65
3:D:1016:TYR:CB	3:D:1020:PRO:HD3	2.22	0.65
3:D:1225:VAL:HG12	3:D:1225:VAL:O	1.96	0.65
3:D:710:ARG:NH1	3:D:768:ASN:HD21	1.94	0.65
3:D:477:LEU:HA	3:D:480:GLU:CB	2.27	0.65
3:D:1157:LEU:HD12	3:D:1178:ALA:CA	2.23	0.65
2:C:1021:LEU:HD21	3:D:622:ARG:NE	2.12	0.65
2:C:613:VAL:HG11	2:C:619:ARG:HA	1.78	0.65
2:C:873:PRO:O	2:C:877:PRO:HD2	1.97	0.65
3:D:1095:LEU:HD12	3:D:1099:LEU:HD13	1.76	0.65
3:D:769:LEU:HD22	3:D:779:ALA:HB2	1.78	0.65
3:D:906:GLN:OE1	3:D:906:GLN:N	2.29	0.65
3:D:911:LEU:HD22	3:D:911:LEU:H	1.61	0.65
2:C:139:GLN:HA	2:C:411:SER:O	1.95	0.65
2:C:21:ILE:HD11	2:C:455:LEU:HD21	1.77	0.65
2:C:149:THR:HB	2:C:158:TYR:CE1	2.32	0.65
2:C:352:ALA:HA	2:C:355:VAL:HG12	1.78	0.65
2:C:222:LEU:O	2:C:225:ALA:N	2.29	0.65
2:C:1055:ILE:CG2	2:C:1066:ALA:HB2	2.26	0.65
2:C:266:ARG:C	2:C:268:ASP:H	1.99	0.65
3:D:1079:ARG:O	3:D:1081:GLY:N	2.30	0.65
1:A:109:ARG:HB2	1:A:125:ASP:O	1.96	0.65
1:A:183:THR:O	1:A:184:ARG:HD3	1.95	0.65

*Continued on next page...*



*Continued from previous page...*

Atom-1	Atom-2	Distance(Å)	Clash(Å)
1:A:41:ARG:HH21	2:C:860:HIS:CD2	2.15	0.65
3:D:1110:GLU:H	3:D:1218:ILE:CD1	2.09	0.65
2:C:903:SER:HB2	2:C:909:ALA:HB2	1.79	0.65
3:D:1272:LYS:HA	3:D:1331:ILE:HA	1.78	0.65
3:D:1432:THR:OG1	3:D:1433:LYS:HD3	1.96	0.65
2:C:255:ALA:C	2:C:257:LEU:H	1.99	0.65
3:D:465:LEU:HB2	3:D:512:MET:HE1	1.79	0.65
1:A:82:LEU:CD2	1:A:128:ILE:HD13	2.27	0.65
2:C:717:LEU:HD13	2:C:762:LYS:HA	1.77	0.65
2:C:1034:GLU:O	2:C:1037:VAL:N	2.29	0.65
1:B:125:ASP:O	1:B:126:LEU:HB3	1.97	0.65
2:C:1072:LYS:O	3:D:659:LYS:HE3	1.97	0.65
2:C:492:ASP:H	2:C:531:PHE:CB	2.09	0.65
2:C:328:LEU:HB3	2:C:467:ILE:HG21	1.77	0.65
1:A:88:ARG:HB3	1:A:120:GLU:HB2	1.79	0.65
2:C:1012:PRO:HB3	2:C:1022:GLY:O	1.96	0.65
1:B:91:ASP:N	1:B:92:PRO:HD2	2.12	0.65
1:B:68:ILE:N	1:B:68:ILE:HD12	2.11	0.65
1:A:194:LEU:HD23	1:A:195:THR:N	2.10	0.65
3:D:1202:CYS:SG	3:D:1203:GLN:N	2.69	0.65
3:D:639:LEU:O	3:D:640:HIS:HB3	1.96	0.65
3:D:874:GLU:O	3:D:875:THR:O	2.15	0.65
2:C:970:GLY:HA3	3:D:950:ILE:HD13	1.78	0.65
3:D:1484:PHE:CE1	4:E:22:VAL:HG23	2.32	0.65
3:D:520:LEU:HB3	3:D:521:PRO:HD2	1.79	0.65
1:B:213:ALA:HA	1:B:216:ILE:CD1	2.26	0.65
2:C:595:LEU:HG	2:C:655:LEU:CD2	2.27	0.65
3:D:890:VAL:HA	3:D:926:LYS:HZ1	1.60	0.65
2:C:892:LEU:HD12	2:C:967:PHE:CZ	2.33	0.65
3:D:1119:ILE:HD12	3:D:1119:ILE:N	2.12	0.65
1:A:194:LEU:O	1:A:195:THR:HB	1.97	0.64
2:C:1008:ARG:CG	2:C:1009:SER:H	2.10	0.64
3:D:1016:TYR:CA	3:D:1019:ASN:HD22	2.05	0.64
2:C:987:ILE:HA	3:D:948:ILE:HG21	1.79	0.64
2:C:164:PRO:HD3	2:C:267:TYR:CD2	2.32	0.64
3:D:1085:THR:C	3:D:1087:LEU:N	2.48	0.64
2:C:759:THR:HB	2:C:785:VAL:HG22	1.79	0.64
3:D:1061:SER:C	3:D:1063:ARG:H	2.00	0.64
2:C:16:PRO:HA	2:C:586:ARG:NH2	2.12	0.64
2:C:141:HIS:CE1	2:C:332:ARG:HD3	2.32	0.64
1:A:111:VAL:C	1:A:113:PHE:H	2.01	0.64
1:B:147:VAL:HG23	1:B:148:GLY:N	2.12	0.64

*Continued on next page...*

*Continued from previous page...*

Atom-1	Atom-2	Distance(Å)	Clash(Å)
3:D:1167:LEU:CD2	3:D:1167:LEU:H	2.11	0.64
1:A:194:LEU:HD23	1:A:196:LEU:H	1.62	0.64
2:C:1067:TYR:O	2:C:1071:ILE:HD13	1.98	0.64
3:D:1008:VAL:HG13	3:D:1009:PHE:H	1.61	0.64
3:D:1137:LYS:O	3:D:1139:SER:N	2.29	0.64
2:C:525:ALA:HB1	2:C:526:PRO:CD	2.27	0.64
2:C:603:VAL:HG21	2:C:645:VAL:HA	1.79	0.64
3:D:1048:LYS:HB3	3:D:1049:PRO:HD2	1.78	0.64
3:D:638:LYS:O	3:D:639:LEU:HG	1.98	0.64
2:C:136:ILE:HB	2:C:336:VAL:HG22	1.80	0.64
3:D:1238:THR:HG22	3:D:1240:ARG:H	1.62	0.64
3:D:1134:ARG:HD2	3:D:1135:LEU:HD23	1.80	0.64
3:D:729:HIS:NE2	3:D:731:LEU:HB2	2.13	0.64
2:C:184:MET:HG2	2:C:193:LEU:HD23	1.80	0.64
2:C:218:VAL:O	2:C:221:LEU:N	2.31	0.64
2:C:710:ILE:HG13	2:C:790:LEU:HD13	1.80	0.64
2:C:495:THR:HG22	2:C:496:ILE:N	2.12	0.64
2:C:564:MET:SD	2:C:846:LYS:HB3	2.38	0.64
2:C:889:HIS:CE1	3:D:950:ILE:HG22	2.32	0.64
3:D:790:TYR:CD2	3:D:906:GLN:HB3	2.33	0.64
3:D:791:TYR:HE1	3:D:1024:MET:HG3	1.63	0.64
3:D:879:ARG:CG	3:D:904:VAL:HG22	2.16	0.64
1:A:102:ALA:HB3	1:A:137:LEU:HB3	1.80	0.64
2:C:875:GLY:CA	2:C:879:ARG:HG3	2.26	0.64
3:D:1104:HIS:HA	3:D:1223:GLY:HA3	1.80	0.64
3:D:877:PRO:O	3:D:880:ILE:HB	1.97	0.64
2:C:140:ILE:CD1	2:C:331:ARG:HD3	2.28	0.64
2:C:64:LEU:HB3	2:C:359:MET:CE	2.28	0.64
3:D:558:LEU:CG	3:D:567:ILE:HD11	2.27	0.64
3:D:499:VAL:O	3:D:503:LEU:N	2.29	0.64
2:C:1008:ARG:CG	2:C:1009:SER:N	2.61	0.64
2:C:1051:GLU:HA	2:C:1055:ILE:HD12	1.77	0.64
2:C:605:LYS:HE2	2:C:611:ILE:HG23	1.79	0.64
2:C:7:GLY:O	2:C:8:ARG:HG3	1.97	0.64
3:D:1354:GLN:CD	3:D:1365:HIS:HB2	2.18	0.64
3:D:793:THR:HB	3:D:879:ARG:CZ	2.27	0.64
3:D:879:ARG:CZ	3:D:905:PRO:HD2	2.27	0.64
2:C:18:LEU:O	2:C:408:ARG:HD3	1.97	0.64
2:C:333:ILE:CD1	2:C:468:ARG:NE	2.61	0.64
1:B:215:ALA:O	1:B:219:GLU:HB2	1.97	0.64
2:C:25:SER:O	2:C:28:LYS:HG2	1.97	0.64
1:A:156:GLY:O	1:A:163:ALA:HB1	1.98	0.64

*Continued on next page...*

*Continued from previous page...*

Atom-1	Atom-2	Distance(Å)	Clash(Å)
2:C:1011:GLY:O	2:C:1013:TYR:N	2.31	0.64
2:C:322:VAL:O	2:C:322:VAL:HG13	1.98	0.64
3:D:836:VAL:HG11	3:D:858:LEU:CG	2.27	0.64
1:A:120:GLU:O	1:A:121:ILE:HD13	1.98	0.64
2:C:94:LEU:HD23	2:C:344:PHE:HZ	1.63	0.64
1:A:28:LEU:HD23	1:B:220:HIS:HE1	1.63	0.63
1:B:111:VAL:HG23	1:B:124:PRO:O	1.97	0.63
2:C:924:LEU:N	2:C:924:LEU:HD23	2.12	0.63
3:D:1081:GLY:O	3:D:1085:THR:HG23	1.97	0.63
2:C:87:ASP:OD2	2:C:824:ARG:NH2	2.29	0.63
2:C:31:GLN:O	2:C:33:ASP:N	2.32	0.63
2:C:274:ARG:HG3	2:C:275:TYR:N	2.12	0.63
3:D:1380:VAL:HG13	3:D:1397:GLU:HB2	1.80	0.63
1:A:184:ARG:NE	1:A:193:LYS:HD2	2.13	0.63
1:B:100:LEU:HD22	1:B:139:MET:HE1	1.80	0.63
3:D:1108:VAL:HG13	3:D:1203:GLN:HA	1.79	0.63
3:D:1345:VAL:O	3:D:1348:TYR:N	2.31	0.63
3:D:638:LYS:CB	3:D:932:ASP:OD1	2.46	0.63
4:E:14:ASP:OD1	4:E:18:ARG:HD2	1.98	0.63
2:C:460:ARG:HD2	2:C:464:LEU:HD22	1.81	0.63
2:C:441:VAL:HB	3:D:1075:SER:HB2	1.80	0.63
2:C:148:PHE:HA	2:C:159:ILE:HA	1.80	0.63
1:A:93:ARG:O	1:A:94:TRP:HB3	1.96	0.63
1:B:44:LEU:CD2	1:B:198:ILE:HD11	2.27	0.63
1:B:88:ARG:HB2	1:B:122:MET:SD	2.38	0.63
1:B:98:LEU:O	1:B:140:GLU:HA	1.98	0.63
2:C:1055:ILE:H	2:C:1055:ILE:CD1	2.07	0.63
2:C:551:GLU:HA	2:C:906:PHE:CE2	2.30	0.63
1:A:164:ILE:CG1	1:A:164:ILE:O	2.43	0.63
1:A:88:ARG:HD3	1:A:120:GLU:OE2	1.99	0.63
2:C:110:GLU:CB	2:C:369:PRO:HG2	2.28	0.63
2:C:246:ASP:O	2:C:248:PRO:HD3	1.97	0.63
3:D:627:GLY:O	3:D:747:VAL:HG12	1.99	0.63
2:C:253:ALA:O	2:C:254:LEU:HB3	1.97	0.63
2:C:148:PHE:CE1	2:C:309:TYR:CD2	2.87	0.63
2:C:149:THR:HG23	2:C:150:PRO:HD2	1.80	0.63
2:C:115:LEU:CG	2:C:378:LEU:HD22	2.29	0.63
2:C:734:LEU:O	2:C:737:LEU:O	2.17	0.63
2:C:246:ASP:HB3	2:C:247:PRO:HD2	1.80	0.63
1:A:223:TYR:CE1	1:B:9:PRO:HD2	2.33	0.63
2:C:924:LEU:O	2:C:928:LYS:HG3	1.98	0.63
3:D:863:THR:C	3:D:864:VAL:HG23	2.19	0.63

*Continued on next page...*

*Continued from previous page...*

Atom-1	Atom-2	Distance(Å)	Clash(Å)
2:C:141:HIS:NE2	2:C:332:ARG:HD3	2.14	0.63
2:C:439:CYS:CB	2:C:468:ARG:HH12	2.12	0.63
4:E:38:THR:HG22	4:E:39:VAL:H	1.62	0.63
2:C:1015:LEU:HD12	2:C:1016:ILE:HG12	1.80	0.63
1:A:177:ALA:O	1:A:178:PHE:HB3	1.98	0.63
2:C:595:LEU:HD21	2:C:623:HIS:HB3	1.80	0.63
2:C:862:PRO:HG3	2:C:925:TYR:OH	1.98	0.63
2:C:877:PRO:HG2	2:C:878:SER:H	1.64	0.63
2:C:996:LYS:CE	2:C:1000:MET:HE3	2.27	0.63
3:D:1208:TYR:HA	3:D:1215:PRO:HA	1.81	0.63
3:D:970:ARG:HG3	3:D:971:LYS:N	2.14	0.63
2:C:333:ILE:HD11	2:C:468:ARG:NE	2.12	0.63
1:A:19:HIS:HB2	1:A:200:THR:HA	1.81	0.63
3:D:637:LEU:CB	3:D:641:GLN:HG3	2.29	0.63
3:D:1081:GLY:HA2	3:D:1084:ASP:HB2	1.79	0.63
1:A:102:ALA:HA	1:A:106:LYS:NZ	2.14	0.63
2:C:1012:PRO:CB	2:C:1023:GLY:HA3	2.29	0.63
2:C:842:ARG:HH21	2:C:887:GLU:CD	2.01	0.63
1:A:57:TYR:CD2	1:A:57:TYR:C	2.71	0.63
1:B:193:LYS:O	1:B:193:LYS:HG2	1.98	0.63
3:D:864:VAL:HG12	3:D:874:GLU:C	2.18	0.63
1:A:56:VAL:HG11	1:A:82:LEU:CD1	2.28	0.63
2:C:212:SER:O	2:C:218:VAL:HG21	1.98	0.63
2:C:712:ALA:HB3	2:C:820:ARG:O	1.98	0.63
2:C:605:LYS:HG2	2:C:607:ASP:N	2.10	0.63
2:C:969:LEU:HD13	3:D:952:ILE:CB	2.19	0.63
3:D:1267:ARG:O	3:D:1269:PRO:N	2.31	0.63
3:D:702:LEU:O	3:D:713:ILE:O	2.17	0.63
3:D:729:HIS:HE2	3:D:731:LEU:HB2	1.64	0.63
1:A:108:VAL:O	1:A:128:ILE:HB	1.98	0.63
4:E:48:MET:O	4:E:54:LEU:HA	1.99	0.63
1:B:110:ALA:HA	1:B:113:PHE:HE1	1.63	0.62
1:B:99:ILE:HG12	1:B:140:GLU:HG2	1.81	0.62
2:C:852:ILE:N	2:C:852:ILE:HD13	2.13	0.62
2:C:861:LEU:HG	2:C:862:PRO:CD	2.27	0.62
3:D:1066:LEU:O	3:D:1068:VAL:N	2.32	0.62
3:D:1106:ILE:HG23	3:D:1201:VAL:H	1.63	0.62
3:D:866:THR:HA	3:D:873:LEU:O	1.98	0.62
3:D:103:TRP:O	3:D:104:PHE:CB	2.46	0.62
2:C:1105:LYS:C	2:C:1108:PRO:HD3	2.18	0.62
3:D:124:GLU:HA	3:D:456:MET:SD	2.40	0.62
3:D:770:LEU:HD12	3:D:770:LEU:N	2.14	0.62

*Continued on next page...*

*Continued from previous page...*

Atom-1	Atom-2	Distance(Å)	Clash(Å)
3:D:1402:GLU:C	3:D:1404:LEU:H	2.02	0.62
3:D:1108:VAL:HG11	3:D:1216:VAL:HG12	1.79	0.62
3:D:729:HIS:CE1	3:D:730:PRO:HG2	2.34	0.62
3:D:795:VAL:CG2	3:D:904:VAL:HG11	2.23	0.62
3:D:1087:LEU:HA	3:D:1090:ALA:HB3	1.80	0.62
1:A:126:LEU:HG	1:A:126:LEU:O	1.99	0.62
2:C:172:ILE:CD1	2:C:184:MET:SD	2.87	0.62
3:D:1279:ASP:HA	3:D:1318:ASP:O	2.00	0.62
2:C:446:GLY:O	2:C:447:ALA:HB3	1.99	0.62
1:A:210:LEU:O	1:A:213:ALA:HB3	1.99	0.62
1:B:111:VAL:C	1:B:113:PHE:H	2.01	0.62
2:C:631:SER:CB	2:C:635:THR:H	2.09	0.62
2:C:859:PRO:HD2	2:C:867:VAL:HG21	1.82	0.62
3:D:1354:GLN:OE1	3:D:1365:HIS:HB2	1.99	0.62
2:C:984:GLU:CG	3:D:945:SER:HA	2.29	0.62
3:D:1087:LEU:HD13	3:D:1239:MET:HB2	1.79	0.62
1:A:104:GLY:HA2	1:A:135:GLY:H	1.64	0.62
2:C:162:ILE:CA	2:C:171:TRP:HZ3	2.07	0.62
3:D:696:HIS:CE1	4:E:48:MET:HG3	2.34	0.62
4:E:38:THR:HG22	4:E:40:LEU:H	1.65	0.62
2:C:881:ASN:N	2:C:881:ASN:ND2	2.46	0.62
2:C:552:HIS:CE1	3:D:1065:GLY:HA2	2.33	0.62
3:D:1322:ALA:O	3:D:1324:GLN:N	2.32	0.62
2:C:760:SER:HB2	2:C:788:THR:HG21	1.80	0.62
2:C:1097:LEU:HD13	3:D:10:ILE:HD11	1.81	0.62
2:C:481:GLU:N	2:C:481:GLU:OE1	2.33	0.62
1:B:210:LEU:O	1:B:214:VAL:HG23	1.99	0.62
2:C:632:ASN:HB2	2:C:633:GLN:HE22	1.63	0.62
2:C:30:LEU:HA	2:C:44:ILE:HD13	1.80	0.62
4:E:68:LEU:HA	4:E:73:LEU:CD1	2.28	0.62
2:C:84:ARG:HA	2:C:131:GLY:HA2	1.80	0.62
1:A:44:LEU:HD13	1:A:198:ILE:HG13	1.82	0.62
1:B:56:VAL:HB	1:B:164:ILE:HD11	1.81	0.62
3:D:1054:PHE:CE2	3:D:1073:ILE:HG13	2.34	0.62
3:D:1229:SER:O	3:D:1233:PRO:HD2	1.99	0.62
2:C:408:ARG:NH2	2:C:457:ALA:HA	2.15	0.62
1:A:100:LEU:HD12	1:A:100:LEU:C	2.19	0.62
2:C:323:ASP:C	2:C:325:ILE:N	2.47	0.62
2:C:605:LYS:HZ1	2:C:611:ILE:HG13	1.64	0.62
2:C:570:PRO:HB3	2:C:660:ALA:HB2	1.80	0.62
2:C:839:LEU:HD23	2:C:849:VAL:HG23	1.80	0.62
2:C:687:ALA:HB1	2:C:850:ALA:HB2	1.82	0.62

*Continued on next page...*

*Continued from previous page...*

Atom-1	Atom-2	Distance(Å)	Clash(Å)
2:C:336:VAL:HA	2:C:339:LEU:HD13	1.80	0.62
2:C:162:ILE:N	2:C:162:ILE:HD12	2.14	0.62
2:C:159:ILE:HB	2:C:174:LEU:HB2	1.80	0.62
2:C:99:GLN:HA	2:C:108:ILE:O	1.98	0.62
2:C:579:VAL:HG23	2:C:842:ARG:HH22	1.64	0.62
2:C:981:GLU:HB3	2:C:982:PRO:HD2	1.81	0.62
2:C:706:GLU:CD	2:C:707:ARG:H	2.02	0.62
2:C:1054:THR:HB	2:C:1055:ILE:HD12	1.81	0.62
3:D:1035:GLN:HE21	3:D:1035:GLN:CA	2.04	0.62
3:D:1284:ILE:HG22	3:D:1284:ILE:O	2.00	0.62
3:D:1484:PHE:CE2	4:E:18:ARG:HG3	2.34	0.62
3:D:795:VAL:HG22	3:D:876:ASN:ND2	2.14	0.62
3:D:880:ILE:O	3:D:883:ALA:HB3	1.99	0.62
2:C:20:GLU:OE1	2:C:461:VAL:HG22	2.00	0.62
3:D:98:PRO:CB	3:D:574:LEU:HD23	2.30	0.62
2:C:707:ARG:HG3	2:C:707:ARG:O	1.98	0.62
1:B:176:VAL:HG13	1:B:198:ILE:HD12	1.81	0.62
2:C:540:PHE:CE1	2:C:906:PHE:HE1	2.17	0.62
2:C:944:LEU:HD21	2:C:963:LEU:HD22	1.81	0.62
3:D:699:VAL:N	3:D:756:GLN:NE2	2.44	0.62
3:D:631:ILE:HG21	3:D:745:MET:CE	2.30	0.62
2:C:21:ILE:HD12	2:C:460:ARG:HH21	1.63	0.62
2:C:352:ALA:O	2:C:355:VAL:HG12	2.00	0.62
3:D:1282:VAL:CG1	3:D:1315:LYS:HA	2.27	0.62
2:C:1087:VAL:O	2:C:1091:GLU:HB2	1.99	0.62
3:D:578:VAL:HG12	3:D:582:ILE:HD11	1.80	0.62
3:D:582:ILE:O	3:D:584:ASN:N	2.33	0.62
3:D:805:ALA:HB3	3:D:827:ILE:CA	2.29	0.62
1:B:150:VAL:HB	1:B:168:ALA:CB	2.30	0.62
1:A:157:ILE:HG23	1:A:158:LYS:N	2.07	0.62
1:A:161:ILE:HD13	1:A:162:ASN:HD21	1.65	0.62
2:C:310:LEU:O	2:C:313:LEU:N	2.32	0.62
1:B:91:ASP:N	1:B:92:PRO:CD	2.63	0.62
1:A:191:LEU:HD23	1:A:191:LEU:H	1.65	0.62
3:D:1044:GLY:HA2	3:D:1058:VAL:H	1.65	0.61
3:D:952:ILE:O	3:D:954:ASP:O	2.18	0.61
3:D:498:VAL:O	3:D:502:PHE:HB2	2.00	0.61
1:A:56:VAL:HG11	1:A:82:LEU:HD12	1.81	0.61
2:C:497:ALA:HA	2:C:502:PRO:HG3	1.81	0.61
2:C:285:LEU:HD22	2:C:286:SER:H	1.63	0.61
1:B:176:VAL:HG13	1:B:198:ILE:CD1	2.30	0.61
2:C:399:ASN:HD21	2:C:401:LEU:HB3	1.65	0.61

*Continued on next page...*

*Continued from previous page...*

Atom-1	Atom-2	Distance(Å)	Clash(Å)
2:C:672:VAL:HG22	2:C:868:ASP:CG	2.20	0.61
3:D:701:LEU:HA	3:D:715:ALA:HB2	1.82	0.61
2:C:181:VAL:HG12	2:C:182:VAL:N	2.15	0.61
2:C:202:TYR:CE1	2:C:304:LEU:HD13	2.35	0.61
2:C:813:VAL:CG1	2:C:815:LEU:HD11	2.31	0.61
3:D:691:LEU:C	3:D:693:GLU:N	2.52	0.61
1:B:173:VAL:HA	1:B:200:THR:CG2	2.30	0.61
2:C:515:ALA:HB2	3:D:1070:GLU:OE2	2.00	0.61
2:C:564:MET:SD	2:C:840:ALA:CB	2.87	0.61
3:D:1254:THR:HA	3:D:1259:ARG:HD2	1.81	0.61
3:D:643:GLY:O	3:D:644:LEU:HB2	1.98	0.61
2:C:17:PRO:HG2	2:C:19:THR:N	2.06	0.61
2:C:363:SER:HB3	2:C:366:THR:HB	1.83	0.61
2:C:754:ILE:HA	2:C:791:ARG:HG2	1.82	0.61
3:D:566:ILE:HA	3:D:569:ASN:OD1	2.00	0.61
2:C:654:LEU:O	2:C:655:LEU:C	2.38	0.61
2:C:836:GLY:C	2:C:848:VAL:HG23	2.21	0.61
3:D:1464:LYS:O	3:D:1468:ILE:HG13	2.01	0.61
3:D:795:VAL:HG12	3:D:796:ARG:N	2.16	0.61
2:C:257:LEU:CD1	2:C:264:PRO:HG3	2.26	0.61
2:C:21:ILE:HD12	2:C:460:ARG:NH2	2.15	0.61
1:A:137:LEU:O	1:A:139:MET:HG3	2.00	0.61
2:C:348:LEU:HD12	2:C:378:LEU:HD11	1.82	0.61
3:D:691:LEU:C	3:D:693:GLU:H	2.03	0.61
1:B:55:SER:HA	1:B:165:PRO:HA	1.82	0.61
1:A:184:ARG:HH21	1:A:193:LYS:HE3	1.66	0.61
1:A:172:PRO:O	1:A:201:ASP:HA	2.00	0.61
2:C:672:VAL:O	2:C:991:GLN:HA	2.01	0.61
2:C:682:TYR:CD1	2:C:851:LYS:HD2	2.35	0.61
3:D:1015:ASN:O	3:D:1016:TYR:CB	2.48	0.61
3:D:1069:LEU:C	3:D:1071:TYR:N	2.51	0.61
3:D:654:LYS:HB3	3:D:655:PRO:CD	2.26	0.61
2:C:421:GLU:HG2	2:C:424:GLY:N	2.15	0.61
2:C:65:VAL:HG23	2:C:101:ILE:HB	1.81	0.61
3:D:606:ILE:HD12	3:D:606:ILE:H	1.63	0.61
1:B:212:GLN:O	1:B:215:ALA:HB3	2.00	0.61
2:C:285:LEU:HD11	2:C:302:VAL:CG2	2.31	0.61
2:C:1036:GLU:O	2:C:1039:ALA:HB3	2.00	0.61
2:C:588:VAL:HG23	2:C:666:LEU:HB2	1.83	0.61
3:D:957:ILE:HG23	3:D:1040:CYS:O	2.01	0.61
2:C:439:CYS:HB2	2:C:468:ARG:HH12	1.64	0.61
2:C:759:THR:HB	2:C:785:VAL:CG2	2.30	0.61

*Continued on next page...*



*Continued from previous page...*

Atom-1	Atom-2	Distance(Å)	Clash(Å)
3:D:1460:LEU:CD1	3:D:1471:ARG:HH11	2.14	0.61
3:D:1278:ILE:CG2	3:D:1279:ASP:N	2.64	0.61
3:D:578:VAL:C	3:D:580:ALA:H	2.02	0.61
3:D:1264:PHE:O	3:D:1425:VAL:HB	2.00	0.61
2:C:196:LEU:HD11	2:C:200:LEU:HD21	1.82	0.61
2:C:922:PHE:C	2:C:924:LEU:H	2.02	0.61
2:C:457:ALA:O	2:C:459:ALA:N	2.34	0.61
1:A:124:PRO:HG2	1:A:125:ASP:OD1	2.01	0.61
2:C:204:GLN:HG3	2:C:205:GLU:HG2	1.82	0.61
2:C:354:GLY:O	2:C:358:ARG:HG2	2.01	0.61
3:D:1283:ARG:CG	3:D:1294:PHE:HB2	2.31	0.61
3:D:1102:VAL:HG21	3:D:1425:VAL:CG1	2.30	0.61
3:D:149:LYS:O	3:D:153:LEU:N	2.22	0.61
2:C:970:GLY:CA	3:D:950:ILE:HD13	2.31	0.61
3:D:625:TYR:HE1	3:D:751:LEU:HD21	1.66	0.61
1:A:86:VAL:HG21	1:A:202:GLY:CA	2.30	0.61
2:C:636:ALA:HB3	2:C:703:ILE:O	2.01	0.61
2:C:413:LEU:HD11	2:C:448:ASN:OD1	2.00	0.61
2:C:185:LYS:HA	2:C:189:ARG:O	2.01	0.61
2:C:128:ILE:N	2:C:128:ILE:HD12	2.14	0.61
2:C:491:GLU:CD	2:C:510:THR:HB	2.22	0.61
2:C:570:PRO:C	2:C:571:LEU:HD12	2.21	0.61
2:C:613:VAL:HG21	2:C:619:ARG:NE	2.16	0.61
2:C:691:SER:HB2	2:C:858:MET:HE1	1.82	0.61
2:C:859:PRO:HD2	2:C:867:VAL:CG2	2.31	0.61
3:D:1012:PHE:HA	3:D:1015:ASN:O	2.01	0.61
3:D:1482:VAL:CG1	4:E:21:VAL:HG21	2.30	0.61
3:D:849:ALA:O	3:D:853:VAL:HG23	2.00	0.61
3:D:961:LYS:CE	3:D:1042:MET:HB3	2.31	0.61
3:D:1087:LEU:HA	3:D:1090:ALA:CB	2.30	0.61
1:A:208:GLU:HB3	1:A:212:GLN:HE21	1.65	0.61
2:C:843:HIS:HD2	2:C:884:GLN:CA	2.14	0.61
3:D:1252:ASP:C	3:D:1254:THR:H	2.04	0.61
3:D:966:GLU:O	3:D:970:ARG:N	2.34	0.61
2:C:460:ARG:NH1	2:C:464:LEU:HD21	2.15	0.61
2:C:327:HIS:C	2:C:329:GLY:H	2.04	0.61
2:C:402:SER:O	2:C:403:SER:C	2.39	0.61
3:D:1089:THR:HA	3:D:1092:SER:CB	2.30	0.61
3:D:1487:VAL:HB	4:E:85:LEU:HD11	1.83	0.60
1:B:110:ALA:HB3	1:B:125:ASP:O	2.01	0.60
2:C:568:ALA:O	2:C:569:VAL:HG12	2.01	0.60
2:C:874:LEU:HD12	2:C:875:GLY:H	1.67	0.60

*Continued on next page...*



*Continued from previous page...*

Atom-1	Atom-2	Distance(Å)	Clash(Å)
3:D:1330:ALA:O	3:D:1332:ASP:N	2.34	0.60
3:D:1379:TYR:CD1	3:D:1423:MET:HG3	2.36	0.60
2:C:1043:TYR:CD2	3:D:763:MET:HG2	2.36	0.60
3:D:952:ILE:O	3:D:954:ASP:N	2.34	0.60
3:D:754:PHE:CD1	4:E:24:ALA:HB1	2.36	0.60
3:D:1123:LEU:HG	3:D:1141:ILE:HD13	1.82	0.60
3:D:705:ALA:HB3	3:D:706:PRO:CD	2.30	0.60
3:D:1130:THR:O	3:D:1131:ARG:C	2.37	0.60
3:D:1146:TYR:CD2	3:D:1147:GLY:N	2.69	0.60
3:D:477:LEU:HD12	3:D:480:GLU:HB3	1.83	0.60
3:D:1473:ILE:O	3:D:1478:GLY:HA3	2.01	0.60
3:D:777:PRO:HD2	3:D:912:LYS:HE3	1.82	0.60
2:C:710:ILE:N	2:C:710:ILE:HD12	2.15	0.60
2:C:745:ILE:HA	2:C:800:VAL:HG12	1.83	0.60
1:B:102:ALA:HB3	1:B:136:LYS:O	2.01	0.60
3:D:1293:VAL:HG23	3:D:1306:LEU:HD22	1.82	0.60
3:D:907:GLU:HB3	3:D:911:LEU:HD22	1.83	0.60
3:D:948:ILE:HD13	3:D:948:ILE:N	2.09	0.60
1:A:109:ARG:H	1:A:109:ARG:CD	2.13	0.60
2:C:63:GLY:HA2	2:C:102:HIS:HA	1.82	0.60
2:C:86:LYS:HA	2:C:806:LEU:HD11	1.83	0.60
3:D:1381:GLU:HB3	3:D:1419:LYS:HD2	1.84	0.60
3:D:511:TRP:O	3:D:512:MET:HG3	2.02	0.60
2:C:328:LEU:HB3	2:C:467:ILE:CG2	2.31	0.60
2:C:502:PRO:HB2	2:C:507:ARG:NH2	2.17	0.60
2:C:291:VAL:CB	2:C:299:LYS:HE3	2.32	0.60
3:D:1476:GLY:C	3:D:1478:GLY:H	2.05	0.60
3:D:1449:THR:O	3:D:1452:ALA:HB3	2.01	0.60
2:C:568:ALA:O	2:C:569:VAL:HB	2.01	0.60
2:C:568:ALA:O	2:C:569:VAL:CB	2.49	0.60
2:C:613:VAL:HG13	2:C:620:LEU:N	2.15	0.60
2:C:950:LEU:O	2:C:951:GLY:C	2.40	0.60
3:D:1467:VAL:O	3:D:1470:GLY:N	2.33	0.60
2:C:1020:PRO:HG2	3:D:624:ASP:HB2	1.82	0.60
3:D:752:SER:O	3:D:754:PHE:N	2.34	0.60
2:C:63:GLY:CA	2:C:102:HIS:HA	2.31	0.60
1:B:184:ARG:CB	1:B:189:THR:HA	2.32	0.60
3:D:1354:GLN:O	3:D:1356:VAL:N	2.35	0.60
3:D:1281:VAL:HG12	3:D:1282:VAL:N	2.16	0.60
2:C:290:LEU:HD12	2:C:300:ASP:HA	1.84	0.60
2:C:981:GLU:H	2:C:981:GLU:CD	2.05	0.60
1:B:159:ASP:O	1:B:161:ILE:N	2.34	0.60

*Continued on next page...*

*Continued from previous page...*

Atom-1	Atom-2	Distance(Å)	Clash(Å)
3:D:1138:ARG:H	3:D:1138:ARG:HD2	1.66	0.60
2:C:1005:MET:CG	3:D:724:GLN:HG3	2.31	0.60
1:A:72:LYS:CA	2:C:607:ASP:HB3	2.31	0.60
2:C:685:GLU:HB3	2:C:686:ASP:OD1	2.01	0.60
2:C:873:PRO:O	2:C:877:PRO:CD	2.50	0.60
2:C:984:GLU:O	3:D:945:SER:O	2.20	0.60
3:D:1070:GLU:HG3	3:D:1073:ILE:CG1	2.32	0.60
3:D:1111:ALA:HA	3:D:1203:GLN:O	2.01	0.60
3:D:1354:GLN:O	3:D:1355:LYS:C	2.38	0.60
2:C:30:LEU:O	2:C:31:GLN:C	2.41	0.60
2:C:1107:ASN:N	2:C:1108:PRO:CD	2.65	0.60
1:B:25:LEU:HD11	1:B:28:LEU:CD1	2.30	0.60
1:A:31:GLY:N	1:A:192:ASP:OD1	2.35	0.60
2:C:396:ASP:HB3	2:C:402:SER:HB3	1.84	0.60
2:C:588:VAL:HG12	2:C:588:VAL:O	2.00	0.60
2:C:565:GLN:HG3	2:C:668:LEU:CD1	2.32	0.60
3:D:638:LYS:CB	3:D:935:LYS:HD3	2.31	0.60
2:C:13:ILE:HG22	2:C:14:PRO:CD	2.28	0.60
3:D:616:GLN:O	3:D:617:ASN:HB2	2.00	0.60
1:A:179:GLN:HE21	2:C:934:PHE:CB	2.11	0.59
1:B:58:ILE:CG2	1:B:139:MET:HG2	2.32	0.59
2:C:874:LEU:O	2:C:876:VAL:N	2.35	0.59
3:D:510:GLU:O	3:D:512:MET:N	2.35	0.59
2:C:460:ARG:O	2:C:461:VAL:HB	2.01	0.59
2:C:428:ARG:HA	2:C:431:HIS:HD2	1.65	0.59
2:C:208:VAL:HG21	2:C:218:VAL:HG13	1.84	0.59
2:C:355:VAL:HG13	2:C:356:ARG:N	2.17	0.59
1:B:93:ARG:O	1:B:94:TRP:O	2.20	0.59
2:C:837:ASP:N	2:C:837:ASP:OD2	2.35	0.59
2:C:673:LEU:CD2	2:C:867:VAL:HG12	2.32	0.59
2:C:946:ARG:NH1	2:C:984:GLU:HB2	2.15	0.59
3:D:657:LEU:O	3:D:660:LYS:N	2.26	0.59
3:D:663:GLU:C	3:D:665:ALA:H	2.05	0.59
3:D:90:MET:N	3:D:520:LEU:HD21	2.16	0.59
2:C:502:PRO:HB2	2:C:507:ARG:NH1	2.16	0.59
3:D:787:LEU:HD12	3:D:787:LEU:O	2.01	0.59
2:C:772:ARG:HD3	2:C:772:ARG:O	2.02	0.59
2:C:958:SER:HB2	2:C:959:PRO:HD2	1.84	0.59
1:B:41:ARG:HA	1:B:176:VAL:HG11	1.84	0.59
2:C:551:GLU:CG	2:C:906:PHE:HD2	2.07	0.59
2:C:918:LEU:HD13	2:C:968:ASP:O	2.02	0.59
3:D:1018:PHE:HA	3:D:1024:MET:HE1	1.84	0.59

*Continued on next page...*

*Continued from previous page...*

Atom-1	Atom-2	Distance(Å)	Clash(Å)
3:D:1220:GLU:HA	4:E:17:TYR:OH	2.02	0.59
2:C:21:ILE:CD1	2:C:460:ARG:HH21	2.15	0.59
2:C:423:ALA:HA	2:C:427:VAL:HG21	1.84	0.59
1:A:114:THR:HG23	1:A:114:THR:O	2.03	0.59
3:D:829:VAL:O	3:D:830:ALA:CB	2.50	0.59
2:C:285:LEU:HD11	2:C:302:VAL:HG21	1.85	0.59
2:C:803:ARG:HD2	2:C:803:ARG:O	2.01	0.59
1:A:35:THR:HG21	1:B:43:ILE:HD11	1.83	0.59
1:A:38:ASN:HB3	1:A:39:PRO:HD3	1.84	0.59
2:C:5:ARG:HH22	2:C:10:ARG:HH11	1.49	0.59
2:C:841:ASN:HD21	2:C:845:ASN:N	1.93	0.59
2:C:882:LEU:HD11	2:C:884:GLN:NE2	2.18	0.59
3:D:1364:LEU:CD2	3:D:1365:HIS:H	2.16	0.59
3:D:846:PRO:HG3	3:D:880:ILE:HD12	1.83	0.59
3:D:794:GLN:OE1	3:D:906:GLN:NE2	2.35	0.59
3:D:18:ILE:HD12	3:D:18:ILE:H	1.67	0.59
1:A:111:VAL:O	1:A:113:PHE:N	2.35	0.59
1:A:85:LEU:C	1:A:85:LEU:HD23	2.22	0.59
2:C:497:ALA:C	2:C:502:PRO:HA	2.22	0.59
2:C:613:VAL:HG22	2:C:620:LEU:C	2.21	0.59
3:D:1010:ASN:O	3:D:1013:GLU:HB3	2.03	0.59
3:D:1095:LEU:CD1	3:D:1099:LEU:HD13	2.30	0.59
1:A:84:GLU:O	1:A:85:LEU:C	2.40	0.59
1:A:98:LEU:HB3	1:A:113:PHE:HD2	1.66	0.59
2:C:764:GLU:OE2	2:C:786:LYS:HE3	2.03	0.59
1:A:12:THR:HG22	1:A:13:ALA:H	1.66	0.59
3:D:514:LEU:O	3:D:515:GLU:CB	2.50	0.59
3:D:604:THR:O	3:D:608:SER:HB3	2.03	0.59
3:D:803:GLY:O	3:D:826:PRO:N	2.35	0.59
2:C:640:ARG:O	2:C:656:ALA:HB1	2.02	0.59
2:C:600:ASP:C	2:C:648:ARG:HB2	2.23	0.59
2:C:910:THR:HB	2:C:913:GLU:HG3	1.85	0.59
3:D:1332:ASP:C	3:D:1334:HIS:N	2.56	0.59
3:D:1433:LYS:CG	3:D:1434:SER:H	2.14	0.59
3:D:979:TYR:C	3:D:981:MET:N	2.56	0.59
3:D:14:SER:O	3:D:17:LYS:N	2.33	0.59
3:D:1097:ARG:NH1	3:D:1097:ARG:HG3	2.18	0.59
1:A:191:LEU:HD23	1:A:191:LEU:N	2.17	0.59
2:C:603:VAL:O	2:C:604:VAL:HB	2.02	0.59
2:C:872:ASN:ND2	2:C:874:LEU:N	2.51	0.59
3:D:1104:HIS:ND1	3:D:1105:GLU:N	2.50	0.59
3:D:1268:ARG:HH12	3:D:1331:ILE:CB	2.16	0.59

*Continued on next page...*

*Continued from previous page...*

Atom-1	Atom-2	Distance(Å)	Clash(Å)
3:D:954:ASP:O	3:D:955:ALA:HB3	2.03	0.59
2:C:163:ILE:HG22	2:C:265:LYS:NZ	2.18	0.59
2:C:202:TYR:OH	2:C:304:LEU:HD22	2.03	0.59
2:C:376:ARG:N	2:C:377:PRO:CD	2.61	0.59
2:C:842:ARG:NH2	2:C:887:GLU:OE1	2.34	0.59
1:B:173:VAL:HG12	1:B:200:THR:CG2	2.33	0.59
2:C:493:ARG:HH12	3:D:1070:GLU:CA	2.16	0.59
1:A:133:GLU:OE1	2:C:606:VAL:HB	2.02	0.59
2:C:701:THR:HG22	2:C:832:LYS:CA	2.27	0.59
2:C:743:VAL:HG12	2:C:744:ARG:N	2.18	0.59
1:B:105:PRO:HB3	1:B:132:GLU:HG3	1.85	0.59
2:C:700:TYR:CB	2:C:833:LEU:HD22	2.32	0.59
3:D:601:ARG:HD3	3:D:605:ASP:CG	2.23	0.59
1:A:26:GLU:CB	1:A:27:PRO:CD	2.72	0.59
2:C:565:GLN:HG3	2:C:668:LEU:HD13	1.84	0.59
3:D:719:VAL:O	3:D:721:VAL:HG23	2.03	0.59
3:D:638:LYS:CB	3:D:729:HIS:CE1	2.86	0.59
2:C:257:LEU:O	2:C:259:GLY:N	2.36	0.59
2:C:344:PHE:O	2:C:346:VAL:N	2.36	0.59
2:C:1034:GLU:HA	2:C:1037:VAL:HG23	1.84	0.59
3:D:616:GLN:O	3:D:617:ASN:CB	2.50	0.59
1:A:23:PHE:CD2	1:A:210:LEU:HD22	2.37	0.59
2:C:571:LEU:N	2:C:571:LEU:CD1	2.65	0.59
2:C:915:LYS:O	2:C:916:GLU:C	2.41	0.59
3:D:1482:VAL:HG13	3:D:1484:PHE:HE2	1.67	0.59
3:D:657:LEU:HD12	3:D:660:LYS:HB3	1.84	0.59
2:C:457:ALA:C	2:C:459:ALA:H	2.07	0.59
2:C:196:LEU:O	2:C:200:LEU:HG	2.03	0.59
2:C:1034:GLU:CG	2:C:1035:MET:N	2.66	0.59
2:C:613:VAL:HG21	2:C:619:ARG:HG3	1.85	0.58
2:C:398:THR:OG1	2:C:633:GLN:HG3	2.02	0.58
2:C:682:TYR:HB3	2:C:689:VAL:HG22	1.85	0.58
2:C:845:ASN:HD21	2:C:876:VAL:HG11	1.68	0.58
2:C:881:ASN:C	2:C:882:LEU:HD23	2.23	0.58
2:C:901:TYR:O	2:C:902:ILE:HD12	2.03	0.58
3:D:1284:ILE:HG12	3:D:1293:VAL:HG13	1.85	0.58
1:A:111:VAL:HG22	1:A:124:PRO:HB2	1.85	0.58
2:C:54:ILE:O	2:C:65:VAL:O	2.21	0.58
1:A:38:ASN:O	1:A:41:ARG:N	2.36	0.58
2:C:642:ARG:H	2:C:656:ALA:HB2	1.68	0.58
3:D:791:TYR:CE1	3:D:1024:MET:HG3	2.38	0.58
4:E:81:PRO:HB2	4:E:84:ARG:HB2	1.84	0.58

*Continued on next page...*

*Continued from previous page...*

Atom-1	Atom-2	Distance(Å)	Clash(Å)
2:C:772:ARG:HH11	2:C:776:SER:HB3	1.68	0.58
2:C:40:GLU:HG2	2:C:41:ASN:ND2	2.18	0.58
1:A:200:THR:HG22	1:A:201:ASP:N	2.18	0.58
2:C:852:ILE:O	2:C:852:ILE:HG12	2.02	0.58
3:D:1275:ILE:HA	3:D:1323:GLY:CA	2.33	0.58
3:D:1273:ALA:HB1	3:D:1325:PRO:HG2	1.85	0.58
3:D:901:GLN:CB	3:D:905:PRO:HG3	2.27	0.58
2:C:308:ARG:O	2:C:310:LEU:N	2.37	0.58
2:C:54:ILE:HD13	2:C:355:VAL:HG13	1.84	0.58
2:C:115:LEU:CD1	2:C:116:GLY:H	2.15	0.58
2:C:501:THR:O	2:C:502:PRO:C	2.41	0.58
3:D:564:GLU:HA	3:D:567:ILE:HG22	1.85	0.58
1:B:117:ALA:O	1:B:119:VAL:N	2.36	0.58
2:C:570:PRO:CG	2:C:635:THR:HG23	2.33	0.58
2:C:987:ILE:HA	3:D:948:ILE:HG23	1.85	0.58
2:C:362:GLY:HA3	2:C:367:LEU:HD23	1.84	0.58
2:C:290:LEU:HA	2:C:300:ASP:HA	1.83	0.58
3:D:1438:ALA:HA	3:D:1441:PHE:HD1	1.68	0.58
1:A:224:PHE:HD2	1:B:11:PHE:CZ	2.21	0.58
1:B:194:LEU:HD11	1:B:196:LEU:HD13	1.86	0.58
1:B:24:VAL:HG22	1:B:195:THR:HA	1.86	0.58
3:D:1257:LEU:HB3	3:D:1258:PRO:HD3	1.86	0.58
3:D:1295:VAL:O	3:D:1295:VAL:HG12	2.04	0.58
3:D:1379:TYR:N	3:D:1379:TYR:CD1	2.72	0.58
2:C:460:ARG:HH11	2:C:464:LEU:HD21	1.67	0.58
2:C:290:LEU:HD11	2:C:298:PHE:HB3	1.84	0.58
3:D:1305:LYS:N	3:D:1305:LYS:HD3	2.18	0.58
3:D:607:LEU:HD11	3:D:614:PHE:CZ	2.38	0.58
2:C:360:VAL:O	2:C:361:MET:C	2.41	0.58
2:C:1055:ILE:N	2:C:1055:ILE:HD12	2.18	0.58
2:C:654:LEU:HD12	2:C:654:LEU:O	2.03	0.58
3:D:1043:ARG:NH2	3:D:1066:LEU:HD21	2.17	0.58
3:D:1104:HIS:O	3:D:1106:ILE:N	2.36	0.58
2:C:352:ALA:C	2:C:355:VAL:HG12	2.23	0.58
2:C:523:ILE:C	2:C:525:ALA:N	2.56	0.58
1:B:79:ILE:HD11	1:B:164:ILE:HD12	1.84	0.58
2:C:605:LYS:HG3	2:C:612:ALA:N	2.05	0.58
3:D:711:LEU:HD12	3:D:778:LEU:HD23	1.86	0.58
2:C:13:ILE:C	2:C:15:LEU:N	2.55	0.58
2:C:140:ILE:HB	2:C:332:ARG:O	2.04	0.58
2:C:165:LEU:O	2:C:167:LYS:N	2.36	0.58
1:B:41:ARG:HG2	1:B:176:VAL:CG1	2.33	0.58

*Continued on next page...*

*Continued from previous page...*

Atom-1	Atom-2	Distance(Å)	Clash(Å)
2:C:1008:ARG:HD2	2:C:1029:GLY:N	2.17	0.58
2:C:573:ARG:O	2:C:575:GLN:HG3	2.04	0.58
3:D:1482:VAL:HG11	4:E:18:ARG:HA	1.84	0.58
3:D:654:LYS:O	3:D:657:LEU:N	2.37	0.58
3:D:859:ASP:OD1	3:D:861:GLN:NE2	2.36	0.58
2:C:265:LYS:O	2:C:266:ARG:HB2	2.04	0.58
3:D:496:LEU:HG	3:D:500:ARG:HG2	1.85	0.58
2:C:112:GLU:O	2:C:113:VAL:HB	2.04	0.58
2:C:342:ASP:O	2:C:346:VAL:HG23	2.03	0.58
2:C:443:THR:HB	2:C:444:PRO:HD3	1.86	0.58
2:C:443:THR:O	2:C:444:PRO:O	2.22	0.58
2:C:725:ASP:OD1	2:C:725:ASP:O	2.20	0.58
2:C:600:ASP:HA	2:C:648:ARG:HD2	1.86	0.58
2:C:603:VAL:HG21	2:C:645:VAL:CA	2.34	0.58
3:D:1068:VAL:CG1	3:D:1070:GLU:HB2	2.32	0.58
3:D:961:LYS:HE3	3:D:1042:MET:HB3	1.86	0.58
2:C:163:ILE:HB	2:C:164:PRO:HD2	1.84	0.58
4:E:38:THR:HG22	4:E:39:VAL:N	2.19	0.58
2:C:271:GLU:O	2:C:272:ALA:HB3	2.03	0.58
2:C:552:HIS:ND1	3:D:1065:GLY:HA2	2.17	0.58
2:C:889:HIS:CE1	3:D:951:GLY:N	2.62	0.58
3:D:853:VAL:HG13	3:D:858:LEU:O	2.04	0.58
3:D:908:LYS:HD2	3:D:1028:GLY:HA3	1.86	0.58
3:D:925:GLU:O	3:D:928:ALA:HB3	2.04	0.58
3:D:979:TYR:C	3:D:981:MET:H	2.05	0.58
3:D:704:ARG:HH11	3:D:704:ARG:HG2	1.67	0.58
1:A:91:ASP:HB3	1:A:94:TRP:NE1	2.19	0.58
3:D:501:ALA:HB1	3:D:1454:ALA:HA	1.86	0.58
1:A:16:GLN:HG3	1:A:20:TYR:HB3	1.86	0.57
2:C:509:ALA:O	2:C:515:ALA:O	2.22	0.57
2:C:642:ARG:O	2:C:643:VAL:HG23	2.04	0.57
2:C:679:PHE:HB2	2:C:870:ILE:HG21	1.86	0.57
2:C:936:VAL:HG13	2:C:940:GLU:HB2	1.86	0.57
3:D:1044:GLY:HA3	3:D:1058:VAL:H	1.69	0.57
3:D:1212:MET:C	3:D:1214:ARG:H	2.07	0.57
2:C:266:ARG:HG2	2:C:268:ASP:CA	2.34	0.57
3:D:17:LYS:O	3:D:20:SER:N	2.34	0.57
2:C:710:ILE:HD12	2:C:823:VAL:O	2.03	0.57
2:C:795:GLY:O	2:C:797:GLY:N	2.37	0.57
4:E:50:THR:O	4:E:52:GLU:N	2.37	0.57
1:A:19:HIS:HA	1:A:201:ASP:OD1	2.03	0.57
1:A:39:PRO:HA	1:B:35:THR:HG23	1.86	0.57

*Continued on next page...*

*Continued from previous page...*

Atom-1	Atom-2	Distance(Å)	Clash(Å)
1:B:86:VAL:H	1:B:123:ASN:HD21	1.52	0.57
2:C:1008:ARG:HD2	2:C:1029:GLY:H	1.69	0.57
2:C:541:SER:OG	2:C:544:THR:HB	2.04	0.57
2:C:906:PHE:O	2:C:907:ASP:HB2	2.04	0.57
3:D:1221:ALA:HB2	3:D:1475:ALA:CB	2.32	0.57
2:C:946:ARG:HE	3:D:861:GLN:NE2	2.00	0.57
2:C:163:ILE:HD12	2:C:163:ILE:O	2.03	0.57
2:C:139:GLN:NE2	2:C:334:ARG:HH21	2.02	0.57
3:D:1238:THR:HG22	3:D:1239:MET:N	2.19	0.57
1:A:123:ASN:O	1:A:124:PRO:O	2.22	0.57
2:C:892:LEU:HA	2:C:895:TYR:HB3	1.85	0.57
2:C:102:HIS:HB3	2:C:104:ASP:OD1	2.04	0.57
4:E:40:LEU:HB3	4:E:44:GLU:O	2.03	0.57
3:D:770:LEU:CD1	3:D:770:LEU:N	2.66	0.57
2:C:492:ASP:N	2:C:531:PHE:CB	2.66	0.57
2:C:848:VAL:HG12	3:D:740:PHE:O	2.04	0.57
2:C:552:HIS:NE2	2:C:886:LEU:HD12	2.19	0.57
3:D:1434:SER:HB3	3:D:1465:GLU:OE2	2.03	0.57
3:D:660:LYS:O	3:D:664:LYS:N	2.28	0.57
3:D:728:LEU:CD2	3:D:745:MET:HE1	2.34	0.57
3:D:625:TYR:CE1	3:D:751:LEU:HD11	2.39	0.57
2:C:202:TYR:HB3	2:C:207:LEU:HD13	1.85	0.57
3:D:87:ARG:O	3:D:88:TYR:O	2.22	0.57
3:D:1210:LEU:O	3:D:1210:LEU:HG	2.05	0.57
2:C:1085:PHE:CD1	3:D:1469:LEU:HD22	2.39	0.57
3:D:929:ARG:HH11	3:D:929:ARG:HG2	1.69	0.57
1:B:178:PHE:CB	1:B:196:LEU:HD12	2.34	0.57
2:C:642:ARG:H	2:C:656:ALA:CA	2.17	0.57
3:D:1262:GLU:CD	3:D:1269:PRO:HB3	2.25	0.57
3:D:1485:THR:HG23	4:E:85:LEU:HD22	1.86	0.57
3:D:793:THR:HG22	3:D:879:ARG:HA	1.86	0.57
3:D:507:ASN:O	3:D:508:ARG:CG	2.52	0.57
3:D:1077:GLY:HA2	3:D:1080:LYS:HG2	1.87	0.57
1:A:111:VAL:HG23	1:A:125:ASP:N	2.19	0.57
2:C:38:LYS:O	2:C:39:ARG:HB2	2.03	0.57
2:C:501:THR:O	2:C:507:ARG:NH2	2.37	0.57
2:C:291:VAL:HB	2:C:299:LYS:HE3	1.86	0.57
3:D:1495:ALA:HB1	4:E:91:ARG:HD3	1.86	0.57
2:C:1036:GLU:O	2:C:1040:LEU:HD23	2.03	0.57
2:C:568:ALA:CB	2:C:668:LEU:HD22	2.33	0.57
3:D:638:LYS:HA	3:D:729:HIS:CD2	2.39	0.57
3:D:642:CYS:SG	3:D:702:LEU:HD23	2.45	0.57

*Continued on next page...*



*Continued from previous page...*

Atom-1	Atom-2	Distance(Å)	Clash(Å)
3:D:747:VAL:HG22	3:D:747:VAL:O	2.05	0.57
3:D:1087:LEU:HD12	3:D:1090:ALA:CB	2.33	0.57
2:C:72:ARG:HD3	2:C:112:GLU:OE1	2.04	0.57
2:C:1045:ALA:HB1	2:C:1048:THR:CB	2.29	0.57
1:B:70:GLY:O	1:B:131:LEU:HB2	2.04	0.57
2:C:283:VAL:CG1	2:C:284:GLY:H	2.17	0.57
2:C:434:HIS:C	2:C:436:GLY:H	2.08	0.57
2:C:389:SER:C	2:C:391:LEU:H	2.07	0.57
2:C:910:THR:CG2	2:C:912:PRO:HD2	2.33	0.57
2:C:996:LYS:O	2:C:996:LYS:HG2	2.05	0.57
3:D:1020:PRO:C	3:D:1022:TYR:H	2.06	0.57
3:D:1426:THR:C	3:D:1428:SER:H	2.08	0.57
3:D:642:CYS:O	3:D:719:VAL:HB	2.05	0.57
2:C:144:PRO:HA	2:C:162:ILE:HG22	1.87	0.57
3:D:1102:VAL:HA	3:D:1429:ALA:HB2	1.86	0.57
1:A:215:ALA:O	1:A:218:LYS:HB2	2.04	0.57
2:C:839:LEU:HB3	2:C:994:ILE:HG21	1.86	0.57
4:E:82:GLU:O	4:E:85:LEU:HB3	2.05	0.57
2:C:255:ALA:C	2:C:257:LEU:N	2.57	0.57
3:D:582:ILE:HG22	3:D:583:ASP:H	1.70	0.57
3:D:808:THR:N	3:D:809:PRO:CD	2.67	0.57
2:C:1034:GLU:O	2:C:1037:VAL:HG23	2.05	0.57
2:C:959:PRO:HG2	2:C:960:GLU:H	1.70	0.57
2:C:528:GLU:O	2:C:529:VAL:CB	2.53	0.57
3:D:730:PRO:O	3:D:731:LEU:C	2.42	0.57
2:C:313:LEU:O	2:C:313:LEU:HG	2.05	0.57
2:C:368:THR:HB	2:C:369:PRO:HD2	1.87	0.57
2:C:34:VAL:HG11	2:C:38:LYS:HG3	1.87	0.57
2:C:816:LYS:NZ	2:C:817:PRO:HG2	2.20	0.57
3:D:936:TYR:CD2	3:D:936:TYR:C	2.77	0.57
2:C:957:LYS:HB3	2:C:961:GLU:HB3	1.85	0.57
2:C:613:VAL:CG1	2:C:619:ARG:HA	2.33	0.57
2:C:698:ASP:OD2	2:C:701:THR:HG21	2.05	0.57
3:D:688:TRP:C	3:D:690:ALA:H	2.07	0.57
3:D:709:HIS:HA	3:D:1228:GLU:CB	2.35	0.57
2:C:439:CYS:HA	2:C:455:LEU:HA	1.86	0.57
1:A:123:ASN:ND2	1:A:126:LEU:HD22	2.20	0.57
2:C:54:ILE:HD11	2:C:359:MET:SD	2.44	0.57
3:D:607:LEU:O	3:D:608:SER:HB2	2.05	0.57
2:C:580:MET:O	2:C:581:THR:CB	2.52	0.57
2:C:613:VAL:HG21	2:C:619:ARG:HE	1.70	0.57
2:C:987:ILE:HD11	3:D:946:GLY:CA	2.35	0.57

*Continued on next page...*



*Continued from previous page...*

Atom-1	Atom-2	Distance(Å)	Clash(Å)
3:D:1020:PRO:C	3:D:1022:TYR:N	2.55	0.57
3:D:768:ASN:HD22	4:E:16:LYS:NZ	2.02	0.57
2:C:151:ASP:HA	2:C:158:TYR:CD2	2.37	0.57
2:C:176:VAL:HG11	2:C:311:PHE:HE2	1.69	0.57
3:D:1137:LYS:HE3	3:D:1140:ASP:OD1	2.05	0.57
1:A:204:VAL:HG23	1:A:205:THR:N	2.19	0.56
2:C:845:ASN:ND2	2:C:884:GLN:NE2	2.42	0.56
3:D:1104:HIS:C	3:D:1106:ILE:N	2.57	0.56
3:D:1252:ASP:HB2	3:D:1270:LYS:NZ	2.19	0.56
3:D:1265:GLU:OE2	3:D:1424:GLY:O	2.23	0.56
1:A:100:LEU:HD23	1:A:113:PHE:CE1	2.39	0.56
1:A:162:ASN:O	1:A:164:ILE:HG23	2.05	0.56
2:C:502:PRO:O	2:C:507:ARG:NH2	2.37	0.56
3:D:95:LEU:O	3:D:96:ALA:HB2	2.04	0.56
2:C:1105:LYS:H	2:C:1108:PRO:HG2	1.70	0.56
3:D:1404:LEU:C	3:D:1408:LEU:HB2	2.25	0.56
3:D:586:ARG:O	3:D:588:GLY:N	2.38	0.56
1:A:67:THR:O	1:A:67:THR:HG23	2.05	0.56
1:B:173:VAL:CA	1:B:200:THR:HG22	2.32	0.56
3:D:858:LEU:O	3:D:860:LEU:N	2.38	0.56
3:D:977:GLN:C	3:D:979:TYR:H	2.09	0.56
2:C:148:PHE:HE2	2:C:310:LEU:HB2	1.70	0.56
1:A:15:THR:CG2	1:B:229:ALA:HB1	2.35	0.56
3:D:23(U):UNK:CB	3:D:43(U):UNK:N	2.69	0.56
3:D:486:ARG:CG	3:D:487:ALA:H	2.18	0.56
2:C:549:PHE:CE2	2:C:886:LEU:HB3	2.41	0.56
3:D:1232:GLU:HB3	3:D:1233:PRO:CD	2.30	0.56
2:C:5:ARG:HG3	2:C:902:ILE:CG2	2.36	0.56
2:C:603:VAL:HG21	2:C:645:VAL:C	2.26	0.56
2:C:860:HIS:H	2:C:977:GLY:H	1.53	0.56
3:D:1108:VAL:HG21	3:D:1216:VAL:CG1	2.35	0.56
3:D:709:HIS:CA	3:D:1228:GLU:HB3	2.35	0.56
3:D:795:VAL:HG22	3:D:876:ASN:CG	2.25	0.56
2:C:260:LEU:HD23	2:C:261:LEU:HB3	1.87	0.56
2:C:455:LEU:HD12	2:C:455:LEU:C	2.25	0.56
1:A:58:ILE:HG23	1:A:139:MET:HG2	1.86	0.56
2:C:705:ILE:HD12	2:C:705:ILE:O	2.05	0.56
2:C:184:MET:CE	2:C:191:PHE:HZ	2.17	0.56
2:C:305:PRO:HB3	2:C:308:ARG:HH21	1.71	0.56
2:C:352:ALA:CA	2:C:355:VAL:HG12	2.34	0.56
2:C:110:GLU:HG3	2:C:369:PRO:C	2.26	0.56
2:C:1060:ILE:O	2:C:1064:ASN:ND2	2.38	0.56

*Continued on next page...*

*Continued from previous page...*

Atom-1	Atom-2	Distance(Å)	Clash(Å)
3:D:97:THR:O	3:D:571:LYS:HE2	2.05	0.56
2:C:80:GLN:O	2:C:81:ASP:CB	2.50	0.56
3:D:1400:ASP:OD2	3:D:1418:TRP:CE3	2.58	0.56
2:C:118:LEU:HD23	2:C:118:LEU:O	2.05	0.56
4:E:27:ALA:HB1	4:E:60:ALA:HB1	1.86	0.56
1:A:174:ARG:O	1:A:175:ARG:HB2	2.06	0.56
1:B:86:VAL:H	1:B:123:ASN:ND2	2.03	0.56
2:C:642:ARG:H	2:C:656:ALA:CB	2.17	0.56
2:C:839:LEU:HD12	2:C:994:ILE:CG2	2.35	0.56
3:D:1108:VAL:HA	3:D:1202:CYS:O	2.06	0.56
3:D:1327:THR:C	3:D:1329:GLY:H	2.09	0.56
3:D:836:VAL:HG11	3:D:858:LEU:HD21	1.86	0.56
4:E:81:PRO:CB	4:E:84:ARG:HD2	2.36	0.56
2:C:257:LEU:HB3	2:C:264:PRO:CG	2.35	0.56
2:C:421:GLU:HG3	2:C:422:ARG:N	2.20	0.56
1:A:56:VAL:HG23	1:A:164:ILE:HD11	1.87	0.56
2:C:344:PHE:C	2:C:346:VAL:N	2.58	0.56
3:D:544:TYR:OH	3:D:603:LEU:HD21	2.05	0.56
3:D:96:ALA:O	3:D:97:THR:C	2.43	0.56
3:D:1418:TRP:HD1	3:D:1419:LYS:O	1.89	0.56
3:D:1093:GLY:HA2	3:D:1097:ARG:NH2	2.20	0.56
3:D:855:HIS:O	3:D:857:LEU:HD22	2.06	0.56
3:D:614:PHE:CD1	3:D:1439:ALA:HB1	2.39	0.56
2:C:1062:GLY:O	2:C:1063:ARG:C	2.43	0.56
2:C:493:ARG:NH2	3:D:1070:GLU:OE2	2.38	0.56
2:C:547:ILE:HG23	2:C:843:HIS:CE1	2.40	0.56
2:C:876:VAL:HB	2:C:877:PRO:CD	2.35	0.56
3:D:1327:THR:O	3:D:1329:GLY:N	2.34	0.56
3:D:858:LEU:HB3	3:D:877:PRO:HG3	1.86	0.56
3:D:955:ALA:HA	3:D:1040:CYS:SG	2.46	0.56
4:E:59:ASN:ND2	4:E:62:THR:OG1	2.37	0.56
3:D:975:ILE:HD12	3:D:989:ARG:HG3	1.86	0.56
2:C:15:LEU:HD11	2:C:461:VAL:HG21	1.86	0.56
2:C:328:LEU:O	2:C:467:ILE:HD13	2.05	0.56
2:C:760:SER:CB	2:C:788:THR:HG21	2.35	0.56
3:D:1155:GLU:CB	3:D:1160:ARG:HG2	2.35	0.56
1:A:91:ASP:HB3	1:A:94:TRP:HE1	1.71	0.56
3:D:1104:HIS:CE1	3:D:1463:LEU:H	2.18	0.56
3:D:948:ILE:CD1	3:D:948:ILE:H	2.09	0.56
3:D:1191:SER:H	3:D:1194:THR:HG22	1.70	0.56
2:C:136:ILE:CB	2:C:336:VAL:HG22	2.34	0.56
3:D:1458:ASP:CG	3:D:1460:LEU:HD23	2.24	0.56

*Continued on next page...*

*Continued from previous page...*

Atom-1	Atom-2	Distance(Å)	Clash(Å)
2:C:35:PRO:O	2:C:37:GLU:N	2.31	0.56
4:E:26:ARG:HH21	4:E:67:GLU:CD	2.08	0.56
3:D:1172:VAL:O	3:D:1176:ILE:HG12	2.06	0.56
3:D:1408:LEU:C	3:D:1410:ALA:N	2.58	0.56
2:C:249:LYS:O	2:C:250:LYS:C	2.44	0.56
2:C:11:GLU:OE1	2:C:473:ARG:HG3	2.06	0.56
1:A:72:LYS:CB	2:C:607:ASP:HB3	2.35	0.56
3:D:961:LYS:HE3	3:D:1042:MET:H	1.70	0.56
3:D:728:LEU:HD22	3:D:745:MET:HE3	1.85	0.56
2:C:984:GLU:HG3	3:D:945:SER:HA	1.86	0.56
2:C:722:ILE:HD13	2:C:823:VAL:CG2	2.34	0.56
3:D:548:ILE:C	3:D:550:ARG:H	2.09	0.56
1:B:105:PRO:HB3	1:B:133:GLU:N	2.16	0.56
3:D:1138:ARG:HD2	3:D:1138:ARG:N	2.20	0.56
1:A:28:LEU:HD23	1:B:220:HIS:CE1	2.41	0.56
2:C:394:PHE:O	2:C:395:LYS:HB2	2.06	0.56
2:C:545:ASN:HB2	2:C:583:LEU:HD12	1.86	0.56
3:D:860:LEU:HD12	3:D:878:GLY:HA2	1.88	0.56
3:D:508:ARG:O	3:D:508:ARG:HG3	2.06	0.56
2:C:410:ILE:HD13	2:C:468:ARG:HH21	1.70	0.56
2:C:51:THR:OG1	2:C:348:LEU:HD23	2.05	0.56
2:C:523:ILE:O	2:C:525:ALA:N	2.39	0.56
2:C:251:ASP:O	2:C:252:LYS:HB3	2.04	0.56
1:A:133:GLU:HB3	2:C:606:VAL:HG23	1.88	0.56
1:A:196:LEU:HG	1:A:198:ILE:CD1	2.36	0.56
2:C:491:GLU:HG2	2:C:510:THR:O	2.05	0.56
2:C:401:LEU:CD2	2:C:543:ASN:HB2	2.30	0.56
2:C:648:ARG:HG2	2:C:648:ARG:HH11	1.70	0.56
2:C:872:ASN:HD21	2:C:874:LEU:CA	2.19	0.56
3:D:1063:ARG:HG3	3:D:1063:ARG:NH1	2.21	0.56
3:D:899:LEU:H	3:D:899:LEU:HD22	1.69	0.56
4:E:23:VAL:HG21	4:E:65:MET:HG2	1.87	0.56
1:A:161:ILE:CG2	1:A:162:ASN:N	2.69	0.56
2:C:204:GLN:O	2:C:205:GLU:HB2	2.06	0.56
2:C:100:LEU:HD21	2:C:367:LEU:O	2.06	0.56
2:C:369:PRO:C	2:C:371:LYS:N	2.57	0.56
2:C:758:ARG:NH1	2:C:758:ARG:HG3	2.19	0.56
3:D:1127:ASP:OD1	3:D:1129:VAL:HB	2.06	0.56
3:D:518:PRO:HB3	3:D:544:TYR:CD1	2.41	0.56
3:D:551:ASN:HA	3:D:574:LEU:HD13	1.87	0.56
4:E:8:LYS:NZ	4:E:69:LEU:HD21	2.20	0.56
2:C:29:ALA:O	2:C:43:GLY:HA3	2.06	0.56

*Continued on next page...*

*Continued from previous page...*

Atom-1	Atom-2	Distance(Å)	Clash(Å)
1:A:198:ILE:O	1:A:198:ILE:HG22	2.04	0.56
1:B:99:ILE:HA	1:B:139:MET:O	2.06	0.56
1:A:224:PHE:CE1	1:B:36:LEU:HD11	2.37	0.56
2:C:869:VAL:CG2	2:C:871:LEU:HD13	2.36	0.56
2:C:460:ARG:HD2	2:C:464:LEU:HD21	1.84	0.56
2:C:428:ARG:CZ	3:D:1086:ALA:HB3	2.36	0.56
1:A:86:VAL:HG12	1:A:123:ASN:CG	2.26	0.56
1:B:168:ALA:HB1	1:B:170:PHE:CE1	2.41	0.56
2:C:274:ARG:HG3	2:C:275:TYR:CD1	2.38	0.56
3:D:26:VAL:H	3:D:79:GLU:CB	2.19	0.56
2:C:391:LEU:HD22	2:C:415:PRO:HD3	1.88	0.56
2:C:498:GLN:CB	2:C:503:LEU:H	2.19	0.56
1:A:70:GLY:HA2	2:C:606:VAL:CG2	2.36	0.55
1:B:172:PRO:O	1:B:200:THR:HB	2.06	0.55
2:C:640:ARG:NH1	2:C:640:ARG:HG3	2.21	0.55
3:D:1193:LEU:HD21	3:D:1370:GLU:HA	1.87	0.55
3:D:1195:CYS:SG	3:D:1202:CYS:HB2	2.46	0.55
3:D:1354:GLN:HE21	3:D:1369:ILE:HD11	1.71	0.55
3:D:661:MET:CE	3:D:677:LEU:HD21	2.36	0.55
3:D:764:LEU:HG	3:D:766:ALA:H	1.70	0.55
2:C:136:ILE:HB	2:C:336:VAL:CG2	2.36	0.55
2:C:21:ILE:HG23	2:C:460:ARG:HH21	1.71	0.55
2:C:149:THR:HB	2:C:158:TYR:CZ	2.41	0.55
2:C:193:LEU:HD13	2:C:193:LEU:O	2.06	0.55
3:D:126:VAL:H	3:D:456:MET:HE2	1.71	0.55
4:E:30:LEU:O	4:E:32:ARG:N	2.36	0.55
2:C:474:VAL:HG22	2:C:530:GLU:CA	2.36	0.55
2:C:683:ASN:ND2	2:C:870:ILE:HG22	2.22	0.55
2:C:902:ILE:O	2:C:902:ILE:HG22	2.05	0.55
3:D:796:ARG:NH2	3:D:861:GLN:OE1	2.39	0.55
3:D:875:THR:CG2	3:D:876:ASN:N	2.69	0.55
3:D:899:LEU:O	3:D:900:ILE:CG1	2.55	0.55
3:D:908:LYS:HG2	3:D:909:ASN:N	2.21	0.55
2:C:745:ILE:HD12	2:C:802:GLY:HA2	1.87	0.55
3:D:127:LEU:O	3:D:145:VAL:HA	2.06	0.55
3:D:1180:GLU:C	3:D:1182:GLY:H	2.08	0.55
2:C:878:SER:OG	2:C:879:ARG:N	2.38	0.55
2:C:674:VAL:N	2:C:990:GLY:O	2.36	0.55
3:D:1349:LEU:HG	3:D:1376:MET:HE3	1.87	0.55
3:D:1354:GLN:NE2	3:D:1369:ILE:HD11	2.21	0.55
3:D:767:HIS:CE1	4:E:2:ALA:HB1	2.41	0.55
1:A:131:LEU:HD21	1:A:137:LEU:HD22	1.88	0.55

*Continued on next page...*

*Continued from previous page...*

Atom-1	Atom-2	Distance(Å)	Clash(Å)
3:D:87:ARG:CA	3:D:522:PRO:HG2	2.37	0.55
3:D:542:ASP:O	3:D:543:LEU:C	2.44	0.55
2:C:80:GLN:HG3	2:C:90:TYR:CE1	2.41	0.55
3:D:1145:LEU:HD11	3:D:1187:VAL:HG21	1.88	0.55
1:A:21:GLY:HA3	1:A:23:PHE:CZ	2.40	0.55
2:C:841:ASN:C	2:C:841:ASN:HD22	2.09	0.55
2:C:987:ILE:HG22	2:C:987:ILE:O	2.04	0.55
3:D:654:LYS:O	3:D:657:LEU:HB3	2.07	0.55
2:C:987:ILE:HD11	3:D:946:GLY:HA3	1.88	0.55
2:C:336:VAL:HA	2:C:339:LEU:CD1	2.37	0.55
2:C:208:VAL:HG12	2:C:209:ARG:N	2.21	0.55
3:D:662:GLU:HG3	3:D:670:VAL:CG2	2.36	0.55
1:B:94:TRP:NE1	1:B:119:VAL:HG21	2.21	0.55
3:D:1203:GLN:O	3:D:1204:LYS:CB	2.54	0.55
3:D:1323:GLY:O	3:D:1324:GLN:CG	2.55	0.55
3:D:710:ARG:HG3	3:D:711:LEU:N	2.22	0.55
3:D:986:ASP:O	3:D:989:ARG:N	2.38	0.55
1:A:163:ALA:O	1:A:164:ILE:C	2.45	0.55
3:D:575:GLN:HG3	3:D:579:ASP:OD1	2.05	0.55
1:B:150:VAL:CB	1:B:168:ALA:HB3	2.34	0.55
3:D:141:VAL:O	3:D:143:ASP:N	2.35	0.55
2:C:466:PHE:CD1	2:C:466:PHE:C	2.80	0.55
1:B:125:ASP:N	1:B:125:ASP:OD2	2.40	0.55
1:B:100:LEU:HD22	1:B:139:MET:HE2	1.89	0.55
3:D:1377:LEU:CD1	3:D:1422:LEU:HG	2.36	0.55
3:D:764:LEU:HD12	3:D:765:SER:H	1.71	0.55
4:E:13:VAL:CG2	4:E:19:LEU:HB2	2.35	0.55
3:D:1148:ARG:CG	3:D:1189:VAL:HG21	2.36	0.55
1:A:107:GLU:O	1:A:109:ARG:N	2.39	0.55
2:C:752:GLY:O	2:C:791:ARG:HD3	2.07	0.55
3:D:1382:VAL:HG23	3:D:1393:GLY:H	1.71	0.55
3:D:1438:ALA:HA	3:D:1441:PHE:CD1	2.42	0.55
3:D:1167:LEU:HD22	3:D:1167:LEU:H	1.70	0.55
1:A:13:ALA:O	1:A:15:THR:N	2.40	0.55
3:D:604:THR:HG22	3:D:608:SER:HB3	1.88	0.55
2:C:404:LEU:HD23	2:C:587:VAL:HG13	1.89	0.55
2:C:675:ALA:HB2	2:C:989:VAL:HG22	1.87	0.55
3:D:1108:VAL:HG11	3:D:1216:VAL:CG1	2.36	0.55
2:C:263:ASP:HB3	2:C:264:PRO:CD	2.32	0.55
2:C:208:VAL:HG22	2:C:212:SER:OG	2.06	0.55
3:D:1278:ILE:CG2	3:D:1279:ASP:H	2.18	0.55
3:D:1126:MET:CG	3:D:1127:ASP:H	2.07	0.55

*Continued on next page...*

*Continued from previous page...*

Atom-1	Atom-2	Distance(Å)	Clash(Å)
1:B:25:LEU:HD12	1:B:25:LEU:C	2.27	0.55
2:C:380:ALA:O	2:C:384:GLU:N	2.40	0.55
1:A:216:ILE:HG22	1:A:220:HIS:CD2	2.41	0.55
1:B:40:LEU:O	1:B:44:LEU:HB2	2.07	0.55
2:C:889:HIS:C	2:C:891:GLY:N	2.59	0.55
3:D:483:HIS:N	3:D:484:PRO:CD	2.56	0.55
2:C:352:ALA:HA	2:C:355:VAL:CG1	2.36	0.55
3:D:949:THR:HG22	3:D:949:THR:O	2.06	0.55
1:A:41:ARG:C	1:A:41:ARG:HD2	2.28	0.55
2:C:876:VAL:O	2:C:880:MET:HB2	2.06	0.55
2:C:882:LEU:CD2	2:C:882:LEU:N	2.62	0.55
3:D:950:ILE:HD12	3:D:953:ASP:HB2	1.87	0.55
2:C:260:LEU:O	2:C:261:LEU:O	2.25	0.55
3:D:496:LEU:HD11	3:D:500:ARG:CZ	2.36	0.55
1:A:102:ALA:HB1	1:A:106:LYS:HE2	1.87	0.55
3:D:679:ARG:O	3:D:681:ARG:N	2.38	0.55
2:C:704:HIS:ND1	2:C:831:ARG:HD2	2.21	0.55
3:D:1118:TYR:C	3:D:1119:ILE:HD12	2.28	0.55
3:D:497:GLU:HG2	3:D:1390:LEU:HD21	1.89	0.55
2:C:494:TYR:O	2:C:495:THR:CB	2.55	0.55
2:C:642:ARG:HD3	2:C:654:LEU:HD23	1.89	0.55
2:C:683:ASN:HA	2:C:687:ALA:O	2.07	0.55
1:A:41:ARG:NE	2:C:860:HIS:NE2	2.52	0.55
3:D:1104:HIS:CA	3:D:1223:GLY:HA3	2.36	0.55
3:D:752:SER:O	3:D:753:SER:C	2.46	0.55
3:D:795:VAL:HG22	3:D:876:ASN:HD21	1.70	0.55
3:D:903:ASP:OD1	3:D:903:ASP:O	2.24	0.55
2:C:17:PRO:HD2	2:C:20:GLU:CB	2.36	0.55
3:D:691:LEU:HD12	3:D:692:GLU:H	1.70	0.55
2:C:312:ALA:HB1	2:C:318:PRO:CG	2.36	0.55
3:D:1205:CYS:C	3:D:1207:GLY:H	2.10	0.54
3:D:1486:GLN:HA	4:E:75:PHE:HA	1.88	0.54
3:D:664:LYS:O	3:D:665:ALA:HB3	2.07	0.54
4:E:22:VAL:HG12	4:E:23:VAL:N	2.23	0.54
3:D:965:LEU:O	3:D:967:GLU:N	2.38	0.54
2:C:460:ARG:CG	2:C:461:VAL:H	2.20	0.54
1:A:100:LEU:HD23	1:A:113:PHE:CD1	2.42	0.54
1:A:82:LEU:HD23	1:A:128:ILE:HD13	1.88	0.54
2:C:150:PRO:HA	2:C:157:ARG:HA	1.89	0.54
2:C:194:VAL:O	2:C:197:LEU:HB2	2.06	0.54
2:C:729:LEU:HD23	2:C:734:LEU:CD2	2.37	0.54
1:B:131:LEU:HD23	1:B:131:LEU:O	2.07	0.54

*Continued on next page...*

*Continued from previous page...*

Atom-1	Atom-2	Distance(Å)	Clash(Å)
2:C:831:ARG:HH12	2:C:1002:GLU:CB	2.18	0.54
2:C:340:MET:C	2:C:340:MET:SD	2.86	0.54
3:D:1154:VAL:HG11	3:D:1175:LEU:HD21	1.88	0.54
1:B:73:GLU:OE2	1:B:73:GLU:N	2.40	0.54
2:C:928:LYS:O	2:C:929:ARG:C	2.44	0.54
3:D:1220:GLU:O	3:D:1222:VAL:HG23	2.07	0.54
3:D:687:VAL:O	3:D:688:TRP:C	2.46	0.54
3:D:879:ARG:NH1	3:D:905:PRO:HD2	2.22	0.54
4:E:78:ASN:ND2	4:E:79:LEU:HG	2.22	0.54
1:A:131:LEU:CD2	1:A:137:LEU:HD22	2.37	0.54
2:C:821:GLU:O	2:C:822:VAL:HG23	2.06	0.54
1:B:102:ALA:HB3	1:B:137:LEU:O	2.07	0.54
2:C:389:SER:C	2:C:391:LEU:N	2.60	0.54
2:C:394:PHE:HE2	2:C:632:ASN:HB3	1.72	0.54
2:C:569:VAL:HG11	2:C:996:LYS:O	2.08	0.54
3:D:1221:ALA:O	3:D:1225:VAL:HG23	2.08	0.54
3:D:1354:GLN:O	3:D:1357:TYR:N	2.40	0.54
2:C:22:GLN:NE2	2:C:336:VAL:HG21	2.15	0.54
2:C:162:ILE:HG13	2:C:171:TRP:CZ3	2.42	0.54
3:D:1282:VAL:HG22	3:D:1315:LYS:HA	1.88	0.54
2:C:729:LEU:HD23	2:C:734:LEU:HD23	1.90	0.54
1:B:102:ALA:CB	1:B:137:LEU:HB3	2.37	0.54
2:C:434:HIS:O	2:C:436:GLY:N	2.40	0.54
3:D:135:LEU:HA	3:D:139:GLY:O	2.07	0.54
1:B:124:PRO:HG2	1:B:125:ASP:H	1.72	0.54
3:D:1292:SER:HA	3:D:1304:TYR:O	2.07	0.54
3:D:899:LEU:C	3:D:900:ILE:HG13	2.28	0.54
2:C:408:ARG:NH2	2:C:456:ALA:O	2.40	0.54
1:A:103:GLU:H	1:A:106:LYS:HZ3	1.54	0.54
2:C:177:GLU:HG2	2:C:181:VAL:N	2.19	0.54
2:C:203:ASP:O	2:C:206:THR:HG22	2.08	0.54
3:D:1436:LEU:HD22	3:D:1458:ASP:OD2	2.08	0.54
2:C:1012:PRO:HG3	2:C:1024:LYS:H	1.71	0.54
3:D:572:ARG:HG3	3:D:573:MET:HG3	1.89	0.54
2:C:89:THR:HA	2:C:129:ILE:HA	1.89	0.54
3:D:801:GLY:O	3:D:802:ALA:HB2	2.08	0.54
3:D:1235:THR:O	3:D:1235:THR:HG22	2.08	0.54
1:A:24:VAL:HA	1:A:195:THR:HA	1.89	0.54
1:B:33:GLY:CA	1:B:194:LEU:HD23	2.37	0.54
1:B:76:VAL:O	1:B:79:ILE:HB	2.07	0.54
2:C:1030:GLN:HE22	3:D:628:ARG:HD3	1.73	0.54
3:D:958:PRO:HG3	3:D:1008:VAL:HB	1.89	0.54

*Continued on next page...*



*Continued from previous page...*

Atom-1	Atom-2	Distance(Å)	Clash(Å)
3:D:661:MET:SD	3:D:677:LEU:HD21	2.46	0.54
3:D:849:ALA:O	3:D:852:ALA:HB3	2.07	0.54
2:C:743:VAL:CG1	2:C:800:VAL:HG21	2.36	0.54
3:D:703:ASN:OD1	3:D:704:ARG:N	2.41	0.54
2:C:544:THR:C	2:C:546:LEU:H	2.09	0.54
2:C:862:PRO:HA	2:C:975:TYR:CD1	2.42	0.54
3:D:634:GLY:O	3:D:636:GLN:OE1	2.26	0.54
1:A:62:LEU:CD1	1:A:62:LEU:H	1.93	0.54
2:C:727:PRO:HG3	2:C:785:VAL:O	2.07	0.54
3:D:552:ASN:HA	3:D:555:LYS:CB	2.37	0.54
3:D:1089:THR:HA	3:D:1092:SER:HB2	1.88	0.54
2:C:312:ALA:HB1	2:C:318:PRO:HG3	1.90	0.54
2:C:690:ILE:HD13	2:C:869:VAL:HA	1.89	0.54
2:C:701:THR:CG2	2:C:832:LYS:HA	2.27	0.54
3:D:1044:GLY:O	3:D:1058:VAL:HG23	2.08	0.54
3:D:1110:GLU:HG3	3:D:1111:ALA:H	1.70	0.54
3:D:1353:ILE:O	3:D:1354:GLN:C	2.46	0.54
2:C:169:GLY:HA2	2:C:264:PRO:O	2.07	0.54
2:C:18:LEU:HD13	2:C:542:LEU:HD21	1.89	0.54
1:A:142:ARG:CG	1:A:143:VAL:H	2.20	0.54
2:C:324:ASP:C	2:C:326:ASP:H	2.10	0.54
2:C:347:GLY:O	2:C:377:PRO:HB2	2.07	0.54
3:D:542:ASP:O	3:D:545:ARG:N	2.40	0.54
2:C:445:GLU:O	2:C:449:ILE:HD13	2.06	0.54
2:C:520:GLU:N	2:C:521:PRO:HD3	2.23	0.54
1:B:62:LEU:HD23	1:B:62:LEU:N	2.23	0.54
1:A:170:PHE:O	1:A:171:SER:C	2.46	0.54
3:D:597:GLU:HG2	3:D:598:ARG:H	1.72	0.54
2:C:648:ARG:NH1	2:C:653:ASP:OD2	2.38	0.54
2:C:642:ARG:H	2:C:656:ALA:HA	1.73	0.54
3:D:663:GLU:C	3:D:665:ALA:N	2.60	0.54
3:D:729:HIS:ND1	3:D:730:PRO:HG2	2.23	0.54
3:D:904:VAL:HG12	3:D:906:GLN:OE1	2.08	0.54
2:C:957:LYS:HB3	2:C:961:GLU:CB	2.38	0.54
1:B:122:MET:O	1:B:124:PRO:HD3	2.08	0.54
1:A:35:THR:HG23	1:B:39:PRO:HB3	1.89	0.54
3:D:1253:ILE:O	3:D:1259:ARG:HB2	2.08	0.54
2:C:17:PRO:CD	2:C:20:GLU:HB2	2.38	0.54
2:C:18:LEU:HD22	2:C:542:LEU:HD22	1.90	0.54
2:C:469:THR:HB	2:C:482:GLU:O	2.07	0.54
2:C:203:ASP:O	2:C:204:GLN:C	2.45	0.54
2:C:110:GLU:O	2:C:113:VAL:HG23	2.07	0.54

*Continued on next page...*



*Continued from previous page...*

Atom-1	Atom-2	Distance(Å)	Clash(Å)
3:D:558:LEU:C	3:D:560:GLN:H	2.10	0.54
1:A:30:ARG:HH11	1:A:191:LEU:H	1.56	0.54
1:A:74:ASP:O	1:A:76:VAL:N	2.41	0.54
1:B:86:VAL:N	1:B:123:ASN:ND2	2.56	0.54
1:B:34:VAL:HG12	1:B:35:THR:N	2.23	0.54
3:D:1265:GLU:O	3:D:1266:ALA:HB3	2.08	0.54
3:D:733:CYS:O	3:D:736:PHE:HB2	2.08	0.54
2:C:261:LEU:HD21	2:C:263:ASP:HB3	1.89	0.54
2:C:267:TYR:N	2:C:267:TYR:CD2	2.73	0.54
2:C:165:LEU:C	2:C:167:LYS:H	2.11	0.54
2:C:745:ILE:HG22	2:C:746:GLY:N	2.23	0.54
2:C:731:GLU:O	2:C:733:ALA:N	2.41	0.54
1:B:108:VAL:O	1:B:108:VAL:HG12	2.07	0.53
2:C:134:ARG:HH12	2:C:392:SER:CB	2.20	0.53
2:C:598:GLU:HG3	2:C:614:ARG:NH2	2.23	0.53
3:D:1061:SER:C	3:D:1063:ARG:N	2.61	0.53
3:D:657:LEU:CD1	3:D:690:ALA:HB1	2.37	0.53
3:D:959:GLU:C	3:D:961:LYS:H	2.12	0.53
4:E:79:LEU:C	4:E:81:PRO:HD2	2.28	0.53
2:C:336:VAL:O	2:C:339:LEU:N	2.36	0.53
1:A:157:ILE:HD11	1:A:160:ARG:NE	2.04	0.53
1:A:56:VAL:O	1:A:164:ILE:HG12	2.07	0.53
3:D:573:MET:HA	3:D:576:GLU:HB2	1.89	0.53
3:D:811:GLU:HA	3:D:814:ALA:CB	2.34	0.53
2:C:816:LYS:HZ2	2:C:817:PRO:HG2	1.74	0.53
1:A:223:TYR:O	1:A:225:ALA:N	2.40	0.53
2:C:492:ASP:H	2:C:532:MET:H	1.56	0.53
2:C:556:ASN:O	2:C:559:LEU:HG	2.08	0.53
3:D:1354:GLN:NE2	3:D:1369:ILE:CD1	2.71	0.53
3:D:500:ARG:O	3:D:504:ASP:N	2.41	0.53
2:C:111:ASP:O	2:C:113:VAL:N	2.40	0.53
3:D:99:ALA:O	3:D:100:ALA:HB2	2.07	0.53
3:D:1381:GLU:OE1	3:D:1392:GLU:HG3	2.08	0.53
2:C:320:HIS:C	2:C:322:VAL:N	2.61	0.53
1:A:181:GLU:O	1:A:193:LYS:HB3	2.08	0.53
1:A:37:GLY:CA	1:A:194:LEU:HD11	2.39	0.53
1:B:14:THR:HG21	1:B:22:GLU:HG3	1.90	0.53
2:C:1068:GLN:O	2:C:1072:LYS:HG3	2.09	0.53
2:C:677:MET:H	2:C:873:PRO:HD3	1.73	0.53
2:C:914:ILE:O	2:C:918:LEU:HB2	2.08	0.53
3:D:1060:SER:OG	3:D:1066:LEU:HD13	2.08	0.53
3:D:1236:GLN:O	3:D:1237:LEU:HD23	2.08	0.53

*Continued on next page...*

*Continued from previous page...*

Atom-1	Atom-2	Distance(Å)	Clash(Å)
4:E:3:GLU:HB2	4:E:6:ILE:CG1	2.38	0.53
3:D:1148:ARG:HD2	3:D:1189:VAL:CG2	2.37	0.53
2:C:433:THR:OG1	2:C:441:VAL:HG12	2.08	0.53
2:C:718:GLY:HA3	2:C:761:PHE:CD1	2.42	0.53
1:A:127:HIS:CE1	1:A:130:THR:HG1	2.26	0.53
3:D:936:TYR:CE2	3:D:940:THR:HG21	2.44	0.53
3:D:1385:PRO:HB2	3:D:1388:SER:O	2.09	0.53
1:A:197:ARG:HH12	2:C:932:GLU:CD	2.12	0.53
3:D:1409:ILE:HG22	3:D:1409:ILE:O	2.08	0.53
1:A:198:ILE:HG21	1:A:206:PRO:HA	1.89	0.53
1:B:117:ALA:C	1:B:119:VAL:H	2.12	0.53
1:B:203:SER:OG	1:B:204:VAL:N	2.40	0.53
2:C:996:LYS:HE2	2:C:1000:MET:CE	2.38	0.53
2:C:840:ALA:HA	2:C:846:LYS:HA	1.90	0.53
2:C:903:SER:OG	2:C:909:ALA:HB3	2.08	0.53
2:C:922:PHE:C	2:C:924:LEU:N	2.62	0.53
3:D:1009:PHE:O	3:D:1009:PHE:CD2	2.61	0.53
3:D:1206:TYR:HD2	3:D:1216:VAL:HG21	1.73	0.53
3:D:647:ARG:O	3:D:650:LEU:HB3	2.07	0.53
3:D:761:ILE:HG21	4:E:20:THR:OG1	2.09	0.53
2:C:253:ALA:O	2:C:255:ALA:N	2.37	0.53
2:C:162:ILE:HG13	2:C:171:TRP:HH2	1.72	0.53
2:C:815:LEU:N	2:C:815:LEU:HD12	2.23	0.53
2:C:706:GLU:HA	2:C:706:GLU:OE1	2.09	0.53
2:C:1076:VAL:O	2:C:1078:GLU:HG3	2.09	0.53
2:C:628:TYR:N	2:C:628:TYR:CD1	2.76	0.53
2:C:890:LEU:O	2:C:890:LEU:HG	2.09	0.53
2:C:194:VAL:HG22	2:C:221:LEU:CD1	2.38	0.53
3:D:1402:GLU:C	3:D:1404:LEU:N	2.62	0.53
2:C:290:LEU:HG	2:C:291:VAL:N	2.24	0.53
3:D:815:ALA:HB3	3:D:832:ARG:HD2	1.90	0.53
4:E:77:GLU:OE1	4:E:77:GLU:HA	2.09	0.53
2:C:970:GLY:HA2	3:D:950:ILE:HG21	1.91	0.53
3:D:957:ILE:HD11	3:D:1063:ARG:HD2	1.91	0.53
3:D:660:LYS:O	3:D:664:LYS:HB2	2.08	0.53
2:C:1005:MET:SD	3:D:724:GLN:HA	2.49	0.53
1:A:122:MET:SD	1:A:122:MET:N	2.70	0.53
1:A:71:VAL:HA	1:A:131:LEU:HA	1.90	0.53
3:D:691:LEU:HD12	3:D:691:LEU:N	2.23	0.53
3:D:1451:ALA:HA	3:D:1456:LYS:CG	2.36	0.53
1:A:46:SER:OG	2:C:856:GLU:HG2	2.07	0.53
1:A:199:TRP:O	1:A:200:THR:O	2.26	0.53

*Continued on next page...*

*Continued from previous page...*

Atom-1	Atom-2	Distance(Å)	Clash(Å)
2:C:134:ARG:NH2	2:C:393:GLN:HA	2.24	0.53
2:C:399:ASN:HD22	2:C:401:LEU:H	1.53	0.53
2:C:491:GLU:O	2:C:509:ALA:CB	2.55	0.53
2:C:690:ILE:O	2:C:852:ILE:HA	2.09	0.53
3:D:1039:LEU:O	3:D:1061:SER:O	2.27	0.53
3:D:1106:ILE:HD12	3:D:1371:ILE:CG2	2.39	0.53
3:D:661:MET:O	3:D:664:LYS:HB3	2.09	0.53
3:D:502:PHE:HZ	3:D:511:TRP:CZ2	2.23	0.53
2:C:816:LYS:HB3	2:C:819:VAL:HG21	1.89	0.53
2:C:1034:GLU:HG3	2:C:1035:MET:N	2.24	0.53
3:D:1037:ARG:O	3:D:1041:GLY:O	2.27	0.53
1:A:91:ASP:CG	1:A:92:PRO:HD2	2.29	0.53
4:E:27:ALA:C	4:E:29:GLN:H	2.11	0.53
2:C:42:VAL:HG12	2:C:43:GLY:H	1.74	0.53
1:A:223:TYR:CD1	1:B:9:PRO:HD2	2.44	0.53
2:C:613:VAL:HG11	2:C:619:ARG:CD	2.29	0.53
2:C:701:THR:HG22	2:C:832:LYS:HG2	1.91	0.53
3:D:1484:PHE:O	3:D:1485:THR:C	2.48	0.53
3:D:636:GLN:HE21	3:D:642:CYS:HA	1.73	0.53
3:D:862:ASP:CA	3:D:876:ASN:HB3	2.25	0.53
3:D:924:MET:O	3:D:927:THR:N	2.42	0.53
3:D:1484:PHE:HE1	4:E:22:VAL:HG23	1.74	0.53
3:D:966:GLU:O	3:D:969:ASP:N	2.42	0.53
2:C:163:ILE:HG21	2:C:169:GLY:C	2.29	0.53
2:C:163:ILE:HG12	2:C:169:GLY:O	2.08	0.53
2:C:136:ILE:HG22	2:C:336:VAL:HG22	1.90	0.53
2:C:157:ARG:HG3	2:C:313:LEU:HG	1.91	0.53
3:D:681:ARG:O	3:D:682:ASP:HB3	2.09	0.53
2:C:614:ARG:NH1	2:C:623:HIS:HE1	2.05	0.53
3:D:636:GLN:HE21	3:D:642:CYS:CA	2.21	0.53
3:D:764:LEU:HD23	3:D:767:HIS:NE2	2.24	0.53
3:D:772:PRO:O	3:D:773:ALA:C	2.47	0.53
2:C:257:LEU:HB3	2:C:264:PRO:HG3	1.90	0.53
3:D:679:ARG:O	3:D:680:GLN:HG2	2.09	0.53
3:D:937:TYR:O	3:D:938:GLY:C	2.47	0.53
2:C:605:LYS:HZ3	2:C:611:ILE:HG13	1.70	0.53
2:C:689:VAL:CG1	2:C:853:LEU:HD22	2.39	0.53
2:C:897:LEU:O	2:C:899:GLN:HG3	2.09	0.53
3:D:1320:VAL:O	3:D:1321:GLU:C	2.47	0.53
1:A:111:VAL:HG22	1:A:124:PRO:CB	2.38	0.53
1:A:98:LEU:HB3	1:A:113:PHE:CD2	2.43	0.53
2:C:159:ILE:HD12	2:C:174:LEU:HB2	1.91	0.53

*Continued on next page...*

*Continued from previous page...*

Atom-1	Atom-2	Distance(Å)	Clash(Å)
2:C:356:ARG:HA	2:C:359:MET:HG3	1.91	0.53
2:C:45:GLN:O	2:C:48:PHE:HB2	2.09	0.53
2:C:1012:PRO:HG2	2:C:1027:PHE:HA	1.91	0.53
2:C:232:GLU:C	2:C:234:ALA:N	2.62	0.53
1:A:57:TYR:HD2	1:A:57:TYR:C	2.11	0.53
3:D:617:ASN:O	3:D:619:LEU:O	2.27	0.53
3:D:1219:GLY:C	4:E:17:TYR:HE2	2.12	0.52
3:D:1481:PHE:CD2	3:D:1481:PHE:O	2.62	0.52
3:D:709:HIS:CD2	3:D:711:LEU:HB2	2.44	0.52
2:C:258:PHE:N	2:C:258:PHE:CD1	2.77	0.52
2:C:21:ILE:HG23	2:C:460:ARG:HH22	1.73	0.52
2:C:342:ASP:O	2:C:345:ARG:HB2	2.09	0.52
2:C:723:THR:OG1	2:C:724:ARG:N	2.43	0.52
2:C:1030:GLN:CB	3:D:626:SER:HB3	2.39	0.52
3:D:1048:LYS:HG2	3:D:1054:PHE:CZ	2.45	0.52
3:D:1070:GLU:C	3:D:1072:PHE:N	2.60	0.52
2:C:517:ARG:NH2	3:D:976:GLU:OE1	2.43	0.52
3:D:502:PHE:O	3:D:504:ASP:N	2.42	0.52
1:A:102:ALA:CB	1:A:131:LEU:HD21	2.39	0.52
1:A:79:ILE:HG23	1:A:166:VAL:HG22	1.91	0.52
2:C:208:VAL:HG11	2:C:218:VAL:HG21	1.92	0.52
2:C:820:ARG:O	2:C:821:GLU:HB3	2.08	0.52
3:D:543:LEU:HB3	3:D:581:VAL:HG22	1.92	0.52
4:E:68:LEU:HA	4:E:73:LEU:HD11	1.90	0.52
2:C:1052:MET:CG	3:D:623:VAL:HG22	2.39	0.52
3:D:1410:ALA:O	3:D:1414:VAL:N	2.42	0.52
1:A:205:THR:CG2	1:A:206:PRO:HD2	2.37	0.52
1:B:19:HIS:O	1:B:20:TYR:C	2.46	0.52
2:C:491:GLU:HG2	2:C:510:THR:HB	1.91	0.52
2:C:610:ARG:CB	2:C:624:PRO:HA	2.39	0.52
2:C:890:LEU:HD11	2:C:901:TYR:CE2	2.44	0.52
3:D:1358:ARG:HH22	3:D:1365:HIS:CD2	2.26	0.52
3:D:645:PRO:HA	3:D:722:GLU:O	2.09	0.52
2:C:176:VAL:HG12	2:C:182:VAL:HG22	1.90	0.52
2:C:87:ASP:CG	2:C:824:ARG:HH22	2.12	0.52
3:D:668:PRO:HG2	3:D:672:ALA:CB	2.40	0.52
3:D:1089:THR:HA	3:D:1092:SER:HB3	1.90	0.52
3:D:1494:LYS:C	3:D:1496:ILE:H	2.12	0.52
1:B:113:PHE:O	1:B:115:PRO:HD3	2.09	0.52
2:C:1005:MET:O	2:C:1005:MET:HG3	2.09	0.52
3:D:1060:SER:OG	3:D:1068:VAL:HG23	2.09	0.52
3:D:747:VAL:O	3:D:748:HIS:O	2.28	0.52

*Continued on next page...*

*Continued from previous page...*

Atom-1	Atom-2	Distance(Å)	Clash(Å)
3:D:795:VAL:CG2	3:D:876:ASN:HD21	2.23	0.52
3:D:767:HIS:NE2	4:E:6:ILE:HG13	2.23	0.52
3:D:969:ASP:O	3:D:970:ARG:C	2.47	0.52
2:C:421:GLU:HG3	2:C:423:ALA:H	1.74	0.52
3:D:564:GLU:HA	3:D:567:ILE:CG2	2.39	0.52
3:D:26:VAL:C	3:D:28:LYS:H	2.11	0.52
3:D:855:HIS:O	3:D:857:LEU:CD2	2.57	0.52
3:D:28(U):UNK:O	3:D:29(U):UNK:O	2.27	0.52
2:C:637:PHE:CD1	2:C:637:PHE:C	2.83	0.52
1:A:181:GLU:OE2	2:C:934:PHE:HD2	1.92	0.52
1:A:199:TRP:HD1	1:A:200:THR:HG1	1.55	0.52
2:C:662:GLU:O	2:C:664:GLY:N	2.42	0.52
2:C:8:ARG:C	2:C:9:ILE:HD12	2.30	0.52
3:D:1061:SER:O	3:D:1062:PHE:HB2	2.09	0.52
3:D:1259:ARG:C	3:D:1261:ILE:N	2.63	0.52
3:D:688:TRP:C	3:D:690:ALA:N	2.61	0.52
2:C:332:ARG:HG2	2:C:333:ILE:N	2.23	0.52
2:C:202:TYR:O	2:C:203:ASP:HB3	2.09	0.52
1:B:105:PRO:HD3	1:B:133:GLU:HA	1.91	0.52
1:A:96:THR:OG1	1:A:97:THR:N	2.43	0.52
3:D:1152:ARG:N	3:D:1163:GLU:HG2	2.24	0.52
1:B:59:GLU:O	1:B:60:ASP:HB2	2.09	0.52
2:C:1063:ARG:O	2:C:1066:ALA:HB3	2.09	0.52
2:C:559:LEU:HD12	2:C:560:MET:N	2.25	0.52
2:C:577:PRO:HA	2:C:671:ASN:HD22	1.73	0.52
2:C:593:ALA:HB1	2:C:659:PRO:HD3	1.90	0.52
3:D:792:ILE:HG23	3:D:792:ILE:O	2.10	0.52
1:A:102:ALA:HB3	1:A:137:LEU:CB	2.39	0.52
3:D:590:PRO:O	3:D:600:LEU:HD21	2.09	0.52
3:D:815:ALA:O	3:D:817:GLU:N	2.43	0.52
3:D:1062:PHE:CE1	3:D:1066:LEU:HD23	2.45	0.52
3:D:1070:GLU:HG3	3:D:1073:ILE:HB	1.92	0.52
3:D:710:ARG:NH2	3:D:1220:GLU:OE2	2.42	0.52
3:D:628:ARG:O	3:D:629:SER:HB2	2.10	0.52
3:D:1148:ARG:CD	3:D:1189:VAL:HG21	2.38	0.52
2:C:368:THR:OG1	2:C:371:LYS:HD2	2.09	0.52
3:D:601:ARG:HH11	3:D:601:ARG:HA	1.73	0.52
2:C:1088:LEU:HD21	3:D:614:PHE:HE2	1.75	0.52
1:A:11:PHE:HD1	1:A:25:LEU:HD23	1.75	0.52
1:B:37:GLY:HA3	1:B:194:LEU:HD21	1.90	0.52
2:C:134:ARG:HH12	2:C:392:SER:HB2	1.74	0.52
2:C:631:SER:CB	2:C:635:THR:HB	2.40	0.52

*Continued on next page...*

*Continued from previous page...*

Atom-1	Atom-2	Distance(Å)	Clash(Å)
2:C:974:LEU:HD23	2:C:987:ILE:CB	2.39	0.52
3:D:1107:VAL:HG22	3:D:1221:ALA:HA	1.91	0.52
3:D:653:PHE:O	3:D:654:LYS:C	2.48	0.52
3:D:687:VAL:O	3:D:690:ALA:N	2.43	0.52
3:D:927:THR:HG22	3:D:931:LEU:HD23	1.92	0.52
2:C:184:MET:CG	2:C:193:LEU:HD23	2.40	0.52
3:D:1466:ASN:HD21	3:D:1471:ARG:HH11	1.55	0.52
3:D:1315:LYS:O	3:D:1316:ASP:O	2.27	0.52
2:C:34:VAL:HG13	2:C:35:PRO:HD2	1.92	0.52
3:D:1404:LEU:CD2	3:D:1416:VAL:H	2.23	0.52
3:D:1093:GLY:HA2	3:D:1097:ARG:HE	1.74	0.52
3:D:1052:GLU:O	3:D:1053:THR:O	2.28	0.52
2:C:637:PHE:CG	2:C:637:PHE:O	2.62	0.52
3:D:112:ILE:O	3:D:114:THR:N	2.42	0.52
2:C:872:ASN:OD1	2:C:873:PRO:HD2	2.09	0.52
2:C:912:PRO:O	2:C:915:LYS:HB2	2.10	0.52
3:D:1340:LYS:O	3:D:1340:LYS:HG3	2.10	0.52
2:C:1043:TYR:CE2	3:D:763:MET:HA	2.45	0.52
2:C:266:ARG:HG2	2:C:268:ASP:HA	1.92	0.52
2:C:427:VAL:C	2:C:429:ASP:H	2.13	0.52
1:A:142:ARG:HG3	1:A:143:VAL:H	1.74	0.52
2:C:215:GLY:O	2:C:216:ASP:C	2.48	0.52
3:D:1458:ASP:C	3:D:1460:LEU:H	2.13	0.52
3:D:575:GLN:O	3:D:579:ASP:N	2.32	0.52
2:C:283:VAL:CG1	2:C:284:GLY:N	2.71	0.52
3:D:1380:VAL:HG22	3:D:1395:VAL:O	2.10	0.52
1:A:30:ARG:CA	1:A:191:LEU:HA	2.40	0.52
1:A:26:GLU:HB3	1:A:27:PRO:HD2	1.86	0.52
2:C:837:ASP:O	2:C:848:VAL:HA	2.10	0.52
2:C:970:GLY:N	3:D:950:ILE:HG21	2.25	0.52
2:C:987:ILE:CA	3:D:948:ILE:HG21	2.39	0.52
3:D:1018:PHE:HA	3:D:1024:MET:CE	2.40	0.52
3:D:1066:LEU:C	3:D:1068:VAL:H	2.13	0.52
3:D:1232:GLU:C	3:D:1234:GLY:H	2.13	0.52
3:D:1482:VAL:CG1	4:E:18:ARG:HA	2.40	0.52
3:D:1482:VAL:HG13	3:D:1484:PHE:CE2	2.45	0.52
3:D:839:LEU:O	3:D:840:LYS:O	2.28	0.52
3:D:836:VAL:HG11	3:D:858:LEU:HG	1.91	0.52
2:C:163:ILE:HG22	2:C:265:LYS:HZ1	1.74	0.52
2:C:774:LEU:HA	2:C:777:ILE:HD12	1.92	0.52
1:A:80:LEU:HD23	1:A:83:LYS:NZ	2.24	0.51
2:C:569:VAL:O	2:C:569:VAL:CG1	2.52	0.51

*Continued on next page...*

*Continued from previous page...*

Atom-1	Atom-2	Distance(Å)	Clash(Å)
2:C:642:ARG:CD	2:C:654:LEU:HD23	2.40	0.51
2:C:918:LEU:HD22	2:C:968:ASP:CA	2.30	0.51
3:D:1060:SER:OG	3:D:1066:LEU:HA	2.09	0.51
3:D:1259:ARG:O	3:D:1261:ILE:N	2.43	0.51
3:D:1273:ALA:HB2	3:D:1327:THR:CB	2.40	0.51
3:D:1271:ALA:CB	3:D:1329:GLY:HA3	2.35	0.51
3:D:772:PRO:CD	3:D:778:LEU:N	2.73	0.51
1:A:102:ALA:HB2	1:A:108:VAL:HG21	1.91	0.51
1:A:131:LEU:CD2	1:A:137:LEU:HB2	2.40	0.51
1:A:79:ILE:CG2	1:A:166:VAL:HG13	2.40	0.51
2:C:172:ILE:HG13	2:C:186:VAL:HG22	1.92	0.51
2:C:110:GLU:HB2	2:C:369:PRO:HG2	1.91	0.51
2:C:65:VAL:CG2	2:C:101:ILE:HB	2.39	0.51
3:D:1281:VAL:CG1	3:D:1282:VAL:HG23	2.28	0.51
2:C:77:PRO:CD	2:C:92:ALA:HA	2.40	0.51
1:B:133:GLU:OE1	1:B:134:GLY:N	2.38	0.51
3:D:1403:ALA:O	3:D:1416:VAL:HG21	2.10	0.51
1:A:35:THR:CG2	1:B:39:PRO:HB3	2.40	0.51
1:B:98:LEU:HB2	1:B:141:VAL:O	2.10	0.51
2:C:666:LEU:HD12	2:C:667:ALA:N	2.24	0.51
2:C:676:ILE:CG2	2:C:677:MET:N	2.73	0.51
2:C:549:PHE:CE2	2:C:886:LEU:HD13	2.46	0.51
2:C:987:ILE:O	2:C:988:VAL:C	2.48	0.51
3:D:1312:LEU:O	3:D:1313:LEU:O	2.27	0.51
3:D:773:ALA:O	3:D:774:SER:HB2	2.10	0.51
3:D:502:PHE:C	3:D:504:ASP:N	2.64	0.51
1:A:109:ARG:O	1:A:111:VAL:N	2.43	0.51
1:A:53:VAL:HG13	1:A:141:VAL:HG23	1.91	0.51
2:C:211:LEU:HD22	2:C:304:LEU:CD1	2.29	0.51
2:C:743:VAL:CG1	2:C:744:ARG:N	2.73	0.51
3:D:578:VAL:HG12	3:D:582:ILE:CD1	2.39	0.51
3:D:691:LEU:O	3:D:693:GLU:N	2.43	0.51
1:B:133:GLU:CG	1:B:134:GLY:N	2.72	0.51
4:E:68:LEU:HA	4:E:73:LEU:HD12	1.92	0.51
2:C:547:ILE:HG23	2:C:843:HIS:HE1	1.75	0.51
3:D:1193:LEU:HB3	3:D:1346:GLU:OE1	2.10	0.51
3:D:1479:SER:C	3:D:1481:PHE:N	2.60	0.51
3:D:687:VAL:O	3:D:690:ALA:CB	2.56	0.51
3:D:699:VAL:HG22	3:D:756:GLN:HE21	1.74	0.51
3:D:927:THR:HG22	3:D:931:LEU:CD2	2.40	0.51
4:E:61:VAL:O	4:E:64:ALA:HB3	2.10	0.51
2:C:163:ILE:C	2:C:163:ILE:HD12	2.31	0.51

*Continued on next page...*



*Continued from previous page...*

Atom-1	Atom-2	Distance(Å)	Clash(Å)
3:D:1149:VAL:O	3:D:1149:VAL:HG12	2.11	0.51
2:C:208:VAL:O	2:C:209:ARG:HB2	2.10	0.51
2:C:64:LEU:HB3	2:C:359:MET:HE1	1.93	0.51
2:C:344:PHE:CE2	2:C:378:LEU:HD23	2.46	0.51
3:D:578:VAL:C	3:D:580:ALA:N	2.63	0.51
3:D:552:ASN:C	3:D:554:LEU:N	2.63	0.51
3:D:601:ARG:HD3	3:D:605:ASP:OD2	2.10	0.51
3:D:35(U):UNK:O	3:D:36(U):UNK:CB	2.57	0.51
1:B:100:LEU:CD1	1:B:112:ASP:HB2	2.40	0.51
1:B:34:VAL:C	1:B:36:LEU:H	2.13	0.51
1:B:64:GLU:O	1:B:75:VAL:HB	2.10	0.51
2:C:563:ASN:O	2:C:566:THR:N	2.43	0.51
2:C:572:ILE:O	2:C:573:ARG:HB2	2.09	0.51
2:C:836:GLY:O	2:C:848:VAL:HG23	2.10	0.51
2:C:839:LEU:O	2:C:995:MET:O	2.29	0.51
3:D:1232:GLU:O	3:D:1234:GLY:N	2.35	0.51
3:D:685:ASP:O	3:D:687:VAL:N	2.44	0.51
3:D:753:SER:O	3:D:754:PHE:C	2.47	0.51
3:D:776:GLU:HB3	3:D:912:LYS:CE	2.38	0.51
3:D:890:VAL:HG12	3:D:891:GLY:N	2.24	0.51
4:E:19:LEU:CD1	4:E:23:VAL:HG23	2.40	0.51
2:C:14:PRO:HA	2:C:458:TYR:CD1	2.46	0.51
1:A:111:VAL:CG2	1:A:125:ASP:N	2.73	0.51
1:A:112:ASP:OD2	1:A:112:ASP:N	2.42	0.51
1:A:142:ARG:HH11	1:A:142:ARG:HG2	1.73	0.51
2:C:162:ILE:HD12	2:C:162:ILE:H	1.74	0.51
3:D:808:THR:O	3:D:808:THR:HG22	2.09	0.51
3:D:1401:VAL:HG12	3:D:1401:VAL:O	2.11	0.51
1:A:217:LEU:CD2	1:B:221:LEU:HD11	2.40	0.51
1:A:220:HIS:HA	1:A:223:TYR:HD2	1.75	0.51
2:C:572:ILE:O	2:C:573:ARG:CB	2.58	0.51
2:C:577:PRO:CG	2:C:580:MET:HB3	2.35	0.51
1:A:74:ASP:OD2	2:C:627:ARG:NH2	2.43	0.51
2:C:655:LEU:O	2:C:656:ALA:HB3	2.09	0.51
2:C:694:LEU:O	2:C:699:PHE:HB2	2.09	0.51
2:C:675:ALA:CB	2:C:989:VAL:HG22	2.41	0.51
3:D:1207:GLY:O	3:D:1208:TYR:O	2.29	0.51
2:C:1009:SER:HA	3:D:625:TYR:CD2	2.45	0.51
3:D:779:ALA:O	3:D:931:LEU:HD11	2.11	0.51
4:E:59:ASN:HB3	4:E:62:THR:OG1	2.10	0.51
2:C:320:HIS:O	2:C:322:VAL:HG12	2.10	0.51
3:D:1138:ARG:H	3:D:1138:ARG:CD	2.18	0.51

*Continued on next page...*



*Continued from previous page...*

Atom-1	Atom-2	Distance(Å)	Clash(Å)
2:C:425:PHE:O	2:C:426:ASP:OD1	2.28	0.51
3:D:893:GLU:O	3:D:894:LYS:HB2	2.11	0.51
1:A:196:LEU:N	1:A:196:LEU:HD23	2.26	0.51
1:B:125:ASP:O	1:B:126:LEU:CB	2.59	0.51
1:A:42:ARG:NE	1:B:35:THR:OG1	2.40	0.51
1:B:99:ILE:HD13	1:B:138:TYR:OH	2.11	0.51
2:C:531:PHE:O	2:C:532:MET:CB	2.59	0.51
2:C:877:PRO:O	2:C:881:ASN:N	2.43	0.51
3:D:1320:VAL:HG21	3:D:1339:ALA:O	2.11	0.51
3:D:1353:ILE:HG22	3:D:1354:GLN:N	2.25	0.51
3:D:902:MET:HE2	3:D:902:MET:O	2.10	0.51
2:C:970:GLY:CA	3:D:950:ILE:HG21	2.41	0.51
2:C:455:LEU:HD12	2:C:456:ALA:O	2.10	0.51
1:A:163:ALA:O	1:A:164:ILE:HG12	2.10	0.51
3:D:681:ARG:O	3:D:682:ASP:CB	2.58	0.51
1:B:154:ARG:O	1:B:155:HIS:HB2	2.11	0.51
2:C:774:LEU:HD23	2:C:777:ILE:HD12	1.91	0.51
1:A:134:GLY:O	1:A:136:LYS:N	2.44	0.51
2:C:1021:LEU:HD21	3:D:622:ARG:CZ	2.41	0.51
2:C:495:THR:CG2	2:C:496:ILE:H	2.21	0.51
2:C:882:LEU:HD11	2:C:884:GLN:HE21	1.75	0.51
3:D:1018:PHE:O	3:D:1020:PRO:N	2.43	0.51
3:D:628:ARG:HB3	3:D:628:ARG:HH11	1.76	0.51
3:D:683:ILE:CG2	3:D:687:VAL:HB	2.40	0.51
3:D:906:GLN:O	3:D:907:GLU:HB2	2.11	0.51
2:C:263:ASP:CB	2:C:264:PRO:CD	2.88	0.51
1:A:86:VAL:HG21	1:A:202:GLY:HA3	1.92	0.51
3:D:936:TYR:C	3:D:936:TYR:HD2	2.13	0.51
1:A:22:GLU:HA	1:A:197:ARG:HA	1.92	0.51
2:C:692:GLU:HG2	2:C:696:LYS:HE3	1.92	0.51
2:C:654:LEU:HD11	2:C:657:ASP:CA	2.30	0.51
2:C:690:ILE:HG22	2:C:852:ILE:HG22	1.93	0.51
2:C:843:HIS:HD2	2:C:884:GLN:CB	2.24	0.51
2:C:9:ILE:CG2	2:C:10:ARG:N	2.71	0.51
3:D:1095:LEU:HD22	3:D:1257:LEU:HD11	1.92	0.51
3:D:1257:LEU:O	3:D:1260:VAL:N	2.44	0.51
3:D:772:PRO:CB	3:D:778:LEU:HB2	2.38	0.51
3:D:907:GLU:HB3	3:D:911:LEU:HD21	1.93	0.51
4:E:21:VAL:O	4:E:24:ALA:HB3	2.11	0.51
1:A:99:ILE:O	1:A:114:THR:CG2	2.58	0.51
1:A:82:LEU:HD21	1:A:128:ILE:HD13	1.92	0.51
1:A:79:ILE:HD11	1:A:164:ILE:CG1	2.40	0.51

*Continued on next page...*

*Continued from previous page...*

Atom-1	Atom-2	Distance(Å)	Clash(Å)
2:C:892:LEU:C	2:C:894:GLY:H	2.15	0.51
3:D:520:LEU:HB3	3:D:521:PRO:CD	2.38	0.51
3:D:1283:ARG:HH21	3:D:1285:GLU:CG	2.22	0.51
2:C:1018:GLN:HE21	2:C:1060:ILE:HG12	1.76	0.51
3:D:678:GLU:C	3:D:680:GLN:H	2.14	0.51
3:D:829:VAL:O	3:D:830:ALA:HB2	2.11	0.51
2:C:474:VAL:CG1	2:C:530:GLU:HA	2.40	0.51
3:D:1404:LEU:HD21	3:D:1416:VAL:N	2.25	0.51
4:E:9:LEU:CD2	4:E:69:LEU:HD13	2.41	0.51
1:A:23:PHE:HZ	1:A:206:PRO:HB2	1.76	0.51
2:C:400:PRO:HG3	2:C:659:PRO:HG2	1.93	0.51
1:A:156:GLY:O	1:A:163:ALA:CB	2.57	0.51
3:D:1282:VAL:HG22	3:D:1315:LYS:C	2.31	0.51
2:C:1108:PRO:O	2:C:1109:VAL:C	2.49	0.51
2:C:226:VAL:O	2:C:229:MET:HG2	2.11	0.51
2:C:391:LEU:HD22	2:C:415:PRO:CD	2.41	0.51
3:D:1342:PRO:O	3:D:1343:GLU:C	2.48	0.51
3:D:469:ASP:O	3:D:471:GLU:N	2.43	0.51
1:A:219:GLU:O	1:A:222:ASN:HB2	2.11	0.51
2:C:568:ALA:O	2:C:569:VAL:CG1	2.58	0.51
2:C:906:PHE:CD1	3:D:1069:LEU:HD12	2.45	0.51
2:C:953:VAL:HG13	2:C:965:GLU:OE1	2.10	0.51
3:D:1108:VAL:O	3:D:1218:ILE:HA	2.11	0.51
3:D:1220:GLU:O	3:D:1222:VAL:N	2.44	0.51
3:D:953:ASP:O	3:D:954:ASP:CB	2.59	0.51
3:D:989:ARG:O	3:D:993:VAL:HG23	2.11	0.51
2:C:97:ARG:HG2	2:C:112:GLU:N	2.17	0.51
2:C:298:PHE:N	2:C:298:PHE:CD1	2.79	0.51
2:C:550:LEU:HB3	2:C:905:VAL:HG13	1.93	0.50
2:C:578:VAL:O	2:C:901:TYR:N	2.28	0.50
2:C:944:LEU:C	2:C:946:ARG:H	2.15	0.50
3:D:1373:VAL:HA	3:D:1376:MET:HE2	1.93	0.50
3:D:1426:THR:O	3:D:1428:SER:N	2.43	0.50
3:D:659:LYS:HZ2	3:D:663:GLU:HB2	1.75	0.50
3:D:963:ARG:HG2	3:D:967:GLU:OE2	2.10	0.50
2:C:140:ILE:HD11	2:C:331:ARG:HH11	1.76	0.50
3:D:1083:ALA:O	3:D:1086:ALA:HB3	2.11	0.50
1:A:142:ARG:NH1	1:A:144:ASP:OD1	2.44	0.50
2:C:310:LEU:O	2:C:311:PHE:C	2.49	0.50
2:C:102:HIS:CD2	2:C:106:GLY:HA3	2.34	0.50
2:C:722:ILE:HD12	2:C:821:GLU:OE1	2.11	0.50
2:C:800:VAL:O	2:C:800:VAL:HG12	2.11	0.50

*Continued on next page...*

*Continued from previous page...*

Atom-1	Atom-2	Distance(Å)	Clash(Å)
2:C:1026:GLN:O	2:C:1027:PHE:CB	2.60	0.50
3:D:770:LEU:HB2	3:D:919:PHE:HE1	1.76	0.50
3:D:30(U):UNK:HA	3:D:35(U):UNK:O	2.11	0.50
1:B:100:LEU:HA	1:B:113:PHE:HA	1.94	0.50
2:C:540:PHE:CE1	2:C:906:PHE:CE1	2.98	0.50
2:C:544:THR:C	2:C:546:LEU:N	2.63	0.50
3:D:1214:ARG:HG3	3:D:1215:PRO:N	2.26	0.50
2:C:1009:SER:HB2	3:D:651:GLU:OE1	2.12	0.50
3:D:657:LEU:O	3:D:658:LEU:C	2.49	0.50
3:D:631:ILE:HG21	3:D:745:MET:HE3	1.93	0.50
3:D:1148:ARG:O	3:D:1166:TYR:HA	2.11	0.50
1:A:103:GLU:H	1:A:106:LYS:CE	2.25	0.50
1:A:157:ILE:HG12	1:A:158:LYS:N	2.26	0.50
2:C:749:VAL:CG1	2:C:792:VAL:HG21	2.35	0.50
1:B:175:ARG:HD3	1:B:199:TRP:CD1	2.46	0.50
3:D:115:LEU:C	3:D:117:ASP:H	2.14	0.50
2:C:153:ALA:O	2:C:154:ARG:HD3	2.12	0.50
3:D:998:THR:O	3:D:1002:GLU:HG3	2.12	0.50
1:B:56:VAL:HG13	1:B:141:VAL:HG23	1.92	0.50
2:C:559:LEU:C	2:C:559:LEU:CD1	2.76	0.50
2:C:655:LEU:HD23	2:C:655:LEU:O	2.11	0.50
2:C:672:VAL:HG21	2:C:694:LEU:HD21	1.92	0.50
3:D:1019:ASN:O	3:D:1021:LEU:N	2.43	0.50
2:C:881:ASN:HB3	3:D:1039:LEU:HG	1.92	0.50
3:D:644:LEU:O	3:D:645:PRO:C	2.48	0.50
3:D:978:ALA:O	3:D:984:LEU:HD12	2.11	0.50
2:C:139:GLN:HG3	2:C:140:ILE:N	2.24	0.50
2:C:17:PRO:O	2:C:18:LEU:HG	2.10	0.50
1:A:58:ILE:HG21	1:A:68:ILE:CD1	2.41	0.50
2:C:1095:LEU:O	2:C:1096:ALA:CB	2.57	0.50
3:D:92:HIS:HA	3:D:517:VAL:CG1	2.33	0.50
1:B:208:GLU:O	1:B:212:GLN:HB2	2.11	0.50
3:D:947:ILE:HG13	3:D:947:ILE:O	2.10	0.50
2:C:901:TYR:C	2:C:902:ILE:HD12	2.32	0.50
3:D:1012:PHE:CB	3:D:1020:PRO:HG2	2.40	0.50
3:D:1104:HIS:O	3:D:1105:GLU:HB3	2.12	0.50
2:C:1071:ILE:O	3:D:659:LYS:CG	2.60	0.50
3:D:639:LEU:HD23	3:D:729:HIS:NE2	2.25	0.50
3:D:836:VAL:CB	3:D:858:LEU:HD21	2.42	0.50
3:D:865:THR:N	3:D:875:THR:O	2.45	0.50
3:D:935:LYS:HG2	3:D:939:PHE:CE1	2.47	0.50
2:C:148:PHE:O	2:C:149:THR:CB	2.58	0.50

*Continued on next page...*

*Continued from previous page...*

Atom-1	Atom-2	Distance(Å)	Clash(Å)
3:D:1098:LYS:O	3:D:1102:VAL:HG23	2.11	0.50
3:D:1102:VAL:HG21	3:D:1425:VAL:CG2	2.37	0.50
3:D:1382:VAL:HG12	3:D:1383:THR:N	2.22	0.50
1:B:40:LEU:HD22	1:B:40:LEU:N	2.26	0.50
2:C:399:ASN:HD22	2:C:400:PRO:N	2.10	0.50
2:C:544:THR:O	2:C:546:LEU:N	2.44	0.50
2:C:964:LYS:NZ	2:C:964:LYS:HB2	2.26	0.50
3:D:637:LEU:O	3:D:638:LYS:C	2.49	0.50
2:C:140:ILE:HD11	2:C:331:ARG:NH1	2.26	0.50
1:A:111:VAL:C	1:A:113:PHE:N	2.64	0.50
2:C:151:ASP:HB2	2:C:156:GLY:O	2.12	0.50
2:C:755:LEU:HD11	2:C:825:VAL:HB	1.93	0.50
3:D:1460:LEU:CD1	3:D:1471:ARG:NH1	2.75	0.50
1:B:132:GLU:HG2	1:B:133:GLU:N	2.26	0.50
2:C:291:VAL:HB	2:C:299:LYS:CG	2.38	0.50
2:C:291:VAL:HG21	2:C:299:LYS:NZ	2.26	0.50
1:A:191:LEU:CD2	1:A:191:LEU:H	2.24	0.50
1:A:77:GLU:OE2	2:C:640:ARG:NH1	2.45	0.50
2:C:603:VAL:HG13	2:C:646:GLY:O	2.12	0.50
3:D:1043:ARG:O	3:D:1043:ARG:HG3	2.12	0.50
3:D:1066:LEU:C	3:D:1068:VAL:N	2.65	0.50
3:D:494:LYS:O	3:D:495:ARG:C	2.50	0.50
2:C:323:ASP:O	2:C:325:ILE:N	2.45	0.50
2:C:66:LEU:HD23	2:C:355:VAL:CG2	2.38	0.50
2:C:356:ARG:O	2:C:359:MET:HB2	2.11	0.50
2:C:754:ILE:HD13	2:C:791:ARG:HG2	1.92	0.50
1:B:133:GLU:O	1:B:135:GLY:N	2.39	0.50
3:D:1145:LEU:N	3:D:1145:LEU:HD23	2.26	0.50
3:D:1381:GLU:CG	3:D:1392:GLU:HG3	2.41	0.50
2:C:1088:LEU:HD11	3:D:614:PHE:CE2	2.47	0.50
2:C:863:ASP:OD2	2:C:863:ASP:C	2.48	0.50
1:A:194:LEU:CD2	1:A:196:LEU:HD22	2.42	0.50
1:B:193:LYS:O	1:B:194:LEU:O	2.29	0.50
2:C:11:GLU:OE2	2:C:473:ARG:NE	2.44	0.50
2:C:872:ASN:HD21	2:C:874:LEU:N	2.09	0.50
3:D:1060:SER:OG	3:D:1068:VAL:CG2	2.60	0.50
3:D:702:LEU:HD12	3:D:745:MET:SD	2.52	0.50
3:D:757:ALA:HB2	4:E:61:VAL:HG11	1.93	0.50
3:D:836:VAL:HG11	3:D:858:LEU:CD2	2.41	0.50
3:D:912:LYS:O	3:D:915:VAL:HB	2.12	0.50
3:D:910:SER:HA	3:D:913:ASP:OD2	2.11	0.50
3:D:966:GLU:O	3:D:967:GLU:C	2.48	0.50

*Continued on next page...*

*Continued from previous page...*

Atom-1	Atom-2	Distance(Å)	Clash(Å)
2:C:257:LEU:HB2	2:C:258:PHE:HD1	1.77	0.50
1:A:142:ARG:HE	1:A:158:LYS:CE	2.24	0.50
1:A:142:ARG:CZ	1:A:144:ASP:OD1	2.59	0.50
2:C:110:GLU:HG3	2:C:370:ALA:HB3	1.94	0.50
2:C:68:PHE:CD2	2:C:98:LEU:HD22	2.47	0.50
2:C:86:LYS:NZ	2:C:811:PRO:HG2	2.27	0.50
2:C:750:LYS:HB2	2:C:751:PRO:CD	2.36	0.50
2:C:77:PRO:HD2	2:C:92:ALA:HA	1.94	0.50
4:E:26:ARG:NH2	4:E:30:LEU:HD13	2.26	0.50
3:D:1122:PRO:C	3:D:1123:LEU:HD12	2.32	0.50
2:C:225:ALA:O	2:C:228:ALA:N	2.45	0.50
3:D:1385:PRO:HG3	3:D:1390:LEU:O	2.12	0.50
2:C:317:VAL:N	2:C:318:PRO:HD2	2.27	0.50
1:A:217:LEU:O	1:A:221:LEU:HD23	2.11	0.50
1:A:221:LEU:O	1:A:224:PHE:HD1	1.94	0.50
1:B:100:LEU:HD12	1:B:112:ASP:C	2.32	0.50
1:B:173:VAL:HG12	1:B:200:THR:HG22	1.94	0.50
1:A:221:LEU:HD21	1:B:217:LEU:HD23	1.92	0.50
1:B:94:TRP:CD1	1:B:96:THR:HG23	2.47	0.50
1:B:97:THR:HG22	1:B:98:LEU:N	2.25	0.50
1:A:72:LYS:HB2	2:C:607:ASP:HB3	1.94	0.50
2:C:570:PRO:HG3	2:C:635:THR:HG23	1.93	0.50
2:C:877:PRO:O	2:C:878:SER:C	2.50	0.50
3:D:795:VAL:CA	3:D:862:ASP:CB	2.88	0.50
3:D:1212:MET:HE2	4:E:16:LYS:HD2	1.94	0.50
4:E:15:SER:O	4:E:18:ARG:N	2.45	0.50
4:E:61:VAL:HA	4:E:64:ALA:HB3	1.94	0.50
2:C:64:LEU:N	2:C:101:ILE:O	2.41	0.50
3:D:674:ARG:NH1	3:D:678:GLU:HG3	2.27	0.50
3:D:1156:ALA:C	3:D:1158:GLY:H	2.15	0.50
3:D:566:ILE:O	3:D:566:ILE:CG2	2.60	0.50
4:E:26:ARG:NE	4:E:67:GLU:OE2	2.44	0.50
3:D:703:ASN:CG	3:D:704:ARG:N	2.65	0.50
2:C:831:ARG:NH1	2:C:1002:GLU:HB2	2.22	0.50
3:D:739:ASP:OD1	3:D:743:ASP:OD2	2.30	0.50
2:C:487:THR:O	2:C:489:SER:N	2.45	0.50
2:C:563:ASN:O	2:C:565:GLN:N	2.45	0.50
3:D:897:GLN:OE1	3:D:902:MET:HG2	2.12	0.50
1:A:102:ALA:HB3	1:A:131:LEU:HD21	1.93	0.50
3:D:1157:LEU:O	3:D:1157:LEU:CD2	2.57	0.50
2:C:1095:LEU:HD11	3:D:582:ILE:HG23	1.93	0.50
3:D:126:VAL:N	3:D:456:MET:HE2	2.26	0.50

*Continued on next page...*

*Continued from previous page...*

Atom-1	Atom-2	Distance(Å)	Clash(Å)
3:D:117:ASP:C	3:D:119:PHE:N	2.66	0.50
1:A:89:PHE:HB2	1:A:145:ARG:NH2	2.26	0.50
2:C:399:ASN:CB	2:C:568:ALA:HB3	2.42	0.49
2:C:566:THR:C	2:C:568:ALA:H	2.15	0.49
2:C:603:VAL:HG11	2:C:646:GLY:H	1.77	0.49
2:C:589:ARG:NH2	2:C:654:LEU:HD12	2.27	0.49
2:C:707:ARG:HB3	2:C:826:PHE:CD1	2.46	0.49
3:D:995:GLN:O	3:D:999:GLU:HG3	2.12	0.49
1:A:194:LEU:O	1:A:195:THR:CB	2.59	0.49
1:B:108:VAL:O	1:B:127:HIS:O	2.30	0.49
1:B:41:ARG:HD3	1:B:41:ARG:C	2.32	0.49
2:C:1030:GLN:NE2	2:C:1031:ARG:H	2.10	0.49
2:C:598:GLU:HG3	2:C:614:ARG:CZ	2.42	0.49
2:C:910:THR:C	2:C:912:PRO:HD2	2.33	0.49
2:C:493:ARG:HH22	3:D:1070:GLU:CD	2.16	0.49
3:D:1196:GLN:O	3:D:1197:THR:HG23	2.12	0.49
2:C:1030:GLN:OE1	3:D:628:ARG:CG	2.58	0.49
2:C:1043:TYR:HE2	3:D:763:MET:HA	1.76	0.49
3:D:921:ARG:O	3:D:922:LEU:HD23	2.12	0.49
3:D:461:ILE:HA	3:D:464:LEU:HD12	1.94	0.49
2:C:12:VAL:CG1	2:C:13:ILE:N	2.53	0.49
1:A:166:VAL:CG1	1:A:167:ASP:N	2.72	0.49
2:C:755:LEU:O	2:C:755:LEU:HD13	2.12	0.49
4:E:45:ARG:O	4:E:47:LYS:HG3	2.12	0.49
4:E:26:ARG:NH2	4:E:67:GLU:OE2	2.45	0.49
4:E:68:LEU:C	4:E:70:THR:H	2.15	0.49
1:B:146:GLY:HA3	1:B:170:PHE:CE1	2.47	0.49
1:A:91:ASP:OD1	1:A:92:PRO:N	2.45	0.49
2:C:91:GLN:HA	2:C:119:PRO:HA	1.94	0.49
1:A:221:LEU:HD12	1:B:214:VAL:HG13	1.94	0.49
1:B:73:GLU:OE1	1:B:127:HIS:NE2	2.45	0.49
2:C:540:PHE:CZ	2:C:906:PHE:HE1	2.31	0.49
2:C:699:PHE:O	2:C:701:THR:N	2.45	0.49
2:C:875:GLY:O	2:C:876:VAL:C	2.49	0.49
3:D:1276:SER:OG	3:D:1295:VAL:HG11	2.11	0.49
3:D:492:ALA:O	3:D:495:ARG:HB2	2.12	0.49
1:A:56:VAL:CG2	1:A:164:ILE:HD11	2.43	0.49
1:A:85:LEU:O	1:A:85:LEU:HD23	2.11	0.49
2:C:342:ASP:HA	2:C:345:ARG:HB2	1.93	0.49
2:C:115:LEU:HA	2:C:375:SER:OG	2.12	0.49
3:D:558:LEU:C	3:D:560:GLN:N	2.66	0.49
3:D:1404:LEU:HD21	3:D:1416:VAL:H	1.77	0.49

*Continued on next page...*

*Continued from previous page...*

Atom-1	Atom-2	Distance(Å)	Clash(Å)
1:B:25:LEU:CD1	1:B:28:LEU:CD1	2.90	0.49
2:C:243:ARG:HG3	2:C:244:PRO:CA	2.42	0.49
2:C:224:GLU:C	2:C:226:VAL:N	2.65	0.49
1:A:196:LEU:N	1:A:196:LEU:CD2	2.75	0.49
1:A:19:HIS:ND1	1:A:19:HIS:C	2.65	0.49
1:A:220:HIS:O	1:A:221:LEU:C	2.50	0.49
1:B:187:GLN:HE22	3:D:646:LYS:NZ	2.11	0.49
1:B:14:THR:HB	1:B:22:GLU:H	1.76	0.49
1:B:58:ILE:HG12	1:B:139:MET:HB3	1.95	0.49
2:C:1051:GLU:HG2	2:C:1056:LYS:HE2	1.93	0.49
2:C:134:ARG:HH22	2:C:392:SER:C	2.14	0.49
2:C:988:VAL:HG12	3:D:948:ILE:CG1	2.42	0.49
3:D:1070:GLU:O	3:D:1073:ILE:N	2.46	0.49
2:C:253:ALA:HA	2:C:256:TYR:CG	2.46	0.49
1:A:166:VAL:CG1	1:A:167:ASP:H	2.25	0.49
2:C:629:ALA:C	2:C:630:ARG:HD3	2.33	0.49
2:C:207:LEU:HG	2:C:208:VAL:N	2.27	0.49
2:C:323:ASP:C	2:C:325:ILE:H	2.13	0.49
2:C:66:LEU:HD11	2:C:98:LEU:CB	2.43	0.49
4:E:67:GLU:O	4:E:70:THR:HB	2.12	0.49
3:D:669:ASN:OD1	3:D:670:VAL:N	2.45	0.49
1:A:30:ARG:NH1	1:A:191:LEU:HD22	2.28	0.49
2:C:504:GLU:O	2:C:506:ASP:N	2.44	0.49
1:A:206:PRO:O	1:A:207:LEU:C	2.50	0.49
2:C:628:TYR:N	2:C:628:TYR:HD1	2.10	0.49
3:D:1485:THR:O	3:D:1487:VAL:HG23	2.11	0.49
2:C:1030:GLN:NE2	3:D:628:ARG:HD3	2.28	0.49
3:D:700:VAL:HG13	3:D:748:HIS:O	2.12	0.49
3:D:792:ILE:CG2	3:D:793:THR:HG23	2.42	0.49
2:C:15:LEU:HD11	2:C:461:VAL:HG11	1.93	0.49
2:C:439:CYS:SG	2:C:468:ARG:NH2	2.82	0.49
1:A:124:PRO:O	1:A:125:ASP:C	2.51	0.49
2:C:195:LEU:CD1	2:C:227:LEU:HD22	2.35	0.49
2:C:77:PRO:CD	2:C:93:PRO:HD3	2.32	0.49
2:C:320:HIS:C	2:C:322:VAL:H	2.14	0.49
2:C:443:THR:H	2:C:444:PRO:HD2	1.77	0.49
2:C:252:LYS:HZ3	2:C:293:PHE:HA	1.78	0.49
1:B:36:LEU:O	1:B:40:LEU:HD23	2.13	0.49
1:B:58:ILE:HG12	1:B:139:MET:CB	2.43	0.49
2:C:134:ARG:HB3	2:C:134:ARG:NH1	2.28	0.49
2:C:642:ARG:N	2:C:656:ALA:HA	2.27	0.49
2:C:215:GLY:O	2:C:216:ASP:O	2.31	0.49

*Continued on next page...*



*Continued from previous page...*

Atom-1	Atom-2	Distance(Å)	Clash(Å)
3:D:675:ARG:CA	3:D:678:GLU:HB3	2.37	0.49
3:D:94:GLU:O	3:D:95:LEU:C	2.51	0.49
3:D:615:ARG:O	3:D:618:LEU:HB2	2.13	0.49
3:D:1435:TRP:CD1	3:D:1448:LEU:HD12	2.48	0.49
3:D:810:GLU:C	3:D:812:ALA:N	2.65	0.49
1:A:174:ARG:HB2	1:A:200:THR:HB	1.93	0.49
2:C:673:LEU:HA	2:C:991:GLN:HA	1.95	0.49
3:D:970:ARG:NH2	3:D:971:LYS:HE3	2.28	0.49
1:A:142:ARG:HG2	1:A:144:ASP:OD1	2.12	0.49
3:D:1458:ASP:O	3:D:1460:LEU:N	2.46	0.49
2:C:729:LEU:O	2:C:729:LEU:HG	2.13	0.49
2:C:291:VAL:HG11	2:C:299:LYS:HE3	1.94	0.49
1:B:62:LEU:O	1:B:63:HIS:C	2.50	0.49
1:B:86:VAL:H	1:B:123:ASN:CG	2.16	0.49
2:C:1068:GLN:HG3	2:C:1072:LYS:HE3	1.94	0.49
2:C:604:VAL:HG11	2:C:619:ARG:HH22	1.77	0.49
3:D:1015:ASN:C	3:D:1016:TYR:CG	2.83	0.49
3:D:483:HIS:CB	3:D:493:ARG:HH21	2.25	0.49
2:C:25:SER:HA	2:C:28:LYS:HE2	1.95	0.49
2:C:115:LEU:CG	2:C:116:GLY:H	2.25	0.49
2:C:31:GLN:HG2	2:C:39:ARG:HD2	1.95	0.49
1:B:63:HIS:HB3	1:B:65:PHE:CE2	2.47	0.49
3:D:894:LYS:O	3:D:895:VAL:C	2.49	0.49
3:D:537:THR:HG22	3:D:537:THR:O	2.12	0.49
1:B:121:ILE:HG22	1:B:121:ILE:O	2.12	0.49
1:A:38:ASN:HD21	1:A:41:ARG:HH22	1.61	0.49
1:B:81:ASN:HD21	1:B:127:HIS:HB3	1.77	0.49
3:D:1009:PHE:CE1	3:D:1036:ILE:HG13	2.43	0.49
3:D:1008:VAL:HG21	3:D:1040:CYS:CB	2.42	0.49
3:D:1200:GLY:O	3:D:1202:CYS:N	2.36	0.49
3:D:1271:ALA:HB1	3:D:1327:THR:CB	2.43	0.49
3:D:1424:GLY:O	3:D:1426:THR:N	2.39	0.49
3:D:636:GLN:NE2	3:D:642:CYS:HA	2.28	0.49
2:C:253:ALA:HA	2:C:256:TYR:CD1	2.47	0.49
3:D:476:GLU:O	3:D:480:GLU:HB2	2.13	0.49
2:C:333:ILE:HD12	2:C:468:ARG:HE	1.74	0.49
1:A:103:GLU:H	1:A:106:LYS:HE2	1.78	0.49
1:A:160:ARG:O	1:A:161:ILE:HB	2.13	0.49
1:A:98:LEU:C	1:A:99:ILE:HG13	2.33	0.49
2:C:159:ILE:CD1	2:C:310:LEU:HD22	2.28	0.49
2:C:728:HIS:O	2:C:730:SER:N	2.45	0.49
2:C:79:SER:N	2:C:82:GLU:OE1	2.43	0.49

*Continued on next page...*

*Continued from previous page...*

Atom-1	Atom-2	Distance(Å)	Clash(Å)
3:D:670:VAL:O	3:D:673:ALA:HB3	2.13	0.49
2:C:270:GLY:O	2:C:271:GLU:O	2.31	0.49
1:B:30:ARG:NH1	2:C:854:PRO:HB3	2.28	0.49
2:C:1015:LEU:O	2:C:1016:ILE:HD13	2.13	0.49
1:A:132:GLU:O	2:C:606:VAL:HG23	2.13	0.49
1:B:180:VAL:O	1:B:180:VAL:HG13	2.13	0.49
1:B:34:VAL:O	1:B:36:LEU:N	2.42	0.49
2:C:491:GLU:HA	2:C:531:PHE:CA	2.36	0.49
2:C:549:PHE:HD2	2:C:552:HIS:CD2	2.31	0.49
2:C:946:ARG:HH12	2:C:984:GLU:C	2.17	0.49
2:C:948:GLU:O	2:C:951:GLY:N	2.46	0.49
3:D:997:TRP:CD1	3:D:1057:PRO:HD3	2.48	0.49
3:D:1263:LEU:CD2	3:D:1353:ILE:HA	2.43	0.49
2:C:259:GLY:HA2	2:C:289:THR:O	2.13	0.49
1:A:55:SER:HB2	1:A:156:GLY:HA3	1.94	0.49
3:D:603:LEU:HA	3:D:606:ILE:HD13	1.94	0.49
3:D:691:LEU:HA	3:D:694:VAL:CB	2.39	0.49
2:C:274:ARG:HG3	2:C:275:TYR:H	1.77	0.49
3:D:1381:GLU:HG2	3:D:1392:GLU:HA	1.95	0.49
3:D:1305:LYS:H	3:D:1305:LYS:CD	2.23	0.49
2:C:693:GLU:OE1	2:C:696:LYS:HD2	2.12	0.49
2:C:11:GLU:OE1	2:C:479:VAL:HG12	2.13	0.48
2:C:601:GLY:O	2:C:602:GLU:CB	2.60	0.48
3:D:1044:GLY:HA2	3:D:1058:VAL:N	2.28	0.48
3:D:952:ILE:HG12	3:D:1063:ARG:NH2	2.27	0.48
3:D:1104:HIS:N	3:D:1223:GLY:HA3	2.28	0.48
3:D:1273:ALA:O	3:D:1331:ILE:CB	2.61	0.48
2:C:32:ALA:O	2:C:34:VAL:N	2.46	0.48
3:D:680:GLN:O	3:D:681:ARG:HG3	2.12	0.48
1:B:70:GLY:O	1:B:71:VAL:HG23	2.13	0.48
2:C:636:ALA:CB	2:C:703:ILE:O	2.61	0.48
1:A:214:VAL:O	1:A:218:LYS:HG3	2.13	0.48
3:D:995:GLN:HA	3:D:998:THR:HB	1.95	0.48
3:D:70:GLY:C	3:D:72:VAL:H	2.16	0.48
2:C:397:GLU:N	2:C:633:GLN:NE2	2.53	0.48
2:C:976:ASP:C	2:C:978:ARG:H	2.16	0.48
3:D:1104:HIS:CG	3:D:1105:GLU:N	2.81	0.48
3:D:1104:HIS:H	3:D:1223:GLY:CA	2.26	0.48
3:D:722:GLU:HB3	3:D:723:GLY:H	1.44	0.48
3:D:900:ILE:HG22	3:D:901:GLN:N	2.27	0.48
3:D:923:GLY:O	3:D:926:LYS:HB2	2.13	0.48
2:C:140:ILE:HG22	2:C:333:ILE:CG1	2.32	0.48

*Continued on next page...*

*Continued from previous page...*

Atom-1	Atom-2	Distance(Å)	Clash(Å)
2:C:182:VAL:HG12	2:C:193:LEU:HG	1.95	0.48
2:C:1060:ILE:CG2	2:C:1064:ASN:HD21	2.12	0.48
3:D:1126:MET:HG2	3:D:1127:ASP:N	2.15	0.48
4:E:68:LEU:HD12	4:E:73:LEU:HD12	1.95	0.48
3:D:806:PHE:HA	3:D:827:ILE:O	2.12	0.48
2:C:379:GLU:O	2:C:381:ALA:N	2.46	0.48
2:C:198:ARG:HG3	2:C:228:ALA:HA	1.95	0.48
2:C:600:ASP:CA	2:C:648:ARG:HD2	2.44	0.48
2:C:679:PHE:O	2:C:681:GLY:N	2.46	0.48
3:D:1253:ILE:C	3:D:1255:GLN:N	2.65	0.48
3:D:1348:TYR:CZ	3:D:1352:GLU:HG2	2.48	0.48
3:D:643:GLY:HA3	3:D:727:GLN:N	2.25	0.48
2:C:461:VAL:O	2:C:461:VAL:HG12	2.13	0.48
3:D:88:TYR:O	3:D:520:LEU:HD13	2.13	0.48
3:D:1124:PHE:HE2	3:D:1185:ARG:HA	1.77	0.48
3:D:564:GLU:O	3:D:568:ARG:HG2	2.13	0.48
2:C:50:GLU:O	2:C:52:PHE:N	2.45	0.48
2:C:774:LEU:O	2:C:777:ILE:HB	2.14	0.48
1:A:222:ASN:C	1:A:224:PHE:N	2.67	0.48
2:C:479:VAL:O	2:C:480:THR:HG22	2.13	0.48
2:C:568:ALA:HB2	2:C:668:LEU:HD22	1.94	0.48
3:D:1012:PHE:O	3:D:1013:GLU:C	2.52	0.48
3:D:1357:TYR:HB3	3:D:1362:VAL:HB	1.96	0.48
3:D:1484:PHE:CD1	4:E:75:PHE:HB2	2.49	0.48
3:D:765:SER:HB2	3:D:769:LEU:HD12	1.96	0.48
3:D:924:MET:O	3:D:925:GLU:C	2.51	0.48
4:E:18:ARG:O	4:E:21:VAL:HB	2.13	0.48
2:C:95:TYR:HB3	2:C:114:PHE:HA	1.94	0.48
2:C:728:HIS:C	2:C:730:SER:N	2.65	0.48
3:D:123:LEU:O	3:D:124:GLU:C	2.51	0.48
2:C:854:PRO:O	2:C:855:VAL:C	2.51	0.48
3:D:149:LYS:O	3:D:150:ARG:C	2.51	0.48
1:B:173:VAL:HG12	1:B:200:THR:HG21	1.94	0.48
1:B:88:ARG:HB3	1:B:122:MET:HE1	1.95	0.48
2:C:580:MET:CB	2:C:584:GLU:HG3	2.25	0.48
3:D:1024:MET:SD	3:D:1024:MET:N	2.86	0.48
3:D:1104:HIS:H	3:D:1223:GLY:HA3	1.78	0.48
3:D:1222:VAL:O	3:D:1226:ALA:N	2.46	0.48
3:D:777:PRO:CG	3:D:912:LYS:HG3	2.43	0.48
3:D:935:LYS:HG2	3:D:939:PHE:CD1	2.48	0.48
3:D:958:PRO:HD3	3:D:1008:VAL:HG23	1.96	0.48
4:E:23:VAL:HG12	4:E:61:VAL:HG12	1.95	0.48

*Continued on next page...*

*Continued from previous page...*

Atom-1	Atom-2	Distance(Å)	Clash(Å)
3:D:1084:ASP:OD2	3:D:1238:THR:HG23	2.13	0.48
2:C:100:LEU:O	2:C:101:ILE:HD13	2.13	0.48
4:E:54:LEU:O	4:E:55:TYR:CB	2.60	0.48
1:A:30:ARG:CZ	1:A:190:ASP:HB3	2.43	0.48
1:A:6:LEU:O	1:A:7:LYS:HB2	2.13	0.48
2:C:389:SER:O	2:C:391:LEU:N	2.47	0.48
1:A:175:ARG:HB3	1:A:199:TRP:HB3	1.95	0.48
1:A:217:LEU:HD23	1:B:221:LEU:HD11	1.96	0.48
1:B:64:GLU:HA	1:B:75:VAL:HG11	1.95	0.48
2:C:400:PRO:O	2:C:401:LEU:C	2.51	0.48
2:C:399:ASN:HD21	2:C:401:LEU:N	2.09	0.48
3:D:1257:LEU:O	3:D:1259:ARG:N	2.45	0.48
3:D:1344:ALA:O	3:D:1345:VAL:C	2.51	0.48
2:C:335:THR:O	2:C:336:VAL:C	2.52	0.48
3:D:1079:ARG:O	3:D:1080:LYS:C	2.51	0.48
2:C:195:LEU:CB	2:C:227:LEU:HD13	2.28	0.48
2:C:346:VAL:O	2:C:347:GLY:C	2.52	0.48
2:C:733:ALA:O	2:C:734:LEU:C	2.51	0.48
3:D:1156:ALA:C	3:D:1158:GLY:N	2.66	0.48
1:B:33:GLY:HA3	1:B:180:VAL:HG21	1.96	0.48
2:C:641:PRO:HA	2:C:656:ALA:CB	2.43	0.48
2:C:963:LEU:O	2:C:965:GLU:N	2.47	0.48
3:D:1422:LEU:HD23	3:D:1422:LEU:C	2.34	0.48
3:D:1484:PHE:HE1	4:E:22:VAL:CG2	2.27	0.48
3:D:656:PHE:CD2	3:D:698:LYS:NZ	2.82	0.48
4:E:81:PRO:O	4:E:85:LEU:N	2.47	0.48
2:C:139:GLN:NE2	2:C:334:ARG:NH2	2.62	0.48
1:A:161:ILE:CD1	1:A:162:ASN:HD21	2.25	0.48
2:C:145:GLY:O	2:C:146:VAL:HG23	2.12	0.48
2:C:324:ASP:O	2:C:326:ASP:N	2.46	0.48
2:C:710:ILE:CG1	2:C:790:LEU:HD13	2.43	0.48
2:C:86:LYS:O	2:C:88:LEU:HG	2.14	0.48
2:C:501:THR:HG23	2:C:524:VAL:CB	2.44	0.48
3:D:1157:LEU:H	3:D:1183:GLU:CD	2.17	0.48
3:D:571:LYS:C	3:D:573:MET:N	2.66	0.48
2:C:596:TYR:O	2:C:655:LEU:HD13	2.13	0.48
2:C:575:GLN:O	2:C:667:ALA:HB1	2.13	0.48
2:C:970:GLY:HA2	3:D:950:ILE:CG2	2.43	0.48
2:C:840:ALA:HB3	2:C:997:LEU:HD11	1.96	0.48
2:C:1042:ALA:HB2	3:D:1228:GLU:OE1	2.13	0.48
3:D:969:ASP:O	3:D:971:LYS:N	2.47	0.48
2:C:148:PHE:N	2:C:148:PHE:CD1	2.81	0.48

*Continued on next page...*

*Continued from previous page...*

Atom-1	Atom-2	Distance(Å)	Clash(Å)
2:C:327:HIS:O	2:C:330:ASN:N	2.47	0.48
2:C:38:LYS:O	2:C:39:ARG:O	2.32	0.48
3:D:1133:LEU:HD13	3:D:1185:ARG:HH12	1.78	0.48
3:D:545:ARG:CG	3:D:546:ARG:N	2.77	0.48
2:C:290:LEU:HD12	2:C:300:ASP:CA	2.43	0.48
2:C:466:PHE:HD1	2:C:466:PHE:C	2.17	0.48
3:D:1152:ARG:O	3:D:1153:GLU:C	2.51	0.48
1:B:23:PHE:HD1	1:B:210:LEU:HD22	1.77	0.48
2:C:876:VAL:HB	2:C:877:PRO:HD3	1.95	0.48
2:C:6:PHE:HD1	2:C:902:ILE:O	1.97	0.48
3:D:1330:ALA:O	3:D:1331:ILE:C	2.51	0.48
3:D:698:LYS:O	3:D:718:PRO:HD2	2.14	0.48
3:D:979:TYR:CG	3:D:989:ARG:HD2	2.49	0.48
3:D:462:GLN:HA	3:D:512:MET:SD	2.54	0.48
2:C:423:ALA:CA	2:C:427:VAL:HG21	2.44	0.48
1:A:161:ILE:CG2	1:A:162:ASN:H	2.24	0.48
2:C:736:ASP:O	2:C:737:LEU:HG	2.14	0.48
2:C:750:LYS:HG3	3:D:680:GLN:NE2	2.29	0.48
2:C:768:SER:O	2:C:769:PRO:O	2.32	0.48
3:D:936:TYR:O	3:D:940:THR:HG22	2.13	0.48
1:A:76:VAL:O	1:A:77:GLU:C	2.52	0.48
1:A:221:LEU:HD21	1:B:217:LEU:CD2	2.43	0.48
1:B:58:ILE:HG22	1:B:58:ILE:O	2.14	0.48
2:C:588:VAL:HG21	2:C:666:LEU:HA	1.96	0.48
3:D:1328:ARG:O	3:D:1330:ALA:N	2.47	0.48
3:D:1426:THR:C	3:D:1428:SER:N	2.67	0.48
3:D:1212:MET:CE	4:E:16:LYS:HD2	2.43	0.48
3:D:973:ARG:C	3:D:975:ILE:H	2.17	0.48
1:A:126:LEU:CG	1:A:126:LEU:O	2.61	0.48
2:C:149:THR:CG2	2:C:150:PRO:HD2	2.44	0.48
2:C:48:PHE:O	2:C:49:LYS:C	2.51	0.48
1:B:71:VAL:HA	1:B:131:LEU:HA	1.95	0.48
4:E:91:ARG:HB3	4:E:92:LEU:CD1	2.43	0.48
2:C:223:ASP:C	2:C:225:ALA:H	2.18	0.48
3:D:1336:LEU:C	3:D:1336:LEU:HD23	2.33	0.48
1:A:206:PRO:O	1:A:209:ALA:N	2.46	0.47
1:A:34:VAL:C	1:A:36:LEU:N	2.67	0.47
1:A:38:ASN:O	1:A:39:PRO:C	2.52	0.47
1:B:111:VAL:O	1:B:113:PHE:N	2.47	0.47
2:C:1072:LYS:O	3:D:659:LYS:HG3	2.14	0.47
2:C:394:PHE:CD2	2:C:632:ASN:HB3	2.48	0.47
2:C:605:LYS:HD3	2:C:607:ASP:HA	1.95	0.47

*Continued on next page...*

*Continued from previous page...*

Atom-1	Atom-2	Distance(Å)	Clash(Å)
2:C:915:LYS:O	2:C:918:LEU:N	2.47	0.47
3:D:1019:ASN:HB2	3:D:1020:PRO:HD3	1.96	0.47
3:D:1060:SER:CB	3:D:1066:LEU:HA	2.43	0.47
3:D:1062:PHE:CD1	3:D:1066:LEU:HD23	2.49	0.47
3:D:1329:GLY:O	3:D:1331:ILE:N	2.47	0.47
3:D:997:TRP:CE3	3:D:1000:THR:HG21	2.48	0.47
3:D:485:SER:OG	3:D:488:ARG:HD2	2.13	0.47
1:A:142:ARG:HE	1:A:158:LYS:HE2	1.79	0.47
2:C:57:GLY:H	2:C:356:ARG:HH12	1.60	0.47
2:C:754:ILE:HD13	2:C:791:ARG:NE	2.29	0.47
2:C:1095:LEU:CD1	3:D:603:LEU:HD23	2.45	0.47
1:A:187:GLN:O	1:A:188:ARG:CB	2.62	0.47
3:D:1167:LEU:HB2	3:D:1171:ASP:HB3	1.95	0.47
2:C:693:GLU:OE1	2:C:693:GLU:HA	2.14	0.47
3:D:1230:ILE:HG22	3:D:1357:TYR:OH	2.13	0.47
3:D:1479:SER:O	3:D:1482:VAL:N	2.42	0.47
3:D:480:GLU:O	3:D:493:ARG:NH2	2.46	0.47
2:C:172:ILE:HD13	2:C:303:PHE:CZ	2.49	0.47
1:B:181:GLU:O	1:B:193:LYS:HB3	2.14	0.47
2:C:1042:ALA:HB1	3:D:1225:VAL:HG22	1.94	0.47
2:C:688:ILE:HG23	2:C:871:LEU:HD12	1.96	0.47
3:D:1431:SER:O	3:D:1432:THR:HB	2.15	0.47
3:D:1485:THR:HG21	4:E:79:LEU:HB2	1.96	0.47
3:D:653:PHE:O	3:D:656:PHE:N	2.48	0.47
3:D:760:ARG:O	3:D:761:ILE:HG13	2.15	0.47
3:D:901:GLN:O	3:D:905:PRO:HD3	2.14	0.47
3:D:925:GLU:OE1	4:E:7:ASP:OD2	2.32	0.47
2:C:55:GLU:OE1	2:C:55:GLU:N	2.43	0.47
2:C:805:ARG:NH2	2:C:821:GLU:OE2	2.48	0.47
3:D:1315:LYS:O	3:D:1316:ASP:C	2.52	0.47
2:C:728:HIS:NE2	2:C:783:ARG:NH1	2.63	0.47
2:C:238:LEU:O	2:C:241:LEU:N	2.47	0.47
1:A:222:ASN:O	1:A:223:TYR:C	2.53	0.47
1:B:144:ASP:CG	1:B:145:ARG:H	2.18	0.47
1:B:14:THR:O	1:B:15:THR:O	2.32	0.47
2:C:685:GLU:OE1	2:C:685:GLU:HA	2.13	0.47
2:C:882:LEU:CD1	2:C:884:GLN:HE21	2.27	0.47
2:C:963:LEU:O	2:C:964:LYS:C	2.52	0.47
3:D:1043:ARG:NH2	3:D:1062:PHE:CZ	2.82	0.47
2:C:1005:MET:HB2	3:D:629:SER:CB	2.44	0.47
2:C:177:GLU:CG	2:C:181:VAL:H	2.23	0.47
3:D:88:TYR:O	3:D:89:ARG:CB	2.61	0.47

*Continued on next page...*

*Continued from previous page...*

Atom-1	Atom-2	Distance(Å)	Clash(Å)
2:C:378:LEU:O	2:C:382:LEU:HB3	2.14	0.47
2:C:1018:GLN:HA	2:C:1018:GLN:OE1	2.13	0.47
3:D:704:ARG:HH11	3:D:704:ARG:CG	2.27	0.47
2:C:379:GLU:O	2:C:380:ALA:C	2.51	0.47
2:C:489:SER:O	2:C:490:GLU:CB	2.61	0.47
1:A:11:PHE:CD1	1:A:25:LEU:HD23	2.49	0.47
1:B:187:GLN:HG2	3:D:688:TRP:HD1	1.80	0.47
2:C:589:ARG:NH2	2:C:654:LEU:HA	2.29	0.47
2:C:876:VAL:HA	2:C:880:MET:SD	2.54	0.47
2:C:912:PRO:O	2:C:916:GLU:N	2.41	0.47
2:C:1043:TYR:CE1	3:D:710:ARG:HB2	2.50	0.47
3:D:901:GLN:O	3:D:903:ASP:N	2.48	0.47
3:D:1484:PHE:CE1	4:E:75:PHE:HB2	2.50	0.47
3:D:121:THR:CB	3:D:461:ILE:HD11	2.45	0.47
2:C:165:LEU:HD22	2:C:334:ARG:CD	2.42	0.47
2:C:26:TYR:HB2	2:C:121:MET:HE1	1.95	0.47
2:C:420:ARG:N	2:C:420:ARG:HD3	2.25	0.47
1:A:102:ALA:HA	1:A:106:LYS:HZ1	1.79	0.47
2:C:369:PRO:O	2:C:370:ALA:HB3	2.15	0.47
2:C:768:SER:CB	2:C:769:PRO:HD2	2.34	0.47
3:D:551:ASN:HD22	3:D:574:LEU:HD13	1.79	0.47
2:C:713:ARG:HB2	2:C:720:GLU:OE1	2.14	0.47
4:E:40:LEU:C	4:E:42:PRO:HD2	2.34	0.47
3:D:10:ILE:HG23	3:D:11:ALA:N	2.28	0.47
1:B:62:LEU:HB2	1:B:63:HIS:H	1.51	0.47
2:C:514:VAL:C	2:C:516:ARG:H	2.17	0.47
1:A:127:HIS:CE1	1:A:130:THR:OG1	2.68	0.47
4:E:86:GLN:O	4:E:89:MET:HB2	2.13	0.47
3:D:988:GLU:O	3:D:992:GLN:HB2	2.14	0.47
1:B:206:PRO:O	1:B:209:ALA:HB3	2.15	0.47
1:B:78:ILE:HG13	1:B:128:ILE:O	2.15	0.47
2:C:642:ARG:HB3	2:C:656:ALA:HA	1.96	0.47
1:A:83:LYS:HZ2	2:C:698:ASP:HB2	1.80	0.47
2:C:549:PHE:CE1	2:C:886:LEU:O	2.68	0.47
2:C:926:PHE:HE1	2:C:929:ARG:NH1	2.13	0.47
3:D:1200:GLY:C	3:D:1202:CYS:H	2.15	0.47
3:D:683:ILE:HG22	3:D:687:VAL:HB	1.96	0.47
1:B:187:GLN:CG	3:D:688:TRP:HD1	2.27	0.47
3:D:836:VAL:HG21	3:D:858:LEU:HD21	1.95	0.47
4:E:14:ASP:CG	4:E:15:SER:N	2.67	0.47
3:D:962:GLN:O	3:D:965:LEU:O	2.33	0.47
2:C:437:ARG:O	2:C:437:ARG:HG3	2.15	0.47

*Continued on next page...*



*Continued from previous page...*

Atom-1	Atom-2	Distance(Å)	Clash(Å)
2:C:324:ASP:C	2:C:326:ASP:N	2.66	0.47
2:C:762:LYS:HD2	2:C:786:LYS:CD	2.36	0.47
3:D:580:ALA:O	3:D:584:ASN:HB2	2.15	0.47
2:C:713:ARG:CZ	2:C:819:VAL:HG22	2.45	0.47
2:C:520:GLU:N	2:C:521:PRO:CD	2.77	0.47
2:C:650:LYS:O	2:C:651:LYS:CB	2.62	0.47
1:A:18:ASP:HA	1:A:205:THR:OG1	2.15	0.47
1:B:78:ILE:O	1:B:82:LEU:N	2.48	0.47
2:C:581:THR:O	2:C:583:LEU:N	2.48	0.47
2:C:605:LYS:CE	2:C:611:ILE:HG13	2.45	0.47
2:C:845:ASN:ND2	2:C:876:VAL:HG11	2.30	0.47
2:C:683:ASN:ND2	2:C:870:ILE:O	2.39	0.47
2:C:969:LEU:HD12	3:D:950:ILE:CG2	2.45	0.47
2:C:1038:TRP:NE1	3:D:1100:VAL:HG11	2.29	0.47
3:D:1379:TYR:O	3:D:1421:LEU:HB3	2.15	0.47
3:D:630:VAL:O	3:D:725:SER:CA	2.59	0.47
3:D:657:LEU:HD11	3:D:690:ALA:HB1	1.96	0.47
2:C:572:ILE:HG13	2:C:572:ILE:O	2.14	0.47
2:C:605:LYS:HD2	2:C:607:ASP:OD2	2.14	0.47
2:C:852:ILE:CD1	2:C:852:ILE:N	2.78	0.47
3:D:1214:ARG:HG3	3:D:1215:PRO:HD2	1.96	0.47
3:D:1257:LEU:O	3:D:1258:PRO:C	2.53	0.47
2:C:257:LEU:HD22	2:C:264:PRO:CD	2.38	0.47
2:C:332:ARG:HG2	2:C:333:ILE:H	1.79	0.47
2:C:430:VAL:O	2:C:431:HIS:C	2.53	0.47
2:C:308:ARG:C	2:C:310:LEU:N	2.68	0.47
2:C:148:PHE:CD2	2:C:159:ILE:HG23	2.49	0.47
2:C:181:VAL:HG21	2:C:220:GLY:HA3	1.96	0.47
3:D:1460:LEU:HD13	3:D:1471:ARG:HD3	1.97	0.47
2:C:754:ILE:CD1	2:C:791:ARG:NE	2.78	0.47
3:D:1156:ALA:O	3:D:1158:GLY:N	2.48	0.47
3:D:947:ILE:O	3:D:947:ILE:CG1	2.63	0.47
3:D:26:VAL:C	3:D:28:LYS:N	2.68	0.47
2:C:387:SER:O	2:C:388:ARG:HG3	2.14	0.47
1:B:31:GLY:H	1:B:192:ASP:CG	2.17	0.47
2:C:1113:GLU:C	2:C:1115:LEU:N	2.64	0.47
2:C:1046:ALA:CB	3:D:1473:ILE:HB	2.44	0.47
3:D:810:GLU:O	3:D:812:ALA:N	2.48	0.47
3:D:24(U):UNK:O	3:D:41(U):UNK:HA	2.15	0.47
2:C:602:GLU:O	2:C:603:VAL:HG13	2.14	0.47
2:C:689:VAL:HB	2:C:870:ILE:HB	1.97	0.47
2:C:694:LEU:HD22	2:C:699:PHE:CD2	2.50	0.47

*Continued on next page...*

*Continued from previous page...*

Atom-1	Atom-2	Distance(Å)	Clash(Å)
2:C:857:ASP:HB3	2:C:978:ARG:HG3	1.97	0.47
3:D:1214:ARG:HG3	3:D:1215:PRO:CD	2.45	0.47
3:D:1237:LEU:HD11	3:D:1357:TYR:CD2	2.48	0.47
3:D:1340:LYS:O	3:D:1340:LYS:CG	2.63	0.47
3:D:1484:PHE:CZ	4:E:22:VAL:HG23	2.50	0.47
3:D:836:VAL:HG11	3:D:858:LEU:HD11	1.95	0.47
3:D:911:LEU:N	3:D:911:LEU:HD22	2.30	0.47
1:A:142:ARG:HG2	1:A:142:ARG:NH1	2.30	0.47
1:A:159:ASP:O	1:A:161:ILE:N	2.47	0.47
2:C:892:LEU:O	2:C:894:GLY:N	2.42	0.47
2:C:763:GLY:O	2:C:764:GLU:C	2.52	0.47
3:D:547:LEU:HD13	3:D:577:ALA:C	2.35	0.47
3:D:811:GLU:CA	3:D:814:ALA:HB3	2.36	0.47
2:C:445:GLU:HB3	2:C:446:GLY:H	1.49	0.47
1:A:6:LEU:C	1:A:8:ALA:N	2.66	0.47
2:C:773:LEU:O	2:C:777:ILE:HG13	2.15	0.47
2:C:923:ASN:O	2:C:927:GLY:HA3	2.15	0.47
1:B:23:PHE:CD1	1:B:210:LEU:HD22	2.50	0.47
2:C:397:GLU:HB2	2:C:633:GLN:NE2	2.26	0.47
2:C:642:ARG:CB	2:C:656:ALA:HA	2.45	0.47
2:C:953:VAL:HG11	2:C:962:GLN:HB3	1.96	0.47
3:D:1348:TYR:O	3:D:1352:GLU:CB	2.62	0.47
3:D:932:ASP:O	3:D:933:ALA:C	2.53	0.47
2:C:14:PRO:HA	2:C:458:TYR:CE1	2.50	0.47
1:A:100:LEU:HD11	1:A:137:LEU:HD23	1.97	0.47
2:C:735:ARG:CA	2:C:737:LEU:O	2.58	0.47
3:D:1155:GLU:O	3:D:1156:ALA:HB2	2.15	0.47
1:B:154:ARG:O	1:B:155:HIS:CB	2.62	0.47
1:B:159:ASP:OD2	1:B:161:ILE:O	2.33	0.47
3:D:810:GLU:O	3:D:810:GLU:HG2	2.14	0.47
1:B:89:PHE:HZ	1:B:145:ARG:HE	1.55	0.47
3:D:1012:PHE:CE2	3:D:1023:VAL:HG11	2.50	0.47
2:C:432:ARG:NH1	3:D:1049:PRO:O	2.48	0.47
3:D:1276:SER:H	3:D:1323:GLY:CA	2.18	0.47
3:D:1306:LEU:HD21	3:D:1311:ARG:CB	2.45	0.47
3:D:1345:VAL:O	3:D:1346:GLU:C	2.53	0.47
3:D:760:ARG:NH2	4:E:3:GLU:OE2	2.48	0.47
3:D:910:SER:O	3:D:911:LEU:C	2.54	0.47
3:D:997:TRP:HA	3:D:1000:THR:CG2	2.42	0.47
2:C:261:LEU:HD11	2:C:263:ASP:HB2	1.96	0.47
3:D:502:PHE:C	3:D:504:ASP:H	2.19	0.47
2:C:428:ARG:NH2	3:D:1086:ALA:O	2.48	0.47

*Continued on next page...*

*Continued from previous page...*

Atom-1	Atom-2	Distance(Å)	Clash(Å)
2:C:208:VAL:CG1	2:C:218:VAL:HG21	2.45	0.47
3:D:87:ARG:CB	3:D:522:PRO:HG2	2.45	0.47
2:C:71:TYR:HA	2:C:96:ALA:HB2	1.97	0.47
2:C:727:PRO:HD2	2:C:759:THR:HG22	1.96	0.47
2:C:796:GLU:CG	3:D:681:ARG:HH12	2.13	0.47
3:D:552:ASN:O	3:D:554:LEU:N	2.47	0.47
3:D:916:TYR:O	3:D:919:PHE:HB3	2.15	0.47
2:C:434:HIS:C	2:C:436:GLY:N	2.68	0.47
1:B:164:ILE:HG13	1:B:164:ILE:O	2.16	0.46
1:B:22:GLU:HA	1:B:196:LEU:O	2.15	0.46
2:C:582:GLY:O	2:C:585:GLU:HG3	2.15	0.46
2:C:601:GLY:HA3	2:C:648:ARG:N	2.30	0.46
2:C:6:PHE:N	2:C:6:PHE:CD1	2.82	0.46
2:C:861:LEU:CD2	2:C:862:PRO:HD2	2.45	0.46
2:C:565:GLN:HB2	2:C:995:MET:SD	2.56	0.46
3:D:772:PRO:HG3	3:D:778:LEU:HD22	1.97	0.46
3:D:795:VAL:N	3:D:862:ASP:CB	2.78	0.46
3:D:465:LEU:CD2	3:D:509:PRO:HB3	2.41	0.46
2:C:22:GLN:O	2:C:24:GLU:N	2.48	0.46
1:A:79:ILE:HD11	1:A:164:ILE:HG13	1.97	0.46
2:C:359:MET:SD	2:C:372:LEU:HD11	2.55	0.46
3:D:1282:VAL:HG13	3:D:1315:LYS:CA	2.36	0.46
2:C:378:LEU:O	2:C:382:LEU:CB	2.63	0.46
3:D:543:LEU:HD21	3:D:600:LEU:HD12	1.98	0.46
2:C:269:LEU:O	2:C:274:ARG:NH2	2.49	0.46
2:C:1034:GLU:OE2	3:D:1097:ARG:NH1	2.46	0.46
2:C:616:GLU:O	2:C:618:GLY:N	2.47	0.46
3:D:930:LEU:CD1	3:D:934:LEU:HG	2.45	0.46
2:C:472:ARG:O	2:C:479:VAL:O	2.33	0.46
2:C:472:ARG:O	2:C:480:THR:HG22	2.14	0.46
2:C:881:ASN:ND2	3:D:1035:GLN:CG	2.78	0.46
1:A:79:ILE:HD11	1:A:164:ILE:HD11	1.95	0.46
3:D:546:ARG:HH21	3:D:577:ALA:HA	1.79	0.46
2:C:1085:PHE:CE1	3:D:1469:LEU:HD22	2.49	0.46
2:C:252:LYS:HZ1	2:C:293:PHE:H	1.64	0.46
1:A:89:PHE:HB2	1:A:145:ARG:HH21	1.79	0.46
1:A:25:LEU:HB3	1:A:26:GLU:H	1.59	0.46
3:D:645:PRO:HG3	3:D:724:GLN:O	2.14	0.46
3:D:710:ARG:C	3:D:712:GLY:H	2.19	0.46
3:D:718:PRO:O	3:D:719:VAL:HG23	2.15	0.46
2:C:257:LEU:O	2:C:258:PHE:C	2.53	0.46
3:D:477:LEU:CA	3:D:480:GLU:HB3	2.34	0.46

*Continued on next page...*

*Continued from previous page...*

Atom-1	Atom-2	Distance(Å)	Clash(Å)
1:A:142:ARG:O	1:A:143:VAL:HG22	2.15	0.46
3:D:522:PRO:O	3:D:523:ASP:CB	2.63	0.46
2:C:356:ARG:HD2	2:C:356:ARG:O	2.16	0.46
2:C:63:GLY:O	2:C:64:LEU:HB2	2.16	0.46
2:C:742:ILE:HG12	2:C:756:VAL:HG13	1.97	0.46
2:C:758:ARG:O	2:C:787:ASP:O	2.33	0.46
2:C:46:ALA:O	2:C:47:ALA:C	2.53	0.46
3:D:1050:SER:O	3:D:1051:GLY:C	2.54	0.46
1:B:110:ALA:CA	1:B:113:PHE:HE1	2.26	0.46
2:C:491:GLU:O	2:C:491:GLU:HG3	2.15	0.46
3:D:1063:ARG:HD3	3:D:1064:GLU:N	2.30	0.46
3:D:1364:LEU:HG	3:D:1365:HIS:N	2.31	0.46
3:D:724:GLN:O	3:D:725:SER:O	2.32	0.46
2:C:1051:GLU:OE2	3:D:752:SER:OG	2.30	0.46
2:C:420:ARG:CD	2:C:420:ARG:H	2.20	0.46
2:C:455:LEU:HD12	2:C:455:LEU:O	2.16	0.46
2:C:423:ALA:C	2:C:427:VAL:HG21	2.35	0.46
2:C:96:ALA:O	2:C:98:LEU:HG	2.16	0.46
2:C:814:GLU:HG3	2:C:814:GLU:O	2.15	0.46
2:C:35:PRO:C	2:C:37:GLU:H	2.17	0.46
3:D:673:ALA:O	3:D:676:MET:N	2.48	0.46
1:B:62:LEU:O	1:B:63:HIS:O	2.34	0.46
2:C:390:GLN:CD	2:C:413:LEU:O	2.53	0.46
4:E:87:LYS:O	4:E:90:GLU:HB3	2.15	0.46
1:B:172:PRO:CB	1:B:204:VAL:HB	2.45	0.46
2:C:857:ASP:O	2:C:858:MET:HB2	2.15	0.46
2:C:881:ASN:ND2	3:D:1035:GLN:OE1	2.49	0.46
2:C:996:LYS:NZ	2:C:1000:MET:HE3	2.31	0.46
3:D:1108:VAL:HG23	3:D:1222:VAL:HG23	1.97	0.46
3:D:911:LEU:H	3:D:911:LEU:CD2	2.28	0.46
3:D:950:ILE:HB	3:D:953:ASP:HB3	1.98	0.46
2:C:262:ALA:HB1	2:C:266:ARG:CD	2.17	0.46
3:D:21:TRP:O	3:D:23:TYR:N	2.48	0.46
3:D:131:LYS:O	3:D:132:TYR:C	2.54	0.46
2:C:305:PRO:HB3	2:C:308:ARG:NH2	2.30	0.46
2:C:148:PHE:CE2	2:C:310:LEU:HA	2.50	0.46
2:C:54:ILE:HG12	2:C:355:VAL:CG1	2.45	0.46
2:C:795:GLY:O	2:C:796:GLU:C	2.54	0.46
3:D:566:ILE:O	3:D:570:GLU:HG3	2.16	0.46
3:D:590:PRO:HA	3:D:600:LEU:HD21	1.98	0.46
2:C:1034:GLU:OE1	3:D:1097:ARG:NH1	2.49	0.46
2:C:833:LEU:C	2:C:834:GLN:HG3	2.35	0.46

*Continued on next page...*

*Continued from previous page...*

Atom-1	Atom-2	Distance(Å)	Clash(Å)
2:C:128:ILE:CD1	2:C:128:ILE:N	2.79	0.46
1:A:205:THR:O	1:A:208:GLU:HB2	2.15	0.46
2:C:554:ASP:O	2:C:555:ALA:C	2.54	0.46
3:D:1016:TYR:CB	3:D:1019:ASN:HB2	2.39	0.46
3:D:733:CYS:O	3:D:737:ASN:N	2.45	0.46
3:D:973:ARG:HA	3:D:976:GLU:HB2	1.97	0.46
3:D:485:SER:OG	3:D:488:ARG:HB2	2.16	0.46
2:C:440:PRO:HD2	2:C:456:ALA:N	2.31	0.46
3:D:1084:ASP:O	3:D:1087:LEU:N	2.48	0.46
2:C:100:LEU:HD21	2:C:368:THR:CA	2.39	0.46
2:C:726:ILE:HB	2:C:729:LEU:HD23	1.96	0.46
2:C:794:PRO:HG2	2:C:1027:PHE:HB3	1.98	0.46
3:D:1155:GLU:CB	3:D:1160:ARG:HA	2.42	0.46
1:B:213:ALA:O	1:B:216:ILE:N	2.49	0.46
4:E:68:LEU:CD1	4:E:73:LEU:HD12	2.46	0.46
2:C:291:VAL:CG1	2:C:299:LYS:HE3	2.46	0.46
2:C:1080:SER:OG	2:C:1081:VAL:N	2.48	0.46
1:A:18:ASP:O	1:A:19:HIS:CD2	2.69	0.46
1:B:58:ILE:O	1:B:59:GLU:O	2.34	0.46
2:C:613:VAL:HG12	2:C:615:TYR:CA	2.46	0.46
2:C:944:LEU:HD21	2:C:963:LEU:CD2	2.46	0.46
3:D:958:PRO:HG3	3:D:1008:VAL:CA	2.46	0.46
3:D:756:GLN:O	3:D:760:ARG:HG2	2.16	0.46
3:D:925:GLU:HG2	3:D:926:LYS:H	1.81	0.46
2:C:439:CYS:O	2:C:440:PRO:O	2.34	0.46
2:C:892:LEU:C	2:C:894:GLY:N	2.68	0.46
2:C:44:ILE:N	2:C:44:ILE:HD12	2.29	0.46
3:D:693:GLU:O	3:D:696:HIS:HB3	2.15	0.46
3:D:1131:ARG:H	3:D:1131:ARG:HD2	1.81	0.46
3:D:549:ASN:N	3:D:549:ASN:HD22	2.13	0.46
1:B:225:ALA:O	1:B:227:PRO:HD3	2.15	0.46
1:A:208:GLU:O	1:A:212:GLN:HG3	2.15	0.46
1:B:187:GLN:O	1:B:188:ARG:C	2.53	0.46
2:C:950:LEU:O	3:D:1019:ASN:OD1	2.34	0.46
3:D:1073:ILE:HD12	3:D:1073:ILE:N	2.31	0.46
3:D:1232:GLU:CB	3:D:1233:PRO:HD3	2.33	0.46
3:D:878:GLY:O	3:D:880:ILE:N	2.48	0.46
3:D:18:ILE:HA	3:D:21:TRP:CE3	2.51	0.46
2:C:440:PRO:HG2	2:C:454:SER:O	2.16	0.46
2:C:810:ASP:HB3	2:C:813:VAL:CG2	2.46	0.46
3:D:1126:MET:CE	3:D:1133:LEU:HD21	2.45	0.46
2:C:766:GLU:O	2:C:768:SER:N	2.47	0.46

*Continued on next page...*

*Continued from previous page...*

Atom-1	Atom-2	Distance(Å)	Clash(Å)
3:D:98:PRO:O	3:D:99:ALA:HB2	2.16	0.46
4:E:4:PRO:CB	4:E:66:LYS:HE2	2.41	0.46
3:D:538:SER:CA	3:D:541:ASN:HD22	2.25	0.46
3:D:1180:GLU:C	3:D:1182:GLY:N	2.70	0.46
2:C:770:GLU:O	2:C:774:LEU:N	2.35	0.46
1:B:60:ASP:O	1:B:61:VAL:O	2.33	0.46
2:C:682:TYR:CB	2:C:689:VAL:HG22	2.45	0.46
2:C:837:ASP:H	2:C:1001:VAL:CG2	2.29	0.46
2:C:839:LEU:CD2	2:C:849:VAL:HG23	2.46	0.46
2:C:876:VAL:O	2:C:880:MET:SD	2.74	0.46
2:C:940:GLU:O	2:C:944:LEU:HG	2.16	0.46
3:D:1025:ALA:O	3:D:1028:GLY:N	2.43	0.46
3:D:1070:GLU:HG3	3:D:1073:ILE:HD13	1.98	0.46
3:D:709:HIS:HD2	3:D:711:LEU:HB2	1.81	0.46
2:C:1043:TYR:CD1	3:D:710:ARG:HB2	2.51	0.46
3:D:477:LEU:O	3:D:477:LEU:HD12	2.16	0.46
2:C:17:PRO:O	2:C:18:LEU:CB	2.63	0.46
2:C:439:CYS:SG	2:C:453:THR:HG21	2.55	0.46
1:A:103:GLU:O	1:A:104:GLY:C	2.54	0.46
2:C:323:ASP:O	2:C:324:ASP:C	2.51	0.46
2:C:814:GLU:C	2:C:815:LEU:HD12	2.36	0.46
2:C:31:GLN:NE2	2:C:39:ARG:CB	2.77	0.46
3:D:547:LEU:HA	3:D:577:ALA:HB1	1.98	0.46
2:C:1040:LEU:N	2:C:1040:LEU:HD22	2.31	0.46
3:D:612:GLY:O	3:D:614:PHE:N	2.49	0.46
2:C:42:VAL:HG12	2:C:43:GLY:N	2.30	0.46
3:D:930:LEU:HD12	3:D:934:LEU:HG	1.97	0.46
1:A:19:HIS:O	1:A:20:TYR:O	2.34	0.46
2:C:399:ASN:HD21	2:C:401:LEU:CB	2.26	0.46
2:C:479:VAL:O	2:C:480:THR:O	2.33	0.46
2:C:939:ARG:CZ	2:C:975:TYR:CE2	2.99	0.46
2:C:974:LEU:HD22	2:C:989:VAL:CG2	2.45	0.46
3:D:1474:PRO:O	3:D:1479:SER:N	2.49	0.46
3:D:502:PHE:CD1	3:D:507:ASN:ND2	2.84	0.46
1:A:123:ASN:C	1:A:124:PRO:O	2.53	0.46
2:C:145:GLY:O	2:C:162:ILE:N	2.45	0.46
3:D:1460:LEU:HD13	3:D:1471:ARG:CD	2.46	0.46
3:D:545:ARG:C	3:D:547:LEU:N	2.67	0.46
1:B:154:ARG:HD3	1:B:154:ARG:HA	1.71	0.46
3:D:1173:HIS:O	3:D:1176:ILE:HB	2.16	0.46
1:A:127:HIS:CD2	1:A:127:HIS:C	2.88	0.46
3:D:1386:GLY:C	3:D:1388:SER:H	2.19	0.46

*Continued on next page...*

*Continued from previous page...*

Atom-1	Atom-2	Distance(Å)	Clash(Å)
2:C:714:ASP:O	2:C:715:THR:O	2.34	0.46
1:B:24:VAL:CG2	1:B:195:THR:HG23	2.45	0.45
2:C:1067:TYR:CZ	2:C:1071:ILE:HD11	2.51	0.45
2:C:648:ARG:CG	2:C:648:ARG:HH11	2.28	0.45
1:A:179:GLN:NE2	2:C:934:PHE:HB3	2.19	0.45
3:D:1206:TYR:CD2	3:D:1216:VAL:HG21	2.50	0.45
3:D:1270:LYS:O	3:D:1271:ALA:C	2.54	0.45
3:D:792:ILE:HG22	3:D:793:THR:HG23	1.98	0.45
3:D:965:LEU:O	3:D:966:GLU:HB3	2.17	0.45
3:D:496:LEU:HD11	3:D:500:ARG:NE	2.30	0.45
2:C:20:GLU:O	2:C:21:ILE:C	2.53	0.45
2:C:408:ARG:HH22	2:C:457:ALA:HA	1.81	0.45
1:A:103:GLU:O	1:A:104:GLY:O	2.34	0.45
1:A:79:ILE:HG23	1:A:166:VAL:CG2	2.46	0.45
2:C:216:ASP:O	2:C:217:LEU:C	2.54	0.45
2:C:148:PHE:HE1	2:C:309:TYR:CD2	2.33	0.45
2:C:327:HIS:C	2:C:329:GLY:N	2.69	0.45
2:C:744:ARG:O	2:C:747:ALA:HB2	2.16	0.45
2:C:30:LEU:HG	2:C:30:LEU:O	2.16	0.45
2:C:796:GLU:CG	3:D:681:ARG:NH1	2.73	0.45
2:C:92:ALA:HB2	2:C:120:LEU:HD11	1.97	0.45
3:D:586:ARG:C	3:D:587:ARG:HD3	2.36	0.45
3:D:856:GLY:C	3:D:857:LEU:HD22	2.36	0.45
3:D:612:GLY:O	3:D:615:ARG:N	2.43	0.45
3:D:1342:PRO:HD2	3:D:1343:GLU:OE1	2.16	0.45
3:D:8:VAL:O	3:D:1435:TRP:CH2	2.69	0.45
2:C:1101:THR:HB	2:C:1110:ASP:CB	2.47	0.45
1:A:32:PHE:N	1:A:32:PHE:CD1	2.84	0.45
1:A:80:LEU:HD23	1:A:83:LYS:HZ1	1.80	0.45
2:C:653:ASP:O	2:C:653:ASP:OD1	2.34	0.45
2:C:897:LEU:HG	2:C:899:GLN:CD	2.36	0.45
3:D:1275:ILE:HD12	3:D:1275:ILE:O	2.16	0.45
3:D:1377:LEU:HD11	3:D:1422:LEU:HG	1.98	0.45
3:D:650:LEU:HD21	3:D:683:ILE:HD11	1.98	0.45
3:D:734:GLU:OE2	3:D:780:LYS:NZ	2.50	0.45
4:E:6:ILE:CG2	4:E:7:ASP:N	2.79	0.45
2:C:460:ARG:CG	2:C:461:VAL:N	2.78	0.45
2:C:460:ARG:O	2:C:461:VAL:CB	2.64	0.45
3:D:1080:LYS:C	3:D:1082:GLY:N	2.70	0.45
1:A:142:ARG:C	1:A:143:VAL:HG22	2.36	0.45
2:C:157:ARG:H	2:C:157:ARG:CD	2.21	0.45
2:C:203:ASP:H	2:C:207:LEU:HB2	1.81	0.45

*Continued on next page...*



*Continued from previous page...*

Atom-1	Atom-2	Distance(Å)	Clash(Å)
2:C:325:ILE:C	2:C:327:HIS:N	2.70	0.45
3:D:77:GLY:C	3:D:79:GLU:H	2.18	0.45
2:C:380:ALA:O	2:C:384:GLU:HB2	2.17	0.45
3:D:470:LEU:O	3:D:472:LYS:N	2.49	0.45
1:A:151:PRO:O	1:A:153:GLU:N	2.49	0.45
2:C:837:ASP:N	2:C:1001:VAL:HG23	2.31	0.45
2:C:1008:ARG:CD	2:C:1029:GLY:H	2.29	0.45
2:C:564:MET:CE	2:C:846:LYS:HG2	2.46	0.45
2:C:918:LEU:CD1	2:C:968:ASP:O	2.65	0.45
3:D:1110:GLU:O	3:D:1203:GLN:CB	2.65	0.45
3:D:1205:CYS:C	3:D:1207:GLY:N	2.70	0.45
3:D:1345:VAL:O	3:D:1349:LEU:HD22	2.15	0.45
3:D:1364:LEU:CG	3:D:1365:HIS:N	2.79	0.45
3:D:754:PHE:O	3:D:758:GLU:HG2	2.16	0.45
3:D:875:THR:HG23	3:D:879:ARG:CB	2.43	0.45
4:E:15:SER:O	4:E:18:ARG:HB3	2.16	0.45
2:C:165:LEU:HD21	2:C:338:GLU:OE1	2.16	0.45
2:C:144:PRO:HA	2:C:162:ILE:CG2	2.45	0.45
2:C:363:SER:O	2:C:367:LEU:N	2.40	0.45
3:D:1278:ILE:HG22	3:D:1279:ASP:H	1.71	0.45
2:C:497:ALA:HA	2:C:502:PRO:CB	2.47	0.45
2:C:1026:GLN:NE2	3:D:674:ARG:HH21	2.13	0.45
1:B:90:LEU:HG	1:B:118:ASP:O	2.17	0.45
3:D:10:ILE:HG12	3:D:11:ALA:N	2.26	0.45
2:C:959:PRO:HG2	2:C:960:GLU:N	2.32	0.45
1:B:111:VAL:C	1:B:113:PHE:N	2.69	0.45
1:B:12:THR:O	1:B:24:VAL:N	2.48	0.45
1:B:59:GLU:O	1:B:60:ASP:CB	2.64	0.45
2:C:906:PHE:O	2:C:907:ASP:CB	2.64	0.45
3:D:1008:VAL:CG1	3:D:1009:PHE:N	2.80	0.45
3:D:709:HIS:H	3:D:1228:GLU:HB3	1.82	0.45
3:D:1484:PHE:HB2	4:E:76:GLY:O	2.17	0.45
3:D:728:LEU:HD13	3:D:745:MET:CE	2.47	0.45
3:D:701:LEU:HD21	3:D:763:MET:HE1	1.98	0.45
3:D:794:GLN:HB3	3:D:1018:PHE:CZ	2.52	0.45
3:D:863:THR:C	3:D:864:VAL:CG2	2.85	0.45
3:D:958:PRO:O	3:D:959:GLU:C	2.54	0.45
3:D:975:ILE:HD11	3:D:984:LEU:HD13	1.99	0.45
3:D:1077:GLY:O	3:D:1078:ALA:C	2.55	0.45
1:A:85:LEU:CA	1:A:123:ASN:HD21	2.28	0.45
2:C:159:ILE:HG21	2:C:306:THR:OG1	2.16	0.45
2:C:145:GLY:N	2:C:162:ILE:HB	2.32	0.45

*Continued on next page...*

*Continued from previous page...*

Atom-1	Atom-2	Distance(Å)	Clash(Å)
2:C:1107:ASN:H	2:C:1108:PRO:HD3	1.81	0.45
2:C:80:GLN:HG3	2:C:90:TYR:CZ	2.52	0.45
2:C:281:LEU:C	2:C:283:VAL:H	2.20	0.45
2:C:520:GLU:O	2:C:521:PRO:C	2.54	0.45
2:C:340:MET:O	2:C:340:MET:SD	2.74	0.45
3:D:9(U):UNK:O	3:D:10(U):UNK:CB	2.63	0.45
2:C:708:TYR:N	2:C:708:TYR:CD1	2.84	0.45
1:B:41:ARG:HD3	1:B:41:ARG:O	2.17	0.45
2:C:442:GLU:O	2:C:442:GLU:HG3	2.15	0.45
2:C:603:VAL:HG23	2:C:604:VAL:N	2.27	0.45
2:C:674:VAL:HG23	2:C:675:ALA:O	2.16	0.45
2:C:7:GLY:HA2	2:C:907:ASP:OD2	2.16	0.45
3:D:1259:ARG:HG3	3:D:1259:ARG:NH1	2.31	0.45
3:D:1463:LEU:O	3:D:1464:LYS:C	2.55	0.45
3:D:890:VAL:CG1	3:D:891:GLY:H	2.25	0.45
3:D:985:THR:O	3:D:986:ASP:C	2.54	0.45
2:C:328:LEU:CB	2:C:484:VAL:HG11	2.46	0.45
2:C:586:ARG:O	2:C:586:ARG:HG3	2.16	0.45
2:C:421:GLU:O	2:C:423:ALA:N	2.50	0.45
3:D:1085:THR:O	3:D:1087:LEU:N	2.50	0.45
1:A:121:ILE:O	1:A:122:MET:C	2.55	0.45
2:C:745:ILE:C	2:C:747:ALA:H	2.20	0.45
2:C:755:LEU:HD12	2:C:756:VAL:HG23	1.97	0.45
4:E:68:LEU:C	4:E:70:THR:N	2.69	0.45
3:D:469:ASP:O	3:D:470:LEU:C	2.55	0.45
1:A:77:GLU:O	1:A:78:ILE:C	2.54	0.45
1:A:78:ILE:O	1:A:81:ASN:N	2.50	0.45
1:B:36:LEU:O	1:B:39:PRO:HD2	2.16	0.45
2:C:442:GLU:OE2	2:C:544:THR:HG21	2.17	0.45
1:A:65:PHE:HD2	2:C:628:TYR:CE2	2.35	0.45
2:C:688:ILE:HD12	2:C:871:LEU:CD1	2.46	0.45
3:D:1252:ASP:C	3:D:1254:THR:N	2.70	0.45
3:D:899:LEU:O	3:D:900:ILE:HG13	2.16	0.45
3:D:993:VAL:O	3:D:996:LEU:HB3	2.17	0.45
2:C:142:ARG:NH1	2:C:142:ARG:HG2	2.32	0.45
2:C:200:LEU:HD23	2:C:200:LEU:N	2.30	0.45
2:C:384:GLU:OE2	2:C:388:ARG:HD2	2.17	0.45
1:B:122:MET:N	1:B:122:MET:HE3	2.32	0.45
1:B:85:LEU:C	1:B:123:ASN:HD21	2.19	0.45
1:B:97:THR:HA	1:B:142:ARG:HA	1.98	0.45
2:C:1008:ARG:HB2	2:C:1029:GLY:H	1.81	0.45
2:C:969:LEU:HD11	3:D:953:ASP:N	2.20	0.45

*Continued on next page...*

*Continued from previous page...*

Atom-1	Atom-2	Distance(Å)	Clash(Å)
3:D:462:GLN:O	3:D:463:GLU:C	2.54	0.45
3:D:507:ASN:ND2	3:D:508:ARG:H	2.14	0.45
2:C:335:THR:O	2:C:338:GLU:N	2.45	0.45
3:D:1080:LYS:C	3:D:1082:GLY:H	2.19	0.45
2:C:194:VAL:HG22	2:C:221:LEU:HD12	1.97	0.45
2:C:1026:GLN:O	2:C:1027:PHE:HB2	2.17	0.45
3:D:696:HIS:CD2	4:E:57:ASP:HB2	2.51	0.45
1:A:180:VAL:O	1:A:181:GLU:C	2.55	0.45
1:B:56:VAL:HG11	1:B:58:ILE:HD11	1.99	0.45
2:C:564:MET:CG	2:C:997:LEU:HD11	2.46	0.45
2:C:659:PRO:HG2	2:C:660:ALA:N	2.28	0.45
3:D:1070:GLU:HG3	3:D:1073:ILE:CB	2.46	0.45
3:D:1195:CYS:SG	3:D:1202:CYS:CB	3.04	0.45
3:D:625:TYR:CE1	3:D:751:LEU:HD21	2.48	0.45
3:D:633:VAL:HG13	3:D:633:VAL:O	2.16	0.45
3:D:701:LEU:HA	3:D:715:ALA:CB	2.45	0.45
2:C:164:PRO:HD3	2:C:267:TYR:HD2	1.78	0.45
3:D:15:PRO:HD3	3:D:510:GLU:HB3	1.98	0.45
2:C:15:LEU:HD21	2:C:461:VAL:HG23	1.96	0.45
2:C:63:GLY:HA2	2:C:102:HIS:CA	2.46	0.45
3:D:1126:MET:CG	3:D:1127:ASP:N	2.78	0.45
3:D:806:PHE:CA	3:D:827:ILE:O	2.65	0.45
2:C:274:ARG:O	2:C:278:GLU:HB2	2.17	0.45
3:D:1093:GLY:HA2	3:D:1097:ARG:NE	2.32	0.45
2:C:703:ILE:HA	2:C:829:GLN:O	2.16	0.45
2:C:321:GLU:O	2:C:322:VAL:C	2.56	0.45
1:A:200:THR:CG2	1:A:201:ASP:N	2.80	0.45
2:C:1030:GLN:HE21	2:C:1031:ARG:H	1.63	0.45
2:C:559:LEU:HA	2:C:562:SER:HB3	1.99	0.45
2:C:874:LEU:CD1	2:C:875:GLY:H	2.30	0.45
3:D:1252:ASP:O	3:D:1254:THR:N	2.44	0.45
3:D:1268:ARG:NH1	3:D:1331:ILE:CB	2.80	0.45
3:D:1320:VAL:O	3:D:1322:ALA:N	2.50	0.45
3:D:699:VAL:HA	3:D:716:PHE:O	2.17	0.45
2:C:163:ILE:HG21	2:C:170:PRO:N	2.32	0.45
3:D:130:ASN:CB	3:D:464:LEU:HD21	2.47	0.45
2:C:461:VAL:O	2:C:462:ASP:CB	2.65	0.45
2:C:204:GLN:O	2:C:205:GLU:CB	2.65	0.45
2:C:742:ILE:HD13	2:C:823:VAL:HG13	1.99	0.45
2:C:1045:ALA:CB	2:C:1048:THR:HB	2.33	0.45
3:D:770:LEU:O	3:D:771:SER:HB2	2.16	0.45
2:C:1037:VAL:O	2:C:1041:GLU:HG3	2.17	0.45

*Continued on next page...*

*Continued from previous page...*

Atom-1	Atom-2	Distance(Å)	Clash(Å)
2:C:981:GLU:HB3	2:C:982:PRO:CD	2.47	0.45
2:C:589:ARG:HH12	2:C:596:TYR:HA	1.81	0.45
2:C:614:ARG:O	2:C:615:TYR:CB	2.65	0.45
3:D:1421:LEU:HD12	3:D:1422:LEU:H	1.82	0.45
3:D:638:LYS:O	3:D:639:LEU:CB	2.65	0.45
3:D:728:LEU:HD13	3:D:745:MET:HE3	1.98	0.45
3:D:104:PHE:O	3:D:511:TRP:HZ3	2.00	0.45
2:C:157:ARG:HD3	2:C:157:ARG:N	2.28	0.45
2:C:212:SER:HB2	2:C:218:VAL:CG2	2.47	0.45
3:D:1466:ASN:HD21	3:D:1471:ARG:NH1	2.15	0.45
3:D:1317:GLY:O	3:D:1318:ASP:CB	2.64	0.45
2:C:1092:LEU:HD22	2:C:1097:LEU:HD12	1.99	0.45
1:B:30:ARG:HG3	1:B:30:ARG:O	2.17	0.45
3:D:1146:TYR:HD2	3:D:1147:GLY:N	2.13	0.45
1:A:44:LEU:O	1:A:173:VAL:HG21	2.18	0.44
1:A:66:SER:CB	1:A:75:VAL:HG21	2.44	0.44
1:B:138:TYR:CE2	1:B:140:GLU:HG3	2.52	0.44
1:B:56:VAL:O	1:B:163:ALA:O	2.35	0.44
2:C:1004:LYS:O	2:C:1005:MET:HB3	2.17	0.44
2:C:1042:ALA:CB	3:D:1228:GLU:OE1	2.66	0.44
2:C:552:HIS:CE1	3:D:1065:GLY:CA	3.00	0.44
2:C:610:ARG:O	2:C:611:ILE:C	2.54	0.44
2:C:684:PHE:O	2:C:685:GLU:HB2	2.17	0.44
3:D:1463:LEU:O	3:D:1465:GLU:N	2.50	0.44
3:D:972:LEU:O	3:D:976:GLU:HG2	2.17	0.44
3:D:17:LYS:O	3:D:18:ILE:C	2.54	0.44
2:C:86:LYS:CE	2:C:811:PRO:HG2	2.47	0.44
3:D:1155:GLU:HB3	3:D:1160:ARG:HG2	1.98	0.44
3:D:1031:GLY:O	3:D:1032:ASN:CB	2.55	0.44
1:B:133:GLU:CD	1:B:134:GLY:H	2.19	0.44
3:D:805:ALA:HB1	3:D:809:PRO:HD2	1.99	0.44
1:B:147:VAL:O	1:B:170:PHE:O	2.34	0.44
2:C:196:LEU:O	2:C:199:VAL:HB	2.17	0.44
1:A:30:ARG:HD2	1:A:190:ASP:HB3	1.99	0.44
2:C:231:PRO:HA	2:C:234:ALA:HB2	1.98	0.44
1:A:214:VAL:HG23	1:A:215:ALA:N	2.31	0.44
3:D:151:GLN:O	3:D:152:LEU:C	2.55	0.44
2:C:1055:ILE:HG21	2:C:1077:PRO:HB3	1.99	0.44
2:C:9:ILE:HD13	2:C:494:TYR:CE1	2.52	0.44
2:C:589:ARG:HH21	2:C:654:LEU:CD1	2.30	0.44
2:C:677:MET:N	2:C:873:PRO:HD3	2.32	0.44
3:D:1312:LEU:O	3:D:1324:GLN:OE1	2.34	0.44

*Continued on next page...*

*Continued from previous page...*

Atom-1	Atom-2	Distance(Å)	Clash(Å)
3:D:1340:LYS:HA	3:D:1340:LYS:HD2	1.84	0.44
3:D:1487:VAL:O	4:E:79:LEU:CD1	2.65	0.44
3:D:773:ALA:O	3:D:774:SER:CB	2.65	0.44
3:D:896:ALA:O	3:D:899:LEU:N	2.48	0.44
3:D:954:ASP:HA	3:D:956:VAL:HG23	2.00	0.44
2:C:17:PRO:HA	2:C:586:ARG:HH21	1.82	0.44
2:C:18:LEU:HD13	2:C:542:LEU:CD2	2.47	0.44
1:A:161:ILE:HG23	1:A:162:ASN:ND2	2.31	0.44
2:C:729:LEU:CD2	2:C:734:LEU:HD23	2.47	0.44
3:D:575:GLN:O	3:D:578:VAL:N	2.47	0.44
3:D:603:LEU:O	3:D:606:ILE:HD13	2.17	0.44
3:D:606:ILE:CD1	3:D:606:ILE:N	2.75	0.44
4:E:57:ASP:HA	4:E:58:PRO:HD3	1.81	0.44
3:D:117:ASP:C	3:D:119:PHE:H	2.19	0.44
1:A:196:LEU:H	1:A:196:LEU:CD2	2.31	0.44
1:A:24:VAL:HG12	1:A:25:LEU:O	2.17	0.44
2:C:603:VAL:O	2:C:613:VAL:O	2.35	0.44
2:C:873:PRO:O	2:C:877:PRO:CG	2.65	0.44
3:D:1276:SER:N	3:D:1323:GLY:HA2	2.19	0.44
3:D:628:ARG:HB3	3:D:628:ARG:NH1	2.32	0.44
3:D:642:CYS:SG	3:D:702:LEU:CD2	3.05	0.44
3:D:657:LEU:HD13	3:D:690:ALA:HB1	1.99	0.44
3:D:925:GLU:HG2	3:D:926:LYS:N	2.33	0.44
3:D:131:LYS:CB	3:D:454:ALA:HA	2.47	0.44
2:C:22:GLN:HA	2:C:25:SER:HB3	1.99	0.44
2:C:48:PHE:HE2	2:C:71:TYR:HB3	1.80	0.44
3:D:1282:VAL:HB	3:D:1283:ARG:H	1.29	0.44
2:C:377:PRO:HG2	2:C:378:LEU:H	1.82	0.44
2:C:501:THR:N	2:C:502:PRO:CD	2.80	0.44
1:B:105:PRO:CA	1:B:132:GLU:HA	2.43	0.44
2:C:474:VAL:HA	2:C:527:GLU:CB	2.47	0.44
2:C:474:VAL:HG12	2:C:526:PRO:HB3	1.99	0.44
3:D:1381:GLU:O	3:D:1419:LYS:N	2.50	0.44
1:A:75:VAL:HA	1:A:78:ILE:CD1	2.36	0.44
1:B:141:VAL:O	1:B:141:VAL:HG13	2.17	0.44
2:C:1054:THR:O	2:C:1056:LYS:N	2.50	0.44
2:C:473:ARG:O	2:C:531:PHE:O	2.34	0.44
1:A:65:PHE:HD2	2:C:628:TYR:HE2	1.65	0.44
2:C:882:LEU:CD1	2:C:884:GLN:NE2	2.80	0.44
2:C:9:ILE:HD13	2:C:494:TYR:HE1	1.82	0.44
3:D:1349:LEU:HG	3:D:1376:MET:CE	2.47	0.44
3:D:845:ASN:CB	3:D:846:PRO:HD2	2.48	0.44

*Continued on next page...*

*Continued from previous page...*

Atom-1	Atom-2	Distance(Å)	Clash(Å)
2:C:987:ILE:HD11	3:D:946:GLY:C	2.38	0.44
2:C:141:HIS:HE2	2:C:332:ARG:HD3	1.82	0.44
3:D:550:ARG:NH2	3:D:573:MET:SD	2.90	0.44
3:D:694:VAL:O	3:D:695:ILE:C	2.56	0.44
2:C:1032:PHE:HB2	3:D:623:VAL:CG2	2.43	0.44
2:C:526:PRO:O	2:C:527:GLU:C	2.55	0.44
2:C:243:ARG:CG	2:C:244:PRO:HA	2.44	0.44
3:D:1167:LEU:HD23	3:D:1167:LEU:O	2.18	0.44
1:B:159:ASP:O	1:B:160:ARG:C	2.56	0.44
3:D:37(U):UNK:O	3:D:38(U):UNK:CB	2.65	0.44
1:A:180:VAL:HG23	2:C:939:ARG:HH11	1.83	0.44
1:B:100:LEU:HD21	1:B:108:VAL:HG13	1.99	0.44
1:B:50:GLY:HA3	1:B:172:PRO:HD3	2.00	0.44
2:C:1054:THR:HG22	2:C:1055:ILE:N	2.33	0.44
2:C:494:TYR:O	2:C:495:THR:OG1	2.33	0.44
2:C:843:HIS:CD2	2:C:884:GLN:CA	2.96	0.44
2:C:918:LEU:O	2:C:918:LEU:HD23	2.18	0.44
2:C:920:GLU:C	2:C:922:PHE:N	2.68	0.44
2:C:949:LYS:C	2:C:951:GLY:H	2.19	0.44
3:D:1224:VAL:C	3:D:1226:ALA:H	2.21	0.44
3:D:1379:TYR:OH	3:D:1432:THR:HB	2.17	0.44
3:D:794:GLN:O	3:D:795:VAL:HG23	2.18	0.44
3:D:480:GLU:HA	3:D:493:ARG:NH1	2.32	0.44
1:A:102:ALA:CB	1:A:108:VAL:HG21	2.47	0.44
2:C:218:VAL:O	2:C:219:GLN:C	2.55	0.44
2:C:815:LEU:HD23	2:C:822:VAL:CG2	2.48	0.44
3:D:1283:ARG:HG2	3:D:1283:ARG:NH1	2.26	0.44
3:D:805:ALA:O	3:D:806:PHE:CB	2.66	0.44
1:B:136:LYS:HG2	1:B:137:LEU:N	2.32	0.44
3:D:916:TYR:CE2	3:D:920:LEU:HD21	2.52	0.44
3:D:1444:THR:O	3:D:1448:LEU:HB2	2.18	0.44
2:C:1059:ASP:OD1	2:C:1062:GLY:N	2.38	0.44
2:C:569:VAL:O	2:C:571:LEU:HD12	2.17	0.44
1:A:70:GLY:HA2	2:C:606:VAL:HG22	2.00	0.44
2:C:674:VAL:HB	2:C:869:VAL:HG13	1.99	0.44
2:C:676:ILE:O	2:C:677:MET:HG2	2.17	0.44
2:C:860:HIS:CD2	2:C:977:GLY:CA	2.95	0.44
2:C:870:ILE:CG2	2:C:870:ILE:O	2.63	0.44
2:C:925:TYR:OH	2:C:972:VAL:HG21	2.16	0.44
3:D:1070:GLU:HG3	3:D:1073:ILE:HG12	2.00	0.44
3:D:1373:VAL:HG22	3:D:1376:MET:CE	2.47	0.44
3:D:752:SER:O	3:D:755:ALA:N	2.48	0.44

*Continued on next page...*

*Continued from previous page...*

Atom-1	Atom-2	Distance(Å)	Clash(Å)
3:D:758:GLU:HB3	4:E:20:THR:CG2	2.48	0.44
3:D:711:LEU:HD21	3:D:768:ASN:O	2.18	0.44
3:D:935:LYS:CG	3:D:939:PHE:HE1	2.30	0.44
3:D:977:GLN:OE1	3:D:980:GLU:OE1	2.35	0.44
2:C:141:HIS:CE1	2:C:334:ARG:HG3	2.53	0.44
2:C:457:ALA:C	2:C:459:ALA:N	2.70	0.44
2:C:100:LEU:HD12	2:C:100:LEU:C	2.38	0.44
2:C:355:VAL:CG1	2:C:356:ARG:N	2.80	0.44
3:D:1283:ARG:HB3	3:D:1294:PHE:HB2	1.99	0.44
2:C:31:GLN:CG	2:C:39:ARG:HD2	2.48	0.44
2:C:885:ILE:C	2:C:887:GLU:H	2.21	0.44
2:C:525:ALA:O	2:C:526:PRO:C	2.56	0.44
2:C:780:GLU:O	2:C:781:LYS:C	2.55	0.44
2:C:835:VAL:CG1	3:D:632:VAL:HG21	2.48	0.44
1:A:32:PHE:HD1	1:A:32:PHE:N	2.16	0.44
1:B:19:HIS:H	1:B:19:HIS:CD2	2.35	0.44
1:B:86:VAL:HG23	1:B:123:ASN:OD1	2.16	0.44
2:C:572:ILE:O	2:C:573:ARG:HG3	2.18	0.44
2:C:580:MET:CB	2:C:584:GLU:OE1	2.66	0.44
2:C:601:GLY:CA	2:C:648:ARG:N	2.80	0.44
2:C:641:PRO:HA	2:C:656:ALA:HB2	1.98	0.44
2:C:984:GLU:HG2	3:D:944:THR:O	2.17	0.44
3:D:1018:PHE:O	3:D:1019:ASN:C	2.55	0.44
3:D:950:ILE:H	3:D:950:ILE:HG13	1.63	0.44
3:D:482:LYS:HD3	3:D:492:ALA:HB3	2.00	0.44
2:C:482:GLU:CB	2:C:486:MET:SD	3.06	0.44
3:D:1238:THR:HG22	3:D:1239:MET:H	1.81	0.44
1:A:102:ALA:O	1:A:135:GLY:O	2.36	0.44
1:A:156:GLY:H	1:A:165:PRO:HB3	1.83	0.44
2:C:87:ASP:O	2:C:88:LEU:HD23	2.17	0.44
3:D:787:LEU:CD2	3:D:947:ILE:HD11	2.37	0.44
3:D:704:ARG:O	3:D:705:ALA:O	2.35	0.44
2:C:1092:LEU:CD2	2:C:1097:LEU:HD12	2.48	0.44
2:C:129:ILE:HG21	2:C:387:SER:HB2	2.00	0.44
3:D:1167:LEU:CD2	3:D:1167:LEU:N	2.77	0.44
1:A:94:TRP:CZ3	1:A:96:THR:HB	2.53	0.44
3:D:831:GLY:C	3:D:833:GLU:H	2.21	0.44
1:B:53:VAL:CG2	1:B:85:LEU:HD23	2.48	0.44
2:C:563:ASN:O	2:C:564:MET:C	2.55	0.44
2:C:567:GLN:O	2:C:568:ALA:O	2.35	0.44
2:C:845:ASN:ND2	2:C:876:VAL:CG1	2.81	0.44
3:D:1042:MET:HG2	3:D:1043:ARG:N	2.33	0.44

*Continued on next page...*



*Continued from previous page...*

Atom-1	Atom-2	Distance(Å)	Clash(Å)
3:D:1259:ARG:C	3:D:1261:ILE:H	2.19	0.44
3:D:657:LEU:O	3:D:659:LYS:N	2.50	0.44
3:D:699:VAL:HG22	3:D:756:GLN:NE2	2.33	0.44
3:D:760:ARG:HH11	4:E:59:ASN:HD21	1.66	0.44
4:E:80:VAL:N	4:E:81:PRO:HD2	2.32	0.44
2:C:427:VAL:HG12	2:C:431:HIS:NE2	2.33	0.44
1:A:102:ALA:CB	1:A:137:LEU:HB3	2.47	0.44
2:C:110:GLU:HB3	2:C:370:ALA:HB2	2.00	0.44
3:D:674:ARG:NH1	3:D:678:GLU:CG	2.80	0.44
3:D:543:LEU:C	3:D:545:ARG:H	2.20	0.44
2:C:536:PRO:O	2:C:537:LYS:C	2.56	0.44
2:C:78:PHE:HD2	2:C:82:GLU:OE1	2.01	0.44
2:C:474:VAL:HG12	2:C:526:PRO:CA	2.47	0.44
2:C:234:ALA:O	2:C:235:MET:C	2.55	0.44
1:A:93:ARG:O	1:A:94:TRP:CB	2.63	0.44
2:C:706:GLU:CG	2:C:707:ARG:H	2.31	0.44
3:D:1473:ILE:HA	3:D:1473:ILE:HD13	1.89	0.44
1:B:184:ARG:C	1:B:186:GLY:N	2.70	0.44
3:D:81:THR:O	3:D:82:ARG:CB	2.66	0.44
3:D:1490:GLN:CB	4:E:72:ARG:HD2	2.48	0.44
3:D:1179:ALA:HA	3:D:1184:VAL:O	2.18	0.44
1:B:180:VAL:HG22	1:B:180:VAL:O	2.16	0.44
1:B:221:LEU:O	1:B:224:PHE:HD1	2.01	0.44
1:B:53:VAL:HG12	1:B:54:THR:N	2.32	0.44
2:C:699:PHE:C	2:C:701:THR:H	2.21	0.44
3:D:1107:VAL:HG12	3:D:1109:ARG:HG3	2.00	0.44
3:D:1109:ARG:O	3:D:1110:GLU:CB	2.65	0.44
3:D:1433:LYS:HG2	3:D:1434:SER:H	1.80	0.44
3:D:659:LYS:C	3:D:659:LYS:HD3	2.38	0.44
3:D:711:LEU:HB3	3:D:735:ALA:HB1	1.99	0.44
3:D:794:GLN:O	3:D:795:VAL:CB	2.66	0.44
3:D:495:ARG:O	3:D:496:LEU:C	2.56	0.44
3:D:131:LYS:O	3:D:133:ILE:N	2.51	0.44
2:C:165:LEU:HD11	2:C:338:GLU:OE1	2.18	0.44
3:D:1239:MET:HG3	3:D:1239:MET:O	2.18	0.44
2:C:208:VAL:HG12	2:C:209:ARG:H	1.82	0.44
2:C:97:ARG:NH2	2:C:109:LYS:NZ	2.66	0.44
3:D:1142:GLU:C	3:D:1144:GLY:H	2.22	0.44
2:C:425:PHE:O	2:C:426:ASP:CB	2.65	0.44
3:D:108:VAL:O	3:D:110:SER:N	2.51	0.44
2:C:442:GLU:O	2:C:559:LEU:HB2	2.18	0.43
2:C:574:ALA:O	2:C:575:GLN:O	2.35	0.43

*Continued on next page...*

*Continued from previous page...*

Atom-1	Atom-2	Distance(Å)	Clash(Å)
2:C:862:PRO:HA	2:C:975:TYR:HE1	1.77	0.43
3:D:1337:LEU:O	3:D:1341:GLY:N	2.51	0.43
3:D:795:VAL:H	3:D:862:ASP:CB	2.31	0.43
2:C:258:PHE:HD1	2:C:258:PHE:N	2.15	0.43
2:C:735:ARG:C	2:C:737:LEU:N	2.62	0.43
4:E:39:VAL:HG12	4:E:39:VAL:O	2.17	0.43
2:C:89:THR:HG23	2:C:129:ILE:HG12	2.00	0.43
2:C:1112:PHE:C	2:C:1114:GLY:N	2.71	0.43
3:D:618:LEU:HA	3:D:618:LEU:HD23	1.77	0.43
3:D:8:VAL:HG12	3:D:8:VAL:O	2.17	0.43
1:A:26:GLU:OE2	1:A:184:ARG:NE	2.50	0.43
1:A:9:PRO:HG3	1:A:25:LEU:HD13	2.00	0.43
1:B:111:VAL:CG2	1:B:124:PRO:HA	2.48	0.43
1:B:58:ILE:HA	1:B:138:TYR:O	2.18	0.43
1:B:89:PHE:CG	1:B:89:PHE:O	2.71	0.43
1:A:80:LEU:HD11	2:C:572:ILE:HD12	1.99	0.43
2:C:6:PHE:CD2	2:C:909:ALA:N	2.81	0.43
2:C:836:GLY:O	2:C:837:ASP:O	2.37	0.43
2:C:837:ASP:O	2:C:848:VAL:HG23	2.18	0.43
3:D:1016:TYR:HB3	3:D:1020:PRO:CD	2.30	0.43
3:D:1196:GLN:O	3:D:1197:THR:OG1	2.36	0.43
3:D:645:PRO:HG3	3:D:724:GLN:C	2.38	0.43
3:D:638:LYS:CA	3:D:729:HIS:CD2	3.01	0.43
3:D:767:HIS:O	3:D:769:LEU:N	2.47	0.43
3:D:948:ILE:HG12	3:D:950:ILE:HG13	1.99	0.43
4:E:59:ASN:O	4:E:62:THR:HB	2.17	0.43
1:A:103:GLU:H	1:A:106:LYS:NZ	2.16	0.43
2:C:159:ILE:HD12	2:C:174:LEU:CB	2.47	0.43
2:C:112:GLU:O	2:C:113:VAL:CB	2.65	0.43
2:C:738:ASP:HA	2:C:743:VAL:HA	1.99	0.43
2:C:94:LEU:HD23	2:C:344:PHE:CZ	2.50	0.43
3:D:578:VAL:O	3:D:582:ILE:HG13	2.19	0.43
2:C:525:ALA:CB	2:C:526:PRO:CD	2.94	0.43
2:C:474:VAL:CG2	2:C:530:GLU:HA	2.45	0.43
3:D:601:ARG:O	3:D:602:SER:O	2.37	0.43
2:C:396:ASP:O	2:C:403:SER:N	2.51	0.43
3:D:815:ALA:CB	3:D:832:ARG:HD2	2.48	0.43
3:D:810:GLU:C	3:D:812:ALA:H	2.20	0.43
2:C:399:ASN:HD22	2:C:401:LEU:N	2.12	0.43
2:C:654:LEU:HD21	2:C:657:ASP:CG	2.38	0.43
2:C:679:PHE:CE2	2:C:978:ARG:NH2	2.86	0.43
2:C:681:GLY:O	2:C:684:PHE:HB2	2.18	0.43

*Continued on next page...*

*Continued from previous page...*

Atom-1	Atom-2	Distance(Å)	Clash(Å)
2:C:9:ILE:O	2:C:10:ARG:CB	2.66	0.43
3:D:1004:VAL:O	3:D:1007:ALA:HB3	2.17	0.43
3:D:1015:ASN:O	3:D:1016:TYR:HB2	2.16	0.43
3:D:1100:VAL:O	3:D:1104:HIS:HB3	2.18	0.43
3:D:1327:THR:C	3:D:1329:GLY:N	2.71	0.43
3:D:1366:ASP:O	3:D:1367:LYS:HB2	2.18	0.43
3:D:1423:MET:HB3	3:D:1428:SER:HB2	2.00	0.43
3:D:710:ARG:O	3:D:712:GLY:N	2.51	0.43
3:D:729:HIS:ND1	3:D:730:PRO:CD	2.81	0.43
3:D:880:ILE:O	3:D:883:ALA:N	2.50	0.43
2:C:261:LEU:HD21	2:C:263:ASP:CB	2.48	0.43
2:C:16:PRO:HA	2:C:17:PRO:HA	1.52	0.43
2:C:328:LEU:HD21	2:C:468:ARG:NH1	2.33	0.43
2:C:439:CYS:HA	2:C:440:PRO:HD2	1.80	0.43
1:A:125:ASP:HB2	1:A:126:LEU:H	1.55	0.43
2:C:310:LEU:HA	2:C:313:LEU:CD2	2.48	0.43
2:C:66:LEU:CA	2:C:100:LEU:HA	2.45	0.43
2:C:54:ILE:HG12	2:C:355:VAL:HG11	2.00	0.43
2:C:115:LEU:CD2	2:C:378:LEU:HD22	2.49	0.43
3:D:100:ALA:HA	3:D:575:GLN:OE1	2.18	0.43
2:C:446:GLY:O	2:C:447:ALA:CB	2.63	0.43
3:D:1145:LEU:HB2	3:D:1172:VAL:CG1	2.44	0.43
1:A:183:THR:O	1:A:183:THR:HG23	2.18	0.43
1:A:72:LYS:O	1:A:73:GLU:O	2.36	0.43
2:C:1051:GLU:OE2	3:D:751:LEU:CB	2.66	0.43
3:D:1012:PHE:CD2	3:D:1023:VAL:HG11	2.53	0.43
3:D:1214:ARG:HD2	3:D:1215:PRO:HD2	1.99	0.43
3:D:1276:SER:HA	3:D:1304:TYR:CE1	2.52	0.43
3:D:1344:ALA:O	3:D:1346:GLU:N	2.52	0.43
3:D:104:PHE:O	3:D:511:TRP:CZ3	2.71	0.43
3:D:502:PHE:CD1	3:D:1453:ILE:HG23	2.52	0.43
3:D:482:LYS:HE2	3:D:488:ARG:O	2.17	0.43
1:A:158:LYS:O	1:A:160:ARG:N	2.49	0.43
2:C:193:LEU:HD13	2:C:193:LEU:C	2.38	0.43
2:C:721:ARG:O	2:C:758:ARG:HB2	2.19	0.43
2:C:759:THR:HA	2:C:786:LYS:O	2.18	0.43
3:D:571:LYS:C	3:D:573:MET:H	2.21	0.43
3:D:1094:TYR:HE2	3:D:1098:LYS:HE3	1.83	0.43
2:C:83:CYS:SG	2:C:90:TYR:HA	2.57	0.43
1:B:65:PHE:CD1	1:B:65:PHE:O	2.71	0.43
4:E:9:LEU:C	4:E:11:GLY:N	2.71	0.43
2:C:1112:PHE:C	2:C:1114:GLY:H	2.22	0.43

*Continued on next page...*

*Continued from previous page...*

Atom-1	Atom-2	Distance(Å)	Clash(Å)
2:C:160:ALA:HA	2:C:173:ASP:OD1	2.19	0.43
1:B:23:PHE:O	1:B:195:THR:HA	2.18	0.43
1:B:79:ILE:HG22	1:B:80:LEU:N	2.34	0.43
1:B:89:PHE:CZ	1:B:145:ARG:NE	2.77	0.43
2:C:551:GLU:CD	2:C:906:PHE:H	2.22	0.43
2:C:1005:MET:HB2	3:D:629:SER:HB2	2.01	0.43
2:C:168:ARG:NH1	2:C:268:ASP:OD2	2.51	0.43
3:D:1077:GLY:CA	3:D:1080:LYS:HG2	2.48	0.43
1:A:55:SER:O	1:A:141:VAL:HA	2.18	0.43
2:C:304:LEU:H	2:C:305:PRO:HD2	1.78	0.43
2:C:104:ASP:O	2:C:105:THR:O	2.36	0.43
1:A:59:GLU:OE2	1:A:136:LYS:HE3	2.18	0.43
1:B:86:VAL:N	1:B:123:ASN:OD1	2.51	0.43
2:C:676:ILE:O	2:C:677:MET:CG	2.67	0.43
2:C:920:GLU:HG2	2:C:921:ALA:N	2.21	0.43
3:D:1023:VAL:HA	3:D:1026:GLN:CB	2.49	0.43
3:D:1049:PRO:HD3	3:D:1076:HIS:CE1	2.54	0.43
3:D:1374:ARG:O	3:D:1377:LEU:N	2.52	0.43
3:D:899:LEU:O	3:D:900:ILE:HG12	2.18	0.43
2:C:439:CYS:CB	2:C:468:ARG:NH1	2.70	0.43
2:C:161:SER:OG	2:C:172:ILE:HG22	2.19	0.43
2:C:327:HIS:O	2:C:329:GLY:N	2.38	0.43
2:C:821:GLU:O	2:C:822:VAL:CG2	2.66	0.43
2:C:1011:GLY:O	2:C:1012:PRO:C	2.56	0.43
2:C:1109:VAL:O	2:C:1109:VAL:HG13	2.17	0.43
1:B:133:GLU:CG	1:B:134:GLY:H	2.31	0.43
2:C:1053:LEU:HD12	3:D:621:LYS:HD2	2.01	0.43
2:C:521:PRO:O	2:C:522:VAL:C	2.56	0.43
3:D:990:TYR:HD2	3:D:991:ASP:OD1	2.01	0.43
2:C:514:VAL:C	2:C:516:ARG:N	2.72	0.43
1:A:146:GLY:HA3	1:A:170:PHE:CZ	2.53	0.43
1:B:19:HIS:N	1:B:19:HIS:CD2	2.86	0.43
2:C:555:ALA:O	2:C:556:ASN:C	2.57	0.43
2:C:922:PHE:CE2	2:C:964:LYS:HB2	2.53	0.43
2:C:971:LYS:O	2:C:972:VAL:O	2.36	0.43
3:D:1017:PRO:HG2	3:D:1018:PHE:CD1	2.54	0.43
3:D:1262:GLU:CD	3:D:1269:PRO:CB	2.87	0.43
3:D:637:LEU:O	3:D:639:LEU:O	2.36	0.43
3:D:683:ILE:HG22	3:D:684:LYS:N	2.33	0.43
3:D:643:GLY:CA	3:D:727:GLN:HB2	2.49	0.43
3:D:836:VAL:HG21	3:D:858:LEU:CD2	2.47	0.43
2:C:421:GLU:H	2:C:424:GLY:HA3	1.84	0.43

*Continued on next page...*

*Continued from previous page...*

Atom-1	Atom-2	Distance(Å)	Clash(Å)
1:B:218:LYS:O	1:B:219:GLU:C	2.57	0.43
1:B:159:ASP:O	1:B:159:ASP:CG	2.57	0.43
3:D:940:THR:O	3:D:943:THR:HB	2.19	0.43
3:D:817:GLU:O	3:D:818:ARG:HB3	2.19	0.43
2:C:91:GLN:HB3	2:C:117:HIS:HB3	2.01	0.43
2:C:406:HIS:ND1	2:C:406:HIS:O	2.51	0.43
2:C:668:LEU:HD23	2:C:668:LEU:HA	1.79	0.43
2:C:920:GLU:C	2:C:922:PHE:H	2.22	0.43
2:C:964:LYS:HZ3	2:C:964:LYS:HB2	1.84	0.43
3:D:1291:LEU:HB3	3:D:1306:LEU:HB3	2.00	0.43
3:D:638:LYS:C	3:D:729:HIS:CD2	2.92	0.43
2:C:304:LEU:HD23	2:C:305:PRO:HG3	2.01	0.43
2:C:352:ALA:O	2:C:355:VAL:CG1	2.67	0.43
2:C:735:ARG:C	2:C:737:LEU:H	2.13	0.43
2:C:754:ILE:HD13	2:C:791:ARG:CG	2.48	0.43
3:D:95:LEU:O	3:D:96:ALA:CB	2.64	0.43
1:B:132:GLU:CG	1:B:133:GLU:N	2.82	0.43
2:C:91:GLN:HE22	2:C:383:ARG:HD2	1.83	0.43
3:D:886:VAL:HG22	3:D:930:LEU:HD11	2.01	0.43
1:B:86:VAL:HG13	1:B:202:GLY:HA2	2.01	0.43
1:B:16:GLN:HB2	1:B:20:TYR:O	2.19	0.43
1:A:83:LYS:NZ	2:C:698:ASP:HB2	2.34	0.43
2:C:911:GLU:N	2:C:912:PRO:HD2	2.34	0.43
2:C:918:LEU:O	2:C:920:GLU:O	2.37	0.43
2:C:421:GLU:CG	2:C:423:ALA:H	2.32	0.43
1:A:110:ALA:N	1:A:128:ILE:HG13	2.34	0.43
1:A:157:ILE:HG13	1:A:160:ARG:HG2	2.00	0.43
2:C:304:LEU:HD23	2:C:305:PRO:CD	2.49	0.43
2:C:710:ILE:CD1	2:C:823:VAL:HB	2.35	0.43
2:C:445:GLU:O	2:C:449:ILE:CD1	2.67	0.43
1:B:170:PHE:O	1:B:171:SER:OG	2.36	0.43
3:D:1397:GLU:O	3:D:1400:ASP:HB3	2.18	0.43
3:D:1033:PRO:O	3:D:1034:GLN:C	2.57	0.43
3:D:1347:ARG:HA	3:D:1347:ARG:HD2	1.87	0.43
1:A:36:LEU:O	1:A:40:LEU:HG	2.19	0.43
2:C:918:LEU:HD13	2:C:968:ASP:HA	2.00	0.43
3:D:861:GLN:O	3:D:862:ASP:CB	2.67	0.43
3:D:899:LEU:C	3:D:900:ILE:CG1	2.88	0.43
2:C:257:LEU:C	2:C:259:GLY:N	2.69	0.43
2:C:412:ALA:C	2:C:414:GLY:H	2.21	0.43
1:B:47:SER:O	1:B:48:ILE:HG12	2.19	0.43
2:C:801:VAL:CG2	2:C:828:ALA:CB	2.91	0.43

*Continued on next page...*

*Continued from previous page...*

Atom-1	Atom-2	Distance(Å)	Clash(Å)
2:C:290:LEU:HD12	2:C:300:ASP:N	2.34	0.43
3:D:704:ARG:CG	3:D:704:ARG:NH1	2.82	0.43
2:C:222:LEU:O	2:C:223:ASP:C	2.56	0.43
3:D:882:PHE:C	3:D:884:ARG:N	2.71	0.43
2:C:1089:VAL:O	2:C:1093:GLN:HG3	2.18	0.43
1:A:217:LEU:HG	1:A:221:LEU:HD23	2.01	0.42
1:B:123:ASN:OD1	1:B:123:ASN:N	2.38	0.42
2:C:1050:GLN:HG2	2:C:1054:THR:OG1	2.19	0.42
2:C:910:THR:CB	2:C:912:PRO:HD2	2.49	0.42
3:D:1364:LEU:CG	3:D:1365:HIS:H	2.32	0.42
2:C:1021:LEU:HG	3:D:622:ARG:HG3	2.00	0.42
3:D:653:PHE:CD1	3:D:653:PHE:N	2.87	0.42
3:D:795:VAL:CG1	3:D:796:ARG:N	2.82	0.42
2:C:731:GLU:C	2:C:733:ALA:N	2.72	0.42
3:D:1102:VAL:HG12	3:D:1375:GLN:HB3	2.01	0.42
2:C:298:PHE:N	2:C:298:PHE:HD1	2.16	0.42
2:C:706:GLU:CD	2:C:707:ARG:N	2.71	0.42
2:C:443:THR:N	2:C:444:PRO:HD2	2.34	0.42
3:D:486:ARG:HG3	3:D:487:ALA:H	1.84	0.42
2:C:42:VAL:N	2:C:46:ALA:HB2	2.33	0.42
1:B:99:ILE:O	1:B:114:THR:N	2.52	0.42
2:C:394:PHE:O	2:C:395:LYS:CB	2.67	0.42
2:C:549:PHE:O	2:C:550:LEU:C	2.58	0.42
2:C:6:PHE:CE2	2:C:909:ALA:HA	2.54	0.42
2:C:872:ASN:ND2	2:C:874:LEU:H	2.17	0.42
3:D:1195:CYS:SG	3:D:1202:CYS:SG	3.17	0.42
3:D:844:ALA:O	3:D:845:ASN:CB	2.67	0.42
3:D:836:VAL:CG1	3:D:858:LEU:HD21	2.47	0.42
3:D:876:ASN:HD21	3:D:904:VAL:HG21	1.84	0.42
3:D:875:THR:HG22	3:D:876:ASN:O	2.19	0.42
3:D:477:LEU:CD1	3:D:480:GLU:HB3	2.46	0.42
2:C:21:ILE:O	2:C:335:THR:HG21	2.19	0.42
2:C:414:GLY:C	2:C:419:THR:HG21	2.39	0.42
1:A:109:ARG:H	1:A:109:ARG:HD2	1.83	0.42
1:A:58:ILE:HG21	1:A:68:ILE:HD13	2.00	0.42
3:D:100:ALA:HB2	3:D:575:GLN:HG3	2.01	0.42
3:D:855:HIS:O	3:D:856:GLY:C	2.55	0.42
2:C:225:ALA:O	2:C:229:MET:HG2	2.20	0.42
2:C:360:VAL:HG12	2:C:361:MET:N	2.35	0.42
3:D:936:TYR:O	3:D:937:TYR:C	2.57	0.42
3:D:490:ALA:O	3:D:491:LYS:C	2.58	0.42
1:A:184:ARG:HE	1:A:193:LYS:CD	2.27	0.42

*Continued on next page...*

*Continued from previous page...*

Atom-1	Atom-2	Distance(Å)	Clash(Å)
1:B:117:ALA:C	1:B:119:VAL:N	2.73	0.42
1:B:201:ASP:O	1:B:203:SER:N	2.48	0.42
1:B:198:ILE:HG22	1:B:206:PRO:HB3	2.00	0.42
1:B:76:VAL:CA	1:B:79:ILE:HB	2.46	0.42
2:C:583:LEU:O	2:C:584:GLU:C	2.57	0.42
2:C:858:MET:HE3	2:C:867:VAL:HG23	2.01	0.42
2:C:688:ILE:CG2	2:C:869:VAL:HG23	2.49	0.42
2:C:939:ARG:NH2	2:C:975:TYR:CZ	2.87	0.42
3:D:1060:SER:C	3:D:1062:PHE:H	2.23	0.42
3:D:1061:SER:O	3:D:1063:ARG:N	2.40	0.42
3:D:1063:ARG:CG	3:D:1063:ARG:NH1	2.82	0.42
3:D:647:ARG:HA	3:D:647:ARG:HD2	1.82	0.42
3:D:772:PRO:HG3	3:D:778:LEU:CD2	2.49	0.42
2:C:12:VAL:CG1	2:C:13:ILE:HD12	2.49	0.42
2:C:25:SER:O	2:C:26:TYR:C	2.57	0.42
2:C:428:ARG:NH1	3:D:1083:ALA:O	2.53	0.42
3:D:1084:ASP:O	3:D:1086:ALA:N	2.51	0.42
1:A:109:ARG:HD3	1:A:112:ASP:OD2	2.20	0.42
1:A:142:ARG:NE	1:A:158:LYS:HE2	2.34	0.42
1:A:161:ILE:HG12	1:A:162:ASN:ND2	2.34	0.42
2:C:325:ILE:O	2:C:326:ASP:C	2.57	0.42
2:C:355:VAL:HG13	2:C:356:ARG:H	1.81	0.42
2:C:66:LEU:HD11	2:C:98:LEU:HB3	2.01	0.42
3:D:92:HIS:O	3:D:93:ILE:C	2.58	0.42
3:D:538:SER:O	3:D:539:ASP:C	2.57	0.42
1:B:159:ASP:O	1:B:161:ILE:O	2.38	0.42
1:A:153:GLU:O	1:A:155:HIS:N	2.50	0.42
1:A:95:ARG:HD3	1:A:95:ARG:H	1.84	0.42
1:A:26:GLU:OE1	1:A:184:ARG:HG3	2.19	0.42
1:B:82:LEU:HD21	1:B:141:VAL:CG2	2.49	0.42
1:B:86:VAL:HG11	1:B:201:ASP:O	2.19	0.42
2:C:672:VAL:HG13	2:C:868:ASP:HB2	2.01	0.42
2:C:920:GLU:O	2:C:921:ALA:C	2.58	0.42
3:D:1060:SER:HG	3:D:1068:VAL:CG2	2.32	0.42
2:C:1047:HIS:CD2	3:D:754:PHE:CD2	3.07	0.42
3:D:864:VAL:HA	3:D:875:THR:C	2.40	0.42
2:C:253:ALA:C	2:C:255:ALA:N	2.73	0.42
1:A:109:ARG:H	1:A:109:ARG:HD3	1.85	0.42
1:A:99:ILE:O	1:A:114:THR:HG22	2.19	0.42
1:A:104:GLY:N	1:A:135:GLY:HA3	2.34	0.42
2:C:181:VAL:O	2:C:182:VAL:C	2.58	0.42
2:C:201:GLY:O	2:C:202:TYR:O	2.37	0.42

*Continued on next page...*



*Continued from previous page...*

Atom-1	Atom-2	Distance(Å)	Clash(Å)
2:C:56:GLU:HG2	2:C:57:GLY:N	2.34	0.42
2:C:497:ALA:HA	2:C:502:PRO:CG	2.45	0.42
3:D:100:ALA:HB1	3:D:579:ASP:OD1	2.19	0.42
3:D:583:ASP:O	3:D:585:GLY:N	2.41	0.42
1:B:47:SER:O	1:B:216:ILE:HD13	2.20	0.42
3:D:554:LEU:O	3:D:558:LEU:HB2	2.19	0.42
3:D:696:HIS:HD2	4:E:57:ASP:HB2	1.83	0.42
3:D:472:LYS:C	3:D:474:GLU:N	2.73	0.42
2:C:920:GLU:CG	2:C:921:ALA:N	2.82	0.42
2:C:969:LEU:HG	2:C:970:GLY:H	1.85	0.42
3:D:1044:GLY:HA3	3:D:1057:PRO:HB2	2.00	0.42
3:D:1070:GLU:C	3:D:1072:PHE:H	2.23	0.42
3:D:1232:GLU:OE1	3:D:1233:PRO:HG3	2.19	0.42
3:D:634:GLY:N	3:D:728:LEU:O	2.47	0.42
3:D:875:THR:HG22	3:D:876:ASN:N	2.33	0.42
3:D:896:ALA:O	3:D:897:GLN:C	2.57	0.42
3:D:970:ARG:NH2	3:D:971:LYS:NZ	2.68	0.42
3:D:485:SER:CB	3:D:488:ARG:HB2	2.49	0.42
3:D:1087:LEU:CA	3:D:1090:ALA:HB3	2.49	0.42
2:C:745:ILE:C	2:C:747:ALA:N	2.73	0.42
3:D:545:ARG:HG2	3:D:546:ARG:N	2.34	0.42
1:B:213:ALA:HA	1:B:216:ILE:CG1	2.49	0.42
1:A:186:GLY:O	1:A:187:GLN:HG3	2.19	0.42
2:C:232:GLU:O	2:C:233:GLU:C	2.58	0.42
3:D:473:LEU:HD23	3:D:503:LEU:HD11	2.02	0.42
2:C:46:ALA:O	2:C:50:GLU:N	2.42	0.42
1:B:194:LEU:O	1:B:195:THR:CB	2.67	0.42
2:C:857:ASP:OD1	2:C:978:ARG:HG2	2.19	0.42
3:D:1109:ARG:O	3:D:1110:GLU:HB3	2.20	0.42
3:D:730:PRO:O	3:D:732:VAL:N	2.53	0.42
3:D:758:GLU:HB3	4:E:20:THR:HG21	2.00	0.42
3:D:836:VAL:HG11	3:D:858:LEU:CD1	2.48	0.42
3:D:896:ALA:O	3:D:898:GLU:N	2.52	0.42
3:D:129:PHE:O	3:D:130:ASN:CB	2.67	0.42
2:C:140:ILE:HG23	2:C:410:ILE:CG2	2.50	0.42
2:C:421:GLU:C	2:C:423:ALA:N	2.73	0.42
3:D:1084:ASP:C	3:D:1086:ALA:N	2.73	0.42
2:C:197:LEU:HD22	2:C:202:TYR:CD1	2.54	0.42
2:C:100:LEU:CG	2:C:369:PRO:HD3	2.44	0.42
2:C:764:GLU:N	2:C:764:GLU:OE1	2.52	0.42
3:D:1382:VAL:HG23	3:D:1393:GLY:N	2.33	0.42
1:B:158:LYS:HB3	1:B:159:ASP:H	1.55	0.42

*Continued on next page...*

*Continued from previous page...*

Atom-1	Atom-2	Distance(Å)	Clash(Å)
4:E:50:THR:HG22	4:E:50:THR:O	2.20	0.42
3:D:557:LEU:HG	3:D:557:LEU:O	2.20	0.42
2:C:1070:ILE:HD12	2:C:1070:ILE:N	2.33	0.42
1:A:32:PHE:O	1:A:34:VAL:N	2.53	0.42
1:A:38:ASN:CG	1:A:41:ARG:HH12	2.23	0.42
2:C:493:ARG:NH2	3:D:1070:GLU:CD	2.73	0.42
2:C:935:GLY:O	2:C:936:VAL:O	2.37	0.42
3:D:1021:LEU:HA	3:D:1021:LEU:HD23	1.83	0.42
3:D:1035:GLN:O	3:D:1038:GLN:HB3	2.20	0.42
3:D:1067:THR:O	3:D:1068:VAL:C	2.57	0.42
3:D:1480:ASP:C	3:D:1482:VAL:H	2.23	0.42
3:D:639:LEU:HD21	3:D:731:LEU:HB2	2.02	0.42
3:D:643:GLY:HA2	3:D:721:VAL:HG21	2.01	0.42
3:D:685:ASP:C	3:D:687:VAL:N	2.72	0.42
3:D:709:HIS:N	3:D:1228:GLU:HB3	2.35	0.42
3:D:465:LEU:HB3	3:D:509:PRO:HB2	2.02	0.42
3:D:485:SER:HB3	3:D:488:ARG:HB2	2.01	0.42
2:C:758:ARG:HG2	2:C:758:ARG:O	2.18	0.42
3:D:1121:VAL:HA	3:D:1122:PRO:HD2	1.92	0.42
3:D:1408:LEU:O	3:D:1410:ALA:N	2.53	0.42
2:C:317:VAL:N	2:C:318:PRO:CD	2.82	0.42
2:C:609:THR:O	2:C:609:THR:HG22	2.20	0.42
1:A:34:VAL:O	1:A:35:THR:C	2.57	0.42
1:B:80:LEU:C	1:B:82:LEU:N	2.73	0.42
2:C:595:LEU:HD21	2:C:623:HIS:CB	2.48	0.42
2:C:611:ILE:HD11	2:C:641:PRO:HA	2.02	0.42
2:C:943:VAL:O	2:C:944:LEU:C	2.56	0.42
3:D:1095:LEU:O	3:D:1096:THR:C	2.57	0.42
3:D:1110:GLU:OE2	3:D:1197:THR:HG21	2.20	0.42
3:D:699:VAL:N	3:D:756:GLN:HE22	2.18	0.42
3:D:700:VAL:N	3:D:716:PHE:O	2.46	0.42
3:D:959:GLU:O	3:D:961:LYS:N	2.49	0.42
4:E:13:VAL:HG12	4:E:75:PHE:CZ	2.55	0.42
3:D:462:GLN:O	3:D:465:LEU:N	2.52	0.42
3:D:502:PHE:CG	3:D:507:ASN:ND2	2.87	0.42
2:C:410:ILE:CD1	2:C:468:ARG:HH21	2.31	0.42
3:D:1087:LEU:O	3:D:1087:LEU:HG	2.19	0.42
1:A:103:GLU:C	1:A:135:GLY:HA3	2.40	0.42
2:C:755:LEU:HD11	2:C:825:VAL:CG1	2.50	0.42
3:D:1476:GLY:C	3:D:1478:GLY:N	2.71	0.42
2:C:351:LEU:HD11	2:C:373:VAL:HG22	2.00	0.42
1:A:16:GLN:HE21	1:A:17:GLY:N	1.91	0.42

*Continued on next page...*

*Continued from previous page...*

Atom-1	Atom-2	Distance(Å)	Clash(Å)
1:A:193:LYS:O	1:A:193:LYS:HG2	2.19	0.42
1:A:194:LEU:CG	1:A:195:THR:H	2.31	0.42
1:A:199:TRP:HD1	1:A:200:THR:OG1	2.03	0.42
1:B:194:LEU:HD22	1:B:194:LEU:HA	1.90	0.42
2:C:1008:ARG:HG2	2:C:1009:SER:N	2.32	0.42
2:C:1075:ASP:OD1	2:C:1076:VAL:N	2.50	0.42
3:D:1200:GLY:C	3:D:1202:CYS:N	2.72	0.42
3:D:1433:LYS:CG	3:D:1434:SER:N	2.83	0.42
3:D:628:ARG:NH1	3:D:628:ARG:CB	2.83	0.42
3:D:643:GLY:O	3:D:719:VAL:O	2.37	0.42
3:D:772:PRO:CG	3:D:778:LEU:HD22	2.50	0.42
4:E:3:GLU:HB2	4:E:6:ILE:HG12	2.02	0.42
1:A:108:VAL:HG21	1:A:137:LEU:CD2	2.49	0.42
2:C:184:MET:SD	2:C:303:PHE:HE2	2.43	0.42
3:D:1294:PHE:HA	3:D:1302:LYS:O	2.19	0.42
3:D:1279:ASP:CA	3:D:1318:ASP:O	2.68	0.42
2:C:1091:GLU:OE1	3:D:606:ILE:CG2	2.67	0.42
2:C:816:LYS:HB3	2:C:819:VAL:CG2	2.50	0.42
3:D:691:LEU:HD12	3:D:692:GLU:N	2.35	0.42
1:B:105:PRO:O	1:B:106:LYS:HD3	2.19	0.42
3:D:1170:GLU:O	3:D:1173:HIS:HB2	2.20	0.42
2:C:474:VAL:O	2:C:526:PRO:HA	2.20	0.42
2:C:274:ARG:NE	2:C:275:TYR:CE1	2.88	0.42
2:C:1111:ILE:O	2:C:1112:PHE:O	2.37	0.42
2:C:391:LEU:HD12	2:C:391:LEU:HA	1.84	0.42
2:C:692:GLU:O	2:C:693:GLU:C	2.59	0.42
1:A:208:GLU:HB3	1:A:212:GLN:NE2	2.34	0.42
1:A:38:ASN:HA	1:A:178:PHE:CE2	2.55	0.42
2:C:1055:ILE:CD1	2:C:1055:ILE:N	2.80	0.42
2:C:580:MET:O	2:C:581:THR:HB	2.19	0.42
2:C:5:ARG:HG3	2:C:902:ILE:HG21	2.01	0.42
2:C:872:ASN:ND2	2:C:874:LEU:HB3	2.24	0.42
2:C:1042:ALA:O	3:D:1225:VAL:CG2	2.68	0.42
3:D:636:GLN:C	3:D:638:LYS:H	2.24	0.42
3:D:638:LYS:O	3:D:639:LEU:CG	2.66	0.42
3:D:631:ILE:CD1	3:D:745:MET:HE2	2.35	0.42
3:D:954:ASP:O	3:D:955:ALA:CB	2.68	0.42
2:C:253:ALA:C	2:C:256:TYR:H	2.23	0.42
3:D:496:LEU:O	3:D:500:ARG:HG2	2.20	0.42
3:D:1148:ARG:NH1	3:D:1191:SER:HB2	2.29	0.42
2:C:709:GLU:O	2:C:710:ILE:HG13	2.19	0.42
3:D:1278:ILE:CD1	3:D:1302:LYS:HD3	2.49	0.42

*Continued on next page...*

*Continued from previous page...*

Atom-1	Atom-2	Distance(Å)	Clash(Å)
3:D:824:ASN:O	3:D:825:ALA:O	2.38	0.42
2:C:384:GLU:O	2:C:388:ARG:HB2	2.20	0.42
4:E:9:LEU:C	4:E:11:GLY:H	2.22	0.42
3:D:856:GLY:O	3:D:857:LEU:HD22	2.20	0.42
2:C:224:GLU:C	2:C:226:VAL:H	2.23	0.42
3:D:941:LEU:C	3:D:943:THR:N	2.73	0.42
1:A:48:ILE:HA	1:A:49:PRO:HD3	1.92	0.42
1:B:94:TRP:NE1	1:B:119:VAL:CG2	2.83	0.41
2:C:480:THR:HG23	2:C:480:THR:O	2.20	0.41
2:C:541:SER:O	2:C:545:ASN:ND2	2.53	0.41
2:C:581:THR:O	2:C:582:GLY:C	2.58	0.41
3:D:997:TRP:CE2	3:D:1057:PRO:HG3	2.53	0.41
3:D:645:PRO:HG2	3:D:724:GLN:HA	2.02	0.41
3:D:761:ILE:HG22	3:D:762:GLN:N	2.35	0.41
3:D:903:ASP:O	3:D:905:PRO:HD3	2.20	0.41
3:D:905:PRO:O	3:D:906:GLN:CB	2.58	0.41
3:D:500:ARG:HG3	3:D:1389:PRO:HG3	2.02	0.41
2:C:792:VAL:HA	2:C:793:PRO:HD2	1.74	0.41
2:C:813:VAL:CG1	2:C:814:GLU:H	2.05	0.41
2:C:755:LEU:HD11	2:C:825:VAL:CB	2.50	0.41
2:C:768:SER:HB2	2:C:769:PRO:CD	2.36	0.41
4:E:38:THR:HG22	4:E:41:GLU:H	1.85	0.41
3:D:662:GLU:OE1	3:D:662:GLU:C	2.58	0.41
2:C:232:GLU:O	2:C:234:ALA:N	2.52	0.41
2:C:59:LYS:O	2:C:61:LYS:HE2	2.20	0.41
1:B:128:ILE:O	1:B:129:ALA:HB2	2.20	0.41
2:C:401:LEU:HD21	2:C:543:ASN:HD22	1.84	0.41
2:C:662:GLU:O	2:C:663:GLU:C	2.57	0.41
2:C:841:ASN:ND2	2:C:843:HIS:H	2.17	0.41
2:C:677:MET:CA	2:C:873:PRO:HD3	2.49	0.41
2:C:910:THR:O	2:C:913:GLU:N	2.53	0.41
3:D:1337:LEU:HB2	3:D:1345:VAL:HG21	2.02	0.41
3:D:1463:LEU:C	3:D:1465:GLU:N	2.73	0.41
3:D:853:VAL:HG22	3:D:858:LEU:HB2	2.02	0.41
3:D:896:ALA:HA	3:D:899:LEU:CD2	2.50	0.41
2:C:437:ARG:C	2:C:438:ILE:HG12	2.40	0.41
2:C:257:LEU:HD22	2:C:263:ASP:HB3	2.02	0.41
2:C:165:LEU:C	2:C:167:LYS:N	2.73	0.41
2:C:20:GLU:OE2	2:C:461:VAL:HG22	2.20	0.41
1:B:26:GLU:O	1:B:27:PRO:C	2.58	0.41
2:C:705:ILE:HD12	2:C:705:ILE:C	2.40	0.41
2:C:54:ILE:CD1	2:C:355:VAL:HG13	2.50	0.41

*Continued on next page...*

*Continued from previous page...*

Atom-1	Atom-2	Distance(Å)	Clash(Å)
2:C:787:ASP:C	2:C:787:ASP:OD1	2.58	0.41
3:D:92:HIS:O	3:D:94:GLU:N	2.53	0.41
4:E:48:MET:HB3	4:E:55:TYR:O	2.20	0.41
1:A:30:ARG:HH22	1:A:188:ARG:HB3	1.84	0.41
1:A:31:GLY:C	1:A:33:GLY:H	2.23	0.41
1:A:15:THR:HG22	1:B:230:SER:H	1.85	0.41
3:D:452:ILE:O	3:D:453:ASP:C	2.57	0.41
3:D:789:LEU:HD23	3:D:789:LEU:HA	1.69	0.41
1:A:64:GLU:CG	1:A:65:PHE:H	2.33	0.41
1:A:64:GLU:OE2	1:A:76:VAL:HG13	2.20	0.41
2:C:1071:ILE:O	3:D:659:LYS:HG2	2.20	0.41
2:C:614:ARG:NH2	2:C:623:HIS:CE1	2.88	0.41
2:C:841:ASN:C	2:C:841:ASN:ND2	2.71	0.41
2:C:903:SER:CB	2:C:909:ALA:HB2	2.48	0.41
3:D:636:GLN:HB3	3:D:641:GLN:HB2	2.01	0.41
3:D:953:ASP:OD1	3:D:953:ASP:O	2.37	0.41
4:E:82:GLU:HA	4:E:85:LEU:HB3	2.02	0.41
3:D:492:ALA:O	3:D:493:ARG:C	2.59	0.41
1:A:58:ILE:HG21	1:A:68:ILE:HD11	2.02	0.41
2:C:184:MET:HB3	2:C:191:PHE:CE2	2.55	0.41
2:C:202:TYR:O	2:C:203:ASP:CB	2.68	0.41
2:C:722:ILE:HA	2:C:758:ARG:CB	2.48	0.41
3:D:575:GLN:O	3:D:578:VAL:HB	2.20	0.41
3:D:563:PRO:O	3:D:564:GLU:HB3	2.20	0.41
3:D:1141:ILE:O	3:D:1145:LEU:N	2.46	0.41
3:D:1144:GLY:C	3:D:1145:LEU:HD23	2.41	0.41
2:C:69:LEU:HB3	2:C:70:GLU:H	1.54	0.41
1:A:18:ASP:O	1:A:19:HIS:CB	2.68	0.41
1:B:142:ARG:O	1:B:143:VAL:HG23	2.20	0.41
2:C:1054:THR:HG21	2:C:1079:PRO:HB3	2.02	0.41
3:D:1232:GLU:C	3:D:1234:GLY:N	2.73	0.41
3:D:1252:ASP:HB2	3:D:1270:LYS:HZ3	1.83	0.41
3:D:1479:SER:O	3:D:1480:ASP:C	2.59	0.41
3:D:643:GLY:HA3	3:D:727:GLN:HB2	2.01	0.41
3:D:794:GLN:O	3:D:795:VAL:HB	2.21	0.41
3:D:841:PHE:O	3:D:845:ASN:N	2.44	0.41
3:D:899:LEU:HD13	3:D:899:LEU:N	2.35	0.41
2:C:419:THR:O	2:C:420:ARG:C	2.58	0.41
2:C:468:ARG:H	2:C:468:ARG:HD3	1.80	0.41
1:A:103:GLU:N	1:A:106:LYS:HE2	2.34	0.41
1:A:99:ILE:HG23	1:A:138:TYR:CE1	2.55	0.41
2:C:159:ILE:CD1	2:C:310:LEU:HB2	2.50	0.41

*Continued on next page...*

*Continued from previous page...*

Atom-1	Atom-2	Distance(Å)	Clash(Å)
2:C:101:ILE:CG2	2:C:102:HIS:N	2.69	0.41
2:C:54:ILE:CD1	2:C:359:MET:HE2	2.50	0.41
2:C:367:LEU:CD1	2:C:372:LEU:HG	2.50	0.41
3:D:1281:VAL:CG1	3:D:1282:VAL:H	2.32	0.41
2:C:44:ILE:CD1	2:C:44:ILE:H	2.28	0.41
2:C:32:ALA:CB	2:C:73:ILE:HD13	2.43	0.41
3:D:1156:ALA:CB	3:D:1183:GLU:HB3	2.48	0.41
3:D:855:HIS:O	3:D:857:LEU:N	2.53	0.41
2:C:224:GLU:O	2:C:226:VAL:N	2.53	0.41
2:C:233:GLU:OE2	2:C:237:ARG:NE	2.52	0.41
2:C:103:LYS:HD3	2:C:103:LYS:HA	1.87	0.41
2:C:52:PHE:O	2:C:53:PRO:C	2.56	0.41
1:A:41:ARG:O	1:A:41:ARG:HD2	2.20	0.41
1:B:64:GLU:HG3	1:B:79:ILE:HG13	2.02	0.41
3:D:1015:ASN:O	3:D:1016:TYR:CD2	2.73	0.41
3:D:492:ALA:O	3:D:495:ARG:N	2.54	0.41
2:C:149:THR:HG23	2:C:323:ASP:HA	2.03	0.41
2:C:148:PHE:CE2	2:C:159:ILE:HG23	2.56	0.41
2:C:142:ARG:NE	2:C:324:ASP:HA	2.23	0.41
2:C:743:VAL:CG2	2:C:755:LEU:O	2.66	0.41
2:C:758:ARG:CG	2:C:758:ARG:NH1	2.83	0.41
2:C:34:VAL:CG1	2:C:35:PRO:N	2.83	0.41
3:D:516:ALA:O	3:D:517:VAL:HG13	2.21	0.41
3:D:590:PRO:HA	3:D:600:LEU:CD2	2.50	0.41
3:D:1135:LEU:N	3:D:1135:LEU:HD23	2.29	0.41
2:C:129:ILE:HD11	2:C:386:PHE:CD2	2.56	0.41
2:C:703:ILE:HG13	2:C:830:LYS:HG3	2.01	0.41
1:A:168:ALA:O	1:A:169:ILE:HD13	2.20	0.41
3:D:666:PHE:O	3:D:667:ALA:O	2.38	0.41
1:B:53:VAL:HA	1:B:143:VAL:HA	2.02	0.41
2:C:394:PHE:HB3	2:C:395:LYS:H	1.52	0.41
2:C:577:PRO:HA	2:C:671:ASN:ND2	2.36	0.41
2:C:613:VAL:O	2:C:614:ARG:C	2.58	0.41
3:D:1467:VAL:O	3:D:1468:ILE:C	2.59	0.41
3:D:663:GLU:O	3:D:665:ALA:N	2.53	0.41
2:C:750:LYS:HE2	2:C:753:ASP:OD1	2.21	0.41
2:C:200:LEU:HD13	2:C:300:ASP:HB3	2.03	0.41
2:C:284:GLY:O	2:C:285:LEU:HB2	2.19	0.41
4:E:91:ARG:C	4:E:92:LEU:HD12	2.41	0.41
3:D:1119:ILE:CD1	3:D:1119:ILE:N	2.81	0.41
3:D:1386:GLY:C	3:D:1388:SER:N	2.74	0.41
3:D:930:LEU:HD11	3:D:934:LEU:HD11	2.02	0.41

*Continued on next page...*

*Continued from previous page...*

Atom-1	Atom-2	Distance(Å)	Clash(Å)
1:B:72:LYS:HB3	1:B:130:THR:HB	2.02	0.41
1:A:181:GLU:OE2	2:C:934:PHE:CD2	2.73	0.41
1:B:94:TRP:HE1	1:B:119:VAL:HG21	1.84	0.41
2:C:840:ALA:CA	2:C:846:LYS:HA	2.50	0.41
3:D:732:VAL:O	3:D:733:CYS:C	2.59	0.41
3:D:734:GLU:O	3:D:735:ALA:C	2.57	0.41
2:C:755:LEU:HD11	2:C:825:VAL:HG11	2.03	0.41
3:D:1458:ASP:OD1	3:D:1458:ASP:O	2.39	0.41
1:B:149:TYR:HE1	1:B:169:ILE:CG2	2.17	0.41
3:D:590:PRO:CA	3:D:600:LEU:HD21	2.50	0.41
1:B:205:THR:OG1	1:B:208:GLU:HB2	2.21	0.41
2:C:278:GLU:HG3	2:C:284:GLY:N	2.35	0.41
3:D:1120:SER:HB3	3:D:1186:GLU:HB3	2.03	0.41
1:A:42:ARG:HH12	2:C:857:ASP:CG	2.24	0.41
1:B:94:TRP:NE1	1:B:96:THR:HG23	2.36	0.41
2:C:555:ALA:O	2:C:558:ALA:HB3	2.21	0.41
2:C:565:GLN:HB2	2:C:995:MET:CE	2.50	0.41
2:C:610:ARG:O	2:C:612:ALA:N	2.53	0.41
2:C:649:VAL:CB	2:C:653:ASP:HB3	2.50	0.41
2:C:684:PHE:O	2:C:686:ASP:N	2.54	0.41
2:C:701:THR:HA	2:C:832:LYS:HA	2.03	0.41
2:C:845:ASN:HD21	2:C:876:VAL:CG1	2.33	0.41
3:D:1068:VAL:C	3:D:1070:GLU:H	2.22	0.41
3:D:1222:VAL:O	3:D:1223:GLY:C	2.59	0.41
3:D:1479:SER:O	3:D:1481:PHE:N	2.54	0.41
3:D:630:VAL:HG12	3:D:631:ILE:O	2.20	0.41
3:D:633:VAL:N	3:D:740:PHE:CE2	2.89	0.41
3:D:772:PRO:HD2	3:D:777:PRO:HA	2.03	0.41
4:E:6:ILE:HG22	4:E:7:ASP:N	2.36	0.41
3:D:1102:VAL:HG22	3:D:1425:VAL:O	2.21	0.41
1:B:170:PHE:C	1:B:171:SER:OG	2.59	0.41
2:C:271:GLU:O	2:C:272:ALA:CB	2.68	0.41
2:C:285:LEU:HD11	2:C:302:VAL:HG22	2.01	0.41
3:D:1119:ILE:HG22	3:D:1120:SER:N	2.35	0.41
3:D:1146:TYR:HD2	3:D:1147:GLY:H	1.68	0.41
2:C:773:LEU:O	2:C:774:LEU:C	2.59	0.41
1:A:175:ARG:NH2	1:A:199:TRP:CH2	2.89	0.41
1:B:108:VAL:HB	1:B:129:ALA:O	2.21	0.41
2:C:399:ASN:ND2	2:C:399:ASN:O	2.53	0.41
2:C:613:VAL:HG21	2:C:619:ARG:CD	2.50	0.41
2:C:635:THR:HG23	2:C:635:THR:O	2.20	0.41
2:C:676:ILE:HG22	2:C:677:MET:N	2.36	0.41

*Continued on next page...*



*Continued from previous page...*

Atom-1	Atom-2	Distance(Å)	Clash(Å)
2:C:915:LYS:CD	2:C:968:ASP:HB3	2.38	0.41
3:D:1212:MET:O	3:D:1213:ALA:HB3	2.20	0.41
1:B:80:LEU:HD13	3:D:839:LEU:HA	2.03	0.41
1:A:11:PHE:HZ	1:A:210:LEU:HD21	1.86	0.41
1:A:19:HIS:H	1:A:206:PRO:CD	2.33	0.41
1:B:40:LEU:N	1:B:40:LEU:CD2	2.84	0.41
2:C:11:GLU:HB3	2:C:534:VAL:HG12	2.03	0.41
2:C:547:ILE:O	2:C:547:ILE:HG22	2.20	0.41
2:C:924:LEU:O	2:C:925:TYR:C	2.59	0.41
2:C:994:ILE:N	2:C:994:ILE:HD13	2.36	0.41
3:D:633:VAL:HA	3:D:740:PHE:CZ	2.56	0.41
3:D:865:THR:O	3:D:866:THR:C	2.58	0.41
3:D:976:GLU:OE1	3:D:989:ARG:NH2	2.54	0.41
2:C:15:LEU:CD1	2:C:461:VAL:HG11	2.50	0.41
2:C:332:ARG:NH1	2:C:465:GLY:O	2.51	0.41
2:C:95:TYR:HB3	2:C:113:VAL:O	2.21	0.41
2:C:744:ARG:O	2:C:747:ALA:CB	2.69	0.41
3:D:1282:VAL:HG22	3:D:1315:LYS:CB	2.51	0.41
3:D:127:LEU:HA	3:D:456:MET:CB	2.38	0.41
4:E:92:LEU:HD12	4:E:92:LEU:N	2.36	0.41
3:D:1438:ALA:O	3:D:1441:PHE:HB2	2.21	0.41
2:C:1114:GLY:O	2:C:1115:LEU:HB2	2.20	0.41
3:D:1494:LYS:O	3:D:1496:ILE:N	2.53	0.41
3:D:8:VAL:O	3:D:1435:TRP:CZ3	2.74	0.41
2:C:576:ALA:HB3	2:C:900:ARG:HH11	1.86	0.41
1:A:41:ARG:HD3	1:A:176:VAL:O	2.21	0.41
1:A:80:LEU:HA	1:A:83:LYS:HE3	2.03	0.41
2:C:642:ARG:HB3	2:C:656:ALA:H	1.86	0.41
2:C:870:ILE:HD13	2:C:870:ILE:HA	1.80	0.41
2:C:905:VAL:O	2:C:906:PHE:HB2	2.21	0.41
2:C:915:LYS:NZ	3:D:952:ILE:HD11	2.36	0.41
3:D:1066:LEU:O	3:D:1066:LEU:HD12	2.21	0.41
3:D:1367:LYS:O	3:D:1369:ILE:N	2.54	0.41
3:D:1334:HIS:CE1	3:D:1422:LEU:HB3	2.55	0.41
3:D:642:CYS:HB2	3:D:716:PHE:HB2	2.03	0.41
3:D:876:ASN:O	3:D:877:PRO:C	2.59	0.41
3:D:924:MET:N	4:E:7:ASP:OD2	2.54	0.41
3:D:482:LYS:HD3	3:D:492:ALA:CB	2.51	0.41
2:C:892:LEU:HA	2:C:895:TYR:CB	2.50	0.41
2:C:363:SER:HB3	2:C:366:THR:CB	2.49	0.41
2:C:378:LEU:N	2:C:378:LEU:HD12	2.36	0.41
2:C:73:ILE:HD12	2:C:94:LEU:HD13	2.03	0.41

*Continued on next page...*

*Continued from previous page...*

Atom-1	Atom-2	Distance(Å)	Clash(Å)
1:A:89:PHE:CB	1:A:145:ARG:NH2	2.84	0.41
4:E:34:ARG:O	4:E:35:PHE:CB	2.69	0.41
1:A:21:GLY:O	1:A:23:PHE:CE2	2.75	0.40
1:B:78:ILE:CD1	1:B:129:ALA:HB2	2.51	0.40
1:B:29:GLU:OE1	1:B:188:ARG:NH2	2.54	0.40
2:C:603:VAL:HG22	2:C:646:GLY:O	2.21	0.40
2:C:648:ARG:CG	2:C:648:ARG:NH1	2.82	0.40
2:C:578:VAL:HG23	2:C:671:ASN:ND2	2.36	0.40
2:C:874:LEU:O	2:C:875:GLY:C	2.59	0.40
2:C:880:MET:C	2:C:881:ASN:ND2	2.75	0.40
3:D:961:LYS:NZ	3:D:1042:MET:HB3	2.36	0.40
3:D:653:PHE:O	3:D:656:PHE:HB2	2.21	0.40
3:D:721:VAL:CG1	3:D:722:GLU:N	2.61	0.40
3:D:928:ALA:O	3:D:931:LEU:HB2	2.21	0.40
2:C:969:LEU:HD12	3:D:950:ILE:HG21	2.03	0.40
2:C:467:ILE:CG2	2:C:484:VAL:HG21	2.47	0.40
2:C:181:VAL:CG1	2:C:182:VAL:H	2.30	0.40
3:D:521:PRO:O	3:D:523:ASP:N	2.53	0.40
3:D:603:LEU:HA	3:D:606:ILE:CD1	2.50	0.40
2:C:1052:MET:HG3	3:D:623:VAL:HG22	2.02	0.40
3:D:1097:ARG:NH1	3:D:1097:ARG:CG	2.81	0.40
3:D:797:LYS:C	3:D:798:GLU:HG2	2.41	0.40
1:A:12:THR:O	1:A:13:ALA:HB2	2.21	0.40
2:C:1036:GLU:CD	2:C:1036:GLU:N	2.75	0.40
1:B:157:ILE:O	1:B:158:LYS:C	2.59	0.40
2:C:252:LYS:NZ	2:C:293:PHE:H	2.18	0.40
1:B:56:VAL:HG21	1:B:82:LEU:CD2	2.51	0.40
2:C:876:VAL:HA	2:C:880:MET:CE	2.50	0.40
3:D:1012:PHE:O	3:D:1014:GLU:N	2.54	0.40
3:D:1062:PHE:HA	3:D:1062:PHE:HD1	1.76	0.40
3:D:1337:LEU:HD22	3:D:1422:LEU:HD12	2.03	0.40
3:D:879:ARG:HD2	3:D:904:VAL:N	2.36	0.40
2:C:266:ARG:NE	2:C:268:ASP:HA	2.36	0.40
3:D:14:SER:C	3:D:17:LYS:H	2.23	0.40
1:A:142:ARG:HD2	1:A:158:LYS:HE3	2.01	0.40
3:D:1458:ASP:C	3:D:1460:LEU:N	2.73	0.40
2:C:750:LYS:HG2	2:C:753:ASP:OD2	2.21	0.40
2:C:842:ARG:NH2	2:C:887:GLU:CD	2.72	0.40
3:D:543:LEU:HB3	3:D:581:VAL:CG2	2.51	0.40
3:D:583:ASP:C	3:D:585:GLY:H	2.23	0.40
1:B:71:VAL:O	1:B:71:VAL:HG12	2.20	0.40
2:C:200:LEU:HD22	2:C:290:LEU:HD11	2.03	0.40

*Continued on next page...*

*Continued from previous page...*

Atom-1	Atom-2	Distance(Å)	Clash(Å)
2:C:1099:VAL:HA	3:D:10:ILE:HA	2.02	0.40
2:C:1106:ASP:OD2	3:D:1457:LYS:NZ	2.55	0.40
2:C:707:ARG:HB3	2:C:826:PHE:HD1	1.87	0.40
3:D:1175:LEU:HD23	3:D:1175:LEU:HA	1.92	0.40
1:A:180:VAL:O	1:A:180:VAL:HG12	2.22	0.40
1:A:21:GLY:O	1:A:23:PHE:CD2	2.75	0.40
1:B:20:TYR:HE2	1:B:197:ARG:HB3	1.86	0.40
2:C:552:HIS:NE2	2:C:886:LEU:CD1	2.82	0.40
2:C:605:LYS:CG	2:C:607:ASP:H	2.20	0.40
2:C:837:ASP:HB3	2:C:1000:MET:HA	2.03	0.40
2:C:875:GLY:O	2:C:877:PRO:N	2.54	0.40
2:C:987:ILE:C	3:D:948:ILE:HG21	2.41	0.40
2:C:839:LEU:HD12	2:C:994:ILE:HG21	2.01	0.40
3:D:1006:GLN:O	3:D:1010:ASN:HB3	2.22	0.40
3:D:1197:THR:O	3:D:1199:TYR:N	2.54	0.40
3:D:645:PRO:HD2	3:D:648:MET:HG2	2.03	0.40
3:D:767:HIS:HE1	4:E:2:ALA:HB1	1.84	0.40
3:D:973:ARG:C	3:D:975:ILE:N	2.75	0.40
1:A:63:HIS:CD2	1:A:164:ILE:HG22	2.56	0.40
1:A:90:LEU:HD21	1:A:120:GLU:OE2	2.22	0.40
2:C:142:ARG:CZ	2:C:147:TYR:HE1	2.35	0.40
2:C:209:ARG:O	2:C:210:GLU:HB2	2.21	0.40
2:C:756:VAL:H	2:C:790:LEU:HB3	1.87	0.40
2:C:813:VAL:HG12	2:C:815:LEU:CD1	2.51	0.40
2:C:811:PRO:O	2:C:813:VAL:N	2.54	0.40
3:D:1282:VAL:HG13	3:D:1314:VAL:O	2.21	0.40
2:C:30:LEU:O	2:C:32:ALA:N	2.54	0.40
3:D:1102:VAL:HG11	3:D:1425:VAL:HG22	2.03	0.40
2:C:536:PRO:O	2:C:538:GLN:HG2	2.22	0.40
3:D:1403:ALA:HB1	3:D:1416:VAL:HG21	2.03	0.40
3:D:1403:ALA:CB	3:D:1416:VAL:HG11	2.52	0.40
3:D:586:ARG:C	3:D:588:GLY:H	2.24	0.40
4:E:5:GLY:O	4:E:9:LEU:HG	2.21	0.40
1:A:148:GLY:O	1:A:170:PHE:HB2	2.22	0.40
2:C:609:THR:CG2	2:C:609:THR:O	2.70	0.40
2:C:187:ASN:OD1	2:C:188:LYS:N	2.46	0.40
2:C:998:TYR:O	2:C:998:TYR:CG	2.74	0.40
1:A:179:GLN:HG3	2:C:934:PHE:CG	2.55	0.40
1:A:216:ILE:HG22	1:A:220:HIS:HD2	1.86	0.40
1:A:64:GLU:HG3	1:A:65:PHE:H	1.86	0.40
1:A:77:GLU:O	1:A:80:LEU:N	2.55	0.40
1:B:178:PHE:CG	1:B:178:PHE:O	2.74	0.40

*Continued on next page...*

*Continued from previous page...*

Atom-1	Atom-2	Distance(Å)	Clash(Å)
1:B:194:LEU:O	1:B:195:THR:OG1	2.34	0.40
1:B:40:LEU:H	1:B:40:LEU:CD2	2.34	0.40
1:B:40:LEU:HD12	1:B:214:VAL:HG22	2.04	0.40
2:C:580:MET:HB3	2:C:584:GLU:OE1	2.22	0.40
2:C:686:ASP:N	2:C:686:ASP:OD1	2.54	0.40
2:C:691:SER:HB2	2:C:858:MET:HE2	2.03	0.40
2:C:976:ASP:C	2:C:978:ARG:N	2.74	0.40
2:C:684:PHE:HB3	3:D:633:VAL:HG21	2.03	0.40
3:D:841:PHE:C	3:D:843:PHE:H	2.25	0.40
3:D:879:ARG:HH11	3:D:904:VAL:CA	2.17	0.40
3:D:477:LEU:O	3:D:478:LEU:C	2.59	0.40
2:C:629:ALA:O	2:C:705:ILE:HG12	2.21	0.40
2:C:171:TRP:CE3	2:C:171:TRP:HA	2.57	0.40
2:C:760:SER:N	2:C:785:VAL:HG22	2.37	0.40
3:D:1458:ASP:OD1	3:D:1460:LEU:HA	2.22	0.40
2:C:32:ALA:C	2:C:34:VAL:N	2.73	0.40
2:C:729:LEU:O	2:C:734:LEU:HG	2.20	0.40
2:C:1107:ASN:OD1	2:C:1107:ASN:O	2.39	0.40
3:D:806:PHE:H	3:D:827:ILE:CA	2.31	0.40
2:C:79:SER:O	2:C:80:GLN:C	2.58	0.40
3:D:990:TYR:CE1	3:D:994:ILE:HD11	2.56	0.40
1:B:30:ARG:CZ	2:C:854:PRO:HB3	2.52	0.40
4:E:97:GLU:C	4:E:98:GLU:HG3	2.42	0.40
3:D:1446:HIS:CD2	3:D:1446:HIS:C	2.94	0.40
2:C:124:ASP:OD1	2:C:124:ASP:C	2.60	0.40
3:D:964:TYR:HE2	3:D:1003:LYS:HB3	1.86	0.40
1:A:64:GLU:CG	1:A:65:PHE:N	2.84	0.40
2:C:565:GLN:CG	2:C:565:GLN:O	2.69	0.40
2:C:612:ALA:O	2:C:613:VAL:O	2.40	0.40
2:C:508:ILE:HA	2:C:517:ARG:O	2.21	0.40
3:D:23:TYR:O	3:D:24:GLY:C	2.59	0.40
1:A:109:ARG:HA	1:A:128:ILE:H	1.87	0.40
3:D:1283:ARG:CG	3:D:1283:ARG:NH1	2.82	0.40
3:D:1156:ALA:HB1	3:D:1183:GLU:CB	2.46	0.40
3:D:573:MET:O	3:D:574:LEU:C	2.58	0.40
2:C:1108:PRO:HB3	3:D:3:LYS:NZ	2.37	0.40
3:D:806:PHE:N	3:D:827:ILE:HA	2.30	0.40
3:D:669:ASN:CG	3:D:671:LYS:HG2	2.41	0.40
2:C:196:LEU:CD1	2:C:200:LEU:HD21	2.50	0.40
1:A:31:GLY:H	1:A:192:ASP:CG	2.23	0.40
3:D:1135:LEU:O	3:D:1135:LEU:HG	2.21	0.40
2:C:127:PHE:CE2	2:C:386:PHE:CE2	3.10	0.40

*Continued on next page...*

*Continued from previous page...*

Atom-1	Atom-2	Distance(Å)	Clash(Å)
3:D:934:LEU:HA	3:D:934:LEU:HD23	1.86	0.40
3:D:1443:ASN:OD1	3:D:1443:ASN:N	2.54	0.40

There are no symmetry-related clashes.

## 5.3 Torsion angles

### 5.3.1 Protein backbone ⓘ

In the following table, the Percentiles column shows the percent Ramachandran outliers of the chain as a percentile score with respect to all X-ray entries followed by that with respect to entries of similar resolution. The Analysed column shows the number of residues for which the backbone conformation was analysed, and the total number of residues.

Mol	Chain	Analysed	Favoured	Allowed	Outliers	Percentiles	
1	A	221/313 (71%)	98 (44%)	68 (31%)	55 (25%)	0	0
1	B	227/313 (72%)	109 (48%)	61 (27%)	57 (25%)	0	0
2	C	1111/1119 (99%)	559 (50%)	300 (27%)	252 (23%)	0	0
3	D	1127/1265 (89%)	543 (48%)	319 (28%)	265 (24%)	0	0
4	E	96/99 (97%)	49 (51%)	22 (23%)	25 (26%)	0	0
All	All	2782/3109 (90%)	1358 (49%)	770 (28%)	654 (24%)	0	0

All (654) Ramachandran outliers are listed below:

Mol	Chain	Res	Type
1	A	26	GLU
1	A	59	GLU
1	A	64	GLU
1	A	73	GLU
1	A	75	VAL
1	A	108	VAL
1	A	110	ALA
1	A	114	THR
1	A	143	VAL
1	A	157	ILE
1	A	160	ARG
1	A	161	ILE
1	A	195	THR
1	A	200	THR

*Continued on next page...*

*Continued from previous page...*

Mol	Chain	Res	Type
1	A	223	TYR
1	B	15	THR
1	B	26	GLU
1	B	47	SER
1	B	59	GLU
1	B	61	VAL
1	B	63	HIS
1	B	66	SER
1	B	91	ASP
1	B	92	PRO
1	B	94	TRP
1	B	95	ARG
1	B	118	ASP
1	B	157	ILE
1	B	160	ARG
1	B	187	GLN
1	B	189	THR
1	B	194	LEU
1	B	195	THR
2	C	10	ARG
2	C	18	LEU
2	C	31	GLN
2	C	32	ALA
2	C	42	VAL
2	C	81	ASP
2	C	105	THR
2	C	149	THR
2	C	153	ALA
2	C	155	PRO
2	C	164	PRO
2	C	181	VAL
2	C	182	VAL
2	C	202	TYR
2	C	210	GLU
2	C	216	ASP
2	C	258	PHE
2	C	261	LEU
2	C	271	GLU
2	C	283	VAL
2	C	322	VAL
2	C	326	ASP
2	C	360	VAL

*Continued on next page...*

*Continued from previous page...*

Mol	Chain	Res	Type
2	C	361	MET
2	C	375	SER
2	C	388	ARG
2	C	394	PHE
2	C	395	LYS
2	C	402	SER
2	C	425	PHE
2	C	426	ASP
2	C	431	HIS
2	C	438	ILE
2	C	440	PRO
2	C	444	PRO
2	C	449	ILE
2	C	457	ALA
2	C	458	TYR
2	C	461	VAL
2	C	462	ASP
2	C	467	ILE
2	C	468	ARG
2	C	480	THR
2	C	488	ALA
2	C	495	THR
2	C	502	PRO
2	C	513	VAL
2	C	516	ARG
2	C	517	ARG
2	C	520	GLU
2	C	524	VAL
2	C	526	PRO
2	C	529	VAL
2	C	537	LYS
2	C	564	MET
2	C	568	ALA
2	C	569	VAL
2	C	573	ARG
2	C	575	GLN
2	C	600	ASP
2	C	605	LYS
2	C	613	VAL
2	C	643	VAL
2	C	648	ARG
2	C	657	ASP

*Continued on next page...*



*Continued from previous page...*

Mol	Chain	Res	Type
2	C	659	PRO
2	C	663	GLU
2	C	677	MET
2	C	680	ASP
2	C	715	THR
2	C	731	GLU
2	C	732	ALA
2	C	734	LEU
2	C	762	LYS
2	C	764	GLU
2	C	777	ILE
2	C	796	GLU
2	C	800	VAL
2	C	811	PRO
2	C	814	GLU
2	C	837	ASP
2	C	840	ALA
2	C	876	VAL
2	C	881	ASN
2	C	907	ASP
2	C	921	ALA
2	C	936	VAL
2	C	963	LEU
2	C	969	LEU
2	C	972	VAL
2	C	977	GLY
2	C	998	TYR
2	C	1012	PRO
2	C	1025	ALA
2	C	1043	TYR
2	C	1055	ILE
2	C	1059	ASP
2	C	1109	VAL
2	C	1110	ASP
2	C	1112	PHE
3	D	72	VAL
3	D	76	CYS
3	D	78	VAL
3	D	81	THR
3	D	84	ILE
3	D	88	TYR
3	D	93	ILE

*Continued on next page...*

*Continued from previous page...*

Mol	Chain	Res	Type
3	D	96	ALA
3	D	98	PRO
3	D	99	ALA
3	D	104	PHE
3	D	112	ILE
3	D	113	GLY
3	D	124	GLU
3	D	126	VAL
3	D	132	TYR
3	D	133	ILE
3	D	137	PRO
3	D	453	ASP
3	D	468	LEU
3	D	483	HIS
3	D	486	ARG
3	D	491	LYS
3	D	509	PRO
3	D	511	TRP
3	D	512	MET
3	D	515	GLU
3	D	539	ASP
3	D	582	ILE
3	D	583	ASP
3	D	587	ARG
3	D	602	SER
3	D	617	ASN
3	D	625	TYR
3	D	658	LEU
3	D	705	ALA
3	D	709	HIS
3	D	725	SER
3	D	748	HIS
3	D	753	SER
3	D	773	ALA
3	D	774	SER
3	D	783	ARG
3	D	795	VAL
3	D	798	GLU
3	D	800	LYS
3	D	802	ALA
3	D	817	GLU
3	D	828	VAL

*Continued on next page...*

*Continued from previous page...*

Mol	Chain	Res	Type
3	D	830	ALA
3	D	840	LYS
3	D	859	ASP
3	D	869	LEU
3	D	875	THR
3	D	892	ASP
3	D	902	MET
3	D	953	ASP
3	D	1016	TYR
3	D	1029	ALA
3	D	1032	ASN
3	D	1053	THR
3	D	1080	LYS
3	D	1110	GLU
3	D	1112	ASP
3	D	1115	THR
3	D	1129	VAL
3	D	1138	ARG
3	D	1197	THR
3	D	1204	LYS
3	D	1207	GLY
3	D	1208	TYR
3	D	1268	ARG
3	D	1280	GLY
3	D	1282	VAL
3	D	1313	LEU
3	D	1314	VAL
3	D	1316	ASP
3	D	1318	ASP
3	D	1321	GLU
3	D	1323	GLY
3	D	1324	GLN
3	D	1330	ALA
3	D	1331	ILE
3	D	1340	LYS
3	D	1345	VAL
3	D	1355	LYS
3	D	1365	HIS
3	D	1443	ASN
3	D	1453	ILE
3	D	1456	LYS
3	D	1489	ASP

*Continued on next page...*

*Continued from previous page...*

Mol	Chain	Res	Type
4	E	2	ALA
4	E	12	MET
4	E	30	LEU
4	E	38	THR
4	E	42	PRO
4	E	51	LEU
4	E	55	TYR
4	E	56	ASP
4	E	72	ARG
4	E	94	PRO
4	E	95	THR
1	A	11	PHE
1	A	13	ALA
1	A	14	THR
1	A	19	HIS
1	A	20	TYR
1	A	25	LEU
1	A	30	ARG
1	A	47	SER
1	A	78	ILE
1	A	85	LEU
1	A	94	TRP
1	A	104	GLY
1	A	112	ASP
1	A	124	PRO
1	A	127	HIS
1	A	135	GLY
1	A	142	ARG
1	A	152	ALA
1	A	153	GLU
1	A	194	LEU
1	B	5	LYS
1	B	18	ASP
1	B	35	THR
1	B	53	VAL
1	B	62	LEU
1	B	90	LEU
1	B	112	ASP
1	B	117	ALA
1	B	125	ASP
1	B	136	LYS
1	B	137	LEU

*Continued on next page...*

*Continued from previous page...*

Mol	Chain	Res	Type
1	B	158	LYS
2	C	23	VAL
2	C	33	ASP
2	C	36	PRO
2	C	56	GLU
2	C	66	LEU
2	C	112	GLU
2	C	166	PRO
2	C	168	ARG
2	C	223	ASP
2	C	232	GLU
2	C	266	ARG
2	C	273	GLY
2	C	295	ASP
2	C	309	TYR
2	C	315	ALA
2	C	319	GLY
2	C	336	VAL
2	C	345	ARG
2	C	362	GLY
2	C	386	PHE
2	C	403	SER
2	C	424	GLY
2	C	435	TYR
2	C	439	CYS
2	C	463	ALA
2	C	498	GLN
2	C	505	GLY
2	C	527	GLU
2	C	555	ALA
2	C	582	GLY
2	C	603	VAL
2	C	629	ALA
2	C	700	TYR
2	C	713	ARG
2	C	716	LYS
2	C	729	LEU
2	C	770	GLU
2	C	788	THR
2	C	791	ARG
2	C	812	GLY
2	C	813	VAL

*Continued on next page...*

*Continued from previous page...*

Mol	Chain	Res	Type
2	C	822	VAL
2	C	857	ASP
2	C	875	GLY
2	C	920	GLU
2	C	970	GLY
2	C	988	VAL
2	C	993	PHE
2	C	1033	GLY
2	C	1057	SER
2	C	1080	SER
2	C	1096	ALA
3	D	22	SER
3	D	26	VAL
3	D	29	PRO
3	D	82	ARG
3	D	85	VAL
3	D	95	LEU
3	D	125	GLN
3	D	129	PHE
3	D	136	ASP
3	D	141	VAL
3	D	142	LEU
3	D	143	ASP
3	D	454	ALA
3	D	466	LYS
3	D	470	LEU
3	D	503	LEU
3	D	505	SER
3	D	507	ASN
3	D	520	LEU
3	D	549	ASN
3	D	584	ASN
3	D	588	GLY
3	D	590	PRO
3	D	613	ARG
3	D	629	SER
3	D	636	GLN
3	D	638	LYS
3	D	680	GLN
3	D	682	ASP
3	D	686	GLU
3	D	711	LEU

*Continued on next page...*

*Continued from previous page...*

Mol	Chain	Res	Type
3	D	730	PRO
3	D	761	ILE
3	D	784	ASP
3	D	803	GLY
3	D	809	PRO
3	D	816	TYR
3	D	823	LEU
3	D	825	ALA
3	D	827	ILE
3	D	838	ARG
3	D	856	GLY
3	D	861	GLN
3	D	893	GLU
3	D	924	MET
3	D	946	GLY
3	D	996	LEU
3	D	1007	ALA
3	D	1066	LEU
3	D	1067	THR
3	D	1095	LEU
3	D	1103	ALA
3	D	1113	CYS
3	D	1198	ARG
3	D	1201	VAL
3	D	1202	CYS
3	D	1221	ALA
3	D	1256	GLY
3	D	1283	ARG
3	D	1307	PRO
3	D	1311	ARG
3	D	1322	ALA
3	D	1341	GLY
3	D	1427	LYS
3	D	1459	GLU
3	D	1462	GLY
4	E	35	PHE
4	E	64	ALA
1	A	18	ASP
1	A	74	ASP
1	A	93	ARG
1	A	117	ALA
1	A	122	MET

*Continued on next page...*



*Continued from previous page...*

Mol	Chain	Res	Type
1	A	151	PRO
1	A	178	PHE
1	A	181	GLU
1	B	20	TYR
1	B	60	ASP
1	B	126	LEU
1	B	127	HIS
1	B	135	GLY
1	B	188	ARG
1	B	203	SER
1	B	210	LEU
2	C	9	ILE
2	C	38	LYS
2	C	77	PRO
2	C	187	ASN
2	C	204	GLN
2	C	250	LYS
2	C	285	LEU
2	C	302	VAL
2	C	325	ILE
2	C	380	ALA
2	C	385	PHE
2	C	398	THR
2	C	420	ARG
2	C	428	ARG
2	C	432	ARG
2	C	490	GLU
2	C	499	ALA
2	C	528	GLU
2	C	574	ALA
2	C	581	THR
2	C	589	ARG
2	C	606	VAL
2	C	645	VAL
2	C	685	GLU
2	C	699	PHE
2	C	756	VAL
2	C	768	SER
2	C	769	PRO
2	C	793	PRO
2	C	877	PRO
2	C	964	LYS

*Continued on next page...*

*Continued from previous page...*

Mol	Chain	Res	Type
2	C	992	MET
2	C	1009	SER
2	C	1020	PRO
2	C	1026	GLN
3	D	11	ALA
3	D	94	GLU
3	D	105	VAL
3	D	153	LEU
3	D	485	SER
3	D	502	PHE
3	D	553	ARG
3	D	599	PRO
3	D	667	ALA
3	D	714	GLN
3	D	722	GLU
3	D	768	ASN
3	D	806	PHE
3	D	808	THR
3	D	824	ASN
3	D	862	ASP
3	D	879	ARG
3	D	897	GLN
3	D	969	ASP
3	D	970	ARG
3	D	1009	PHE
3	D	1131	ARG
3	D	1157	LEU
3	D	1288	GLU
3	D	1315	LYS
3	D	1344	ALA
3	D	1368	HIS
3	D	1475	ALA
3	D	1483	ARG
3	D	1485	THR
3	D	1495	ALA
1	A	9	PRO
1	A	15	THR
1	A	16	GLN
1	B	75	VAL
1	B	115	PRO
1	B	155	HIS
1	B	206	PRO

*Continued on next page...*

*Continued from previous page...*

Mol	Chain	Res	Type
1	B	229	ALA
2	C	14	PRO
2	C	39	ARG
2	C	231	PRO
2	C	264	PRO
2	C	290	LEU
2	C	308	ARG
2	C	367	LEU
2	C	422	ARG
2	C	469	THR
2	C	506	ASP
2	C	532	MET
2	C	545	ASN
2	C	567	GLN
2	C	596	TYR
2	C	602	GLU
2	C	607	ASP
2	C	743	VAL
2	C	973	VAL
2	C	974	LEU
2	C	978	ARG
2	C	1027	PHE
3	D	75	ARG
3	D	100	ALA
3	D	144	GLY
3	D	538	SER
3	D	657	LEU
3	D	696	HIS
3	D	811	GLU
3	D	890	VAL
3	D	904	VAL
3	D	907	GLU
3	D	954	ASP
3	D	960	GLU
3	D	978	ALA
3	D	1019	ASN
3	D	1104	HIS
3	D	1152	ARG
3	D	1254	THR
3	D	1271	ALA
3	D	1354	GLN
3	D	1441	PHE

*Continued on next page...*

*Continued from previous page...*

Mol	Chain	Res	Type
3	D	1454	ALA
3	D	1477	THR
4	E	4	PRO
4	E	31	LEU
4	E	39	VAL
4	E	60	ALA
4	E	93	TYR
1	A	171	SER
1	A	175	ARG
1	A	188	ARG
1	A	206	PRO
1	B	36	LEU
1	B	119	VAL
1	B	148	GLY
1	B	151	PRO
1	B	162	ASN
1	B	163	ALA
1	B	172	PRO
1	B	230	SER
2	C	116	GLY
2	C	157	ARG
2	C	203	ASP
2	C	205	GLU
2	C	297	GLU
2	C	443	THR
2	C	460	ARG
2	C	483	VAL
2	C	536	PRO
2	C	556	ASN
2	C	619	ARG
2	C	717	LEU
2	C	858	MET
2	C	859	PRO
2	C	938	LYS
2	C	1035	MET
2	C	1113	GLU
3	D	80	VAL
3	D	127	LEU
3	D	154	THR
3	D	490	ALA
3	D	508	ARG
3	D	639	LEU

*Continued on next page...*

*Continued from previous page...*

Mol	Chain	Res	Type
3	D	640	HIS
3	D	644	LEU
3	D	668	PRO
3	D	731	LEU
3	D	776	GLU
3	D	799	LYS
3	D	857	LEU
3	D	894	LYS
3	D	984	LEU
3	D	1044	GLY
3	D	1045	LEU
3	D	1085	THR
3	D	1267	ARG
3	D	1329	GLY
3	D	1367	LYS
3	D	1389	PRO
3	D	1415	PRO
4	E	41	GLU
4	E	50	THR
4	E	70	THR
1	A	32	PHE
1	B	71	VAL
1	B	111	VAL
1	B	133	GLU
1	B	192	ASP
2	C	113	VAL
2	C	114	PHE
2	C	156	GLY
2	C	234	ALA
2	C	243	ARG
2	C	304	LEU
2	C	390	GLN
2	C	416	GLY
2	C	535	SER
2	C	1099	VAL
2	C	1107	ASN
3	D	134	VAL
3	D	145	VAL
3	D	544	TYR
3	D	654	LYS
3	D	673	ALA
3	D	864	VAL

*Continued on next page...*

*Continued from previous page...*

Mol	Chain	Res	Type
3	D	1051	GLY
3	D	1156	ALA
3	D	1253	ILE
3	D	1258	PRO
3	D	1276	SER
3	D	1333	PRO
3	D	1420	PRO
3	D	1425	VAL
3	D	1465	GLU
4	E	28	GLN
4	E	96	GLU
1	A	37	GLY
1	A	204	VAL
1	B	134	GLY
1	B	169	ILE
2	C	12	VAL
2	C	75	ASP
2	C	474	VAL
2	C	894	GLY
2	C	1079	PRO
3	D	109	PRO
3	D	484	PRO
3	D	1108	VAL
3	D	1216	VAL
3	D	1260	VAL
3	D	1320	VAL
3	D	1353	ILE
2	C	501	THR
2	C	855	VAL
3	D	147	VAL
3	D	1409	ILE
3	D	1447	VAL
4	E	71	GLY
1	A	198	ILE
2	C	263	ASP
2	C	376	ARG
2	C	604	VAL
2	C	987	ILE
1	A	33	GLY
2	C	1022	GLY
3	D	772	PRO
3	D	821	VAL

*Continued on next page...*

*Continued from previous page...*

Mol	Chain	Res	Type
3	D	845	ASN
4	E	80	VAL
2	C	867	VAL
2	C	1077	PRO
3	D	10	ILE
3	D	948	ILE
3	D	994	ILE
3	D	1023	VAL
2	C	17	PRO
2	C	244	PRO

### 5.3.2 Protein sidechains ⓘ

In the following table, the Percentiles column shows the percent sidechain outliers of the chain as a percentile score with respect to all X-ray entries followed by that with respect to entries of similar resolution. The Analysed column shows the number of residues for which the sidechain conformation was analysed, and the total number of residues.

Mol	Chain	Analysed	Rotameric	Outliers	Percentiles	
1	A	190/271 (70%)	163 (86%)	27 (14%)	5	24
1	B	191/271 (70%)	171 (90%)	20 (10%)	10	40
2	C	869/936 (93%)	747 (86%)	122 (14%)	5	25
3	D	782/1036 (76%)	693 (89%)	89 (11%)	8	36
4	E	67/88 (76%)	64 (96%)	3 (4%)	38	81
All	All	2099/2602 (81%)	1838 (88%)	261 (12%)	7	31

All (261) residues with a non-rotameric sidechain are listed below:

Mol	Chain	Res	Type
1	A	16	GLN
1	A	19	HIS
1	A	20	TYR
1	A	25	LEU
1	A	30	ARG
1	A	41	ARG
1	A	47	SER
1	A	57	TYR
1	A	62	LEU
1	A	63	HIS
1	A	95	ARG

*Continued on next page...*



*Continued from previous page...*

Mol	Chain	Res	Type
1	A	100	LEU
1	A	109	ARG
1	A	112	ASP
1	A	113	PHE
1	A	122	MET
1	A	125	ASP
1	A	142	ARG
1	A	143	VAL
1	A	192	ASP
1	A	194	LEU
1	A	196	LEU
1	A	199	TRP
1	A	201	ASP
1	A	204	VAL
1	A	206	PRO
1	A	221	LEU
1	B	18	ASP
1	B	19	HIS
1	B	36	LEU
1	B	44	LEU
1	B	56	VAL
1	B	57	TYR
1	B	62	LEU
1	B	86	VAL
1	B	89	PHE
1	B	122	MET
1	B	125	ASP
1	B	127	HIS
1	B	131	LEU
1	B	133	GLU
1	B	170	PHE
1	B	171	SER
1	B	187	GLN
1	B	194	LEU
1	B	196	LEU
1	B	220	HIS
2	C	13	ILE
2	C	36	PRO
2	C	54	ILE
2	C	56	GLU
2	C	67	ASP
2	C	70	GLU

*Continued on next page...*

*Continued from previous page...*

Mol	Chain	Res	Type
2	C	75	ASP
2	C	95	TYR
2	C	115	LEU
2	C	118	LEU
2	C	139	GLN
2	C	142	ARG
2	C	147	TYR
2	C	155	PRO
2	C	171	TRP
2	C	172	ILE
2	C	177	GLU
2	C	198	ARG
2	C	206	THR
2	C	212	SER
2	C	214	TYR
2	C	216	ASP
2	C	232	GLU
2	C	256	TYR
2	C	258	PHE
2	C	261	LEU
2	C	264	PRO
2	C	267	TYR
2	C	285	LEU
2	C	298	PHE
2	C	299	LYS
2	C	303	PHE
2	C	304	LEU
2	C	306	THR
2	C	313	LEU
2	C	324	ASP
2	C	335	THR
2	C	344	PHE
2	C	350	ARG
2	C	356	ARG
2	C	367	LEU
2	C	372	LEU
2	C	391	LEU
2	C	393	GLN
2	C	394	PHE
2	C	399	ASN
2	C	421	GLU
2	C	429	ASP

*Continued on next page...*

*Continued from previous page...*

Mol	Chain	Res	Type
2	C	434	HIS
2	C	435	TYR
2	C	441	VAL
2	C	443	THR
2	C	448	ASN
2	C	466	PHE
2	C	468	ARG
2	C	502	PRO
2	C	508	ILE
2	C	526	PRO
2	C	534	VAL
2	C	535	SER
2	C	544	THR
2	C	559	LEU
2	C	571	LEU
2	C	579	VAL
2	C	580	MET
2	C	584	GLU
2	C	627	ARG
2	C	630	ARG
2	C	633	GLN
2	C	635	THR
2	C	637	PHE
2	C	672	VAL
2	C	674	VAL
2	C	676	ILE
2	C	680	ASP
2	C	686	ASP
2	C	690	ILE
2	C	693	GLU
2	C	698	ASP
2	C	699	PHE
2	C	710	ILE
2	C	723	THR
2	C	739	GLU
2	C	750	LYS
2	C	755	LEU
2	C	758	ARG
2	C	764	GLU
2	C	770	GLU
2	C	772	ARG
2	C	810	ASP

*Continued on next page...*

*Continued from previous page...*

Mol	Chain	Res	Type
2	C	834	GLN
2	C	837	ASP
2	C	841	ASN
2	C	846	LYS
2	C	852	ILE
2	C	853	LEU
2	C	861	LEU
2	C	867	VAL
2	C	869	VAL
2	C	873	PRO
2	C	880	MET
2	C	881	ASN
2	C	882	LEU
2	C	892	LEU
2	C	924	LEU
2	C	952	LEU
2	C	964	LYS
2	C	978	ARG
2	C	983	PHE
2	C	1000	MET
2	C	1005	MET
2	C	1010	THR
2	C	1012	PRO
2	C	1015	LEU
2	C	1017	THR
2	C	1018	GLN
2	C	1031	ARG
2	C	1052	MET
2	C	1055	ILE
2	C	1106	ASP
2	C	1112	PHE
2	C	1115	LEU
3	D	462	GLN
3	D	486	ARG
3	D	502	PHE
3	D	509	PRO
3	D	511	TRP
3	D	517	VAL
3	D	550	ARG
3	D	567	ILE
3	D	587	ARG
3	D	601	ARG

*Continued on next page...*

*Continued from previous page...*

Mol	Chain	Res	Type
3	D	625	TYR
3	D	651	GLU
3	D	652	LEU
3	D	662	GLU
3	D	674	ARG
3	D	688	TRP
3	D	691	LEU
3	D	702	LEU
3	D	722	GLU
3	D	751	LEU
3	D	752	SER
3	D	754	PHE
3	D	770	LEU
3	D	772	PRO
3	D	778	LEU
3	D	791	TYR
3	D	792	ILE
3	D	794	GLN
3	D	834	THR
3	D	860	LEU
3	D	864	VAL
3	D	879	ARG
3	D	899	LEU
3	D	906	GLN
3	D	914	LEU
3	D	925	GLU
3	D	936	TYR
3	D	941	LEU
3	D	948	ILE
3	D	957	ILE
3	D	965	LEU
3	D	969	ASP
3	D	972	LEU
3	D	975	ILE
3	D	984	LEU
3	D	985	THR
3	D	988	GLU
3	D	1001	THR
3	D	1010	ASN
3	D	1012	PHE
3	D	1032	ASN
3	D	1034	GLN

*Continued on next page...*

*Continued from previous page...*

Mol	Chain	Res	Type
3	D	1035	GLN
3	D	1039	LEU
3	D	1042	MET
3	D	1045	LEU
3	D	1046	MET
3	D	1053	THR
3	D	1058	VAL
3	D	1062	PHE
3	D	1063	ARG
3	D	1066	LEU
3	D	1091	ASP
3	D	1094	TYR
3	D	1104	HIS
3	D	1106	ILE
3	D	1109	ARG
3	D	1124	PHE
3	D	1131	ARG
3	D	1138	ARG
3	D	1167	LEU
3	D	1195	CYS
3	D	1197	THR
3	D	1254	THR
3	D	1265	GLU
3	D	1269	PRO
3	D	1274	VAL
3	D	1282	VAL
3	D	1289	ASP
3	D	1292	SER
3	D	1300	PHE
3	D	1305	LYS
3	D	1316	ASP
3	D	1364	LEU
3	D	1383	THR
3	D	1433	LYS
3	D	1435	TRP
3	D	1445	THR
3	D	1448	LEU
4	E	6	ILE
4	E	7	ASP
4	E	32	ARG

Some sidechains can be flipped to improve hydrogen bonding and reduce clashes. All (68) such sidechains are listed below:

Mol	Chain	Res	Type
1	A	16	GLN
1	A	162	ASN
1	A	179	GLN
1	A	212	GLN
1	A	220	HIS
1	A	226	ASN
1	B	19	HIS
1	B	155	HIS
1	B	187	GLN
1	B	212	GLN
1	B	220	HIS
1	B	222	ASN
2	C	22	GLN
2	C	31	GLN
2	C	91	GLN
2	C	102	HIS
2	C	139	GLN
2	C	374	ASN
2	C	399	ASN
2	C	538	GLN
2	C	543	ASN
2	C	563	ASN
2	C	565	GLN
2	C	623	HIS
2	C	632	ASN
2	C	633	GLN
2	C	671	ASN
2	C	704	HIS
2	C	841	ASN
2	C	843	HIS
2	C	845	ASN
2	C	860	HIS
2	C	872	ASN
2	C	881	ASN
2	C	889	HIS
2	C	991	GLN
2	C	1006	HIS
2	C	1018	GLN
2	C	1026	GLN
2	C	1030	GLN
2	C	1047	HIS
2	C	1064	ASN
2	C	1107	ASN

*Continued on next page...*



*Continued from previous page...*

Mol	Chain	Res	Type
3	D	507	ASN
3	D	541	ASN
3	D	549	ASN
3	D	551	ASN
3	D	552	ASN
3	D	584	ASN
3	D	636	GLN
3	D	680	GLN
3	D	696	HIS
3	D	727	GLN
3	D	737	ASN
3	D	756	GLN
3	D	762	GLN
3	D	768	ASN
3	D	917	GLN
3	D	977	GLN
3	D	1038	GLN
3	D	1125	GLN
3	D	1354	GLN
3	D	1368	HIS
3	D	1375	GLN
3	D	1442	GLN
3	D	1446	HIS
3	D	1466	ASN
4	E	59	ASN

### 5.3.3 RNA ⓘ

There are no RNA chains in this entry.

### 5.4 Non-standard residues in protein, DNA, RNA chains ⓘ

There are no non-standard protein/DNA/RNA residues in this entry.

### 5.5 Carbohydrates ⓘ

There are no carbohydrates in this entry.

## 5.6 Ligand geometry ⓘ

Of 2 ligands modelled in this entry, 2 are monoatomic - leaving 0 for Mogul analysis.

There are no bond length outliers.

There are no bond angle outliers.

There are no chirality outliers.

There are no torsion outliers.

There are no ring outliers.

## 5.7 Other polymers ⓘ

There are no such residues in this entry.

## 5.8 Polymer linkage issues

There are no chain breaks in this entry.

## 6 Fit of model and data ⓘ

### 6.1 Protein, DNA and RNA chains ⓘ

EDS was not executed - this section will therefore be empty.

### 6.2 Non-standard residues in protein, DNA, RNA chains ⓘ

EDS was not executed - this section will therefore be empty.

### 6.3 Carbohydrates ⓘ

EDS was not executed - this section will therefore be empty.

### 6.4 Ligands ⓘ

EDS was not executed - this section will therefore be empty.

### 6.5 Other polymers ⓘ

EDS was not executed - this section will therefore be empty.