



# Full wwPDB X-ray Structure Validation Report ⓘ

Feb 28, 2014 – 12:47 PM GMT

PDB ID : 2I2V  
Title : Crystal Structure of Ribosome with messenger RNA and the Anticodon stem-loop of P-site tRNA. This file contains the 50s subunit of one 70s ribosome. The entire crystal structure contains two 70s ribosomes and is described in remark 400.  
Authors : Berk, V.; Zhang, W.; Pai, R.D.; Cate, J.H.D.  
Deposited on : 2006-08-16  
Resolution : 3.22 Å(reported)

This is a full wwPDB validation report for a publicly released PDB entry.  
We welcome your comments at [validation@mail.wwpdb.org](mailto:validation@mail.wwpdb.org)  
A user guide is available at <http://wwpdb.org/ValidationPDFNotes.html>

---

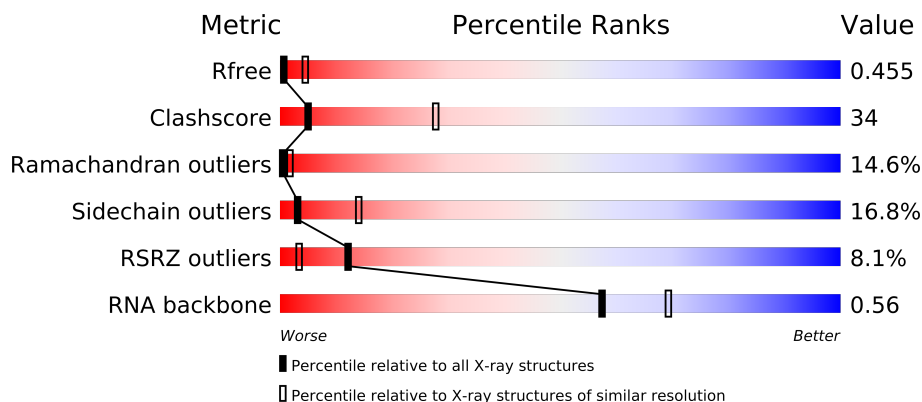
The following versions of software and data (see [references](#)) were used in the production of this report:

MolProbity : 4.02b-467  
Mogul : 1.15 2013  
Xtriage (Phenix) : dev-1323  
EDS : stable22639  
Percentile statistics : 21963  
Refmac : 5.8.0049  
CCP4 : 6.3.0 (Settle)  
Ideal geometry (proteins) : Engh & Huber (2001)  
Ideal geometry (DNA, RNA) : Parkinson et. al. (1996)  
Validation Pipeline (wwPDB-VP) : stable22683

# 1 Overall quality at a glance

The reported resolution of this entry is 3.22 Å.

Percentile scores (ranging between 0-100) for global validation metrics of the entry are shown in the following graphic. The table shows the number of entries on which the scores are based.



Metric	Whole archive (#Entries)	Similar resolution (#Entries, resolution range(Å))
$R_{free}$	66092	1205 (3.30-3.14)
Clashscore	79885	1072 (3.28-3.16)
Ramachandran outliers	78287	1052 (3.28-3.16)
Sidechain outliers	78261	1051 (3.28-3.16)
RSRZ outliers	66119	1206 (3.30-3.14)
RNA backbone	1838	1004 (3.74-2.70)

The table below summarises the geometric issues observed across the polymeric chains and their fit to the electron density. The red, orange, yellow and green segments on the lower bar indicate the fraction of residues that contain outliers for  $\geq 3$ , 2, 1 and 0 types of geometric quality criteria. The upper red bar (where present) indicates the fraction of residues that have poor fit to the electron density.

Mol	Chain	Length	Quality of chain
1	A	120	
2	B	2904	
3	C	272	
4	D	209	
5	E	201	
6	F	178	
7	G	176	
8	H	149	
9	I	141	
10	J	142	
11	K	123	
12	L	144	

Continued on next page...

Continued from previous page...

Mol	Chain	Length	Quality of chain
13	M	136	
14	N	127	
15	O	117	
16	P	114	
17	Q	117	
18	R	103	
19	S	110	
20	T	100	
21	U	103	
22	V	94	
23	W	84	
24	X	77	
25	Y	63	
26	Z	58	
27	0	56	
28	1	54	
29	2	46	
30	3	64	
31	4	38	

The following table lists non-polymeric compounds that are outliers for geometric or electron-density-fit criteria:

Mol	Type	Chain	Res	Geometry	Electron density
33	MG	B	2933	-	X
33	MG	B	2936	-	X
33	MG	B	2941	-	X
33	MG	B	2945	-	X
33	MG	B	2956	-	X
33	MG	B	2981	-	X
33	MG	B	2993	-	X

## 2 Entry composition

There are 34 unique types of molecules in this entry. The entry contains 90315 atoms, of which 0 are hydrogen and 0 are deuterium.

In the tables below, the ZeroOcc column contains the number of atoms modelled with zero occupancy, the AltConf column contains the number of residues with at least one atom in alternate conformation and the Trace column contains the number of residues modelled with at most 2 atoms.

- Molecule 1 is a RNA chain called 5S ribosomal RNA.

Mol	Chain	Residues	Atoms					ZeroOcc	AltConf	Trace
1	A	117	Total	C	N	O	P	0	0	0
			2507	1116	459	815	117			

- Molecule 2 is a RNA chain called 23S ribosomal RNA.

Mol	Chain	Residues	Atoms					ZeroOcc	AltConf	Trace
2	B	2841	Total	C	N	O	P	0	0	0
			60995	27210	11229	19715	2841			

- Molecule 3 is a protein called 50S ribosomal protein L2.

Mol	Chain	Residues	Atoms					ZeroOcc	AltConf	Trace
3	C	271	Total	C	N	O	S	0	0	0
			2082	1288	423	364	7			

- Molecule 4 is a protein called 50S ribosomal protein L3.

Mol	Chain	Residues	Atoms					ZeroOcc	AltConf	Trace
4	D	209	Total	C	N	O	S	0	0	0
			1565	979	288	294	4			

- Molecule 5 is a protein called 50S ribosomal protein L4.

Mol	Chain	Residues	Atoms					ZeroOcc	AltConf	Trace
5	E	201	Total	C	N	O	S	0	0	0
			1552	974	283	290	5			

- Molecule 6 is a protein called 50S ribosomal protein L5.

Mol	Chain	Residues	Atoms					ZeroOcc	AltConf	Trace
6	F	178	Total	C	N	O	S	0	0	0
			1420	905	251	258	6			

- Molecule 7 is a protein called 50S ribosomal protein L6.

Mol	Chain	Residues	Atoms					ZeroOcc	AltConf	Trace
7	G	176	Total	C	N	O	S	0	0	0
			1323	832	243	246	2			

- Molecule 8 is a protein called 50S ribosomal protein L9.

Mol	Chain	Residues	Atoms					ZeroOcc	AltConf	Trace
8	H	149	Total	C	N	O	S	0	0	0
			1111	699	197	214	1			

- Molecule 9 is a protein called 50S ribosomal protein L11.

Mol	Chain	Residues	Atoms					ZeroOcc	AltConf	Trace
9	I	141	Total	C	N	O	S	0	0	0
			1032	651	179	196	6			

- Molecule 10 is a protein called 50S ribosomal protein L13.

Mol	Chain	Residues	Atoms					ZeroOcc	AltConf	Trace
10	J	142	Total	C	N	O	S	0	0	0
			1129	714	212	199	4			

- Molecule 11 is a protein called 50S ribosomal protein L14.

Mol	Chain	Residues	Atoms					ZeroOcc	AltConf	Trace
11	K	121	Total	C	N	O	S	0	0	0
			930	582	179	164	5			

- Molecule 12 is a protein called 50S ribosomal protein L15.

Mol	Chain	Residues	Atoms					ZeroOcc	AltConf	Trace
12	L	143	Total	C	N	O	S	0	0	0
			1045	649	206	189	1			

- Molecule 13 is a protein called 50S ribosomal protein L16.

Mol	Chain	Residues	Atoms					ZeroOcc	AltConf	Trace
13	M	136	Total	C	N	O	S	0	0	0
			1074	686	205	177	6			

- Molecule 14 is a protein called 50S ribosomal protein L17.

Mol	Chain	Residues	Atoms					ZeroOcc	AltConf	Trace
14	N	120	Total	C	N	O	S	0	0	0
			960	593	196	166	5			

- Molecule 15 is a protein called 50S ribosomal protein L18.

Mol	Chain	Residues	Atoms					ZeroOcc	AltConf	Trace
15	O	116	Total	C	N	O		0	0	0
			892	552	178	162				

- Molecule 16 is a protein called 50S ribosomal protein L19.

Mol	Chain	Residues	Atoms					ZeroOcc	AltConf	Trace
16	P	114	Total	C	N	O	S	0	0	0
			917	574	179	163	1			

- Molecule 17 is a protein called 50S ribosomal protein L20.

Mol	Chain	Residues	Atoms					ZeroOcc	AltConf	Trace
17	Q	117	Total	C	N	O		0	0	0
			947	604	192	151				

- Molecule 18 is a protein called 50S ribosomal protein L21.

Mol	Chain	Residues	Atoms					ZeroOcc	AltConf	Trace
18	R	103	Total	C	N	O	S	0	0	0
			816	516	153	145	2			

- Molecule 19 is a protein called 50S ribosomal protein L22.

Mol	Chain	Residues	Atoms					ZeroOcc	AltConf	Trace
19	S	110	Total	C	N	O	S	0	0	0
			857	532	166	156	3			

- Molecule 20 is a protein called 50S ribosomal protein L23.

Mol	Chain	Residues	Atoms					ZeroOcc	AltConf	Trace
20	T	93	Total	C	N	O	S	0	0	0
			738	466	139	131	2			

- Molecule 21 is a protein called 50S ribosomal protein L24.

Mol	Chain	Residues	Atoms				ZeroOcc	AltConf	Trace
21	U	102	Total	C	N	O			
			779	492	146	141	0	0	0

- Molecule 22 is a protein called 50S ribosomal protein L25.

Mol	Chain	Residues	Atoms					ZeroOcc	AltConf	Trace
22	V	94	Total	C	N	O	S			
			753	479	137	134	3	0	0	0

- Molecule 23 is a protein called 50S ribosomal protein L27.

Mol	Chain	Residues	Atoms					ZeroOcc	AltConf	Trace
23	W	79	Total	C	N	O	S			
			596	367	120	108	1	0	0	0

- Molecule 24 is a protein called 50S ribosomal protein L28.

Mol	Chain	Residues	Atoms					ZeroOcc	AltConf	Trace
24	X	77	Total	C	N	O	S			
			625	388	129	106	2	0	0	0

- Molecule 25 is a protein called 50S ribosomal protein L29.

Mol	Chain	Residues	Atoms					ZeroOcc	AltConf	Trace
25	Y	63	Total	C	N	O	S			
			509	313	99	95	2	0	0	0

- Molecule 26 is a protein called 50S ribosomal protein L30.

Mol	Chain	Residues	Atoms					ZeroOcc	AltConf	Trace
26	Z	58	Total	C	N	O	S			
			449	281	87	79	2	0	0	0

- Molecule 27 is a protein called 50S ribosomal protein L32.

Mol	Chain	Residues	Atoms					ZeroOcc	AltConf	Trace
27	0	56	Total	C	N	O	S			
			444	269	94	80	1	0	0	0

- Molecule 28 is a protein called 50S ribosomal protein L33.

Mol	Chain	Residues	Atoms				ZeroOcc	AltConf	Trace
28	1	50	Total	C	N	O	0	0	0
			409	263	75	71			

- Molecule 29 is a protein called 50S ribosomal protein L34.

Mol	Chain	Residues	Atoms					ZeroOcc	AltConf	Trace
29	2	46	Total	C	N	O	S	0	0	0
			377	228	90	57	2			

- Molecule 30 is a protein called 50S ribosomal protein L35.

Mol	Chain	Residues	Atoms					ZeroOcc	AltConf	Trace
30	3	64	Total	C	N	O	S	0	0	0
			504	323	105	74	2			

- Molecule 31 is a protein called 50S ribosomal protein L36.

Mol	Chain	Residues	Atoms					ZeroOcc	AltConf	Trace
31	4	38	Total	C	N	O	S	0	0	0
			302	185	65	48	4			

- Molecule 32 is ZINC ION (three-letter code: ZN) (formula: Zn).

Mol	Chain	Residues	Atoms		ZeroOcc	AltConf
32	4	1	Total	Zn	0	0
			1	1		

- Molecule 33 is MAGNESIUM ION (three-letter code: MG) (formula: Mg).

Mol	Chain	Residues	Atoms		ZeroOcc	AltConf
33	B	119	Total	Mg	0	0
			119	119		

- Molecule 34 is water.

Mol	Chain	Residues	Atoms		ZeroOcc	AltConf
34	2	1	Total	O	0	0
			1	1		
34	4	4	Total	O	0	0
			4	4		
34	B	532	Total	O	0	0
			532	532		

*Continued on next page...*



*Continued from previous page...*

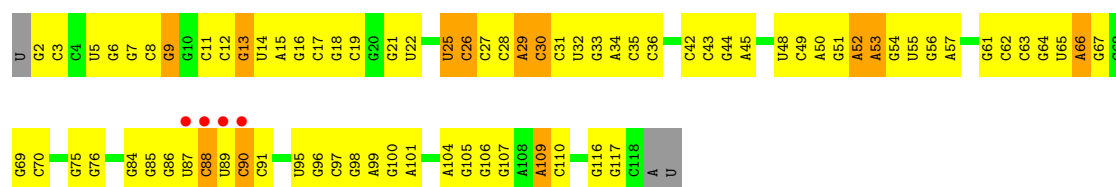
Mol	Chain	Residues	Atoms		ZeroOcc	AltConf
34	C	8	Total 8	O 8	0	0
34	D	1	Total 1	O 1	0	0
34	E	2	Total 2	O 2	0	0
34	J	2	Total 2	O 2	0	0
34	L	3	Total 3	O 3	0	0
34	N	2	Total 2	O 2	0	0
34	T	1	Total 1	O 1	0	0

### 3 Residue-property plots

These plots are drawn for all protein, RNA and DNA chains in the entry. The first graphic for a chain summarises the proportions of errors displayed in the second graphic. The second graphic shows the sequence view annotated by issues in geometry and electron density. Residues are color-coded according to the number of geometric quality criteria for which they contain at least one outlier: green = 0, yellow = 1, orange = 2 and red = 3 or more. A red dot above a residue indicates a poor fit to the electron density ( $RSRZ > 2$ ). Stretches of 2 or more consecutive residues without any outlier are shown as a green connector. Residues present in the sample, but not in the model, are shown in grey.

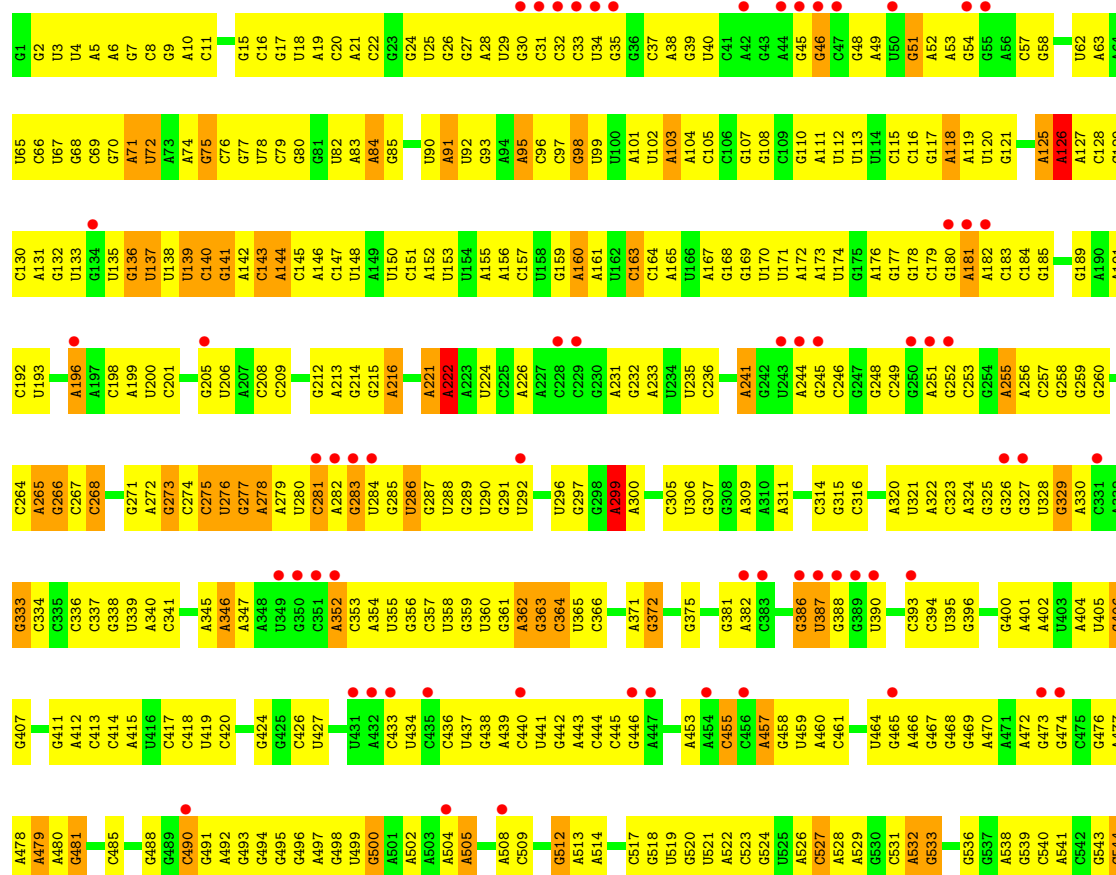
#### • Molecule 1: 5S ribosomal RNA

Chain A: 



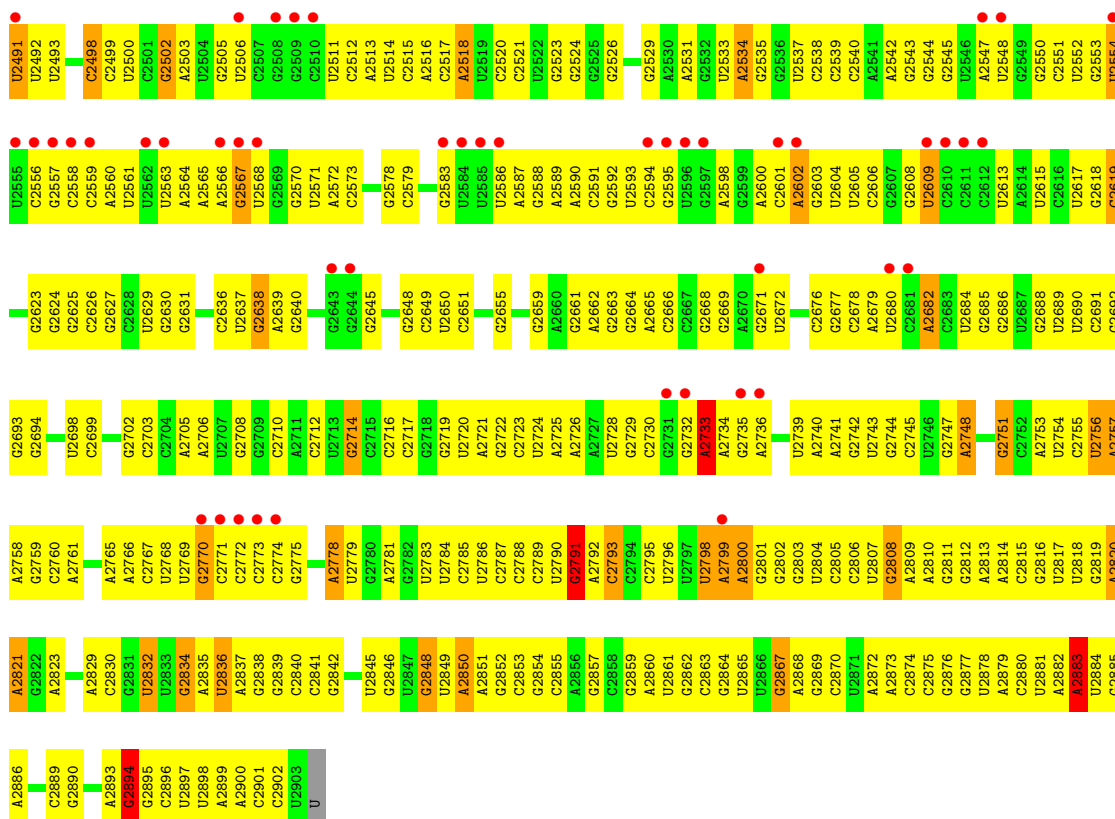
#### • Molecule 2: 23S ribosomal RNA

Chain B: 



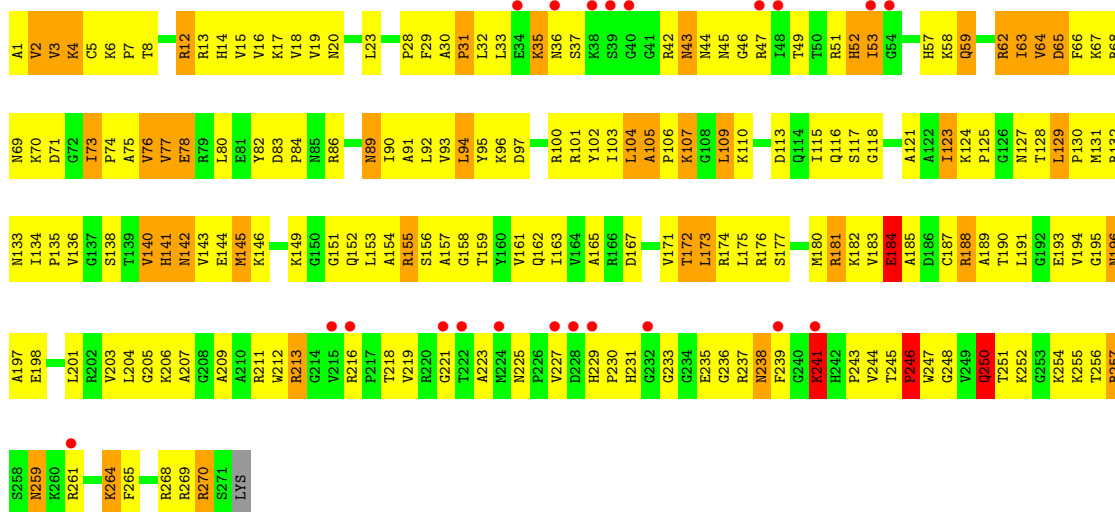






• Molecule 3: 50S ribosomal protein L2

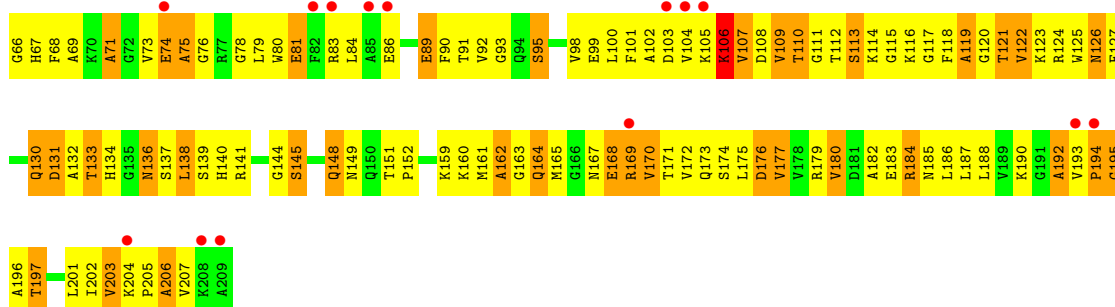
Chain C:



• Molecule 4: 50S ribosomal protein L3

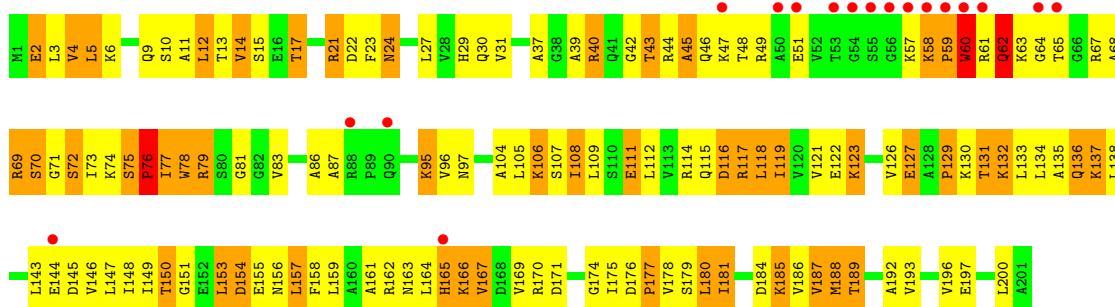
Chain D:





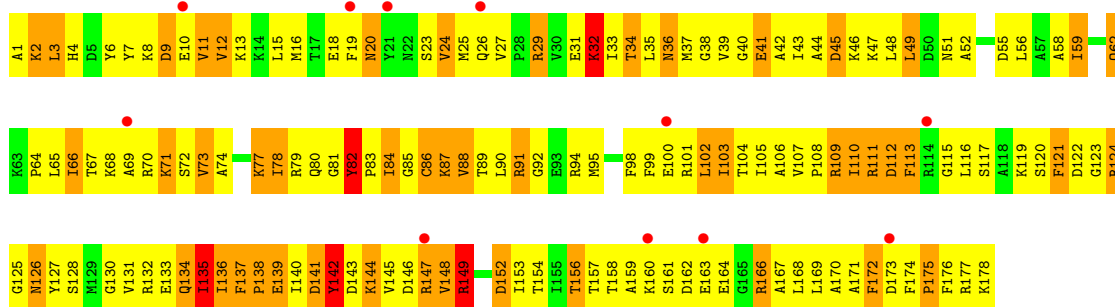
• Molecule 5: 50S ribosomal protein L4

Chain E:



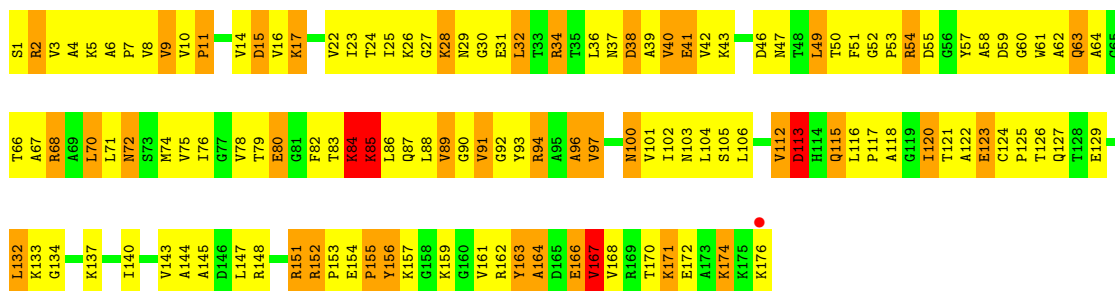
• Molecule 6: 50S ribosomal protein L5

Chain F:



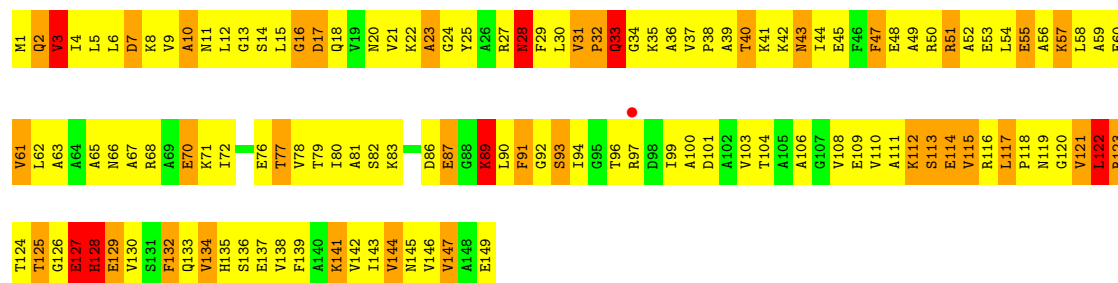
• Molecule 7: 50S ribosomal protein L6

Chain G:



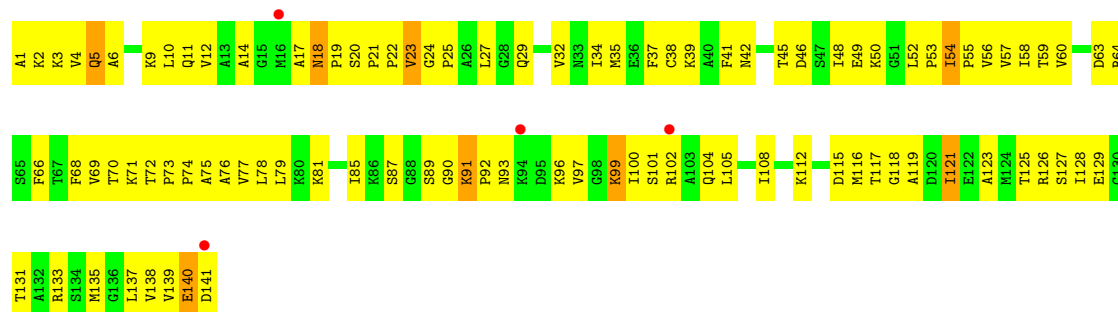
• Molecule 8: 50S ribosomal protein L9

Chain H:



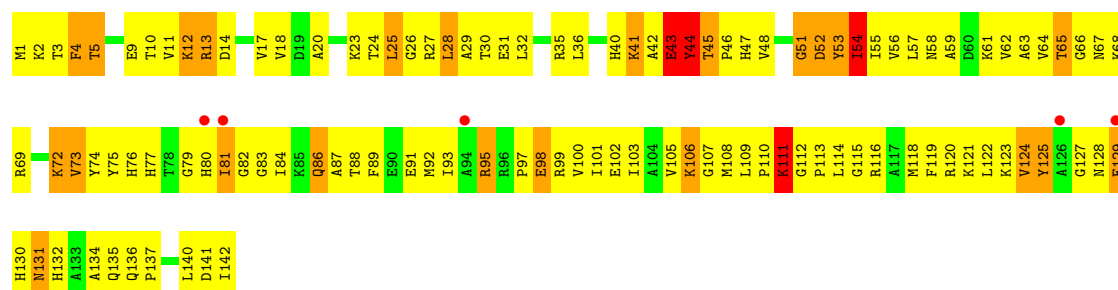
- Molecule 9: 50S ribosomal protein L11

Chain I:



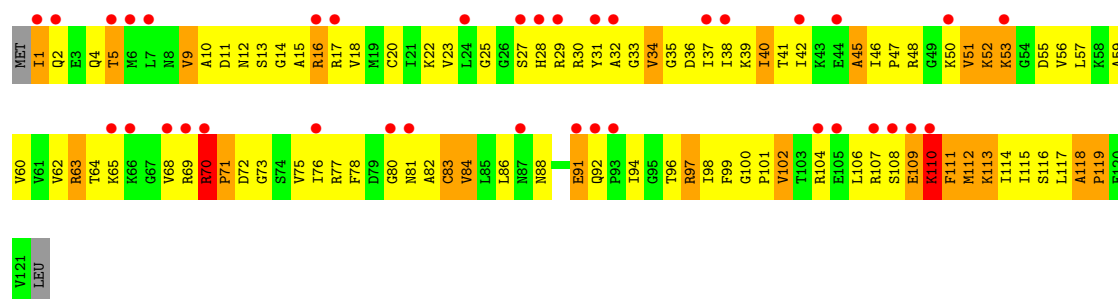
- Molecule 10: 50S ribosomal protein L13

Chain J:

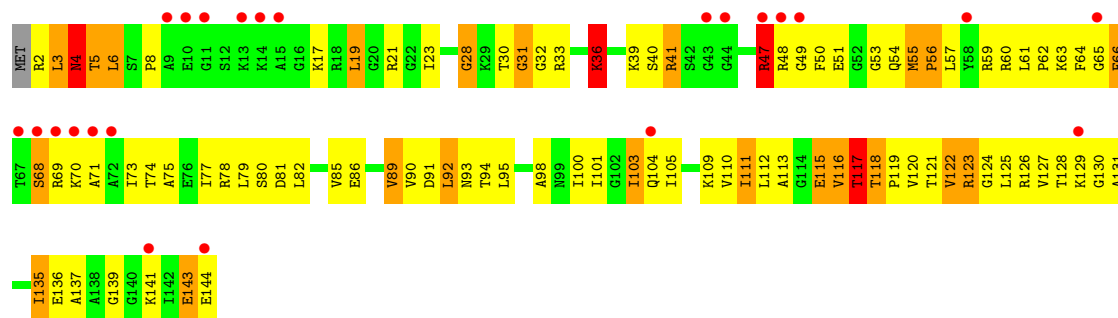


- Molecule 11: 50S ribosomal protein L14

Chain K:



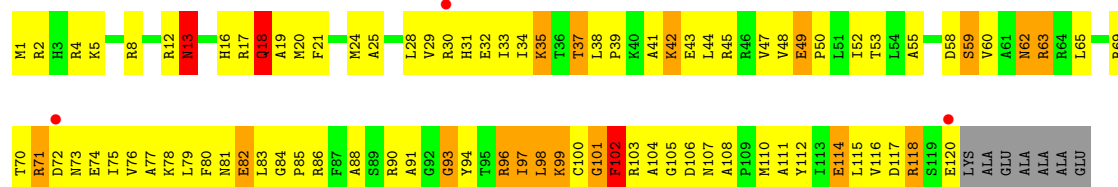
- Molecule 12: 50S ribosomal protein L15

Chain L: 

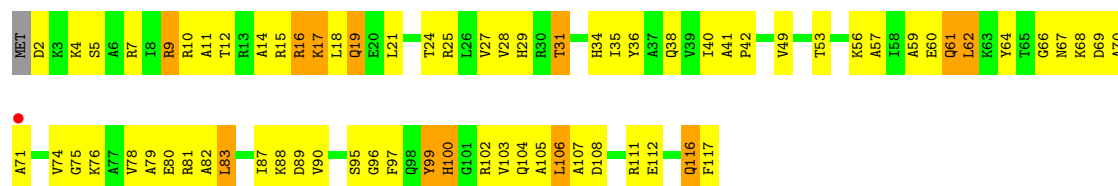
- Molecule 13: 50S ribosomal protein L16

Chain M: 

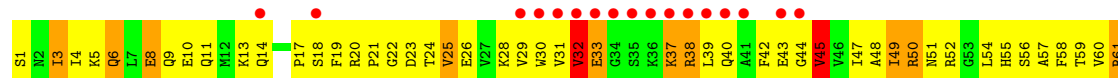
- Molecule 14: 50S ribosomal protein L17

Chain N: 

- Molecule 15: 50S ribosomal protein L18

Chain O: 

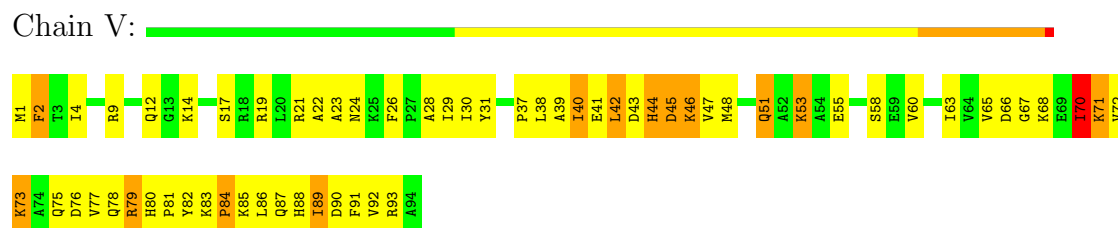
- Molecule 16: 50S ribosomal protein L19

Chain P: 

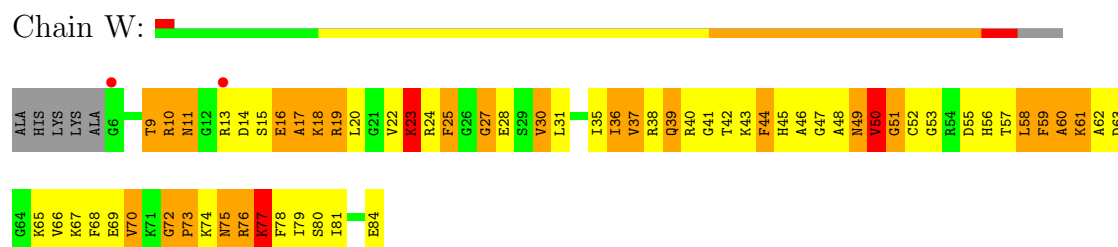




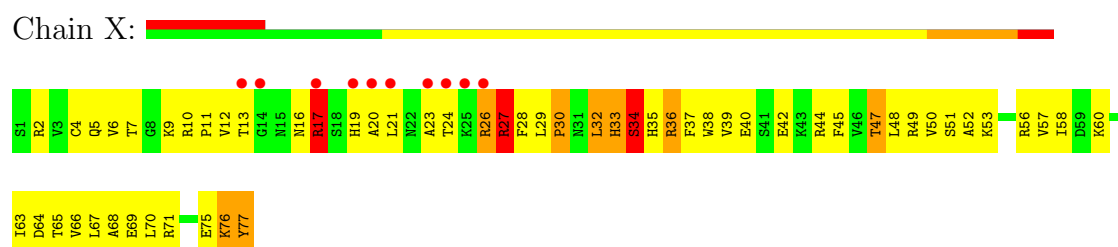
- Molecule 22: 50S ribosomal protein L25



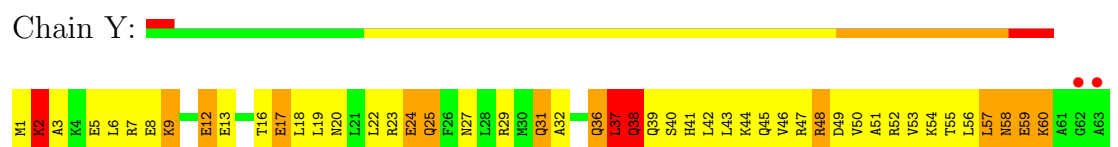
- Molecule 23: 50S ribosomal protein L27



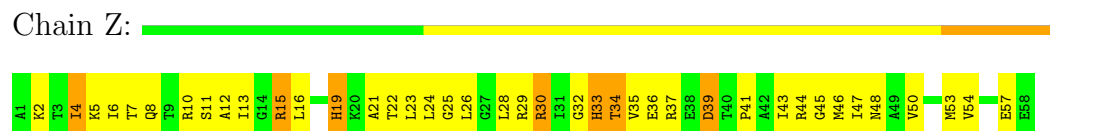
- Molecule 24: 50S ribosomal protein L28



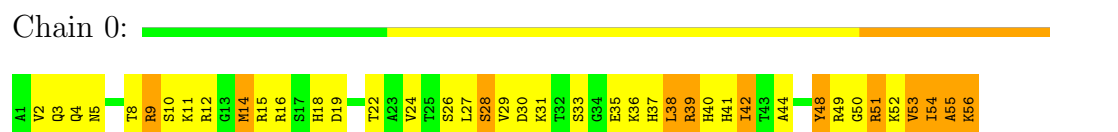
- Molecule 25: 50S ribosomal protein L29



- Molecule 26: 50S ribosomal protein L30



- Molecule 27: 50S ribosomal protein L32



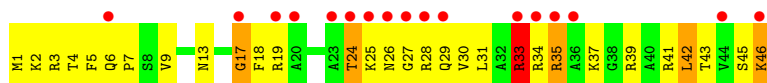
- Molecule 28: 50S ribosomal protein L33






- Molecule 29: 50S ribosomal protein L34

Chain 2:



- Molecule 30: 50S ribosomal protein L35

Chain 3:



- Molecule 31: 50S ribosomal protein L36

Chain 4:



## 4 Data and refinement statistics

Property	Value	Source
Space group	P 21 21 21	Depositor
Cell constants a, b, c, $\alpha$ , $\beta$ , $\gamma$	211.78Å 395.22Å 744.38Å 90.00° 90.00° 90.00°	Depositor
Resolution (Å)	70.00 – 3.22 184.07 – 3.22	Depositor EDS
% Data completeness (in resolution range)	(Not available) (70.00-3.22) 75.7 (184.07-3.22)	Depositor EDS
$R_{merge}$	(Not available)	Depositor
$R_{sym}$	(Not available)	Depositor
$\langle I/\sigma(I) \rangle$ <sup>1</sup>	2.11 (at 3.19Å)	Xtriage
Refinement program	CNS 1.1	Depositor
R, $R_{free}$	0.287 , 0.320 0.450 , 0.455	Depositor DCC
$R_{free}$ test set	37267 reflections (4.95%)	DCC
Wilson B-factor (Å <sup>2</sup> )	80.0	Xtriage
Anisotropy	0.720	Xtriage
Bulk solvent $k_{sol}$ (e/Å <sup>3</sup> ), $B_{sol}$ (Å <sup>2</sup> )	0.19 , 2.3	EDS
Estimated twinning fraction	No twinning to report.	Xtriage
L-test for twinning	$\langle  L  \rangle = 0.47$ , $\langle L^2 \rangle = 0.30$	Xtriage
Outliers	1 of 753156 reflections (0.000%)	Xtriage
$F_o, F_c$ correlation	0.62	EDS
Total number of atoms	90315	wwPDB-VP
Average B, all atoms (Å <sup>2</sup> )	68.0	wwPDB-VP

Xtriage's analysis on translational NCS is as follows: *The largest off-origin peak in the Patterson function is 1.47% of the height of the origin peak. No significant pseudotranslation is detected.*

<sup>1</sup>Intensities estimated from amplitudes.

## 5 Model quality ⓘ

### 5.1 Standard geometry ⓘ

Bond lengths and bond angles in the following residue types are not validated in this section: ZN, MG

The Z score for a bond length (or angle) is the number of standard deviations the observed value is removed from the expected value. A bond length (or angle) with  $|Z| > 5$  is considered an outlier worth inspection. RMSZ is the root-mean-square of all Z scores of the bond lengths (or angles).

Mol	Chain	Bond lengths		Bond angles	
		RMSZ	$\# Z  > 5$	RMSZ	$\# Z  > 5$
1	A	0.24	0/2803	0.73	0/4371
2	B	0.28	7/68314 (0.0%)	0.77	62/106569 (0.1%)
3	C	0.22	0/2121	0.52	0/2852
4	D	0.25	0/1586	0.60	0/2134
5	E	0.24	0/1571	0.61	2/2113 (0.1%)
6	F	0.27	0/1444	0.59	0/1937
7	G	0.23	0/1343	0.52	0/1816
8	H	0.26	0/1122	0.52	0/1515
9	I	0.24	0/1046	0.46	0/1410
10	J	0.24	0/1152	0.59	0/1551
11	K	0.25	0/939	0.81	2/1258 (0.2%)
12	L	0.23	0/1054	0.58	0/1403
13	M	0.26	0/1093	0.56	0/1460
14	N	0.25	0/973	0.62	0/1301
15	O	0.23	0/902	0.55	0/1209
16	P	0.25	0/929	0.60	0/1242
17	Q	0.26	0/960	0.65	0/1278
18	R	0.26	0/829	0.58	0/1107
19	S	0.23	0/864	0.61	1/1156 (0.1%)
20	T	0.23	0/744	0.73	2/994 (0.2%)
21	U	0.26	0/787	0.56	0/1051
22	V	0.25	0/766	0.46	0/1025
23	W	0.31	0/603	0.65	0/797
24	X	0.25	0/635	0.58	0/848
25	Y	0.25	0/510	0.64	0/677
26	Z	0.23	0/453	0.55	0/605
27	0	0.22	0/450	0.65	0/599
28	1	0.27	0/416	0.55	0/554
29	2	0.26	0/380	0.58	0/498
30	3	0.26	0/513	0.66	2/676 (0.3%)
31	4	0.23	0/303	0.54	0/397
All	All	0.27	7/97605 (0.0%)	0.73	71/146403 (0.0%)

Chiral center outliers are detected by calculating the chiral volume of a chiral center and verifying if the center is modelled as a planar moiety or with the opposite hand. A planarity outlier is detected by checking planarity of atoms in a peptide group, atoms in a mainchain group or atoms of a sidechain that are expected to be planar.

Mol	Chain	#Chirality outliers	#Planarity outliers
2	B	0	36

All (7) bond length outliers are listed below:

Mol	Chain	Res	Type	Atoms	Z	Observed(Å)	Ideal(Å)
2	B	1086	A	C5-C6	-16.20	1.26	1.41
2	B	1088	A	C6-N1	-10.54	1.28	1.35
2	B	1060	U	C2-N3	7.83	1.43	1.37
2	B	1086	A	N3-C4	-6.81	1.30	1.34
2	B	1086	A	N7-C5	-6.47	1.35	1.39
2	B	2820	A	C4'-C3'	-5.38	1.47	1.52
2	B	2267	A	C5-C6	-5.19	1.36	1.41

All (71) bond angle outliers are listed below:

Mol	Chain	Res	Type	Atoms	Z	Observed(°)	Ideal(°)
2	B	2204	G	O5'-P-OP1	-29.28	75.56	110.70
2	B	2791	G	O5'-P-OP2	-29.23	75.63	110.70
2	B	2204	G	O5'-P-OP2	18.17	132.50	110.70
2	B	2791	G	O5'-P-OP1	17.21	131.35	110.70
2	B	2203	U	OP1-P-O3'	14.86	137.90	105.20
2	B	2790	U	OP2-P-O3'	14.70	137.55	105.20
2	B	773	U	C5'-C4'-C3'	-9.25	101.19	116.00
11	K	118	ALA	N-CA-C	8.87	134.95	111.00
2	B	1567	G	C5'-C4'-C3'	-8.46	102.46	116.00
2	B	1088	A	N1-C6-N6	-8.33	113.60	118.60
2	B	1552	A	N9-C1'-C2'	-8.09	103.10	112.00
2	B	1324	G	C5'-C4'-C3'	-7.98	103.23	116.00
2	B	1060	U	C5-C4-O4	-7.28	121.53	125.90
2	B	1439	A	N9-C1'-C2'	-7.21	104.07	112.00
2	B	1086	A	C4-C5-C6	7.13	120.56	117.00
2	B	2076	U	C4'-C3'-O3'	7.07	127.14	113.00
2	B	944	C	C5'-C4'-C3'	-6.99	104.82	116.00
2	B	126	A	C5'-C4'-C3'	6.69	126.71	116.00
2	B	560	C	C5'-C4'-C3'	-6.58	105.48	116.00
2	B	1088	A	C5-C6-N6	6.46	128.87	123.70
11	K	91	GLU	N-CA-C	6.30	128.01	111.00
20	T	69	ARG	N-CA-C	6.29	128.00	111.00

*Continued on next page...*

*Continued from previous page...*

Mol	Chain	Res	Type	Atoms	Z	Observed(°)	Ideal(°)
2	B	2619	C	C5'-C4'-C3'	-6.21	106.06	116.00
2	B	2283	C	O5'-P-OP1	-6.14	100.17	105.70
2	B	2272	U	C5-C4-O4	-6.11	122.24	125.90
30	3	48	MET	N-CA-C	6.09	127.45	111.00
2	B	1086	A	C6-C5-N7	-6.08	128.04	132.30
2	B	2203	U	O3'-P-O5'	-6.08	92.45	104.00
2	B	2733	A	N9-C1'-C2'	-6.04	105.36	112.00
2	B	973	A	C5'-C4'-O4'	5.97	116.27	109.10
2	B	275	C	N1-C1'-C2'	-5.97	105.44	112.00
2	B	872	U	C5'-C4'-C3'	-5.96	106.46	116.00
2	B	2625	G	C5'-C4'-C3'	-5.87	106.60	116.00
2	B	2894	G	N9-C1'-C2'	-5.86	105.55	112.00
2	B	2790	U	O3'-P-O5'	-5.86	92.87	104.00
2	B	1397	U	C5'-C4'-C3'	-5.77	106.77	116.00
2	B	785	G	C5'-C4'-C3'	-5.73	106.83	116.00
5	E	60	TRP	N-CA-C	5.69	126.37	111.00
20	T	70	HIS	N-CA-C	5.66	126.28	111.00
2	B	1060	U	N1-C2-O2	-5.65	118.85	122.80
2	B	1086	A	C2-N3-C4	-5.60	107.80	110.60
2	B	1306	C	C5'-C4'-C3'	5.60	124.96	116.00
2	B	2199	A	C5'-C4'-C3'	-5.57	107.09	116.00
2	B	2434	A	C5'-C4'-C3'	-5.52	107.17	116.00
2	B	2500	U	C5'-C4'-C3'	-5.52	107.17	116.00
2	B	745	G	C5'-C4'-C3'	-5.47	107.25	116.00
30	3	50	SER	N-CA-C	5.45	125.72	111.00
2	B	1103	A	N9-C1'-C2'	-5.45	106.01	112.00
2	B	783	A	C4'-C3'-O3'	5.44	123.88	113.00
2	B	1926	U	C5'-C4'-C3'	-5.44	107.30	116.00
2	B	1363	C	C5'-C4'-C3'	-5.43	107.31	116.00
2	B	2471	A	C5'-C4'-C3'	-5.43	107.30	116.00
2	B	241	A	C5'-C4'-O4'	5.43	115.61	109.10
2	B	2430	A	N9-C1'-C2'	5.42	121.04	114.00
2	B	2282	G	C5'-C4'-C3'	-5.35	107.45	116.00
2	B	784	G	C1'-O4'-C4'	-5.34	105.62	109.90
2	B	1060	U	N3-C2-O2	5.34	125.94	122.20
2	B	2267	A	N9-C1'-C2'	-5.29	106.18	112.00
2	B	784	G	C5'-C4'-O4'	5.28	115.43	109.10
2	B	2076	U	C2'-C3'-O3'	5.26	122.11	113.70
5	E	59	PRO	N-CA-C	-5.23	98.49	112.10
2	B	375	G	C5'-C4'-C3'	-5.21	107.66	116.00
2	B	843	G	C5'-C4'-C3'	-5.14	107.77	116.00
2	B	1865	U	O4'-C1'-N1	5.12	112.29	108.20

*Continued on next page...*

*Continued from previous page...*

Mol	Chain	Res	Type	Atoms	Z	Observed(°)	Ideal(°)
2	B	871	U	C5'-C4'-C3'	-5.10	107.83	116.00
2	B	2745	C	C5'-C4'-C3'	-5.08	107.88	116.00
2	B	2736	A	C5'-C4'-C3'	-5.03	107.95	116.00
2	B	2267	A	C5-C6-N6	-5.02	119.68	123.70
2	B	1600	C	C5'-C4'-C3'	-5.01	107.98	116.00
19	S	53	SER	N-CA-C	-5.01	97.47	111.00
2	B	2391	G	C4'-C3'-O3'	-5.00	98.89	109.40

There are no chirality outliers.

All (36) planarity outliers are listed below:

Mol	Chain	Res	Type	Group
2	B	1047	G	Sidechain
2	B	1060	U	Sidechain
2	B	1086	A	Sidechain
2	B	1088	A	Sidechain
2	B	1142	A	Sidechain
2	B	1419	A	Sidechain
2	B	1426	G	Sidechain
2	B	1439	A	Sidechain
2	B	1546	G	Sidechain
2	B	1572	A	Sidechain
2	B	1721	G	Sidechain
2	B	1728	C	Sidechain
2	B	1814	G	Sidechain
2	B	1828	G	Sidechain
2	B	2062	A	Sidechain
2	B	2135	A	Sidechain
2	B	221	A	Sidechain
2	B	222	A	Sidechain
2	B	2272	U	Sidechain
2	B	2336	A	Sidechain
2	B	2471	A	Sidechain
2	B	2638	G	Sidechain
2	B	2733	A	Sidechain
2	B	2770	G	Sidechain
2	B	2834	G	Sidechain
2	B	2848	G	Sidechain
2	B	2857	G	Sidechain
2	B	2883	A	Sidechain
2	B	299	A	Sidechain
2	B	500	G	Sidechain

*Continued on next page...*



*Continued from previous page...*

Mol	Chain	Res	Type	Group
2	B	51	G	Sidechain
2	B	630	G	Sidechain
2	B	633	A	Sidechain
2	B	727	A	Sidechain
2	B	729	G	Sidechain
2	B	942	G	Sidechain

## 5.2 Close contacts

In the following table, the Non-H and H(model) columns list the number of non-hydrogen atoms and hydrogen atoms in the chain respectively. The H(added) column lists the number of hydrogens added by MolProbity. The Clashes column lists the number of clashes within the asymmetric unit, and the number in parentheses is this value normalized per 1000 atoms of the molecule in the chain. The Symm-Clashes column gives symmetry related clashes, in the same way as for the Clashes column.

Mol	Chain	Non-H	H(model)	H(added)	Clashes	Symm-Clashes
1	A	2507	0	1270	76	0
2	B	60995	0	30678	2146	0
3	C	2082	0	2157	215	0
4	D	1565	0	1616	215	0
5	E	1552	0	1619	165	0
6	F	1420	0	1460	241	0
7	G	1323	0	1374	175	0
8	H	1111	0	1148	174	0
9	I	1032	0	1088	184	0
10	J	1129	0	1162	167	0
11	K	930	0	1003	95	0
12	L	1045	0	1117	123	0
13	M	1074	0	1157	105	0
14	N	960	0	1000	102	0
15	O	892	0	923	73	0
16	P	917	0	965	109	0
17	Q	947	0	1022	140	0
18	R	816	0	839	114	0
19	S	857	0	922	96	0
20	T	738	0	807	118	0
21	U	779	0	834	105	0
22	V	753	0	780	71	0
23	W	596	0	610	146	0
24	X	625	0	655	78	0
25	Y	509	0	543	75	0

*Continued on next page...*

*Continued from previous page...*

Mol	Chain	Non-H	H(model)	H(added)	Clashes	Symm-Clashes
26	Z	449	0	491	40	0
27	0	444	0	461	48	0
28	1	409	0	440	32	0
29	2	377	0	418	29	0
30	3	504	0	574	48	0
31	4	302	0	340	28	0
32	4	1	0	0	0	0
33	B	119	0	0	0	0
34	2	1	0	0	0	0
34	4	4	0	0	0	0
34	B	532	0	0	5	0
34	C	8	0	0	0	0
34	D	1	0	0	0	0
34	E	2	0	0	0	0
34	J	2	0	0	0	0
34	L	3	0	0	0	0
34	N	2	0	0	0	0
34	T	1	0	0	0	0
All	All	90315	0	59473	5011	0

Clashscore is defined as the number of clashes calculated for the entry per 1000 atoms (including hydrogens) of the entry. The overall clashscore for this entry is 34.

All (5011) close contacts within the same asymmetric unit are listed below.

Atom-1	Atom-2	Distance(Å)	Clash(Å)
14:N:101:GLY:HA2	14:N:110:MET:H	1.04	1.18
5:E:46:GLN:HG3	5:E:87:ALA:HB3	1.31	1.12
11:K:70:ARG:HB3	11:K:71:PRO:CD	1.76	1.12
2:B:855:G:H21	23:W:23:LYS:HG2	1.04	1.11
4:D:148:GLN:HG3	4:D:152:PRO:HG2	1.27	1.08
2:B:95:A:H4'	25:Y:38:GLN:HE22	1.13	1.08
15:O:49:VAL:HG21	15:O:82:ALA:HB2	1.35	1.06
2:B:1098:A:H3'	9:I:3:LYS:HA	1.12	1.06
16:P:50:ARG:HB3	16:P:57:ALA:H	1.24	1.03
7:G:53:PRO:HG2	7:G:61:TRP:H	1.24	1.01
3:C:183:VAL:HG13	3:C:184:GLU:H	1.25	1.01
3:C:128:THR:HA	3:C:190:THR:HA	1.41	1.00
17:Q:91:ARG:HE	17:Q:94:LEU:HD23	1.25	1.00
19:S:82:MET:HB2	19:S:98:LYS:HB2	1.42	0.99
2:B:1099:G:H8	9:I:3:LYS:N	1.59	0.99
16:P:63:ILE:HA	16:P:68:GLY:HA2	1.43	0.99
20:T:11:LEU:HD21	20:T:46:ALA:HB1	1.41	0.98

*Continued on next page...*

*Continued from previous page...*

Atom-1	Atom-2	Distance(Å)	Clash(Å)
2:B:1098:A:C8	9:I:3:LYS:HB3	1.99	0.98
10:J:3:THR:HG21	17:Q:60:TRP:HE1	1.27	0.98
14:N:83:LEU:HA	14:N:86:ARG:HB2	1.40	0.98
11:K:70:ARG:HB3	11:K:71:PRO:HD2	0.98	0.97
11:K:70:ARG:CB	11:K:71:PRO:HD2	1.93	0.97
19:S:47:VAL:HG12	19:S:103:ILE:HD13	1.46	0.97
20:T:29:THR:HA	20:T:86:THR:HA	1.48	0.96
2:B:1654:A:O2'	4:D:118:PHE:HB3	1.64	0.96
23:W:23:LYS:HD2	23:W:24:ARG:HG3	1.45	0.96
8:H:31:VAL:HB	8:H:32:PRO:HD2	1.48	0.96
6:F:66:ILE:HD11	6:F:83:PRO:HB3	1.47	0.96
20:T:39:THR:HG21	20:T:42:GLU:HG2	1.48	0.96
8:H:129:GLU:HA	8:H:143:ILE:HA	1.47	0.96
23:W:39:GLN:HG3	23:W:42:THR:HB	1.47	0.96
2:B:2311:A:H1'	6:F:78:ILE:HD11	1.45	0.96
12:L:123:ARG:HA	12:L:143:GLU:HB3	1.44	0.96
16:P:75:THR:HG23	16:P:76:HIS:H	1.29	0.95
3:C:140:VAL:HG12	3:C:141:HIS:H	1.29	0.95
13:M:35:ALA:HB3	13:M:99:GLY:H	1.30	0.95
21:U:49:PRO:HA	21:U:53:GLN:HE21	1.31	0.95
6:F:72:SER:HA	6:F:78:ILE:HG22	1.45	0.94
26:Z:25:GLY:HA3	26:Z:46:MET:HE1	1.50	0.94
2:B:95:A:H4'	25:Y:38:GLN:NE2	1.82	0.94
6:F:168:LEU:HD22	6:F:169:LEU:H	1.32	0.94
31:4:7:VAL:HG13	31:4:8:LYS:H	1.33	0.93
4:D:10:GLY:HA3	4:D:26:VAL:H	1.32	0.93
7:G:30:GLY:HA3	7:G:78:VAL:HA	1.50	0.93
8:H:14:SER:HB2	8:H:17:ASP:HB2	1.50	0.93
6:F:36:ASN:HA	6:F:87:LYS:HA	1.50	0.93
24:X:32:LEU:HD12	24:X:51:SER:HB3	1.50	0.92
14:N:101:GLY:HA2	14:N:110:MET:N	1.84	0.92
2:B:855:G:N2	23:W:23:LYS:HG2	1.84	0.92
2:B:1098:A:H3'	9:I:3:LYS:CA	1.98	0.92
27:0:27:LEU:HD11	27:0:36:LYS:HG2	1.51	0.92
2:B:2336:A:N6	23:W:40:ARG:HD2	1.86	0.91
9:I:11:GLN:HG2	9:I:55:PRO:HB3	1.51	0.91
14:N:85:PRO:HA	14:N:88:ALA:HB2	1.53	0.90
3:C:144:GLU:HA	3:C:151:GLY:HA2	1.53	0.90
24:X:63:ILE:HD12	24:X:63:ILE:H	1.36	0.90
13:M:19:GLY:H	13:M:38:ARG:HH21	1.20	0.90
2:B:2336:A:H62	23:W:40:ARG:HD2	1.34	0.90
6:F:69:ALA:HB1	6:F:78:ILE:HG23	1.54	0.90

*Continued on next page...*

*Continued from previous page...*

Atom-1	Atom-2	Distance(Å)	Clash(Å)
10:J:35:ARG:HE	10:J:140:LEU:HD11	1.34	0.90
23:W:9:THR:HG23	23:W:10:ARG:HD3	1.53	0.90
17:Q:87:VAL:HG11	18:R:52:PRO:HA	1.54	0.89
2:B:309:A:H4'	21:U:16:LYS:HZ1	1.38	0.89
2:B:1060:U:N3	2:B:1088:A:N7	2.20	0.89
2:B:2355:G:H4'	23:W:20:LEU:HD13	1.52	0.89
4:D:33:ARG:HE	4:D:74:GLU:HB3	1.38	0.89
2:B:1024:G:H3'	2:B:1025:G:H5''	1.52	0.89
2:B:1099:G:H8	9:I:3:LYS:H	1.15	0.89
21:U:58:VAL:HG12	21:U:59:GLU:H	1.37	0.88
21:U:73:ASN:HD21	21:U:77:GLY:H	1.20	0.88
14:N:37:THR:HG22	14:N:39:PRO:HD2	1.56	0.88
2:B:1059:G:H1'	9:I:127:SER:HB3	1.55	0.88
4:D:46:ARG:HH12	4:D:86:GLU:H	1.21	0.88
10:J:64:VAL:HG11	10:J:69:ARG:HB2	1.54	0.88
2:B:2314:A:H5'	6:F:34:THR:HG21	1.55	0.87
2:B:71:A:H4'	2:B:72:U:H5'	1.56	0.87
8:H:81:ALA:HB2	8:H:147:VAL:HG23	1.57	0.87
2:B:858:G:N3	2:B:2268:A:H2'	1.89	0.87
8:H:93:SER:HG	8:H:122:LEU:HB3	1.40	0.87
2:B:1099:G:C8	9:I:3:LYS:N	2.42	0.87
8:H:81:ALA:HA	8:H:146:VAL:HG13	1.56	0.86
13:M:19:GLY:H	13:M:38:ARG:NH2	1.73	0.86
22:V:63:ILE:H	22:V:70:ILE:HG13	1.38	0.86
2:B:1012:U:O4	10:J:30:THR:HG21	1.74	0.86
13:M:127:LYS:H	13:M:127:LYS:HD3	1.38	0.86
6:F:11:VAL:HG12	6:F:12:VAL:H	1.38	0.86
13:M:38:ARG:HH11	13:M:38:ARG:HB3	1.40	0.86
2:B:1568:G:H4'	3:C:58:LYS:HB3	1.57	0.86
2:B:2305:U:H1'	6:F:132:ARG:HA	1.55	0.86
5:E:75:SER:O	5:E:77:ILE:N	2.08	0.86
2:B:1098:A:C3'	9:I:3:LYS:HA	2.04	0.86
2:B:1309:G:H4'	29:2:7:PRO:HB2	1.58	0.85
5:E:108:ILE:HG12	12:L:2:ARG:HH22	1.38	0.85
12:L:103:ILE:H	12:L:103:ILE:HD12	1.39	0.85
17:Q:10:ARG:HA	17:Q:13:HIS:HB2	1.58	0.85
16:P:50:ARG:HB3	16:P:57:ALA:N	1.91	0.85
2:B:870:U:H2'	2:B:871:U:H5''	1.57	0.85
17:Q:4:LYS:HE3	17:Q:7:VAL:H	1.40	0.85
23:W:24:ARG:HA	23:W:66:VAL:H	1.39	0.85
22:V:70:ILE:HG12	22:V:71:LYS:H	1.39	0.85
7:G:84:LYS:HG3	7:G:132:LEU:N	1.91	0.85

*Continued on next page...*

*Continued from previous page...*

Atom-1	Atom-2	Distance(Å)	Clash(Å)
2:B:1098:A:H2'	9:I:4:VAL:N	1.92	0.85
10:J:41:LYS:HZ1	10:J:51:GLY:HA2	1.40	0.85
17:Q:30:VAL:HG22	17:Q:31:TYR:H	1.41	0.85
20:T:53:VAL:HG11	20:T:87:LEU:HD22	1.59	0.85
8:H:116:ARG:HE	8:H:133:GLN:HB3	1.42	0.85
2:B:126:A:H5'	29:2:19:ARG:HG3	1.56	0.85
15:O:35:ILE:HD11	15:O:102:ARG:HE	1.42	0.85
7:G:53:PRO:HG2	7:G:61:TRP:N	1.92	0.84
20:T:5:GLU:HA	20:T:8:LEU:HB2	1.57	0.84
7:G:53:PRO:CG	7:G:61:TRP:H	1.90	0.84
2:B:2502:G:H5'	2:B:2503:A:H5''	1.57	0.84
7:G:89:VAL:HB	7:G:159:LYS:HA	1.59	0.84
23:W:49:ASN:HB2	23:W:60:ALA:HA	1.57	0.84
3:C:143:VAL:HB	3:C:153:LEU:HB2	1.59	0.84
2:B:1098:A:N7	9:I:3:LYS:HB3	1.93	0.83
11:K:34:VAL:HG23	11:K:35:GLY:H	1.43	0.83
4:D:184:ARG:HB2	4:D:186:LEU:HD13	1.60	0.83
2:B:1099:G:H5''	9:I:2:LYS:HA	1.58	0.83
2:B:2267:A:C8	2:B:2267:A:H3'	2.14	0.83
10:J:73:VAL:HG23	10:J:74:TYR:H	1.44	0.83
24:X:58:ILE:HD13	24:X:66:VAL:HG21	1.59	0.83
22:V:4:ILE:HB	22:V:63:ILE:HG13	1.58	0.83
8:H:144:VAL:HG12	8:H:145:ASN:H	1.43	0.83
22:V:63:ILE:N	22:V:70:ILE:HG13	1.94	0.83
20:T:11:LEU:HD22	20:T:11:LEU:H	1.44	0.82
6:F:177:ARG:HE	6:F:178:LYS:H	1.23	0.82
2:B:543:G:H3'	2:B:544:C:H5''	1.58	0.82
2:B:2305:U:H5''	6:F:130:GLY:HA3	1.62	0.82
9:I:121:ILE:HD13	9:I:121:ILE:H	1.44	0.82
4:D:14:ILE:HA	16:P:11:GLN:HE22	1.44	0.82
19:S:24:ILE:HG23	19:S:32:ALA:HB1	1.61	0.82
8:H:27:ARG:H	8:H:31:VAL:CG2	1.92	0.82
20:T:53:VAL:HG12	20:T:54:GLU:H	1.45	0.82
2:B:1060:U:C2	2:B:1088:A:N7	2.47	0.82
10:J:81:ILE:HG23	10:J:82:GLY:H	1.45	0.82
20:T:29:THR:H	20:T:91:GLN:HE22	1.25	0.82
21:U:78:LYS:HG2	21:U:79:ALA:H	1.44	0.82
4:D:8:LYS:HD3	4:D:197:THR:H	1.42	0.82
25:Y:7:ARG:HH21	25:Y:9:LYS:HD2	1.44	0.82
3:C:129:LEU:HD23	3:C:130:PRO:HD2	1.62	0.82
2:B:1993:U:H4'	4:D:133:THR:HG21	1.61	0.81
7:G:43:LYS:HB2	7:G:50:THR:HB	1.61	0.81

*Continued on next page...*

*Continued from previous page...*

Atom-1	Atom-2	Distance(Å)	Clash(Å)
2:B:1055:G:C8	2:B:1056:G:H1'	2.14	0.81
2:B:1082:U:C4	2:B:1086:A:C2	2.68	0.81
2:B:1022:G:H22	2:B:1142:A:H2	1.28	0.81
9:I:27:LEU:H	9:I:27:LEU:HD23	1.43	0.81
24:X:32:LEU:H	24:X:51:SER:HB2	1.45	0.81
2:B:286:U:H2'	2:B:287:G:C8	2.14	0.81
2:B:2065:C:H2'	2:B:2066:C:H6	1.46	0.81
18:R:25:LEU:HB3	18:R:27:ILE:HG12	1.60	0.81
19:S:22:ASP:HA	19:S:25:ARG:HH12	1.43	0.81
22:V:53:LYS:HD2	22:V:55:GLU:HG3	1.61	0.81
10:J:72:LYS:HB2	10:J:89:PHE:HB2	1.61	0.81
21:U:34:ILE:HG12	21:U:63:ALA:HB2	1.61	0.81
2:B:404:A:H4'	2:B:405:U:H5'	1.63	0.81
26:Z:16:LEU:HD22	26:Z:16:LEU:H	1.46	0.81
2:B:996:A:H4'	17:Q:91:ARG:HG2	1.63	0.80
6:F:34:THR:HG23	6:F:89:THR:HG22	1.63	0.80
13:M:19:GLY:N	13:M:38:ARG:HH21	1.79	0.80
8:H:31:VAL:CB	8:H:32:PRO:HD2	2.10	0.80
7:G:157:LYS:HB3	7:G:159:LYS:HG3	1.62	0.80
2:B:919:U:H2'	2:B:920:A:C8	2.17	0.80
23:W:24:ARG:HD3	23:W:65:LYS:HD3	1.63	0.80
8:H:27:ARG:H	8:H:31:VAL:HG23	1.47	0.80
9:I:9:LYS:HG2	9:I:57:VAL:HG13	1.63	0.80
2:B:670:A:H4'	2:B:671:C:H5'	1.64	0.80
2:B:1469:A:H2'	2:B:1470:A:C8	2.17	0.80
16:P:57:ALA:HA	16:P:73:PHE:O	1.79	0.80
5:E:61:ARG:NH1	5:E:64:GLY:HA3	1.96	0.80
8:H:7:ASP:HA	8:H:15:LEU:HD13	1.62	0.80
17:Q:87:VAL:HG21	18:R:52:PRO:N	1.96	0.80
4:D:47:ALA:HB2	4:D:83:ARG:HD2	1.64	0.80
6:F:6:TYR:HE2	6:F:10:GLU:HB2	1.46	0.80
15:O:111:ARG:HH11	15:O:112:GLU:HB2	1.47	0.79
2:B:27:G:H22	2:B:512:G:H2'	1.46	0.79
14:N:37:THR:HA	14:N:110:MET:HE2	1.65	0.79
30:3:22:LYS:H	30:3:48:MET:HB3	1.47	0.79
2:B:855:G:H21	23:W:23:LYS:CG	1.92	0.79
20:T:57:VAL:HG22	20:T:58:VAL:H	1.45	0.79
4:D:10:GLY:CA	4:D:26:VAL:H	1.95	0.79
10:J:58:ASN:HA	10:J:127:GLY:HA2	1.65	0.79
5:E:131:THR:HG22	5:E:161:ALA:H	1.47	0.79
16:P:91:VAL:HG11	16:P:96:LEU:HD11	1.64	0.79
2:B:309:A:H4'	21:U:16:LYS:NZ	1.97	0.79

*Continued on next page...*

*Continued from previous page...*

Atom-1	Atom-2	Distance(Å)	Clash(Å)
2:B:1141:U:H4'	2:B:1142:A:O4'	1.81	0.79
2:B:2898:U:H2'	2:B:2899:A:H8	1.47	0.79
2:B:922:C:HO2'	23:W:25:PHE:HZ	1.27	0.79
13:M:37:GLY:HA3	13:M:127:LYS:HE2	1.63	0.79
1:A:98:G:H1	22:V:14:LYS:HB2	1.47	0.79
9:I:21:PRO:HB2	9:I:22:PRO:HD3	1.64	0.79
12:L:19:LEU:HD23	12:L:31:GLY:HA3	1.65	0.79
6:F:102:LEU:O	6:F:103:ILE:HG22	1.83	0.79
19:S:84:ARG:HB3	19:S:96:ILE:HG23	1.65	0.79
21:U:14:THR:HG21	21:U:64:ILE:HD13	1.65	0.78
2:B:704:G:H2'	2:B:726:G:H22	1.46	0.78
19:S:4:ILE:HG22	19:S:106:VAL:HG13	1.66	0.78
2:B:1639:C:H2'	2:B:1640:A:H5''	1.66	0.78
20:T:73:ARG:HH21	20:T:73:ARG:HB3	1.48	0.78
7:G:167:VAL:HG23	7:G:168:VAL:H	1.49	0.78
4:D:9:VAL:HG22	16:P:4:ILE:HD11	1.64	0.78
10:J:25:LEU:HD22	10:J:26:GLY:N	1.98	0.78
9:I:45:THR:HA	9:I:48:ILE:HG22	1.66	0.78
2:B:1097:U:H2'	2:B:1098:A:O4'	1.82	0.78
28:1:33:LEU:H	28:1:51:ALA:HB3	1.48	0.78
14:N:49:GLU:HB2	14:N:50:PRO:HD3	1.65	0.78
4:D:122:VAL:H	4:D:127:PHE:HB2	1.49	0.78
10:J:41:LYS:NZ	10:J:51:GLY:HA2	1.97	0.78
7:G:120:ILE:HD11	7:G:132:LEU:HB2	1.64	0.78
7:G:84:LYS:HG2	7:G:85:LYS:H	1.47	0.77
4:D:151:THR:HB	4:D:152:PRO:HD3	1.66	0.77
6:F:163:GLU:C	6:F:166:ARG:HE	1.86	0.77
2:B:2071:A:H2'	2:B:2072:C:C6	2.19	0.77
13:M:38:ARG:NH1	13:M:38:ARG:HB3	1.99	0.77
5:E:5:LEU:HD12	5:E:10:SER:HB2	1.66	0.77
2:B:666:A:H4'	12:L:48:ARG:HD2	1.66	0.77
5:E:46:GLN:HG3	5:E:87:ALA:CB	2.14	0.77
7:G:100:ASN:N	7:G:100:ASN:HD22	1.82	0.77
10:J:23:LYS:HE3	10:J:142:ILE:HG12	1.67	0.77
10:J:45:THR:H	10:J:46:PRO:HD3	1.47	0.77
6:F:107:VAL:HG11	6:F:175:PRO:HG3	1.67	0.77
6:F:32:LYS:HA	6:F:95:MET:HG3	1.66	0.77
2:B:2800:A:H2'	2:B:2801:G:O4'	1.84	0.77
13:M:126:ILE:H	13:M:126:ILE:HD12	1.50	0.77
3:C:93:VAL:HG12	3:C:101:ARG:O	1.83	0.77
5:E:6:LYS:HB2	5:E:121:VAL:HG12	1.66	0.77
2:B:79:C:HO2'	2:B:346:A:H8	1.33	0.77

*Continued on next page...*



*Continued from previous page...*

Atom-1	Atom-2	Distance(Å)	Clash(Å)
2:B:1936:A:H61	2:B:1963:U:H3	1.32	0.76
2:B:141:G:N7	20:T:2:ILE:HD12	2.00	0.76
3:C:80:LEU:HD11	3:C:109:LEU:HB2	1.67	0.76
2:B:1714:U:H3'	2:B:1715:G:H5''	1.67	0.76
23:W:37:VAL:HG12	23:W:38:ARG:H	1.50	0.76
2:B:870:U:C2'	2:B:871:U:H5''	2.14	0.76
10:J:1:MET:HG2	10:J:2:LYS:HG2	1.67	0.76
2:B:2882:A:H4'	14:N:97:ILE:HD11	1.66	0.76
24:X:29:LEU:H	24:X:29:LEU:HD23	1.48	0.76
2:B:773:U:H5'	2:B:774:G:OP2	1.85	0.76
17:Q:82:LEU:HD23	17:Q:112:ALA:HB2	1.67	0.76
28:1:7:LYS:HA	28:1:23:THR:HG22	1.66	0.76
17:Q:71:ASN:HD21	17:Q:106:THR:HG23	1.51	0.76
2:B:704:G:H1'	2:B:727:A:N6	2.00	0.76
23:W:45:HIS:HB2	23:W:50:VAL:HG12	1.68	0.76
2:B:1654:A:HO2'	4:D:118:PHE:HB3	1.48	0.76
4:D:37:VAL:HG22	4:D:48:ILE:HG13	1.67	0.76
14:N:98:LEU:HD12	27:0:42:ILE:HD11	1.67	0.76
2:B:581:C:H2'	2:B:582:A:C8	2.20	0.76
3:C:52:HIS:HA	3:C:216:ARG:HB2	1.68	0.76
2:B:117:G:H5'	2:B:126:A:H8	1.51	0.76
20:T:69:ARG:HG3	20:T:70:HIS:H	1.50	0.76
2:B:222:A:N6	2:B:232:G:H1'	1.99	0.76
11:K:63:ARG:HD2	11:K:101:PRO:O	1.85	0.76
6:F:42:ALA:HA	6:F:49:LEU:HD21	1.67	0.76
2:B:90:U:H3'	2:B:91:A:H5''	1.67	0.76
22:V:30:ILE:HG12	22:V:91:PHE:HB2	1.68	0.76
2:B:1100:C:H41	9:I:1:ALA:H1	1.31	0.76
17:Q:4:LYS:HE3	17:Q:7:VAL:N	2.00	0.76
23:W:49:ASN:HB3	23:W:81:ILE:HG12	1.68	0.76
22:V:44:HIS:CE1	22:V:85:LYS:HB2	2.20	0.76
7:G:122:ALA:HB2	7:G:132:LEU:HB3	1.66	0.76
2:B:222:A:H61	2:B:232:G:H1'	1.51	0.76
13:M:12:MET:HB2	13:M:72:PRO:HD2	1.66	0.76
10:J:106:LYS:HD3	10:J:116:ARG:HH11	1.49	0.75
6:F:64:PRO:HA	6:F:88:VAL:CG2	2.15	0.75
9:I:102:ARG:HG3	9:I:141:ASP:HA	1.66	0.75
2:B:1812:U:H2'	2:B:1813:G:H8	1.51	0.75
3:C:156:SER:O	3:C:194:VAL:HG11	1.87	0.75
2:B:28:A:H61	2:B:512:G:H1'	1.51	0.75
15:O:7:ARG:HA	15:O:10:ARG:NH2	2.01	0.75
8:H:49:ALA:HA	8:H:52:ALA:HB3	1.68	0.75

*Continued on next page...*



*Continued from previous page...*

Atom-1	Atom-2	Distance(Å)	Clash(Å)
10:J:118:MET:HA	10:J:121:LYS:HE2	1.67	0.75
17:Q:97:ILE:HD11	17:Q:108:LEU:HD11	1.68	0.75
2:B:1064:C:H4'	9:I:90:GLY:HA2	1.67	0.75
18:R:16:GLU:HA	18:R:98:ILE:HG22	1.69	0.75
2:B:2136:G:H2'	2:B:2137:U:H6	1.50	0.75
2:B:1022:G:N2	2:B:1142:A:H2	1.84	0.75
5:E:176:ASP:HB3	5:E:179:SER:HB2	1.67	0.75
2:B:2898:U:H2'	2:B:2899:A:C8	2.21	0.75
2:B:1244:A:H5''	12:L:8:PRO:HD3	1.68	0.75
2:B:276:U:H2'	2:B:276:U:O2	1.86	0.75
2:B:528:A:H2'	2:B:529:A:H5''	1.67	0.75
2:B:1381:G:H2'	2:B:1382:G:H5'	1.67	0.75
2:B:645:C:H3'	2:B:646:U:C5	2.22	0.75
13:M:40:ARG:HD3	13:M:93:VAL:HG21	1.68	0.75
9:I:72:THR:HG21	9:I:112:LYS:HA	1.69	0.74
4:D:5:VAL:H	4:D:32:ASN:HD21	1.34	0.74
15:O:76:LYS:O	15:O:80:GLU:HG2	1.87	0.74
2:B:1082:U:H5''	9:I:119:ALA:HB2	1.68	0.74
2:B:796:C:H2'	2:B:797:G:H8	1.50	0.74
9:I:105:LEU:HD13	9:I:129:GLU:HG2	1.67	0.74
2:B:345:A:H1'	2:B:346:A:H2	1.49	0.74
29:2:1:MET:HG2	29:2:2:LYS:H	1.52	0.74
6:F:110:ILE:HA	6:F:111:ARG:CZ	2.17	0.74
2:B:1515:A:H2'	2:B:1516:G:O4'	1.87	0.74
2:B:1072:C:N4	9:I:3:LYS:HE2	2.03	0.74
2:B:1104:C:H2'	2:B:1105:U:C6	2.22	0.74
7:G:100:ASN:H	7:G:100:ASN:HD22	1.33	0.74
2:B:547:A:C5'	2:B:548:G:H21	2.00	0.74
7:G:101:VAL:HA	7:G:115:GLN:HA	1.68	0.74
5:E:149:ILE:O	5:E:188:MET:HA	1.87	0.74
24:X:44:ARG:HG2	24:X:45:PHE:H	1.51	0.74
10:J:44:TYR:CE1	17:Q:59:LEU:HD13	2.23	0.74
2:B:2104:C:H2'	2:B:2105:U:H5	1.52	0.74
2:B:45:G:H5'	2:B:46:G:H5'	1.70	0.74
10:J:46:PRO:HD3	17:Q:59:LEU:HD21	1.67	0.74
15:O:62:LEU:HD11	15:O:70:ALA:HB2	1.68	0.74
2:B:1082:U:N3	2:B:1086:A:C2	2.56	0.74
2:B:1599:U:OP1	20:T:40:LYS:HB2	1.88	0.74
13:M:34:LYS:HZ3	22:V:82:TYR:HA	1.52	0.74
2:B:143:C:H2'	2:B:144:A:H8	1.53	0.73
11:K:51:VAL:HG11	11:K:57:LEU:HD11	1.69	0.73
2:B:1283:G:H22	2:B:1286:A:H5'	1.52	0.73

*Continued on next page...*

*Continued from previous page...*

Atom-1	Atom-2	Distance(Å)	Clash(Å)
13:M:38:ARG:HG2	13:M:98:PRO:HD3	1.71	0.73
2:B:580:U:H2'	2:B:581:C:C6	2.23	0.73
8:H:104:THR:HA	8:H:109:GLU:HA	1.70	0.73
2:B:2619:C:O2	4:D:161:MET:HE1	1.88	0.73
2:B:1552:A:H2'	2:B:1553:A:H5'	1.71	0.73
17:Q:107:ALA:HB3	18:R:46:GLU:OE1	1.88	0.73
20:T:40:LYS:NZ	20:T:60:THR:H	1.85	0.73
28:1:33:LEU:N	28:1:51:ALA:HB3	2.03	0.73
2:B:674:G:H2'	2:B:804:A:H61	1.53	0.73
6:F:147:ARG:HG2	6:F:148:VAL:HG22	1.69	0.73
9:I:55:PRO:HD3	9:I:74:PRO:HD3	1.70	0.73
2:B:2472:G:H2'	2:B:2475:C:H42	1.53	0.73
2:B:2353:G:H1'	23:W:30:VAL:CG1	2.18	0.73
2:B:2306:C:H2'	2:B:2307:G:H21	1.53	0.73
2:B:1779:U:H5	2:B:1784:A:N7	1.87	0.73
2:B:1021:A:H61	2:B:1142:A:N6	1.86	0.73
5:E:2:GLU:HG3	5:E:13:THR:N	2.03	0.73
2:B:2880:C:O4'	14:N:91:ALA:HB3	1.88	0.73
17:Q:87:VAL:HG21	18:R:52:PRO:CD	2.19	0.73
2:B:1287:A:OP1	14:N:104:ALA:HB3	1.88	0.73
10:J:124:VAL:O	10:J:125:TYR:HB2	1.88	0.73
10:J:3:THR:HG21	17:Q:60:TRP:NE1	2.03	0.73
21:U:41:VAL:HG13	21:U:62:ALA:HB2	1.71	0.73
30:3:22:LYS:HA	30:3:48:MET:H	1.54	0.73
2:B:1080:A:H2'	2:B:1081:U:H6	1.54	0.73
1:A:49:C:H2'	1:A:50:A:H8	1.53	0.73
2:B:2015:A:C2	27:0:2:VAL:HG12	2.23	0.73
2:B:2064:C:H2'	2:B:2065:C:C6	2.23	0.73
2:B:992:C:H4'	18:R:74:ILE:HD13	1.71	0.73
3:C:144:GLU:HG3	3:C:151:GLY:N	2.04	0.72
3:C:183:VAL:HG13	3:C:184:GLU:N	2.00	0.72
20:T:40:LYS:HZ2	20:T:60:THR:H	1.34	0.72
2:B:2091:C:H3'	2:B:2092:U:H5''	1.68	0.72
3:C:130:PRO:HG2	3:C:133:ASN:HD22	1.54	0.72
2:B:2012:G:H4'	19:S:96:ILE:HD11	1.70	0.72
8:H:9:VAL:HB	8:H:12:LEU:O	1.89	0.72
23:W:36:ILE:O	23:W:39:GLN:HB3	1.89	0.72
10:J:45:THR:OG1	10:J:48:VAL:HB	1.89	0.72
6:F:35:LEU:HA	6:F:152:ASP:O	1.90	0.72
2:B:704:G:H1'	2:B:727:A:H61	1.54	0.72
2:B:1056:G:H5'	2:B:1057:A:H5'	1.71	0.72
3:C:89:ASN:O	3:C:105:ALA:HB3	1.87	0.72

*Continued on next page...*

*Continued from previous page...*

Atom-1	Atom-2	Distance(Å)	Clash(Å)
3:C:83:ASP:HB2	3:C:90:ILE:HG12	1.70	0.72
2:B:2136:G:H2'	2:B:2137:U:C6	2.24	0.72
2:B:1447:C:H2'	2:B:1448:G:H8	1.53	0.72
9:I:20:SER:HB3	9:I:21:PRO:HD3	1.69	0.72
2:B:1059:G:H4'	9:I:116:MET:HG2	1.72	0.72
5:E:148:ILE:HB	5:E:169:VAL:HG12	1.70	0.72
2:B:1019:U:H2'	2:B:1020:A:C8	2.24	0.72
2:B:1099:G:C8	9:I:3:LYS:HB2	2.25	0.72
2:B:2755:C:O2'	2:B:2756:U:H2'	1.89	0.72
4:D:51:THR:HG21	4:D:75:ALA:O	1.90	0.72
4:D:46:ARG:NH1	4:D:86:GLU:H	1.88	0.71
22:V:63:ILE:HG22	22:V:65:VAL:HG13	1.72	0.71
2:B:1169:A:H2'	2:B:1170:C:C6	2.25	0.71
2:B:272:A:H2'	2:B:273:G:O4'	1.89	0.71
2:B:654:A:H2'	2:B:655:A:H5''	1.72	0.71
2:B:558:U:OP1	10:J:113:PRO:HG2	1.90	0.71
28:1:16:THR:HG21	28:1:39:ASP:OD2	1.91	0.71
1:A:104:A:H2'	1:A:105:G:O4'	1.89	0.71
10:J:106:LYS:HD3	10:J:116:ARG:NH1	2.05	0.71
8:H:80:ILE:HG22	8:H:81:ALA:H	1.53	0.71
11:K:98:ILE:HD13	11:K:117:LEU:HD13	1.71	0.71
2:B:95:A:C4'	25:Y:38:GLN:HE22	1.97	0.71
18:R:25:LEU:H	18:R:94:THR:HG21	1.54	0.71
2:B:2306:C:H2'	2:B:2307:G:N2	2.05	0.71
3:C:93:VAL:HG13	3:C:94:LEU:H	1.55	0.71
8:H:141:LYS:HD2	8:H:141:LYS:H	1.54	0.71
4:D:108:ASP:OD2	4:D:173:GLN:HA	1.90	0.71
2:B:115:C:O2'	2:B:116:C:H5'	1.91	0.71
21:U:39:ASN:HB3	21:U:62:ALA:N	2.06	0.71
2:B:320:A:H4'	2:B:322:A:N7	2.04	0.71
9:I:85:ILE:HD13	9:I:137:LEU:HD21	1.73	0.71
22:V:29:ILE:HG22	22:V:39:ALA:HA	1.72	0.71
20:T:32:LEU:H	20:T:83:ALA:HB3	1.55	0.71
20:T:60:THR:HB	20:T:81:LYS:HD2	1.73	0.71
1:A:11:C:H3'	1:A:12:C:H5''	1.70	0.71
26:Z:6:ILE:O	26:Z:34:THR:HA	1.91	0.71
2:B:826:U:O2'	12:L:53:GLY:HA3	1.90	0.71
2:B:639:U:H2'	2:B:640:C:C6	2.25	0.71
3:C:124:LYS:HB3	3:C:127:ASN:ND2	2.05	0.71
2:B:1060:U:H5	9:I:131:THR:HG22	1.56	0.71
2:B:27:G:HO2'	2:B:28:A:H8	1.38	0.71
2:B:1739:A:H2'	2:B:1740:G:O4'	1.91	0.71

*Continued on next page...*

*Continued from previous page...*

Atom-1	Atom-2	Distance(Å)	Clash(Å)
6:F:2:LYS:HD2	6:F:100:GLU:HG2	1.72	0.71
2:B:1437:C:H2'	2:B:1438:U:C6	2.25	0.71
1:A:7:G:H1'	15:O:38:GLN:HE22	1.56	0.71
2:B:1099:G:O4'	9:I:4:VAL:HB	1.90	0.71
20:T:44:LYS:O	20:T:48:GLN:HG2	1.91	0.71
7:G:23:ILE:HD11	7:G:42:VAL:HG11	1.72	0.71
2:B:1060:U:C4	2:B:1088:A:N6	2.58	0.71
2:B:1558:C:H4'	2:B:1559:U:H5'	1.73	0.71
28:1:39:ASP:HB3	28:1:48:TYR:OH	1.90	0.71
2:B:832:U:H2'	2:B:833:A:H8	1.54	0.71
5:E:49:ARG:NH1	5:E:72:SER:HB2	2.06	0.71
15:O:24:THR:HG22	15:O:42:PRO:HD3	1.73	0.71
21:U:35:VAL:HB	21:U:38:ILE:HG21	1.72	0.70
22:V:70:ILE:HD13	22:V:70:ILE:N	2.06	0.70
1:A:32:U:H1'	1:A:52:A:N7	2.06	0.70
17:Q:56:PHE:C	17:Q:58:GLN:H	1.93	0.70
5:E:74:LYS:O	5:E:76:PRO:HD3	1.91	0.70
8:H:32:PRO:HG3	24:X:38:TRP:HB3	1.73	0.70
7:G:100:ASN:ND2	7:G:101:VAL:H	1.89	0.70
7:G:101:VAL:HG12	7:G:115:GLN:HB2	1.72	0.70
2:B:705:A:N6	2:B:726:G:H1'	2.05	0.70
2:B:1381:G:C2'	2:B:1382:G:H5'	2.21	0.70
2:B:832:U:H2'	2:B:833:A:C8	2.26	0.70
1:A:29:A:H3'	1:A:30:C:H6	1.55	0.70
12:L:77:ILE:HG12	12:L:101:ILE:HD11	1.73	0.70
18:R:4:VAL:HG23	18:R:39:LEU:H	1.54	0.70
22:V:79:ARG:HA	22:V:86:LEU:HA	1.72	0.70
2:B:480:A:H5'	21:U:43:LYS:HE2	1.74	0.70
7:G:54:ARG:HD3	7:G:55:ASP:H	1.55	0.70
3:C:158:GLY:H	3:C:194:VAL:HG13	1.56	0.70
18:R:51:VAL:HB	18:R:52:PRO:HD2	1.73	0.70
2:B:871:U:H2'	2:B:872:U:H6	1.55	0.70
1:A:75:G:H1'	22:V:29:ILE:HG12	1.74	0.70
2:B:480:A:H3'	2:B:481:G:H5''	1.74	0.70
18:R:76:LYS:HB2	18:R:85:LYS:HB3	1.71	0.70
3:C:28:PRO:HG2	3:C:33:LEU:HD11	1.74	0.70
2:B:810:U:O4	12:L:30:THR:HG22	1.91	0.70
2:B:172:A:H2'	2:B:173:A:H8	1.56	0.70
12:L:62:PRO:HB3	30:3:29:ARG:NH2	2.07	0.70
3:C:171:VAL:HG23	3:C:185:ALA:HB2	1.73	0.70
15:O:68:LYS:H	15:O:102:ARG:HD2	1.55	0.70
19:S:24:ILE:CG2	19:S:71:VAL:HG11	2.22	0.70

*Continued on next page...*

*Continued from previous page...*

Atom-1	Atom-2	Distance(Å)	Clash(Å)
3:C:15:VAL:HG22	3:C:205:GLY:HA3	1.73	0.70
23:W:17:ALA:HB1	23:W:36:ILE:HA	1.74	0.70
23:W:18:LYS:HA	23:W:36:ILE:HG13	1.73	0.70
11:K:111:PHE:O	11:K:114:ILE:HG22	1.92	0.70
4:D:107:VAL:H	4:D:205:PRO:HA	1.56	0.70
21:U:81:ARG:HD2	21:U:96:LYS:HG3	1.74	0.70
2:B:2771:C:H5''	4:D:207:VAL:HG11	1.72	0.70
20:T:38:ALA:HB2	20:T:81:LYS:HZ1	1.55	0.70
5:E:175:ILE:HG13	5:E:180:LEU:HD21	1.74	0.70
4:D:35:THR:HB	4:D:67:HIS:HE1	1.56	0.70
18:R:77:PHE:HD2	18:R:84:ARG:HG2	1.55	0.70
17:Q:60:TRP:O	17:Q:64:ILE:HG12	1.91	0.70
2:B:580:U:H2'	2:B:581:C:H6	1.56	0.70
1:A:89:U:H1'	2:B:958:U:H2'	1.73	0.70
17:Q:91:ARG:NH1	18:R:10:LYS:HB3	2.07	0.69
20:T:29:THR:N	20:T:91:GLN:HE22	1.90	0.69
2:B:2306:C:H3'	2:B:2307:G:C5'	2.20	0.69
2:B:2336:A:N6	23:W:40:ARG:NH1	2.40	0.69
4:D:113:SER:HB2	4:D:168:GLU:H	1.57	0.69
8:H:65:ALA:HB1	8:H:134:VAL:HB	1.73	0.69
2:B:2073:C:H5''	3:C:227:VAL:HG12	1.73	0.69
17:Q:29:ARG:O	17:Q:30:VAL:HB	1.91	0.69
8:H:116:ARG:O	8:H:118:PRO:HD3	1.92	0.69
2:B:1386:C:H2'	2:B:1387:A:C8	2.28	0.69
8:H:5:LEU:HD13	8:H:13:GLY:HA2	1.74	0.69
9:I:105:LEU:HD11	9:I:139:VAL:HG21	1.73	0.69
2:B:1582:C:H2'	2:B:1583:A:O4'	1.92	0.69
23:W:66:VAL:HA	23:W:81:ILE:HG22	1.73	0.69
4:D:114:LYS:HD2	4:D:116:LYS:HE3	1.74	0.69
2:B:796:C:H2'	2:B:797:G:C8	2.28	0.69
2:B:265:A:O2'	2:B:266:G:H4'	1.91	0.69
2:B:363:G:H2'	2:B:364:C:C6	2.28	0.69
6:F:82:TYR:OH	6:F:84:ILE:HD13	1.92	0.69
2:B:543:G:C2	2:B:545:U:H4'	2.27	0.69
5:E:131:THR:HG22	5:E:161:ALA:N	2.06	0.69
4:D:106:LYS:HB3	4:D:206:ALA:HB3	1.72	0.69
14:N:116:VAL:HG13	14:N:117:ASP:H	1.55	0.69
12:L:6:LEU:HD23	12:L:6:LEU:H	1.57	0.69
16:P:61:ARG:NH1	16:P:100:ARG:HA	2.07	0.69
16:P:88:ARG:HB2	16:P:112:ARG:HH12	1.58	0.69
2:B:1058:U:H1'	9:I:117:THR:CG2	2.22	0.69
22:V:70:ILE:HG12	22:V:71:LYS:N	2.05	0.69

*Continued on next page...*

*Continued from previous page...*

Atom-1	Atom-2	Distance(Å)	Clash(Å)
2:B:1168:G:H2'	2:B:1169:A:C8	2.28	0.69
2:B:856:G:H1'	23:W:23:LYS:HB3	1.73	0.69
24:X:50:VAL:HG12	24:X:51:SER:H	1.57	0.69
21:U:81:ARG:HH21	21:U:81:ARG:HG3	1.56	0.69
2:B:401:A:H2'	2:B:402:A:C8	2.28	0.69
2:B:1272:A:N7	2:B:1618:A:H1'	2.08	0.69
2:B:851:C:H2'	2:B:852:U:C6	2.27	0.69
2:B:922:C:O2'	23:W:25:PHE:HZ	1.74	0.69
10:J:93:ILE:O	10:J:97:PRO:HG3	1.93	0.69
14:N:97:ILE:HD12	14:N:98:LEU:H	1.58	0.69
2:B:277:G:H4'	2:B:278:A:N7	2.07	0.69
15:O:17:LYS:HE2	15:O:21:LEU:HD21	1.73	0.69
21:U:58:VAL:HG12	21:U:59:GLU:N	2.07	0.69
19:S:32:ALA:HA	19:S:35:ILE:HD11	1.75	0.69
1:A:52:A:H2'	1:A:53:A:H8	1.56	0.69
6:F:139:GLU:CD	6:F:140:ILE:H	1.96	0.69
2:B:1746:A:H2'	2:B:1747:U:C6	2.27	0.69
17:Q:105:PHE:HA	17:Q:108:LEU:HD12	1.73	0.69
17:Q:87:VAL:HG12	17:Q:88:GLU:H	1.58	0.69
4:D:14:ILE:HG23	4:D:22:ILE:HB	1.75	0.69
7:G:126:THR:HG22	7:G:127:GLN:H	1.58	0.69
14:N:106:ASP:C	14:N:108:ALA:H	1.95	0.69
20:T:29:THR:CA	20:T:86:THR:HA	2.22	0.68
2:B:309:A:H4'	21:U:15:GLY:HA3	1.75	0.68
2:B:345:A:N3	2:B:346:A:N1	2.41	0.68
2:B:1794:A:H2'	2:B:1795:C:C6	2.28	0.68
11:K:42:ILE:HD12	11:K:55:ASP:HB2	1.74	0.68
16:P:49:ILE:H	16:P:95:LYS:HE3	1.57	0.68
7:G:97:VAL:HG11	7:G:123:GLU:HA	1.75	0.68
2:B:75:G:H4'	25:Y:48:ARG:NH2	2.07	0.68
2:B:1176:U:H2'	2:B:1177:G:O4'	1.94	0.68
3:C:20:ASN:HB2	3:C:23:LEU:HD13	1.75	0.68
28:1:26:LYS:HD3	28:1:52:LYS:NZ	2.07	0.68
2:B:1060:U:O2	2:B:1088:A:N7	2.27	0.68
2:B:1059:G:H5'	9:I:116:MET:HA	1.76	0.68
2:B:1447:C:H2'	2:B:1448:G:C8	2.28	0.68
12:L:79:LEU:HB2	12:L:113:ALA:H	1.56	0.68
21:U:85:ARG:NE	21:U:85:ARG:HA	2.08	0.68
5:E:48:THR:HG22	5:E:86:ALA:HB3	1.76	0.68
2:B:2742:G:OP1	31:4:36:ARG:HD2	1.94	0.68
2:B:2377:A:H2'	2:B:2378:A:C8	2.28	0.68
2:B:2297:A:C2	2:B:2320:U:H4'	2.28	0.68

*Continued on next page...*

*Continued from previous page...*

Atom-1	Atom-2	Distance(Å)	Clash(Å)
23:W:23:LYS:CD	23:W:24:ARG:HG3	2.20	0.68
20:T:55:VAL:HG22	20:T:87:LEU:HD23	1.75	0.68
4:D:34:VAL:HG21	4:D:90:PHE:O	1.93	0.68
10:J:77:HIS:CD2	10:J:84:ILE:H	2.11	0.68
7:G:106:LEU:HD13	7:G:151:ARG:HB2	1.76	0.68
2:B:2498:C:O2'	2:B:2499:C:H5'	1.93	0.68
2:B:2365:G:H4'	23:W:59:PHE:CD1	2.28	0.68
23:W:18:LYS:HA	23:W:36:ILE:CG1	2.24	0.68
25:Y:46:VAL:O	25:Y:50:VAL:HG23	1.93	0.68
25:Y:17:GLU:HB3	25:Y:53:VAL:HG11	1.74	0.68
6:F:69:ALA:CB	6:F:78:ILE:HG23	2.24	0.68
20:T:87:LEU:HB2	20:T:91:GLN:HG2	1.75	0.68
2:B:1060:U:C5	9:I:131:THR:HG22	2.28	0.68
9:I:73:PRO:HG2	9:I:78:LEU:HD21	1.75	0.68
2:B:307:G:N2	2:B:309:A:H3'	2.08	0.68
4:D:33:ARG:HD3	4:D:51:THR:HB	1.76	0.68
14:N:47:VAL:O	14:N:50:PRO:HD2	1.94	0.68
18:R:1:MET:HB3	18:R:101:ILE:HG21	1.73	0.68
2:B:528:A:C2	2:B:2043:C:H4'	2.28	0.68
2:B:2286:G:H4'	2:B:2287:A:O4'	1.93	0.68
31:4:3:VAL:HG23	31:4:4:ARG:H	1.57	0.68
7:G:157:LYS:HD3	7:G:159:LYS:HD2	1.76	0.68
7:G:38:ASP:CG	7:G:39:ALA:H	1.96	0.68
10:J:12:LYS:HB2	10:J:41:LYS:HZ3	1.59	0.68
8:H:117:LEU:H	8:H:117:LEU:HD12	1.58	0.68
22:V:76:ASP:H	22:V:90:ASP:HB2	1.57	0.68
23:W:77:LYS:O	23:W:78:PHE:HB2	1.94	0.68
2:B:1536:C:H1'	2:B:1537:G:N2	2.08	0.68
2:B:286:U:H2'	2:B:287:G:H8	1.59	0.68
2:B:365:U:H2'	2:B:366:C:C6	2.29	0.68
2:B:2332:C:H4'	23:W:40:ARG:HE	1.58	0.68
30:3:14:LYS:NZ	30:3:22:LYS:HG2	2.09	0.68
2:B:2070:A:H2'	2:B:2071:A:C8	2.29	0.68
5:E:2:GLU:HG2	5:E:11:ALA:HB1	1.76	0.68
2:B:2181:U:H2'	2:B:2182:U:C6	2.29	0.68
2:B:710:U:H2'	2:B:711:G:H8	1.58	0.68
15:O:105:ALA:C	15:O:107:ALA:H	1.97	0.67
2:B:581:C:H2'	2:B:582:A:H8	1.59	0.67
14:N:73:ASN:HA	14:N:76:VAL:HG22	1.76	0.67
2:B:1591:A:H2'	2:B:1592:C:C6	2.29	0.67
3:C:131:MET:HA	3:C:134:ILE:HG12	1.77	0.67
8:H:93:SER:OG	8:H:122:LEU:HB3	1.92	0.67

*Continued on next page...*



*Continued from previous page...*

Atom-1	Atom-2	Distance(Å)	Clash(Å)
2:B:1021:A:H62	2:B:1141:U:H3	1.40	0.67
2:B:2141:G:H2'	2:B:2142:A:H8	1.58	0.67
2:B:1203:U:H3'	2:B:1204:A:H5''	1.75	0.67
20:T:12:ARG:NH2	25:Y:29:ARG:HE	1.92	0.67
2:B:849:A:H2'	2:B:850:U:C6	2.29	0.67
2:B:1727:C:H2'	2:B:1728:C:C6	2.28	0.67
17:Q:94:LEU:CD1	18:R:13:ARG:HB2	2.24	0.67
24:X:30:PRO:HB2	24:X:32:LEU:HD13	1.76	0.67
13:M:71:LYS:HD3	13:M:95:LEU:HD13	1.76	0.67
25:Y:48:ARG:HB2	25:Y:48:ARG:HH11	1.60	0.67
2:B:2356:U:H4'	23:W:16:GLU:HG3	1.75	0.67
3:C:124:LYS:HE2	3:C:127:ASN:HD21	1.59	0.67
2:B:2900:A:H2'	2:B:2901:C:C6	2.29	0.67
1:A:98:G:N1	22:V:14:LYS:HB2	2.09	0.67
3:C:245:THR:O	3:C:247:TRP:N	2.26	0.67
4:D:148:GLN:CG	4:D:152:PRO:HG2	2.16	0.67
16:P:75:THR:HG23	16:P:76:HIS:N	2.06	0.67
3:C:16:VAL:H	3:C:203:VAL:HG12	1.59	0.67
2:B:2021:C:OP1	27:O:8:THR:HG21	1.94	0.67
19:S:17:VAL:C	19:S:19:LEU:H	1.98	0.67
13:M:34:LYS:HB3	13:M:129:THR:HG22	1.77	0.67
2:B:2472:G:O6	2:B:2476:A:H4'	1.95	0.67
2:B:172:A:H2'	2:B:173:A:C8	2.30	0.67
16:P:45:VAL:H	16:P:60:VAL:HG13	1.59	0.67
2:B:155:A:H2'	2:B:156:A:C8	2.30	0.67
16:P:59:THR:H	16:P:72:VAL:HA	1.59	0.67
13:M:6:ARG:HD2	13:M:8:LYS:NZ	2.10	0.67
16:P:5:LYS:HA	16:P:8:GLU:HB2	1.77	0.67
2:B:139:U:H3	20:T:1:MET:HG2	1.59	0.67
11:K:75:VAL:H	16:P:72:VAL:HG23	1.60	0.67
30:3:28:LEU:HD22	30:3:43:LEU:HB3	1.75	0.67
2:B:151:C:H2'	2:B:152:A:C8	2.30	0.67
7:G:85:LYS:O	7:G:85:LYS:HG2	1.95	0.67
2:B:1174:U:O2'	2:B:1175:A:H3'	1.94	0.67
6:F:122:ASP:HB2	6:F:126:ASN:OD1	1.94	0.67
10:J:25:LEU:HD22	10:J:26:GLY:H	1.60	0.67
2:B:2328:A:H2'	2:B:2329:U:C6	2.30	0.67
19:S:22:ASP:HA	19:S:25:ARG:NH1	2.09	0.67
13:M:12:MET:HE1	13:M:71:LYS:HD2	1.77	0.67
20:T:8:LEU:HD21	20:T:46:ALA:HA	1.75	0.67
25:Y:56:LEU:HA	25:Y:59:GLU:HG3	1.77	0.67
3:C:93:VAL:HG13	3:C:94:LEU:N	2.09	0.67

*Continued on next page...*



*Continued from previous page...*

Atom-1	Atom-2	Distance(Å)	Clash(Å)
15:O:7:ARG:HA	15:O:10:ARG:HH22	1.60	0.67
2:B:1506:U:H2'	2:B:1507:C:C6	2.29	0.67
22:V:42:LEU:HD11	22:V:89:ILE:HD11	1.76	0.67
25:Y:32:ALA:HB2	25:Y:37:LEU:HD12	1.77	0.66
9:I:2:LYS:O	9:I:3:LYS:HG3	1.94	0.66
2:B:1639:C:C2'	2:B:1640:A:H5''	2.25	0.66
24:X:44:ARG:HG2	24:X:45:PHE:N	2.09	0.66
8:H:66:ASN:HA	8:H:138:VAL:HG11	1.77	0.66
2:B:2595:G:H1	3:C:238:ASN:HD21	1.41	0.66
3:C:68:ARG:HB3	3:C:128:THR:HG21	1.76	0.66
3:C:14:HIS:O	3:C:203:VAL:HG11	1.95	0.66
2:B:1534:U:H2'	2:B:1536:C:N3	2.10	0.66
23:W:27:GLY:HA2	23:W:31:LEU:HD12	1.77	0.66
2:B:2438:U:O2'	2:B:2439:A:H5''	1.94	0.66
12:L:124:GLY:N	12:L:143:GLU:HG3	2.11	0.66
5:E:104:ALA:O	5:E:108:ILE:HG22	1.95	0.66
2:B:125:A:H3'	2:B:126:A:H5''	1.77	0.66
2:B:215:G:H4'	2:B:216:A:H4'	1.77	0.66
2:B:594:U:H2'	2:B:595:C:C6	2.29	0.66
2:B:2292:U:H2'	2:B:2293:G:H8	1.59	0.66
6:F:66:ILE:HA	6:F:85:GLY:O	1.95	0.66
2:B:1551:A:H3'	2:B:1552:A:H5''	1.76	0.66
2:B:710:U:H2'	2:B:711:G:C8	2.30	0.66
2:B:151:C:H2'	2:B:152:A:H8	1.59	0.66
8:H:70:GLU:OE1	8:H:71:LYS:HD3	1.96	0.66
4:D:34:VAL:HG12	4:D:48:ILE:HD11	1.76	0.66
5:E:181:ILE:HD11	12:L:2:ARG:C	2.15	0.66
26:Z:16:LEU:O	26:Z:19:HIS:HB2	1.95	0.66
2:B:2649:C:H2'	2:B:2650:U:H6	1.61	0.66
13:M:34:LYS:NZ	22:V:82:TYR:HA	2.10	0.66
2:B:2065:C:H2'	2:B:2066:C:C6	2.30	0.66
30:3:14:LYS:HZ2	30:3:22:LYS:HG2	1.60	0.66
3:C:216:ARG:HH11	3:C:216:ARG:HG3	1.61	0.66
16:P:88:ARG:HB2	16:P:112:ARG:NH1	2.11	0.66
2:B:2341:G:H2'	2:B:2342:C:C6	2.30	0.66
31:4:7:VAL:HG23	31:4:35:GLN:HB2	1.76	0.66
2:B:2091:C:H3'	2:B:2092:U:C5'	2.26	0.66
2:B:1022:G:N2	2:B:1142:A:C2	2.63	0.66
4:D:38:LYS:HZ1	4:D:42:ASN:HB2	1.60	0.66
2:B:1175:A:H2'	2:B:1176:U:O4'	1.95	0.66
21:U:85:ARG:HD3	21:U:86:PHE:H	1.59	0.66
2:B:2835:A:H61	2:B:2878:U:H2'	1.61	0.66

*Continued on next page...*

*Continued from previous page...*

Atom-1	Atom-2	Distance(Å)	Clash(Å)
2:B:962:G:N2	2:B:2250:G:H1	1.93	0.66
2:B:1324:G:H1'	2:B:1616:A:N6	2.11	0.66
2:B:2294:G:OP1	15:O:10:ARG:HD3	1.96	0.66
2:B:1810:A:H2'	2:B:1811:G:O4'	1.95	0.66
3:C:103:ILE:HG22	3:C:105:ALA:H	1.61	0.66
12:L:124:GLY:H	12:L:143:GLU:CB	2.09	0.66
21:U:90:LYS:HE2	21:U:92:VAL:HG22	1.78	0.66
19:S:24:ILE:HG22	19:S:71:VAL:HG11	1.77	0.66
2:B:1469:A:H2'	2:B:1470:A:H8	1.57	0.66
7:G:148:ARG:HA	7:G:161:VAL:HB	1.77	0.66
3:C:173:LEU:HD22	3:C:173:LEU:H	1.61	0.66
20:T:32:LEU:N	20:T:83:ALA:HB3	2.11	0.66
2:B:138:U:H2'	2:B:140:C:C4	2.30	0.66
4:D:105:LYS:HE3	4:D:176:ASP:HB3	1.76	0.66
16:P:45:VAL:H	16:P:60:VAL:CG1	2.09	0.66
2:B:962:G:H21	2:B:2250:G:H1	1.42	0.66
3:C:144:GLU:HG3	3:C:151:GLY:H	1.59	0.65
6:F:15:LEU:O	6:F:18:GLU:HB3	1.95	0.65
24:X:32:LEU:HD23	24:X:49:ARG:NH2	2.11	0.65
23:W:40:ARG:HH11	23:W:40:ARG:HG3	1.61	0.65
9:I:27:LEU:HD12	9:I:32:VAL:HG11	1.78	0.65
1:A:49:C:H2'	1:A:50:A:C8	2.30	0.65
2:B:70:G:H3'	2:B:113:U:H4'	1.78	0.65
21:U:26:ASN:HD21	21:U:34:ILE:HD12	1.60	0.65
12:L:79:LEU:HG	12:L:112:LEU:HA	1.79	0.65
4:D:57:ALA:O	4:D:60:VAL:HG22	1.97	0.65
24:X:36:ARG:HH21	24:X:36:ARG:HB3	1.61	0.65
2:B:742:A:H2'	2:B:743:A:C8	2.31	0.65
4:D:48:ILE:HD12	4:D:89:GLU:HG2	1.79	0.65
19:S:37:THR:HG23	19:S:48:LYS:HE3	1.78	0.65
20:T:11:LEU:CD2	20:T:46:ALA:HB1	2.22	0.65
2:B:143:C:H2'	2:B:144:A:C8	2.30	0.65
12:L:79:LEU:HA	12:L:82:LEU:HD13	1.77	0.65
7:G:145:ALA:HA	7:G:148:ARG:HE	1.60	0.65
2:B:1683:U:H2'	2:B:1684:G:C8	2.31	0.65
19:S:40:ASN:H	19:S:40:ASN:ND2	1.93	0.65
2:B:1599:U:OP2	20:T:40:LYS:HD2	1.96	0.65
4:D:182:ALA:C	4:D:184:ARG:H	1.99	0.65
2:B:705:A:H61	2:B:726:G:H1'	1.60	0.65
2:B:181:A:H2'	2:B:182:A:C8	2.32	0.65
2:B:1024:G:C3'	2:B:1025:G:H5''	2.25	0.65
2:B:2516:A:O2'	2:B:2517:C:H5'	1.97	0.65

*Continued on next page...*

*Continued from previous page...*

Atom-1	Atom-2	Distance(Å)	Clash(Å)
13:M:4:PRO:HG2	13:M:70:ASP:HA	1.78	0.65
9:I:102:ARG:HB2	9:I:141:ASP:O	1.97	0.65
18:R:34:GLU:HG2	18:R:60:LYS:HG2	1.77	0.65
2:B:1548:A:H2'	2:B:1549:A:C8	2.31	0.65
14:N:72:ASP:O	14:N:75:ILE:HG13	1.97	0.65
2:B:1099:G:O5'	9:I:4:VAL:N	2.29	0.65
22:V:21:ARG:HE	22:V:87:GLN:HB3	1.60	0.65
24:X:37:PHE:HE2	24:X:50:VAL:HG21	1.61	0.65
2:B:90:U:H3'	2:B:91:A:C5'	2.26	0.65
2:B:1532:A:H2'	2:B:1533:C:C6	2.32	0.65
3:C:244:VAL:HG12	3:C:250:GLN:H	1.60	0.65
6:F:124:ARG:HB3	6:F:126:ASN:ND2	2.11	0.65
2:B:2803:G:H2'	2:B:2804:U:C6	2.32	0.65
17:Q:91:ARG:HH12	18:R:10:LYS:HB3	1.61	0.65
6:F:168:LEU:HD22	6:F:169:LEU:N	2.10	0.65
31:4:15:LYS:O	31:4:16:ILE:HB	1.97	0.65
24:X:6:VAL:HG13	24:X:7:THR:HG23	1.79	0.65
7:G:3:VAL:O	7:G:68:ARG:HG3	1.97	0.65
2:B:287:G:H2'	2:B:288:U:C6	2.32	0.65
8:H:30:LEU:HA	8:H:35:LYS:HB2	1.78	0.65
20:T:12:ARG:HA	25:Y:29:ARG:HH12	1.61	0.65
11:K:107:ARG:HG3	11:K:107:ARG:O	1.96	0.65
2:B:246:C:N4	30:3:7:ARG:HG2	2.12	0.65
7:G:100:ASN:ND2	7:G:100:ASN:H	1.94	0.65
2:B:2880:C:H1'	14:N:93:GLY:H	1.62	0.65
2:B:668:A:H2'	2:B:670:A:H62	1.62	0.64
2:B:1939:U:H6	2:B:1939:U:H5'	1.62	0.64
2:B:2105:U:H2'	2:B:2106:U:C6	2.33	0.64
8:H:112:LYS:HD3	8:H:113:SER:H	1.62	0.64
2:B:1283:G:N2	2:B:1285:A:H3'	2.13	0.64
2:B:2547:A:H2'	2:B:2548:U:C6	2.32	0.64
15:O:11:ALA:HB2	15:O:96:GLY:H	1.62	0.64
23:W:10:ARG:O	23:W:11:ASN:HB2	1.97	0.64
9:I:112:LYS:O	9:I:116:MET:HG3	1.96	0.64
6:F:11:VAL:HG12	6:F:12:VAL:N	2.08	0.64
8:H:114:GLU:HB2	8:H:133:GLN:NE2	2.12	0.64
6:F:134:GLN:NE2	6:F:136:ILE:HD13	2.12	0.64
14:N:72:ASP:O	14:N:76:VAL:HG13	1.97	0.64
8:H:103:VAL:HG23	8:H:106:ALA:HB3	1.79	0.64
2:B:2810:A:H2'	2:B:2811:G:O4'	1.96	0.64
2:B:1273:U:H4'	2:B:1275:A:OP2	1.97	0.64
16:P:52:ARG:HG2	16:P:52:ARG:HH11	1.61	0.64

*Continued on next page...*

*Continued from previous page...*

Atom-1	Atom-2	Distance(Å)	Clash(Å)
2:B:2306:C:H3'	2:B:2307:G:H5''	1.77	0.64
6:F:82:TYR:CE1	6:F:84:ILE:HB	2.32	0.64
20:T:69:ARG:HH11	20:T:70:HIS:H	1.43	0.64
24:X:39:VAL:HG21	24:X:42:GLU:HB3	1.78	0.64
29:2:33:ARG:HH21	29:2:33:ARG:HB2	1.62	0.64
20:T:22:THR:O	20:T:25:GLU:HB3	1.97	0.64
2:B:2595:G:H1	3:C:238:ASN:ND2	1.94	0.64
2:B:2291:U:H2'	2:B:2292:U:C6	2.33	0.64
14:N:12:ARG:HG3	14:N:13:ASN:H	1.61	0.64
29:2:30:VAL:HA	29:2:33:ARG:NH2	2.12	0.64
3:C:2:VAL:HG23	3:C:3:VAL:H	1.62	0.64
3:C:229:HIS:ND1	3:C:230:PRO:HD2	2.13	0.64
2:B:721:A:H2'	2:B:722:A:C8	2.32	0.64
2:B:39:G:H2'	2:B:40:U:C6	2.33	0.64
2:B:1105:U:H2'	2:B:1106:G:H8	1.62	0.64
3:C:141:HIS:HB3	3:C:190:THR:OG1	1.97	0.64
20:T:55:VAL:HA	20:T:87:LEU:HA	1.79	0.64
21:U:14:THR:O	21:U:18:LYS:HA	1.97	0.64
2:B:1283:G:N2	2:B:1286:A:H5'	2.11	0.64
23:W:28:GLU:H	23:W:31:LEU:HG	1.63	0.64
2:B:2803:G:H2'	2:B:2804:U:H6	1.62	0.64
2:B:1138:G:H2'	2:B:1139:G:O4'	1.96	0.64
16:P:56:SER:HB2	16:P:75:THR:HG21	1.79	0.64
2:B:322:A:H5'	2:B:340:A:H1'	1.80	0.64
2:B:1683:U:H2'	2:B:1684:G:H8	1.61	0.64
2:B:1028:A:H2'	2:B:1029:A:C8	2.32	0.64
12:L:89:VAL:HA	12:L:121:THR:O	1.98	0.64
10:J:24:THR:HA	10:J:63:ALA:HB3	1.79	0.64
8:H:31:VAL:O	8:H:32:PRO:C	2.36	0.64
22:V:80:HIS:CD2	22:V:83:LYS:H	2.16	0.64
24:X:5:GLN:HE22	24:X:49:ARG:H	1.46	0.64
7:G:83:THR:HA	7:G:84:LYS:NZ	2.13	0.64
2:B:2829:A:P	4:D:59:ARG:HH12	2.21	0.64
14:N:62:ASN:HD22	14:N:62:ASN:N	1.96	0.64
2:B:2792:A:H3'	2:B:2793:C:H5''	1.80	0.64
2:B:2537:U:H2'	2:B:2538:C:C6	2.33	0.64
25:Y:2:LYS:H	25:Y:2:LYS:HD2	1.62	0.64
27:O:53:VAL:O	27:O:54:ILE:HB	1.97	0.64
2:B:1000:A:H2'	2:B:1001:A:C8	2.33	0.64
23:W:17:ALA:O	23:W:18:LYS:HB2	1.98	0.64
2:B:703:U:H2'	2:B:704:G:O4'	1.97	0.64
2:B:224:U:O4	2:B:420:C:H5'	1.98	0.64

*Continued on next page...*

*Continued from previous page...*

Atom-1	Atom-2	Distance(Å)	Clash(Å)
2:B:1099:G:H5''	9:I:2:LYS:CA	2.27	0.64
5:E:147:LEU:HB3	5:E:186:VAL:HG23	1.79	0.64
27:0:8:THR:HG23	27:0:11:LYS:H	1.62	0.64
18:R:19:THR:HG22	18:R:97:LYS:HA	1.78	0.64
2:B:1798:U:H5''	3:C:257:ARG:HB2	1.80	0.64
2:B:1826:G:H2'	2:B:1827:U:H6	1.63	0.64
2:B:1099:G:N7	9:I:3:LYS:HB2	2.13	0.63
20:T:50:LEU:H	20:T:50:LEU:HD22	1.62	0.63
13:M:34:LYS:HG3	13:M:35:ALA:H	1.63	0.63
2:B:2336:A:C6	23:W:40:ARG:HD2	2.33	0.63
19:S:20:VAL:O	19:S:23:LEU:HB2	1.99	0.63
13:M:32:GLY:HA2	13:M:104:GLU:HA	1.80	0.63
1:A:109:A:H2'	1:A:110:C:H6	1.63	0.63
10:J:55:ILE:HB	10:J:123:LYS:HB2	1.80	0.63
8:H:90:LEU:HD12	8:H:146:VAL:HG11	1.81	0.63
2:B:18:U:H2'	2:B:19:A:H8	1.64	0.63
9:I:121:ILE:HD13	9:I:121:ILE:N	2.12	0.63
2:B:1470:A:H3'	2:B:1471:G:H8	1.64	0.63
2:B:27:G:N2	2:B:512:G:H2'	2.14	0.63
9:I:41:PHE:O	9:I:45:THR:HG23	1.98	0.63
2:B:674:G:H4'	5:E:69:ARG:HB3	1.78	0.63
14:N:12:ARG:HG2	14:N:16:HIS:ND1	2.13	0.63
2:B:1164:C:H2'	2:B:1165:A:C8	2.33	0.63
2:B:1050:A:H2'	2:B:1051:G:H8	1.63	0.63
6:F:7:TYR:O	6:F:11:VAL:HB	1.97	0.63
7:G:86:LEU:HD13	7:G:132:LEU:HD21	1.80	0.63
6:F:52:ALA:HA	6:F:149:ARG:HE	1.63	0.63
2:B:633:A:O5'	2:B:633:A:H8	1.81	0.63
28:1:28:THR:O	28:1:30:PRO:HD3	1.98	0.63
2:B:1847:A:H1'	2:B:1848:A:C8	2.33	0.63
2:B:1055:G:H3'	2:B:1056:G:C4'	2.29	0.63
31:4:7:VAL:HG13	31:4:8:LYS:N	2.11	0.63
2:B:1132:U:H5''	10:J:84:ILE:HD11	1.81	0.63
21:U:39:ASN:HB3	21:U:62:ALA:H	1.64	0.63
18:R:77:PHE:CD2	18:R:84:ARG:HG2	2.34	0.63
3:C:53:ILE:O	3:C:53:ILE:HG23	1.98	0.63
24:X:26:ARG:O	24:X:27:ARG:HG2	1.98	0.63
2:B:754:U:H2'	2:B:755:U:C6	2.34	0.63
6:F:120:SER:HB3	6:F:127:TYR:CD2	2.33	0.63
2:B:1285:A:H2'	2:B:1286:A:H5''	1.80	0.63
9:I:123:ALA:HA	9:I:126:ARG:HH12	1.63	0.63
12:L:78:ARG:HB3	12:L:113:ALA:HB2	1.79	0.63

*Continued on next page...*

*Continued from previous page...*

Atom-1	Atom-2	Distance(Å)	Clash(Å)
7:G:38:ASP:OD2	7:G:63:GLN:HG2	1.99	0.63
2:B:445:C:O2'	2:B:446:G:H5'	1.97	0.63
4:D:12:THR:HG22	4:D:13:ARG:N	2.14	0.63
16:P:6:GLN:O	16:P:10:GLU:HB2	1.97	0.63
14:N:96:ARG:HH11	14:N:116:VAL:HA	1.64	0.63
2:B:2228:G:H2'	2:B:2229:U:C6	2.34	0.63
4:D:40:LEU:HD23	4:D:44:GLY:HA2	1.80	0.63
2:B:1210:G:H5''	2:B:1211:C:H3'	1.80	0.63
2:B:1790:C:O2'	3:C:207:ALA:HB2	1.99	0.63
2:B:24:G:H1'	19:S:77:ASP:HB3	1.79	0.63
16:P:56:SER:O	16:P:75:THR:HG22	1.98	0.63
17:Q:89:ILE:HB	18:R:11:GLN:HE22	1.64	0.63
21:U:45:GLN:HB2	21:U:58:VAL:HG23	1.80	0.63
2:B:2472:G:H2'	2:B:2475:C:N4	2.13	0.63
12:L:79:LEU:HB3	12:L:115:GLU:O	1.98	0.63
2:B:182:A:H2'	2:B:183:C:C6	2.34	0.63
2:B:1028:A:N6	2:B:1125:G:H2'	2.14	0.63
2:B:1053:C:H2'	2:B:1054:A:O4'	1.98	0.63
2:B:2680:U:H5''	4:D:194:PRO:O	1.99	0.63
24:X:70:LEU:HD13	24:X:75:GLU:HB3	1.80	0.63
10:J:127:GLY:O	10:J:129:GLU:HG3	1.99	0.63
2:B:1550:C:H2'	2:B:1551:A:H8	1.63	0.63
20:T:12:ARG:CZ	25:Y:29:ARG:HH11	2.12	0.63
30:3:23:HIS:O	30:3:46:LYS:HB2	1.98	0.63
2:B:2598:A:OP1	3:C:233:GLY:HA3	1.99	0.63
2:B:923:G:N3	23:W:23:LYS:HE3	2.14	0.63
10:J:105:VAL:HG21	10:J:122:LEU:HD13	1.80	0.63
10:J:12:LYS:HB2	10:J:41:LYS:NZ	2.14	0.63
10:J:55:ILE:O	10:J:55:ILE:HG13	1.97	0.63
24:X:32:LEU:H	24:X:51:SER:CB	2.11	0.63
7:G:120:ILE:HD13	7:G:121:THR:N	2.13	0.63
2:B:139:U:H3'	2:B:140:C:C6	2.32	0.63
2:B:45:G:C5'	2:B:46:G:H5'	2.29	0.63
4:D:105:LYS:HA	4:D:177:VAL:HG22	1.79	0.63
18:R:8:GLY:HA3	18:R:23:GLU:HG3	1.81	0.62
2:B:1654:A:H1'	2:B:2823:A:H5'	1.79	0.62
24:X:6:VAL:HG11	24:X:50:VAL:HG13	1.81	0.62
4:D:38:LYS:NZ	4:D:42:ASN:HB2	2.13	0.62
2:B:2047:C:O2'	2:B:2048:G:H5'	1.99	0.62
2:B:2196:C:O2'	2:B:2197:U:H5'	1.97	0.62
14:N:115:LEU:O	14:N:118:ARG:HB2	1.98	0.62
2:B:2269:G:H4'	23:W:18:LYS:NZ	2.14	0.62

*Continued on next page...*

*Continued from previous page...*

Atom-1	Atom-2	Distance(Å)	Clash(Å)
6:F:48:LEU:HG	6:F:49:LEU:HD13	1.81	0.62
12:L:124:GLY:H	12:L:143:GLU:CG	2.12	0.62
7:G:23:ILE:HG21	7:G:71:LEU:HD11	1.80	0.62
4:D:53:GLY:C	4:D:76:GLY:HA2	2.20	0.62
7:G:84:LYS:HG3	7:G:132:LEU:H	1.61	0.62
21:U:34:ILE:HG12	21:U:63:ALA:CB	2.29	0.62
9:I:42:ASN:HA	9:I:45:THR:OG1	1.99	0.62
10:J:110:PRO:O	10:J:115:GLY:HA3	2.00	0.62
6:F:59:ILE:HD12	6:F:59:ILE:H	1.64	0.62
2:B:1580:A:H2'	2:B:1581:G:O4'	1.99	0.62
2:B:1405:U:H2'	2:B:1406:U:C6	2.35	0.62
1:A:2:G:H2'	1:A:3:C:C6	2.34	0.62
2:B:1653:G:H3'	14:N:2:ARG:HG3	1.80	0.62
14:N:83:LEU:HD12	14:N:83:LEU:H	1.63	0.62
6:F:91:ARG:HD3	6:F:91:ARG:N	2.14	0.62
2:B:252:G:O2'	2:B:253:C:H5'	1.98	0.62
2:B:15:G:O2'	2:B:16:C:H5'	1.99	0.62
20:T:19:LYS:HG3	20:T:23:ALA:HB2	1.81	0.62
2:B:280:U:H2'	2:B:281:C:C6	2.35	0.62
20:T:48:GLN:HB2	20:T:49:LYS:HE3	1.82	0.62
2:B:2314:A:H2'	2:B:2315:G:C8	2.35	0.62
10:J:58:ASN:HD22	10:J:61:LYS:NZ	1.98	0.62
13:M:68:PHE:CD1	13:M:69:PRO:HD2	2.35	0.62
2:B:2742:G:P	31:4:24:ARG:HH12	2.23	0.62
2:B:2443:C:H2'	2:B:2444:G:H8	1.63	0.62
3:C:264:LYS:HG3	3:C:265:PHE:HD2	1.65	0.62
2:B:1060:U:O4	2:B:1088:A:N6	2.31	0.62
9:I:72:THR:HG22	9:I:115:ASP:OD2	1.99	0.62
3:C:75:ALA:HB3	3:C:115:ILE:HB	1.80	0.62
14:N:33:ILE:O	14:N:34:ILE:HG13	1.99	0.62
2:B:1885:A:H2'	2:B:1886:U:O4'	2.00	0.62
2:B:1802:A:H2'	2:B:1803:A:C8	2.35	0.62
2:B:2267:A:C8	2:B:2267:A:C3'	2.70	0.62
3:C:140:VAL:HG12	3:C:141:HIS:N	2.09	0.62
18:R:25:LEU:H	18:R:94:THR:CG2	2.12	0.62
6:F:74:ALA:HB3	6:F:77:LYS:O	1.99	0.62
6:F:84:ILE:O	6:F:84:ILE:HG13	2.00	0.62
21:U:73:ASN:ND2	21:U:77:GLY:H	1.96	0.62
2:B:1386:C:H2'	2:B:1387:A:H8	1.65	0.62
5:E:58:LYS:HD3	5:E:58:LYS:N	2.15	0.62
27:O:38:LEU:HD13	27:O:41:HIS:NE2	2.13	0.62
4:D:106:LYS:N	4:D:106:LYS:HD3	2.14	0.62

*Continued on next page...*



*Continued from previous page...*

Atom-1	Atom-2	Distance(Å)	Clash(Å)
28:1:26:LYS:NZ	28:1:52:LYS:HB3	2.15	0.62
9:I:2:LYS:C	9:I:3:LYS:HG3	2.20	0.62
3:C:158:GLY:N	3:C:194:VAL:HG13	2.14	0.62
2:B:6:A:H4'	10:J:131:ASN:O	2.00	0.62
14:N:83:LEU:CA	14:N:86:ARG:HB2	2.21	0.62
2:B:309:A:C4'	21:U:16:LYS:HZ1	2.11	0.62
10:J:77:HIS:CD2	10:J:79:GLY:H	2.17	0.62
2:B:28:A:N6	2:B:512:G:H1'	2.13	0.62
2:B:1854:A:N6	2:B:1888:G:H1'	2.15	0.62
28:1:3:GLY:O	28:1:4:ILE:HG13	1.99	0.62
2:B:592:A:N3	30:3:3:ILE:HD11	2.13	0.62
13:M:78:LEU:O	13:M:80:VAL:HG12	2.00	0.62
2:B:550:C:H2'	2:B:551:G:H8	1.65	0.62
23:W:19:ARG:HH11	23:W:22:VAL:HG11	1.63	0.62
8:H:99:ILE:HG22	8:H:100:ALA:N	2.13	0.62
6:F:62:GLN:CB	6:F:91:ARG:HH11	2.13	0.62
13:M:17:ASN:O	13:M:18:ARG:HD2	1.99	0.62
5:E:145:ASP:HA	5:E:166:LYS:O	2.00	0.62
15:O:74:VAL:O	15:O:78:VAL:HG23	2.00	0.62
1:A:109:A:H2'	1:A:110:C:C6	2.34	0.62
24:X:13:THR:HA	24:X:27:ARG:HA	1.80	0.62
13:M:23:GLY:O	13:M:101:VAL:HG12	1.99	0.62
2:B:2191:A:H2'	2:B:2192:U:O4'	1.99	0.62
2:B:2267:A:H3'	2:B:2267:A:H8	1.58	0.62
2:B:2649:C:H2'	2:B:2650:U:C6	2.34	0.62
2:B:1593:A:H2'	2:B:1594:U:C6	2.35	0.62
11:K:39:LYS:NZ	11:K:88:ASN:HD21	1.98	0.62
2:B:2346:A:H3'	2:B:2347:C:H5''	1.82	0.62
5:E:126:VAL:HG22	5:E:127:GLU:H	1.65	0.62
2:B:2394:C:OP1	12:L:63:LYS:HG2	1.99	0.62
12:L:135:ILE:HG23	12:L:136:GLU:H	1.63	0.62
17:Q:65:ASN:HD21	17:Q:69:ARG:NH1	1.97	0.62
20:T:81:LYS:HB2	20:T:81:LYS:HZ2	1.65	0.62
7:G:102:ILE:O	7:G:113:ASP:HA	2.00	0.62
4:D:186:LEU:HD21	16:P:3:ILE:HD11	1.80	0.62
2:B:2105:U:H2'	2:B:2106:U:H6	1.65	0.62
27:O:2:VAL:HG23	27:O:3:GLN:O	2.00	0.62
4:D:202:ILE:HG22	4:D:203:VAL:N	2.15	0.62
2:B:1579:A:H2'	2:B:1580:A:C8	2.35	0.62
12:L:135:ILE:HG23	12:L:136:GLU:N	2.15	0.62
2:B:2557:G:H2'	2:B:2558:C:C6	2.35	0.62
6:F:107:VAL:HB	6:F:108:PRO:HD3	1.82	0.61

*Continued on next page...*



*Continued from previous page...*

Atom-1	Atom-2	Distance(Å)	Clash(Å)
4:D:12:THR:HG22	4:D:13:ARG:H	1.65	0.61
9:I:116:MET:HE1	9:I:128:ILE:HG13	1.82	0.61
2:B:417:C:H2'	2:B:418:C:C6	2.35	0.61
2:B:1406:U:H2'	2:B:1407:G:H8	1.64	0.61
21:U:6:ARG:HG3	21:U:7:ASP:N	2.15	0.61
2:B:315:G:H2'	2:B:316:C:C6	2.35	0.61
11:K:46:ILE:HG23	11:K:47:PRO:HD2	1.81	0.61
2:B:1149:G:H2'	2:B:1150:C:C6	2.34	0.61
2:B:1346:G:O2'	2:B:1347:A:H5'	2.00	0.61
2:B:2365:G:O2'	23:W:59:PHE:CE1	2.53	0.61
2:B:4:U:H2'	2:B:5:A:C8	2.34	0.61
10:J:24:THR:O	10:J:25:LEU:HB3	2.00	0.61
10:J:44:TYR:CD1	17:Q:59:LEU:HD22	2.36	0.61
24:X:5:GLN:NE2	24:X:49:ARG:H	1.98	0.61
2:B:2336:A:N6	23:W:40:ARG:CD	2.60	0.61
2:B:1198:U:O2'	17:Q:4:LYS:HB3	2.00	0.61
2:B:337:C:H2'	2:B:338:G:O4'	2.01	0.61
13:M:71:LYS:HE3	13:M:73:ILE:HD11	1.82	0.61
2:B:1994:C:OP1	4:D:131:ASP:HA	2.01	0.61
8:H:3:VAL:HG12	8:H:38:PRO:HA	1.82	0.61
2:B:1082:U:N3	2:B:1086:A:C6	2.68	0.61
4:D:11:MET:HE1	4:D:192:ALA:H	1.65	0.61
1:A:48:U:H2'	1:A:49:C:C6	2.35	0.61
2:B:962:G:O2'	2:B:963:U:H5'	2.00	0.61
2:B:5:A:H2'	2:B:6:A:C8	2.35	0.61
2:B:2531:A:OP2	7:G:174:LYS:HB3	2.01	0.61
2:B:900:A:H2'	2:B:901:C:O4'	1.99	0.61
2:B:699:A:H4'	2:B:1634:A:N7	2.15	0.61
2:B:2591:C:H2'	2:B:2592:G:C8	2.35	0.61
23:W:24:ARG:HB2	23:W:65:LYS:HB3	1.82	0.61
8:H:129:GLU:HB3	8:H:143:ILE:HG12	1.82	0.61
2:B:2292:U:H2'	2:B:2293:G:C8	2.34	0.61
2:B:721:A:H2'	2:B:722:A:H8	1.64	0.61
2:B:2143:C:H2'	2:B:2144:G:H8	1.66	0.61
2:B:1856:U:H2'	2:B:1857:G:H5'	1.81	0.61
24:X:53:LYS:HA	24:X:56:ARG:HD3	1.80	0.61
4:D:117:GLY:O	4:D:164:GLN:HA	2.01	0.61
6:F:98:PHE:O	6:F:102:LEU:HD12	2.00	0.61
2:B:2336:A:N6	23:W:40:ARG:HH11	1.98	0.61
2:B:2061:G:H5''	2:B:2503:A:C2	2.36	0.61
20:T:73:ARG:NH2	20:T:73:ARG:HB3	2.15	0.61
2:B:2877:G:O2'	2:B:2878:U:H5'	2.01	0.61

*Continued on next page...*

*Continued from previous page...*

Atom-1	Atom-2	Distance(Å)	Clash(Å)
2:B:1210:G:H5'	2:B:1212:G:O4'	2.01	0.61
2:B:1172:C:H2'	2:B:1173:U:O4'	2.00	0.61
2:B:1181:U:H2'	2:B:1182:G:H8	1.66	0.61
27:0:55:ALA:HB3	27:0:56:LYS:HZ1	1.66	0.61
20:T:44:LYS:C	20:T:46:ALA:H	2.04	0.61
8:H:133:GLN:HA	8:H:139:PHE:HA	1.82	0.61
2:B:1590:A:H2'	2:B:1591:A:C8	2.36	0.61
2:B:850:U:O2'	26:Z:22:THR:HA	2.00	0.61
2:B:110:G:O2'	2:B:111:A:H5'	2.00	0.61
2:B:465:G:N2	2:B:684:G:H1'	2.16	0.61
4:D:33:ARG:HH11	4:D:74:GLU:CG	2.14	0.61
2:B:773:U:H4'	3:C:45:ASN:O	1.99	0.61
3:C:243:PRO:O	3:C:250:GLN:HA	2.00	0.61
2:B:2734:A:H2'	2:B:2735:G:H5'	1.81	0.61
8:H:57:LYS:O	8:H:61:VAL:HB	2.00	0.61
10:J:4:PHE:CG	10:J:5:THR:N	2.67	0.61
12:L:124:GLY:H	12:L:143:GLU:HG3	1.64	0.61
9:I:20:SER:O	9:I:25:PRO:HD2	2.00	0.61
2:B:1439:A:C6	2:B:1552:A:N7	2.68	0.61
2:B:1177:G:H2'	2:B:1178:C:O4'	2.00	0.61
26:Z:12:ALA:HA	26:Z:15:ARG:HD3	1.82	0.61
7:G:30:GLY:HA3	7:G:78:VAL:HG12	1.82	0.61
2:B:1168:G:H2'	2:B:1169:A:H8	1.63	0.61
2:B:1241:A:H2'	2:B:1242:U:H5'	1.83	0.61
6:F:25:MET:C	6:F:27:VAL:H	2.04	0.61
2:B:2187:U:H2'	2:B:2188:U:C6	2.36	0.61
2:B:176:A:O2'	2:B:177:G:H5'	2.01	0.61
12:L:71:ALA:HA	12:L:74:THR:HB	1.83	0.61
20:T:30:ILE:HG23	20:T:85:VAL:HB	1.83	0.60
25:Y:51:ALA:O	25:Y:55:THR:N	2.33	0.60
16:P:5:LYS:O	16:P:9:GLN:HG2	2.00	0.60
2:B:1936:A:N6	2:B:1963:U:H3	1.99	0.60
2:B:1726:C:H2'	2:B:1727:C:C6	2.35	0.60
2:B:163:C:H2'	2:B:164:C:C6	2.36	0.60
17:Q:87:VAL:HG21	18:R:52:PRO:HD3	1.82	0.60
20:T:31:VAL:HA	20:T:84:TYR:H	1.66	0.60
5:E:58:LYS:HB2	5:E:60:TRP:CD1	2.36	0.60
5:E:146:VAL:HG11	5:E:187:VAL:HG23	1.84	0.60
1:A:33:G:O2'	1:A:34:A:H5'	2.01	0.60
3:C:23:LEU:HD23	3:C:82:TYR:HB2	1.81	0.60
2:B:532:A:N7	2:B:2021:C:H2'	2.16	0.60
12:L:49:GLY:O	12:L:51:GLU:HG3	2.00	0.60

*Continued on next page...*

*Continued from previous page...*

Atom-1	Atom-2	Distance(Å)	Clash(Å)
30:3:18:LYS:HD2	30:3:20:GLY:H	1.66	0.60
22:V:80:HIS:HD2	22:V:82:TYR:H	1.50	0.60
4:D:10:GLY:O	4:D:11:MET:HB2	2.00	0.60
6:F:6:TYR:CE2	6:F:10:GLU:HB2	2.33	0.60
18:R:58:VAL:HG22	18:R:59:ILE:H	1.65	0.60
4:D:204:LYS:HG2	4:D:205:PRO:HD2	1.81	0.60
2:B:833:A:H2'	2:B:834:G:C8	2.37	0.60
21:U:80:ASP:OD2	21:U:96:LYS:HB2	2.01	0.60
2:B:75:G:H4'	25:Y:48:ARG:HH21	1.66	0.60
2:B:152:A:H2'	2:B:153:U:C6	2.35	0.60
14:N:25:ALA:HA	14:N:44:LEU:HD11	1.83	0.60
2:B:2728:U:H2'	2:B:2729:G:C8	2.37	0.60
14:N:29:VAL:HG12	14:N:78:LYS:HD3	1.84	0.60
2:B:2477:U:H2'	31:4:2:LYS:HE3	1.83	0.60
13:M:17:ASN:HB2	13:M:38:ARG:HH12	1.67	0.60
5:E:178:VAL:O	5:E:181:ILE:HG23	2.01	0.60
2:B:18:U:H2'	2:B:19:A:C8	2.36	0.60
2:B:2461:A:H2'	2:B:2462:C:C6	2.36	0.60
2:B:2415:G:H4'	12:L:66:PHE:HB2	1.82	0.60
16:P:24:THR:O	16:P:25:VAL:HG22	2.02	0.60
2:B:1309:G:OP1	29:2:9:VAL:HG12	2.01	0.60
2:B:125:A:H3'	2:B:126:A:C5'	2.31	0.60
9:I:27:LEU:H	9:I:27:LEU:CD2	2.13	0.60
2:B:78:U:H2'	2:B:79:C:C6	2.36	0.60
31:4:10:LEU:HD12	31:4:33:HIS:HA	1.83	0.60
2:B:1372:U:H2'	2:B:1373:A:C8	2.36	0.60
23:W:37:VAL:HG13	23:W:55:ASP:HB2	1.84	0.60
8:H:126:GLY:O	8:H:145:ASN:HA	2.01	0.60
7:G:15:ASP:HB3	7:G:26:LYS:H	1.66	0.60
8:H:90:LEU:HD23	8:H:91:PHE:N	2.16	0.60
2:B:1812:U:H2'	2:B:1813:G:C8	2.35	0.60
2:B:1080:A:H2'	2:B:1081:U:C6	2.35	0.60
2:B:182:A:H2'	2:B:183:C:H6	1.67	0.60
2:B:2802:G:H2'	2:B:2803:G:H8	1.66	0.60
2:B:2093:G:O2'	2:B:2094:A:H5'	2.02	0.60
2:B:2590:A:O2'	2:B:2591:C:H5'	2.02	0.60
11:K:37:ILE:HD13	11:K:60:VAL:HG12	1.83	0.60
2:B:1316:U:H2'	2:B:1317:G:H8	1.66	0.60
2:B:1842:G:H2'	2:B:1843:C:C6	2.36	0.60
2:B:1526:C:H2'	2:B:1527:G:O4'	2.01	0.60
23:W:39:GLN:CG	23:W:42:THR:HB	2.26	0.60
7:G:162:ARG:HG2	7:G:163:TYR:N	2.16	0.60

*Continued on next page...*

*Continued from previous page...*

Atom-1	Atom-2	Distance(Å)	Clash(Å)
10:J:58:ASN:HD22	10:J:61:LYS:HZ2	1.48	0.60
2:B:163:C:H2'	2:B:164:C:H6	1.66	0.60
22:V:73:LYS:NZ	22:V:73:LYS:HA	2.17	0.60
2:B:1230:A:H2'	2:B:1231:U:H6	1.67	0.60
10:J:43:GLU:O	10:J:45:THR:HG22	2.01	0.60
8:H:96:THR:HA	8:H:99:ILE:HB	1.82	0.60
9:I:78:LEU:HA	9:I:81:LYS:HE2	1.82	0.60
7:G:84:LYS:HD2	7:G:133:LYS:N	2.15	0.60
2:B:1558:C:H4'	2:B:1559:U:C5'	2.32	0.60
2:B:1406:U:H2'	2:B:1407:G:C8	2.37	0.60
8:H:2:GLN:O	8:H:3:VAL:HG22	2.00	0.60
28:1:47:ILE:HD12	28:1:47:ILE:H	1.66	0.60
12:L:47:ARG:HG3	12:L:50:PHE:HB2	1.84	0.60
2:B:1544:A:H2'	2:B:1545:A:C8	2.37	0.60
7:G:40:VAL:O	7:G:41:GLU:HB2	2.02	0.60
10:J:12:LYS:O	10:J:13:ARG:HB2	2.02	0.60
6:F:39:VAL:HG13	6:F:49:LEU:CD1	2.32	0.60
7:G:71:LEU:HA	7:G:74:MET:SD	2.41	0.60
5:E:58:LYS:O	5:E:60:TRP:N	2.35	0.60
2:B:277:G:H4'	2:B:278:A:C8	2.36	0.60
29:2:29:GLN:O	29:2:33:ARG:HD3	2.01	0.60
2:B:864:G:O2'	2:B:865:C:H5'	2.02	0.60
2:B:1711:A:H2'	2:B:1712:U:C6	2.37	0.60
2:B:1098:A:C2	9:I:4:VAL:HA	2.36	0.60
20:T:39:THR:HG23	20:T:41:ALA:H	1.65	0.60
8:H:76:GLU:HG2	8:H:77:THR:H	1.66	0.60
6:F:64:PRO:HA	6:F:88:VAL:HG22	1.83	0.60
4:D:33:ARG:HG2	4:D:33:ARG:O	2.01	0.60
20:T:69:ARG:CG	20:T:70:HIS:H	2.15	0.60
2:B:1169:A:H2'	2:B:1170:C:H6	1.62	0.60
2:B:594:U:H2'	2:B:595:C:H6	1.67	0.60
1:A:2:G:H2'	1:A:3:C:H6	1.66	0.60
2:B:1230:A:H2'	2:B:1231:U:C6	2.37	0.60
2:B:414:C:H2'	2:B:415:A:H8	1.67	0.60
17:Q:73:ILE:HG13	17:Q:74:SER:H	1.65	0.60
2:B:1488:C:O2'	2:B:1489:C:H5'	2.02	0.60
3:C:156:SER:HB3	3:C:159:THR:HG21	1.84	0.59
2:B:2336:A:H61	23:W:40:ARG:NH1	1.99	0.59
2:B:1061:U:O4'	2:B:1070:A:H1'	2.02	0.59
21:U:15:GLY:HA3	21:U:16:LYS:HZ2	1.67	0.59
2:B:278:A:N3	2:B:278:A:H2'	2.16	0.59
2:B:358:U:H2'	2:B:359:G:C8	2.37	0.59

*Continued on next page...*

*Continued from previous page...*

Atom-1	Atom-2	Distance(Å)	Clash(Å)
2:B:1099:G:C4'	9:I:4:VAL:HB	2.32	0.59
2:B:1099:G:N7	9:I:3:LYS:HD2	2.17	0.59
6:F:32:LYS:HG2	6:F:32:LYS:O	2.01	0.59
2:B:2679:A:O2'	2:B:2680:U:H5'	2.02	0.59
25:Y:56:LEU:HA	25:Y:59:GLU:CG	2.33	0.59
17:Q:30:VAL:HG11	17:Q:33:VAL:HG23	1.84	0.59
8:H:5:LEU:O	8:H:6:LEU:HD12	2.02	0.59
13:M:102:LEU:H	13:M:102:LEU:HD22	1.67	0.59
2:B:2471:A:O2'	2:B:2472:G:H8	1.85	0.59
2:B:417:C:H2'	2:B:418:C:H6	1.67	0.59
24:X:19:HIS:O	24:X:20:ALA:HB3	2.02	0.59
7:G:28:LYS:HZ2	7:G:79:THR:HA	1.67	0.59
12:L:28:GLY:HA3	18:R:82:HIS:NE2	2.17	0.59
6:F:15:LEU:HD11	6:F:168:LEU:HD23	1.84	0.59
21:U:100:GLU:O	21:U:101:THR:HB	2.03	0.59
8:H:48:GLU:HA	8:H:51:ARG:HH21	1.66	0.59
2:B:2257:U:O2'	2:B:2258:C:H5'	2.02	0.59
2:B:132:G:O2'	2:B:133:U:H5'	2.02	0.59
2:B:1573:G:H2'	2:B:1574:C:H5'	1.84	0.59
17:Q:87:VAL:HG12	17:Q:88:GLU:N	2.16	0.59
17:Q:91:ARG:HB3	17:Q:93:ILE:HG22	1.84	0.59
6:F:49:LEU:H	6:F:49:LEU:HD22	1.67	0.59
2:B:1266:G:N2	2:B:2012:G:H2'	2.17	0.59
2:B:1936:A:N6	2:B:1963:U:N3	2.49	0.59
2:B:634:C:H2'	2:B:635:C:C6	2.37	0.59
16:P:52:ARG:HB2	16:P:55:HIS:O	2.03	0.59
8:H:120:GLY:HA3	8:H:123:ARG:HH22	1.66	0.59
2:B:2384:U:H5''	2:B:2386:A:OP1	2.03	0.59
23:W:39:GLN:NE2	23:W:43:LYS:HB2	2.18	0.59
10:J:45:THR:N	10:J:46:PRO:HD3	2.17	0.59
2:B:2307:G:H4'	2:B:2308:G:H5''	1.83	0.59
2:B:2900:A:H2'	2:B:2901:C:H6	1.68	0.59
2:B:1231:U:H2'	2:B:1232:G:H8	1.66	0.59
2:B:1082:U:C2	2:B:1086:A:C6	2.90	0.59
2:B:2728:U:H2'	2:B:2729:G:H8	1.68	0.59
14:N:79:LEU:O	14:N:80:PHE:HB2	2.01	0.59
2:B:1411:U:H2'	2:B:1412:U:C6	2.37	0.59
4:D:69:ALA:C	4:D:71:ALA:H	2.06	0.59
25:Y:1:MET:O	25:Y:5:GLU:HG2	2.02	0.59
2:B:1100:C:H41	9:I:1:ALA:N	2.00	0.59
18:R:38:VAL:O	18:R:53:PHE:HB2	2.02	0.59
17:Q:104:ALA:HB1	18:R:46:GLU:OE2	2.02	0.59

*Continued on next page...*

*Continued from previous page...*

Atom-1	Atom-2	Distance(Å)	Clash(Å)
2:B:1395:A:H4'	2:B:1397:U:C5	2.37	0.59
17:Q:30:VAL:HG13	17:Q:31:TYR:N	2.16	0.59
2:B:1130:U:C2	2:B:2025:C:H5''	2.38	0.59
2:B:528:A:N1	2:B:2042:A:H2'	2.17	0.59
2:B:1550:C:H2'	2:B:1551:A:C8	2.38	0.59
2:B:609:A:H2'	2:B:610:C:O4'	2.03	0.59
2:B:2662:A:H2'	2:B:2663:G:O4'	2.02	0.59
2:B:1083:U:H2'	2:B:1085:A:OP2	2.03	0.59
17:Q:91:ARG:CZ	18:R:11:GLN:H	2.15	0.59
6:F:102:LEU:HA	6:F:106:ALA:HB3	1.84	0.59
1:A:43:C:H1'	6:F:91:ARG:HD2	1.85	0.59
7:G:71:LEU:HD13	7:G:74:MET:SD	2.42	0.59
2:B:117:G:H5'	2:B:126:A:C8	2.37	0.59
9:I:32:VAL:HG22	9:I:60:VAL:HG21	1.84	0.59
20:T:64:LYS:H	20:T:64:LYS:HD2	1.67	0.59
5:E:21:ARG:HH21	5:E:21:ARG:HB2	1.67	0.59
21:U:32:LYS:HA	21:U:65:GLN:HA	1.83	0.59
16:P:90:ALA:HB3	16:P:110:LYS:HB3	1.85	0.59
2:B:1695:G:N7	3:C:13:ARG:NH2	2.50	0.59
2:B:444:C:OP2	5:E:44:ARG:HD3	2.03	0.59
12:L:3:LEU:O	12:L:5:THR:N	2.36	0.59
26:Z:28:LEU:HA	26:Z:33:HIS:HD2	1.67	0.59
2:B:1341:G:H1	20:T:24:MET:HE1	1.66	0.59
20:T:50:LEU:C	20:T:52:GLU:H	2.06	0.59
6:F:39:VAL:HG12	6:F:40:GLY:N	2.18	0.59
12:L:93:ASN:O	12:L:95:LEU:N	2.34	0.59
31:4:16:ILE:HG12	31:4:25:VAL:HG22	1.83	0.59
7:G:30:GLY:CA	7:G:78:VAL:HA	2.29	0.59
15:O:103:VAL:C	15:O:105:ALA:H	2.06	0.59
2:B:2148:G:H3'	2:B:2148:G:N3	2.18	0.59
30:3:27:ASN:HD22	30:3:27:ASN:N	2.00	0.59
12:L:75:ALA:HB2	12:L:105:ILE:HD12	1.84	0.59
3:C:183:VAL:CG1	3:C:184:GLU:H	2.08	0.58
10:J:44:TYR:O	10:J:45:THR:HB	2.02	0.58
28:1:26:LYS:HD3	28:1:52:LYS:HZ3	1.67	0.58
18:R:19:THR:HG22	18:R:97:LYS:HG3	1.83	0.58
2:B:2243:U:H2'	2:B:2244:U:C6	2.38	0.58
2:B:1098:A:H2'	9:I:4:VAL:CA	2.33	0.58
2:B:1799:G:N2	2:B:1818:U:O2'	2.36	0.58
8:H:78:VAL:O	8:H:144:VAL:HA	2.02	0.58
21:U:24:VAL:HG22	21:U:35:VAL:HG22	1.85	0.58
5:E:77:ILE:HG13	5:E:78:TRP:HE3	1.69	0.58

*Continued on next page...*

*Continued from previous page...*

Atom-1	Atom-2	Distance(Å)	Clash(Å)
15:O:35:ILE:HD11	15:O:102:ARG:NE	2.16	0.58
2:B:2897:U:H2'	2:B:2898:U:C6	2.38	0.58
16:P:112:ARG:HB2	16:P:112:ARG:HH11	1.68	0.58
7:G:93:TYR:HA	7:G:105:SER:O	2.02	0.58
2:B:2155:U:H3'	2:B:2156:G:C5'	2.33	0.58
2:B:443:A:C8	5:E:40:ARG:HD3	2.38	0.58
2:B:1072:C:H41	9:I:3:LYS:HE2	1.67	0.58
2:B:1548:A:H2'	2:B:1549:A:H8	1.68	0.58
11:K:110:LYS:HD3	11:K:110:LYS:H	1.68	0.58
21:U:71:ILE:HD11	21:U:82:VAL:HG22	1.85	0.58
2:B:414:C:H2'	2:B:415:A:C8	2.39	0.58
2:B:2425:A:H5''	2:B:2426:A:H3'	1.85	0.58
2:B:1224:U:H4'	18:R:88:GLY:O	2.03	0.58
3:C:62:ARG:O	3:C:63:ILE:HG12	2.04	0.58
17:Q:82:LEU:HB3	17:Q:88:GLU:OE1	2.04	0.58
21:U:47:PRO:HB2	21:U:49:PRO:HD3	1.85	0.58
9:I:25:PRO:O	9:I:29:GLN:HG3	2.03	0.58
2:B:1812:U:H1'	3:C:43:ASN:HD21	1.69	0.58
2:B:1794:A:H2'	2:B:1795:C:H6	1.66	0.58
2:B:2806:C:H2'	2:B:2807:U:O4'	2.03	0.58
25:Y:3:ALA:O	25:Y:6:LEU:HB2	2.02	0.58
2:B:967:U:H2'	2:B:968:C:C6	2.38	0.58
2:B:2645:G:H4'	2:B:2732:G:H2'	1.83	0.58
1:A:61:G:H2'	1:A:62:C:H6	1.67	0.58
23:W:35:ILE:O	23:W:36:ILE:C	2.41	0.58
10:J:105:VAL:O	10:J:108:MET:HB2	2.02	0.58
4:D:119:ALA:HB1	4:D:124:ARG:HB2	1.85	0.58
10:J:35:ARG:HA	10:J:40:HIS:CD2	2.38	0.58
11:K:69:ARG:HB3	11:K:75:VAL:HA	1.85	0.58
16:P:59:THR:OG1	16:P:72:VAL:HG12	2.03	0.58
5:E:127:GLU:HG2	5:E:133:LEU:HD13	1.85	0.58
2:B:1857:G:H22	2:B:1884:G:H2'	1.68	0.58
6:F:23:SER:C	6:F:25:MET:H	2.06	0.58
2:B:1487:U:H2'	2:B:1488:C:C6	2.39	0.58
2:B:1412:U:H2'	2:B:1413:A:C8	2.38	0.58
5:E:150:THR:HA	5:E:189:THR:HG23	1.84	0.58
2:B:2086:U:H2'	2:B:2087:G:C8	2.39	0.58
2:B:1889:A:H2'	2:B:1890:A:C8	2.39	0.58
2:B:460:A:P	29:2:41:ARG:HH12	2.26	0.58
2:B:30:G:H2'	2:B:31:C:C6	2.38	0.58
2:B:396:G:OP2	24:X:9:LYS:HE2	2.03	0.58
2:B:1569:A:O2'	3:C:35:LYS:HD3	2.03	0.58

*Continued on next page...*



*Continued from previous page...*

Atom-1	Atom-2	Distance(Å)	Clash(Å)
11:K:16:ARG:O	11:K:18:VAL:HG23	2.04	0.58
13:M:33:LEU:HD22	13:M:128:THR:HB	1.86	0.58
6:F:168:LEU:C	6:F:170:ALA:H	2.05	0.58
2:B:1197:G:H2'	2:B:1198:U:H6	1.68	0.58
2:B:323:C:H5'	5:E:163:ASN:HD21	1.67	0.58
2:B:2895:G:H2'	2:B:2896:C:C6	2.39	0.58
28:1:14:ALA:HB3	28:1:16:THR:HG22	1.86	0.58
28:1:8:ILE:HD11	28:1:52:LYS:HE3	1.84	0.58
20:T:12:ARG:HB3	20:T:12:ARG:NH1	2.18	0.58
16:P:44:GLY:O	16:P:45:VAL:HG23	2.04	0.58
2:B:742:A:H2'	2:B:743:A:H8	1.67	0.58
2:B:1407:G:H2'	2:B:1408:G:H8	1.69	0.58
6:F:29:ARG:HH11	6:F:29:ARG:HB2	1.69	0.58
5:E:97:ASN:HD22	5:E:97:ASN:N	2.00	0.58
2:B:1099:G:O4'	9:I:3:LYS:C	2.42	0.58
17:Q:69:ARG:HB2	17:Q:69:ARG:HH21	1.68	0.58
18:R:39:LEU:HB3	18:R:53:PHE:HA	1.85	0.58
18:R:66:HIS:ND1	18:R:94:THR:HG22	2.19	0.58
5:E:31:VAL:HG21	5:E:104:ALA:HB2	1.86	0.58
3:C:16:VAL:N	3:C:203:VAL:HG12	2.19	0.58
2:B:2019:A:H2	2:B:2035:G:H22	1.51	0.58
2:B:4:U:H2'	2:B:5:A:H8	1.68	0.58
2:B:1656:C:H2'	2:B:1657:U:H6	1.67	0.58
4:D:33:ARG:H	4:D:33:ARG:HD2	1.68	0.58
21:U:73:ASN:HA	21:U:95:PHE:CZ	2.38	0.58
2:B:72:U:H1'	25:Y:51:ALA:CB	2.34	0.58
2:B:1322:A:C2'	2:B:1323:C:H5'	2.33	0.58
2:B:155:A:H2'	2:B:156:A:H8	1.68	0.58
2:B:1854:A:H2'	2:B:1855:U:H5'	1.86	0.58
8:H:44:ILE:HG13	8:H:45:GLU:HG2	1.84	0.58
2:B:612:G:O2'	2:B:613:A:H2'	2.03	0.58
23:W:51:GLY:HA3	23:W:59:PHE:CB	2.34	0.58
7:G:26:LYS:HG3	7:G:32:LEU:HD12	1.85	0.58
7:G:75:VAL:HA	7:G:78:VAL:HG22	1.86	0.58
13:M:38:ARG:HG2	13:M:98:PRO:CD	2.32	0.58
8:H:81:ALA:HB3	8:H:149:GLU:HB2	1.84	0.58
2:B:871:U:H2'	2:B:872:U:C6	2.36	0.58
19:S:36:LEU:HD22	19:S:36:LEU:H	1.67	0.58
5:E:60:TRP:O	5:E:61:ARG:HB2	2.02	0.58
2:B:146:A:H2'	2:B:147:C:C6	2.39	0.58
2:B:1439:A:C5	2:B:1552:A:N6	2.72	0.58
31:4:1:MET:HE3	31:4:34:LYS:HG2	1.84	0.58

*Continued on next page...*



*Continued from previous page...*

Atom-1	Atom-2	Distance(Å)	Clash(Å)
27:0:55:ALA:O	27:0:56:LYS:HG2	2.04	0.58
2:B:1948:G:O2'	2:B:1949:G:H5'	2.04	0.58
2:B:1709:U:H2'	2:B:1710:G:C8	2.39	0.58
19:S:58:ALA:O	19:S:64:ALA:HA	2.04	0.58
2:B:2489:U:O2'	2:B:2490:G:H5'	2.04	0.58
2:B:1641:A:H2'	2:B:1642:G:O4'	2.04	0.58
8:H:78:VAL:HG12	8:H:79:THR:H	1.68	0.58
6:F:7:TYR:HA	6:F:11:VAL:HB	1.86	0.58
2:B:29:U:O3'	17:Q:4:LYS:HE2	2.04	0.58
7:G:153:PRO:HA	7:G:159:LYS:O	2.03	0.58
2:B:2799:A:H4'	2:B:2800:A:C8	2.38	0.58
28:1:16:THR:OG1	28:1:41:VAL:HG21	2.04	0.58
2:B:833:A:H2'	2:B:834:G:H8	1.69	0.58
2:B:754:U:H2'	2:B:755:U:H6	1.68	0.58
12:L:57:LEU:HD22	30:3:53:ASP:HB3	1.86	0.58
2:B:1151:A:H4'	17:Q:80:ASN:CG	2.23	0.58
23:W:67:LYS:O	23:W:68:PHE:HB2	2.03	0.58
2:B:997:G:O2'	2:B:998:C:H5'	2.04	0.58
2:B:607:U:O4	2:B:620:G:H5''	2.04	0.58
2:B:2841:C:H2'	2:B:2842:G:H8	1.69	0.58
2:B:1100:C:H2'	2:B:1101:U:H6	1.69	0.57
2:B:1099:G:H5''	9:I:3:LYS:N	2.18	0.57
2:B:5:A:H2'	2:B:6:A:H8	1.68	0.57
7:G:9:VAL:O	7:G:11:PRO:HD3	2.03	0.57
4:D:107:VAL:HG13	4:D:203:VAL:HG23	1.86	0.57
2:B:265:A:H2'	2:B:266:G:O4'	2.03	0.57
2:B:2556:C:H2'	2:B:2557:G:O4'	2.04	0.57
2:B:2153:C:H2'	2:B:2154:A:O4'	2.03	0.57
2:B:82:U:H2'	2:B:83:A:C8	2.39	0.57
2:B:104:A:H2'	2:B:105:C:H6	1.69	0.57
4:D:151:THR:CB	4:D:152:PRO:HD3	2.34	0.57
2:B:1098:A:H2'	9:I:4:VAL:C	2.24	0.57
2:B:6:A:H1'	10:J:135:GLN:HE22	1.67	0.57
18:R:31:GLU:H	18:R:63:VAL:CG2	2.16	0.57
2:B:1341:G:H1	20:T:24:MET:CE	2.17	0.57
20:T:87:LEU:HB2	20:T:91:GLN:HE21	1.68	0.57
4:D:51:THR:CG2	4:D:76:GLY:HA3	2.34	0.57
19:S:24:ILE:HD11	19:S:36:LEU:HD21	1.86	0.57
21:U:81:ARG:NH2	21:U:81:ARG:HG3	2.16	0.57
12:L:65:GLY:O	12:L:66:PHE:HB3	2.04	0.57
2:B:1681:G:N3	2:B:1762:A:H2'	2.19	0.57
2:B:2039:U:H2'	2:B:2040:G:H8	1.69	0.57

*Continued on next page...*

*Continued from previous page...*

Atom-1	Atom-2	Distance(Å)	Clash(Å)
3:C:62:ARG:HD2	3:C:83:ASP:OD1	2.04	0.57
21:U:5:ARG:NH2	21:U:93:ARG:HD3	2.20	0.57
6:F:7:TYR:O	6:F:12:VAL:HG23	2.04	0.57
7:G:162:ARG:HD3	7:G:166:GLU:HG3	1.87	0.57
15:O:35:ILE:HG13	15:O:71:ALA:HB2	1.85	0.57
2:B:142:A:H2'	2:B:143:C:C6	2.39	0.57
21:U:3:LYS:HA	21:U:82:VAL:HG11	1.86	0.57
2:B:1203:U:H1'	12:L:4:ASN:ND2	2.20	0.57
12:L:116:VAL:HG21	12:L:135:ILE:HA	1.86	0.57
6:F:29:ARG:HD3	6:F:158:THR:HG21	1.85	0.57
10:J:28:LEU:HD23	10:J:29:ALA:N	2.20	0.57
7:G:104:LEU:HB2	7:G:112:VAL:HG11	1.87	0.57
8:H:59:ALA:O	8:H:62:LEU:HG	2.04	0.57
10:J:98:GLU:HB3	10:J:124:VAL:HG21	1.85	0.57
8:H:144:VAL:HG12	8:H:145:ASN:N	2.17	0.57
7:G:26:LYS:HE2	7:G:32:LEU:HD11	1.86	0.57
2:B:1061:U:O4	9:I:11:GLN:HG3	2.03	0.57
7:G:84:LYS:HD2	7:G:133:LYS:HA	1.85	0.57
14:N:99:LYS:HB2	27:O:41:HIS:HB2	1.86	0.57
2:B:2802:G:H2'	2:B:2803:G:C8	2.39	0.57
14:N:114:GLU:HG2	14:N:115:LEU:N	2.18	0.57
2:B:459:U:O2'	2:B:460:A:H5'	2.03	0.57
23:W:72:GLY:O	23:W:74:LYS:N	2.37	0.57
2:B:2579:C:O2'	4:D:136:ASN:HA	2.05	0.57
13:M:108:VAL:HG22	13:M:109:PRO:HD2	1.85	0.57
2:B:492:A:H2'	2:B:493:G:O4'	2.03	0.57
2:B:296:U:H2'	2:B:297:G:H8	1.69	0.57
4:D:149:ASN:O	4:D:152:PRO:HD2	2.03	0.57
6:F:32:LYS:H	6:F:95:MET:CE	2.18	0.57
2:B:2091:C:OP2	2:B:2092:U:H3'	2.04	0.57
4:D:68:PHE:HB3	4:D:73:VAL:HG23	1.86	0.57
25:Y:57:LEU:O	25:Y:60:LYS:HB3	2.04	0.57
2:B:1559:U:H3'	2:B:1560:G:H5'	1.87	0.57
26:Z:7:THR:O	26:Z:54:VAL:HA	2.05	0.57
16:P:97:TYR:C	16:P:99:LEU:H	2.06	0.57
21:U:85:ARG:CD	21:U:86:PHE:H	2.17	0.57
2:B:1857:G:N2	2:B:1884:G:H2'	2.20	0.57
7:G:28:LYS:O	7:G:29:ASN:HB3	2.05	0.57
2:B:62:U:H2'	2:B:63:A:O4'	2.04	0.57
11:K:83:CYS:O	11:K:84:VAL:HG23	2.04	0.57
12:L:90:VAL:HB	12:L:122:VAL:HG12	1.86	0.57
23:W:38:ARG:HD3	23:W:38:ARG:N	2.19	0.57

*Continued on next page...*

*Continued from previous page...*

Atom-1	Atom-2	Distance(Å)	Clash(Å)
2:B:2365:G:O2'	23:W:59:PHE:HE1	1.87	0.57
2:B:1098:A:C2'	9:I:4:VAL:N	2.65	0.57
18:R:5:PHE:HB2	18:R:37:GLU:OE1	2.03	0.57
5:E:5:LEU:HD13	5:E:122:GLU:CD	2.25	0.57
13:M:8:LYS:HA	13:M:8:LYS:HE3	1.86	0.57
1:A:57:A:C4	6:F:25:MET:HG2	2.40	0.57
2:B:1316:U:H2'	2:B:1317:G:C8	2.38	0.57
2:B:2722:G:H4'	14:N:4:ARG:HB2	1.86	0.57
16:P:31:VAL:O	16:P:32:VAL:HG12	2.04	0.57
23:W:59:PHE:HD2	23:W:60:ALA:N	2.03	0.57
2:B:1084:A:C2	2:B:1106:G:H1'	2.39	0.57
10:J:25:LEU:HD23	10:J:101:ILE:HD13	1.86	0.57
22:V:24:ASN:O	22:V:44:HIS:HB2	2.05	0.57
2:B:2314:A:C5'	6:F:34:THR:HG21	2.30	0.57
10:J:65:THR:HG22	10:J:68:LYS:CE	2.34	0.57
15:O:68:LYS:N	15:O:102:ARG:HD2	2.19	0.57
9:I:121:ILE:CD1	9:I:121:ILE:H	2.14	0.57
2:B:145:C:H2'	2:B:146:A:C8	2.40	0.57
9:I:125:THR:O	9:I:129:GLU:HG3	2.05	0.57
2:B:112:U:H2'	2:B:113:U:O4'	2.05	0.57
2:B:1858:A:N6	2:B:1884:G:H1'	2.20	0.57
11:K:53:LYS:HD2	11:K:53:LYS:H	1.69	0.57
2:B:559:G:H1'	17:Q:55:GLN:NE2	2.20	0.57
9:I:99:LYS:H	9:I:99:LYS:HD3	1.69	0.57
14:N:17:ARG:NH2	14:N:17:ARG:HB2	2.19	0.57
10:J:106:LYS:C	10:J:108:MET:H	2.07	0.57
10:J:18:VAL:HG12	10:J:54:ILE:HD11	1.86	0.57
2:B:544:C:H4'	2:B:545:U:H5'	1.85	0.57
11:K:113:LYS:O	11:K:117:LEU:HD12	2.04	0.57
12:L:119:PRO:HA	12:L:139:GLY:O	2.05	0.57
8:H:58:LEU:HD23	8:H:61:VAL:HG11	1.86	0.57
5:E:153:LEU:HD12	5:E:154:ASP:N	2.20	0.57
2:B:2512:C:H2'	2:B:2513:A:O4'	2.04	0.57
2:B:2848:G:H1'	2:B:2868:A:N6	2.19	0.57
17:Q:94:LEU:HD11	18:R:13:ARG:HB2	1.86	0.57
18:R:9:GLY:H	18:R:10:LYS:HD2	1.70	0.57
8:H:27:ARG:H	8:H:31:VAL:HG21	1.69	0.57
6:F:98:PHE:C	6:F:100:GLU:H	2.08	0.57
17:Q:7:VAL:O	17:Q:11:ALA:HB2	2.04	0.57
17:Q:4:LYS:HD3	17:Q:7:VAL:HG22	1.86	0.57
2:B:1437:C:H2'	2:B:1438:U:H6	1.68	0.57
2:B:2369:A:O2'	2:B:2370:G:H5'	2.04	0.57

*Continued on next page...*

*Continued from previous page...*

Atom-1	Atom-2	Distance(Å)	Clash(Å)
2:B:455:C:N3	2:B:472:A:H2'	2.19	0.57
25:Y:20:ASN:O	25:Y:25:GLN:HB2	2.05	0.57
6:F:102:LEU:HD22	6:F:103:ILE:N	2.20	0.57
8:H:8:LYS:O	8:H:13:GLY:HA3	2.04	0.57
13:M:126:ILE:N	13:M:126:ILE:HD12	2.18	0.57
2:B:345:A:H1'	2:B:346:A:C2	2.35	0.57
6:F:135:ILE:HD11	6:F:137:PHE:HB3	1.86	0.57
2:B:1319:C:O2'	2:B:1320:C:H5'	2.05	0.57
2:B:2693:G:O2'	2:B:2694:G:H5'	2.05	0.57
2:B:1349:C:H2'	2:B:1350:C:H6	1.70	0.57
13:M:21:ALA:HB1	13:M:100:LYS:HG2	1.86	0.57
23:W:47:GLY:C	23:W:49:ASN:H	2.08	0.56
2:B:1082:U:O4	2:B:1086:A:C2	2.57	0.56
2:B:1105:U:H2'	2:B:1106:G:C8	2.40	0.56
6:F:69:ALA:HB3	6:F:81:GLY:O	2.05	0.56
6:F:32:LYS:HB2	6:F:90:LEU:O	2.05	0.56
2:B:2747:G:O2'	7:G:66:THR:HG22	2.05	0.56
24:X:69:GLU:O	24:X:70:LEU:HB3	2.05	0.56
4:D:38:LYS:HZ2	4:D:38:LYS:HB2	1.69	0.56
2:B:1444:G:H2'	2:B:1445:G:H8	1.69	0.56
2:B:1203:U:H3'	2:B:1204:A:C5'	2.35	0.56
12:L:116:VAL:HG13	12:L:117:THR:N	2.20	0.56
2:B:296:U:H2'	2:B:297:G:C8	2.40	0.56
14:N:65:LEU:HD21	14:N:69:ARG:NH1	2.20	0.56
23:W:23:LYS:HD2	23:W:24:ARG:N	2.20	0.56
3:C:183:VAL:HG22	3:C:187:CYS:SG	2.45	0.56
17:Q:59:LEU:O	17:Q:62:ALA:HB3	2.06	0.56
17:Q:78:PHE:CZ	17:Q:82:LEU:HD11	2.40	0.56
18:R:41:ILE:O	18:R:46:GLU:HA	2.05	0.56
17:Q:87:VAL:HB	18:R:50:GLY:O	2.05	0.56
7:G:84:LYS:HD2	7:G:133:LYS:CA	2.35	0.56
2:B:1993:U:H4'	4:D:133:THR:CG2	2.33	0.56
14:N:116:VAL:HG13	14:N:117:ASP:N	2.19	0.56
2:B:333:G:H2'	2:B:333:G:N3	2.19	0.56
8:H:43:ASN:ND2	8:H:43:ASN:H	2.03	0.56
29:2:31:LEU:O	29:2:35:ARG:HB2	2.05	0.56
2:B:2783:U:H2'	2:B:2784:U:C6	2.41	0.56
23:W:58:LEU:HG	23:W:79:ILE:HD12	1.87	0.56
2:B:1661:G:O2'	2:B:1662:U:H5'	2.05	0.56
6:F:77:LYS:HG3	6:F:78:ILE:N	2.20	0.56
8:H:79:THR:HG23	8:H:145:ASN:HB3	1.86	0.56
6:F:167:ALA:O	6:F:170:ALA:HB3	2.05	0.56

*Continued on next page...*

*Continued from previous page...*

Atom-1	Atom-2	Distance(Å)	Clash(Å)
2:B:2757:A:N1	7:G:66:THR:HG21	2.20	0.56
2:B:2336:A:H62	23:W:40:ARG:CD	2.11	0.56
10:J:64:VAL:HG22	10:J:68:LYS:HG3	1.86	0.56
4:D:45:TYR:O	4:D:46:ARG:HB2	2.04	0.56
5:E:176:ASP:O	5:E:180:LEU:HD23	2.05	0.56
16:P:3:ILE:HG23	16:P:4:ILE:HG13	1.86	0.56
7:G:1:SER:O	7:G:3:VAL:N	2.37	0.56
2:B:142:A:O2'	2:B:143:C:H5'	2.03	0.56
13:M:46:ILE:HA	13:M:103:TYR:OH	2.05	0.56
13:M:4:PRO:CG	13:M:70:ASP:HA	2.35	0.56
6:F:137:PHE:N	6:F:137:PHE:CD2	2.72	0.56
6:F:144:LYS:HD2	6:F:144:LYS:H	1.70	0.56
2:B:1826:G:H2'	2:B:1827:U:C6	2.41	0.56
2:B:2360:G:H4'	12:L:61:LEU:HD11	1.86	0.56
2:B:1495:A:H2'	2:B:1496:A:C8	2.40	0.56
2:B:62:U:H3'	2:B:63:A:C8	2.39	0.56
9:I:37:PHE:CZ	9:I:58:ILE:HD11	2.40	0.56
2:B:1338:G:H5''	20:T:17:SER:HB3	1.87	0.56
2:B:1987:A:H2'	2:B:1988:G:H8	1.70	0.56
2:B:1636:U:H2'	2:B:1637:A:C8	2.40	0.56
2:B:1838:C:H4'	2:B:1839:G:H8	1.70	0.56
2:B:944:C:H5'	2:B:945:A:C5'	2.35	0.56
2:B:2353:G:H1'	23:W:30:VAL:HG13	1.86	0.56
4:D:120:GLY:O	4:D:124:ARG:HB3	2.04	0.56
4:D:49:GLN:HE21	4:D:79:LEU:HD12	1.70	0.56
9:I:45:THR:CA	9:I:48:ILE:HG22	2.35	0.56
10:J:20:ALA:HA	10:J:23:LYS:CG	2.35	0.56
18:R:61:ALA:HB2	18:R:98:ILE:HA	1.87	0.56
2:B:45:G:H5'	2:B:46:G:OP1	2.06	0.56
2:B:1443:U:H2'	2:B:1444:G:C8	2.39	0.56
2:B:401:A:H2'	2:B:402:A:H8	1.69	0.56
2:B:1591:A:H2'	2:B:1592:C:H6	1.67	0.56
2:B:2141:G:H2'	2:B:2142:A:C8	2.38	0.56
2:B:1241:A:H5'	2:B:1241:A:N3	2.21	0.56
8:H:110:VAL:HG13	8:H:110:VAL:O	2.05	0.56
13:M:21:ALA:CB	13:M:100:LYS:HG2	2.35	0.56
6:F:101:ARG:HA	6:F:101:ARG:NE	2.20	0.56
29:2:24:THR:HG23	29:2:27:GLY:HA3	1.86	0.56
13:M:50:ARG:O	13:M:53:MET:HB3	2.05	0.56
6:F:168:LEU:HD13	6:F:169:LEU:N	2.21	0.56
2:B:2742:G:OP2	31:4:24:ARG:NH1	2.39	0.56
8:H:53:GLU:OE1	8:H:57:LYS:HG2	2.06	0.56

*Continued on next page...*

*Continued from previous page...*

Atom-1	Atom-2	Distance(Å)	Clash(Å)
7:G:140:ILE:HA	7:G:143:VAL:HG22	1.86	0.56
2:B:324:A:H2'	2:B:325:G:O4'	2.05	0.56
3:C:1:ALA:HB3	3:C:19:VAL:HG23	1.87	0.56
20:T:27:SER:O	20:T:28:ASN:HB3	2.06	0.56
20:T:43:ILE:O	20:T:46:ALA:HB3	2.05	0.56
6:F:113:PHE:CE1	6:F:116:LEU:HB2	2.41	0.56
2:B:1365:A:OP2	24:X:2:ARG:HG2	2.06	0.56
2:B:1561:C:H2'	2:B:1562:U:C6	2.40	0.56
2:B:139:U:N3	20:T:1:MET:HA	2.20	0.56
4:D:106:LYS:HB3	4:D:206:ALA:CB	2.36	0.56
2:B:2491:U:H5''	2:B:2570:G:H5'	1.86	0.56
2:B:851:C:H2'	2:B:852:U:H6	1.71	0.56
2:B:853:C:H2'	2:B:854:C:H6	1.71	0.56
23:W:37:VAL:C	23:W:39:GLN:H	2.08	0.56
2:B:1085:A:O2'	2:B:1105:U:H1'	2.05	0.56
18:R:55:ASP:CG	18:R:56:GLY:H	2.09	0.56
6:F:103:ILE:HG13	6:F:175:PRO:HD2	1.88	0.56
8:H:116:ARG:NE	8:H:133:GLN:HB3	2.16	0.56
8:H:7:ASP:CG	8:H:8:LYS:H	2.08	0.56
9:I:17:ALA:O	9:I:18:ASN:CB	2.54	0.56
2:B:2537:U:H2'	2:B:2538:C:H6	1.70	0.56
2:B:1373:A:H5'	2:B:2212:A:H1'	1.88	0.56
2:B:2840:C:H5''	14:N:53:THR:OG1	2.06	0.56
2:B:1061:U:H4'	2:B:1070:A:O3'	2.05	0.56
4:D:14:ILE:HA	16:P:11:GLN:NE2	2.19	0.56
2:B:346:A:H2'	2:B:347:A:O4'	2.05	0.56
28:1:41:VAL:HG23	28:1:42:VAL:H	1.69	0.56
2:B:1590:A:H2'	2:B:1591:A:H8	1.70	0.56
19:S:99:ARG:HG3	19:S:99:ARG:HH11	1.71	0.56
6:F:41:GLU:O	6:F:43:ILE:HG22	2.05	0.56
2:B:1355:G:O2'	2:B:1356:G:H5'	2.06	0.56
8:H:60:GLU:HA	8:H:63:ALA:HB2	1.86	0.56
12:L:110:VAL:HG23	12:L:126:ARG:O	2.06	0.56
2:B:2365:G:H4'	23:W:59:PHE:CE1	2.41	0.56
2:B:1055:G:C3'	2:B:1056:G:H4'	2.36	0.56
20:T:28:ASN:HA	20:T:91:GLN:OE1	2.06	0.56
9:I:108:ILE:HG22	9:I:128:ILE:HD13	1.88	0.56
22:V:2:PHE:CZ	22:V:55:GLU:HB2	2.41	0.56
4:D:106:LYS:HB3	4:D:206:ALA:N	2.20	0.56
2:B:171:U:H2'	2:B:172:A:C8	2.41	0.56
2:B:1593:A:H2'	2:B:1594:U:H6	1.70	0.56
2:B:1487:U:H2'	2:B:1488:C:H6	1.71	0.56

*Continued on next page...*

*Continued from previous page...*

Atom-1	Atom-2	Distance(Å)	Clash(Å)
2:B:969:G:H2'	2:B:970:U:C6	2.40	0.56
2:B:1709:U:H2'	2:B:1710:G:H8	1.70	0.56
2:B:559:G:H1'	17:Q:55:GLN:HE22	1.71	0.56
2:B:2076:U:O2	2:B:2076:U:O4'	2.24	0.56
2:B:2520:C:C6	2:B:2567:G:H1'	2.41	0.56
25:Y:40:SER:O	25:Y:43:LEU:HB2	2.05	0.56
4:D:148:GLN:HG3	4:D:152:PRO:CG	2.18	0.56
11:K:62:VAL:HG12	11:K:63:ARG:HD3	1.88	0.56
8:H:31:VAL:CG1	8:H:32:PRO:HD2	2.35	0.56
4:D:10:GLY:HA3	4:D:26:VAL:N	2.13	0.56
23:W:40:ARG:NH1	23:W:40:ARG:HG3	2.21	0.56
2:B:1058:U:H1'	9:I:117:THR:HG22	1.88	0.56
12:L:6:LEU:HD23	12:L:6:LEU:N	2.21	0.56
28:1:26:LYS:HZ3	28:1:52:LYS:HB3	1.70	0.56
2:B:68:G:O2'	2:B:69:C:H5'	2.06	0.56
2:B:743:A:O2'	2:B:744:U:H5'	2.06	0.56
2:B:1750:G:O2'	2:B:1751:U:H5'	2.06	0.56
7:G:24:THR:HG22	7:G:34:ARG:HA	1.87	0.56
2:B:1360:G:H2'	2:B:1361:G:H5'	1.87	0.56
2:B:1366:A:H2'	2:B:1367:A:O4'	2.05	0.56
11:K:70:ARG:O	11:K:71:PRO:C	2.43	0.55
2:B:1099:G:O2'	2:B:1100:C:H5'	2.07	0.55
22:V:17:SER:HB3	22:V:21:ARG:HH12	1.70	0.55
7:G:26:LYS:HG2	7:G:27:GLY:N	2.21	0.55
7:G:66:THR:O	7:G:70:LEU:HB2	2.06	0.55
2:B:321:U:OP2	5:E:130:LYS:HA	2.06	0.55
24:X:39:VAL:HG22	24:X:44:ARG:O	2.06	0.55
8:H:9:VAL:HG22	8:H:35:LYS:HD2	1.87	0.55
14:N:33:ILE:HG22	14:N:114:GLU:HB2	1.88	0.55
2:B:372:G:H5''	24:X:60:LYS:HD3	1.87	0.55
2:B:2795:C:H2'	2:B:2796:U:O4'	2.06	0.55
22:V:40:ILE:H	22:V:40:ILE:HD13	1.71	0.55
2:B:523:C:O2'	2:B:524:G:H5'	2.05	0.55
2:B:1099:G:C8	9:I:3:LYS:CB	2.89	0.55
3:C:141:HIS:CG	3:C:142:ASN:H	2.23	0.55
3:C:154:ALA:HB2	3:C:161:VAL:HG23	1.88	0.55
18:R:66:HIS:CE1	18:R:94:THR:HG22	2.41	0.55
3:C:58:LYS:O	3:C:59:GLN:HB2	2.04	0.55
4:D:14:ILE:CA	16:P:11:GLN:HE22	2.18	0.55
2:B:27:G:H1'	2:B:513:A:N6	2.20	0.55
2:B:1404:C:O2'	2:B:1405:U:H5'	2.06	0.55
24:X:34:SER:HA	24:X:48:LEU:O	2.07	0.55

*Continued on next page...*



*Continued from previous page...*

Atom-1	Atom-2	Distance(Å)	Clash(Å)
13:M:42:THR:C	13:M:44:ARG:H	2.09	0.55
2:B:37:C:O2'	2:B:38:A:H5'	2.06	0.55
2:B:485:C:O2'	19:S:60:HIS:NE2	2.39	0.55
27:O:9:ARG:O	27:O:12:ARG:HB3	2.06	0.55
10:J:45:THR:HG23	10:J:45:THR:O	2.04	0.55
18:R:2:TYR:CD2	18:R:13:ARG:HD2	2.40	0.55
2:B:2071:A:H2'	2:B:2072:C:H6	1.70	0.55
2:B:1805:A:N3	3:C:49:THR:CG2	2.70	0.55
6:F:134:GLN:HE22	6:F:136:ILE:HA	1.69	0.55
11:K:115:ILE:HD12	11:K:116:SER:N	2.21	0.55
2:B:2340:A:H2'	2:B:2341:G:H8	1.70	0.55
13:M:109:PRO:C	13:M:111:GLU:H	2.08	0.55
8:H:50:ARG:NH1	8:H:50:ARG:HA	2.21	0.55
2:B:841:G:O2'	2:B:842:U:H5'	2.06	0.55
2:B:433:C:O2'	2:B:434:U:H5'	2.06	0.55
2:B:2348:U:H1'	28:1:38:PHE:HE2	1.72	0.55
21:U:10:VAL:O	21:U:21:ARG:HD2	2.07	0.55
2:B:813:U:H2'	2:B:814:C:C6	2.42	0.55
2:B:1916:A:H2'	2:B:1917:U:C6	2.42	0.55
1:A:64:G:H2'	1:A:65:U:C6	2.41	0.55
17:Q:57:ARG:HA	17:Q:60:TRP:CE3	2.41	0.55
10:J:64:VAL:O	10:J:68:LYS:HE3	2.06	0.55
7:G:84:LYS:CG	7:G:85:LYS:H	2.15	0.55
2:B:19:A:H2'	2:B:20:C:C6	2.41	0.55
2:B:20:C:H2'	2:B:21:A:H8	1.70	0.55
15:O:70:ALA:O	15:O:74:VAL:HG23	2.05	0.55
2:B:1747:U:H2'	2:B:1748:C:C6	2.42	0.55
5:E:48:THR:H	5:E:51:GLU:HG3	1.72	0.55
2:B:464:U:H5'	29:2:5:PHE:CD2	2.41	0.55
2:B:863:A:H2'	2:B:864:G:C8	2.41	0.55
17:Q:51:GLN:O	17:Q:54:ARG:HB2	2.06	0.55
2:B:2600:A:O2'	2:B:2601:C:H5'	2.06	0.55
12:L:85:VAL:HG22	12:L:94:THR:HG22	1.89	0.55
14:N:83:LEU:HA	14:N:86:ARG:CB	2.26	0.55
23:W:9:THR:HG23	23:W:10:ARG:CD	2.32	0.55
17:Q:7:VAL:HG23	17:Q:8:ILE:N	2.20	0.55
3:C:73:ILE:HB	3:C:95:TYR:HD2	1.71	0.55
2:B:285:G:H3'	2:B:286:U:C6	2.42	0.55
2:B:320:A:H2'	5:E:131:THR:OG1	2.07	0.55
19:S:84:ARG:HB3	19:S:96:ILE:CG2	2.34	0.55
2:B:1439:A:N1	2:B:1552:A:N7	2.55	0.55
2:B:1594:U:H2'	2:B:1595:C:C6	2.41	0.55

*Continued on next page...*



*Continued from previous page...*

Atom-1	Atom-2	Distance(Å)	Clash(Å)
2:B:1484:U:H2'	2:B:1485:U:H6	1.72	0.55
12:L:110:VAL:HB	12:L:127:VAL:HG23	1.88	0.55
4:D:29:VAL:O	4:D:185:ASN:HB3	2.06	0.55
2:B:2199:A:H3'	2:B:2200:C:H6	1.71	0.55
2:B:2859:G:H2'	2:B:2860:A:C8	2.40	0.55
9:I:5:GLN:O	9:I:6:ALA:HB3	2.07	0.55
12:L:143:GLU:O	12:L:144:GLU:HB3	2.06	0.55
24:X:2:ARG:HA	24:X:32:LEU:CD2	2.36	0.55
11:K:13:SER:OG	11:K:51:VAL:HG23	2.07	0.55
2:B:2073:C:H5''	3:C:227:VAL:CG1	2.37	0.55
2:B:2702:G:H2'	2:B:2703:C:C6	2.42	0.55
4:D:137:SER:C	4:D:138:LEU:HD22	2.27	0.55
11:K:97:ARG:N	11:K:97:ARG:HE	2.04	0.55
2:B:1098:A:OP2	9:I:3:LYS:HG2	2.07	0.55
17:Q:91:ARG:CB	17:Q:93:ILE:HG22	2.37	0.55
11:K:63:ARG:N	11:K:82:ALA:HB3	2.21	0.55
4:D:118:PHE:O	4:D:119:ALA:HB3	2.05	0.55
4:D:13:ARG:HH12	16:P:74:GLN:HB3	1.70	0.55
2:B:2104:C:H3'	2:B:2104:C:H6	1.70	0.55
4:D:109:VAL:HA	4:D:202:ILE:O	2.06	0.55
4:D:172:VAL:O	4:D:173:GLN:HB2	2.07	0.55
3:C:245:THR:O	3:C:248:GLY:N	2.39	0.55
2:B:2538:C:H2'	2:B:2539:C:H6	1.72	0.55
2:B:753:A:H2'	2:B:754:U:C6	2.42	0.55
28:1:4:ILE:HG13	28:1:5:ARG:N	2.21	0.55
2:B:1300:G:H4'	2:B:1301:A:H5'	1.87	0.55
2:B:1400:U:H2'	2:B:1401:G:H8	1.72	0.55
2:B:129:C:H4'	2:B:1348:C:O2'	2.07	0.55
2:B:2269:G:H4'	23:W:18:LYS:HZ1	1.72	0.55
23:W:30:VAL:O	23:W:30:VAL:HG22	2.07	0.55
17:Q:60:TRP:CZ2	17:Q:93:ILE:HB	2.41	0.55
5:E:75:SER:O	5:E:77:ILE:HG12	2.07	0.55
2:B:919:U:H2'	2:B:920:A:H8	1.69	0.55
2:B:2443:C:H2'	2:B:2444:G:C8	2.42	0.55
2:B:1411:U:H2'	2:B:1412:U:H6	1.70	0.55
2:B:1958:C:O2'	2:B:1959:G:H5'	2.07	0.55
2:B:1015:U:H2'	2:B:1016:G:C8	2.42	0.55
2:B:2698:U:H2'	2:B:2699:C:C6	2.41	0.55
2:B:540:C:H2'	2:B:541:A:H8	1.72	0.55
17:Q:96:ASP:C	17:Q:98:ALA:H	2.10	0.55
2:B:857:G:N3	23:W:19:ARG:NH2	2.53	0.55
10:J:25:LEU:HB2	10:J:62:VAL:HG21	1.89	0.55

*Continued on next page...*

*Continued from previous page...*

Atom-1	Atom-2	Distance(Å)	Clash(Å)
7:G:70:LEU:O	7:G:74:MET:HG3	2.07	0.55
2:B:2327:A:H2'	2:B:2328:A:C8	2.42	0.55
2:B:2328:A:H2'	2:B:2329:U:H6	1.72	0.55
9:I:49:GLU:CB	9:I:52:LEU:HD12	2.37	0.55
7:G:163:TYR:O	7:G:166:GLU:HB3	2.07	0.55
1:A:29:A:H3'	1:A:30:C:C6	2.39	0.55
2:B:2650:U:H2'	2:B:2651:C:C6	2.42	0.55
2:B:2729:G:H2'	2:B:2730:C:C6	2.42	0.55
11:K:10:ALA:HB3	11:K:84:VAL:HG23	1.89	0.55
5:E:192:ALA:O	5:E:196:VAL:HG23	2.07	0.55
2:B:2836:U:H2'	2:B:2837:A:C8	2.42	0.55
23:W:20:LEU:HD11	23:W:35:ILE:HG13	1.89	0.55
23:W:49:ASN:HA	23:W:61:LYS:H	1.71	0.55
17:Q:65:ASN:HD21	17:Q:69:ARG:CZ	2.20	0.55
6:F:6:TYR:HA	6:F:9:ASP:HB2	1.89	0.55
14:N:45:ARG:O	14:N:49:GLU:HG3	2.07	0.55
2:B:582:A:H2'	2:B:583:G:C8	2.42	0.55
2:B:91:A:H1'	2:B:92:U:C6	2.41	0.55
6:F:122:ASP:OD2	6:F:126:ASN:HB2	2.06	0.55
13:M:64:TRP:HB2	13:M:104:GLU:HB3	1.89	0.55
2:B:863:A:H2'	2:B:864:G:H8	1.72	0.55
2:B:2841:C:H2'	2:B:2842:G:C8	2.42	0.55
21:U:40:LEU:HA	21:U:60:LYS:O	2.07	0.55
17:Q:38:VAL:O	17:Q:41:ALA:HB3	2.06	0.55
5:E:129:PRO:HD3	5:E:156:ASN:HD21	1.72	0.55
18:R:4:VAL:CG2	18:R:39:LEU:HG	2.38	0.54
2:B:2230:G:H4'	24:X:30:PRO:O	2.07	0.54
9:I:116:MET:HE1	9:I:128:ILE:CG1	2.36	0.54
19:S:35:ILE:HG22	27:O:24:VAL:HG13	1.88	0.54
2:B:1131:G:H4'	10:J:84:ILE:HG12	1.88	0.54
5:E:2:GLU:HG3	5:E:13:THR:H	1.69	0.54
2:B:582:A:H2'	2:B:583:G:H8	1.72	0.54
13:M:69:PRO:HA	13:M:94:ALA:HB2	1.88	0.54
2:B:170:U:O2'	2:B:171:U:H5'	2.08	0.54
2:B:958:U:H3	13:M:16:ARG:HB3	1.71	0.54
30:3:18:LYS:HD2	30:3:19:GLY:N	2.22	0.54
2:B:1315:C:O2'	2:B:1316:U:H5'	2.07	0.54
2:B:130:C:O2'	2:B:131:A:H5'	2.07	0.54
23:W:59:PHE:CD2	23:W:60:ALA:N	2.75	0.54
2:B:996:A:H1'	18:R:9:GLY:O	2.07	0.54
10:J:54:ILE:HD12	10:J:55:ILE:N	2.23	0.54
8:H:143:ILE:HG22	8:H:144:VAL:N	2.22	0.54

*Continued on next page...*

*Continued from previous page...*

Atom-1	Atom-2	Distance(Å)	Clash(Å)
2:B:2314:A:H2'	2:B:2315:G:H8	1.71	0.54
2:B:2331:G:O2'	23:W:40:ARG:HB3	2.07	0.54
3:C:130:PRO:HA	3:C:188:ARG:HA	1.87	0.54
2:B:2881:U:H2'	2:B:2882:A:H8	1.72	0.54
2:B:825:A:O2'	2:B:826:U:H5'	2.07	0.54
2:B:636:G:H3'	12:L:128:THR:HG21	1.89	0.54
12:L:6:LEU:CD2	12:L:6:LEU:H	2.19	0.54
12:L:4:ASN:N	12:L:4:ASN:ND2	2.53	0.54
24:X:35:HIS:HD2	24:X:36:ARG:N	2.05	0.54
2:B:2492:U:O2'	2:B:2493:U:H5'	2.06	0.54
2:B:2666:C:O4'	2:B:2666:C:O2	2.23	0.54
2:B:1737:G:H5'	2:B:1738:G:OP2	2.08	0.54
2:B:1055:G:H3'	2:B:1056:G:H4'	1.89	0.54
20:T:50:LEU:O	20:T:51:PHE:HB2	2.07	0.54
8:H:119:ASN:C	8:H:121:VAL:H	2.11	0.54
2:B:2230:G:H2'	2:B:2231:U:C6	2.42	0.54
24:X:67:LEU:HD22	24:X:77:TYR:CD1	2.43	0.54
26:Z:16:LEU:HD22	26:Z:16:LEU:N	2.20	0.54
5:E:146:VAL:HG12	5:E:147:LEU:H	1.73	0.54
2:B:1175:A:H2'	2:B:1176:U:C4'	2.38	0.54
2:B:518:G:H4'	19:S:18:ARG:NH2	2.22	0.54
2:B:1152:C:H2'	2:B:1153:C:H6	1.71	0.54
12:L:51:GLU:HG2	30:3:56:LEU:HD21	1.89	0.54
2:B:2729:G:H2'	2:B:2730:C:H6	1.72	0.54
2:B:847:U:H6	2:B:934:U:H1'	1.71	0.54
2:B:906:U:H4'	13:M:66:ARG:NH1	2.23	0.54
2:B:184:C:H2'	2:B:185:G:H8	1.71	0.54
2:B:2885:G:N2	27:0:31:LYS:HG2	2.23	0.54
10:J:119:PHE:C	10:J:121:LYS:H	2.10	0.54
17:Q:69:ARG:HB2	17:Q:69:ARG:NH2	2.23	0.54
16:P:62:LYS:HB3	16:P:69:VAL:HG22	1.89	0.54
8:H:31:VAL:HB	8:H:32:PRO:CD	2.28	0.54
4:D:33:ARG:NE	4:D:74:GLU:HB3	2.16	0.54
16:P:8:GLU:HG3	16:P:54:LEU:HB3	1.89	0.54
2:B:299:A:H2'	2:B:300:A:C8	2.41	0.54
20:T:69:ARG:HH11	20:T:70:HIS:N	2.05	0.54
8:H:104:THR:O	8:H:109:GLU:HA	2.06	0.54
2:B:1551:A:C3'	2:B:1552:A:H5''	2.36	0.54
2:B:2341:G:H2'	2:B:2342:C:H6	1.73	0.54
2:B:2591:C:H2'	2:B:2592:G:H8	1.72	0.54
26:Z:15:ARG:HD2	26:Z:15:ARG:N	2.23	0.54
2:B:1400:U:H2'	2:B:1401:G:C8	2.42	0.54

*Continued on next page...*

*Continued from previous page...*

Atom-1	Atom-2	Distance(Å)	Clash(Å)
7:G:82:PHE:CZ	7:G:137:LYS:HB2	2.43	0.54
7:G:171:LYS:HD3	7:G:172:GLU:H	1.70	0.54
2:B:1188:U:O2'	2:B:1189:A:H5'	2.07	0.54
23:W:24:ARG:HA	23:W:66:VAL:N	2.18	0.54
13:M:38:ARG:CB	13:M:38:ARG:HH11	2.15	0.54
4:D:68:PHE:HB3	4:D:73:VAL:CG2	2.37	0.54
9:I:129:GLU:HB3	9:I:133:ARG:HH12	1.71	0.54
2:B:2103:C:H3'	2:B:2104:C:O2	2.07	0.54
6:F:140:ILE:HG22	6:F:141:ASP:OD2	2.07	0.54
2:B:2547:A:H4'	11:K:28:HIS:CE1	2.41	0.54
2:B:522:A:H2'	2:B:523:C:C6	2.42	0.54
27:O:30:ASP:HB3	27:O:33:SER:O	2.07	0.54
20:T:68:LYS:O	20:T:74:ILE:HG13	2.07	0.54
2:B:589:U:H2'	2:B:590:A:C8	2.42	0.54
2:B:1862:G:O2'	2:B:1863:G:H5'	2.08	0.54
22:V:48:MET:O	22:V:51:GLN:HG3	2.08	0.54
16:P:28:LYS:O	16:P:81:ASP:HB3	2.07	0.54
21:U:48:VAL:O	21:U:50:ALA:N	2.40	0.54
2:B:1387:A:H5'	2:B:1469:A:H1'	1.90	0.54
2:B:1080:A:H4'	9:I:126:ARG:CD	2.37	0.54
19:S:48:LYS:O	19:S:52:GLU:HG2	2.07	0.54
11:K:36:ASP:O	11:K:60:VAL:HA	2.07	0.54
2:B:104:A:H2'	2:B:105:C:C6	2.43	0.54
7:G:40:VAL:HG12	7:G:52:GLY:O	2.08	0.54
3:C:68:ARG:NH2	3:C:103:ILE:HD13	2.23	0.54
10:J:99:ARG:C	10:J:101:ILE:H	2.09	0.54
17:Q:94:LEU:HD21	18:R:12:HIS:HA	1.89	0.54
18:R:54:VAL:HG22	18:R:55:ASP:H	1.72	0.54
4:D:24:VAL:HG22	4:D:25:THR:H	1.72	0.54
9:I:54:ILE:HD13	9:I:55:PRO:N	2.22	0.54
4:D:34:VAL:CG1	4:D:48:ILE:HD11	2.37	0.54
2:B:150:U:H2'	2:B:151:C:C6	2.42	0.54
8:H:72:ILE:O	8:H:142:VAL:HG21	2.07	0.54
2:B:1164:C:H2'	2:B:1165:A:H8	1.72	0.54
1:A:61:G:H2'	1:A:62:C:C6	2.42	0.54
2:B:1736:U:H2'	2:B:1737:G:O4'	2.07	0.54
2:B:84:A:H4'	2:B:85:G:O5'	2.07	0.54
2:B:696:G:O2'	2:B:697:G:H5'	2.07	0.54
7:G:22:VAL:HG22	7:G:36:LEU:CD1	2.38	0.54
2:B:2101:A:H2'	2:B:2102:G:H8	1.73	0.54
2:B:564:C:O2'	2:B:565:C:H5'	2.08	0.54
2:B:1904:G:H1'	2:B:1927:A:N1	2.22	0.54

*Continued on next page...*

*Continued from previous page...*

Atom-1	Atom-2	Distance(Å)	Clash(Å)
2:B:1055:G:H1'	2:B:1085:A:C2	2.43	0.54
10:J:5:THR:N	10:J:44:TYR:HE2	2.05	0.54
18:R:51:VAL:O	18:R:52:PRO:C	2.46	0.54
2:B:1655:A:H5'	4:D:118:PHE:CG	2.42	0.54
12:L:124:GLY:N	12:L:143:GLU:CG	2.71	0.54
2:B:116:C:O2'	2:B:126:A:C8	2.59	0.54
5:E:149:ILE:HG13	5:E:170:ARG:O	2.08	0.54
7:G:88:LEU:HD13	7:G:93:TYR:HB3	1.89	0.54
8:H:58:LEU:HA	8:H:61:VAL:CG1	2.38	0.54
2:B:1853:A:N1	2:B:2087:G:H1'	2.22	0.54
2:B:1945:G:H2'	2:B:1946:U:C6	2.43	0.54
2:B:729:G:C6	3:C:206:LYS:HB2	2.43	0.54
14:N:77:ALA:O	14:N:81:ASN:HB2	2.08	0.54
15:O:15:ARG:HH21	15:O:95:SER:HB3	1.72	0.54
2:B:2027:G:O2'	2:B:2028:U:H5'	2.07	0.54
2:B:1051:G:H2'	2:B:1052:C:H6	1.73	0.54
3:C:145:MET:HE3	3:C:153:LEU:HD21	1.90	0.54
20:T:38:ALA:HB2	20:T:81:LYS:NZ	2.21	0.54
16:P:77:SER:OG	16:P:79:VAL:HG22	2.08	0.54
2:B:285:G:H3'	2:B:286:U:H6	1.73	0.54
4:D:121:THR:HB	4:D:127:PHE:HB2	1.89	0.54
2:B:139:U:C4	20:T:1:MET:HA	2.43	0.54
1:A:75:G:H4'	22:V:29:ILE:HG21	1.89	0.54
2:B:1405:U:H2'	2:B:1406:U:H6	1.72	0.54
2:B:1354:A:H2'	2:B:1355:G:O4'	2.08	0.54
2:B:1220:G:H2'	2:B:1221:C:H6	1.73	0.54
15:O:89:ASP:HA	15:O:116:GLN:O	2.08	0.54
18:R:91:GLN:HG3	18:R:92:TRP:H	1.73	0.54
23:W:50:VAL:O	23:W:59:PHE:HB3	2.08	0.54
9:I:76:ALA:HA	9:I:135:MET:SD	2.48	0.54
21:U:12:VAL:HG21	21:U:38:ILE:HD11	1.90	0.54
6:F:12:VAL:O	6:F:16:MET:N	2.33	0.54
25:Y:7:ARG:NH2	25:Y:9:LYS:H	2.07	0.54
6:F:134:GLN:NE2	6:F:136:ILE:HA	2.22	0.54
2:B:171:U:H2'	2:B:172:A:H8	1.72	0.54
2:B:277:G:O2'	2:B:278:A:H3'	2.08	0.54
12:L:116:VAL:HG13	12:L:117:THR:H	1.72	0.54
8:H:57:LYS:HG3	8:H:58:LEU:N	2.23	0.54
2:B:164:C:H2'	2:B:165:A:H5'	1.90	0.54
2:B:354:A:H2'	2:B:355:U:C6	2.42	0.54
5:E:150:THR:HG21	5:E:153:LEU:HA	1.89	0.54
8:H:60:GLU:O	8:H:63:ALA:HB3	2.07	0.54

*Continued on next page...*

*Continued from previous page...*

Atom-1	Atom-2	Distance(Å)	Clash(Å)
21:U:20:LYS:O	21:U:21:ARG:HG2	2.07	0.54
14:N:102:PHE:CD1	14:N:102:PHE:N	2.76	0.54
2:B:457:A:N1	2:B:470:A:H5'	2.22	0.54
14:N:41:ALA:C	14:N:43:GLU:H	2.11	0.54
23:W:51:GLY:HA3	23:W:59:PHE:HB2	1.89	0.53
20:T:38:ALA:O	20:T:39:THR:HB	2.08	0.53
2:B:2680:U:OP2	4:D:114:LYS:HB3	2.08	0.53
2:B:17:G:H2'	2:B:18:U:C6	2.43	0.53
7:G:8:VAL:HG21	7:G:51:PHE:HE2	1.70	0.53
21:U:26:ASN:HD22	21:U:26:ASN:N	2.06	0.53
8:H:7:ASP:CG	8:H:8:LYS:N	2.62	0.53
2:B:2294:G:O2'	2:B:2295:C:H5'	2.08	0.53
2:B:1440:U:H2'	2:B:1441:G:H8	1.72	0.53
2:B:1547:C:H2'	2:B:1548:A:C8	2.43	0.53
5:E:153:LEU:HD22	5:E:171:ASP:HB2	1.90	0.53
16:P:31:VAL:HG11	16:P:38:ARG:NE	2.23	0.53
5:E:37:ALA:C	5:E:39:ALA:H	2.11	0.53
2:B:2845:U:O2'	2:B:2846:G:H5'	2.08	0.53
2:B:1415:U:O2'	2:B:1416:G:H4'	2.08	0.53
18:R:68:ARG:HB3	18:R:90:ARG:HG2	1.90	0.53
6:F:69:ALA:HB1	6:F:78:ILE:CG2	2.33	0.53
31:4:7:VAL:CG1	31:4:8:LYS:H	2.16	0.53
2:B:2336:A:C5	23:W:40:ARG:HD2	2.44	0.53
21:U:35:VAL:HB	21:U:38:ILE:CG2	2.36	0.53
10:J:65:THR:HG23	10:J:66:GLY:N	2.23	0.53
2:B:127:A:OP2	29:2:46:LYS:HE3	2.09	0.53
7:G:154:GLU:O	7:G:156:TYR:N	2.42	0.53
2:B:2070:A:H2'	2:B:2071:A:H8	1.73	0.53
2:B:1547:C:H2'	2:B:1548:A:H8	1.73	0.53
22:V:42:LEU:N	22:V:42:LEU:HD23	2.24	0.53
2:B:2805:C:O2'	2:B:2806:C:H5'	2.08	0.53
14:N:24:MET:HG2	14:N:44:LEU:HD13	1.89	0.53
2:B:1495:A:H1'	2:B:1579:A:H5'	1.90	0.53
2:B:281:C:H2'	2:B:282:A:C8	2.43	0.53
2:B:2187:U:H2'	2:B:2188:U:H6	1.72	0.53
2:B:1485:U:H2'	2:B:1486:U:C6	2.43	0.53
2:B:2392:A:H4'	30:3:27:ASN:HD21	1.73	0.53
2:B:1015:U:H2'	2:B:1016:G:H8	1.73	0.53
6:F:70:ARG:HD2	6:F:71:LYS:H	1.73	0.53
2:B:930:G:H1'	26:Z:24:LEU:HD11	1.89	0.53
14:N:38:LEU:HB3	14:N:39:PRO:HD3	1.89	0.53
23:W:19:ARG:NH1	23:W:22:VAL:HG11	2.23	0.53

*Continued on next page...*

*Continued from previous page...*

Atom-1	Atom-2	Distance(Å)	Clash(Å)
18:R:49:ILE:HB	18:R:53:PHE:O	2.09	0.53
2:B:2308:G:C8	2:B:2308:G:H5'	2.44	0.53
8:H:82:SER:O	8:H:83:LYS:HD2	2.08	0.53
4:D:182:ALA:O	4:D:183:GLU:HB2	2.08	0.53
2:B:2834:G:H2'	2:B:2879:A:N6	2.23	0.53
34:B:3545:HOH:O	12:L:39:LYS:HB2	2.07	0.53
2:B:1796:U:H2'	2:B:1797:G:H8	1.72	0.53
2:B:1322:A:H2'	2:B:1323:C:H5'	1.89	0.53
2:B:1485:U:H2'	2:B:1486:U:H6	1.73	0.53
2:B:2601:C:C3'	2:B:2602:A:H5''	2.38	0.53
2:B:2708:G:H1'	14:N:71:ARG:NH2	2.23	0.53
2:B:2248:C:H2'	2:B:2249:U:O4'	2.08	0.53
25:Y:19:LEU:O	25:Y:24:GLU:HB2	2.09	0.53
2:B:499:U:H2'	2:B:500:G:O4'	2.08	0.53
23:W:30:VAL:HA	23:W:60:ALA:O	2.08	0.53
2:B:1395:A:H4'	2:B:1397:U:C4	2.42	0.53
12:L:143:GLU:HG2	12:L:144:GLU:H	1.73	0.53
6:F:62:GLN:HG3	6:F:91:ARG:HH11	1.74	0.53
10:J:35:ARG:NE	10:J:140:LEU:HD11	2.15	0.53
2:B:2896:C:H2'	2:B:2897:U:C6	2.44	0.53
2:B:654:A:C2'	2:B:655:A:H5''	2.39	0.53
2:B:245:G:O2'	2:B:246:C:H5'	2.08	0.53
2:B:2360:G:H1'	12:L:60:ARG:HD2	1.90	0.53
2:B:2665:A:O2'	2:B:2666:C:H5'	2.09	0.53
2:B:1585:C:H2'	2:B:1586:A:O4'	2.08	0.53
23:W:50:VAL:HG23	23:W:61:LYS:HE3	1.91	0.53
17:Q:20:ALA:HA	17:Q:23:TYR:CE1	2.43	0.53
5:E:57:LYS:C	5:E:58:LYS:HD3	2.28	0.53
2:B:1444:G:O2'	2:B:1445:G:H5'	2.09	0.53
8:H:12:LEU:HG	8:H:12:LEU:O	2.09	0.53
2:B:712:G:H2'	2:B:713:G:O4'	2.09	0.53
7:G:41:GLU:HB3	7:G:52:GLY:O	2.08	0.53
17:Q:91:ARG:NE	17:Q:94:LEU:HD23	2.08	0.53
8:H:81:ALA:CB	8:H:147:VAL:H	2.21	0.53
17:Q:4:LYS:HG2	17:Q:7:VAL:HG22	1.90	0.53
19:S:35:ILE:HA	27:O:24:VAL:CG1	2.39	0.53
26:Z:16:LEU:CD2	26:Z:16:LEU:H	2.18	0.53
2:B:774:G:H5''	3:C:47:ARG:HH21	1.73	0.53
6:F:134:GLN:HB2	6:F:149:ARG:HB2	1.91	0.53
2:B:1535:A:H3'	2:B:1536:C:C6	2.44	0.53
2:B:1163:G:O2'	2:B:1164:C:H5'	2.09	0.53
8:H:54:LEU:C	8:H:56:ALA:H	2.11	0.53

*Continued on next page...*



*Continued from previous page...*

Atom-1	Atom-2	Distance(Å)	Clash(Å)
3:C:132:ARG:HG3	3:C:132:ARG:O	2.08	0.53
2:B:2008:C:H2'	2:B:2009:A:H8	1.74	0.53
18:R:3:ALA:O	18:R:4:VAL:HG13	2.08	0.53
2:B:1341:G:O6	20:T:24:MET:SD	2.66	0.53
24:X:76:LYS:HG3	24:X:77:TYR:H	1.72	0.53
2:B:645:C:H3'	2:B:646:U:H5	1.72	0.53
6:F:59:ILE:HD12	6:F:59:ILE:N	2.23	0.53
2:B:898:C:O3'	2:B:899:A:H4'	2.09	0.53
2:B:2033:A:H1'	2:B:2035:G:OP2	2.09	0.53
6:F:43:ILE:HD12	6:F:46:LYS:HE2	1.90	0.53
2:B:2860:A:O5'	2:B:2860:A:H8	1.92	0.53
2:B:2603:G:O2'	2:B:2604:U:H5'	2.08	0.53
3:C:110:LYS:HB3	3:C:113:ASP:OD2	2.09	0.53
2:B:2563:U:H2'	2:B:2565:A:OP2	2.09	0.53
2:B:1268:A:H2'	2:B:1269:A:O4'	2.08	0.53
2:B:1819:A:H5''	3:C:159:THR:HG21	1.90	0.53
17:Q:71:ASN:ND2	17:Q:106:THR:HG23	2.20	0.53
14:N:82:GLU:HB3	14:N:83:LEU:HD12	1.90	0.53
4:D:25:THR:HG21	4:D:193:VAL:HG22	1.90	0.53
7:G:58:ALA:C	7:G:60:GLY:H	2.10	0.53
9:I:71:LYS:HB3	9:I:115:ASP:OD2	2.07	0.53
8:H:80:ILE:O	8:H:146:VAL:HA	2.09	0.53
13:M:37:GLY:CA	13:M:127:LYS:HE2	2.36	0.53
2:B:2136:G:O2'	2:B:2137:U:H5'	2.09	0.53
2:B:558:U:P	10:J:113:PRO:HG2	2.48	0.53
2:B:636:G:OP2	12:L:128:THR:HG22	2.09	0.53
28:1:8:ILE:HD11	28:1:52:LYS:HG3	1.90	0.53
2:B:1486:U:H2'	2:B:1487:U:H6	1.74	0.53
2:B:540:C:O2'	2:B:541:A:H5'	2.08	0.53
3:C:204:LEU:HD22	3:C:209:ALA:HB1	1.91	0.53
13:M:120:ALA:O	13:M:122:ALA:N	2.41	0.53
2:B:1783:A:H5'	2:B:2608:G:H4'	1.91	0.53
4:D:118:PHE:CD1	4:D:119:ALA:N	2.76	0.53
9:I:57:VAL:HG23	9:I:71:LYS:NZ	2.24	0.53
2:B:1024:G:H21	2:B:1144:A:C4'	2.22	0.53
7:G:115:GLN:HG2	7:G:116:LEU:N	2.23	0.53
2:B:2800:A:OP2	2:B:2800:A:H3'	2.09	0.53
15:O:28:VAL:HG21	15:O:106:LEU:HD21	1.91	0.53
6:F:141:ASP:HB2	6:F:144:LYS:CE	2.39	0.53
2:B:1317:G:H2'	2:B:1318:U:C6	2.43	0.53
21:U:32:LYS:HE2	21:U:65:GLN:HG2	1.90	0.53
17:Q:51:GLN:O	17:Q:55:GLN:HG3	2.09	0.53

*Continued on next page...*



*Continued from previous page...*

Atom-1	Atom-2	Distance(Å)	Clash(Å)
2:B:159:G:O2'	2:B:160:A:H5''	2.09	0.53
2:B:572:A:OP2	18:R:80:ARG:NH2	2.42	0.53
2:B:2772:C:H4'	4:D:171:THR:CG2	2.39	0.53
2:B:852:U:H2'	2:B:853:C:H6	1.73	0.53
23:W:30:VAL:HG13	23:W:30:VAL:O	2.09	0.53
23:W:37:VAL:HG13	23:W:55:ASP:O	2.09	0.53
3:C:146:LYS:HG3	3:C:149:LYS:HE3	1.91	0.53
17:Q:88:GLU:CA	18:R:49:ILE:HD11	2.39	0.53
31:4:7:VAL:HG23	31:4:35:GLN:CB	2.38	0.53
2:B:2091:C:H1'	24:X:33:HIS:CD2	2.44	0.53
9:I:79:LEU:HD11	9:I:131:THR:OG1	2.09	0.53
21:U:62:ALA:O	21:U:63:ALA:HB3	2.09	0.53
2:B:1559:U:H3'	2:B:1560:G:C5'	2.39	0.53
19:S:9:HIS:H	19:S:102:HIS:CE1	2.27	0.53
2:B:900:A:H2'	2:B:901:C:C6	2.44	0.53
11:K:1:ILE:H3	11:K:1:ILE:HD12	1.73	0.53
2:B:99:U:O4'	2:B:99:U:O2	2.27	0.53
2:B:1690:A:H2'	2:B:1691:C:O4'	2.09	0.53
2:B:657:U:H2'	2:B:658:U:C6	2.44	0.53
2:B:852:U:H2'	2:B:853:C:C6	2.44	0.52
2:B:1054:A:H2'	2:B:1055:G:C8	2.44	0.52
22:V:30:ILE:O	22:V:37:PRO:HA	2.09	0.52
1:A:51:G:H2'	1:A:52:A:H5''	1.91	0.52
11:K:112:MET:SD	11:K:115:ILE:HD11	2.49	0.52
2:B:634:C:H2'	2:B:635:C:H6	1.74	0.52
2:B:1507:C:O3'	2:B:1508:A:H4'	2.09	0.52
4:D:56:LYS:C	4:D:58:ASN:H	2.12	0.52
2:B:1356:G:H2'	2:B:1357:C:C6	2.43	0.52
2:B:2875:C:H2'	2:B:2876:G:H8	1.73	0.52
2:B:1351:C:H2'	2:B:1352:U:O4'	2.09	0.52
8:H:22:LYS:C	8:H:24:GLY:H	2.12	0.52
23:W:49:ASN:O	23:W:50:VAL:HG13	2.09	0.52
23:W:59:PHE:O	23:W:60:ALA:HB3	2.09	0.52
18:R:5:PHE:O	18:R:11:GLN:HA	2.08	0.52
6:F:104:THR:O	6:F:108:PRO:HG2	2.09	0.52
9:I:52:LEU:HD22	9:I:81:LYS:HD3	1.90	0.52
7:G:51:PHE:CD2	7:G:68:ARG:HG2	2.44	0.52
2:B:340:A:H2'	2:B:341:C:O4'	2.09	0.52
28:1:33:LEU:HG	28:1:35:LEU:HD22	1.91	0.52
20:T:1:MET:C	20:T:2:ILE:HD13	2.30	0.52
13:M:68:PHE:CG	13:M:69:PRO:HD2	2.43	0.52
2:B:1139:G:O2'	2:B:1140:C:H5'	2.10	0.52

*Continued on next page...*

*Continued from previous page...*

Atom-1	Atom-2	Distance(Å)	Clash(Å)
2:B:1412:U:H2'	2:B:1413:A:H8	1.73	0.52
5:E:129:PRO:HD3	5:E:156:ASN:ND2	2.23	0.52
2:B:2458:G:H8	2:B:2459:A:H62	1.57	0.52
14:N:8:ARG:HH11	14:N:42:LYS:HB3	1.74	0.52
6:F:128:SER:HA	6:F:154:THR:HA	1.91	0.52
24:X:2:ARG:HB2	24:X:11:PRO:HD3	1.91	0.52
2:B:2331:G:H2'	2:B:2332:C:C6	2.43	0.52
2:B:1197:G:H2'	2:B:1198:U:C6	2.44	0.52
22:V:1:MET:HG3	22:V:2:PHE:CD2	2.44	0.52
11:K:108:SER:O	11:K:110:LYS:N	2.43	0.52
4:D:105:LYS:HA	4:D:177:VAL:CG2	2.40	0.52
1:A:28:C:H2'	1:A:29:A:C1'	2.39	0.52
2:B:1725:U:H2'	2:B:1726:C:C6	2.44	0.52
2:B:1356:G:H2'	2:B:1357:C:H6	1.74	0.52
2:B:2766:A:N3	2:B:2766:A:H2'	2.24	0.52
10:J:130:HIS:HD2	10:J:132:HIS:HB2	1.74	0.52
2:B:1461:C:O2'	2:B:1462:C:H5'	2.10	0.52
19:S:55:ILE:O	19:S:59:GLU:HG2	2.09	0.52
3:C:30:ALA:N	3:C:31:PRO:HD2	2.23	0.52
6:F:74:ALA:CB	6:F:78:ILE:HB	2.38	0.52
12:L:2:ARG:HG2	12:L:2:ARG:O	2.10	0.52
2:B:126:A:H5'	29:2:19:ARG:CG	2.35	0.52
1:A:51:G:H5''	15:O:64:TYR:CD2	2.44	0.52
15:O:24:THR:OG1	15:O:90:VAL:HG12	2.10	0.52
2:B:2320:U:O2'	2:B:2322:A:N7	2.40	0.52
2:B:1533:C:H2'	2:B:1534:U:O4'	2.09	0.52
9:I:99:LYS:HD3	9:I:99:LYS:N	2.24	0.52
2:B:1735:A:H2'	2:B:1736:U:O4'	2.10	0.52
12:L:55:MET:HA	12:L:55:MET:HE3	1.89	0.52
18:R:43:ASN:ND2	18:R:45:GLU:H	2.07	0.52
2:B:2395:C:H2'	2:B:2396:G:O4'	2.09	0.52
19:S:46:LEU:O	19:S:50:VAL:HG23	2.09	0.52
8:H:81:ALA:CB	8:H:149:GLU:HB2	2.38	0.52
22:V:65:VAL:O	22:V:68:LYS:HG2	2.10	0.52
2:B:20:C:H2'	2:B:21:A:C8	2.44	0.52
2:B:193:U:O3'	2:B:803:U:H4'	2.09	0.52
2:B:1842:G:H2'	2:B:1843:C:H6	1.72	0.52
5:E:21:ARG:NH2	5:E:21:ARG:HB2	2.24	0.52
2:B:2039:U:H2'	2:B:2040:G:C8	2.43	0.52
7:G:82:PHE:HB2	7:G:134:GLY:O	2.09	0.52
2:B:718:A:H3'	2:B:719:C:H6	1.75	0.52
5:E:23:PHE:N	5:E:114:ARG:HH22	2.07	0.52

*Continued on next page...*

*Continued from previous page...*

Atom-1	Atom-2	Distance(Å)	Clash(Å)
23:W:41:GLY:HA2	23:W:44:PHE:CE2	2.44	0.52
16:P:73:PHE:C	16:P:75:THR:H	2.13	0.52
3:C:124:LYS:HG3	3:C:125:PRO:HD2	1.91	0.52
18:R:2:TYR:CE2	18:R:13:ARG:HD2	2.45	0.52
14:N:83:LEU:N	14:N:83:LEU:HD12	2.24	0.52
8:H:99:ILE:C	8:H:101:ASP:H	2.13	0.52
8:H:4:ILE:HG23	8:H:17:ASP:C	2.30	0.52
16:P:4:ILE:HG22	16:P:5:LYS:H	1.75	0.52
9:I:32:VAL:HG22	9:I:60:VAL:CG2	2.40	0.52
2:B:919:U:H6	2:B:919:U:O5'	1.93	0.52
15:O:11:ALA:HB2	15:O:96:GLY:N	2.23	0.52
2:B:1935:G:H1'	2:B:1964:G:N2	2.24	0.52
2:B:1145:C:O2'	2:B:1146:C:H5'	2.10	0.52
2:B:1420:A:H2'	2:B:2211:A:N6	2.24	0.52
11:K:63:ARG:O	11:K:81:ASN:HA	2.10	0.52
8:H:27:ARG:HG2	8:H:27:ARG:HH21	1.73	0.52
2:B:1060:U:O2	2:B:1088:A:C8	2.63	0.52
8:H:83:LYS:O	8:H:90:LEU:HA	2.08	0.52
2:B:720:U:H2'	2:B:721:A:C8	2.44	0.52
27:O:55:ALA:HB3	27:O:56:LYS:NZ	2.24	0.52
2:B:1545:A:H2'	2:B:1546:G:O4'	2.10	0.52
17:Q:73:ILE:HG13	17:Q:74:SER:N	2.25	0.52
2:B:493:G:H2'	2:B:494:G:O4'	2.10	0.52
21:U:20:LYS:HG3	21:U:21:ARG:H	1.74	0.52
2:B:1399:C:O2'	2:B:1400:U:H5'	2.10	0.52
2:B:1927:A:H2'	2:B:1928:A:C8	2.45	0.52
6:F:70:ARG:HD2	6:F:71:LYS:N	2.25	0.52
2:B:198:C:H6	2:B:198:C:O5'	1.93	0.52
11:K:25:GLY:HA3	11:K:29:ARG:HD2	1.91	0.52
2:B:1871:A:H8	2:B:1872:A:C5	2.27	0.52
2:B:1893:C:H2'	2:B:1894:C:O4'	2.08	0.52
2:B:2218:G:O2'	2:B:2219:U:H5'	2.10	0.52
3:C:159:THR:O	3:C:194:VAL:HG12	2.10	0.52
17:Q:87:VAL:HG13	17:Q:89:ILE:HD11	1.92	0.52
18:R:4:VAL:HA	18:R:12:HIS:O	2.10	0.52
5:E:108:ILE:CG1	12:L:2:ARG:HH22	2.15	0.52
4:D:22:ILE:HG22	4:D:23:PRO:O	2.08	0.52
2:B:513:A:H8	2:B:513:A:O5'	1.92	0.52
2:B:1431:A:H2'	2:B:1432:G:C8	2.44	0.52
18:R:60:LYS:H	18:R:100:GLY:HA3	1.75	0.52
1:A:51:G:C2'	1:A:52:A:H5''	2.40	0.52
9:I:85:ILE:CD1	9:I:137:LEU:HD21	2.39	0.52

*Continued on next page...*

*Continued from previous page...*

Atom-1	Atom-2	Distance(Å)	Clash(Å)
3:C:246:PRO:HB2	3:C:247:TRP:CE3	2.44	0.52
17:Q:73:ILE:HD11	17:Q:77:LYS:HD3	1.92	0.52
2:B:1484:U:H2'	2:B:1485:U:C6	2.45	0.52
5:E:153:LEU:HB3	5:E:171:ASP:OD1	2.09	0.52
29:2:26:ASN:C	29:2:28:ARG:H	2.13	0.52
2:B:2436:G:O2'	2:B:2437:G:H5'	2.10	0.52
2:B:925:A:O2'	2:B:926:G:H5'	2.10	0.52
2:B:1083:U:O2	2:B:1085:A:H8	1.93	0.52
2:B:1099:G:C5'	9:I:3:LYS:N	2.72	0.52
6:F:39:VAL:CG1	6:F:84:ILE:HD12	2.40	0.52
4:D:114:LYS:CD	4:D:116:LYS:HE3	2.39	0.52
2:B:2755:C:HO2'	2:B:2756:U:H6	1.56	0.52
7:G:27:GLY:HA3	7:G:78:VAL:HB	1.90	0.52
17:Q:7:VAL:HG23	17:Q:8:ILE:H	1.75	0.52
19:S:31:GLN:O	19:S:33:LEU:N	2.41	0.52
15:O:7:ARG:HD2	15:O:97:PHE:CE1	2.45	0.52
18:R:15:SER:O	18:R:18:GLN:HG3	2.09	0.52
2:B:276:U:C2'	2:B:276:U:O2	2.58	0.52
24:X:39:VAL:CG2	24:X:42:GLU:HB3	2.39	0.52
2:B:2297:A:N1	2:B:2320:U:H4'	2.23	0.52
2:B:709:U:H2'	2:B:710:U:C6	2.45	0.52
3:C:244:VAL:HA	3:C:251:THR:H	1.74	0.52
8:H:39:ALA:C	8:H:41:LYS:H	2.13	0.52
5:E:95:LYS:HZ1	5:E:97:ASN:HA	1.74	0.52
2:B:1915:U:H2'	2:B:1916:A:O4'	2.10	0.52
2:B:794:A:H2'	2:B:795:C:C6	2.44	0.52
2:B:2352:A:N1	23:W:30:VAL:HG11	2.24	0.52
18:R:27:ILE:HG22	18:R:28:ALA:N	2.25	0.52
19:S:44:ALA:C	19:S:46:LEU:H	2.13	0.52
6:F:64:PRO:HA	6:F:88:VAL:HG21	1.92	0.52
13:M:19:GLY:C	13:M:20:LEU:HD22	2.29	0.52
2:B:127:A:H5''	2:B:128:C:O4'	2.08	0.52
2:B:547:A:C8	2:B:548:G:H1'	2.45	0.52
2:B:338:G:N2	2:B:339:U:H1'	2.25	0.52
2:B:1812:U:C1'	3:C:44:ASN:HD21	2.23	0.52
15:O:67:ASN:H	15:O:70:ALA:HB3	1.74	0.52
17:Q:56:PHE:C	17:Q:58:GLN:N	2.62	0.52
30:3:27:ASN:N	30:3:27:ASN:ND2	2.58	0.52
6:F:41:GLU:O	6:F:43:ILE:N	2.41	0.52
1:A:95:U:H2'	1:A:96:G:H8	1.74	0.52
9:I:63:ASP:O	9:I:64:ARG:HB2	2.08	0.52
8:H:87:GLU:OE2	8:H:89:LYS:HB2	2.09	0.52

*Continued on next page...*

*Continued from previous page...*

Atom-1	Atom-2	Distance(Å)	Clash(Å)
2:B:255:A:H2'	2:B:256:A:O4'	2.10	0.52
2:B:496:G:H1'	19:S:61:ASN:HD21	1.73	0.52
2:B:2271:G:O2'	2:B:2272:U:H5'	2.10	0.51
8:H:92:GLY:O	8:H:93:SER:HB2	2.10	0.51
6:F:161:SER:C	6:F:163:GLU:H	2.14	0.51
6:F:166:ARG:HD2	6:F:167:ALA:H	1.75	0.51
2:B:1059:G:H2'	2:B:1060:U:C5	2.45	0.51
5:E:181:ILE:CD1	12:L:2:ARG:HE	2.22	0.51
13:M:43:ALA:O	13:M:46:ILE:HG13	2.10	0.51
1:A:52:A:H2'	1:A:53:A:C8	2.42	0.51
5:E:69:ARG:O	5:E:70:SER:HB3	2.10	0.51
2:B:1722:A:H2'	2:B:1723:G:C8	2.45	0.51
2:B:1728:C:H2'	2:B:1730:C:O2	2.10	0.51
23:W:15:SER:O	23:W:16:GLU:C	2.49	0.51
2:B:251:A:H2'	2:B:252:G:O4'	2.10	0.51
2:B:969:G:H2'	2:B:970:U:H6	1.74	0.51
2:B:103:A:H3'	2:B:104:A:H8	1.74	0.51
2:B:327:G:H2'	2:B:328:U:C6	2.44	0.51
2:B:729:G:H4'	2:B:763:G:O5'	2.09	0.51
2:B:1220:G:H2'	2:B:1221:C:C6	2.45	0.51
4:D:101:PHE:O	4:D:180:VAL:HG11	2.10	0.51
2:B:208:C:H2'	2:B:209:C:C6	2.44	0.51
5:E:24:ASN:C	5:E:24:ASN:HD22	2.12	0.51
2:B:600:G:H2'	2:B:601:C:C6	2.45	0.51
2:B:2716:C:H2'	2:B:2717:C:C6	2.45	0.51
7:G:96:ALA:CB	7:G:103:ASN:HB3	2.40	0.51
3:C:140:VAL:HA	3:C:191:LEU:HD12	1.92	0.51
10:J:114:LEU:O	10:J:118:MET:HG3	2.10	0.51
22:V:21:ARG:NE	22:V:87:GLN:HB3	2.25	0.51
21:U:45:GLN:HG3	21:U:58:VAL:HG21	1.92	0.51
2:B:1444:G:H2'	2:B:1445:G:C8	2.45	0.51
1:A:6:G:O2'	1:A:7:G:H5'	2.10	0.51
2:B:1029:A:H2'	2:B:1030:C:O4'	2.11	0.51
23:W:70:VAL:HG13	23:W:70:VAL:O	2.10	0.51
4:D:136:ASN:HD21	4:D:139:SER:C	2.13	0.51
12:L:109:LYS:HD3	12:L:126:ARG:HB3	1.92	0.51
3:C:180:MET:HB2	3:C:268:ARG:H	1.74	0.51
2:B:1099:G:C8	9:I:3:LYS:CA	2.93	0.51
10:J:41:LYS:C	10:J:43:GLU:H	2.13	0.51
2:B:1657:U:O2'	2:B:1658:C:H5'	2.10	0.51
12:L:92:LEU:HG	12:L:93:ASN:H	1.76	0.51
21:U:48:VAL:HG12	21:U:52:ASN:O	2.10	0.51

*Continued on next page...*

*Continued from previous page...*

Atom-1	Atom-2	Distance(Å)	Clash(Å)
6:F:111:ARG:HD2	6:F:111:ARG:N	2.26	0.51
10:J:140:LEU:HD23	10:J:141:ASP:N	2.26	0.51
17:Q:26:ALA:O	17:Q:30:VAL:HG12	2.11	0.51
7:G:90:GLY:HA2	7:G:159:LYS:HE3	1.92	0.51
30:3:21:PHE:HE2	30:3:61:LEU:HD12	1.75	0.51
2:B:1430:G:H2'	2:B:1431:A:C8	2.45	0.51
2:B:727:A:OP1	2:B:1431:A:O2'	2.28	0.51
2:B:138:U:H1'	2:B:141:G:O6	2.10	0.51
5:E:112:LEU:HD13	5:E:186:VAL:HG11	1.91	0.51
6:F:147:ARG:O	6:F:147:ARG:HD2	2.11	0.51
1:A:30:C:H2'	1:A:31:C:H5'	1.92	0.51
21:U:85:ARG:CZ	21:U:86:PHE:H	2.23	0.51
3:C:246:PRO:HB2	3:C:247:TRP:CZ3	2.45	0.51
2:B:1151:A:H4'	17:Q:80:ASN:OD1	2.11	0.51
2:B:1864:U:O2'	2:B:1865:U:H5'	2.11	0.51
2:B:2267:A:C3'	2:B:2267:A:H8	2.19	0.51
10:J:74:TYR:HE2	10:J:103:ILE:HD11	1.75	0.51
22:V:80:HIS:HD2	22:V:83:LYS:H	1.57	0.51
9:I:78:LEU:HD13	9:I:108:ILE:HG23	1.93	0.51
9:I:54:ILE:C	9:I:54:ILE:HD13	2.30	0.51
10:J:64:VAL:HG13	10:J:65:THR:N	2.25	0.51
21:U:58:VAL:CG1	21:U:59:GLU:H	2.16	0.51
2:B:18:U:P	17:Q:29:ARG:HH22	2.33	0.51
7:G:89:VAL:HG12	7:G:90:GLY:H	1.75	0.51
9:I:21:PRO:CB	9:I:22:PRO:HD3	2.38	0.51
20:T:2:ILE:HB	20:T:3:ARG:HD3	1.92	0.51
2:B:527:C:O2	2:B:527:C:O4'	2.26	0.51
8:H:104:THR:HG22	8:H:109:GLU:OE2	2.11	0.51
2:B:2073:C:O2'	2:B:2074:U:H5'	2.10	0.51
2:B:1537:G:C6	2:B:1538:G:H1'	2.45	0.51
21:U:32:LYS:HG2	21:U:65:GLN:HG2	1.92	0.51
6:F:43:ILE:HA	6:F:46:LYS:NZ	2.26	0.51
2:B:2815:C:H2'	2:B:2816:G:H8	1.75	0.51
2:B:1930:G:H2'	2:B:1968:G:H1	1.74	0.51
26:Z:5:LYS:HB2	26:Z:57:GLU:HB2	1.93	0.51
8:H:32:PRO:O	8:H:33:GLN:HB2	2.10	0.51
6:F:172:PHE:O	6:F:174:PHE:N	2.43	0.51
29:2:46:LYS:HD2	29:2:46:LYS:N	2.25	0.51
2:B:1491:G:H5'	3:C:97:ASP:OD1	2.10	0.51
28:1:10:LEU:HD21	28:1:35:LEU:HD21	1.91	0.51
10:J:20:ALA:HA	10:J:23:LYS:HG3	1.93	0.51
2:B:1439:A:N7	2:B:1440:U:N1	2.58	0.51

*Continued on next page...*

*Continued from previous page...*

Atom-1	Atom-2	Distance(Å)	Clash(Å)
2:B:2688:G:H1'	2:B:2721:A:N6	2.25	0.51
7:G:17:LYS:HA	7:G:17:LYS:HE3	1.92	0.51
2:B:2626:C:O2'	2:B:2627:G:H5'	2.10	0.51
3:C:74:PRO:HG2	3:C:96:LYS:HG2	1.92	0.51
2:B:2281:A:O2'	2:B:2282:G:H5'	2.09	0.51
23:W:37:VAL:HB	23:W:38:ARG:NH1	2.26	0.51
18:R:3:ALA:O	18:R:13:ARG:HA	2.10	0.51
18:R:27:ILE:HG13	18:R:33:VAL:HG11	1.90	0.51
6:F:103:ILE:HD11	6:F:174:PHE:HA	1.92	0.51
4:D:12:THR:H	4:D:24:VAL:HG12	1.76	0.51
7:G:117:PRO:O	7:G:120:ILE:HG22	2.10	0.51
6:F:177:ARG:NE	6:F:178:LYS:H	1.99	0.51
9:I:24:GLY:HA2	9:I:34:ILE:HD12	1.93	0.51
8:H:5:LEU:HD13	8:H:13:GLY:CA	2.39	0.51
2:B:2049:G:O2'	2:B:2050:C:H5'	2.11	0.51
2:B:1443:U:H2'	2:B:1444:G:H8	1.76	0.51
2:B:1536:C:H1'	2:B:1537:G:H22	1.75	0.51
3:C:244:VAL:HG12	3:C:250:GLN:N	2.25	0.51
2:B:1322:A:O2'	2:B:1323:C:H5'	2.11	0.51
19:S:18:ARG:HB3	19:S:76:VAL:CG1	2.41	0.51
19:S:15:GLN:HA	19:S:18:ARG:HG2	1.91	0.51
2:B:2732:G:H5'	2:B:2733:A:O4'	2.11	0.51
2:B:2520:C:O2'	2:B:2521:C:H5'	2.11	0.51
2:B:65:U:H2'	2:B:66:C:H6	1.74	0.51
5:E:109:LEU:C	5:E:111:GLU:H	2.14	0.51
2:B:2480:C:O2'	2:B:2481:G:H5'	2.11	0.51
2:B:1540:G:H2'	2:B:1541:C:C6	2.46	0.51
18:R:78:ARG:HB3	18:R:83:TYR:HB3	1.91	0.51
5:E:46:GLN:HB2	5:E:87:ALA:O	2.11	0.51
3:C:141:HIS:CG	3:C:142:ASN:N	2.79	0.51
8:H:122:LEU:H	8:H:128:HIS:CE1	2.28	0.51
5:E:106:LYS:HE3	5:E:200:LEU:HD12	1.92	0.51
2:B:1386:C:H5''	2:B:1396:U:O2	2.11	0.51
2:B:300:A:H2'	2:B:334:C:H1'	1.92	0.51
13:M:41:LEU:HD11	13:M:102:LEU:HD12	1.93	0.51
2:B:1549:A:H2'	2:B:1550:C:C6	2.45	0.51
1:A:48:U:H2'	1:A:49:C:H6	1.76	0.51
4:D:202:ILE:H	4:D:202:ILE:HD12	1.75	0.51
12:L:78:ARG:HB3	12:L:113:ALA:CB	2.41	0.51
12:L:4:ASN:N	12:L:4:ASN:HD22	2.08	0.51
2:B:947:A:H2'	2:B:948:C:C6	2.46	0.51
2:B:2671:G:H2'	2:B:2672:U:C6	2.46	0.51

*Continued on next page...*



*Continued from previous page...*

Atom-1	Atom-2	Distance(Å)	Clash(Å)
2:B:553:G:H2'	2:B:554:U:O4'	2.10	0.51
2:B:1921:G:O2'	2:B:1922:G:H5'	2.10	0.51
2:B:649:G:H2'	2:B:650:C:C6	2.44	0.51
3:C:149:LYS:HD2	3:C:152:GLN:NE2	2.25	0.51
17:Q:85:ALA:HB2	17:Q:115:ALA:HB2	1.92	0.51
18:R:2:TYR:N	18:R:42:ALA:HB2	2.26	0.51
4:D:46:ARG:O	4:D:84:LEU:HG	2.10	0.51
15:O:71:ALA:HB3	15:O:102:ARG:HB3	1.92	0.51
12:L:30:THR:O	12:L:32:GLY:N	2.43	0.51
1:A:90:C:OP1	13:M:16:ARG:HB2	2.09	0.51
14:N:106:ASP:C	14:N:108:ALA:N	2.63	0.51
22:V:42:LEU:HD12	22:V:47:VAL:HG21	1.93	0.51
2:B:963:U:H5''	34:B:3517:HOH:O	2.11	0.51
2:B:753:A:H2'	2:B:754:U:H6	1.75	0.51
2:B:631:A:H2'	2:B:632:A:O4'	2.10	0.51
2:B:968:C:O2'	2:B:969:G:H5'	2.11	0.51
2:B:457:A:H61	2:B:470:A:H5''	1.76	0.51
2:B:929:U:O2'	2:B:930:G:H5'	2.10	0.51
8:H:21:VAL:HG21	8:H:25:TYR:HD2	1.76	0.51
2:B:1930:G:H2'	2:B:1968:G:N1	2.26	0.51
2:B:554:U:H2'	2:B:555:G:O4'	2.10	0.51
2:B:235:U:H2'	2:B:236:C:H6	1.75	0.51
2:B:1891:G:H2'	2:B:1892:C:H6	1.76	0.51
34:B:3146:HOH:O	5:E:63:LYS:HE2	2.10	0.51
2:B:857:G:O2'	2:B:858:G:H5'	2.11	0.51
23:W:23:LYS:HD2	23:W:24:ARG:H	1.76	0.51
25:Y:42:LEU:HD12	25:Y:45:GLN:HB2	1.92	0.51
25:Y:47:ARG:C	25:Y:49:ASP:H	2.14	0.51
10:J:45:THR:H	10:J:46:PRO:CD	2.18	0.51
10:J:99:ARG:HA	10:J:102:GLU:HB2	1.92	0.51
8:H:96:THR:HG21	8:H:117:LEU:HD23	1.92	0.51
6:F:107:VAL:N	6:F:108:PRO:CD	2.73	0.51
6:F:113:PHE:CZ	6:F:116:LEU:HB2	2.46	0.51
6:F:121:PHE:HB3	6:F:162:ASP:HB2	1.92	0.51
7:G:117:PRO:HD2	7:G:120:ILE:HG21	1.92	0.51
2:B:1936:A:H2	2:B:1943:U:C5	2.28	0.51
14:N:98:LEU:CD1	27:O:42:ILE:HD11	2.39	0.51
2:B:581:C:OP1	17:Q:32:ARG:HG3	2.11	0.51
2:B:2104:C:C6	2:B:2104:C:C3'	2.94	0.51
2:B:1441:G:H2'	2:B:1442:U:C6	2.46	0.51
2:B:1785:A:H2'	2:B:1787:A:N7	2.25	0.51
26:Z:50:VAL:HB	26:Z:53:MET:HB2	1.92	0.51

*Continued on next page...*



*Continued from previous page...*

Atom-1	Atom-2	Distance(Å)	Clash(Å)
2:B:2786:U:O2'	4:D:66:GLY:HA3	2.10	0.51
13:M:50:ARG:HH11	13:M:51:ARG:NH1	2.09	0.51
13:M:28:PHE:CE2	13:M:66:ARG:HD3	2.46	0.51
2:B:588:U:H2'	2:B:589:U:C6	2.46	0.51
6:F:71:LYS:HG2	6:F:73:VAL:HG23	1.93	0.51
1:A:95:U:H2'	1:A:96:G:C8	2.45	0.51
2:B:1541:C:H2'	2:B:1542:U:O4'	2.11	0.51
2:B:212:G:O2'	2:B:213:A:H5'	2.11	0.51
19:S:13:SER:OG	19:S:14:ALA:N	2.42	0.51
2:B:1297:C:OP1	2:B:2710:C:H4'	2.11	0.51
3:C:67:LYS:HE3	3:C:149:LYS:O	2.11	0.51
10:J:25:LEU:C	10:J:25:LEU:HD13	2.31	0.51
8:H:31:VAL:O	8:H:33:GLN:N	2.44	0.51
7:G:30:GLY:HA3	7:G:78:VAL:CA	2.32	0.51
24:X:6:VAL:CG1	24:X:50:VAL:HG13	2.41	0.51
2:B:141:G:H2'	2:B:142:A:O4'	2.11	0.51
2:B:1824:G:O3'	3:C:246:PRO:HD3	2.11	0.51
2:B:150:U:H2'	2:B:151:C:H6	1.76	0.51
2:B:2339:C:H2'	2:B:2340:A:C8	2.46	0.51
11:K:23:VAL:HG13	11:K:32:ALA:HB2	1.93	0.51
2:B:1486:U:H2'	2:B:1487:U:C6	2.46	0.51
14:N:55:ALA:HB1	14:N:84:GLY:HA2	1.91	0.51
2:B:2425:A:H5'	2:B:2427:C:O4'	2.10	0.51
2:B:1946:U:H2'	2:B:1947:C:C6	2.46	0.51
2:B:2875:C:H2'	2:B:2876:G:C8	2.46	0.51
2:B:823:C:O2'	2:B:824:U:H5'	2.11	0.51
2:B:1882:U:O2'	2:B:1883:U:H5'	2.10	0.51
2:B:1258:U:H2'	2:B:1259:G:C8	2.46	0.51
2:B:2677:G:O2'	2:B:2678:C:H5'	2.11	0.51
23:W:59:PHE:O	23:W:60:ALA:CB	2.59	0.50
7:G:54:ARG:CD	7:G:55:ASP:H	2.24	0.50
3:C:68:ARG:CB	3:C:128:THR:HG21	2.39	0.50
3:C:134:ILE:HD12	3:C:163:ILE:HG13	1.93	0.50
16:P:62:LYS:HD3	16:P:64:SER:HB2	1.92	0.50
7:G:23:ILE:HG22	7:G:25:ILE:HD11	1.93	0.50
6:F:134:GLN:C	6:F:136:ILE:H	2.14	0.50
2:B:277:G:N3	2:B:277:G:H2'	2.26	0.50
3:C:264:LYS:HG3	3:C:265:PHE:CD2	2.45	0.50
8:H:3:VAL:HG23	8:H:36:ALA:HB1	1.93	0.50
2:B:1680:U:H2'	2:B:1681:G:O4'	2.11	0.50
13:M:42:THR:HB	13:M:45:GLN:HG3	1.92	0.50
2:B:2702:G:H2'	2:B:2703:C:H6	1.75	0.50

*Continued on next page...*

*Continued from previous page...*

Atom-1	Atom-2	Distance(Å)	Clash(Å)
2:B:686:U:H2'	2:B:788:A:N1	2.26	0.50
10:J:13:ARG:H	10:J:41:LYS:NZ	2.08	0.50
11:K:78:PHE:CD2	16:P:69:VAL:HG12	2.46	0.50
6:F:166:ARG:CD	6:F:167:ALA:H	2.25	0.50
17:Q:4:LYS:HG3	17:Q:5:ARG:N	2.26	0.50
5:E:2:GLU:HA	5:E:13:THR:H	1.76	0.50
2:B:2800:A:H2'	2:B:2801:G:C4'	2.41	0.50
8:H:51:ARG:HG2	8:H:55:GLU:HB2	1.92	0.50
2:B:275:C:H2'	2:B:276:U:C4'	2.41	0.50
9:I:126:ARG:HH11	9:I:126:ARG:HB3	1.76	0.50
11:K:112:MET:O	11:K:115:ILE:HG13	2.11	0.50
2:B:480:A:H2'	2:B:480:A:N3	2.26	0.50
2:B:103:A:H3'	2:B:104:A:C8	2.45	0.50
11:K:96:THR:HB	11:K:97:ARG:NE	2.26	0.50
18:R:91:GLN:HG3	18:R:92:TRP:N	2.26	0.50
2:B:973:A:OP1	2:B:973:A:H8	1.93	0.50
2:B:688:U:O2'	2:B:689:A:H5'	2.11	0.50
4:D:132:ALA:HA	4:D:140:HIS:ND1	2.27	0.50
2:B:95:A:H4'	25:Y:38:GLN:CD	2.30	0.50
16:P:56:SER:CB	16:P:75:THR:HG21	2.40	0.50
2:B:1567:G:H3'	3:C:84:PRO:HG2	1.92	0.50
18:R:2:TYR:H	18:R:42:ALA:HB2	1.75	0.50
18:R:30:GLY:HA2	18:R:63:VAL:HG23	1.93	0.50
8:H:76:GLU:HG2	8:H:77:THR:N	2.26	0.50
22:V:80:HIS:HA	22:V:87:GLN:OE1	2.11	0.50
7:G:23:ILE:HG22	7:G:25:ILE:CD1	2.41	0.50
7:G:154:GLU:CD	7:G:159:LYS:HB2	2.32	0.50
10:J:84:ILE:HG13	10:J:84:ILE:O	2.11	0.50
26:Z:19:HIS:C	26:Z:21:ALA:N	2.65	0.50
15:O:105:ALA:C	15:O:107:ALA:N	2.65	0.50
27:O:16:ARG:HA	27:O:19:ASP:HB2	1.94	0.50
2:B:77:G:H2'	2:B:78:U:H6	1.77	0.50
9:I:102:ARG:CG	9:I:141:ASP:HA	2.40	0.50
2:B:2106:U:H2'	2:B:2106:U:O2	2.10	0.50
8:H:67:ALA:O	8:H:70:GLU:HG3	2.12	0.50
14:N:28:LEU:HD13	14:N:48:VAL:HG11	1.93	0.50
14:N:33:ILE:HG23	14:N:118:ARG:HD3	1.94	0.50
4:D:29:VAL:HB	4:D:98:VAL:HG13	1.93	0.50
8:H:20:ASN:ND2	8:H:21:VAL:H	2.08	0.50
5:E:119:ILE:N	5:E:119:ILE:HD13	2.26	0.50
2:B:438:G:H2'	2:B:439:A:C8	2.47	0.50
2:B:2304:G:H22	2:B:2312:U:H3	1.58	0.50

*Continued on next page...*

*Continued from previous page...*

Atom-1	Atom-2	Distance(Å)	Clash(Å)
2:B:1055:G:N7	2:B:1056:G:H1'	2.27	0.50
17:Q:106:THR:O	17:Q:109:VAL:HB	2.11	0.50
6:F:39:VAL:HG22	6:F:49:LEU:HD12	1.93	0.50
4:D:42:ASN:O	4:D:43:ASP:HB2	2.12	0.50
16:P:8:GLU:HG3	16:P:54:LEU:CB	2.42	0.50
19:S:35:ILE:O	19:S:39:THR:HG23	2.12	0.50
5:E:2:GLU:CG	5:E:11:ALA:HB1	2.42	0.50
23:W:28:GLU:N	23:W:31:LEU:HG	2.26	0.50
8:H:103:VAL:HG22	8:H:108:VAL:O	2.10	0.50
12:L:121:THR:HG22	12:L:141:LYS:HB2	1.93	0.50
7:G:144:ALA:O	7:G:147:LEU:HB2	2.11	0.50
15:O:116:GLN:O	15:O:117:PHE:HB3	2.11	0.50
3:C:71:ASP:OD2	3:C:118:GLY:HA2	2.12	0.50
3:C:172:THR:HB	3:C:182:LYS:HG2	1.93	0.50
17:Q:90:ASP:HA	18:R:11:GLN:OE1	2.11	0.50
2:B:1394:U:O2'	2:B:1395:A:H5'	2.11	0.50
2:B:1141:U:OP2	10:J:65:THR:HG21	2.10	0.50
19:S:35:ILE:HA	27:O:24:VAL:HG13	1.93	0.50
2:B:1563:U:H2'	2:B:1564:C:C6	2.45	0.50
2:B:2103:C:H3'	2:B:2104:C:C2	2.46	0.50
4:D:35:THR:HB	4:D:67:HIS:CE1	2.43	0.50
2:B:1507:C:H5'	2:B:1508:A:OP2	2.12	0.50
2:B:1275:A:N3	2:B:1275:A:H2'	2.26	0.50
12:L:51:GLU:HG2	30:3:56:LEU:CD2	2.41	0.50
6:F:29:ARG:O	6:F:158:THR:HG23	2.12	0.50
2:B:2488:G:O2'	2:B:2489:U:H5'	2.10	0.50
2:B:2869:G:H2'	2:B:2870:C:C6	2.47	0.50
19:S:60:HIS:ND1	19:S:60:HIS:O	2.45	0.50
2:B:1219:U:H2'	2:B:1220:G:C8	2.47	0.50
2:B:1460:U:H3'	2:B:1461:C:H5'	1.94	0.50
2:B:235:U:H2'	2:B:236:C:C6	2.46	0.50
2:B:1866:A:H2'	2:B:1867:G:O4'	2.12	0.50
2:B:693:A:O2'	2:B:694:U:H5'	2.12	0.50
5:E:15:SER:HB2	5:E:197:GLU:OE2	2.10	0.50
2:B:2543:G:H2'	2:B:2544:G:O4'	2.12	0.50
23:W:17:ALA:HA	23:W:35:ILE:HG22	1.92	0.50
10:J:103:ILE:O	10:J:106:LYS:HB3	2.11	0.50
2:B:2307:G:H4'	2:B:2308:G:C5'	2.42	0.50
6:F:106:ALA:H	6:F:108:PRO:HD2	1.77	0.50
4:D:111:GLY:H	4:D:194:PRO:HG2	1.77	0.50
7:G:86:LEU:HA	7:G:163:TYR:HB3	1.93	0.50
2:B:321:U:H5''	5:E:131:THR:HG23	1.94	0.50

*Continued on next page...*

*Continued from previous page...*

Atom-1	Atom-2	Distance(Å)	Clash(Å)
2:B:1433:A:H2'	2:B:1434:A:O4'	2.12	0.50
5:E:11:ALA:O	5:E:12:LEU:HD22	2.11	0.50
13:M:102:LEU:HD22	13:M:102:LEU:N	2.26	0.50
4:D:113:SER:HB2	4:D:168:GLU:N	2.24	0.50
2:B:1152:C:H5''	17:Q:79:ILE:HG23	1.93	0.50
8:H:2:GLN:HB2	8:H:39:ALA:HB3	1.92	0.50
21:U:61:GLU:H	21:U:61:GLU:CD	2.13	0.50
2:B:2213:U:H2'	2:B:2214:C:H5'	1.93	0.50
11:K:70:ARG:CB	11:K:71:PRO:CD	2.66	0.50
2:B:1084:A:H2	2:B:1106:G:H1'	1.77	0.50
3:C:86:ARG:HE	3:C:90:ILE:HD11	1.77	0.50
3:C:86:ARG:NE	3:C:90:ILE:HD11	2.26	0.50
2:B:2092:U:H5	2:B:2226:C:OP2	1.94	0.50
11:K:34:VAL:HG23	11:K:35:GLY:N	2.21	0.50
14:N:49:GLU:CB	14:N:50:PRO:HD3	2.41	0.50
2:B:146:A:H2'	2:B:147:C:H6	1.76	0.50
29:2:33:ARG:HH21	29:2:33:ARG:CB	2.24	0.50
2:B:2682:A:H61	2:B:2728:U:H1'	1.76	0.50
2:B:356:G:H2'	2:B:357:C:O4'	2.12	0.50
3:C:74:PRO:HG2	3:C:96:LYS:CG	2.41	0.50
2:B:436:C:O2'	2:B:437:U:H5'	2.11	0.50
15:O:56:LYS:O	15:O:60:GLU:HG2	2.12	0.50
10:J:92:MET:HB3	10:J:100:VAL:CG2	2.42	0.50
2:B:816:C:O2'	2:B:817:C:H5'	2.10	0.50
2:B:2216:G:H2'	2:B:2217:G:C8	2.46	0.50
2:B:393:C:O2'	2:B:394:C:H5'	2.12	0.50
2:B:2022:U:O4	27:0:5:ASN:HB2	2.11	0.50
2:B:2270:A:H2'	2:B:2271:G:O4'	2.12	0.50
23:W:17:ALA:HA	23:W:35:ILE:CG2	2.42	0.50
2:B:3:U:O2'	2:B:4:U:H5'	2.12	0.50
4:D:50:VAL:HG22	4:D:80:TRP:O	2.12	0.50
22:V:63:ILE:HD12	22:V:63:ILE:N	2.27	0.50
15:O:71:ALA:CB	15:O:102:ARG:HB3	2.41	0.50
3:C:95:TYR:C	3:C:97:ASP:H	2.15	0.50
10:J:56:VAL:HG12	10:J:57:LEU:N	2.27	0.50
2:B:1562:U:H2'	2:B:1563:U:C6	2.47	0.50
4:D:121:THR:C	4:D:123:LYS:H	2.15	0.50
2:B:231:A:H2'	2:B:232:G:O4'	2.11	0.50
2:B:274:C:H2'	2:B:275:C:C6	2.46	0.50
11:K:46:ILE:HG23	11:K:47:PRO:CD	2.42	0.50
2:B:2038:G:H2'	2:B:2039:U:O4'	2.12	0.50
2:B:847:U:O4'	2:B:847:U:O2	2.27	0.50

*Continued on next page...*

*Continued from previous page...*

Atom-1	Atom-2	Distance(Å)	Clash(Å)
19:S:66:ILE:HD13	19:S:66:ILE:H	1.76	0.50
2:B:2627:G:O2'	2:B:2781:A:N1	2.39	0.50
2:B:784:G:H5''	3:C:225:ASN:ND2	2.26	0.50
2:B:179:C:H2'	2:B:180:G:O4'	2.11	0.50
2:B:1720:U:C2'	2:B:1721:G:H5'	2.42	0.50
2:B:839:U:H2'	2:B:840:C:C6	2.47	0.50
2:B:1476:U:H2'	2:B:1514:G:H22	1.77	0.50
23:W:50:VAL:HG23	23:W:61:LYS:CE	2.42	0.50
2:B:1056:G:C5'	2:B:1057:A:H5'	2.40	0.50
8:H:77:THR:HB	8:H:143:ILE:O	2.12	0.50
1:A:42:C:C5	6:F:65:LEU:HD22	2.47	0.50
21:U:15:GLY:CA	21:U:16:LYS:HZ2	2.24	0.50
25:Y:52:ARG:O	25:Y:55:THR:HB	2.12	0.50
2:B:139:U:H3'	2:B:140:C:C5	2.47	0.50
13:M:72:PRO:O	13:M:73:ILE:HB	2.12	0.50
2:B:274:C:H2'	2:B:275:C:H6	1.76	0.50
26:Z:2:LYS:HG3	26:Z:4:ILE:HD11	1.93	0.50
2:B:2284:A:OP2	28:1:5:ARG:HG3	2.12	0.50
2:B:875:G:H3'	2:B:876:C:H5''	1.94	0.50
2:B:632:A:H1'	12:L:66:PHE:HE2	1.75	0.50
2:B:934:U:H2'	2:B:935:C:C6	2.46	0.50
15:O:25:ARG:HE	15:O:27:VAL:HG22	1.76	0.50
3:C:110:LYS:HB3	3:C:113:ASP:CG	2.31	0.50
6:F:8:LYS:O	6:F:8:LYS:HD3	2.12	0.50
2:B:2886:A:N7	27:O:39:ARG:CZ	2.75	0.50
22:V:78:GLN:HB2	22:V:88:HIS:HB3	1.93	0.50
2:B:988:A:P	26:Z:11:SER:HB3	2.51	0.50
2:B:2559:C:O2'	2:B:2560:A:H5'	2.12	0.50
22:V:9:ARG:CD	22:V:41:GLU:HB3	2.41	0.50
2:B:2365:G:H4'	23:W:59:PHE:HD1	1.73	0.49
25:Y:41:HIS:O	25:Y:45:GLN:HG3	2.12	0.49
6:F:108:PRO:O	6:F:110:ILE:HG23	2.11	0.49
7:G:85:LYS:HG3	7:G:164:ALA:HB3	1.94	0.49
9:I:27:LEU:HD23	9:I:27:LEU:N	2.21	0.49
28:1:26:LYS:HD3	28:1:52:LYS:HZ2	1.77	0.49
2:B:2720:U:H5''	16:P:52:ARG:NH2	2.26	0.49
12:L:57:LEU:C	12:L:59:ARG:H	2.15	0.49
2:B:2659:G:N2	2:B:2661:G:H5''	2.26	0.49
14:N:17:ARG:HH21	14:N:17:ARG:HB2	1.77	0.49
2:B:2247:A:O2'	2:B:2248:C:H5'	2.11	0.49
2:B:776:G:H4'	2:B:777:G:O5'	2.13	0.49
2:B:623:C:H2'	2:B:624:C:H6	1.77	0.49

*Continued on next page...*

*Continued from previous page...*

Atom-1	Atom-2	Distance(Å)	Clash(Å)
2:B:2208:C:O2'	2:B:2209:G:H5'	2.12	0.49
2:B:2273:A:H2'	2:B:2274:A:C8	2.47	0.49
8:H:27:ARG:N	8:H:31:VAL:HG23	2.23	0.49
4:D:193:VAL:O	4:D:194:PRO:O	2.31	0.49
7:G:25:ILE:CG2	7:G:78:VAL:HG21	2.42	0.49
2:B:2636:C:O5'	4:D:81:GLU:HB2	2.11	0.49
5:E:68:ALA:O	5:E:69:ARG:C	2.50	0.49
2:B:558:U:H5''	10:J:111:LYS:HD3	1.94	0.49
26:Z:50:VAL:O	26:Z:54:VAL:HG22	2.12	0.49
2:B:626:A:H2'	12:L:78:ARG:NH1	2.28	0.49
2:B:170:U:H2'	2:B:171:U:C6	2.47	0.49
2:B:2393:U:H2'	2:B:2394:C:O4'	2.12	0.49
2:B:357:C:H2'	2:B:358:U:C6	2.46	0.49
16:P:30:TRP:HA	16:P:38:ARG:O	2.12	0.49
2:B:2485:G:H5''	13:M:45:GLN:NE2	2.27	0.49
27:O:33:SER:HB3	27:O:35:GLU:HG2	1.94	0.49
2:B:2100:G:H2'	2:B:2101:A:O4'	2.13	0.49
2:B:2772:C:H4'	4:D:171:THR:HG21	1.93	0.49
3:C:162:GLN:NE2	3:C:174:ARG:HH21	2.10	0.49
2:B:1257:C:O2'	5:E:79:ARG:HB2	2.12	0.49
30:3:31:ILE:HD11	30:3:34:LYS:HD3	1.94	0.49
1:A:54:G:O2'	1:A:55:U:H5'	2.11	0.49
25:Y:23:ARG:O	25:Y:27:ASN:HB2	2.13	0.49
17:Q:85:ALA:O	17:Q:86:SER:C	2.51	0.49
8:H:79:THR:CG2	8:H:145:ASN:HB3	2.43	0.49
2:B:2514:U:H2'	2:B:2515:C:C6	2.47	0.49
7:G:50:THR:HG22	7:G:51:PHE:N	2.26	0.49
2:B:77:G:H2'	2:B:78:U:C6	2.47	0.49
14:N:97:ILE:HD12	14:N:98:LEU:N	2.25	0.49
2:B:274:C:O2'	2:B:275:C:H5'	2.12	0.49
2:B:275:C:N3	2:B:276:U:H1'	2.27	0.49
2:B:1438:U:H2'	2:B:1439:A:O4'	2.13	0.49
2:B:68:G:H2'	2:B:69:C:H6	1.77	0.49
24:X:36:ARG:HH21	24:X:36:ARG:CB	2.25	0.49
2:B:2809:A:H2'	2:B:2810:A:C8	2.46	0.49
2:B:400:G:N7	24:X:56:ARG:NH1	2.60	0.49
2:B:2665:A:H2'	2:B:2666:C:O2	2.12	0.49
2:B:1416:G:HO2'	2:B:1417:C:H6	1.58	0.49
3:C:174:ARG:HD3	3:C:180:MET:CE	2.43	0.49
4:D:130:GLN:HG3	4:D:140:HIS:O	2.12	0.49
6:F:31:GLU:HB3	6:F:156:THR:O	2.11	0.49
10:J:75:TYR:CD1	10:J:86:GLN:HB2	2.47	0.49

*Continued on next page...*

*Continued from previous page...*

Atom-1	Atom-2	Distance(Å)	Clash(Å)
2:B:566:U:H2'	2:B:567:U:O4'	2.13	0.49
2:B:2352:A:C6	23:W:30:VAL:HG11	2.48	0.49
6:F:39:VAL:HG11	6:F:42:ALA:HB2	1.93	0.49
21:U:48:VAL:HG22	21:U:48:VAL:O	2.13	0.49
24:X:10:ARG:HB3	24:X:11:PRO:HD2	1.93	0.49
7:G:84:LYS:HB2	7:G:132:LEU:HG	1.94	0.49
2:B:142:A:H2'	2:B:143:C:O4'	2.12	0.49
2:B:1440:U:H2'	2:B:1441:G:C8	2.46	0.49
2:B:2804:U:H2'	2:B:2805:C:H6	1.76	0.49
2:B:1858:A:H61	2:B:1884:G:H1'	1.78	0.49
23:W:41:GLY:HA2	23:W:44:PHE:CD2	2.46	0.49
2:B:794:A:H2'	2:B:795:C:H6	1.76	0.49
29:2:13:ASN:O	29:2:17:GLY:HA3	2.13	0.49
2:B:1687:G:H2'	2:B:1688:U:C6	2.48	0.49
2:B:1465:G:H2'	2:B:1466:U:C6	2.47	0.49
20:T:9:LYS:H	20:T:9:LYS:HD3	1.76	0.49
2:B:921:C:H2'	2:B:922:C:H6	1.77	0.49
8:H:129:GLU:H	8:H:129:GLU:CD	2.15	0.49
6:F:107:VAL:O	6:F:110:ILE:HG22	2.12	0.49
9:I:92:PRO:O	9:I:93:ASN:HB2	2.12	0.49
2:B:71:A:C4'	2:B:72:U:H5'	2.37	0.49
2:B:1568:G:H4'	3:C:58:LYS:CB	2.37	0.49
17:Q:30:VAL:HG22	17:Q:31:TYR:N	2.20	0.49
2:B:2104:C:C6	2:B:2104:C:H3'	2.46	0.49
2:B:1439:A:N7	2:B:1440:U:C6	2.80	0.49
1:A:30:C:O2	1:A:30:C:H2'	2.12	0.49
16:P:44:GLY:HA3	16:P:60:VAL:CG1	2.43	0.49
2:B:279:A:H2'	2:B:280:U:O4'	2.12	0.49
13:M:101:VAL:HG13	13:M:101:VAL:O	2.12	0.49
2:B:2734:A:C2'	2:B:2735:G:H5'	2.43	0.49
2:B:2783:U:H2'	2:B:2784:U:H6	1.77	0.49
2:B:771:G:O2'	2:B:772:C:H5'	2.12	0.49
2:B:1279:G:H2'	2:B:1280:G:H8	1.77	0.49
23:W:18:LYS:HD2	23:W:36:ILE:HD11	1.95	0.49
2:B:1051:G:H2'	2:B:1052:C:C6	2.48	0.49
16:P:50:ARG:HD3	16:P:56:SER:HB3	1.94	0.49
3:C:146:LYS:HB2	3:C:149:LYS:HB2	1.94	0.49
10:J:17:VAL:HG22	10:J:55:ILE:CG1	2.43	0.49
10:J:73:VAL:HG23	10:J:74:TYR:N	2.22	0.49
18:R:2:TYR:O	18:R:41:ILE:HA	2.13	0.49
20:T:44:LYS:C	20:T:46:ALA:N	2.66	0.49
2:B:2263:C:H4'	2:B:2329:U:H4'	1.95	0.49

*Continued on next page...*



*Continued from previous page...*

Atom-1	Atom-2	Distance(Å)	Clash(Å)
17:Q:27:ARG:HA	17:Q:33:VAL:O	2.12	0.49
19:S:26:GLY:H	19:S:71:VAL:HG13	1.78	0.49
2:B:1431:A:H2'	2:B:1432:G:H8	1.78	0.49
15:O:4:LYS:O	15:O:7:ARG:HB3	2.13	0.49
2:B:1244:A:O2'	2:B:1245:G:H5'	2.12	0.49
1:A:51:G:OP2	15:O:64:TYR:HD2	1.95	0.49
11:K:106:LEU:C	11:K:108:SER:H	2.16	0.49
2:B:480:A:H3'	2:B:481:G:C5'	2.42	0.49
4:D:113:SER:CB	4:D:168:GLU:H	2.24	0.49
2:B:1726:C:H2'	2:B:1727:C:H6	1.76	0.49
2:B:1824:G:O2'	2:B:1825:U:H5'	2.13	0.49
3:C:173:LEU:HD22	3:C:181:ARG:O	2.12	0.49
2:B:2037:A:H2'	2:B:2038:G:H8	1.78	0.49
2:B:2466:C:O2'	2:B:2467:C:H5'	2.13	0.49
2:B:1011:G:H5''	17:Q:76:SER:OG	2.13	0.49
3:C:117:SER:CB	3:C:128:THR:HB	2.43	0.49
1:A:76:G:H5''	22:V:17:SER:OG	2.13	0.49
9:I:75:ALA:O	9:I:79:LEU:HG	2.13	0.49
2:B:27:G:H1'	2:B:513:A:H61	1.78	0.49
2:B:1429:G:H2'	2:B:1430:G:H8	1.77	0.49
2:B:674:G:C4'	5:E:69:ARG:HB3	2.43	0.49
6:F:124:ARG:HA	6:F:159:ALA:O	2.12	0.49
12:L:137:ALA:C	12:L:139:GLY:H	2.16	0.49
25:Y:2:LYS:O	25:Y:6:LEU:HD23	2.12	0.49
26:Z:29:ARG:H	26:Z:33:HIS:CD2	2.30	0.49
3:C:211:ARG:C	3:C:213:ARG:H	2.16	0.49
2:B:770:G:O2'	2:B:771:G:H5'	2.13	0.49
2:B:2233:U:H2'	2:B:2234:G:C8	2.47	0.49
2:B:1281:G:H2'	2:B:1282:U:C6	2.47	0.49
2:B:2387:U:H1'	23:W:38:ARG:CZ	2.43	0.49
16:P:50:ARG:CD	16:P:56:SER:HB3	2.42	0.49
3:C:138:SER:O	3:C:140:VAL:HG23	2.13	0.49
18:R:51:VAL:HB	18:R:52:PRO:CD	2.41	0.49
13:M:36:VAL:HG21	13:M:129:THR:HB	1.94	0.49
22:V:80:HIS:CD2	22:V:81:PRO:HD2	2.46	0.49
6:F:62:GLN:CG	6:F:91:ARG:HH11	2.25	0.49
25:Y:55:THR:O	25:Y:59:GLU:HG3	2.13	0.49
6:F:13:LYS:O	6:F:16:MET:HB2	2.12	0.49
19:S:35:ILE:H	19:S:35:ILE:HD13	1.78	0.49
3:C:130:PRO:CG	3:C:133:ASN:HD22	2.24	0.49
16:P:96:LEU:N	16:P:96:LEU:HD12	2.28	0.49
3:C:75:ALA:HB1	3:C:93:VAL:HG23	1.95	0.49

*Continued on next page...*



*Continued from previous page...*

Atom-1	Atom-2	Distance(Å)	Clash(Å)
2:B:78:U:H2'	2:B:79:C:H6	1.75	0.49
9:I:100:ILE:O	9:I:139:VAL:HG13	2.13	0.49
2:B:1552:A:H2'	2:B:1553:A:C5'	2.40	0.49
26:Z:43:ILE:O	26:Z:47:ILE:HG12	2.13	0.49
14:N:13:ASN:OD1	14:N:13:ASN:N	2.46	0.49
2:B:282:A:H2'	2:B:283:G:C8	2.48	0.49
11:K:32:ALA:CB	11:K:38:ILE:HD11	2.42	0.49
2:B:1315:C:H2'	2:B:1316:U:C6	2.48	0.49
2:B:2661:G:H2'	2:B:2662:A:O4'	2.12	0.49
2:B:1258:U:O4'	5:E:79:ARG:HG3	2.13	0.49
15:O:2:ASP:HB3	15:O:5:SER:OG	2.13	0.49
2:B:859:G:H1'	2:B:860:U:H5	1.78	0.49
2:B:2561:U:O2	11:K:22:LYS:HE2	2.13	0.49
2:B:1092:C:H2'	2:B:1093:G:H5'	1.94	0.49
2:B:467:G:O2'	2:B:468:G:H5'	2.13	0.49
24:X:76:LYS:CG	24:X:77:TYR:H	2.25	0.49
17:Q:29:ARG:O	17:Q:30:VAL:CB	2.59	0.49
16:P:4:ILE:O	16:P:6:GLN:N	2.40	0.49
2:B:1131:G:C5	10:J:77:HIS:ND1	2.79	0.49
5:E:61:ARG:HH12	5:E:64:GLY:HA3	1.73	0.49
2:B:322:A:H1'	2:B:339:U:O2	2.12	0.49
9:I:18:ASN:HB2	9:I:38:CYS:SG	2.53	0.49
2:B:1715:G:H2'	2:B:1715:G:OP1	2.12	0.49
2:B:2834:G:H1'	2:B:2883:A:N6	2.27	0.49
18:R:58:VAL:HG22	18:R:59:ILE:N	2.28	0.49
6:F:139:GLU:HB3	6:F:142:TYR:CD2	2.47	0.49
6:F:142:TYR:N	6:F:142:TYR:CD2	2.78	0.49
15:O:29:HIS:HB3	15:O:36:TYR:HB2	1.95	0.49
2:B:152:A:H2'	2:B:153:U:H6	1.76	0.49
5:E:17:THR:HB	5:E:21:ARG:HH22	1.77	0.49
2:B:2874:C:H5''	14:N:4:ARG:NH2	2.28	0.49
2:B:2002:G:OP1	14:N:17:ARG:NH1	2.45	0.49
2:B:520:G:H2'	2:B:521:U:C6	2.47	0.49
14:N:102:PHE:HD1	14:N:102:PHE:N	2.11	0.49
2:B:1274:A:N3	2:B:1297:C:H1'	2.28	0.49
2:B:2362:C:O2'	2:B:2363:G:H5'	2.13	0.49
23:W:18:LYS:CA	23:W:36:ILE:HG13	2.42	0.49
3:C:66:PHE:HB3	3:C:142:ASN:HD21	1.78	0.49
17:Q:57:ARG:HG2	17:Q:57:ARG:HH11	1.76	0.49
20:T:84:TYR:O	20:T:86:THR:HG23	2.13	0.49
6:F:39:VAL:HG12	6:F:84:ILE:HD12	1.94	0.49
6:F:33:ILE:HA	6:F:154:THR:O	2.12	0.49

*Continued on next page...*

*Continued from previous page...*

Atom-1	Atom-2	Distance(Å)	Clash(Å)
21:U:94:PHE:CB	21:U:101:THR:HA	2.42	0.49
12:L:103:ILE:H	12:L:103:ILE:CD1	2.16	0.49
7:G:122:ALA:HA	7:G:132:LEU:HA	1.93	0.49
16:P:3:ILE:HD13	16:P:3:ILE:C	2.33	0.49
26:Z:19:HIS:C	26:Z:21:ALA:H	2.15	0.49
5:E:58:LYS:O	5:E:59:PRO:C	2.51	0.49
9:I:17:ALA:O	9:I:18:ASN:HB3	2.13	0.49
2:B:811:U:N3	12:L:21:ARG:NH2	2.60	0.49
13:M:102:LEU:CD2	13:M:102:LEU:H	2.26	0.49
8:H:104:THR:CA	8:H:109:GLU:HA	2.41	0.49
2:B:1439:A:N7	2:B:1440:U:C2	2.81	0.49
2:B:1747:U:H2'	2:B:1748:C:H6	1.77	0.49
7:G:94:ARG:HA	7:G:127:GLN:HG3	1.94	0.49
21:U:86:PHE:CE1	21:U:88:ASP:HB3	2.47	0.49
2:B:1723:G:H3'	2:B:1724:G:H8	1.78	0.49
19:S:18:ARG:HB3	19:S:76:VAL:HG11	1.93	0.49
2:B:874:G:H5'	2:B:875:G:OP2	2.12	0.49
2:B:1711:A:H2'	2:B:1712:U:H6	1.77	0.49
5:E:40:ARG:HG3	5:E:40:ARG:NH1	2.27	0.49
16:P:31:VAL:HG12	16:P:38:ARG:H	1.77	0.49
2:B:2199:A:H3'	2:B:2200:C:C6	2.48	0.49
2:B:598:U:H2'	2:B:599:A:C8	2.48	0.49
2:B:599:A:H2'	2:B:600:G:H8	1.77	0.49
2:B:526:A:N6	2:B:2626:C:H4'	2.27	0.49
2:B:987:C:H2'	2:B:988:A:O4'	2.13	0.49
2:B:1120:G:O2'	2:B:1121:C:H5'	2.13	0.49
2:B:49:A:OP1	2:B:51:G:H5'	2.13	0.49
2:B:853:C:H2'	2:B:854:C:C6	2.47	0.48
10:J:44:TYR:HD2	10:J:44:TYR:O	1.96	0.48
18:R:2:TYR:H	18:R:42:ALA:CB	2.26	0.48
6:F:48:LEU:H	6:F:48:LEU:HD23	1.78	0.48
2:B:2336:A:H4'	2:B:2337:G:OP1	2.11	0.48
4:D:48:ILE:HG22	4:D:84:LEU:HD23	1.95	0.48
19:S:96:ILE:HG23	19:S:96:ILE:O	2.13	0.48
2:B:1081:U:H4'	9:I:123:ALA:CB	2.43	0.48
4:D:174:SER:O	4:D:175:LEU:HB2	2.13	0.48
2:B:362:A:H2'	2:B:363:G:H8	1.78	0.48
2:B:1796:U:H2'	2:B:1797:G:C8	2.48	0.48
7:G:38:ASP:CG	7:G:63:GLN:HG2	2.33	0.48
19:S:17:VAL:C	19:S:19:LEU:N	2.66	0.48
16:P:47:ILE:HD11	16:P:59:THR:HG22	1.95	0.48
14:N:55:ALA:HA	14:N:80:PHE:CE1	2.48	0.48

*Continued on next page...*

*Continued from previous page...*

Atom-1	Atom-2	Distance(Å)	Clash(Å)
12:L:94:THR:O	12:L:98:ALA:N	2.46	0.48
27:O:33:SER:C	27:O:35:GLU:H	2.16	0.48
2:B:2008:C:H2'	2:B:2009:A:C8	2.48	0.48
30:3:31:ILE:HD11	30:3:34:LYS:CE	2.43	0.48
3:C:64:VAL:O	3:C:102:TYR:O	2.31	0.48
2:B:2787:C:H2'	2:B:2788:C:C6	2.48	0.48
2:B:1601:G:H2'	2:B:1602:U:O4'	2.13	0.48
15:O:99:TYR:CE1	15:O:104:GLN:HG3	2.48	0.48
19:S:89:ALA:O	19:S:90:LYS:HB2	2.13	0.48
2:B:1199:U:H2'	2:B:1200:C:H6	1.78	0.48
2:B:1084:A:O2'	2:B:1106:G:H5'	2.13	0.48
20:T:57:VAL:HG13	20:T:58:VAL:N	2.28	0.48
6:F:79:ARG:O	6:F:81:GLY:N	2.44	0.48
9:I:72:THR:HG23	9:I:112:LYS:NZ	2.27	0.48
17:Q:30:VAL:HG11	17:Q:33:VAL:CG2	2.42	0.48
19:S:36:LEU:HA	19:S:39:THR:OG1	2.13	0.48
2:B:323:C:H2'	5:E:163:ASN:OD1	2.13	0.48
2:B:1430:G:H2'	2:B:1431:A:H8	1.78	0.48
22:V:30:ILE:HG12	22:V:91:PHE:CB	2.42	0.48
13:M:69:PRO:HG2	13:M:70:ASP:H	1.77	0.48
2:B:2471:A:HO2'	2:B:2472:G:H8	1.58	0.48
2:B:1746:A:H2'	2:B:1747:U:H6	1.77	0.48
19:S:15:GLN:O	19:S:19:LEU:HB2	2.13	0.48
2:B:2415:G:C4'	12:L:66:PHE:HB2	2.42	0.48
2:B:1231:U:H2'	2:B:1232:G:C8	2.47	0.48
2:B:2391:G:O6	2:B:2425:A:H8	1.95	0.48
5:E:97:ASN:ND2	5:E:97:ASN:N	2.61	0.48
2:B:438:G:H2'	2:B:439:A:H8	1.78	0.48
2:B:2523:G:O2'	2:B:2524:G:H5'	2.13	0.48
5:E:4:VAL:HG13	5:E:9:GLN:HA	1.95	0.48
2:B:2851:A:H2'	2:B:2852:G:C8	2.48	0.48
23:W:30:VAL:HG23	23:W:59:PHE:CE2	2.48	0.48
2:B:1101:U:O2'	2:B:1102:C:H5'	2.12	0.48
3:C:145:MET:HB2	3:C:152:GLN:HE21	1.77	0.48
6:F:74:ALA:HB3	6:F:78:ILE:HB	1.95	0.48
6:F:69:ALA:HB2	6:F:82:TYR:HD1	1.78	0.48
6:F:168:LEU:CD2	6:F:169:LEU:H	2.16	0.48
21:U:35:VAL:HB	21:U:38:ILE:CB	2.43	0.48
2:B:665:U:H2'	2:B:666:A:C8	2.48	0.48
2:B:2295:C:O2'	2:B:2296:U:H5'	2.13	0.48
2:B:2297:A:N6	2:B:2319:G:H1'	2.29	0.48
2:B:2547:A:H2'	2:B:2548:U:H6	1.79	0.48

*Continued on next page...*

*Continued from previous page...*

Atom-1	Atom-2	Distance(Å)	Clash(Å)
11:K:39:LYS:HZ2	11:K:88:ASN:HD21	1.59	0.48
2:B:900:A:H2'	2:B:901:C:H6	1.77	0.48
31:4:11:CYS:SG	31:4:13:ASN:HB2	2.54	0.48
9:I:10:LEU:HD12	9:I:10:LEU:O	2.13	0.48
15:O:79:ALA:O	15:O:83:LEU:HB2	2.13	0.48
2:B:191:A:H2'	2:B:192:C:C6	2.47	0.48
2:B:836:G:H2'	2:B:837:C:C6	2.47	0.48
2:B:2269:G:O3'	23:W:18:LYS:HE3	2.14	0.48
16:P:75:THR:CG2	16:P:76:HIS:H	2.12	0.48
10:J:44:TYR:CD2	10:J:44:TYR:O	2.67	0.48
12:L:143:GLU:CG	12:L:144:GLU:H	2.25	0.48
4:D:179:ARG:HB2	4:D:188:LEU:HG	1.94	0.48
11:K:72:ASP:O	16:P:74:GLN:HG3	2.13	0.48
21:U:92:VAL:HG12	21:U:93:ARG:O	2.14	0.48
21:U:26:ASN:ND2	21:U:26:ASN:N	2.61	0.48
1:A:97:C:O2'	2:B:918:A:H5''	2.14	0.48
3:C:93:VAL:HG11	3:C:101:ARG:HB3	1.94	0.48
2:B:2881:U:H2'	2:B:2882:A:C8	2.48	0.48
13:M:43:ALA:HB2	13:M:69:PRO:HB3	1.94	0.48
20:T:12:ARG:O	20:T:13:ALA:HB2	2.12	0.48
2:B:2438:U:O3'	2:B:2439:A:H3'	2.13	0.48
2:B:756:A:H2'	2:B:757:G:O4'	2.14	0.48
13:M:105:MET:HG2	13:M:108:VAL:HG12	1.95	0.48
2:B:2868:A:H2'	2:B:2869:G:C8	2.48	0.48
2:B:2773:C:H2'	2:B:2774:C:H6	1.78	0.48
2:B:2216:G:H2'	2:B:2217:G:H8	1.78	0.48
2:B:776:G:H4'	2:B:777:G:C5'	2.44	0.48
10:J:95:ARG:HD3	10:J:95:ARG:O	2.13	0.48
2:B:352:A:N3	2:B:352:A:H2'	2.28	0.48
3:C:107:LYS:HZ2	3:C:193:GLU:HB2	1.79	0.48
2:B:643:A:C8	2:B:644:A:H8	2.31	0.48
2:B:1833:C:H2'	2:B:1834:U:H6	1.78	0.48
10:J:3:THR:O	10:J:4:PHE:O	2.31	0.48
4:D:119:ALA:HB2	4:D:165:MET:HB2	1.95	0.48
12:L:92:LEU:H	12:L:92:LEU:HD23	1.78	0.48
2:B:2230:G:H2'	2:B:2231:U:H6	1.77	0.48
23:W:9:THR:OG1	23:W:10:ARG:N	2.40	0.48
9:I:79:LEU:HD12	9:I:135:MET:SD	2.53	0.48
7:G:6:ALA:O	7:G:68:ARG:HD3	2.14	0.48
2:B:28:A:N6	2:B:512:G:O2'	2.46	0.48
2:B:2377:A:H2'	2:B:2378:A:H8	1.76	0.48
7:G:37:ASN:O	7:G:38:ASP:HB3	2.14	0.48

*Continued on next page...*

*Continued from previous page...*

Atom-1	Atom-2	Distance(Å)	Clash(Å)
2:B:2758:A:H4'	7:G:63:GLN:HE22	1.79	0.48
2:B:1203:U:H1'	12:L:4:ASN:HD21	1.79	0.48
2:B:2688:G:H1'	2:B:2721:A:H61	1.77	0.48
2:B:1150:C:O2'	2:B:1151:A:H5'	2.14	0.48
2:B:589:U:H2'	2:B:590:A:H8	1.78	0.48
2:B:2772:C:H2'	2:B:2773:C:H6	1.78	0.48
18:R:78:ARG:HB2	18:R:83:TYR:HD1	1.79	0.48
2:B:1190:G:H2'	2:B:1191:G:H8	1.78	0.48
2:B:660:C:H2'	2:B:661:A:H8	1.77	0.48
23:W:61:LYS:HB3	23:W:62:ALA:H	1.42	0.48
3:C:184:GLU:O	3:C:185:ALA:HB3	2.13	0.48
16:P:63:ILE:CA	16:P:68:GLY:HA2	2.29	0.48
5:E:176:ASP:OD1	5:E:178:VAL:HG12	2.14	0.48
10:J:81:ILE:HG12	10:J:82:GLY:N	2.28	0.48
14:N:99:LYS:HA	14:N:111:ALA:HA	1.95	0.48
1:A:5:U:O2'	1:A:6:G:H5'	2.13	0.48
17:Q:43:GLN:NE2	18:R:77:PHE:HB3	2.28	0.48
2:B:1685:C:H2'	2:B:1686:C:H6	1.78	0.48
12:L:120:VAL:HG12	12:L:121:THR:N	2.28	0.48
2:B:1010:A:N3	2:B:1153:C:H1'	2.29	0.48
2:B:1570:A:H5'	3:C:35:LYS:HG2	1.95	0.48
2:B:1783:A:N1	2:B:2587:A:H2'	2.28	0.48
2:B:1463:C:H2'	2:B:1464:G:C8	2.48	0.48
2:B:1668:A:O2'	2:B:1674:G:N7	2.40	0.48
2:B:672:C:H2'	2:B:673:C:C6	2.48	0.48
29:2:18:PHE:HD2	29:2:43:THR:HG21	1.79	0.48
1:A:21:G:H2'	1:A:22:U:C6	2.49	0.48
2:B:990:A:H1'	2:B:1156:A:N3	2.28	0.48
16:P:58:PHE:CG	16:P:73:PHE:HB2	2.49	0.48
10:J:4:PHE:C	10:J:44:TYR:HE2	2.17	0.48
10:J:3:THR:HB	10:J:44:TYR:OH	2.13	0.48
17:Q:91:ARG:HD3	18:R:11:GLN:OE1	2.14	0.48
31:4:3:VAL:HG23	31:4:4:ARG:N	2.28	0.48
6:F:65:LEU:HD23	6:F:87:LYS:HD2	1.95	0.48
24:X:2:ARG:HA	24:X:32:LEU:HD21	1.94	0.48
24:X:69:GLU:O	24:X:71:ARG:N	2.41	0.48
4:D:5:VAL:HG21	4:D:80:TRP:CE3	2.49	0.48
22:V:65:VAL:C	22:V:67:GLY:H	2.17	0.48
17:Q:4:LYS:CD	17:Q:7:VAL:HG22	2.43	0.48
7:G:8:VAL:O	7:G:9:VAL:HB	2.12	0.48
9:I:19:PRO:HB2	9:I:22:PRO:HD2	1.95	0.48
2:B:2882:A:H2'	2:B:2883:A:H5''	1.96	0.48

*Continued on next page...*

*Continued from previous page...*

Atom-1	Atom-2	Distance(Å)	Clash(Å)
27:O:11:LYS:HD2	27:O:14:MET:HE2	1.96	0.48
2:B:2539:C:O2'	2:B:2540:C:H5'	2.12	0.48
2:B:1576:U:O2'	2:B:1577:C:H5'	2.14	0.48
2:B:360:U:H2'	2:B:361:G:C1'	2.43	0.48
2:B:2462:C:H2'	2:B:2463:C:C6	2.49	0.48
7:G:34:ARG:HH11	7:G:34:ARG:H	1.61	0.48
2:B:2543:G:H2'	2:B:2544:G:C8	2.49	0.48
3:C:107:LYS:HD3	3:C:193:GLU:HB2	1.96	0.48
2:B:2578:G:H4'	2:B:2578:G:OP2	2.12	0.48
6:F:160:LYS:HG2	6:F:164:GLU:CD	2.33	0.48
11:K:40:ILE:HG23	11:K:41:THR:N	2.28	0.48
2:B:2082:A:H2'	2:B:2083:G:O4'	2.13	0.48
11:K:100:GLY:O	11:K:119:PRO:HB2	2.14	0.48
1:A:25:U:H4'	1:A:26:C:OP1	2.12	0.48
2:B:907:G:O2'	2:B:908:C:H5'	2.13	0.48
2:B:53:A:H2'	2:B:54:G:O4'	2.14	0.48
2:B:1098:A:N3	9:I:4:VAL:HA	2.28	0.48
2:B:1098:A:C5	9:I:3:LYS:HB3	2.48	0.48
2:B:6:A:H2'	2:B:7:G:C8	2.49	0.48
20:T:39:THR:HG23	20:T:40:LYS:N	2.28	0.48
8:H:29:PHE:O	8:H:33:GLN:HB3	2.14	0.48
4:D:68:PHE:C	4:D:73:VAL:HB	2.34	0.48
22:V:70:ILE:HD13	22:V:70:ILE:H	1.79	0.48
17:Q:10:ARG:NH1	17:Q:10:ARG:HB2	2.29	0.48
2:B:675:A:H4'	5:E:62:GLN:HE22	1.78	0.48
2:B:704:G:C2'	2:B:726:G:H22	2.22	0.48
3:C:12:ARG:O	3:C:12:ARG:HD3	2.14	0.48
2:B:138:U:O3'	2:B:139:U:H2'	2.12	0.48
2:B:139:U:O5'	2:B:139:U:H6	1.97	0.48
6:F:147:ARG:CZ	6:F:147:ARG:HB3	2.43	0.48
11:K:109:GLU:HA	11:K:112:MET:HG2	1.96	0.48
30:3:50:SER:C	30:3:52:GLY:H	2.17	0.48
2:B:709:U:H2'	2:B:710:U:H6	1.79	0.48
2:B:215:G:C4'	2:B:216:A:H4'	2.43	0.48
16:P:52:ARG:HG2	16:P:52:ARG:NH1	2.28	0.48
2:B:485:C:HO2'	19:S:60:HIS:CE1	2.31	0.48
2:B:590:A:H2'	2:B:591:U:C6	2.47	0.48
2:B:1475:G:H4'	2:B:1476:U:O5'	2.13	0.48
22:V:77:VAL:HG13	22:V:77:VAL:O	2.14	0.48
2:B:1032:A:O2'	2:B:1033:U:H5'	2.14	0.48
2:B:1056:G:N2	2:B:1102:C:N4	2.61	0.48
10:J:124:VAL:HG23	10:J:125:TYR:H	1.78	0.48

*Continued on next page...*

*Continued from previous page...*

Atom-1	Atom-2	Distance(Å)	Clash(Å)
10:J:43:GLU:O	10:J:44:TYR:C	2.50	0.48
6:F:72:SER:HA	6:F:78:ILE:CG2	2.31	0.48
6:F:99:PHE:HA	6:F:102:LEU:CD1	2.44	0.48
21:U:73:ASN:OD1	21:U:75:ALA:HB3	2.14	0.48
2:B:558:U:O3'	10:J:111:LYS:HE2	2.13	0.48
8:H:65:ALA:CB	8:H:135:HIS:HB2	2.44	0.48
16:P:99:LEU:HA	16:P:102:ARG:HG3	1.95	0.48
2:B:245:G:H2'	2:B:246:C:H6	1.78	0.48
2:B:39:G:H2'	2:B:40:U:H6	1.74	0.48
12:L:56:PRO:O	12:L:60:ARG:HB2	2.13	0.48
14:N:55:ALA:CB	14:N:84:GLY:HA2	2.44	0.48
2:B:2085:U:O2'	2:B:2086:U:H5'	2.14	0.48
2:B:519:U:O2'	2:B:520:G:H5'	2.13	0.48
2:B:2816:G:O2'	2:B:2817:U:H5'	2.14	0.48
19:S:13:SER:OG	19:S:16:LYS:HB2	2.14	0.48
2:B:1764:C:O2'	2:B:1765:U:H5'	2.13	0.48
25:Y:8:GLU:OE1	25:Y:12:GLU:HB3	2.12	0.48
24:X:65:THR:O	24:X:68:ALA:HB3	2.13	0.48
2:B:2853:C:H2'	2:B:2854:G:H8	1.78	0.48
3:C:83:ASP:HA	3:C:84:PRO:HD3	1.75	0.48
2:B:2316:G:H2'	2:B:2317:A:H8	1.79	0.48
6:F:161:SER:C	6:F:163:GLU:N	2.67	0.48
7:G:116:LEU:HD21	7:G:122:ALA:CB	2.43	0.48
8:H:114:GLU:HB2	8:H:133:GLN:HE21	1.77	0.48
16:P:5:LYS:HZ1	16:P:9:GLN:HB3	1.79	0.48
21:U:26:ASN:HD22	21:U:26:ASN:H	1.62	0.48
21:U:39:ASN:CG	21:U:62:ALA:HB3	2.34	0.48
5:E:60:TRP:HA	5:E:60:TRP:CE3	2.49	0.48
2:B:1939:U:O2	2:B:1967:C:H4'	2.14	0.48
9:I:100:ILE:O	9:I:139:VAL:HA	2.14	0.48
9:I:129:GLU:CB	9:I:133:ARG:HH12	2.27	0.48
9:I:129:GLU:HB3	9:I:133:ARG:NH1	2.28	0.48
1:A:32:U:H2'	1:A:33:G:H8	1.79	0.48
2:B:2049:G:C2'	2:B:2050:C:H5'	2.44	0.48
1:A:7:G:H5''	15:O:29:HIS:CD2	2.48	0.48
12:L:80:SER:HA	12:L:115:GLU:HB2	1.94	0.48
11:K:9:VAL:HG21	11:K:14:GLY:O	2.13	0.48
20:T:12:ARG:HA	25:Y:29:ARG:NH1	2.27	0.48
2:B:2143:C:O2'	2:B:2144:G:H5'	2.14	0.48
2:B:2796:U:H3'	2:B:2798:U:C5	2.48	0.48
13:M:42:THR:O	13:M:44:ARG:N	2.40	0.48
2:B:1401:G:H2'	2:B:1402:U:C6	2.49	0.48

*Continued on next page...*



*Continued from previous page...*

Atom-1	Atom-2	Distance(Å)	Clash(Å)
2:B:1720:U:O2'	2:B:1721:G:H5'	2.14	0.48
2:B:1237:A:H2'	2:B:1237:A:N3	2.29	0.48
2:B:1104:C:H2'	2:B:1105:U:H6	1.76	0.47
2:B:1099:G:C5'	9:I:3:LYS:H	2.27	0.47
18:R:4:VAL:HB	18:R:39:LEU:HG	1.96	0.47
8:H:79:THR:HG23	8:H:145:ASN:O	2.13	0.47
6:F:128:SER:HA	6:F:153:ILE:O	2.13	0.47
4:D:10:GLY:HA2	4:D:26:VAL:HG23	1.95	0.47
7:G:84:LYS:HG2	7:G:85:LYS:N	2.22	0.47
2:B:543:G:H3'	2:B:544:C:C5'	2.36	0.47
2:B:287:G:H2'	2:B:288:U:H6	1.76	0.47
2:B:2471:A:O2'	2:B:2472:G:O5'	2.32	0.47
9:I:85:ILE:HD12	9:I:87:SER:O	2.13	0.47
2:B:479:A:O2'	2:B:481:G:H5'	2.14	0.47
2:B:1728:C:O2	2:B:1729:U:H5	1.97	0.47
2:B:593:U:H2'	2:B:594:U:C6	2.49	0.47
2:B:418:C:H2'	2:B:419:U:C6	2.49	0.47
2:B:2579:C:O5'	2:B:2579:C:H6	1.97	0.47
27:O:29:VAL:HA	27:O:35:GLU:O	2.14	0.47
2:B:1600:C:H5'	20:T:62:VAL:HG21	1.96	0.47
22:V:46:LYS:HA	22:V:46:LYS:HE3	1.94	0.47
2:B:2405:G:H2'	2:B:2411:A:H62	1.79	0.47
2:B:956:G:N2	2:B:959:A:H3'	2.29	0.47
2:B:782:A:H4'	2:B:783:A:O5'	2.14	0.47
2:B:2849:U:O4	2:B:2867:G:H8	1.97	0.47
2:B:570:G:H2'	2:B:2030:A:N7	2.28	0.47
22:V:19:ARG:O	22:V:22:ALA:HB3	2.13	0.47
2:B:291:G:O2'	2:B:292:U:H5'	2.14	0.47
2:B:856:G:H2'	2:B:857:G:C8	2.49	0.47
23:W:24:ARG:O	23:W:24:ARG:HD2	2.14	0.47
3:C:91:ALA:CB	3:C:105:ALA:HB2	2.44	0.47
31:4:16:ILE:HG12	31:4:25:VAL:CG2	2.43	0.47
19:S:35:ILE:HG12	19:S:36:LEU:HD22	1.96	0.47
20:T:2:ILE:HB	20:T:3:ARG:HH11	1.80	0.47
13:M:41:LEU:C	13:M:43:ALA:H	2.17	0.47
2:B:645:C:H5'	2:B:645:C:H6	1.78	0.47
2:B:1552:A:C2'	2:B:1553:A:H5'	2.42	0.47
6:F:135:ILE:HG13	6:F:137:PHE:H	1.80	0.47
11:K:14:GLY:HA2	11:K:45:ALA:HA	1.95	0.47
2:B:2297:A:H61	2:B:2319:G:H1'	1.80	0.47
20:T:12:ARG:HG3	20:T:35:ALA:H	1.79	0.47
19:S:76:VAL:CG2	19:S:101:SER:HB2	2.44	0.47

*Continued on next page...*



*Continued from previous page...*

Atom-1	Atom-2	Distance(Å)	Clash(Å)
7:G:148:ARG:HD3	7:G:152:ARG:NH2	2.30	0.47
6:F:120:SER:OG	6:F:127:TYR:HA	2.14	0.47
2:B:414:C:H1'	2:B:1864:U:H1'	1.95	0.47
2:B:1947:C:H2'	2:B:1948:G:H8	1.79	0.47
2:B:846:U:O2'	2:B:847:U:H5''	2.15	0.47
15:O:27:VAL:HG21	15:O:40:ILE:HD12	1.96	0.47
8:H:21:VAL:HG22	8:H:22:LYS:N	2.29	0.47
2:B:2889:C:O2'	2:B:2890:G:H5'	2.14	0.47
5:E:159:LEU:O	5:E:162:ARG:HB2	2.12	0.47
30:3:60:CYS:C	30:3:62:PRO:HD3	2.34	0.47
15:O:16:ARG:O	15:O:19:GLN:HB3	2.15	0.47
5:E:134:LEU:O	5:E:138:LEU:HG	2.14	0.47
3:C:198:GLU:HA	3:C:201:LEU:HD23	1.96	0.47
1:A:116:G:O2'	1:A:117:G:H5'	2.14	0.47
2:B:923:G:H1'	23:W:23:LYS:HZ1	1.78	0.47
10:J:44:TYR:CG	17:Q:63:ARG:CZ	2.97	0.47
20:T:41:ALA:C	20:T:43:ILE:H	2.15	0.47
20:T:53:VAL:HG12	20:T:54:GLU:N	2.22	0.47
4:D:120:GLY:HA2	4:D:162:ALA:HA	1.96	0.47
1:A:43:C:H2'	1:A:44:G:H5''	1.96	0.47
4:D:36:GLN:HG3	4:D:36:GLN:O	2.13	0.47
4:D:78:GLY:C	4:D:79:LEU:HD22	2.34	0.47
17:Q:10:ARG:CZ	17:Q:10:ARG:HB2	2.44	0.47
4:D:122:VAL:N	4:D:127:PHE:HB2	2.24	0.47
2:B:677:A:O2'	2:B:2071:A:H5'	2.14	0.47
2:B:1963:U:H6	2:B:1963:U:O5'	1.98	0.47
2:B:1812:U:H4'	3:C:44:ASN:OD1	2.14	0.47
26:Z:47:ILE:HG23	26:Z:54:VAL:HG21	1.96	0.47
2:B:825:A:H2'	2:B:826:U:O4'	2.13	0.47
2:B:1212:G:H1'	2:B:1236:G:N2	2.29	0.47
2:B:1887:C:O2'	2:B:1888:G:H5'	2.14	0.47
2:B:372:G:N7	24:X:56:ARG:HB3	2.29	0.47
2:B:651:G:OP1	30:3:18:LYS:HG3	2.14	0.47
20:T:64:LYS:N	20:T:64:LYS:HD2	2.28	0.47
2:B:1380:G:H1'	2:B:1569:A:N6	2.29	0.47
2:B:1891:G:H2'	2:B:1892:C:C6	2.49	0.47
2:B:1259:G:O2'	2:B:1260:A:H5'	2.14	0.47
25:Y:18:LEU:O	25:Y:18:LEU:HD13	2.14	0.47
13:M:1:MET:O	13:M:2:LEU:HB2	2.14	0.47
2:B:476:G:N2	2:B:478:A:H3'	2.29	0.47
2:B:1651:G:P	14:N:37:THR:HG21	2.54	0.47
2:B:854:C:O2'	2:B:855:G:H5'	2.14	0.47

*Continued on next page...*

*Continued from previous page...*

Atom-1	Atom-2	Distance(Å)	Clash(Å)
3:C:125:PRO:HA	3:C:191:LEU:O	2.14	0.47
17:Q:104:ALA:O	17:Q:105:PHE:HB3	2.13	0.47
21:U:73:ASN:C	21:U:75:ALA:H	2.17	0.47
8:H:113:SER:HB3	8:H:132:PHE:CE2	2.49	0.47
2:B:2514:U:H2'	2:B:2515:C:H6	1.80	0.47
19:S:5:ALA:HB3	19:S:54:ALA:HB2	1.95	0.47
9:I:45:THR:HA	9:I:48:ILE:CG2	2.39	0.47
4:D:204:LYS:HG2	4:D:205:PRO:CD	2.45	0.47
14:N:96:ARG:HH21	14:N:96:ARG:HG2	1.78	0.47
2:B:1579:A:H2'	2:B:1580:A:H8	1.78	0.47
8:H:41:LYS:O	8:H:44:ILE:HG12	2.15	0.47
2:B:200:U:O2'	24:X:21:LEU:HD12	2.14	0.47
5:E:95:LYS:NZ	5:E:97:ASN:HD22	2.12	0.47
2:B:2037:A:H2'	2:B:2038:G:C8	2.49	0.47
2:B:1917:U:O2'	2:B:1918:A:H5'	2.14	0.47
2:B:729:G:C5	3:C:206:LYS:HB2	2.50	0.47
2:B:1922:G:O2'	2:B:1923:U:H5'	2.14	0.47
2:B:2518:A:H2'	2:B:2518:A:N3	2.29	0.47
2:B:1985:C:O2'	2:B:1986:C:H5'	2.14	0.47
18:R:49:ILE:HD12	18:R:50:GLY:O	2.15	0.47
6:F:48:LEU:O	6:F:51:ASN:HB2	2.14	0.47
6:F:39:VAL:HG13	6:F:49:LEU:HD11	1.96	0.47
6:F:33:ILE:HG21	6:F:98:PHE:CE2	2.49	0.47
27:O:28:SER:HB3	27:O:37:HIS:CE1	2.49	0.47
7:G:101:VAL:HG12	7:G:115:GLN:CB	2.40	0.47
2:B:546:U:H4'	2:B:548:G:OP2	2.14	0.47
19:S:24:ILE:HG23	19:S:32:ALA:CB	2.40	0.47
2:B:665:U:H2'	2:B:666:A:H8	1.80	0.47
2:B:2741:A:H2'	2:B:2742:G:O4'	2.15	0.47
2:B:1729:U:C5	2:B:1731:G:N2	2.82	0.47
2:B:1275:A:N6	2:B:1296:G:H4'	2.29	0.47
1:A:62:C:O2'	1:A:63:C:H5'	2.14	0.47
2:B:1838:C:H4'	2:B:1839:G:C8	2.50	0.47
2:B:2836:U:H2'	2:B:2837:A:H8	1.78	0.47
2:B:2849:U:H4'	2:B:2850:A:H5'	1.96	0.47
5:E:155:GLU:O	5:E:159:LEU:HD13	2.15	0.47
12:L:64:PHE:N	12:L:64:PHE:CD2	2.83	0.47
2:B:2552:U:C2	2:B:2554:U:H5'	2.49	0.47
2:B:2767:C:O2'	2:B:2768:U:H5'	2.15	0.47
2:B:445:C:OP1	17:Q:1:ALA:HA	2.14	0.47
2:B:1818:U:HO2'	2:B:1819:A:P	2.37	0.47
3:C:131:MET:HE3	3:C:187:CYS:HB2	1.97	0.47

*Continued on next page...*

*Continued from previous page...*

Atom-1	Atom-2	Distance(Å)	Clash(Å)
10:J:122:LEU:HD21	10:J:124:VAL:HG13	1.97	0.47
10:J:17:VAL:HG22	10:J:55:ILE:HG12	1.96	0.47
16:P:77:SER:O	16:P:80:VAL:HG12	2.15	0.47
7:G:153:PRO:O	7:G:155:PRO:HD3	2.14	0.47
5:E:58:LYS:CD	5:E:58:LYS:N	2.78	0.47
15:O:111:ARG:NH1	15:O:112:GLU:HB2	2.24	0.47
21:U:18:LYS:C	21:U:18:LYS:HD3	2.34	0.47
18:R:59:ILE:HG12	18:R:101:ILE:HD13	1.95	0.47
2:B:603:A:H4'	2:B:604:G:O5'	2.15	0.47
26:Z:2:LYS:HE3	26:Z:4:ILE:HD11	1.95	0.47
1:A:28:C:H2'	1:A:29:A:O4'	2.15	0.47
7:G:91:VAL:O	7:G:93:TYR:N	2.48	0.47
2:B:532:A:H4'	2:B:533:G:C8	2.50	0.47
19:S:17:VAL:O	19:S:19:LEU:N	2.44	0.47
2:B:2155:U:H3'	2:B:2156:G:H5''	1.96	0.47
2:B:2425:A:C5'	2:B:2426:A:H3'	2.44	0.47
16:P:31:VAL:CG1	16:P:38:ARG:HG2	2.45	0.47
9:I:37:PHE:HB2	9:I:66:PHE:CE2	2.49	0.47
2:B:2300:C:H2'	2:B:2301:C:C6	2.50	0.47
2:B:1093:G:O2'	2:B:1094:U:H5'	2.14	0.47
21:U:9:GLU:O	21:U:72:PHE:HB2	2.15	0.47
2:B:1227:G:O2'	2:B:1228:G:H5'	2.14	0.47
10:J:88:THR:HG22	10:J:91:GLU:OE1	2.15	0.47
2:B:1908:C:O2'	2:B:1909:C:H5'	2.15	0.47
2:B:912:C:O2'	2:B:913:U:H5'	2.14	0.47
23:W:23:LYS:O	23:W:66:VAL:HB	2.14	0.47
23:W:23:LYS:CE	23:W:24:ARG:HG3	2.44	0.47
23:W:39:GLN:O	23:W:56:HIS:HB3	2.15	0.47
23:W:37:VAL:CG1	23:W:55:ASP:HB2	2.45	0.47
23:W:65:LYS:NZ	23:W:84:GLU:HB3	2.29	0.47
2:B:2267:A:H8	2:B:2268:A:OP1	1.97	0.47
25:Y:42:LEU:HA	25:Y:45:GLN:HE21	1.79	0.47
2:B:96:C:H4'	25:Y:41:HIS:CE1	2.50	0.47
9:I:1:ALA:H3	9:I:3:LYS:NZ	2.12	0.47
2:B:6:A:N3	10:J:135:GLN:NE2	2.62	0.47
10:J:36:LEU:HD12	10:J:118:MET:O	2.15	0.47
10:J:54:ILE:HD12	10:J:55:ILE:H	1.80	0.47
6:F:69:ALA:HB2	6:F:82:TYR:CD1	2.50	0.47
8:H:121:VAL:O	8:H:122:LEU:HB2	2.15	0.47
13:M:35:ALA:O	13:M:36:VAL:HB	2.14	0.47
21:U:48:VAL:N	21:U:49:PRO:CD	2.77	0.47
2:B:2336:A:N7	23:W:40:ARG:HD2	2.29	0.47

*Continued on next page...*

*Continued from previous page...*

Atom-1	Atom-2	Distance(Å)	Clash(Å)
7:G:83:THR:C	7:G:84:LYS:HD3	2.35	0.47
5:E:164:LEU:O	5:E:166:LYS:N	2.48	0.47
2:B:1561:C:H2'	2:B:1562:U:H6	1.79	0.47
13:M:126:ILE:H	13:M:126:ILE:CD1	2.24	0.47
13:M:41:LEU:HD13	13:M:46:ILE:HG22	1.96	0.47
2:B:1813:G:N3	3:C:49:THR:HG21	2.30	0.47
2:B:2105:U:O5'	2:B:2105:U:H6	1.96	0.47
2:B:1255:U:C5	5:E:68:ALA:HA	2.50	0.47
4:D:203:VAL:HG13	4:D:203:VAL:O	2.15	0.47
16:P:48:ALA:HA	16:P:95:LYS:HG3	1.96	0.47
7:G:38:ASP:CG	7:G:39:ALA:N	2.64	0.47
2:B:1505:A:H2'	2:B:1506:U:O4'	2.14	0.47
22:V:26:PHE:HE1	22:V:89:ILE:HG13	1.79	0.47
24:X:26:ARG:HD3	24:X:27:ARG:N	2.30	0.47
2:B:1789:A:OP1	3:C:219:VAL:HA	2.15	0.47
8:H:58:LEU:HA	8:H:61:VAL:HG12	1.97	0.47
31:4:11:CYS:HB3	31:4:33:HIS:HE1	1.78	0.47
2:B:1410:G:H2'	2:B:1411:U:C6	2.50	0.47
2:B:2038:G:H2'	2:B:2039:U:C6	2.50	0.47
7:G:104:LEU:HB2	7:G:112:VAL:CB	2.45	0.47
2:B:2211:A:OP2	2:B:2211:A:H4'	2.13	0.47
2:B:208:C:H2'	2:B:209:C:H6	1.78	0.47
5:E:14:VAL:HG23	5:E:15:SER:H	1.80	0.47
2:B:2544:G:O2'	2:B:2545:G:H5'	2.15	0.47
2:B:178:G:O2'	2:B:179:C:H5'	2.15	0.47
2:B:1190:G:H2'	2:B:1191:G:C8	2.50	0.47
2:B:1092:C:H2'	2:B:1093:G:C5'	2.44	0.47
15:O:61:GLN:HE21	15:O:61:GLN:N	2.12	0.47
2:B:1924:C:O2'	2:B:1925:C:H5'	2.14	0.47
2:B:1042:G:H2'	2:B:1043:C:C6	2.50	0.47
11:K:76:ILE:HG12	16:P:71:ARG:HD2	1.97	0.47
2:B:257:C:H2'	2:B:258:G:O4'	2.15	0.47
2:B:1807:G:H2'	2:B:1808:A:H5'	1.97	0.47
3:C:140:VAL:CG1	3:C:141:HIS:H	2.11	0.47
10:J:44:TYR:O	10:J:45:THR:CB	2.63	0.47
8:H:122:LEU:H	8:H:128:HIS:HE1	1.63	0.47
31:4:15:LYS:O	31:4:16:ILE:CB	2.61	0.47
10:J:65:THR:HG22	10:J:68:LYS:HE3	1.95	0.47
3:C:78:GLU:OE1	3:C:100:ARG:NE	2.46	0.47
2:B:138:U:H6	2:B:138:U:O5'	1.98	0.47
4:D:172:VAL:CG1	4:D:175:LEU:HD11	2.44	0.47
12:L:77:ILE:HG22	12:L:78:ARG:H	1.80	0.47

*Continued on next page...*

*Continued from previous page...*

Atom-1	Atom-2	Distance(Å)	Clash(Å)
21:U:71:ILE:HD11	21:U:81:ARG:O	2.14	0.47
2:B:2297:A:H2	2:B:2320:U:H4'	1.76	0.47
11:K:68:VAL:O	11:K:69:ARG:HB3	2.15	0.47
2:B:1275:A:C4	14:N:16:HIS:CD2	3.03	0.47
12:L:120:VAL:HG12	12:L:121:THR:H	1.79	0.47
2:B:2791:G:H2'	2:B:2792:A:O4'	2.15	0.47
23:W:67:LYS:HG3	23:W:69:GLU:HG3	1.97	0.47
2:B:1360:G:C2'	2:B:1361:G:H5'	2.44	0.47
2:B:184:C:H2'	2:B:185:G:C8	2.48	0.47
8:H:1:MET:HB3	8:H:21:VAL:O	2.15	0.47
2:B:2626:C:H2'	2:B:2627:G:O4'	2.15	0.47
9:I:69:VAL:O	9:I:69:VAL:HG23	2.14	0.47
7:G:87:GLN:HA	7:G:129:GLU:HA	1.96	0.47
1:A:35:C:H2'	1:A:36:C:O4'	2.14	0.47
21:U:27:VAL:HA	21:U:33:VAL:HG12	1.96	0.47
5:E:132:LYS:O	5:E:135:ALA:HB3	2.15	0.47
2:B:289:G:H2'	2:B:290:U:C6	2.50	0.47
2:B:1344:U:O2	2:B:1385:A:H5'	2.15	0.47
23:W:18:LYS:HD2	23:W:19:ARG:HD3	1.97	0.47
2:B:1098:A:C3'	9:I:4:VAL:H	2.28	0.47
16:P:50:ARG:HB2	16:P:56:SER:CB	2.45	0.47
8:H:82:SER:HB3	8:H:90:LEU:HG	1.97	0.47
2:B:1491:G:H4'	3:C:70:LYS:NZ	2.30	0.47
2:B:527:C:N4	2:B:2779:U:OP2	2.48	0.47
2:B:2538:C:O2'	2:B:2539:C:H5'	2.15	0.47
14:N:28:LEU:HD12	14:N:44:LEU:HD21	1.97	0.47
22:V:73:LYS:HA	22:V:73:LYS:HZ2	1.79	0.47
2:B:200:U:H5''	24:X:21:LEU:O	2.14	0.47
2:B:608:A:H2'	2:B:609:A:C8	2.50	0.47
14:N:17:ARG:CB	14:N:17:ARG:HH21	2.28	0.47
2:B:521:U:H2'	2:B:522:A:C8	2.50	0.47
21:U:10:VAL:O	21:U:21:ARG:HA	2.14	0.47
2:B:839:U:H2'	2:B:840:C:H6	1.79	0.47
2:B:623:C:H2'	2:B:624:C:C6	2.50	0.47
2:B:1115:G:H2'	2:B:1116:G:H8	1.80	0.47
14:N:90:ARG:HG2	14:N:94:TYR:HD1	1.79	0.47
11:K:94:ILE:HG23	11:K:94:ILE:O	2.13	0.47
4:D:125:TRP:CG	4:D:160:LYS:HB3	2.49	0.47
2:B:444:C:O2'	2:B:445:C:H5'	2.14	0.47
2:B:1097:U:C2	2:B:1098:A:H1'	2.50	0.47
9:I:52:LEU:HD13	9:I:81:LYS:HZ3	1.79	0.47
17:Q:4:LYS:CE	17:Q:7:VAL:HG13	2.45	0.47

*Continued on next page...*

*Continued from previous page...*

Atom-1	Atom-2	Distance(Å)	Clash(Å)
2:B:543:G:N1	2:B:545:U:H4'	2.30	0.47
12:L:17:LYS:HD2	12:L:19:LEU:HD11	1.97	0.47
6:F:148:VAL:O	6:F:149:ARG:HG2	2.14	0.47
2:B:2615:U:C2	27:0:3:GLN:HA	2.50	0.47
10:J:110:PRO:HB2	10:J:111:LYS:HD2	1.97	0.47
2:B:68:G:H2'	2:B:69:C:C6	2.50	0.47
2:B:1151:A:O2'	2:B:1152:C:H5'	2.15	0.47
7:G:174:LYS:HZ2	7:G:174:LYS:HB3	1.80	0.47
2:B:2461:A:H2'	2:B:2462:C:H6	1.77	0.47
5:E:189:THR:O	5:E:193:VAL:HG23	2.15	0.47
2:B:1947:C:O2'	2:B:1948:G:H5'	2.15	0.47
22:V:28:ALA:O	22:V:40:ILE:HD13	2.15	0.47
21:U:40:LEU:HA	21:U:60:LYS:C	2.36	0.47
3:C:110:LYS:HD2	3:C:113:ASP:OD2	2.15	0.47
2:B:1258:U:H2'	2:B:1259:G:H8	1.80	0.47
15:O:19:GLN:HB3	15:O:19:GLN:HE21	1.59	0.47
2:B:1973:G:H2'	2:B:1974:C:C6	2.49	0.47
10:J:4:PHE:HB3	10:J:44:TYR:CE2	2.50	0.46
20:T:50:LEU:HD22	20:T:50:LEU:N	2.28	0.46
6:F:91:ARG:C	6:F:95:MET:HB2	2.36	0.46
2:B:2329:U:H2'	2:B:2330:G:C8	2.49	0.46
9:I:11:GLN:HA	9:I:55:PRO:HA	1.96	0.46
4:D:46:ARG:HH22	4:D:86:GLU:HA	1.80	0.46
5:E:177:PRO:O	5:E:181:ILE:HG22	2.14	0.46
10:J:128:ASN:C	10:J:129:GLU:HG3	2.35	0.46
27:0:42:ILE:HD13	27:0:48:TYR:HB2	1.96	0.46
15:O:62:LEU:HD12	15:O:64:TYR:H	1.79	0.46
2:B:363:G:H2'	2:B:364:C:H6	1.76	0.46
2:B:1533:C:H2'	2:B:1534:U:C6	2.49	0.46
14:N:72:ASP:OD2	14:N:74:GLU:HB3	2.15	0.46
2:B:1508:A:H2'	2:B:1509:A:N3	2.30	0.46
20:T:19:LYS:HA	20:T:23:ALA:HB2	1.97	0.46
2:B:2199:A:H5''	2:B:2200:C:H5	1.80	0.46
1:A:17:C:O2'	1:A:18:G:H5'	2.16	0.46
9:I:35:MET:HE3	9:I:39:LYS:HG2	1.97	0.46
2:B:560:C:H2'	2:B:561:G:O4'	2.15	0.46
2:B:445:C:C2'	2:B:446:G:H5'	2.45	0.46
23:W:59:PHE:HE2	23:W:61:LYS:HA	1.80	0.46
25:Y:23:ARG:C	25:Y:25:GLN:H	2.18	0.46
9:I:1:ALA:H3	9:I:3:LYS:HZ1	1.62	0.46
4:D:12:THR:N	4:D:24:VAL:HG12	2.29	0.46
4:D:54:ALA:HA	4:D:76:GLY:H	1.80	0.46

*Continued on next page...*

*Continued from previous page...*

Atom-1	Atom-2	Distance(Å)	Clash(Å)
2:B:1023:U:H2'	2:B:1024:G:H5'	1.97	0.46
10:J:27:ARG:C	10:J:30:THR:HG22	2.34	0.46
17:Q:9:ALA:C	17:Q:11:ALA:H	2.19	0.46
17:Q:24:TYR:O	17:Q:27:ARG:HB2	2.16	0.46
9:I:23:VAL:HG12	9:I:24:GLY:N	2.30	0.46
9:I:23:VAL:HG12	9:I:27:LEU:HD21	1.96	0.46
16:P:22:GLY:HA3	16:P:91:VAL:HG21	1.97	0.46
2:B:2895:G:H2'	2:B:2896:C:H6	1.80	0.46
9:I:18:ASN:N	9:I:19:PRO:CD	2.77	0.46
2:B:2883:A:OP1	27:O:48:TYR:HE1	1.98	0.46
3:C:52:HIS:NE2	3:C:218:THR:HG23	2.30	0.46
1:A:32:U:O2'	1:A:52:A:N6	2.48	0.46
8:H:10:ALA:O	8:H:12:LEU:N	2.49	0.46
12:L:68:SER:HB2	12:L:71:ALA:H	1.80	0.46
2:B:1315:C:H2'	2:B:1316:U:H6	1.79	0.46
1:A:65:U:O2'	1:A:66:A:H5'	2.15	0.46
1:A:8:C:H2'	1:A:9:G:O4'	2.14	0.46
15:O:15:ARG:HH21	15:O:95:SER:CB	2.28	0.46
2:B:2419:U:OP2	30:3:32:LEU:HD13	2.13	0.46
2:B:1113:U:O2'	2:B:1114:C:H5'	2.16	0.46
2:B:2045:C:O2	27:O:18:HIS:NE2	2.45	0.46
2:B:2753:A:H2'	2:B:2754:U:O4'	2.15	0.46
26:Z:41:PRO:HA	26:Z:44:ARG:HB3	1.96	0.46
2:B:1370:C:H2'	2:B:1371:G:O4'	2.15	0.46
16:P:62:LYS:O	16:P:63:ILE:HB	2.14	0.46
2:B:1654:A:HO2'	4:D:118:PHE:CB	2.24	0.46
6:F:62:GLN:HG3	6:F:91:ARG:NH1	2.29	0.46
7:G:25:ILE:HG22	7:G:78:VAL:HG21	1.97	0.46
24:X:50:VAL:HG12	24:X:51:SER:N	2.25	0.46
4:D:48:ILE:HD12	4:D:89:GLU:CG	2.44	0.46
25:Y:13:GLU:HG3	25:Y:57:LEU:CD2	2.45	0.46
2:B:2896:C:H2'	2:B:2897:U:H6	1.81	0.46
11:K:42:ILE:HG21	11:K:45:ALA:HB2	1.98	0.46
23:W:46:ALA:HB2	23:W:78:PHE:HD1	1.80	0.46
2:B:2340:A:H2'	2:B:2341:G:C8	2.50	0.46
2:B:2804:U:H2'	2:B:2805:C:C6	2.50	0.46
2:B:2285:C:OP2	28:1:5:ARG:HD3	2.15	0.46
8:H:120:GLY:HA3	8:H:123:ARG:NH2	2.30	0.46
2:B:2299:U:H2'	2:B:2300:C:C6	2.50	0.46
2:B:2246:G:H2'	2:B:2247:A:C8	2.50	0.46
4:D:110:THR:HG23	4:D:171:THR:HA	1.97	0.46
10:J:100:VAL:HG12	10:J:100:VAL:O	2.15	0.46

*Continued on next page...*



*Continued from previous page...*

Atom-1	Atom-2	Distance(Å)	Clash(Å)
2:B:1041:G:O2'	2:B:1042:G:H5'	2.15	0.46
8:H:115:VAL:O	8:H:115:VAL:HG13	2.15	0.46
2:B:1760:C:H2'	2:B:1761:C:O4'	2.16	0.46
2:B:1777:U:O2'	2:B:1778:U:H5'	2.15	0.46
2:B:2691:C:O2'	2:B:2692:G:H5'	2.15	0.46
2:B:2724:U:H2'	2:B:2725:A:C8	2.50	0.46
22:V:31:TYR:O	22:V:92:VAL:HA	2.15	0.46
2:B:2000:C:O2'	2:B:2001:C:H5'	2.15	0.46
3:C:157:ALA:HB1	3:C:196:ASN:HB2	1.97	0.46
7:G:72:ASN:O	7:G:76:ILE:HG12	2.16	0.46
2:B:2272:U:HO2'	2:B:2273:A:H8	1.63	0.46
2:B:1100:C:H2'	2:B:1101:U:C6	2.48	0.46
3:C:124:LYS:HB3	3:C:127:ASN:HD21	1.79	0.46
2:B:6:A:H2'	2:B:7:G:H8	1.80	0.46
10:J:11:VAL:HG12	10:J:13:ARG:HG2	1.96	0.46
10:J:73:VAL:O	10:J:87:ALA:O	2.34	0.46
13:M:35:ALA:HB3	13:M:99:GLY:N	2.14	0.46
9:I:49:GLU:HB3	9:I:52:LEU:HD12	1.98	0.46
2:B:307:G:H2'	2:B:309:A:OP2	2.14	0.46
22:V:4:ILE:CB	22:V:63:ILE:HG13	2.39	0.46
6:F:141:ASP:HB2	6:F:144:LYS:HE2	1.98	0.46
8:H:30:LEU:CA	8:H:35:LYS:HB2	2.45	0.46
2:B:426:C:O2'	2:B:427:U:H5'	2.15	0.46
28:1:8:ILE:N	28:1:22:THR:O	2.43	0.46
2:B:67:U:H2'	2:B:68:G:H8	1.81	0.46
2:B:24:G:O2'	2:B:25:U:H5'	2.16	0.46
2:B:283:G:H2'	2:B:284:U:C6	2.51	0.46
5:E:126:VAL:HG22	5:E:127:GLU:N	2.29	0.46
2:B:464:U:H2'	2:B:465:G:O4'	2.15	0.46
2:B:2489:U:C2'	2:B:2490:G:H5'	2.45	0.46
2:B:2152:G:H2'	2:B:2153:C:C6	2.51	0.46
2:B:1987:A:H2'	2:B:1988:G:C8	2.51	0.46
2:B:934:U:H2'	2:B:935:C:H6	1.80	0.46
1:A:8:C:H5''	15:O:15:ARG:NH1	2.30	0.46
2:B:1219:U:H2'	2:B:1220:G:H8	1.79	0.46
2:B:2639:A:H2'	2:B:2640:G:O4'	2.15	0.46
2:B:2233:U:H2'	2:B:2234:G:H8	1.80	0.46
2:B:2553:G:C2	2:B:2583:G:H1'	2.50	0.46
31:4:9:LYS:N	31:4:9:LYS:HD3	2.31	0.46
2:B:2353:G:H1'	23:W:30:VAL:HG12	1.94	0.46
25:Y:46:VAL:N	25:Y:49:ASP:OD2	2.49	0.46
2:B:1099:G:H5''	9:I:3:LYS:H	1.79	0.46

*Continued on next page...*



*Continued from previous page...*

Atom-1	Atom-2	Distance(Å)	Clash(Å)
3:C:90:ILE:HG22	3:C:91:ALA:N	2.31	0.46
2:B:7:G:H2'	2:B:8:C:O4'	2.15	0.46
17:Q:91:ARG:HB2	17:Q:94:LEU:HB2	1.96	0.46
19:S:47:VAL:HG12	19:S:103:ILE:HG21	1.97	0.46
1:A:43:C:C1'	6:F:91:ARG:HD2	2.46	0.46
25:Y:54:LYS:O	25:Y:58:ASN:HB2	2.15	0.46
8:H:113:SER:HB3	8:H:132:PHE:CZ	2.50	0.46
8:H:133:GLN:HA	8:H:139:PHE:CB	2.46	0.46
15:O:35:ILE:HD11	15:O:102:ARG:HH11	1.79	0.46
9:I:17:ALA:C	9:I:19:PRO:HD3	2.36	0.46
2:B:2832:U:H5''	2:B:2834:G:O4'	2.15	0.46
2:B:1287:A:O2'	2:B:1288:G:H5'	2.15	0.46
2:B:674:G:H1'	5:E:69:ARG:HD2	1.96	0.46
15:O:11:ALA:CB	15:O:96:GLY:H	2.28	0.46
5:E:150:THR:CG2	5:E:153:LEU:HA	2.44	0.46
2:B:813:U:O2'	2:B:1225:G:H1'	2.15	0.46
2:B:1400:U:O2'	2:B:1401:G:H5'	2.16	0.46
19:S:59:GLU:OE2	19:S:66:ILE:HG23	2.14	0.46
19:S:66:ILE:HD13	19:S:66:ILE:N	2.31	0.46
3:C:157:ALA:HB1	3:C:196:ASN:CB	2.45	0.46
20:T:14:PRO:O	20:T:16:VAL:HG23	2.15	0.46
2:B:458:G:N2	2:B:469:G:H2'	2.30	0.46
12:L:70:LYS:O	12:L:73:ILE:HG12	2.16	0.46
8:H:40:THR:C	8:H:42:LYS:H	2.18	0.46
20:T:56:GLU:OE1	20:T:88:LYS:HD3	2.16	0.46
10:J:13:ARG:O	10:J:14:ASP:HB2	2.15	0.46
16:P:63:ILE:HG22	16:P:63:ILE:O	2.16	0.46
4:D:33:ARG:HH11	4:D:74:GLU:HG3	1.81	0.46
2:B:870:U:C3'	2:B:871:U:H5''	2.46	0.46
8:H:111:ALA:O	8:H:112:LYS:C	2.53	0.46
4:D:182:ALA:C	4:D:184:ARG:N	2.68	0.46
4:D:201:LEU:O	4:D:201:LEU:HD12	2.15	0.46
18:R:1:MET:O	18:R:15:SER:HB3	2.16	0.46
24:X:40:GLU:C	24:X:42:GLU:H	2.19	0.46
2:B:603:A:N6	2:B:655:A:O4'	2.49	0.46
2:B:1322:A:OP1	19:S:11:ARG:NH1	2.49	0.46
11:K:69:ARG:HD3	11:K:75:VAL:HG22	1.96	0.46
7:G:148:ARG:HD3	7:G:152:ARG:HD3	1.98	0.46
16:P:31:VAL:HG12	16:P:38:ARG:HG2	1.97	0.46
7:G:143:VAL:O	7:G:147:LEU:HG	2.16	0.46
2:B:2772:C:H2'	2:B:2773:C:C6	2.51	0.46
2:B:394:C:O2'	2:B:395:U:H5'	2.15	0.46

*Continued on next page...*

*Continued from previous page...*

Atom-1	Atom-2	Distance(Å)	Clash(Å)
2:B:986:C:O2'	2:B:987:C:H5'	2.16	0.46
2:B:909:A:H2'	2:B:912:C:H5	1.80	0.46
21:U:13:LEU:HD12	21:U:13:LEU:N	2.30	0.46
1:A:13:G:H1	1:A:69:G:HO2'	1.62	0.46
2:B:2367:G:O2'	2:B:2368:C:H5'	2.16	0.46
2:B:1334:G:O2'	2:B:1335:C:H5'	2.16	0.46
2:B:2760:C:O2'	2:B:2761:A:H5'	2.16	0.46
2:B:2769:U:H2'	2:B:2770:G:C8	2.51	0.46
2:B:2016:U:H2'	2:B:2017:U:C6	2.51	0.46
21:U:54:PRO:HG2	21:U:55:GLY:H	1.79	0.46
23:W:37:VAL:HG12	23:W:38:ARG:N	2.25	0.46
18:R:38:VAL:HG13	18:R:54:VAL:HG12	1.96	0.46
8:H:77:THR:HB	8:H:143:ILE:C	2.36	0.46
21:U:51:LEU:O	21:U:52:ASN:C	2.54	0.46
6:F:104:THR:HG22	6:F:105:ILE:HG23	1.97	0.46
4:D:24:VAL:HG21	4:D:188:LEU:HB3	1.97	0.46
2:B:2337:G:N3	2:B:2337:G:H2'	2.30	0.46
6:F:11:VAL:CG1	6:F:12:VAL:H	2.19	0.46
2:B:587:C:N3	12:L:33:ARG:NH2	2.63	0.46
3:C:75:ALA:N	3:C:115:ILE:O	2.49	0.46
13:M:72:PRO:O	13:M:91:TYR:O	2.34	0.46
2:B:2049:G:N2	4:D:161:MET:HE1	2.30	0.46
2:B:1018:U:O2'	2:B:1019:U:H5'	2.15	0.46
2:B:557:C:H2'	2:B:558:U:C6	2.50	0.46
2:B:815:C:OP2	18:R:85:LYS:HE2	2.16	0.46
2:B:1745:A:H2'	2:B:1746:A:H8	1.81	0.46
7:G:145:ALA:CA	7:G:148:ARG:HE	2.29	0.46
2:B:1495:A:H2'	2:B:1496:A:H8	1.80	0.46
8:H:54:LEU:O	8:H:58:LEU:HB2	2.16	0.46
11:K:37:ILE:O	11:K:38:ILE:HD13	2.15	0.46
2:B:1946:U:H2'	2:B:1947:C:H6	1.81	0.46
6:F:43:ILE:HA	6:F:46:LYS:HE2	1.97	0.46
2:B:1416:G:O2'	2:B:1417:C:H6	1.99	0.46
2:B:1279:G:H2'	2:B:1280:G:C8	2.50	0.46
6:F:24:VAL:HG22	6:F:24:VAL:O	2.16	0.46
2:B:2382:G:H21	30:3:41:ARG:NH2	2.14	0.46
2:B:2352:A:C2'	2:B:2353:G:H5'	2.46	0.46
10:J:42:ALA:O	10:J:44:TYR:N	2.48	0.46
31:4:25:VAL:HB	31:4:35:GLN:HE21	1.81	0.46
2:B:1059:G:H2'	2:B:1060:U:C6	2.50	0.46
7:G:6:ALA:HB3	7:G:68:ARG:HD3	1.96	0.46
30:3:21:PHE:CE2	30:3:61:LEU:HD12	2.51	0.46

*Continued on next page...*

*Continued from previous page...*

Atom-1	Atom-2	Distance(Å)	Clash(Å)
18:R:61:ALA:HB1	18:R:98:ILE:H	1.80	0.46
2:B:1515:A:H4'	2:B:1556:C:O2'	2.15	0.46
4:D:170:VAL:HG23	4:D:170:VAL:O	2.15	0.46
8:H:71:LYS:C	8:H:72:ILE:HD12	2.36	0.46
24:X:36:ARG:HD3	24:X:47:THR:HB	1.97	0.46
12:L:118:THR:O	12:L:120:VAL:HG23	2.15	0.46
11:K:94:ILE:HG13	11:K:94:ILE:O	2.15	0.46
29:2:34:ARG:HD3	29:2:42:LEU:O	2.15	0.46
2:B:1878:G:H2'	2:B:1879:C:C6	2.51	0.46
20:T:29:THR:HA	20:T:86:THR:CA	2.33	0.46
8:H:96:THR:HA	8:H:99:ILE:HD12	1.98	0.46
6:F:103:ILE:H	6:F:107:VAL:HG23	1.81	0.46
6:F:111:ARG:CD	6:F:111:ARG:N	2.79	0.46
6:F:90:LEU:HB3	6:F:95:MET:HA	1.97	0.46
2:B:544:C:H4'	2:B:545:U:C5'	2.46	0.46
2:B:285:G:H2'	2:B:285:G:N3	2.31	0.46
2:B:1266:G:H22	2:B:2012:G:H2'	1.79	0.46
15:O:67:ASN:O	15:O:69:ASP:N	2.46	0.46
4:D:106:LYS:CB	4:D:206:ALA:HB3	2.43	0.46
8:H:70:GLU:CD	8:H:71:LYS:N	2.70	0.46
2:B:31:C:O2'	2:B:32:C:H5'	2.16	0.46
21:U:40:LEU:N	21:U:61:GLU:HA	2.31	0.46
2:B:1734:G:H2'	2:B:1735:A:H8	1.81	0.46
2:B:1965:C:H5''	2:B:1966:A:H2'	1.98	0.46
2:B:816:C:H2'	2:B:817:C:H6	1.80	0.46
2:B:1972:G:H3'	34:B:3385:HOH:O	2.16	0.46
2:B:2564:A:OP1	2:B:2648:G:H4'	2.16	0.46
2:B:903:C:H2'	2:B:904:G:H8	1.80	0.46
20:T:27:SER:O	20:T:28:ASN:CB	2.63	0.46
2:B:1656:C:H2'	2:B:1657:U:C6	2.49	0.46
6:F:103:ILE:O	6:F:103:ILE:HG23	2.15	0.46
6:F:117:SER:OG	6:F:119:LYS:HD3	2.16	0.46
2:B:2756:U:H4'	2:B:2757:A:O5'	2.15	0.46
4:D:43:ASP:C	4:D:45:TYR:H	2.18	0.46
2:B:28:A:H1'	2:B:513:A:C2	2.51	0.46
22:V:30:ILE:HD13	22:V:72:VAL:HG11	1.97	0.46
2:B:528:A:C2'	2:B:529:A:H5''	2.44	0.46
11:K:110:LYS:CD	11:K:110:LYS:H	2.25	0.46
2:B:2318:G:C6	2:B:2319:G:N1	2.84	0.46
2:B:1790:C:H2'	2:B:1791:A:C8	2.51	0.46
2:B:2039:U:O2'	2:B:2040:G:H5'	2.16	0.46
2:B:981:A:H4'	2:B:2037:A:H5'	1.97	0.46

*Continued on next page...*

*Continued from previous page...*

Atom-1	Atom-2	Distance(Å)	Clash(Å)
27:O:30:ASP:OD2	27:O:31:LYS:N	2.49	0.46
2:B:2300:C:H2'	2:B:2301:C:H6	1.80	0.46
19:S:61:ASN:HA	19:S:61:ASN:HD22	1.55	0.46
2:B:601:C:O2'	2:B:605:G:H5''	2.16	0.46
3:C:174:ARG:HD3	3:C:180:MET:HE1	1.97	0.46
21:U:31:GLY:O	21:U:66:VAL:HG12	2.15	0.46
20:T:92:ASN:C	20:T:93:LEU:HD22	2.36	0.46
4:D:62:LYS:N	4:D:63:PRO:CD	2.79	0.46
2:B:723:C:H2'	2:B:724:U:H6	1.80	0.46
25:Y:46:VAL:O	25:Y:49:ASP:HB2	2.16	0.45
2:B:1098:A:C3'	9:I:4:VAL:N	2.80	0.45
18:R:10:LYS:N	18:R:10:LYS:HD2	2.31	0.45
8:H:79:THR:HA	8:H:144:VAL:HG12	1.97	0.45
6:F:102:LEU:HD22	6:F:103:ILE:HB	1.98	0.45
9:I:52:LEU:HD13	9:I:81:LYS:NZ	2.31	0.45
21:U:17:ASP:OD1	21:U:38:ILE:HA	2.15	0.45
25:Y:60:LYS:O	25:Y:60:LYS:HG2	2.16	0.45
16:P:1:SER:HA	16:P:4:ILE:HD12	1.97	0.45
3:C:69:ASN:HA	3:C:188:ARG:HH12	1.80	0.45
4:D:122:VAL:HA	4:D:127:PHE:O	2.16	0.45
2:B:1939:U:C6	2:B:1939:U:H5'	2.49	0.45
5:E:127:GLU:H	5:E:127:GLU:CD	2.19	0.45
5:E:133:LEU:HA	5:E:136:GLN:CD	2.36	0.45
2:B:876:C:H42	2:B:901:C:H41	1.64	0.45
17:Q:92:LYS:O	17:Q:95:ALA:HB3	2.17	0.45
10:J:28:LEU:O	10:J:31:GLU:HB3	2.17	0.45
2:B:1014:A:H2'	2:B:1015:U:C6	2.51	0.45
22:V:9:ARG:HD2	22:V:41:GLU:HB3	1.98	0.45
2:B:1092:C:C2'	2:B:1093:G:H5'	2.46	0.45
2:B:2553:G:H2'	2:B:2554:U:C4'	2.46	0.45
2:B:2412:A:H2'	2:B:2413:G:O4'	2.16	0.45
2:B:2705:A:H2'	2:B:2706:A:O4'	2.16	0.45
2:B:2533:U:H2'	2:B:2534:A:O4'	2.15	0.45
2:B:259:G:H2'	2:B:260:G:H8	1.81	0.45
2:B:1451:C:H1'	2:B:1452:G:N7	2.31	0.45
2:B:1192:G:O2'	2:B:1193:G:H5'	2.16	0.45
2:B:381:G:O2'	2:B:382:A:H5'	2.16	0.45
2:B:1055:G:H1'	2:B:1085:A:H2	1.81	0.45
2:B:1082:U:C2	2:B:1086:A:N1	2.84	0.45
6:F:39:VAL:CG1	6:F:42:ALA:HB2	2.47	0.45
9:I:78:LEU:HD23	9:I:81:LYS:HE2	1.98	0.45
8:H:97:ARG:HA	8:H:112:LYS:HB2	1.98	0.45

*Continued on next page...*

*Continued from previous page...*

Atom-1	Atom-2	Distance(Å)	Clash(Å)
2:B:145:C:H2'	2:B:146:A:H8	1.80	0.45
8:H:9:VAL:CG2	8:H:35:LYS:HD2	2.46	0.45
2:B:170:U:H2'	2:B:171:U:H6	1.80	0.45
2:B:156:A:H2'	2:B:157:C:H6	1.81	0.45
6:F:125:GLY:O	6:F:157:THR:HG22	2.16	0.45
22:V:43:ASP:O	22:V:47:VAL:HG23	2.16	0.45
2:B:2808:G:H5'	2:B:2809:A:OP1	2.15	0.45
2:B:2811:G:O2'	2:B:2812:G:H5'	2.16	0.45
2:B:2188:U:H2'	2:B:2189:U:C6	2.52	0.45
14:N:52:ILE:O	14:N:55:ALA:HB3	2.17	0.45
9:I:140:GLU:H	9:I:140:GLU:CD	2.19	0.45
12:L:109:LYS:HB3	12:L:111:ILE:HG12	1.99	0.45
2:B:2602:A:H3'	2:B:2602:A:OP1	2.16	0.45
25:Y:19:LEU:HB3	25:Y:24:GLU:OE1	2.16	0.45
2:B:649:G:H2'	2:B:650:C:H6	1.82	0.45
2:B:688:U:H5'	2:B:1780:A:N1	2.31	0.45
2:B:1333:G:O2'	2:B:1334:G:H5'	2.15	0.45
2:B:1613:G:H4'	29:2:3:ARG:HG3	1.98	0.45
3:C:231:HIS:HA	3:C:241:LYS:HD3	1.98	0.45
25:Y:45:GLN:O	25:Y:47:ARG:N	2.45	0.45
2:B:1082:U:H5''	9:I:119:ALA:CB	2.44	0.45
20:T:29:THR:HG22	20:T:86:THR:HB	1.97	0.45
6:F:67:THR:OG1	6:F:85:GLY:HA3	2.16	0.45
6:F:104:THR:C	6:F:108:PRO:HG2	2.37	0.45
6:F:34:THR:HA	6:F:89:THR:HA	1.98	0.45
7:G:23:ILE:CG2	7:G:71:LEU:HD11	2.47	0.45
17:Q:4:LYS:HE3	17:Q:6:GLY:CA	2.46	0.45
7:G:83:THR:HA	7:G:84:LYS:HZ3	1.81	0.45
2:B:140:C:H1'	2:B:141:G:C6	2.52	0.45
5:E:29:HIS:NE2	12:L:8:PRO:HG3	2.31	0.45
2:B:1080:A:H4'	9:I:126:ARG:HD3	1.98	0.45
2:B:278:A:C2	2:B:362:A:H1'	2.52	0.45
20:T:12:ARG:NE	25:Y:29:ARG:HH11	2.14	0.45
6:F:125:GLY:HA3	6:F:159:ALA:HB3	1.98	0.45
2:B:2650:U:H2'	2:B:2651:C:H6	1.79	0.45
2:B:1138:G:H1'	10:J:107:GLY:O	2.16	0.45
2:B:1403:A:H2'	2:B:1404:C:C6	2.51	0.45
2:B:360:U:H2'	2:B:361:G:O4'	2.16	0.45
2:B:2443:C:O2'	2:B:2444:G:H5'	2.16	0.45
2:B:372:G:C8	24:X:56:ARG:HB3	2.51	0.45
2:B:2185:U:H2'	2:B:2186:G:C8	2.51	0.45
2:B:2088:A:H2'	2:B:2089:C:C6	2.52	0.45

*Continued on next page...*

*Continued from previous page...*

Atom-1	Atom-2	Distance(Å)	Clash(Å)
2:B:857:G:C2'	2:B:858:G:H5'	2.45	0.45
2:B:924:G:H4'	23:W:24:ARG:NH2	2.32	0.45
25:Y:49:ASP:O	25:Y:53:VAL:HG23	2.16	0.45
3:C:86:ARG:HD2	3:C:90:ILE:HD11	1.97	0.45
20:T:39:THR:HG21	20:T:42:GLU:CG	2.32	0.45
13:M:33:LEU:CD1	13:M:121:ALA:HB2	2.47	0.45
24:X:2:ARG:O	24:X:10:ARG:HA	2.16	0.45
21:U:15:GLY:C	21:U:16:LYS:HZ2	2.20	0.45
2:B:2636:C:O2'	4:D:45:TYR:CZ	2.68	0.45
6:F:177:ARG:NE	6:F:177:ARG:HA	2.32	0.45
9:I:27:LEU:HB2	9:I:32:VAL:HG21	1.99	0.45
2:B:2012:G:H4'	19:S:96:ILE:CD1	2.44	0.45
2:B:1936:A:H3'	2:B:1937:A:H5'	1.98	0.45
2:B:528:A:C2	2:B:2042:A:H2'	2.51	0.45
2:B:1551:A:H2'	2:B:1552:A:O4'	2.15	0.45
6:F:141:ASP:HB2	6:F:144:LYS:HE3	1.97	0.45
28:1:26:LYS:HB2	28:1:52:LYS:NZ	2.32	0.45
2:B:1210:G:OP1	2:B:1212:G:H5'	2.16	0.45
2:B:1789:A:H2'	2:B:1790:C:O4'	2.17	0.45
2:B:2186:G:O2'	2:B:2187:U:H5'	2.16	0.45
2:B:1316:U:O2'	2:B:1317:G:H5'	2.16	0.45
2:B:620:G:N3	2:B:620:G:H5'	2.32	0.45
2:B:1301:A:N3	2:B:1301:A:H2'	2.31	0.45
2:B:713:G:H2'	2:B:714:U:C6	2.51	0.45
2:B:1869:G:H2'	2:B:1871:A:OP2	2.17	0.45
2:B:1893:C:C2'	2:B:1894:C:H5'	2.46	0.45
2:B:2849:U:C4	2:B:2867:G:H1'	2.51	0.45
2:B:779:U:O2'	2:B:780:G:H5'	2.16	0.45
2:B:135:U:H2'	2:B:136:G:O4'	2.16	0.45
3:C:123:ILE:HD12	3:C:135:PRO:CD	2.46	0.45
11:K:65:LYS:HG3	11:K:80:GLY:H	1.80	0.45
7:G:2:ARG:O	7:G:5:LYS:HB2	2.16	0.45
2:B:57:C:H2'	2:B:58:G:O4'	2.16	0.45
14:N:38:LEU:N	14:N:39:PRO:CD	2.80	0.45
2:B:1819:A:OP1	3:C:154:ALA:HA	2.16	0.45
8:H:31:VAL:CB	8:H:32:PRO:CD	2.88	0.45
6:F:62:GLN:HB2	6:F:91:ARG:HH11	1.80	0.45
4:D:193:VAL:O	4:D:194:PRO:C	2.54	0.45
21:U:16:LYS:HB2	21:U:17:ASP:H	1.46	0.45
25:Y:13:GLU:HA	25:Y:16:THR:HB	1.98	0.45
7:G:166:GLU:HG2	7:G:167:VAL:N	2.32	0.45
17:Q:23:TYR:HB3	17:Q:27:ARG:HB3	1.97	0.45

*Continued on next page...*

*Continued from previous page...*

Atom-1	Atom-2	Distance(Å)	Clash(Å)
7:G:11:PRO:HD2	7:G:14:VAL:HG21	1.99	0.45
2:B:1266:G:OP1	27:0:15:ARG:NE	2.46	0.45
27:0:48:TYR:CG	27:0:49:ARG:N	2.81	0.45
9:I:96:LYS:HD3	9:I:138:VAL:HG21	1.98	0.45
4:D:107:VAL:HG13	4:D:203:VAL:CG2	2.46	0.45
2:B:265:A:N6	2:B:427:U:O2'	2.50	0.45
2:B:1177:G:H8	2:B:1177:G:O5'	1.98	0.45
25:Y:29:ARG:HB2	25:Y:29:ARG:NH2	2.31	0.45
2:B:755:U:H2'	2:B:756:A:C8	2.51	0.45
2:B:2228:G:H2'	2:B:2229:U:H6	1.78	0.45
16:P:31:VAL:C	16:P:33:GLU:H	2.19	0.45
2:B:540:C:H2'	2:B:541:A:C8	2.49	0.45
2:B:821:A:H5''	2:B:822:G:O5'	2.16	0.45
2:B:1881:C:H2'	2:B:1882:U:O4'	2.17	0.45
2:B:660:C:H2'	2:B:661:A:C8	2.51	0.45
15:O:53:THR:O	15:O:59:ALA:HB2	2.16	0.45
1:A:87:U:H2'	1:A:88:C:H5''	1.98	0.45
3:C:77:VAL:HG23	3:C:77:VAL:O	2.17	0.45
2:B:1147:A:H2'	2:B:1148:U:C6	2.51	0.45
10:J:5:THR:O	10:J:5:THR:HG23	2.16	0.45
17:Q:101:ASP:HB3	17:Q:104:ALA:HB3	1.99	0.45
6:F:113:PHE:HZ	6:F:175:PRO:HB2	1.82	0.45
4:D:79:LEU:HD22	4:D:79:LEU:N	2.32	0.45
25:Y:56:LEU:O	25:Y:57:LEU:CB	2.62	0.45
11:K:33:GLY:O	11:K:35:GLY:N	2.50	0.45
15:O:105:ALA:HA	15:O:108:ASP:OD2	2.15	0.45
2:B:322:A:OP2	5:E:163:ASN:HB2	2.17	0.45
5:E:118:LEU:HD21	5:E:188:MET:CE	2.47	0.45
16:P:101:GLU:O	16:P:102:ARG:HG2	2.16	0.45
16:P:97:TYR:C	16:P:99:LEU:N	2.70	0.45
2:B:2740:A:H2'	2:B:2741:A:C8	2.52	0.45
7:G:39:ALA:HB1	7:G:57:TYR:CE1	2.51	0.45
20:T:13:ALA:O	20:T:33:LYS:N	2.50	0.45
2:B:1725:U:H2'	2:B:1726:C:H6	1.79	0.45
2:B:2720:U:H2'	2:B:2721:A:C8	2.51	0.45
28:1:36:LYS:HA	28:1:47:ILE:HA	1.97	0.45
2:B:460:A:H2'	2:B:461:C:O4'	2.17	0.45
17:Q:52:ARG:C	17:Q:54:ARG:H	2.20	0.45
6:F:43:ILE:HA	6:F:46:LYS:HZ3	1.81	0.45
2:B:1450:G:H1	2:B:1461:C:H42	1.64	0.45
2:B:1465:G:H2'	2:B:1466:U:O4'	2.16	0.45
2:B:1758:U:H3'	2:B:1759:A:H8	1.82	0.45

*Continued on next page...*



*Continued from previous page...*

Atom-1	Atom-2	Distance(Å)	Clash(Å)
25:Y:37:LEU:O	25:Y:38:GLN:HB2	2.16	0.45
10:J:41:LYS:CE	10:J:51:GLY:HA2	2.46	0.45
20:T:83:ALA:HB1	20:T:85:VAL:HG23	1.98	0.45
8:H:122:LEU:N	8:H:128:HIS:HE1	2.15	0.45
6:F:119:LYS:HA	6:F:121:PHE:CE1	2.52	0.45
7:G:62:ALA:O	7:G:66:THR:HG23	2.16	0.45
2:B:584:C:OP1	17:Q:5:ARG:HB3	2.16	0.45
8:H:111:ALA:O	8:H:132:PHE:HZ	2.00	0.45
16:P:4:ILE:O	16:P:5:LYS:HB3	2.16	0.45
2:B:545:U:H2'	2:B:548:G:OP2	2.16	0.45
5:E:164:LEU:HB2	5:E:167:VAL:HG12	1.98	0.45
4:D:202:ILE:CG2	4:D:203:VAL:N	2.79	0.45
7:G:93:TYR:O	7:G:94:ARG:HG3	2.17	0.45
2:B:1824:G:N3	3:C:251:THR:CG2	2.80	0.45
2:B:1577:C:H2'	2:B:1578:U:O4'	2.17	0.45
2:B:1152:C:H2'	2:B:1153:C:C6	2.52	0.45
2:B:2722:G:H2'	2:B:2723:C:C6	2.51	0.45
2:B:325:G:O2'	2:B:326:G:H5'	2.17	0.45
2:B:2299:U:OP1	6:F:71:LYS:HD2	2.16	0.45
25:Y:22:LEU:O	25:Y:24:GLU:N	2.46	0.45
3:C:76:VAL:HA	3:C:113:ASP:O	2.16	0.45
2:B:2013:A:N3	19:S:88:ARG:NH1	2.62	0.45
2:B:2630:G:H2'	2:B:2631:G:H8	1.82	0.45
13:M:29:GLY:HA2	13:M:106:ASP:HB2	1.99	0.45
23:W:37:VAL:C	23:W:39:GLN:N	2.70	0.45
10:J:134:ALA:HB3	10:J:135:GLN:NE2	2.32	0.45
6:F:89:THR:C	6:F:90:LEU:HD22	2.36	0.45
24:X:32:LEU:O	24:X:33:HIS:CG	2.70	0.45
2:B:1064:C:H2'	2:B:1065:U:O4'	2.17	0.45
7:G:10:VAL:O	7:G:11:PRO:O	2.35	0.45
2:B:2049:G:H22	4:D:161:MET:HE1	1.82	0.45
7:G:123:GLU:HG2	7:G:124:CYS:N	2.32	0.45
2:B:2739:U:O2'	2:B:2740:A:H5'	2.17	0.45
2:B:1243:C:O2	12:L:4:ASN:HA	2.17	0.45
23:W:28:GLU:H	23:W:31:LEU:CG	2.29	0.45
24:X:12:VAL:O	24:X:27:ARG:HB2	2.17	0.45
2:B:279:A:N6	2:B:361:G:O2'	2.49	0.45
2:B:488:G:H1'	2:B:492:A:N6	2.32	0.45
2:B:1360:G:H2'	2:B:1361:G:C5'	2.47	0.45
2:B:2199:A:H5'	2:B:2200:C:OP2	2.16	0.45
2:B:1259:G:H2'	2:B:1260:A:C8	2.51	0.45
4:D:61:THR:OG1	4:D:63:PRO:HD2	2.17	0.45

*Continued on next page...*



*Continued from previous page...*

Atom-1	Atom-2	Distance(Å)	Clash(Å)
2:B:2221:G:O2'	2:B:2222:C:H5'	2.15	0.45
16:P:111:GLU:H	16:P:111:GLU:CD	2.20	0.45
2:B:205:G:O2'	2:B:206:U:OP2	2.35	0.45
2:B:2893:A:H4'	2:B:2894:G:H5'	1.98	0.45
2:B:406:G:H2'	2:B:407:G:H8	1.81	0.45
2:B:268:C:O2	2:B:268:C:H2'	2.15	0.45
2:B:1651:G:OP1	14:N:37:THR:HG21	2.17	0.45
23:W:37:VAL:O	23:W:39:GLN:N	2.38	0.45
25:Y:20:ASN:HB3	25:Y:50:VAL:HG22	1.99	0.45
2:B:1084:A:H1'	2:B:1106:G:H4'	1.98	0.45
3:C:171:VAL:O	3:C:183:VAL:HG12	2.17	0.45
10:J:109:LEU:HD13	10:J:119:PHE:HB2	1.98	0.45
17:Q:88:GLU:HA	18:R:49:ILE:HD11	1.99	0.45
20:T:48:GLN:HA	20:T:48:GLN:NE2	2.32	0.45
8:H:99:ILE:HG12	8:H:122:LEU:HG	1.99	0.45
6:F:3:LEU:HD23	6:F:100:GLU:OE2	2.17	0.45
24:X:70:LEU:HD11	24:X:77:TYR:HB3	1.98	0.45
27:O:27:LEU:HB2	27:O:37:HIS:O	2.17	0.45
2:B:1060:U:H5	9:I:131:THR:CG2	2.28	0.45
4:D:51:THR:HG22	4:D:52:THR:N	2.32	0.45
4:D:54:ALA:N	4:D:76:GLY:HA2	2.32	0.45
2:B:72:U:H1'	25:Y:51:ALA:HB1	1.99	0.45
15:O:35:ILE:CG1	15:O:66:GLY:HA2	2.47	0.45
4:D:121:THR:O	4:D:122:VAL:HB	2.17	0.45
3:C:216:ARG:NH1	3:C:216:ARG:HG3	2.29	0.45
2:B:1516:G:O2'	2:B:1517:G:H5'	2.16	0.45
2:B:1287:A:H3'	2:B:1288:G:N2	2.32	0.45
2:B:1441:G:O2'	2:B:1442:U:H5'	2.17	0.45
2:B:2074:U:H2'	2:B:2075:U:C6	2.52	0.45
8:H:70:GLU:CD	8:H:71:LYS:H	2.20	0.45
7:G:148:ARG:HD3	7:G:152:ARG:HH21	1.81	0.45
14:N:33:ILE:HG22	14:N:114:GLU:HG3	1.99	0.45
2:B:1392:A:P	20:T:19:LYS:HZ2	2.39	0.45
23:W:70:VAL:HA	23:W:76:ARG:O	2.17	0.45
2:B:2052:A:OP1	4:D:145:SER:HA	2.16	0.45
2:B:680:C:H2'	2:B:681:G:C8	2.52	0.45
2:B:2183:A:H2'	2:B:2184:A:O4'	2.17	0.45
3:C:42:ARG:HG3	3:C:46:GLY:O	2.17	0.45
23:W:23:LYS:CG	23:W:24:ARG:N	2.80	0.45
6:F:117:SER:C	6:F:119:LYS:H	2.20	0.45
4:D:11:MET:HA	4:D:24:VAL:O	2.17	0.45
2:B:2331:G:H2'	2:B:2332:C:H6	1.80	0.45

*Continued on next page...*

*Continued from previous page...*

Atom-1	Atom-2	Distance(Å)	Clash(Å)
13:M:12:MET:HB2	13:M:72:PRO:CD	2.41	0.45
2:B:1813:G:N2	3:C:49:THR:HG22	2.32	0.45
9:I:100:ILE:HG23	9:I:104:GLN:OE1	2.17	0.45
9:I:138:VAL:HG12	9:I:139:VAL:N	2.31	0.45
1:A:32:U:H2'	1:A:33:G:C8	2.52	0.45
2:B:169:G:O2'	2:B:170:U:H5'	2.17	0.45
2:B:2354:C:H4'	23:W:31:LEU:HD23	1.98	0.45
2:B:2339:C:H2'	2:B:2340:A:H8	1.82	0.45
12:L:61:LEU:HD23	30:3:23:HIS:CG	2.52	0.45
11:K:1:ILE:HA	11:K:32:ALA:H	1.82	0.45
2:B:2487:G:H2'	2:B:2488:G:H8	1.81	0.45
2:B:2487:G:H2'	2:B:2488:G:C8	2.51	0.45
7:G:24:THR:HG22	7:G:34:ARG:HB3	1.99	0.45
2:B:932:U:H5'	2:B:933:A:OP1	2.17	0.45
2:B:2009:A:O4'	14:N:107:ASN:HB2	2.17	0.45
2:B:598:U:H2'	2:B:599:A:H8	1.81	0.45
7:G:96:ALA:HB3	7:G:103:ASN:O	2.17	0.45
2:B:1930:G:C2'	2:B:1931:U:OP2	2.64	0.45
2:B:1513:U:O2'	2:B:1514:G:H5'	2.17	0.45
2:B:2467:C:C2'	2:B:2468:A:H5'	2.47	0.45
2:B:80:G:C6	2:B:107:G:C6	3.04	0.45
2:B:1454:C:OP2	2:B:1454:C:H3'	2.17	0.45
2:B:2861:U:H2'	2:B:2862:G:H8	1.81	0.45
2:B:1292:G:H2'	2:B:1293:C:C6	2.52	0.45
2:B:1817:G:H5''	3:C:86:ARG:NH1	2.32	0.44
17:Q:93:ILE:HG23	17:Q:94:LEU:N	2.32	0.44
13:M:35:ALA:O	13:M:128:THR:HA	2.17	0.44
6:F:35:LEU:HD23	6:F:153:ILE:HG12	1.98	0.44
2:B:2313:C:H5'	6:F:36:ASN:OD1	2.18	0.44
9:I:90:GLY:C	9:I:92:PRO:HD3	2.38	0.44
22:V:4:ILE:O	22:V:63:ILE:HA	2.16	0.44
17:Q:4:LYS:CG	17:Q:7:VAL:HG22	2.47	0.44
22:V:2:PHE:HZ	22:V:55:GLU:HB2	1.81	0.44
30:3:14:LYS:O	30:3:21:PHE:O	2.35	0.44
10:J:59:ALA:C	10:J:61:LYS:N	2.70	0.44
5:E:166:LYS:O	5:E:167:VAL:HB	2.17	0.44
3:C:75:ALA:HB1	3:C:93:VAL:CG2	2.47	0.44
2:B:527:C:H1'	2:B:528:A:C5	2.52	0.44
26:Z:6:ILE:HG21	26:Z:47:ILE:HD12	1.98	0.44
5:E:40:ARG:HG3	5:E:40:ARG:HH11	1.82	0.44
5:E:154:ASP:OD2	5:E:157:LEU:HD22	2.16	0.44
2:B:38:A:N3	5:E:43:THR:HB	2.32	0.44

*Continued on next page...*

*Continued from previous page...*

Atom-1	Atom-2	Distance(Å)	Clash(Å)
2:B:1259:G:H2'	2:B:1260:A:H8	1.81	0.44
2:B:1115:G:H2'	2:B:1116:G:C8	2.52	0.44
24:X:28:PHE:CD1	24:X:28:PHE:N	2.85	0.44
2:B:1837:C:H2'	2:B:1899:A:H61	1.82	0.44
5:E:115:GLN:O	5:E:117:ARG:N	2.51	0.44
2:B:1571:A:H2'	2:B:1572:A:C8	2.52	0.44
26:Z:35:VAL:HG22	26:Z:36:GLU:N	2.32	0.44
2:B:2685:G:O2'	2:B:2686:G:H5'	2.17	0.44
2:B:1056:G:H1	2:B:1102:C:H5	1.65	0.44
7:G:61:TRP:O	7:G:64:ALA:HB3	2.17	0.44
17:Q:90:ASP:H	18:R:39:LEU:HD11	1.83	0.44
20:T:49:LYS:HB2	20:T:50:LEU:HD22	2.00	0.44
20:T:57:VAL:HG12	20:T:86:THR:OG1	2.17	0.44
8:H:129:GLU:HA	8:H:143:ILE:CA	2.34	0.44
13:M:33:LEU:HD11	13:M:121:ALA:HB2	1.99	0.44
22:V:83:LYS:O	22:V:85:LYS:N	2.49	0.44
19:S:24:ILE:HG22	19:S:25:ARG:N	2.32	0.44
2:B:1299:G:H2'	2:B:1639:C:N4	2.32	0.44
2:B:1805:A:N3	3:C:49:THR:HG21	2.31	0.44
4:D:107:VAL:HG21	4:D:177:VAL:HG13	1.99	0.44
2:B:635:C:O2'	2:B:636:G:H5'	2.17	0.44
16:P:61:ARG:HH12	16:P:100:ARG:HA	1.79	0.44
2:B:1795:C:H2'	2:B:1796:U:C6	2.53	0.44
16:P:94:ALA:C	16:P:95:LYS:HD2	2.37	0.44
2:B:1241:A:N3	2:B:1241:A:O4'	2.50	0.44
24:X:35:HIS:CD2	24:X:36:ARG:N	2.85	0.44
2:B:1684:G:H2'	2:B:1685:C:C6	2.52	0.44
8:H:103:VAL:HG13	8:H:110:VAL:CG1	2.48	0.44
2:B:899:A:H2'	2:B:900:A:C8	2.51	0.44
24:X:53:LYS:O	24:X:57:VAL:HG23	2.17	0.44
30:3:19:GLY:O	30:3:20:GLY:O	2.35	0.44
2:B:1317:G:H2'	2:B:1318:U:H6	1.81	0.44
11:K:59:ALA:HB1	11:K:84:VAL:O	2.17	0.44
13:M:45:GLN:HE22	13:M:125:PRO:CG	2.30	0.44
2:B:2788:C:H2'	2:B:2789:C:C6	2.52	0.44
25:Y:37:LEU:HD22	25:Y:39:GLN:H	1.82	0.44
10:J:14:ASP:O	10:J:53:TYR:HB2	2.17	0.44
6:F:82:TYR:HA	6:F:83:PRO:HD3	1.72	0.44
15:O:35:ILE:CD1	15:O:102:ARG:HH11	2.31	0.44
3:C:65:ASP:CG	3:C:101:ARG:HD3	2.38	0.44
2:B:2834:G:H2'	2:B:2879:A:H61	1.83	0.44
6:F:136:ILE:HG22	6:F:136:ILE:O	2.18	0.44

*Continued on next page...*

*Continued from previous page...*

Atom-1	Atom-2	Distance(Å)	Clash(Å)
2:B:1017:G:H2'	2:B:1018:U:H6	1.82	0.44
4:D:113:SER:HB3	4:D:167:ASN:HA	1.98	0.44
2:B:1324:G:H1'	2:B:1616:A:C6	2.52	0.44
2:B:2547:A:H5''	11:K:28:HIS:NE2	2.32	0.44
2:B:1165:A:C2	2:B:1166:G:N7	2.86	0.44
2:B:928:A:H2'	2:B:929:U:C6	2.52	0.44
2:B:2108:A:OP1	2:B:2150:C:H4'	2.17	0.44
2:B:2430:A:H5'	2:B:2431:U:OP2	2.17	0.44
6:F:1:ALA:O	6:F:4:HIS:HB3	2.17	0.44
6:F:55:ASP:O	6:F:58:ALA:HB3	2.17	0.44
2:B:2668:G:O2'	2:B:2669:G:H5'	2.17	0.44
23:W:25:PHE:H	23:W:66:VAL:HG23	1.83	0.44
10:J:55:ILE:CG2	10:J:123:LYS:HB2	2.47	0.44
10:J:4:PHE:C	10:J:44:TYR:CE2	2.91	0.44
12:L:95:LEU:O	12:L:100:ILE:HG22	2.17	0.44
22:V:70:ILE:N	22:V:70:ILE:CD1	2.75	0.44
2:B:585:G:O2'	5:E:77:ILE:HG22	2.17	0.44
2:B:21:A:H2'	2:B:22:C:C6	2.52	0.44
8:H:114:GLU:O	8:H:116:ARG:N	2.50	0.44
19:S:36:LEU:HD22	19:S:36:LEU:N	2.32	0.44
13:M:73:ILE:HG13	13:M:93:VAL:HB	1.99	0.44
11:K:106:LEU:CD2	11:K:114:ILE:HD13	2.47	0.44
11:K:106:LEU:HD23	11:K:114:ILE:HD13	1.99	0.44
11:K:114:ILE:HG23	11:K:115:ILE:N	2.32	0.44
26:Z:26:LEU:CD1	26:Z:47:ILE:HD13	2.48	0.44
16:P:102:ARG:HB3	16:P:107:ALA:HB2	1.98	0.44
2:B:1886:U:H2'	2:B:1887:C:C6	2.52	0.44
6:F:43:ILE:HA	6:F:46:LYS:CE	2.47	0.44
19:S:66:ILE:HG12	19:S:67:ASP:N	2.31	0.44
30:3:31:ILE:HD11	30:3:34:LYS:CD	2.48	0.44
2:B:1463:C:H2'	2:B:1464:G:H8	1.83	0.44
2:B:644:A:H2'	2:B:644:A:N3	2.32	0.44
2:B:570:G:O2'	2:B:571:U:H5'	2.17	0.44
2:B:2366:A:H2'	2:B:2367:G:O4'	2.18	0.44
9:I:46:ASP:HA	9:I:50:LYS:HE2	1.99	0.44
14:N:37:THR:CG2	14:N:39:PRO:HD2	2.37	0.44
25:Y:23:ARG:HD3	25:Y:27:ASN:HD21	1.82	0.44
17:Q:86:SER:O	18:R:50:GLY:O	2.36	0.44
17:Q:87:VAL:CG1	17:Q:88:GLU:H	2.24	0.44
20:T:40:LYS:HE3	20:T:58:VAL:O	2.18	0.44
8:H:144:VAL:O	8:H:145:ASN:HB2	2.17	0.44
16:P:80:VAL:O	16:P:82:SER:N	2.51	0.44

*Continued on next page...*

*Continued from previous page...*

Atom-1	Atom-2	Distance(Å)	Clash(Å)
4:D:38:LYS:NZ	4:D:38:LYS:HB2	2.32	0.44
7:G:166:GLU:CD	7:G:166:GLU:H	2.21	0.44
7:G:154:GLU:OE2	7:G:159:LYS:HB2	2.18	0.44
2:B:1131:G:OP1	10:J:82:GLY:HA2	2.17	0.44
2:B:704:G:H2'	2:B:726:G:N2	2.23	0.44
2:B:2883:A:OP1	27:O:48:TYR:CE1	2.71	0.44
2:B:92:U:H3'	2:B:93:G:H8	1.82	0.44
11:K:108:SER:O	11:K:110:LYS:HG2	2.17	0.44
2:B:69:C:H2'	2:B:70:G:H8	1.83	0.44
2:B:2598:A:H5''	3:C:233:GLY:HA2	2.00	0.44
31:4:11:CYS:HB3	31:4:33:HIS:CE1	2.52	0.44
2:B:32:C:O2'	2:B:33:C:H5'	2.17	0.44
2:B:1636:U:H2'	2:B:1637:A:H8	1.82	0.44
7:G:171:LYS:HD3	7:G:172:GLU:N	2.32	0.44
2:B:160:A:H2'	2:B:161:A:C8	2.52	0.44
2:B:1258:U:C4'	5:E:79:ARG:HG3	2.48	0.44
10:J:75:TYR:CE1	10:J:86:GLN:HB2	2.53	0.44
2:B:1279:G:H4'	14:N:31:HIS:CD2	2.51	0.44
2:B:1472:C:O2'	2:B:1473:G:H5'	2.17	0.44
18:R:49:ILE:HD13	18:R:53:PHE:O	2.18	0.44
13:M:117:PHE:O	13:M:121:ALA:N	2.49	0.44
2:B:2316:G:H2'	2:B:2317:A:C8	2.53	0.44
6:F:33:ILE:HG22	6:F:34:THR:N	2.32	0.44
19:S:38:TYR:HB2	27:O:24:VAL:HG11	1.99	0.44
19:S:71:VAL:O	19:S:71:VAL:HG22	2.17	0.44
7:G:7:PRO:O	7:G:8:VAL:HB	2.18	0.44
21:U:39:ASN:HB3	21:U:63:ALA:H	1.82	0.44
2:B:323:C:C5'	5:E:163:ASN:HD21	2.30	0.44
3:C:65:ASP:OD2	3:C:101:ARG:HD3	2.18	0.44
2:B:139:U:H3'	2:B:140:C:H6	1.79	0.44
2:B:1441:G:H2'	2:B:1442:U:H6	1.83	0.44
3:C:203:VAL:O	3:C:205:GLY:N	2.50	0.44
2:B:363:G:H2'	2:B:364:C:C5	2.53	0.44
12:L:3:LEU:HB3	12:L:4:ASN:H	1.69	0.44
16:P:60:VAL:O	16:P:70:GLU:HA	2.18	0.44
13:M:6:ARG:HD2	13:M:8:LYS:HZ1	1.80	0.44
2:B:2567:G:H2'	2:B:2568:U:C6	2.52	0.44
8:H:50:ARG:HH11	8:H:50:ARG:HA	1.82	0.44
17:Q:96:ASP:O	17:Q:99:VAL:HG23	2.17	0.44
3:C:29:PHE:CE2	3:C:31:PRO:HG2	2.53	0.44
19:S:57:ASN:O	19:S:61:ASN:HB2	2.17	0.44
26:Z:11:SER:OG	26:Z:13:ILE:HG13	2.17	0.44

*Continued on next page...*

*Continued from previous page...*

Atom-1	Atom-2	Distance(Å)	Clash(Å)
30:3:31:ILE:HG12	30:3:31:ILE:O	2.18	0.44
2:B:1092:C:O2'	2:B:1093:G:H5'	2.17	0.44
2:B:1613:G:C4'	29:2:3:ARG:HG3	2.48	0.44
2:B:2511:U:O5'	2:B:2511:U:H6	1.99	0.44
30:3:54:LEU:HG	30:3:58:ILE:HD11	2.00	0.44
2:B:1052:C:O2'	2:B:1053:C:H5'	2.18	0.44
7:G:52:GLY:HA2	7:G:53:PRO:HD3	1.84	0.44
2:B:1394:U:C2'	2:B:1395:A:H5'	2.47	0.44
20:T:59:ASN:O	20:T:83:ALA:O	2.35	0.44
2:B:1654:A:C2'	4:D:118:PHE:HB3	2.46	0.44
8:H:128:HIS:O	8:H:144:VAL:HG23	2.17	0.44
2:B:2092:U:C6	2:B:2225:A:O2'	2.71	0.44
22:V:63:ILE:N	22:V:70:ILE:CG1	2.73	0.44
5:E:108:ILE:C	5:E:108:ILE:HD13	2.38	0.44
7:G:84:LYS:CD	7:G:133:LYS:HA	2.47	0.44
6:F:115:GLY:HA3	6:F:177:ARG:HD2	2.00	0.44
4:D:8:LYS:HD2	4:D:195:GLY:HA3	1.99	0.44
2:B:1560:G:H2'	2:B:1561:C:H6	1.81	0.44
19:S:4:ILE:HG22	19:S:106:VAL:HG22	1.99	0.44
19:S:4:ILE:HD12	19:S:5:ALA:N	2.33	0.44
5:E:5:LEU:HG	5:E:12:LEU:CD2	2.47	0.44
2:B:549:G:O4'	2:B:549:G:N3	2.51	0.44
16:P:23:ASP:O	16:P:45:VAL:HA	2.17	0.44
3:C:173:LEU:HD13	3:C:173:LEU:N	2.31	0.44
11:K:27:SER:O	11:K:28:HIS:HB2	2.18	0.44
14:N:2:ARG:HD2	14:N:5:LYS:HB2	2.00	0.44
2:B:2698:U:H2'	2:B:2699:C:H6	1.82	0.44
2:B:927:A:O2'	2:B:928:A:H5'	2.17	0.44
3:C:30:ALA:C	3:C:32:LEU:H	2.21	0.44
2:B:947:A:HO2'	2:B:984:A:H2	1.61	0.44
29:2:18:PHE:HB2	29:2:43:THR:OG1	2.17	0.44
15:O:16:ARG:HD3	15:O:19:GLN:NE2	2.32	0.44
2:B:1766:G:H2'	2:B:1767:G:H8	1.83	0.44
2:B:121:G:H4'	2:B:148:U:H2'	2.00	0.44
2:B:2193:G:H2'	2:B:2194:U:C6	2.53	0.44
2:B:1716:U:H2'	2:B:1717:A:C8	2.53	0.44
2:B:1669:A:C8	11:K:4:GLN:HG3	2.52	0.44
2:B:2206:C:O2'	2:B:2207:C:H5'	2.17	0.44
5:E:46:GLN:CG	5:E:87:ALA:HB3	2.23	0.44
18:R:39:LEU:HA	18:R:49:ILE:HG21	1.99	0.44
6:F:99:PHE:HD1	6:F:102:LEU:HD11	1.82	0.44
6:F:89:THR:O	6:F:91:ARG:CZ	2.66	0.44

*Continued on next page...*

*Continued from previous page...*

Atom-1	Atom-2	Distance(Å)	Clash(Å)
2:B:1365:A:OP1	24:X:2:ARG:HG3	2.18	0.44
2:B:2261:C:O2'	2:B:2262:U:H5'	2.18	0.44
13:M:97:GLN:HB2	13:M:98:PRO:HD2	1.99	0.44
5:E:175:ILE:HG13	5:E:180:LEU:CD2	2.46	0.44
5:E:176:ASP:HB3	5:E:179:SER:CB	2.43	0.44
7:G:168:VAL:HG12	7:G:170:THR:CG2	2.48	0.44
3:C:73:ILE:HB	3:C:95:TYR:CD2	2.52	0.44
2:B:1080:A:O2'	2:B:1081:U:H5'	2.17	0.44
2:B:637:A:OP2	12:L:112:LEU:HD22	2.18	0.44
11:K:68:VAL:HG12	11:K:69:ARG:H	1.81	0.44
3:C:255:LYS:C	3:C:257:ARG:H	2.20	0.44
2:B:466:A:N3	2:B:683:U:H1'	2.32	0.44
8:H:53:GLU:CD	8:H:57:LYS:HG2	2.38	0.44
2:B:1843:C:H2'	2:B:1844:C:C6	2.53	0.44
28:1:46:VAL:HG22	28:1:47:ILE:N	2.33	0.44
2:B:1410:G:O2'	2:B:1411:U:H5'	2.17	0.44
2:B:2605:U:H2'	2:B:2606:C:C6	2.53	0.44
2:B:51:G:H1'	2:B:118:A:N6	2.33	0.44
2:B:1752:C:H5'	2:B:2861:U:O3'	2.18	0.44
2:B:2134:A:O4'	2:B:2134:A:N3	2.50	0.44
9:I:70:THR:HG23	9:I:70:THR:O	2.17	0.44
6:F:45:ASP:CG	6:F:47:LYS:HD3	2.38	0.44
2:B:2010:G:H2'	2:B:2011:U:H6	1.82	0.44
23:W:19:ARG:HE	23:W:19:ARG:HB2	1.48	0.44
7:G:41:GLU:OE1	7:G:54:ARG:HG2	2.18	0.44
17:Q:88:GLU:N	18:R:49:ILE:HD11	2.32	0.44
20:T:57:VAL:HG22	20:T:58:VAL:N	2.23	0.44
8:H:29:PHE:C	8:H:31:VAL:H	2.21	0.44
6:F:168:LEU:C	6:F:170:ALA:N	2.71	0.44
16:P:5:LYS:CA	16:P:8:GLU:HB2	2.46	0.44
4:D:8:LYS:HB2	4:D:201:LEU:HD21	2.00	0.44
25:Y:7:ARG:HH21	25:Y:9:LYS:CD	2.21	0.44
10:J:58:ASN:O	10:J:59:ALA:HB3	2.17	0.44
18:R:15:SER:O	18:R:16:GLU:C	2.56	0.44
2:B:1438:U:C4	2:B:1552:A:N6	2.86	0.44
4:D:106:LYS:O	4:D:107:VAL:HB	2.18	0.44
1:A:7:G:H5''	15:O:29:HIS:NE2	2.33	0.44
2:B:1750:G:H2'	2:B:1751:U:C6	2.53	0.44
2:B:1367:A:O3'	29:2:25:LYS:HE2	2.18	0.44
2:B:538:A:N6	2:B:555:G:O2'	2.46	0.44
2:B:2886:A:C8	27:0:39:ARG:NH2	2.86	0.44
30:3:31:ILE:HD11	30:3:34:LYS:NZ	2.33	0.44

*Continued on next page...*



*Continued from previous page...*

Atom-1	Atom-2	Distance(Å)	Clash(Å)
13:M:90:GLU:OE1	13:M:90:GLU:HA	2.18	0.44
2:B:1126:A:H4'	2:B:1127:A:O5'	2.18	0.44
2:B:960:A:H61	13:M:82:MET:CE	2.30	0.44
13:M:55:ARG:O	13:M:56:ALA:HB2	2.18	0.44
27:O:50:GLY:O	27:O:51:ARG:C	2.55	0.44
2:B:2588:G:O2'	2:B:2589:A:H5'	2.18	0.44
2:B:924:G:O2'	2:B:925:A:H5'	2.18	0.43
25:Y:41:HIS:O	25:Y:44:LYS:HB3	2.18	0.43
2:B:1050:A:H2'	2:B:1051:G:C8	2.47	0.43
7:G:54:ARG:HA	7:G:54:ARG:HE	1.82	0.43
3:C:141:HIS:O	3:C:143:VAL:N	2.50	0.43
18:R:4:VAL:HG21	18:R:40:MET:HB2	1.99	0.43
2:B:1060:U:OP2	9:I:112:LYS:HE2	2.18	0.43
2:B:1063:G:O2'	2:B:1064:C:H5'	2.18	0.43
9:I:73:PRO:HA	9:I:74:PRO:HD3	1.92	0.43
5:E:108:ILE:O	5:E:108:ILE:HD13	2.17	0.43
8:H:133:GLN:HA	8:H:139:PHE:CA	2.48	0.43
2:B:705:A:O2'	3:C:6:LYS:HG3	2.18	0.43
3:C:93:VAL:O	3:C:94:LEU:HB3	2.17	0.43
4:D:112:THR:O	4:D:113:SER:HB2	2.16	0.43
2:B:362:A:C4	2:B:363:G:C8	3.06	0.43
12:L:89:VAL:O	12:L:89:VAL:HG13	2.18	0.43
2:B:1829:A:H2'	2:B:1830:C:O4'	2.18	0.43
14:N:28:LEU:HA	14:N:34:ILE:HD12	2.00	0.43
2:B:1149:G:H2'	2:B:1150:C:H6	1.78	0.43
24:X:52:ALA:O	24:X:53:LYS:HB3	2.18	0.43
2:B:2460:U:H2'	2:B:2461:A:H8	1.82	0.43
11:K:23:VAL:HA	11:K:38:ILE:HD12	2.00	0.43
2:B:357:C:H2'	2:B:358:U:H6	1.82	0.43
2:B:2661:G:H2'	2:B:2662:A:C8	2.52	0.43
15:O:88:LYS:O	15:O:89:ASP:HB3	2.18	0.43
6:F:70:ARG:O	6:F:80:GLN:HA	2.18	0.43
2:B:1541:C:O2'	2:B:1542:U:H5'	2.18	0.43
2:B:839:U:H1'	2:B:1191:G:H1'	2.00	0.43
2:B:477:A:H2'	2:B:478:A:C8	2.53	0.43
4:D:4:LEU:HD22	4:D:4:LEU:N	2.33	0.43
2:B:2421:G:N7	30:3:30:HIS:NE2	2.66	0.43
2:B:97:C:H2'	2:B:98:G:O4'	2.18	0.43
26:Z:45:GLY:O	26:Z:48:ASN:HB3	2.18	0.43
2:B:855:G:N3	23:W:23:LYS:HE3	2.32	0.43
23:W:37:VAL:CG1	23:W:38:ARG:HH11	2.30	0.43
22:V:23:ALA:O	22:V:24:ASN:HB2	2.18	0.43

*Continued on next page...*



*Continued from previous page...*

Atom-1	Atom-2	Distance(Å)	Clash(Å)
2:B:2264:C:O2'	2:B:2265:U:H5'	2.17	0.43
2:B:306:U:H2'	2:B:307:G:O4'	2.18	0.43
14:N:98:LEU:C	14:N:99:LYS:HG2	2.38	0.43
26:Z:4:ILE:HG22	26:Z:6:ILE:HD11	2.00	0.43
2:B:636:G:H5'	2:B:639:U:OP1	2.17	0.43
2:B:265:A:C8	2:B:266:G:H1'	2.53	0.43
7:G:127:GLN:HA	7:G:127:GLN:OE1	2.17	0.43
2:B:2286:G:H5'	2:B:2286:G:C8	2.52	0.43
8:H:130:VAL:N	8:H:142:VAL:O	2.52	0.43
2:B:1496:A:H2'	2:B:1498:C:C5	2.54	0.43
5:E:127:GLU:OE2	5:E:133:LEU:HD22	2.18	0.43
2:B:1181:U:H2'	2:B:1182:G:C8	2.48	0.43
27:O:55:ALA:C	27:O:56:LYS:HG2	2.39	0.43
2:B:2392:A:H4'	30:3:27:ASN:ND2	2.33	0.43
2:B:997:G:OP1	17:Q:92:LYS:HG3	2.18	0.43
2:B:103:A:H2'	2:B:104:A:O4'	2.18	0.43
2:B:1449:G:O2'	2:B:1450:G:H5'	2.18	0.43
2:B:2235:G:H2'	2:B:2236:U:C6	2.54	0.43
2:B:2813:A:H2'	2:B:2814:A:C8	2.53	0.43
16:P:20:ARG:HG3	16:P:21:PRO:HD2	2.00	0.43
23:W:36:ILE:HG22	23:W:36:ILE:O	2.18	0.43
16:P:62:LYS:CD	16:P:64:SER:HB2	2.48	0.43
6:F:110:ILE:HD12	6:F:112:ASP:C	2.39	0.43
9:I:112:LYS:HB2	9:I:116:MET:SD	2.59	0.43
2:B:1022:G:N2	2:B:1024:G:C2	2.87	0.43
12:L:2:ARG:HE	12:L:2:ARG:HB3	1.45	0.43
21:U:81:ARG:HB2	21:U:96:LYS:CG	2.48	0.43
23:W:46:ALA:O	23:W:80:SER:HA	2.17	0.43
16:P:59:THR:N	16:P:72:VAL:HA	2.30	0.43
2:B:355:U:H2'	2:B:356:G:H8	1.83	0.43
6:F:29:ARG:CB	6:F:29:ARG:HH11	2.31	0.43
16:P:38:ARG:C	16:P:39:LEU:HD12	2.38	0.43
5:E:37:ALA:C	5:E:39:ALA:N	2.72	0.43
2:B:2773:C:H5''	4:D:169:ARG:HB3	1.99	0.43
2:B:2234:G:O2'	2:B:2235:G:H5'	2.17	0.43
9:I:59:THR:O	9:I:59:THR:HG23	2.18	0.43
6:F:109:ARG:O	6:F:109:ARG:HD2	2.18	0.43
2:B:1623:G:O2'	2:B:1624:U:H5'	2.18	0.43
5:E:44:ARG:HE	5:E:87:ALA:HB1	1.83	0.43
10:J:99:ARG:C	10:J:101:ILE:N	2.72	0.43
2:B:2307:G:O6	6:F:40:GLY:CA	2.65	0.43
12:L:125:LEU:H	12:L:143:GLU:HG3	1.83	0.43

*Continued on next page...*

*Continued from previous page...*

Atom-1	Atom-2	Distance(Å)	Clash(Å)
6:F:174:PHE:O	6:F:175:PRO:C	2.57	0.43
7:G:58:ALA:C	7:G:60:GLY:N	2.71	0.43
2:B:2748:A:H1'	7:G:66:THR:CG2	2.48	0.43
2:B:1064:C:H4'	9:I:90:GLY:CA	2.43	0.43
21:U:95:PHE:HB2	21:U:100:GLU:HB3	2.00	0.43
2:B:2637:U:C2'	2:B:2638:G:H5'	2.48	0.43
4:D:34:VAL:O	4:D:34:VAL:HG23	2.18	0.43
7:G:132:LEU:N	7:G:132:LEU:HD23	2.34	0.43
10:J:80:HIS:O	10:J:81:ILE:C	2.56	0.43
2:B:26:G:H2'	2:B:27:G:C1'	2.48	0.43
2:B:726:G:HO2'	2:B:727:A:P	2.40	0.43
2:B:1937:A:N7	2:B:1939:U:H2'	2.34	0.43
2:B:1779:U:C5	2:B:1784:A:N7	2.77	0.43
2:B:2290:G:H2'	2:B:2291:U:C6	2.54	0.43
2:B:1151:A:H2'	2:B:1152:C:H6	1.83	0.43
7:G:79:THR:HG22	7:G:80:GLU:N	2.33	0.43
2:B:599:A:O2'	2:B:600:G:H5'	2.19	0.43
1:A:84:G:O2'	1:A:85:G:H5'	2.19	0.43
2:B:766:U:H2'	2:B:767:U:C6	2.53	0.43
3:C:117:SER:HB3	3:C:128:THR:HB	2.01	0.43
10:J:4:PHE:HB3	17:Q:63:ARG:HH22	1.83	0.43
18:R:28:ALA:HB3	18:R:31:GLU:HG3	2.00	0.43
2:B:1340:U:H5'	20:T:61:LEU:HD22	2.00	0.43
20:T:38:ALA:HB2	20:T:81:LYS:CE	2.48	0.43
7:G:60:GLY:O	7:G:62:ALA:N	2.49	0.43
13:M:17:ASN:CB	13:M:38:ARG:HH22	2.32	0.43
4:D:31:ALA:O	4:D:52:THR:HG23	2.18	0.43
25:Y:56:LEU:C	25:Y:58:ASN:H	2.21	0.43
10:J:81:ILE:HG23	10:J:82:GLY:N	2.23	0.43
5:E:5:LEU:HB2	5:E:10:SER:HB2	1.99	0.43
2:B:144:A:H2'	2:B:145:C:C6	2.54	0.43
24:X:42:GLU:O	24:X:42:GLU:HG2	2.19	0.43
7:G:39:ALA:HB1	7:G:57:TYR:CZ	2.53	0.43
2:B:1241:A:H3'	2:B:1242:U:H6	1.83	0.43
20:T:12:ARG:HB3	20:T:12:ARG:HH11	1.84	0.43
20:T:12:ARG:HH21	25:Y:29:ARG:HE	1.63	0.43
2:B:1825:U:O4'	3:C:251:THR:HG21	2.18	0.43
2:B:1653:G:H3'	14:N:2:ARG:CG	2.48	0.43
2:B:550:C:H2'	2:B:551:G:C8	2.51	0.43
2:B:2489:U:H2'	2:B:2490:G:O4'	2.18	0.43
23:W:69:GLU:HB3	23:W:70:VAL:H	1.55	0.43
2:B:845:A:C2	2:B:847:U:H1'	2.54	0.43

*Continued on next page...*

*Continued from previous page...*

Atom-1	Atom-2	Distance(Å)	Clash(Å)
2:B:2774:C:H2'	2:B:2775:G:O4'	2.18	0.43
19:S:61:ASN:HB3	19:S:62:ASP:H	1.46	0.43
3:C:107:LYS:NZ	3:C:193:GLU:HB2	2.33	0.43
2:B:2405:G:H2'	2:B:2411:A:N6	2.33	0.43
2:B:476:G:H4'	2:B:502:A:N1	2.33	0.43
2:B:902:C:H2'	2:B:903:C:C6	2.52	0.43
2:B:1845:G:O2'	2:B:1846:G:H5'	2.18	0.43
2:B:2400:G:O2'	2:B:2401:U:H5'	2.18	0.43
2:B:1099:G:OP2	9:I:2:LYS:C	2.57	0.43
17:Q:69:ARG:CB	17:Q:69:ARG:HH21	2.30	0.43
16:P:63:ILE:HA	16:P:68:GLY:CA	2.31	0.43
19:S:47:VAL:O	19:S:50:VAL:HB	2.19	0.43
2:B:1059:G:H4'	9:I:116:MET:CE	2.48	0.43
4:D:186:LEU:HD11	16:P:3:ILE:HG13	2.01	0.43
5:E:60:TRP:CH2	5:E:62:GLN:NE2	2.86	0.43
2:B:2104:C:H6	2:B:2104:C:C3'	2.32	0.43
9:I:126:ARG:NH1	9:I:126:ARG:HB3	2.32	0.43
2:B:963:U:O2'	2:B:964:C:H5'	2.19	0.43
14:N:12:ARG:HG2	14:N:16:HIS:CG	2.53	0.43
12:L:118:THR:HA	12:L:119:PRO:HD3	1.92	0.43
2:B:2393:U:O2'	2:B:2394:C:H5'	2.18	0.43
28:1:47:ILE:HD12	28:1:47:ILE:N	2.33	0.43
7:G:28:LYS:NZ	7:G:79:THR:HA	2.33	0.43
2:B:2848:G:H1'	2:B:2868:A:H61	1.83	0.43
2:B:1460:U:H3'	2:B:1461:C:C5'	2.48	0.43
2:B:2853:C:H2'	2:B:2854:G:C8	2.54	0.43
2:B:723:C:H2'	2:B:724:U:C6	2.53	0.43
18:R:20:VAL:HG12	18:R:21:ARG:N	2.34	0.43
18:R:7:SER:CB	18:R:22:LEU:HD13	2.49	0.43
12:L:40:SER:O	12:L:41:ARG:O	2.36	0.43
18:R:62:GLU:O	18:R:96:VAL:HA	2.18	0.43
5:E:45:ALA:C	5:E:46:GLN:HG2	2.39	0.43
23:W:49:ASN:CB	23:W:60:ALA:HA	2.39	0.43
23:W:84:GLU:H	23:W:84:GLU:HG2	1.61	0.43
2:B:1099:G:H4'	9:I:4:VAL:CG1	2.49	0.43
10:J:123:LYS:HB3	10:J:125:TYR:CE2	2.54	0.43
2:B:1398:C:OP1	20:T:59:ASN:ND2	2.51	0.43
8:H:129:GLU:N	8:H:129:GLU:CD	2.71	0.43
8:H:4:ILE:N	8:H:4:ILE:HD12	2.34	0.43
22:V:38:LEU:HD21	22:V:65:VAL:HG21	2.01	0.43
5:E:181:ILE:HD13	12:L:2:ARG:HE	1.83	0.43
2:B:126:A:OP2	29:2:19:ARG:HG3	2.19	0.43

*Continued on next page...*

*Continued from previous page...*

Atom-1	Atom-2	Distance(Å)	Clash(Å)
10:J:58:ASN:CA	10:J:127:GLY:HA2	2.44	0.43
18:R:61:ALA:CB	18:R:98:ILE:HA	2.49	0.43
2:B:2471:A:O2'	2:B:2472:G:C8	2.67	0.43
2:B:1170:C:H2'	2:B:1171:G:C8	2.53	0.43
22:V:79:ARG:HB3	22:V:79:ARG:NH1	2.34	0.43
7:G:88:LEU:O	7:G:88:LEU:HD12	2.19	0.43
2:B:2742:G:O2'	2:B:2743:U:H5'	2.18	0.43
2:B:152:A:O2'	2:B:153:U:H5'	2.18	0.43
13:M:64:TRP:HB2	13:M:104:GLU:CB	2.49	0.43
2:B:1849:G:H2'	2:B:1850:G:H8	1.83	0.43
2:B:2557:G:H2'	2:B:2558:C:H6	1.82	0.43
7:G:104:LEU:HB2	7:G:112:VAL:CG1	2.47	0.43
29:2:24:THR:O	29:2:28:ARG:HB2	2.19	0.43
2:B:2818:U:H4'	2:B:2837:A:O4'	2.18	0.43
5:E:107:SER:O	5:E:111:GLU:HB2	2.18	0.43
30:3:60:CYS:O	30:3:62:PRO:HD3	2.19	0.43
2:B:226:A:H5'	2:B:257:C:O3'	2.18	0.43
26:Z:39:ASP:CG	26:Z:44:ARG:HH11	2.22	0.43
2:B:2333:A:H5'	2:B:2335:A:H1'	2.00	0.43
2:B:1961:C:O2'	2:B:1962:C:H5'	2.18	0.43
2:B:2623:G:O2'	2:B:2624:G:H5'	2.18	0.43
25:Y:23:ARG:HD2	25:Y:27:ASN:OD1	2.18	0.43
10:J:98:GLU:HB3	10:J:124:VAL:CG2	2.47	0.43
11:K:63:ARG:HB2	11:K:82:ALA:CB	2.49	0.43
21:U:47:PRO:HB2	21:U:53:GLN:HB2	2.01	0.43
9:I:72:THR:OG1	9:I:73:PRO:HD2	2.18	0.43
4:D:36:GLN:O	4:D:36:GLN:CG	2.66	0.43
4:D:36:GLN:O	4:D:37:VAL:C	2.56	0.43
2:B:322:A:C2	2:B:340:A:C6	3.06	0.43
2:B:336:C:O2'	2:B:337:C:H5'	2.19	0.43
15:O:62:LEU:HD11	15:O:70:ALA:CB	2.44	0.43
2:B:2049:G:N2	4:D:161:MET:CE	2.81	0.43
5:E:47:LYS:HB3	5:E:51:GLU:HB2	2.01	0.43
22:V:58:SER:O	22:V:73:LYS:HE3	2.19	0.43
2:B:1301:A:O2'	2:B:1302:A:H3'	2.19	0.43
30:3:33:THR:HG23	30:3:34:LYS:N	2.34	0.43
6:F:1:ALA:CA	6:F:4:HIS:HB3	2.48	0.43
3:C:104:LEU:HD12	3:C:104:LEU:HA	1.86	0.43
12:L:23:ILE:H	12:L:23:ILE:HD12	1.84	0.43
8:H:124:THR:OG1	8:H:125:THR:N	2.47	0.43
2:B:2445:G:O2'	2:B:2446:G:H5'	2.19	0.43
1:A:14:U:H5''	1:A:70:C:O2'	2.19	0.43

*Continued on next page...*

*Continued from previous page...*

Atom-1	Atom-2	Distance(Å)	Clash(Å)
2:B:923:G:O2'	2:B:924:G:H5'	2.19	0.43
2:B:1082:U:OP1	9:I:119:ALA:HB3	2.19	0.43
3:C:145:MET:HG3	3:C:152:GLN:NE2	2.34	0.43
18:R:27:ILE:HG22	18:R:28:ALA:H	1.84	0.43
6:F:163:GLU:O	6:F:163:GLU:HG2	2.19	0.43
6:F:91:ARG:N	6:F:91:ARG:CD	2.78	0.43
7:G:67:ALA:O	7:G:71:LEU:N	2.48	0.43
24:X:69:GLU:H	24:X:69:GLU:HG3	1.67	0.43
9:I:128:ILE:HA	9:I:131:THR:HG23	2.00	0.43
9:I:54:ILE:HD11	9:I:71:LYS:N	2.33	0.43
7:G:102:ILE:CD1	7:G:116:LEU:HD11	2.48	0.43
9:I:21:PRO:HB2	9:I:22:PRO:CD	2.42	0.43
2:B:2137:U:O2'	2:B:2138:G:H5'	2.19	0.43
8:H:134:VAL:HG23	8:H:138:VAL:C	2.38	0.43
11:K:9:VAL:HG12	11:K:11:ASP:OD1	2.19	0.43
16:P:103:THR:HG22	16:P:104:GLY:N	2.33	0.43
2:B:2835:A:N6	2:B:2878:U:H2'	2.32	0.43
2:B:69:C:H2'	2:B:70:G:C8	2.53	0.43
2:B:1275:A:O2'	14:N:16:HIS:CE1	2.72	0.43
2:B:1854:A:C2'	2:B:1855:U:H5'	2.47	0.43
2:B:2345:G:H4'	2:B:2346:A:O5'	2.19	0.43
2:B:314:C:O2'	2:B:315:G:H5'	2.19	0.43
8:H:39:ALA:O	8:H:41:LYS:N	2.51	0.43
27:O:52:LYS:HD3	27:O:52:LYS:O	2.19	0.43
2:B:494:G:O2'	2:B:495:G:H5'	2.19	0.43
2:B:1838:C:N4	2:B:1898:U:H2'	2.34	0.43
7:G:171:LYS:CD	7:G:172:GLU:HG2	2.49	0.43
2:B:538:A:H2'	2:B:539:G:O4'	2.19	0.43
2:B:1279:G:OP2	14:N:35:LYS:HD2	2.19	0.43
1:A:18:G:O2'	1:A:19:C:H5'	2.19	0.43
2:B:1292:G:H2'	2:B:1293:C:H6	1.84	0.43
2:B:1669:A:N3	2:B:1669:A:H2'	2.33	0.43
2:B:2819:G:H2'	2:B:2821:A:N7	2.34	0.43
19:S:28:LYS:HB3	19:S:29:VAL:H	1.49	0.43
2:B:1239:G:H2'	2:B:1240:U:O4'	2.19	0.43
2:B:1905:C:O2'	2:B:1929:G:H1'	2.19	0.43
2:B:2408:U:H2'	2:B:2409:G:H8	1.84	0.43
2:B:1099:G:C5	2:B:1100:C:C5	3.07	0.43
3:C:124:LYS:HB3	3:C:127:ASN:HD22	1.82	0.43
2:B:1657:U:H2'	2:B:1658:C:H6	1.84	0.43
21:U:49:PRO:HA	21:U:53:GLN:NE2	2.14	0.43
4:D:12:THR:O	4:D:24:VAL:HG12	2.18	0.43

*Continued on next page...*

*Continued from previous page...*

Atom-1	Atom-2	Distance(Å)	Clash(Å)
2:B:1021:A:H61	2:B:1142:A:H61	1.61	0.43
21:U:73:ASN:OD1	21:U:76:THR:HG23	2.19	0.43
2:B:2899:A:H2'	2:B:2900:A:C8	2.54	0.43
2:B:728:G:H4'	3:C:12:ARG:HG3	2.01	0.43
2:B:664:G:H2'	2:B:665:U:H6	1.84	0.43
2:B:1438:U:O2'	2:B:1439:A:H5'	2.19	0.43
26:Z:23:LEU:HD21	26:Z:53:MET:SD	2.59	0.43
12:L:78:ARG:NH2	12:L:113:ALA:HB1	2.33	0.43
2:B:172:A:O2'	2:B:173:A:H5'	2.19	0.43
21:U:85:ARG:NE	21:U:86:PHE:H	2.17	0.43
19:S:34:ASP:HA	19:S:37:THR:OG1	2.18	0.43
2:B:1403:A:H2'	2:B:1404:C:H6	1.84	0.43
2:B:253:C:OP2	30:3:4:LYS:HD2	2.18	0.43
4:D:69:ALA:C	4:D:71:ALA:N	2.72	0.43
2:B:2645:G:C4'	2:B:2732:G:H2'	2.49	0.43
2:B:2152:G:H2'	2:B:2153:C:H6	1.84	0.43
17:Q:96:ASP:C	17:Q:98:ALA:N	2.73	0.43
2:B:160:A:N6	2:B:167:A:H1'	2.34	0.43
3:C:180:MET:HG2	3:C:268:ARG:HB3	2.01	0.43
2:B:949:G:O2'	2:B:950:G:H5'	2.19	0.43
2:B:2886:A:N7	27:0:39:ARG:NH2	2.67	0.43
2:B:2089:C:O2'	2:B:2090:A:H5'	2.18	0.43
2:B:2630:G:H2'	2:B:2631:G:C8	2.54	0.43
2:B:2893:A:H4'	2:B:2894:G:C5'	2.49	0.43
5:E:117:ARG:HG2	5:E:184:ASP:O	2.19	0.43
2:B:1055:G:H2'	2:B:1056:G:O2'	2.19	0.42
10:J:51:GLY:O	10:J:52:ASP:O	2.36	0.42
20:T:29:THR:HB	20:T:86:THR:HG22	2.01	0.42
2:B:1655:A:H5'	4:D:118:PHE:CB	2.49	0.42
6:F:102:LEU:O	6:F:103:ILE:CG2	2.62	0.42
24:X:32:LEU:HD23	24:X:49:ARG:HH22	1.84	0.42
24:X:69:GLU:C	24:X:71:ARG:H	2.22	0.42
2:B:1058:U:O2'	9:I:116:MET:HA	2.19	0.42
4:D:51:THR:HG22	4:D:76:GLY:HA3	1.99	0.42
10:J:64:VAL:CG1	10:J:65:THR:N	2.82	0.42
19:S:36:LEU:CD2	19:S:36:LEU:H	2.32	0.42
26:Z:16:LEU:HD23	26:Z:19:HIS:CD2	2.53	0.42
2:B:299:A:N6	2:B:322:A:O2'	2.47	0.42
9:I:12:VAL:HG13	9:I:41:PHE:CE2	2.54	0.42
26:Z:7:THR:HG22	26:Z:8:GLN:N	2.34	0.42
2:B:1535:A:H3'	2:B:1536:C:C5	2.54	0.42
2:B:1204:A:N1	2:B:1241:A:C2	2.86	0.42

*Continued on next page...*

*Continued from previous page...*

Atom-1	Atom-2	Distance(Å)	Clash(Å)
19:S:18:ARG:HA	19:S:21:ALA:HB3	2.01	0.42
16:P:47:ILE:HG12	16:P:59:THR:O	2.19	0.42
2:B:2547:A:H4'	11:K:28:HIS:NE2	2.33	0.42
10:J:28:LEU:HD21	10:J:32:LEU:HD11	2.01	0.42
8:H:60:GLU:C	8:H:63:ALA:H	2.22	0.42
1:A:65:U:C2'	1:A:66:A:H5'	2.49	0.42
2:B:213:A:H2'	2:B:214:G:C8	2.54	0.42
19:S:13:SER:O	19:S:14:ALA:HB2	2.18	0.42
2:B:942:G:O2'	2:B:943:A:H5'	2.19	0.42
20:T:7:LEU:HD22	20:T:9:LYS:HE3	2.01	0.42
2:B:1674:G:N2	2:B:1677:A:N1	2.65	0.42
19:S:49:LYS:NZ	19:S:49:LYS:HB3	2.34	0.42
2:B:690:G:H2'	2:B:691:C:O4'	2.19	0.42
2:B:441:U:H2'	2:B:442:G:C8	2.53	0.42
2:B:2655:G:N2	2:B:2664:G:H2'	2.34	0.42
13:M:113:ALA:HA	13:M:116:ALA:HB3	2.01	0.42
11:K:70:ARG:O	11:K:73:GLY:N	2.51	0.42
3:C:183:VAL:HG13	3:C:185:ALA:H	1.84	0.42
6:F:89:THR:OG1	6:F:91:ARG:NH2	2.52	0.42
6:F:62:GLN:NE2	6:F:91:ARG:HE	2.17	0.42
10:J:67:ASN:C	10:J:69:ARG:H	2.23	0.42
2:B:2636:C:H2'	2:B:2637:U:H6	1.84	0.42
21:U:39:ASN:HD22	21:U:63:ALA:C	2.23	0.42
10:J:59:ALA:C	10:J:61:LYS:H	2.21	0.42
2:B:654:A:C3'	2:B:655:A:H5''	2.50	0.42
11:K:111:PHE:O	11:K:113:LYS:N	2.53	0.42
15:O:41:ALA:HB1	15:O:42:PRO:HD2	2.01	0.42
2:B:2720:U:H2'	2:B:2721:A:H8	1.84	0.42
2:B:1418:G:H2'	2:B:1579:A:H62	1.84	0.42
2:B:164:C:C2'	2:B:165:A:H5'	2.48	0.42
12:L:90:VAL:HB	12:L:122:VAL:HA	2.00	0.42
3:C:1:ALA:HB3	3:C:19:VAL:CG2	2.50	0.42
5:E:24:ASN:OD1	5:E:27:LEU:HB2	2.19	0.42
2:B:552:U:O2'	2:B:553:G:H5'	2.19	0.42
2:B:2854:G:O2'	2:B:2855:C:H5'	2.19	0.42
2:B:490:C:OP2	2:B:490:C:H4'	2.19	0.42
2:B:752:A:H62	2:B:2609:U:H3	1.67	0.42
2:B:2240:U:O2'	2:B:2241:A:H5'	2.18	0.42
2:B:1666:G:O2'	2:B:1667:G:H5'	2.19	0.42
25:Y:37:LEU:HD22	25:Y:38:GLN:H	1.84	0.42
3:C:143:VAL:HG12	3:C:144:GLU:N	2.34	0.42
3:C:89:ASN:HD22	3:C:89:ASN:HA	1.52	0.42

*Continued on next page...*



*Continued from previous page...*

Atom-1	Atom-2	Distance(Å)	Clash(Å)
10:J:13:ARG:O	10:J:52:ASP:HA	2.18	0.42
20:T:61:LEU:HG	20:T:82:LYS:HB2	2.01	0.42
24:X:10:ARG:CB	24:X:11:PRO:HD2	2.50	0.42
10:J:64:VAL:O	10:J:65:THR:HG22	2.19	0.42
3:C:69:ASN:O	3:C:70:LYS:C	2.57	0.42
5:E:5:LEU:HD22	5:E:122:GLU:N	2.34	0.42
13:M:72:PRO:HB3	13:M:89:VAL:HG12	2.01	0.42
2:B:1244:A:H4'	5:E:29:HIS:CE1	2.55	0.42
5:E:118:LEU:HD23	5:E:186:VAL:O	2.18	0.42
6:F:136:ILE:HG22	6:F:142:TYR:CD1	2.54	0.42
2:B:1724:G:H2'	2:B:1725:U:C6	2.54	0.42
30:3:19:GLY:O	30:3:20:GLY:C	2.57	0.42
5:E:150:THR:OG1	5:E:151:GLY:N	2.51	0.42
11:K:96:THR:C	11:K:97:ARG:HE	2.23	0.42
19:S:66:ILE:H	19:S:66:ILE:CD1	2.32	0.42
5:E:23:PHE:H	5:E:114:ARG:HH12	1.66	0.42
2:B:751:A:C5'	19:S:90:LYS:HA	2.49	0.42
11:K:50:LYS:HD3	11:K:94:ILE:HD11	2.00	0.42
2:B:2769:U:H2'	2:B:2770:G:H8	1.84	0.42
9:I:68:PHE:N	9:I:68:PHE:CD1	2.88	0.42
25:Y:31:GLN:HG3	25:Y:36:GLN:HB2	2.01	0.42
23:W:18:LYS:CD	23:W:36:ILE:HD11	2.50	0.42
23:W:37:VAL:O	23:W:38:ARG:HG2	2.20	0.42
10:J:43:GLU:O	10:J:45:THR:N	2.53	0.42
12:L:95:LEU:HD11	12:L:125:LEU:HD11	2.02	0.42
4:D:11:MET:H	4:D:25:THR:HA	1.84	0.42
24:X:69:GLU:O	24:X:70:LEU:CB	2.66	0.42
2:B:305:C:O2'	2:B:306:U:H5'	2.19	0.42
21:U:93:ARG:O	21:U:94:PHE:HB3	2.19	0.42
29:2:6:GLN:HA	29:2:7:PRO:HD2	1.93	0.42
5:E:105:LEU:O	5:E:106:LYS:HG3	2.19	0.42
17:Q:17:LEU:HD13	17:Q:30:VAL:O	2.19	0.42
19:S:27:LYS:O	19:S:32:ALA:HB2	2.18	0.42
22:V:1:MET:O	22:V:2:PHE:HB2	2.19	0.42
2:B:670:A:O2'	2:B:671:C:OP2	2.35	0.42
3:C:93:VAL:CG1	3:C:94:LEU:H	2.27	0.42
2:B:1936:A:C2	2:B:1943:U:H5	2.37	0.42
18:R:100:GLY:O	18:R:101:ILE:HB	2.19	0.42
9:I:129:GLU:O	9:I:133:ARG:HG3	2.20	0.42
2:B:1174:U:H1'	2:B:1176:U:C6	2.54	0.42
14:N:28:LEU:O	14:N:32:GLU:N	2.51	0.42
2:B:1383:A:H2	2:B:1405:U:O2	2.03	0.42

*Continued on next page...*



*Continued from previous page...*

Atom-1	Atom-2	Distance(Å)	Clash(Å)
22:V:60:VAL:HA	22:V:73:LYS:NZ	2.34	0.42
2:B:413:C:H2'	2:B:414:C:C6	2.54	0.42
24:X:19:HIS:O	24:X:20:ALA:CB	2.67	0.42
2:B:2215:C:H2'	2:B:2216:G:C8	2.55	0.42
1:A:55:U:H2'	1:A:56:G:C8	2.54	0.42
3:C:196:ASN:O	3:C:197:ALA:HB3	2.19	0.42
29:2:3:ARG:HA	29:2:3:ARG:NE	2.33	0.42
13:M:54:THR:O	13:M:56:ALA:N	2.53	0.42
29:2:37:LYS:HE2	29:2:39:ARG:NH2	2.35	0.42
2:B:1037:G:O2'	2:B:1038:G:H5'	2.20	0.42
31:4:30:GLU:HA	31:4:31:PRO:HD3	1.85	0.42
2:B:48:G:H4'	2:B:52:A:O4'	2.19	0.42
6:F:131:VAL:C	6:F:133:GLU:H	2.22	0.42
2:B:922:C:H1'	23:W:22:VAL:HG21	2.02	0.42
23:W:50:VAL:O	23:W:52:CYS:N	2.53	0.42
2:B:1055:G:H2'	2:B:1056:G:H4'	2.01	0.42
2:B:1085:A:O2'	2:B:1086:A:H5'	2.19	0.42
4:D:90:PHE:C	4:D:92:VAL:H	2.23	0.42
21:U:78:LYS:HG2	21:U:79:ALA:N	2.22	0.42
2:B:1432:G:H2'	2:B:1433:A:C8	2.55	0.42
2:B:704:G:O2'	2:B:727:A:N6	2.53	0.42
2:B:2882:A:H2'	2:B:2883:A:O4'	2.19	0.42
2:B:1287:A:O5'	14:N:103:ARG:HD2	2.20	0.42
4:D:202:ILE:HG22	4:D:203:VAL:H	1.85	0.42
3:C:16:VAL:N	3:C:203:VAL:CG1	2.83	0.42
19:S:9:HIS:O	19:S:11:ARG:HD3	2.20	0.42
6:F:125:GLY:HA3	6:F:157:THR:CG2	2.50	0.42
12:L:57:LEU:HD12	12:L:61:LEU:HD13	2.00	0.42
14:N:24:MET:CE	14:N:44:LEU:HB2	2.50	0.42
2:B:1151:A:H2'	2:B:1152:C:C6	2.55	0.42
13:M:124:LEU:HA	13:M:125:PRO:HD3	1.82	0.42
2:B:38:A:O2'	5:E:43:THR:HA	2.20	0.42
2:B:2817:U:O2'	2:B:2837:A:H1'	2.19	0.42
2:B:565:C:OP2	18:R:79:ARG:HB2	2.20	0.42
2:B:2773:C:H2'	2:B:2774:C:C6	2.54	0.42
2:B:1870:C:H5''	2:B:1871:A:C6	2.55	0.42
2:B:1893:C:O2'	2:B:1894:C:H5'	2.18	0.42
19:S:88:ARG:HB3	19:S:89:ALA:H	1.55	0.42
13:M:56:ALA:H	13:M:58:LYS:H	1.67	0.42
9:I:89:SER:HA	9:I:97:VAL:HG11	2.01	0.42
2:B:1179:G:H2'	2:B:1180:U:C6	2.54	0.42
2:B:2269:G:H4'	23:W:18:LYS:HZ2	1.85	0.42

*Continued on next page...*

*Continued from previous page...*

Atom-1	Atom-2	Distance(Å)	Clash(Å)
10:J:55:ILE:CB	10:J:123:LYS:HB2	2.47	0.42
10:J:47:HIS:ND1	10:J:48:VAL:HG23	2.34	0.42
11:K:63:ARG:H	11:K:82:ALA:HB3	1.85	0.42
2:B:1341:G:N2	2:B:1398:C:H4'	2.35	0.42
14:N:83:LEU:CD1	14:N:83:LEU:H	2.32	0.42
24:X:5:GLN:HG3	24:X:75:GLU:OE1	2.19	0.42
4:D:36:GLN:HE21	4:D:38:LYS:HG2	1.84	0.42
8:H:82:SER:HB3	8:H:90:LEU:CG	2.50	0.42
17:Q:4:LYS:HE2	17:Q:7:VAL:HG13	2.02	0.42
2:B:116:C:H5''	2:B:128:C:H5	1.85	0.42
2:B:2515:C:O2'	2:B:2516:A:H5'	2.19	0.42
15:O:108:ASP:HA	15:O:111:ARG:HB3	2.01	0.42
2:B:727:A:O2'	2:B:728:G:H5'	2.19	0.42
13:M:40:ARG:HB2	13:M:93:VAL:HG22	2.02	0.42
2:B:244:A:H2'	2:B:245:G:O4'	2.19	0.42
25:Y:2:LYS:HD2	25:Y:2:LYS:N	2.32	0.42
12:L:57:LEU:CD2	30:3:53:ASP:HB3	2.49	0.42
2:B:2590:A:H2'	2:B:2591:C:C6	2.54	0.42
27:0:52:LYS:CE	27:0:55:ALA:HA	2.50	0.42
2:B:1014:A:O2'	2:B:1015:U:H5'	2.19	0.42
2:B:2719:G:H4'	2:B:2846:G:O3'	2.20	0.42
2:B:2676:C:O2'	2:B:2677:G:H5'	2.19	0.42
2:B:437:U:H2'	2:B:438:G:C8	2.54	0.42
5:E:138:LEU:HB3	5:E:143:LEU:HB2	2.00	0.42
2:B:2552:U:O2	2:B:2554:U:H5'	2.19	0.42
2:B:2017:U:H4'	27:0:4:GLN:O	2.19	0.42
2:B:1313:U:O2	2:B:1313:U:C2'	2.67	0.42
19:S:1:MET:HA	19:S:1:MET:CE	2.49	0.42
2:B:716:A:H2'	2:B:717:C:O4'	2.20	0.42
2:B:1183:U:H2'	2:B:1184:U:C6	2.54	0.42
1:A:100:G:H2'	1:A:101:A:O4'	2.20	0.42
2:B:2863:C:O2'	2:B:2864:G:H5'	2.19	0.42
2:B:386:G:H4'	2:B:387:U:OP2	2.20	0.42
3:C:63:ILE:HD13	3:C:63:ILE:HA	1.95	0.42
2:B:536:G:H21	10:J:47:HIS:CG	2.38	0.42
24:X:66:VAL:HA	24:X:69:GLU:OE1	2.19	0.42
2:B:1062:G:H2'	2:B:1063:G:H8	1.85	0.42
9:I:57:VAL:HG23	9:I:71:LYS:HZ1	1.83	0.42
7:G:3:VAL:HG23	7:G:4:ALA:N	2.34	0.42
10:J:57:LEU:CD2	10:J:128:ASN:HA	2.49	0.42
5:E:146:VAL:HG12	5:E:147:LEU:N	2.34	0.42
4:D:203:VAL:HG22	4:D:203:VAL:O	2.19	0.42

*Continued on next page...*

*Continued from previous page...*

Atom-1	Atom-2	Distance(Å)	Clash(Å)
12:L:77:ILE:HG22	12:L:78:ARG:N	2.35	0.42
16:P:44:GLY:HA3	16:P:60:VAL:HG11	2.02	0.42
2:B:1372:U:O2'	2:B:2212:A:C8	2.73	0.42
2:B:1317:G:H2'	2:B:1318:U:O4'	2.19	0.42
2:B:1411:U:O2'	2:B:1412:U:H5'	2.20	0.42
2:B:517:C:OP2	27:O:9:ARG:NH2	2.53	0.42
2:B:591:U:H1'	30:3:1:PRO:H3	1.84	0.42
2:B:457:A:N6	2:B:470:A:H5''	2.34	0.42
2:B:167:A:H2'	2:B:168:G:O4'	2.20	0.42
18:R:78:ARG:HH21	18:R:78:ARG:HG3	1.84	0.42
15:O:57:ALA:O	15:O:60:GLU:HB2	2.20	0.42
11:K:41:THR:HG23	11:K:56:VAL:HG22	2.01	0.42
2:B:1764:C:H2'	2:B:1765:U:H6	1.85	0.42
2:B:1807:G:C2'	2:B:1808:A:H5'	2.50	0.42
2:B:2770:G:O5'	2:B:2770:G:H8	2.03	0.42
2:B:2712:C:OP1	2:B:2714:G:H4'	2.20	0.42
2:B:2455:G:H2'	2:B:2456:C:C6	2.55	0.42
16:P:26:GLU:HB3	16:P:84:SER:HB2	2.00	0.42
2:B:1821:A:H2'	2:B:1822:C:C6	2.54	0.42
2:B:740:C:O2'	2:B:741:U:H5'	2.20	0.42
16:P:58:PHE:CE2	16:P:75:THR:HB	2.55	0.42
20:T:31:VAL:HA	20:T:83:ALA:HB3	2.02	0.42
9:I:73:PRO:CG	9:I:78:LEU:HD21	2.48	0.42
4:D:68:PHE:HE2	4:D:75:ALA:O	2.03	0.42
7:G:162:ARG:CG	7:G:166:GLU:HG3	2.50	0.42
2:B:2502:G:H5'	2:B:2503:A:C5'	2.39	0.42
16:P:5:LYS:C	16:P:5:LYS:HD3	2.40	0.42
19:S:95:ARG:O	19:S:96:ILE:O	2.38	0.42
2:B:664:G:O2'	2:B:665:U:H5'	2.20	0.42
6:F:134:GLN:HE21	6:F:134:GLN:HB3	1.69	0.42
2:B:173:A:H2'	2:B:174:U:C6	2.55	0.42
11:K:9:VAL:HG21	11:K:15:ALA:HA	2.00	0.42
31:4:1:MET:CE	31:4:36:ARG:HB2	2.50	0.42
19:S:75:PHE:HB2	19:S:76:VAL:H	1.57	0.42
24:X:19:HIS:C	24:X:21:LEU:H	2.23	0.42
30:3:26:ALA:O	30:3:27:ASN:HB2	2.20	0.42
2:B:1642:G:O2'	2:B:1643:G:H5'	2.20	0.42
18:R:79:ARG:O	18:R:81:LYS:HG2	2.20	0.42
2:B:2480:C:H2'	2:B:2481:G:O4'	2.19	0.42
2:B:1542:U:O2'	2:B:1543:G:H5'	2.20	0.42
2:B:439:A:H2'	2:B:440:C:O4'	2.19	0.42
2:B:1877:A:O2'	2:B:1878:G:H5'	2.20	0.42

*Continued on next page...*

*Continued from previous page...*

Atom-1	Atom-2	Distance(Å)	Clash(Å)
2:B:1878:G:O2'	2:B:1879:C:H5'	2.19	0.42
2:B:1454:C:H5'	14:N:63:ARG:NE	2.35	0.42
2:B:1179:G:H2'	2:B:1180:U:H6	1.85	0.42
2:B:1820:U:H4'	2:B:1821:A:OP2	2.20	0.42
2:B:596:U:H2'	2:B:597:G:C8	2.55	0.42
2:B:1331:G:O2'	2:B:1332:G:H5'	2.19	0.42
3:C:259:ASN:OD1	3:C:261:ARG:HB3	2.20	0.42
23:W:57:THR:O	23:W:59:PHE:N	2.53	0.42
3:C:140:VAL:CG2	3:C:163:ILE:HG12	2.50	0.42
17:Q:71:ASN:HB3	17:Q:72:GLY:H	1.52	0.42
17:Q:87:VAL:O	17:Q:88:GLU:HB3	2.19	0.42
16:P:29:VAL:HA	16:P:79:VAL:O	2.20	0.42
2:B:329:G:C6	21:U:16:LYS:NZ	2.84	0.42
4:D:45:TYR:N	4:D:45:TYR:CD1	2.88	0.42
30:3:21:PHE:O	30:3:22:LYS:O	2.37	0.42
2:B:1434:A:H62	2:B:1558:C:H42	1.68	0.42
2:B:1805:A:N3	3:C:49:THR:HG23	2.34	0.42
18:R:14:VAL:HG22	18:R:15:SER:N	2.34	0.42
4:D:56:LYS:HG3	4:D:59:ARG:H	1.85	0.42
2:B:2394:C:H5''	12:L:63:LYS:HD3	2.02	0.42
2:B:460:A:H4'	20:T:72:GLN:HB2	2.01	0.42
11:K:96:THR:HB	11:K:97:ARG:CZ	2.50	0.42
2:B:453:A:H1'	2:B:457:A:O2'	2.19	0.42
2:B:2298:A:OP1	6:F:70:ARG:HD3	2.20	0.42
6:F:71:LYS:HG2	6:F:73:VAL:CG2	2.50	0.42
3:C:209:ALA:O	3:C:213:ARG:HB2	2.19	0.42
10:J:92:MET:HB3	10:J:100:VAL:HG22	2.02	0.42
2:B:672:C:H2'	2:B:673:C:H6	1.85	0.42
3:C:77:VAL:HA	3:C:92:LEU:O	2.18	0.42
2:B:196:A:H2'	2:B:196:A:N3	2.35	0.42
2:B:1607:C:H4'	2:B:1608:A:O5'	2.20	0.42
2:B:1902:C:H2'	2:B:1903:G:O4'	2.19	0.42
18:R:10:LYS:HZ2	18:R:23:GLU:HG3	1.85	0.42
18:R:37:GLU:O	18:R:39:LEU:HD23	2.20	0.42
6:F:162:ASP:O	6:F:166:ARG:HG3	2.20	0.42
2:B:2756:U:C4	2:B:2759:G:O6	2.73	0.42
9:I:117:THR:O	9:I:118:GLY:C	2.58	0.42
9:I:72:THR:CG2	9:I:112:LYS:HD2	2.50	0.42
21:U:15:GLY:HA3	21:U:16:LYS:NZ	2.35	0.42
4:D:32:ASN:O	4:D:95:SER:HA	2.20	0.42
5:E:176:ASP:HA	5:E:177:PRO:HD3	1.97	0.42
7:G:167:VAL:HG23	7:G:168:VAL:N	2.27	0.42

*Continued on next page...*

*Continued from previous page...*

Atom-1	Atom-2	Distance(Å)	Clash(Å)
19:S:69:LEU:HB3	19:S:107:VAL:CG2	2.50	0.42
2:B:2515:C:OP1	10:J:81:ILE:HD11	2.19	0.42
2:B:1432:G:O2'	2:B:1433:A:H5'	2.20	0.42
2:B:705:A:N6	2:B:726:G:O2'	2.52	0.42
5:E:5:LEU:HG	5:E:12:LEU:HD22	2.02	0.42
5:E:2:GLU:C	5:E:3:LEU:HD22	2.40	0.42
2:B:796:C:O2'	2:B:797:G:H5'	2.19	0.42
8:H:135:HIS:HB3	8:H:138:VAL:HG23	2.01	0.42
2:B:2287:A:O2'	2:B:2288:A:H3'	2.20	0.42
4:D:56:LYS:O	4:D:57:ALA:HB3	2.20	0.42
8:H:68:ARG:HE	8:H:108:VAL:HG13	1.84	0.42
4:D:163:GLY:O	4:D:164:GLN:C	2.58	0.42
2:B:2784:U:H2'	2:B:2785:C:C6	2.55	0.42
2:B:729:G:H4'	2:B:763:G:C5'	2.50	0.42
2:B:213:A:O2'	2:B:214:G:H5'	2.19	0.42
2:B:903:C:H2'	2:B:904:G:C8	2.54	0.42
2:B:1293:C:H2'	2:B:1294:U:H6	1.84	0.42
2:B:1571:A:H2'	2:B:1572:A:H8	1.85	0.42
2:B:2446:G:H2'	2:B:2447:G:H5''	2.00	0.42
2:B:1665:A:O2'	2:B:1666:G:H5'	2.19	0.42
21:U:8:ASP:O	21:U:23:LYS:HA	2.19	0.42
6:F:19:PHE:O	6:F:20:ASN:C	2.58	0.42
2:B:1754:A:H2'	2:B:1755:A:C8	2.55	0.42
2:B:737:C:H2'	2:B:738:G:O4'	2.20	0.42
23:W:37:VAL:HB	23:W:38:ARG:HD3	2.02	0.41
25:Y:23:ARG:O	25:Y:25:GLN:N	2.53	0.41
17:Q:104:ALA:HB1	18:R:46:GLU:CD	2.40	0.41
17:Q:60:TRP:C	17:Q:64:ILE:HG12	2.40	0.41
17:Q:65:ASN:CG	17:Q:69:ARG:HH22	2.23	0.41
18:R:23:GLU:O	18:R:25:LEU:HD12	2.20	0.41
14:N:82:GLU:HB3	14:N:83:LEU:H	1.64	0.41
2:B:1654:A:O2'	4:D:118:PHE:CB	2.52	0.41
6:F:40:GLY:O	6:F:42:ALA:N	2.53	0.41
1:A:43:C:C2'	1:A:44:G:H5''	2.50	0.41
6:F:169:LEU:HG	6:F:174:PHE:CD1	2.54	0.41
31:4:7:VAL:O	31:4:8:LYS:O	2.38	0.41
2:B:2680:U:P	4:D:114:LYS:HB3	2.59	0.41
4:D:116:LYS:HA	14:N:1:MET:HE3	2.02	0.41
16:P:74:GLN:HA	16:P:74:GLN:OE1	2.18	0.41
6:F:87:LYS:O	6:F:88:VAL:HB	2.20	0.41
9:I:131:THR:O	9:I:135:MET:HG3	2.20	0.41
2:B:1022:G:N2	2:B:1024:G:N2	2.68	0.41

*Continued on next page...*

*Continued from previous page...*

Atom-1	Atom-2	Distance(Å)	Clash(Å)
2:B:2638:G:H1'	2:B:2778:A:N6	2.34	0.41
8:H:82:SER:HB3	8:H:83:LYS:H	1.72	0.41
6:F:176:PHE:HB3	6:F:177:ARG:H	1.67	0.41
2:B:1130:U:HO2'	2:B:1131:G:H8	1.65	0.41
2:B:2517:C:C2	2:B:2542:A:N6	2.88	0.41
4:D:133:THR:HG23	4:D:134:HIS:CD2	2.55	0.41
12:L:19:LEU:O	12:L:21:ARG:HG2	2.20	0.41
2:B:1017:G:H2'	2:B:1018:U:C6	2.55	0.41
2:B:1745:A:H2'	2:B:1746:A:C8	2.55	0.41
21:U:84:PHE:O	21:U:85:ARG:HB2	2.20	0.41
2:B:1682:G:H2'	2:B:1683:U:C6	2.55	0.41
2:B:1684:G:H2'	2:B:1685:C:H6	1.84	0.41
14:N:118:ARG:HE	14:N:118:ARG:HB3	1.75	0.41
2:B:2593:U:O2'	2:B:2594:C:H5'	2.20	0.41
21:U:21:ARG:HG3	21:U:21:ARG:HH11	1.85	0.41
2:B:2604:U:O2'	2:B:2605:U:H5'	2.20	0.41
2:B:1870:C:H5"	2:B:1871:A:C5	2.55	0.41
19:S:88:ARG:HH21	19:S:88:ARG:HG3	1.84	0.41
2:B:191:A:H2'	2:B:192:C:H6	1.85	0.41
2:B:2849:U:OP1	16:P:92:ARG:NH1	2.53	0.41
5:E:134:LEU:HA	5:E:137:LYS:CB	2.49	0.41
2:B:2623:G:H2'	2:B:2624:G:H8	1.85	0.41
2:B:2241:A:H2'	2:B:2242:G:C8	2.55	0.41
2:B:201:C:OP1	24:X:17:ARG:NH1	2.51	0.41
24:X:17:ARG:HE	24:X:23:ALA:HB2	1.84	0.41
2:B:1326:U:H2'	2:B:1327:A:H8	1.85	0.41
2:B:1818:U:C4	3:C:152:GLN:HB3	2.55	0.41
10:J:99:ARG:HH11	10:J:99:ARG:HG2	1.84	0.41
8:H:77:THR:CG2	8:H:143:ILE:HB	2.50	0.41
2:B:2332:C:H5'	23:W:40:ARG:CD	2.51	0.41
6:F:11:VAL:HG22	6:F:171:ALA:HB1	2.02	0.41
5:E:181:ILE:CD1	12:L:2:ARG:HB3	2.49	0.41
2:B:18:U:O2'	2:B:19:A:H5'	2.20	0.41
28:1:34:GLU:O	28:1:35:LEU:HB3	2.21	0.41
15:O:75:GLY:O	15:O:78:VAL:HB	2.20	0.41
4:D:187:LEU:CD2	4:D:203:VAL:HG21	2.51	0.41
4:D:107:VAL:N	4:D:206:ALA:H	2.17	0.41
26:Z:23:LEU:HD22	26:Z:50:VAL:HG11	2.02	0.41
2:B:76:C:OP1	25:Y:48:ARG:HD3	2.20	0.41
2:B:1174:U:O2'	2:B:1176:U:O4'	2.37	0.41
3:C:173:LEU:HD23	3:C:175:LEU:HD21	2.01	0.41
3:C:255:LYS:C	3:C:256:THR:HG23	2.40	0.41

*Continued on next page...*

*Continued from previous page...*

Atom-1	Atom-2	Distance(Å)	Clash(Å)
2:B:1791:A:C2	2:B:1829:A:H4'	2.55	0.41
2:B:279:A:H61	2:B:361:G:H1'	1.86	0.41
8:H:3:VAL:HA	8:H:39:ALA:N	2.34	0.41
12:L:65:GLY:O	12:L:66:PHE:CB	2.68	0.41
28:1:36:LYS:HA	28:1:46:VAL:O	2.20	0.41
26:Z:28:LEU:HA	26:Z:33:HIS:CD2	2.52	0.41
2:B:807:U:OP2	12:L:36:LYS:HG2	2.20	0.41
6:F:43:ILE:HG23	6:F:44:ALA:N	2.35	0.41
2:B:2485:G:O2'	2:B:2486:C:H5'	2.20	0.41
15:O:25:ARG:HE	15:O:27:VAL:CG2	2.33	0.41
2:B:713:G:H21	2:B:718:A:H2	1.66	0.41
10:J:130:HIS:CD2	10:J:132:HIS:HB2	2.55	0.41
2:B:1869:G:N2	2:B:1872:A:OP2	2.54	0.41
2:B:560:C:H3'	2:B:561:G:C8	2.55	0.41
2:B:2417:C:O2'	2:B:2418:A:H5'	2.20	0.41
2:B:902:C:H2'	2:B:903:C:H6	1.85	0.41
2:B:1713:A:H8	2:B:1713:A:OP1	2.03	0.41
3:C:18:VAL:HG13	3:C:18:VAL:O	2.20	0.41
2:B:921:C:H2'	2:B:922:C:C6	2.55	0.41
2:B:1101:U:C2'	2:B:1102:C:H5'	2.49	0.41
20:T:32:LEU:H	20:T:83:ALA:CB	2.29	0.41
9:I:54:ILE:HG23	9:I:54:ILE:O	2.20	0.41
19:S:71:VAL:HA	19:S:107:VAL:HA	2.02	0.41
7:G:8:VAL:HG22	7:G:68:ARG:HD2	2.02	0.41
21:U:41:VAL:CG1	21:U:62:ALA:HB2	2.47	0.41
2:B:513:A:O2'	2:B:514:A:H5'	2.19	0.41
15:O:10:ARG:HG2	15:O:10:ARG:O	2.19	0.41
4:D:159:LYS:O	4:D:161:MET:HG2	2.21	0.41
2:B:1442:U:H2'	2:B:1443:U:C6	2.54	0.41
6:F:143:ASP:OD1	6:F:144:LYS:HG3	2.20	0.41
11:K:109:GLU:O	11:K:111:PHE:N	2.53	0.41
12:L:128:THR:C	12:L:130:GLY:H	2.23	0.41
5:E:49:ARG:HH11	5:E:72:SER:HB2	1.80	0.41
15:O:41:ALA:HB1	15:O:42:PRO:CD	2.50	0.41
12:L:79:LEU:CG	12:L:112:LEU:HA	2.49	0.41
2:B:67:U:H2'	2:B:68:G:C8	2.54	0.41
2:B:2592:G:O2'	2:B:2593:U:H5'	2.20	0.41
5:E:95:LYS:HZ2	5:E:97:ASN:HD22	1.67	0.41
2:B:829:A:N7	2:B:2247:A:O2'	2.50	0.41
2:B:946:C:H2'	2:B:947:A:H8	1.84	0.41
2:B:2215:C:H2'	2:B:2216:G:H8	1.84	0.41
2:B:1999:C:O2'	2:B:2000:C:H5'	2.20	0.41

*Continued on next page...*



*Continued from previous page...*

Atom-1	Atom-2	Distance(Å)	Clash(Å)
2:B:1147:A:H2'	2:B:1148:U:H6	1.85	0.41
2:B:596:U:H2'	2:B:597:G:H8	1.86	0.41
2:B:1311:G:H21	2:B:1603:A:H62	1.68	0.41
2:B:1107:G:O2'	2:B:1108:U:H5'	2.21	0.41
30:3:36:ALA:HB3	30:3:39:ARG:HB2	2.02	0.41
2:B:1158:C:O2'	2:B:1159:U:H5'	2.21	0.41
2:B:2343:U:O3'	2:B:2373:G:H4'	2.20	0.41
19:S:72:THR:C	19:S:73:LYS:HD2	2.40	0.41
2:B:1056:G:C3'	2:B:1057:A:H5'	2.51	0.41
18:R:28:ALA:O	18:R:63:VAL:HG21	2.20	0.41
2:B:1060:U:C1'	2:B:1062:G:H5'	2.50	0.41
9:I:11:GLN:NE2	9:I:74:PRO:HG3	2.35	0.41
19:S:33:LEU:HA	19:S:36:LEU:HD23	2.01	0.41
3:C:73:ILE:N	3:C:73:ILE:HD13	2.36	0.41
7:G:8:VAL:HB	7:G:49:LEU:HB3	2.02	0.41
2:B:2015:A:N3	27:0:2:VAL:HG12	2.35	0.41
12:L:30:THR:OG1	12:L:30:THR:O	2.34	0.41
2:B:1795:C:H2'	2:B:1796:U:H6	1.84	0.41
21:U:86:PHE:HE1	21:U:88:ASP:HB3	1.85	0.41
8:H:3:VAL:HA	8:H:37:VAL:O	2.20	0.41
2:B:2151:U:H2'	2:B:2152:G:H8	1.85	0.41
2:B:522:A:H2'	2:B:523:C:H6	1.85	0.41
2:B:1414:C:H2'	2:B:1415:U:H6	1.85	0.41
2:B:1464:G:H2'	2:B:1465:G:H8	1.84	0.41
2:B:1199:U:H2'	2:B:1200:C:C6	2.56	0.41
9:I:91:LYS:N	9:I:91:LYS:HD2	2.35	0.41
2:B:2617:U:C4	2:B:2618:G:N7	2.88	0.41
2:B:10:A:H8	2:B:11:C:C6	2.39	0.41
28:1:20:TYR:CD2	28:1:37:LYS:HD3	2.56	0.41
15:O:9:ARG:HA	15:O:12:THR:OG1	2.20	0.41
23:W:18:LYS:HG3	23:W:19:ARG:H	1.84	0.41
16:P:50:ARG:HG2	16:P:57:ALA:O	2.20	0.41
3:C:116:GLN:HG2	3:C:117:SER:N	2.36	0.41
3:C:86:ARG:CD	3:C:90:ILE:HD11	2.51	0.41
2:B:996:A:H4'	17:Q:91:ARG:NH1	2.35	0.41
2:B:536:G:H21	10:J:47:HIS:CB	2.33	0.41
11:K:63:ARG:HG2	11:K:78:PHE:CE2	2.56	0.41
2:B:1655:A:H3'	2:B:1656:C:C6	2.55	0.41
4:D:118:PHE:O	4:D:119:ALA:CB	2.68	0.41
8:H:82:SER:CB	8:H:90:LEU:HD21	2.51	0.41
13:M:127:LYS:N	13:M:127:LYS:HD3	2.20	0.41
7:G:163:TYR:N	7:G:163:TYR:CD2	2.88	0.41

*Continued on next page...*



*Continued from previous page...*

Atom-1	Atom-2	Distance(Å)	Clash(Å)
2:B:547:A:H5'	2:B:548:G:H21	1.80	0.41
2:B:2901:C:O2'	2:B:2902:C:H5'	2.21	0.41
3:C:6:LYS:O	3:C:8:THR:N	2.44	0.41
2:B:142:A:H2'	2:B:143:C:H6	1.83	0.41
5:E:187:VAL:O	5:E:188:MET:HB3	2.20	0.41
1:A:106:G:H2'	1:A:107:G:O4'	2.20	0.41
7:G:148:ARG:HA	7:G:161:VAL:CB	2.47	0.41
14:N:16:HIS:C	14:N:18:GLN:H	2.22	0.41
2:B:1789:A:H2'	2:B:1790:C:C6	2.56	0.41
2:B:2284:A:O2'	2:B:2285:C:H5'	2.20	0.41
17:Q:79:ILE:O	17:Q:79:ILE:HD13	2.20	0.41
17:Q:73:ILE:HG23	17:Q:74:SER:O	2.20	0.41
2:B:572:A:H5'	2:B:573:U:OP2	2.20	0.41
2:B:948:C:O2'	2:B:949:G:H5'	2.20	0.41
2:B:835:C:O2'	2:B:836:G:H5'	2.20	0.41
2:B:672:C:O2'	2:B:673:C:H5'	2.20	0.41
5:E:155:GLU:HA	5:E:158:PHE:HB3	2.01	0.41
4:D:62:LYS:HD2	4:D:62:LYS:HA	1.78	0.41
2:B:2864:G:H2'	2:B:2865:U:O4'	2.21	0.41
3:C:259:ASN:C	3:C:261:ARG:H	2.24	0.41
9:I:53:PRO:CG	9:I:77:VAL:HG11	2.49	0.41
17:Q:45:ALA:O	17:Q:49:ARG:HB2	2.20	0.41
2:B:2838:G:H2'	2:B:2839:G:H8	1.85	0.41
2:B:2379:G:H2'	2:B:2380:C:C6	2.56	0.41
25:Y:17:GLU:HB3	25:Y:53:VAL:CG1	2.47	0.41
2:B:2:G:H2'	2:B:3:U:O4'	2.21	0.41
2:B:8:C:O2'	2:B:9:G:H5'	2.20	0.41
10:J:72:LYS:HD3	10:J:73:VAL:HG22	2.03	0.41
31:4:2:LYS:O	31:4:35:GLN:HA	2.21	0.41
2:B:2264:C:H41	23:W:11:ASN:ND2	2.19	0.41
4:D:74:GLU:O	4:D:75:ALA:C	2.58	0.41
7:G:115:GLN:CG	7:G:116:LEU:N	2.84	0.41
5:E:61:ARG:HD2	5:E:61:ARG:HA	1.77	0.41
11:K:12:ASN:O	11:K:13:SER:HB3	2.20	0.41
2:B:803:U:O2'	2:B:804:A:H5'	2.20	0.41
2:B:638:G:H2'	2:B:639:U:O4'	2.21	0.41
8:H:135:HIS:CG	8:H:136:SER:H	2.38	0.41
16:P:102:ARG:HD2	16:P:106:ALA:O	2.20	0.41
2:B:156:A:H2'	2:B:157:C:O4'	2.21	0.41
2:B:181:A:H2'	2:B:182:A:H8	1.79	0.41
2:B:1829:A:H3'	2:B:1830:C:C6	2.55	0.41
2:B:1494:A:H2	2:B:1579:A:O4'	2.03	0.41

*Continued on next page...*

*Continued from previous page...*

Atom-1	Atom-2	Distance(Å)	Clash(Å)
12:L:131:ALA:O	12:L:135:ILE:HG22	2.21	0.41
2:B:2784:U:H2'	2:B:2785:C:H6	1.86	0.41
13:M:47:GLU:HB3	13:M:51:ARG:NH2	2.36	0.41
7:G:144:ALA:HA	7:G:147:LEU:HD12	2.03	0.41
2:B:2845:U:H5''	16:P:51:ASN:O	2.21	0.41
2:B:1869:G:H1'	2:B:1872:A:H61	1.85	0.41
5:E:119:ILE:HD11	5:E:185:LYS:HB3	2.03	0.41
2:B:1362:C:H5'	2:B:2215:C:H4'	2.02	0.41
20:T:66:LYS:H	20:T:66:LYS:HG2	1.56	0.41
2:B:1998:A:OP2	4:D:141:ARG:NH2	2.53	0.41
2:B:2352:A:H2'	2:B:2353:G:H5'	2.01	0.41
25:Y:17:GLU:HA	25:Y:20:ASN:OD1	2.20	0.41
16:P:13:LYS:CD	16:P:76:HIS:HA	2.51	0.41
17:Q:89:ILE:HD13	17:Q:89:ILE:N	2.36	0.41
18:R:31:GLU:H	18:R:63:VAL:HG22	1.84	0.41
2:B:2311:A:H1'	6:F:78:ILE:CD1	2.32	0.41
8:H:127:GLU:HA	8:H:144:VAL:O	2.21	0.41
8:H:113:SER:O	8:H:114:GLU:HG3	2.20	0.41
5:E:161:ALA:HA	5:E:164:LEU:HD12	2.02	0.41
3:C:93:VAL:HG12	3:C:101:ARG:C	2.40	0.41
2:B:549:G:H2'	10:J:2:LYS:HE3	2.03	0.41
24:X:29:LEU:H	24:X:29:LEU:CD2	2.26	0.41
15:O:75:GLY:HA3	15:O:106:LEU:O	2.20	0.41
6:F:137:PHE:O	6:F:139:GLU:N	2.54	0.41
6:F:149:ARG:HD3	6:F:149:ARG:HA	1.83	0.41
4:D:108:ASP:OD2	4:D:206:ALA:HA	2.21	0.41
30:3:50:SER:O	30:3:52:GLY:N	2.53	0.41
2:B:1322:A:C5	2:B:1323:C:C5	3.09	0.41
6:F:124:ARG:HB3	6:F:126:ASN:HD21	1.86	0.41
2:B:2250:G:H8	2:B:2250:G:O5'	2.02	0.41
4:D:40:LEU:CD2	4:D:44:GLY:HA2	2.48	0.41
2:B:1498:C:O4'	2:B:1577:C:H4'	2.20	0.41
1:A:57:A:C5	6:F:25:MET:HG2	2.56	0.41
2:B:1488:C:C2'	2:B:1489:C:H5'	2.50	0.41
5:E:17:THR:O	5:E:21:ARG:HB2	2.21	0.41
2:B:520:G:H2'	2:B:521:U:H6	1.85	0.41
1:A:64:G:H2'	1:A:65:U:H6	1.82	0.41
2:B:1401:G:H2'	2:B:1402:U:O4'	2.20	0.41
7:G:36:LEU:HD22	7:G:36:LEU:N	2.35	0.41
2:B:457:A:H61	2:B:470:A:H3'	1.85	0.41
2:B:718:A:H2'	2:B:719:C:H5'	2.02	0.41
2:B:1268:A:H5'	34:B:3084:HOH:O	2.21	0.41

*Continued on next page...*

*Continued from previous page...*

Atom-1	Atom-2	Distance(Å)	Clash(Å)
2:B:1872:A:H8	2:B:1872:A:O5'	2.04	0.41
2:B:941:A:H2'	2:B:942:G:C8	2.56	0.41
2:B:437:U:H2'	2:B:438:G:H8	1.85	0.41
3:C:165:ALA:HB3	3:C:172:THR:CG2	2.51	0.41
22:V:9:ARG:NH2	22:V:12:GLN:HA	2.34	0.41
2:B:859:G:HO2'	2:B:916:G:H1	1.69	0.41
2:B:1313:U:O2	2:B:1313:U:H2'	2.20	0.41
13:M:10:ARG:HG3	13:M:10:ARG:HH21	1.86	0.41
14:N:59:SER:OG	14:N:60:VAL:N	2.53	0.41
2:B:7:G:H2'	2:B:8:C:C6	2.55	0.41
10:J:13:ARG:O	10:J:14:ASP:CB	2.69	0.41
10:J:53:TYR:CE1	10:J:121:LYS:HG2	2.56	0.41
11:K:62:VAL:CG1	11:K:102:VAL:HG12	2.50	0.41
2:B:1655:A:C4'	4:D:118:PHE:HB2	2.51	0.41
21:U:50:ALA:C	21:U:51:LEU:O	2.58	0.41
8:H:14:SER:C	8:H:16:GLY:N	2.72	0.41
17:Q:9:ALA:O	17:Q:12:ARG:HG2	2.21	0.41
2:B:1564:C:O5'	2:B:1564:C:H6	2.04	0.41
9:I:45:THR:O	9:I:48:ILE:HG22	2.20	0.41
2:B:1286:A:H1'	2:B:1288:G:OP2	2.20	0.41
21:U:81:ARG:HD3	21:U:96:LYS:NZ	2.36	0.41
4:D:168:GLU:O	4:D:170:VAL:HG22	2.20	0.41
16:P:102:ARG:O	16:P:103:THR:HB	2.21	0.41
16:P:95:LYS:HB3	16:P:97:TYR:CE1	2.55	0.41
25:Y:48:ARG:CB	25:Y:48:ARG:HH11	2.32	0.41
3:C:244:VAL:HB	3:C:248:GLY:HA2	2.03	0.41
2:B:518:G:H4'	19:S:18:ARG:CZ	2.50	0.41
14:N:62:ASN:ND2	14:N:62:ASN:N	2.66	0.41
2:B:1847:A:H2	2:B:1847:A:OP2	2.03	0.41
14:N:24:MET:HE3	14:N:44:LEU:HB2	2.03	0.41
2:B:878:A:H1'	2:B:899:A:N6	2.35	0.41
2:B:2729:G:O2'	2:B:2730:C:H5'	2.21	0.41
9:I:99:LYS:HB2	9:I:140:GLU:OE1	2.21	0.41
4:D:101:PHE:HA	4:D:104:VAL:CG2	2.50	0.41
5:E:14:VAL:HG23	5:E:15:SER:N	2.36	0.41
2:B:909:A:H2'	2:B:912:C:C5	2.55	0.41
20:T:92:ASN:HB3	20:T:93:LEU:HD22	2.02	0.41
2:B:189:G:H2'	2:B:205:G:N2	2.35	0.41
2:B:1874:C:H2'	2:B:1875:G:O4'	2.20	0.41
2:B:1604:C:H2'	2:B:1605:C:C6	2.55	0.41
2:B:745:G:H5'	2:B:746:U:OP2	2.20	0.41
2:B:2267:A:OP2	2:B:2268:A:H5''	2.21	0.41

*Continued on next page...*

*Continued from previous page...*

Atom-1	Atom-2	Distance(Å)	Clash(Å)
25:Y:23:ARG:HH11	25:Y:23:ARG:HG2	1.86	0.41
25:Y:39:GLN:O	25:Y:42:LEU:HB3	2.21	0.41
25:Y:25:GLN:HB3	25:Y:25:GLN:HE21	1.61	0.41
3:C:152:GLN:HA	3:C:155:ARG:HD2	2.02	0.41
10:J:97:PRO:O	10:J:99:ARG:N	2.54	0.41
17:Q:104:ALA:C	17:Q:106:THR:H	2.24	0.41
2:B:1397:U:H5''	2:B:1398:C:H5	1.86	0.41
20:T:42:GLU:O	20:T:46:ALA:HB2	2.21	0.41
4:D:119:ALA:CB	4:D:165:MET:HB2	2.51	0.41
8:H:31:VAL:HG12	8:H:32:PRO:HD2	2.02	0.41
22:V:44:HIS:O	22:V:45:ASP:C	2.58	0.41
6:F:33:ILE:H	6:F:90:LEU:HB2	1.85	0.41
4:D:179:ARG:HG3	4:D:188:LEU:HD12	2.03	0.41
6:F:36:ASN:O	6:F:86:CYS:O	2.39	0.41
6:F:87:LYS:CG	6:F:88:VAL:H	2.33	0.41
2:B:2330:G:C2'	2:B:2331:G:H5'	2.51	0.41
9:I:108:ILE:CG2	9:I:128:ILE:HD13	2.51	0.41
4:D:74:GLU:OE1	4:D:74:GLU:HA	2.20	0.41
21:U:73:ASN:O	21:U:75:ALA:N	2.47	0.41
4:D:90:PHE:O	4:D:92:VAL:N	2.54	0.41
6:F:11:VAL:HG13	6:F:171:ALA:CB	2.51	0.41
10:J:82:GLY:O	10:J:84:ILE:N	2.54	0.41
8:H:6:LEU:O	8:H:7:ASP:HB2	2.21	0.41
2:B:1266:G:OP2	27:O:16:ARG:NE	2.53	0.41
2:B:1430:G:O2'	2:B:1431:A:H5'	2.21	0.41
5:E:122:GLU:O	5:E:123:LYS:HB2	2.21	0.41
2:B:1714:U:H3'	2:B:1715:G:C5'	2.43	0.41
20:T:69:ARG:HA	20:T:69:ARG:HD2	1.84	0.41
8:H:48:GLU:OE2	8:H:52:ALA:HB2	2.21	0.41
2:B:1017:G:O2'	2:B:1018:U:H5'	2.21	0.41
26:Z:8:GLN:HG2	26:Z:10:ARG:O	2.20	0.41
21:U:3:LYS:HB3	21:U:82:VAL:HG21	2.02	0.41
21:U:85:ARG:NH1	21:U:86:PHE:H	2.19	0.41
2:B:2526:G:N3	31:4:1:MET:N	2.69	0.41
19:S:76:VAL:HA	19:S:102:HIS:O	2.20	0.41
22:V:42:LEU:HB2	22:V:47:VAL:HG21	2.03	0.41
23:W:28:GLU:H	23:W:31:LEU:CD1	2.34	0.41
2:B:2197:U:O2'	2:B:2198:A:H2'	2.20	0.41
13:M:76:LYS:HA	13:M:77:PRO:HD3	1.97	0.41
6:F:23:SER:C	6:F:25:MET:N	2.73	0.41
6:F:25:MET:C	6:F:27:VAL:N	2.72	0.41
2:B:2785:C:H2'	2:B:2786:U:H6	1.85	0.41

*Continued on next page...*

*Continued from previous page...*

Atom-1	Atom-2	Distance(Å)	Clash(Å)
13:M:51:ARG:HH11	13:M:51:ARG:HG2	1.86	0.41
13:M:42:THR:C	13:M:44:ARG:N	2.72	0.41
2:B:813:U:H2'	2:B:814:C:H6	1.83	0.41
27:0:33:SER:CB	27:0:35:GLU:HG2	2.51	0.41
8:H:1:MET:HB2	8:H:23:ALA:HB2	2.03	0.41
5:E:22:ASP:HA	5:E:114:ARG:NH2	2.35	0.41
2:B:822:G:O6	2:B:943:A:H2	2.04	0.41
1:A:35:C:O2	1:A:35:C:O4'	2.38	0.41
2:B:259:G:H2'	2:B:260:G:C8	2.56	0.41
2:B:1667:G:OP1	11:K:5:THR:HA	2.21	0.41
9:I:56:VAL:CG2	9:I:68:PHE:HB2	2.51	0.41
2:B:497:A:H2'	2:B:498:G:C8	2.55	0.41
16:P:86:LYS:HB3	16:P:87:ARG:H	1.57	0.41
2:B:1076:C:H2'	2:B:1077:A:H8	1.85	0.41
7:G:46:ASP:HB3	7:G:47:ASN:H	1.67	0.41
15:O:31:THR:HG23	15:O:34:HIS:O	2.20	0.41
2:B:1511:G:H2'	2:B:1512:C:H6	1.86	0.41
2:B:1068:G:C6	2:B:1069:A:N6	2.89	0.41
2:B:1458:U:O3'	2:B:1459:G:H4'	2.20	0.41
2:B:1100:C:C4	2:B:1101:U:C5	3.08	0.41
6:F:170:ALA:C	6:F:172:PHE:N	2.74	0.41
31:4:2:LYS:CD	31:4:4:ARG:HH21	2.34	0.41
15:O:105:ALA:O	15:O:107:ALA:N	2.54	0.41
5:E:169:VAL:C	5:E:170:ARG:HD2	2.41	0.41
2:B:834:G:H4'	30:3:52:GLY:O	2.21	0.41
8:H:136:SER:HB2	8:H:137:GLU:OE1	2.21	0.41
2:B:2684:U:H4'	11:K:75:VAL:CG2	2.51	0.41
2:B:2869:G:H2'	2:B:2870:C:H6	1.84	0.41
2:B:326:G:O2'	2:B:327:G:H5'	2.21	0.41
2:B:1957:C:H2'	2:B:1958:C:C6	2.56	0.41
2:B:2639:A:N6	2:B:2775:G:O2'	2.50	0.41
9:I:63:ASP:OD1	9:I:63:ASP:O	2.39	0.41
2:B:1601:G:OP2	20:T:62:VAL:HB	2.21	0.41
2:B:107:G:O2'	2:B:108:G:H5'	2.20	0.41
2:B:2010:G:H2'	2:B:2011:U:C6	2.56	0.41
2:B:767:U:O2'	2:B:768:G:H5'	2.21	0.41
15:O:14:ALA:O	15:O:18:LEU:HD13	2.21	0.41
2:B:473:G:O2'	2:B:474:G:H5'	2.21	0.41
2:B:851:C:O4'	26:Z:46:MET:HG2	2.21	0.40
25:Y:45:GLN:O	25:Y:46:VAL:HB	2.20	0.40
2:B:996:A:H4'	17:Q:91:ARG:CG	2.43	0.40
2:B:8:C:H5"	10:J:53:TYR:OH	2.21	0.40

*Continued on next page...*

*Continued from previous page...*

Atom-1	Atom-2	Distance(Å)	Clash(Å)
17:Q:57:ARG:HG2	17:Q:57:ARG:NH1	2.34	0.40
17:Q:91:ARG:CD	18:R:11:GLN:HB2	2.51	0.40
20:T:10:VAL:HG21	20:T:42:GLU:HG3	2.03	0.40
20:T:34:VAL:HG21	20:T:43:ILE:HD11	2.02	0.40
2:B:2306:C:H42	6:F:38:GLY:HA3	1.87	0.40
2:B:2262:U:H4'	2:B:2328:A:C2	2.56	0.40
2:B:2515:C:P	10:J:81:ILE:HD11	2.61	0.40
2:B:587:C:C6	2:B:671:C:H1'	2.57	0.40
6:F:136:ILE:HG23	6:F:142:TYR:HB2	2.03	0.40
12:L:39:LYS:HD2	12:L:39:LYS:HA	1.76	0.40
3:C:20:ASN:CB	3:C:23:LEU:HD13	2.49	0.40
2:B:1241:A:H2'	2:B:1242:U:C5'	2.50	0.40
2:B:1241:A:H3'	2:B:1242:U:C6	2.56	0.40
7:G:145:ALA:HB1	7:G:148:ARG:HH21	1.86	0.40
13:M:32:GLY:CA	13:M:104:GLU:HA	2.49	0.40
2:B:2093:G:H1'	2:B:2198:A:C2	2.56	0.40
2:B:2590:A:H2'	2:B:2591:C:H6	1.86	0.40
2:B:2461:A:H1'	2:B:2492:U:C2	2.56	0.40
2:B:2432:A:N1	24:X:20:ALA:HA	2.36	0.40
19:S:72:THR:O	19:S:73:LYS:HD2	2.22	0.40
2:B:1873:G:O2'	2:B:1874:C:H5'	2.21	0.40
8:H:28:ASN:HA	8:H:28:ASN:HD22	1.55	0.40
3:C:221:GLY:C	3:C:223:ALA:H	2.23	0.40
2:B:2550:G:O2'	2:B:2551:C:H5'	2.21	0.40
2:B:701:G:O2'	2:B:702:U:H5'	2.21	0.40
19:S:2:GLU:O	19:S:3:THR:C	2.60	0.40
9:I:4:VAL:O	9:I:5:GLN:O	2.40	0.40
3:C:183:VAL:CG1	3:C:184:GLU:N	2.72	0.40
10:J:101:ILE:O	10:J:105:VAL:HG13	2.21	0.40
18:R:4:VAL:O	18:R:38:VAL:HA	2.21	0.40
6:F:163:GLU:C	6:F:166:ARG:NE	2.63	0.40
6:F:174:PHE:HA	6:F:175:PRO:HD2	1.84	0.40
4:D:32:ASN:HA	4:D:51:THR:O	2.22	0.40
11:K:33:GLY:O	11:K:34:VAL:C	2.59	0.40
3:C:100:ARG:O	3:C:101:ARG:HB2	2.21	0.40
2:B:1936:A:C2	2:B:1943:U:C5	3.08	0.40
13:M:12:MET:CB	13:M:72:PRO:HD2	2.44	0.40
2:B:674:G:H5''	5:E:71:GLY:N	2.37	0.40
2:B:832:U:OP1	12:L:39:LYS:HG2	2.21	0.40
11:K:52:LYS:HD3	11:K:55:ASP:OD2	2.21	0.40
14:N:73:ASN:HA	14:N:76:VAL:CG2	2.47	0.40
2:B:156:A:H2'	2:B:157:C:C6	2.56	0.40

*Continued on next page...*

*Continued from previous page...*

Atom-1	Atom-2	Distance(Å)	Clash(Å)
8:H:70:GLU:OE2	8:H:71:LYS:N	2.54	0.40
2:B:1829:A:H3'	2:B:1830:C:H6	1.85	0.40
2:B:1010:A:H5'	17:Q:61:ILE:CG2	2.51	0.40
2:B:2531:A:OP1	7:G:174:LYS:HD3	2.22	0.40
11:K:1:ILE:O	11:K:2:GLN:HB3	2.20	0.40
2:B:1544:A:H2'	2:B:1545:A:H8	1.85	0.40
20:T:64:LYS:HA	20:T:64:LYS:HE3	2.02	0.40
5:E:40:ARG:HH11	5:E:40:ARG:CG	2.33	0.40
2:B:1889:A:H2'	2:B:1890:A:H8	1.84	0.40
2:B:1349:C:H2'	2:B:1350:C:C6	2.53	0.40
14:N:41:ALA:C	14:N:43:GLU:N	2.74	0.40
2:B:1964:G:H4'	2:B:1965:C:OP2	2.22	0.40
2:B:1476:U:O2'	2:B:1477:A:P	2.79	0.40
2:B:751:A:H5'	19:S:90:LYS:HA	2.02	0.40
2:B:2373:G:H2'	2:B:2374:C:C6	2.57	0.40
2:B:1076:C:O2'	2:B:1077:A:H5'	2.22	0.40
2:B:627:A:H4'	2:B:628:G:OP1	2.21	0.40
10:J:17:VAL:HG23	10:J:137:PRO:HB3	2.02	0.40
17:Q:66:ALA:O	17:Q:69:ARG:HB3	2.21	0.40
17:Q:90:ASP:H	18:R:39:LEU:CD1	2.34	0.40
20:T:50:LEU:C	20:T:52:GLU:N	2.73	0.40
6:F:39:VAL:HB	6:F:84:ILE:HD12	2.03	0.40
2:B:2315:G:H2'	2:B:2316:G:H8	1.86	0.40
6:F:106:ALA:N	6:F:108:PRO:HD2	2.36	0.40
6:F:34:THR:OG1	6:F:154:THR:HB	2.21	0.40
11:K:72:ASP:OD2	16:P:79:VAL:HG21	2.22	0.40
2:B:2261:C:N4	23:W:10:ARG:HB3	2.35	0.40
5:E:108:ILE:HG12	12:L:2:ARG:NH2	2.19	0.40
4:D:9:VAL:HG22	4:D:9:VAL:O	2.21	0.40
9:I:101:SER:OG	9:I:104:GLN:HG3	2.21	0.40
1:A:105:G:O2'	1:A:106:G:H5'	2.21	0.40
12:L:62:PRO:HB2	30:3:24:LYS:HD2	2.03	0.40
7:G:151:ARG:HD2	7:G:151:ARG:HA	2.00	0.40
2:B:1848:A:H2'	2:B:1849:G:C8	2.55	0.40
2:B:1212:G:H1'	2:B:1236:G:H22	1.86	0.40
2:B:15:G:H2'	2:B:16:C:H6	1.87	0.40
13:M:76:LYS:HG2	13:M:80:VAL:HG11	2.03	0.40
17:Q:79:ILE:HD13	17:Q:79:ILE:C	2.41	0.40
7:G:34:ARG:HD3	7:G:34:ARG:N	2.37	0.40
2:B:588:U:O2'	2:B:589:U:H5'	2.21	0.40
2:B:500:G:H1'	2:B:505:A:N6	2.36	0.40
2:B:974:G:OP2	18:R:78:ARG:HD3	2.21	0.40

*Continued on next page...*



*Continued from previous page...*

Atom-1	Atom-2	Distance(Å)	Clash(Å)
2:B:975:A:H1'	2:B:990:A:C2	2.56	0.40
2:B:135:U:O5'	2:B:135:U:H6	2.04	0.40
2:B:2751:G:O4'	7:G:2:ARG:HD3	2.21	0.40
1:A:85:G:H2'	1:A:86:G:H8	1.86	0.40
23:W:49:ASN:C	23:W:50:VAL:HG22	2.40	0.40
3:C:62:ARG:HB3	3:C:63:ILE:H	1.48	0.40
10:J:4:PHE:O	10:J:5:THR:HB	2.22	0.40
18:R:13:ARG:HB3	18:R:13:ARG:HE	1.79	0.40
22:V:83:LYS:HA	22:V:84:PRO:HD3	1.90	0.40
6:F:15:LEU:CD1	6:F:168:LEU:HD23	2.49	0.40
6:F:116:LEU:HD23	6:F:175:PRO:HG2	2.03	0.40
2:B:2756:U:H1'	2:B:2757:A:H5''	2.04	0.40
8:H:4:ILE:HG21	8:H:47:PHE:CD1	2.57	0.40
2:B:309:A:H1'	2:B:329:G:N3	2.37	0.40
5:E:104:ALA:O	5:E:106:LYS:N	2.46	0.40
26:Z:16:LEU:HD23	26:Z:19:HIS:NE2	2.35	0.40
9:I:41:PHE:CE2	9:I:45:THR:HG21	2.55	0.40
2:B:137:U:H2'	2:B:138:U:C6	2.57	0.40
20:T:69:ARG:HB3	20:T:70:HIS:CE1	2.56	0.40
29:2:1:MET:HG2	29:2:2:LYS:N	2.27	0.40
11:K:109:GLU:C	11:K:111:PHE:H	2.25	0.40
7:G:94:ARG:CA	7:G:127:GLN:HG3	2.52	0.40
2:B:1649:G:O2'	14:N:106:ASP:OD2	2.39	0.40
2:B:2830:C:OP2	4:D:59:ARG:NH2	2.53	0.40
19:S:40:ASN:O	19:S:41:LYS:HG3	2.22	0.40
14:N:118:ARG:C	14:N:120:GLU:H	2.25	0.40
2:B:1885:A:C2	2:B:1886:U:H1'	2.56	0.40
2:B:1864:U:C2'	2:B:1865:U:H5'	2.52	0.40
23:W:74:LYS:O	23:W:75:ASN:HB3	2.22	0.40
2:B:568:U:OP1	2:B:945:A:N6	2.52	0.40
2:B:568:U:P	12:L:36:LYS:HE2	2.61	0.40
2:B:2570:G:O2'	2:B:2571:U:H5'	2.21	0.40
13:M:45:GLN:HE22	13:M:125:PRO:HG2	1.87	0.40
2:B:2671:G:O2'	2:B:2672:U:H5'	2.22	0.40
9:I:10:LEU:C	9:I:10:LEU:HD12	2.41	0.40
21:U:9:GLU:O	21:U:72:PHE:N	2.55	0.40
2:B:2418:A:H2'	2:B:2419:U:O4'	2.22	0.40
2:B:267:C:H2'	2:B:268:C:C6	2.55	0.40
2:B:2408:U:H2'	2:B:2409:G:C8	2.57	0.40
2:B:1326:U:O2'	2:B:1327:A:H5'	2.21	0.40
2:B:2056:G:H2'	2:B:2056:G:N3	2.36	0.40
4:D:126:ASN:HA	4:D:126:ASN:HD22	1.66	0.40

*Continued on next page...*



*Continued from previous page...*

Atom-1	Atom-2	Distance(Å)	Clash(Å)
11:K:99:PHE:CD1	11:K:99:PHE:N	2.89	0.40
30:3:44:ARG:N	30:3:45:PRO:HD2	2.36	0.40
26:Z:30:ARG:C	26:Z:32:GLY:H	2.25	0.40
3:C:177:SER:O	3:C:270:ARG:HG3	2.22	0.40
10:J:106:LYS:HA	10:J:109:LEU:HD12	2.03	0.40
10:J:41:LYS:O	17:Q:66:ALA:HB1	2.22	0.40
17:Q:82:LEU:HD22	17:Q:88:GLU:OE2	2.21	0.40
18:R:25:LEU:HD13	18:R:94:THR:OG1	2.21	0.40
20:T:81:LYS:HG3	20:T:82:LYS:N	2.35	0.40
6:F:103:ILE:HG13	6:F:175:PRO:CD	2.51	0.40
6:F:90:LEU:HD22	6:F:90:LEU:N	2.36	0.40
4:D:12:THR:CG2	4:D:13:ARG:H	2.32	0.40
24:X:4:CYS:C	24:X:6:VAL:H	2.24	0.40
4:D:34:VAL:HA	4:D:49:GLN:O	2.22	0.40
25:Y:13:GLU:HG3	25:Y:57:LEU:HD23	2.02	0.40
2:B:1196:C:H2'	2:B:1197:G:C8	2.56	0.40
2:B:2065:C:C2	2:B:2066:C:C5	3.10	0.40
2:B:918:A:H2'	2:B:919:U:H5'	2.02	0.40
5:E:60:TRP:HB3	5:E:61:ARG:H	1.26	0.40
2:B:1564:C:H2'	2:B:1565:C:C6	2.57	0.40
13:M:93:VAL:HG13	13:M:94:ALA:N	2.36	0.40
2:B:1784:A:H4'	2:B:1785:A:O5'	2.21	0.40
2:B:1242:U:H2'	2:B:1243:C:C6	2.57	0.40
2:B:419:U:H2'	2:B:420:C:C6	2.57	0.40
2:B:1634:A:H3'	2:B:1635:A:C5'	2.52	0.40
2:B:1695:G:H8	3:C:7:PRO:O	2.04	0.40
13:M:57:VAL:HG13	13:M:108:VAL:HG21	2.03	0.40
21:U:21:ARG:HG3	21:U:21:ARG:NH1	2.36	0.40
17:Q:34:ALA:O	17:Q:38:VAL:HG23	2.22	0.40
1:A:8:C:O2'	15:O:40:ILE:HD13	2.22	0.40
6:F:71:LYS:C	6:F:73:VAL:H	2.25	0.40
2:B:822:G:H2'	2:B:823:C:C6	2.57	0.40
2:B:1624:U:O2'	2:B:1625:C:H5'	2.21	0.40
9:I:53:PRO:HG2	9:I:77:VAL:HG11	2.02	0.40
2:B:1076:C:H2'	2:B:1077:A:C8	2.57	0.40
2:B:2051:A:OP2	2:B:2051:A:H8	2.05	0.40
2:B:1047:G:H1'	2:B:1110:G:N2	2.37	0.40
2:B:388:G:N7	2:B:390:U:H2'	2.36	0.40

There are no symmetry-related clashes.

## 5.3 Torsion angles

### 5.3.1 Protein backbone ⓘ

In the following table, the Percentiles column shows the percent Ramachandran outliers of the chain as a percentile score with respect to all X-ray entries followed by that with respect to entries of similar resolution. The Analysed column shows the number of residues for which the backbone conformation was analysed, and the total number of residues.

Mol	Chain	Analysed	Favoured	Allowed	Outliers	Percentiles	
3	C	269/272 (99%)	168 (62%)	63 (23%)	38 (14%)	0	2
4	D	207/209 (99%)	110 (53%)	56 (27%)	41 (20%)	0	0
5	E	199/201 (99%)	127 (64%)	42 (21%)	30 (15%)	0	1
6	F	176/178 (99%)	95 (54%)	43 (24%)	38 (22%)	0	0
7	G	174/176 (99%)	93 (53%)	55 (32%)	26 (15%)	0	1
8	H	147/149 (99%)	68 (46%)	54 (37%)	25 (17%)	0	1
9	I	139/141 (99%)	114 (82%)	21 (15%)	4 (3%)	7	43
10	J	140/142 (99%)	88 (63%)	30 (21%)	22 (16%)	0	1
11	K	119/123 (97%)	75 (63%)	26 (22%)	18 (15%)	0	1
12	L	141/144 (98%)	81 (57%)	37 (26%)	23 (16%)	0	1
13	M	134/136 (98%)	77 (58%)	33 (25%)	24 (18%)	0	1
14	N	118/127 (93%)	75 (64%)	27 (23%)	16 (14%)	0	2
15	O	114/117 (97%)	85 (75%)	24 (21%)	5 (4%)	4	29
16	P	112/114 (98%)	71 (63%)	20 (18%)	21 (19%)	0	0
17	Q	115/117 (98%)	74 (64%)	28 (24%)	13 (11%)	1	4
18	R	101/103 (98%)	64 (63%)	24 (24%)	13 (13%)	0	3
19	S	108/110 (98%)	66 (61%)	26 (24%)	16 (15%)	0	1
20	T	91/100 (91%)	52 (57%)	25 (28%)	14 (15%)	0	1
21	U	100/103 (97%)	57 (57%)	28 (28%)	15 (15%)	0	1
22	V	92/94 (98%)	73 (79%)	12 (13%)	7 (8%)	2	12
23	W	77/84 (92%)	29 (38%)	22 (29%)	26 (34%)	0	0
24	X	75/77 (97%)	41 (55%)	27 (36%)	7 (9%)	1	8
25	Y	61/63 (97%)	34 (56%)	21 (34%)	6 (10%)	1	7
26	Z	56/58 (97%)	42 (75%)	11 (20%)	3 (5%)	3	24
27	0	54/56 (96%)	34 (63%)	10 (18%)	10 (18%)	0	1
28	1	48/54 (89%)	33 (69%)	6 (12%)	9 (19%)	0	0

Continued on next page...

*Continued from previous page...*

Mol	Chain	Analysed	Favoured	Allowed	Outliers	Percentiles	
29	2	44/46 (96%)	26 (59%)	14 (32%)	4 (9%)	1	8
30	3	62/64 (97%)	41 (66%)	17 (27%)	4 (6%)	2	17
31	4	36/38 (95%)	21 (58%)	11 (31%)	4 (11%)	1	5
All	All	3309/3396 (97%)	2014 (61%)	813 (25%)	482 (15%)	0	2

All (482) Ramachandran outliers are listed below:

Mol	Chain	Res	Type
3	C	35	LYS
3	C	53	ILE
3	C	77	VAL
3	C	140	VAL
3	C	184	GLU
3	C	246	PRO
4	D	9	VAL
4	D	14	ILE
4	D	45	TYR
4	D	46	ARG
4	D	107	VAL
4	D	113	SER
4	D	162	ALA
4	D	169	ARG
4	D	170	VAL
4	D	192	ALA
4	D	194	PRO
5	E	45	ALA
5	E	69	ARG
5	E	73	ILE
5	E	76	PRO
5	E	165	HIS
5	E	187	VAL
6	F	32	LYS
6	F	77	LYS
6	F	84	ILE
6	F	110	ILE
6	F	113	PHE
6	F	124	ARG
6	F	138	PRO
6	F	142	TYR
6	F	149	ARG
6	F	173	ASP

*Continued on next page...*

*Continued from previous page...*

Mol	Chain	Res	Type
7	G	2	ARG
7	G	11	PRO
7	G	38	ASP
7	G	41	GLU
7	G	85	LYS
7	G	91	VAL
7	G	94	ARG
7	G	96	ALA
7	G	167	VAL
8	H	3	VAL
8	H	7	ASP
8	H	28	ASN
8	H	32	PRO
8	H	33	GLN
8	H	91	PHE
8	H	93	SER
8	H	115	VAL
9	I	5	GLN
9	I	18	ASN
10	J	4	PHE
10	J	5	THR
10	J	43	GLU
10	J	45	THR
10	J	52	ASP
10	J	81	ILE
10	J	111	LYS
11	K	16	ARG
11	K	34	VAL
11	K	70	ARG
11	K	71	PRO
11	K	91	GLU
11	K	109	GLU
11	K	112	MET
11	K	118	ALA
12	L	81	ASP
12	L	89	VAL
12	L	103	ILE
12	L	116	VAL
12	L	117	THR
12	L	135	ILE
12	L	143	GLU
13	M	13	HIS

*Continued on next page...*

*Continued from previous page...*

Mol	Chain	Res	Type
13	M	36	VAL
13	M	56	ALA
13	M	78	LEU
14	N	13	ASN
14	N	49	GLU
14	N	58	ASP
14	N	82	GLU
16	P	25	VAL
16	P	50	ARG
16	P	75	THR
16	P	84	SER
16	P	86	LYS
16	P	112	ARG
17	Q	30	VAL
17	Q	91	ARG
19	S	13	SER
19	S	25	ARG
19	S	61	ASN
19	S	76	VAL
19	S	88	ARG
19	S	96	ILE
20	T	18	GLU
20	T	19	LYS
20	T	20	ALA
20	T	28	ASN
20	T	39	THR
20	T	64	LYS
20	T	69	ARG
20	T	70	HIS
21	U	6	ARG
21	U	49	PRO
23	W	9	THR
23	W	16	GLU
23	W	30	VAL
23	W	36	ILE
23	W	50	VAL
23	W	59	PHE
23	W	60	ALA
23	W	61	LYS
23	W	70	VAL
23	W	72	GLY
23	W	73	PRO

*Continued on next page...*

*Continued from previous page...*

Mol	Chain	Res	Type
24	X	32	LEU
24	X	76	LYS
25	Y	2	LYS
25	Y	38	GLN
27	0	42	ILE
29	2	45	SER
30	3	48	MET
31	4	8	LYS
31	4	37	GLN
3	C	4	LYS
3	C	37	SER
3	C	63	ILE
3	C	78	GLU
3	C	121	ALA
3	C	141	HIS
3	C	189	ALA
3	C	238	ASN
3	C	239	PHE
3	C	250	GLN
3	C	254	LYS
4	D	31	ALA
4	D	93	GLY
4	D	102	ALA
4	D	109	VAL
4	D	119	ALA
4	D	121	THR
4	D	122	VAL
4	D	131	ASP
4	D	144	GLY
4	D	195	GLY
4	D	196	ALA
5	E	5	LEU
5	E	77	ILE
5	E	79	ARG
5	E	116	ASP
6	F	71	LYS
6	F	78	ILE
6	F	92	GLY
6	F	112	ASP
6	F	145	VAL
6	F	148	VAL
6	F	175	PRO

*Continued on next page...*

*Continued from previous page...*

Mol	Chain	Res	Type
7	G	15	ASP
7	G	89	VAL
7	G	92	GLY
7	G	118	ALA
7	G	155	PRO
7	G	156	TYR
7	G	164	ALA
8	H	10	ALA
8	H	11	ASN
8	H	34	GLY
8	H	40	THR
8	H	89	LYS
8	H	94	ILE
10	J	13	ARG
10	J	51	GLY
10	J	54	ILE
10	J	73	VAL
10	J	83	GLY
10	J	98	GLU
11	K	110	LYS
12	L	4	ASN
12	L	31	GLY
12	L	41	ARG
12	L	68	SER
12	L	111	ILE
13	M	24	THR
13	M	55	ARG
13	M	69	PRO
13	M	72	PRO
13	M	80	VAL
13	M	121	ALA
13	M	134	THR
14	N	59	SER
14	N	63	ARG
14	N	100	CYS
14	N	101	GLY
14	N	105	GLY
15	O	83	LEU
15	O	87	ILE
16	P	32	VAL
16	P	45	VAL
16	P	65	ASN

*Continued on next page...*

*Continued from previous page...*

Mol	Chain	Res	Type
16	P	76	HIS
16	P	85	VAL
16	P	113	LEU
17	Q	4	LYS
17	Q	6	GLY
17	Q	71	ASN
17	Q	86	SER
17	Q	97	ILE
18	R	42	ALA
18	R	52	PRO
18	R	65	ALA
18	R	70	GLU
19	S	3	THR
19	S	14	ALA
19	S	33	LEU
19	S	53	SER
19	S	67	ASP
20	T	36	LYS
20	T	71	GLY
20	T	88	LYS
21	U	12	VAL
21	U	41	VAL
21	U	42	LYS
21	U	80	ASP
21	U	87	GLU
21	U	92	VAL
22	V	44	HIS
23	W	14	ASP
23	W	27	GLY
23	W	48	ALA
23	W	58	LEU
23	W	76	ARG
24	X	17	ARG
24	X	27	ARG
25	Y	9	LYS
25	Y	37	LEU
27	0	40	HIS
27	0	51	ARG
27	0	55	ALA
30	3	20	GLY
30	3	22	LYS
30	3	31	ILE

*Continued on next page...*



*Continued from previous page...*

Mol	Chain	Res	Type
31	4	7	VAL
31	4	16	ILE
3	C	3	VAL
3	C	36	ASN
3	C	142	ASN
3	C	237	ARG
4	D	65	ALA
4	D	75	ALA
4	D	95	SER
4	D	115	GLY
4	D	136	ASN
4	D	164	GLN
4	D	197	THR
5	E	30	GLN
5	E	43	THR
5	E	62	GLN
5	E	81	GLY
5	E	106	LYS
5	E	132	LYS
5	E	144	GLU
6	F	9	ASP
6	F	36	ASN
6	F	87	LYS
7	G	40	VAL
7	G	84	LYS
7	G	113	ASP
8	H	113	SER
9	I	23	VAL
10	J	9	GLU
10	J	12	LYS
10	J	41	LYS
10	J	72	LYS
11	K	5	THR
11	K	17	ARG
11	K	30	ARG
11	K	45	ALA
11	K	48	ARG
12	L	3	LEU
12	L	5	THR
12	L	19	LEU
12	L	28	GLY
12	L	36	LYS

*Continued on next page...*

*Continued from previous page...*

Mol	Chain	Res	Type
12	L	104	GLN
13	M	2	LEU
13	M	20	LEU
13	M	113	ALA
13	M	132	THR
14	N	18	GLN
14	N	70	THR
15	O	16	ARG
15	O	99	TYR
15	O	100	HIS
16	P	33	GLU
16	P	37	LYS
16	P	81	ASP
17	Q	9	ALA
17	Q	18	LYS
17	Q	87	VAL
18	R	4	VAL
18	R	43	ASN
18	R	69	GLY
18	R	100	GLY
20	T	29	THR
20	T	55	VAL
21	U	18	LYS
22	V	70	ILE
22	V	71	LYS
23	W	10	ARG
23	W	11	ASN
23	W	17	ALA
23	W	23	LYS
23	W	37	VAL
23	W	77	LYS
25	Y	24	GLU
25	Y	36	GLN
26	Z	4	ILE
28	1	27	ARG
28	1	35	LEU
28	1	37	LYS
29	2	17	GLY
29	2	35	ARG
3	C	65	ASP
3	C	196	ASN
3	C	259	ASN

*Continued on next page...*

*Continued from previous page...*

Mol	Chain	Res	Type
3	C	270	ARG
4	D	44	GLY
4	D	91	THR
4	D	133	THR
4	D	145	SER
4	D	203	VAL
5	E	14	VAL
5	E	72	SER
5	E	123	LYS
5	E	174	GLY
5	E	188	MET
6	F	2	LYS
6	F	20	ASN
6	F	41	GLU
6	F	59	ILE
6	F	86	CYS
6	F	88	VAL
8	H	55	GLU
8	H	122	LEU
8	H	127	GLU
8	H	128	HIS
10	J	44	TYR
10	J	120	ARG
11	K	119	PRO
12	L	56	PRO
13	M	30	SER
13	M	70	ASP
13	M	122	ALA
14	N	42	LYS
14	N	98	LEU
16	P	42	PHE
16	P	64	SER
16	P	74	GLN
18	R	53	PHE
20	T	86	THR
21	U	52	ASN
22	V	2	PHE
22	V	45	ASP
23	W	18	LYS
23	W	75	ASN
26	Z	34	THR
26	Z	39	ASP

*Continued on next page...*

*Continued from previous page...*

Mol	Chain	Res	Type
27	0	39	ARG
28	1	5	ARG
28	1	36	LYS
28	1	41	VAL
28	1	50	GLU
3	C	59	GLN
3	C	76	VAL
3	C	105	ALA
3	C	241	LYS
4	D	11	MET
4	D	71	ALA
4	D	190	LYS
5	E	4	VAL
5	E	83	VAL
6	F	37	MET
6	F	73	VAL
6	F	82	TYR
6	F	136	ILE
6	F	139	GLU
7	G	9	VAL
7	G	32	LEU
7	G	97	VAL
7	G	125	PRO
7	G	152	ARG
8	H	2	GLN
8	H	123	ARG
8	H	144	VAL
9	I	14	ALA
10	J	10	THR
10	J	125	TYR
11	K	92	GLN
12	L	66	PHE
12	L	86	GLU
12	L	115	GLU
13	M	73	ILE
13	M	77	PRO
13	M	110	GLU
13	M	133	LYS
17	Q	78	PHE
18	R	57	GLY
18	R	98	ILE
19	S	18	ARG

*Continued on next page...*

*Continued from previous page...*

Mol	Chain	Res	Type
19	S	29	VAL
19	S	32	ALA
19	S	72	THR
21	U	63	ALA
21	U	71	ILE
21	U	83	GLY
22	V	93	ARG
27	0	26	SER
27	0	44	ALA
27	0	48	TYR
27	0	54	ILE
29	2	33	ARG
3	C	94	LEU
3	C	123	ILE
3	C	136	VAL
3	C	167	ASP
4	D	106	LYS
4	D	206	ALA
5	E	96	VAL
5	E	131	THR
5	E	177	PRO
6	F	66	ILE
8	H	23	ALA
8	H	121	VAL
12	L	47	ARG
14	N	19	ALA
14	N	102	PHE
17	Q	81	GLY
18	R	24	LYS
21	U	47	PRO
23	W	51	GLY
24	X	30	PRO
24	X	33	HIS
24	X	34	SER
28	1	51	ALA
5	E	42	GLY
5	E	167	VAL
6	F	12	VAL
6	F	24	VAL
7	G	16	VAL
13	M	19	GLY
14	N	93	GLY

*Continued on next page...*

*Continued from previous page...*

Mol	Chain	Res	Type
16	P	104	GLY
19	S	45	VAL
22	V	84	PRO
28	1	4	ILE
4	D	19	GLY
5	E	129	PRO
6	F	11	VAL
6	F	135	ILE
10	J	112	GLY
11	K	84	VAL
13	M	125	PRO
18	R	101	ILE
21	U	15	GLY
27	0	53	VAL
3	C	64	VAL
4	D	37	VAL
6	F	103	ILE
8	H	16	GLY
16	P	63	ILE
17	Q	33	VAL
3	C	31	PRO
3	C	106	PRO
3	C	195	GLY
6	F	123	GLY
11	K	102	VAL
16	P	17	PRO
23	W	53	GLY
3	C	236	GLY
7	G	112	VAL

### 5.3.2 Protein sidechains ⓘ

In the following table, the Percentiles column shows the percent sidechain outliers of the chain as a percentile score with respect to all X-ray entries followed by that with respect to entries of similar resolution. The Analysed column shows the number of residues for which the sidechain conformation was analysed, and the total number of residues.

Mol	Chain	Analysed	Rotameric	Outliers	Percentiles	
3	C	216/217 (100%)	182 (84%)	34 (16%)	4	17
4	D	164/164 (100%)	137 (84%)	27 (16%)	3	14
5	E	165/165 (100%)	130 (79%)	35 (21%)	1	8

*Continued on next page...*

Continued from previous page...

Mol	Chain	Analysed	Rotameric	Outliers	Percentiles	
6	F	149/149 (100%)	117 (78%)	32 (22%)	1	7
7	G	137/137 (100%)	110 (80%)	27 (20%)	2	9
8	H	114/114 (100%)	86 (75%)	28 (25%)	1	3
9	I	109/109 (100%)	104 (95%)	5 (5%)	37	80
10	J	116/116 (100%)	100 (86%)	16 (14%)	5	24
11	K	102/104 (98%)	83 (81%)	19 (19%)	2	11
12	L	102/103 (99%)	88 (86%)	14 (14%)	5	25
13	M	109/109 (100%)	93 (85%)	16 (15%)	4	21
14	N	100/103 (97%)	84 (84%)	16 (16%)	3	16
15	O	86/87 (99%)	76 (88%)	10 (12%)	8	35
16	P	99/99 (100%)	77 (78%)	22 (22%)	1	6
17	Q	89/89 (100%)	73 (82%)	16 (18%)	2	12
18	R	84/84 (100%)	67 (80%)	17 (20%)	2	9
19	S	93/93 (100%)	79 (85%)	14 (15%)	4	19
20	T	80/84 (95%)	64 (80%)	16 (20%)	2	9
21	U	83/84 (99%)	70 (84%)	13 (16%)	4	17
22	V	78/78 (100%)	67 (86%)	11 (14%)	5	23
23	W	59/62 (95%)	48 (81%)	11 (19%)	2	11
24	X	67/67 (100%)	57 (85%)	10 (15%)	4	20
25	Y	55/55 (100%)	43 (78%)	12 (22%)	1	7
26	Z	48/48 (100%)	43 (90%)	5 (10%)	10	39
27	0	47/47 (100%)	40 (85%)	7 (15%)	4	20
28	1	45/48 (94%)	38 (84%)	7 (16%)	4	17
29	2	38/38 (100%)	33 (87%)	5 (13%)	6	27
30	3	51/51 (100%)	43 (84%)	8 (16%)	4	17
31	4	34/34 (100%)	29 (85%)	5 (15%)	4	21
All	All	2719/2738 (99%)	2261 (83%)	458 (17%)	3	14

All (458) residues with a non-rotameric sidechain are listed below:

Mol	Chain	Res	Type
3	C	2	VAL
3	C	4	LYS

Continued on next page...

*Continued from previous page...*

Mol	Chain	Res	Type
3	C	5	CYS
3	C	12	ARG
3	C	17	LYS
3	C	43	ASN
3	C	51	ARG
3	C	52	HIS
3	C	57	HIS
3	C	62	ARG
3	C	73	ILE
3	C	89	ASN
3	C	104	LEU
3	C	107	LYS
3	C	109	LEU
3	C	129	LEU
3	C	145	MET
3	C	155	ARG
3	C	172	THR
3	C	173	LEU
3	C	176	ARG
3	C	181	ARG
3	C	184	GLU
3	C	188	ARG
3	C	212	TRP
3	C	213	ARG
3	C	235	GLU
3	C	241	LYS
3	C	246	PRO
3	C	250	GLN
3	C	252	LYS
3	C	257	ARG
3	C	264	LYS
3	C	269	ARG
4	D	18	ASP
4	D	24	VAL
4	D	33	ARG
4	D	35	THR
4	D	36	GLN
4	D	38	LYS
4	D	39	ASP
4	D	46	ARG
4	D	48	ILE
4	D	56	LYS

*Continued on next page...*



*Continued from previous page...*

Mol	Chain	Res	Type
4	D	74	GLU
4	D	81	GLU
4	D	89	GLU
4	D	99	GLU
4	D	100	LEU
4	D	103	ASP
4	D	106	LYS
4	D	110	THR
4	D	126	ASN
4	D	130	GLN
4	D	138	LEU
4	D	148	GLN
4	D	168	GLU
4	D	176	ASP
4	D	177	VAL
4	D	180	VAL
4	D	184	ARG
5	E	2	GLU
5	E	12	LEU
5	E	17	THR
5	E	21	ARG
5	E	24	ASN
5	E	40	ARG
5	E	58	LYS
5	E	60	TRP
5	E	62	GLN
5	E	65	THR
5	E	67	ARG
5	E	70	SER
5	E	75	SER
5	E	76	PRO
5	E	78	TRP
5	E	95	LYS
5	E	108	ILE
5	E	111	GLU
5	E	116	ASP
5	E	117	ARG
5	E	118	LEU
5	E	119	ILE
5	E	127	GLU
5	E	136	GLN
5	E	137	LYS

*Continued on next page...*

*Continued from previous page...*

Mol	Chain	Res	Type
5	E	150	THR
5	E	153	LEU
5	E	154	ASP
5	E	157	LEU
5	E	165	HIS
5	E	166	LYS
5	E	180	LEU
5	E	181	ILE
5	E	185	LYS
5	E	189	THR
6	F	3	LEU
6	F	26	GLN
6	F	29	ARG
6	F	32	LYS
6	F	34	THR
6	F	45	ASP
6	F	49	LEU
6	F	56	LEU
6	F	62	GLN
6	F	68	LYS
6	F	82	TYR
6	F	91	ARG
6	F	94	ARG
6	F	102	LEU
6	F	109	ARG
6	F	111	ARG
6	F	121	PHE
6	F	126	ASN
6	F	134	GLN
6	F	135	ILE
6	F	137	PHE
6	F	138	PRO
6	F	141	ASP
6	F	142	TYR
6	F	144	LYS
6	F	146	ASP
6	F	147	ARG
6	F	149	ARG
6	F	152	ASP
6	F	156	THR
6	F	166	ARG
6	F	172	PHE

*Continued on next page...*

*Continued from previous page...*

Mol	Chain	Res	Type
7	G	17	LYS
7	G	28	LYS
7	G	31	GLU
7	G	34	ARG
7	G	49	LEU
7	G	54	ARG
7	G	59	ASP
7	G	63	GLN
7	G	68	ARG
7	G	70	LEU
7	G	72	ASN
7	G	80	GLU
7	G	84	LYS
7	G	85	LYS
7	G	100	ASN
7	G	113	ASP
7	G	115	GLN
7	G	120	ILE
7	G	123	GLU
7	G	132	LEU
7	G	151	ARG
7	G	163	TYR
7	G	166	GLU
7	G	167	VAL
7	G	171	LYS
7	G	174	LYS
7	G	176	LYS
8	H	3	VAL
8	H	17	ASP
8	H	18	GLN
8	H	28	ASN
8	H	31	VAL
8	H	33	GLN
8	H	43	ASN
8	H	47	PHE
8	H	51	ARG
8	H	57	LYS
8	H	61	VAL
8	H	70	GLU
8	H	77	THR
8	H	86	ASP
8	H	87	GLU

*Continued on next page...*

*Continued from previous page...*

Mol	Chain	Res	Type
8	H	89	LYS
8	H	112	LYS
8	H	114	GLU
8	H	117	LEU
8	H	122	LEU
8	H	125	THR
8	H	127	GLU
8	H	128	HIS
8	H	129	GLU
8	H	132	PHE
8	H	134	VAL
8	H	141	LYS
8	H	147	VAL
9	I	54	ILE
9	I	91	LYS
9	I	99	LYS
9	I	121	ILE
9	I	140	GLU
10	J	25	LEU
10	J	28	LEU
10	J	43	GLU
10	J	44	TYR
10	J	53	TYR
10	J	54	ILE
10	J	65	THR
10	J	76	HIS
10	J	86	GLN
10	J	95	ARG
10	J	106	LYS
10	J	111	LYS
10	J	124	VAL
10	J	129	GLU
10	J	131	ASN
10	J	136	GLN
11	K	1	ILE
11	K	9	VAL
11	K	20	CYS
11	K	31	TYR
11	K	40	ILE
11	K	51	VAL
11	K	52	LYS
11	K	53	LYS

*Continued on next page...*

*Continued from previous page...*

Mol	Chain	Res	Type
11	K	63	ARG
11	K	64	THR
11	K	70	ARG
11	K	77	ARG
11	K	83	CYS
11	K	86	LEU
11	K	97	ARG
11	K	104	ARG
11	K	110	LYS
11	K	111	PHE
11	K	113	LYS
12	L	4	ASN
12	L	6	LEU
12	L	36	LYS
12	L	47	ARG
12	L	54	GLN
12	L	55	MET
12	L	69	ARG
12	L	91	ASP
12	L	92	LEU
12	L	117	THR
12	L	118	THR
12	L	122	VAL
12	L	123	ARG
12	L	129	LYS
13	M	5	LYS
13	M	8	LYS
13	M	12	MET
13	M	13	HIS
13	M	20	LEU
13	M	60	GLN
13	M	70	ASP
13	M	88	ASN
13	M	90	GLU
13	M	93	VAL
13	M	105	MET
13	M	108	VAL
13	M	112	LEU
13	M	114	ARG
13	M	119	LEU
13	M	127	LYS
14	N	13	ASN

*Continued on next page...*

*Continued from previous page...*

Mol	Chain	Res	Type
14	N	18	GLN
14	N	20	MET
14	N	21	PHE
14	N	30	ARG
14	N	35	LYS
14	N	37	THR
14	N	62	ASN
14	N	71	ARG
14	N	96	ARG
14	N	97	ILE
14	N	99	LYS
14	N	102	PHE
14	N	112	TYR
14	N	114	GLU
14	N	118	ARG
15	O	9	ARG
15	O	17	LYS
15	O	19	GLN
15	O	31	THR
15	O	61	GLN
15	O	62	LEU
15	O	81	ARG
15	O	100	HIS
15	O	106	LEU
15	O	116	GLN
16	P	3	ILE
16	P	6	GLN
16	P	8	GLU
16	P	14	GLN
16	P	18	SER
16	P	19	PHE
16	P	32	VAL
16	P	37	LYS
16	P	38	ARG
16	P	40	GLN
16	P	43	GLU
16	P	45	VAL
16	P	49	ILE
16	P	61	ARG
16	P	83	ILE
16	P	86	LYS
16	P	87	ARG

*Continued on next page...*

*Continued from previous page...*

Mol	Chain	Res	Type
16	P	92	ARG
16	P	100	ARG
16	P	101	GLU
16	P	111	GLU
16	P	112	ARG
17	Q	4	LYS
17	Q	5	ARG
17	Q	10	ARG
17	Q	50	ARG
17	Q	53	LYS
17	Q	58	GLN
17	Q	59	LEU
17	Q	69	ARG
17	Q	71	ASN
17	Q	79	ILE
17	Q	88	GLU
17	Q	91	ARG
17	Q	94	LEU
17	Q	100	PHE
17	Q	101	ASP
17	Q	102	LYS
18	R	4	VAL
18	R	10	LYS
18	R	18	GLN
18	R	21	ARG
18	R	22	LEU
18	R	37	GLU
18	R	39	LEU
18	R	48	LYS
18	R	52	PRO
18	R	53	PHE
18	R	64	VAL
18	R	72	VAL
18	R	82	HIS
18	R	86	GLN
18	R	93	PHE
18	R	94	THR
18	R	95	ASP
19	S	6	LYS
19	S	31	GLN
19	S	35	ILE
19	S	37	THR

*Continued on next page...*

*Continued from previous page...*

Mol	Chain	Res	Type
19	S	40	ASN
19	S	46	LEU
19	S	61	ASN
19	S	66	ILE
19	S	67	ASP
19	S	68	ASP
19	S	81	SER
19	S	84	ARG
19	S	88	ARG
19	S	109	ASP
20	T	3	ARG
20	T	7	LEU
20	T	8	LEU
20	T	9	LYS
20	T	11	LEU
20	T	31	VAL
20	T	32	LEU
20	T	50	LEU
20	T	58	VAL
20	T	64	LYS
20	T	68	LYS
20	T	69	ARG
20	T	70	HIS
20	T	73	ARG
20	T	76	ARG
20	T	81	LYS
21	U	7	ASP
21	U	11	ILE
21	U	16	LYS
21	U	17	ASP
21	U	18	LYS
21	U	20	LYS
21	U	26	ASN
21	U	28	LEU
21	U	40	LEU
21	U	49	PRO
21	U	53	GLN
21	U	73	ASN
21	U	85	ARG
22	V	40	ILE
22	V	42	LEU
22	V	46	LYS

*Continued on next page...*



*Continued from previous page...*

Mol	Chain	Res	Type
22	V	51	GLN
22	V	53	LYS
22	V	66	ASP
22	V	70	ILE
22	V	73	LYS
22	V	75	GLN
22	V	79	ARG
22	V	89	ILE
23	W	13	ARG
23	W	19	ARG
23	W	23	LYS
23	W	25	PHE
23	W	39	GLN
23	W	44	PHE
23	W	49	ASN
23	W	50	VAL
23	W	63	ASP
23	W	73	PRO
23	W	77	LYS
24	X	16	ASN
24	X	17	ARG
24	X	24	THR
24	X	26	ARG
24	X	27	ARG
24	X	34	SER
24	X	36	ARG
24	X	47	THR
24	X	64	ASP
24	X	77	TYR
25	Y	2	LYS
25	Y	12	GLU
25	Y	17	GLU
25	Y	25	GLN
25	Y	31	GLN
25	Y	37	LEU
25	Y	38	GLN
25	Y	48	ARG
25	Y	57	LEU
25	Y	58	ASN
25	Y	59	GLU
25	Y	60	LYS
26	Z	15	ARG

*Continued on next page...*

*Continued from previous page...*

Mol	Chain	Res	Type
26	Z	19	HIS
26	Z	30	ARG
26	Z	33	HIS
26	Z	37	ARG
27	0	9	ARG
27	0	10	SER
27	0	14	MET
27	0	22	THR
27	0	28	SER
27	0	38	LEU
27	0	56	LYS
28	1	4	ILE
28	1	9	LYS
28	1	24	LYS
28	1	31	GLU
28	1	32	LYS
28	1	41	VAL
28	1	49	LYS
29	2	4	THR
29	2	24	THR
29	2	33	ARG
29	2	42	LEU
29	2	46	LYS
30	3	5	THR
30	3	7	ARG
30	3	14	LYS
30	3	18	LYS
30	3	29	ARG
30	3	48	MET
30	3	51	LYS
30	3	56	LEU
31	4	9	LYS
31	4	15	LYS
31	4	24	ARG
31	4	28	SER
31	4	35	GLN

Some sidechains can be flipped to improve hydrogen bonding and reduce clashes. All (101) such sidechains are listed below:

Mol	Chain	Res	Type
3	C	20	ASN
3	C	43	ASN

*Continued on next page...*

*Continued from previous page...*

Mol	Chain	Res	Type
3	C	57	HIS
3	C	59	GLN
3	C	89	ASN
3	C	133	ASN
3	C	152	GLN
3	C	162	GLN
3	C	225	ASN
3	C	238	ASN
4	D	32	ASN
4	D	36	GLN
4	D	49	GLN
4	D	126	ASN
4	D	130	GLN
4	D	136	ASN
4	D	148	GLN
4	D	173	GLN
5	E	24	ASN
5	E	29	HIS
5	E	30	GLN
5	E	62	GLN
5	E	97	ASN
5	E	163	ASN
6	F	26	GLN
6	F	51	ASN
6	F	134	GLN
7	G	19	ASN
7	G	29	ASN
7	G	63	GLN
7	G	100	ASN
7	G	115	GLN
8	H	20	ASN
8	H	28	ASN
8	H	43	ASN
8	H	128	HIS
8	H	133	GLN
9	I	5	GLN
9	I	11	GLN
9	I	33	ASN
9	I	93	ASN
10	J	40	HIS
10	J	58	ASN
10	J	67	ASN

*Continued on next page...*

*Continued from previous page...*

Mol	Chain	Res	Type
10	J	135	GLN
10	J	136	GLN
10	J	138	GLN
11	K	4	GLN
11	K	87	ASN
11	K	88	ASN
12	L	4	ASN
12	L	54	GLN
12	L	99	ASN
13	M	3	GLN
14	N	11	ASN
14	N	16	HIS
14	N	62	ASN
15	O	19	GLN
15	O	38	GLN
15	O	61	GLN
15	O	67	ASN
15	O	116	GLN
16	P	6	GLN
16	P	11	GLN
16	P	40	GLN
16	P	65	ASN
17	Q	43	GLN
17	Q	51	GLN
17	Q	55	GLN
17	Q	71	ASN
18	R	43	ASN
18	R	86	GLN
19	S	40	ASN
19	S	57	ASN
19	S	61	ASN
20	T	48	GLN
20	T	91	GLN
20	T	92	ASN
21	U	26	ASN
21	U	39	ASN
21	U	53	GLN
21	U	65	GLN
22	V	44	HIS
22	V	51	GLN
22	V	80	HIS
23	W	39	GLN

*Continued on next page...*

*Continued from previous page...*

Mol	Chain	Res	Type
23	W	49	ASN
24	X	5	GLN
24	X	22	ASN
24	X	35	HIS
25	Y	25	GLN
25	Y	31	GLN
25	Y	36	GLN
25	Y	38	GLN
25	Y	45	GLN
26	Z	33	HIS
27	0	3	GLN
27	0	5	ASN
29	2	13	ASN
30	3	27	ASN
31	4	35	GLN

### 5.3.3 RNA ⓘ

Mol	Chain	Analysed	Backbone Outliers	Pucker Outliers
1	A	116/120 (96%)	19 (16%)	2 (1%)
2	B	2837/2904 (97%)	420 (14%)	17 (0%)
All	All	2953/3024 (97%)	439 (14%)	19 (0%)

All (439) RNA backbone outliers are listed below:

Mol	Chain	Res	Type
1	A	9	G
1	A	13	G
1	A	15	A
1	A	16	G
1	A	25	U
1	A	26	C
1	A	27	C
1	A	29	A
1	A	30	C
1	A	45	A
1	A	52	A
1	A	53	A
1	A	66	A
1	A	67	G
1	A	88	C

*Continued on next page...*

*Continued from previous page...*

Mol	Chain	Res	Type
1	A	90	C
1	A	91	C
1	A	99	A
1	A	109	A
2	B	34	U
2	B	35	G
2	B	46	G
2	B	71	A
2	B	72	U
2	B	74	A
2	B	75	G
2	B	84	A
2	B	91	A
2	B	95	A
2	B	98	G
2	B	101	A
2	B	102	U
2	B	103	A
2	B	118	A
2	B	119	A
2	B	120	U
2	B	125	A
2	B	126	A
2	B	136	G
2	B	137	U
2	B	139	U
2	B	140	C
2	B	141	G
2	B	143	C
2	B	144	A
2	B	160	A
2	B	163	C
2	B	181	A
2	B	196	A
2	B	199	A
2	B	216	A
2	B	221	A
2	B	222	A
2	B	233	A
2	B	241	A
2	B	248	G
2	B	249	C

*Continued on next page...*

*Continued from previous page...*

Mol	Chain	Res	Type
2	B	255	A
2	B	264	C
2	B	265	A
2	B	266	G
2	B	268	C
2	B	271	G
2	B	273	G
2	B	276	U
2	B	277	G
2	B	278	A
2	B	281	C
2	B	283	G
2	B	286	U
2	B	299	A
2	B	311	A
2	B	329	G
2	B	330	A
2	B	333	G
2	B	346	A
2	B	352	A
2	B	353	C
2	B	362	A
2	B	363	G
2	B	364	C
2	B	371	A
2	B	372	G
2	B	386	G
2	B	387	U
2	B	406	G
2	B	411	G
2	B	412	A
2	B	424	G
2	B	455	C
2	B	457	A
2	B	479	A
2	B	481	G
2	B	490	C
2	B	491	G
2	B	504	A
2	B	505	A
2	B	508	A
2	B	509	C

*Continued on next page...*

*Continued from previous page...*

Mol	Chain	Res	Type
2	B	512	G
2	B	527	C
2	B	531	C
2	B	532	A
2	B	533	G
2	B	544	C
2	B	545	U
2	B	546	U
2	B	547	A
2	B	548	G
2	B	549	G
2	B	555	G
2	B	563	A
2	B	573	U
2	B	575	A
2	B	586	A
2	B	588	U
2	B	603	A
2	B	613	A
2	B	614	A
2	B	615	U
2	B	627	A
2	B	637	A
2	B	646	U
2	B	647	G
2	B	654	A
2	B	655	A
2	B	656	G
2	B	671	C
2	B	686	U
2	B	717	C
2	B	718	A
2	B	730	A
2	B	746	U
2	B	747	U
2	B	752	A
2	B	757	G
2	B	762	U
2	B	764	A
2	B	775	G
2	B	782	A
2	B	784	G

*Continued on next page...*



*Continued from previous page...*

Mol	Chain	Res	Type
2	B	785	G
2	B	805	G
2	B	812	C
2	B	819	A
2	B	827	U
2	B	828	U
2	B	846	U
2	B	847	U
2	B	858	G
2	B	859	G
2	B	871	U
2	B	875	G
2	B	876	C
2	B	877	A
2	B	899	A
2	B	910	A
2	B	912	C
2	B	919	U
2	B	931	U
2	B	932	U
2	B	933	A
2	B	941	A
2	B	946	C
2	B	961	C
2	B	973	A
2	B	974	G
2	B	983	A
2	B	985	C
2	B	991	C
2	B	995	C
2	B	996	A
2	B	1005	C
2	B	1012	U
2	B	1013	C
2	B	1022	G
2	B	1023	U
2	B	1025	G
2	B	1033	U
2	B	1046	A
2	B	1054	A
2	B	1056	G
2	B	1057	A

*Continued on next page...*

*Continued from previous page...*

Mol	Chain	Res	Type
2	B	1070	A
2	B	1088	A
2	B	1090	A
2	B	1104	C
2	B	1112	G
2	B	1116	G
2	B	1132	U
2	B	1133	A
2	B	1134	A
2	B	1135	C
2	B	1136	G
2	B	1139	G
2	B	1142	A
2	B	1175	A
2	B	1176	U
2	B	1195	G
2	B	1205	A
2	B	1206	G
2	B	1211	C
2	B	1238	G
2	B	1241	A
2	B	1242	U
2	B	1248	G
2	B	1250	G
2	B	1253	A
2	B	1256	G
2	B	1266	G
2	B	1271	G
2	B	1272	A
2	B	1273	U
2	B	1275	A
2	B	1276	A
2	B	1300	G
2	B	1301	A
2	B	1325	U
2	B	1337	G
2	B	1341	G
2	B	1352	U
2	B	1365	A
2	B	1368	G
2	B	1374	G
2	B	1379	U

*Continued on next page...*

*Continued from previous page...*

Mol	Chain	Res	Type
2	B	1383	A
2	B	1384	A
2	B	1396	U
2	B	1397	U
2	B	1416	G
2	B	1417	C
2	B	1419	A
2	B	1421	G
2	B	1427	A
2	B	1428	C
2	B	1451	C
2	B	1453	A
2	B	1454	C
2	B	1455	G
2	B	1459	G
2	B	1460	U
2	B	1461	C
2	B	1469	A
2	B	1470	A
2	B	1476	U
2	B	1477	A
2	B	1478	G
2	B	1482	G
2	B	1490	A
2	B	1493	C
2	B	1504	A
2	B	1505	A
2	B	1507	C
2	B	1508	A
2	B	1509	A
2	B	1524	G
2	B	1532	A
2	B	1535	A
2	B	1538	G
2	B	1552	A
2	B	1559	U
2	B	1560	G
2	B	1567	G
2	B	1569	A
2	B	1578	U
2	B	1585	C
2	B	1608	A

*Continued on next page...*

*Continued from previous page...*

Mol	Chain	Res	Type
2	B	1609	A
2	B	1610	A
2	B	1634	A
2	B	1635	A
2	B	1640	A
2	B	1647	U
2	B	1648	U
2	B	1654	A
2	B	1674	G
2	B	1700	A
2	B	1714	U
2	B	1715	G
2	B	1729	U
2	B	1730	C
2	B	1731	G
2	B	1733	G
2	B	1738	G
2	B	1756	G
2	B	1758	U
2	B	1764	C
2	B	1773	A
2	B	1776	G
2	B	1781	U
2	B	1800	C
2	B	1801	A
2	B	1808	A
2	B	1816	C
2	B	1829	A
2	B	1870	C
2	B	1884	G
2	B	1896	G
2	B	1906	G
2	B	1913	A
2	B	1929	G
2	B	1930	G
2	B	1931	U
2	B	1937	A
2	B	1938	A
2	B	1939	U
2	B	1940	U
2	B	1955	U
2	B	1967	C

*Continued on next page...*

*Continued from previous page...*

Mol	Chain	Res	Type
2	B	1970	A
2	B	1971	U
2	B	1972	G
2	B	1991	U
2	B	1993	U
2	B	1997	C
2	B	2020	A
2	B	2022	U
2	B	2023	C
2	B	2031	A
2	B	2033	A
2	B	2043	C
2	B	2055	C
2	B	2056	G
2	B	2060	A
2	B	2061	G
2	B	2062	A
2	B	2065	C
2	B	2069	G
2	B	2076	U
2	B	2077	A
2	B	2096	C
2	B	2101	A
2	B	2105	U
2	B	2107	G
2	B	2108	A
2	B	2109	U
2	B	2134	A
2	B	2136	G
2	B	2137	U
2	B	2144	G
2	B	2145	C
2	B	2146	C
2	B	2147	A
2	B	2154	A
2	B	2155	U
2	B	2156	G
2	B	2157	G
2	B	2184	A
2	B	2198	A
2	B	2203	U
2	B	2204	G

*Continued on next page...*

*Continued from previous page...*

Mol	Chain	Res	Type
2	B	2212	A
2	B	2214	C
2	B	2225	A
2	B	2238	G
2	B	2239	G
2	B	2266	A
2	B	2278	A
2	B	2279	G
2	B	2283	C
2	B	2287	A
2	B	2288	A
2	B	2297	A
2	B	2305	U
2	B	2307	G
2	B	2308	G
2	B	2309	A
2	B	2320	U
2	B	2321	U
2	B	2322	A
2	B	2324	U
2	B	2325	G
2	B	2333	A
2	B	2336	A
2	B	2337	G
2	B	2347	C
2	B	2383	G
2	B	2385	C
2	B	2396	G
2	B	2402	U
2	B	2403	C
2	B	2406	A
2	B	2423	U
2	B	2425	A
2	B	2426	A
2	B	2429	G
2	B	2430	A
2	B	2434	A
2	B	2441	U
2	B	2448	A
2	B	2472	G
2	B	2476	A
2	B	2478	A

*Continued on next page...*

*Continued from previous page...*

Mol	Chain	Res	Type
2	B	2491	U
2	B	2498	C
2	B	2502	G
2	B	2505	G
2	B	2506	U
2	B	2518	A
2	B	2529	G
2	B	2534	A
2	B	2535	G
2	B	2554	U
2	B	2566	A
2	B	2567	G
2	B	2572	A
2	B	2573	C
2	B	2586	U
2	B	2602	A
2	B	2609	U
2	B	2613	U
2	B	2629	U
2	B	2682	A
2	B	2689	U
2	B	2690	U
2	B	2714	G
2	B	2726	A
2	B	2744	G
2	B	2748	A
2	B	2751	G
2	B	2757	A
2	B	2765	A
2	B	2778	A
2	B	2791	G
2	B	2793	C
2	B	2798	U
2	B	2799	A
2	B	2800	A
2	B	2808	G
2	B	2820	A
2	B	2821	A
2	B	2832	U
2	B	2836	U
2	B	2850	A
2	B	2867	G

*Continued on next page...*

*Continued from previous page...*

Mol	Chain	Res	Type
2	B	2872	A
2	B	2873	A
2	B	2883	A
2	B	2884	U

All (19) RNA pucker outliers are listed below:

Mol	Chain	Res	Type
1	A	25	U
1	A	66	A
2	B	241	A
2	B	544	C
2	B	670	A
2	B	784	G
2	B	858	G
2	B	973	A
2	B	1210	G
2	B	1608	A
2	B	1930	G
2	B	2076	U
2	B	2282	G
2	B	2308	G
2	B	2336	A
2	B	2425	A
2	B	2430	A
2	B	2756	U
2	B	2894	G

## 5.4 Non-standard residues in protein, DNA, RNA chains ⓘ

There are no non-standard protein/DNA/RNA residues in this entry.

## 5.5 Carbohydrates ⓘ

There are no carbohydrates in this entry.

## 5.6 Ligand geometry ⓘ

Of 120 ligands modelled in this entry, 120 are monoatomic - leaving 0 for Mogul analysis.

There are no bond length outliers.



There are no bond angle outliers.

There are no chirality outliers.

There are no torsion outliers.

There are no ring outliers.

## 5.7 Other polymers ⓘ

There are no such residues in this entry.

## 5.8 Polymer linkage issues

There are no chain breaks in this entry.

## 6 Fit of model and data ⓘ

### 6.1 Protein, DNA and RNA chains ⓘ

In the following table, the column labelled ‘#RSRZ> 2’ contains the number (and percentage) of RSRZ outliers, followed by percent RSRZ outliers for the chain as percentile scores relative to all X-ray entries and entries of similar resolution. The OWAB column contains the minimum, median, 95<sup>th</sup> percentile and maximum values of the occupancy-weighted average B-factor per residue. The column labelled ‘Q< 0.9’ lists the number of (and percentage) of residues with an average occupancy less than 0.9.

Mol	Chain	Analysed	<RSRZ>	#RSRZ>2	OWAB(Å <sup>2</sup> )	Q<0.9
1	A	117/120 (97%)	-0.13	4 (3%) 43 9	33, 66, 105, 180	0
2	B	2841/2904 (97%)	0.17	271 (9%) 8 2	12, 55, 149, 180	0
3	C	271/272 (99%)	0.23	21 (7%) 13 4	9, 52, 97, 153	0
4	D	209/209 (100%)	0.40	19 (9%) 9 2	20, 59, 119, 166	0
5	E	201/201 (100%)	0.22	18 (8%) 10 2	11, 76, 143, 178	0
6	F	178/178 (100%)	0.15	11 (6%) 20 4	49, 110, 166, 180	0
7	G	176/176 (100%)	-0.39	1 (0%) 86 43	38, 88, 155, 174	0
8	H	149/149 (100%)	-0.41	1 (0%) 84 40	35, 109, 150, 180	0
9	I	141/141 (100%)	-0.20	4 (2%) 50 11	105, 179, 180, 180	0
10	J	142/142 (100%)	-0.04	5 (3%) 42 9	19, 53, 108, 175	0
11	K	121/123 (98%)	1.71	37 (30%) 1 1	27, 64, 130, 163	0
12	L	143/144 (99%)	0.62	23 (16%) 2 1	17, 64, 115, 180	0
13	M	136/136 (100%)	0.09	10 (7%) 14 4	11, 56, 109, 176	0
14	N	120/127 (94%)	-0.05	3 (2%) 54 13	19, 57, 97, 180	0
15	O	116/117 (99%)	-0.29	1 (0%) 81 35	28, 71, 129, 157	0
16	P	114/114 (100%)	1.22	29 (25%) 1 1	26, 73, 123, 174	0
17	Q	117/117 (100%)	0.09	10 (8%) 11 3	22, 53, 104, 158	0
18	R	103/103 (100%)	-0.26	0 100 100	23, 72, 131, 156	0
19	S	110/110 (100%)	0.11	8 (7%) 15 4	18, 53, 108, 152	0
20	T	93/100 (93%)	0.12	6 (6%) 18 4	35, 72, 141, 178	0
21	U	102/103 (99%)	-0.28	0 100 100	41, 94, 154, 180	0
22	V	94/94 (100%)	-0.36	0 100 100	31, 70, 138, 156	0
23	W	79/84 (94%)	-0.14	2 (2%) 54 13	7, 42, 103, 180	0
24	X	77/77 (100%)	0.13	10 (12%) 4 1	23, 60, 112, 152	0

*Continued on next page...*

Continued from previous page...

Mol	Chain	Analysed	<RSRZ>	#RSRZ>2	OWAB(Å <sup>2</sup> )	Q<0.9
25	Y	63/63 (100%)	-0.30	2 (3%) 45 10	34, 92, 158, 180	0
26	Z	58/58 (100%)	-0.33	0 100 100	22, 58, 110, 114	0
27	0	56/56 (100%)	-0.07	0 100 100	19, 56, 118, 135	0
28	1	50/54 (92%)	-0.30	1 (2%) 62 18	26, 76, 119, 163	0
29	2	46/46 (100%)	2.01	17 (36%) 1 0	17, 47, 97, 131	0
30	3	64/64 (100%)	0.64	6 (9%) 9 2	27, 49, 85, 105	0
31	4	38/38 (100%)	-0.58	0 100 100	44, 68, 126, 165	0
All	All	6325/6420 (98%)	0.15	520 (8%) 12 3	7, 62, 154, 180	0

All (520) RSRZ outliers are listed below:

Mol	Chain	Res	Type	RSRZ
2	B	1537	G	22.0
2	B	1535	A	20.7
2	B	1536	C	18.7
2	B	1539	U	17.3
1	A	88	C	15.2
2	B	1541	C	12.8
2	B	2602	A	12.5
2	B	1538	G	12.4
2	B	1532	A	12.4
2	B	1531	C	11.4
2	B	1540	G	9.9
2	B	1533	C	9.5
2	B	34	U	9.0
2	B	1459	G	8.7
2	B	1241	A	8.7
2	B	2255	G	8.5
2	B	2254	C	8.3
12	L	144	GLU	8.2
2	B	2253	G	7.9
11	K	107	ARG	7.8
1	A	89	U	7.6
2	B	1242	U	7.5
2	B	2585	U	7.4
2	B	2062	A	7.3
30	3	64	ALA	7.3
16	P	87	ARG	7.3
2	B	2256	G	7.0
2	B	1534	U	7.0

Continued on next page...

*Continued from previous page...*

Mol	Chain	Res	Type	RSRZ
2	B	790	U	6.9
12	L	10	GLU	6.7
2	B	504	A	6.6
2	B	351	C	6.6
20	T	88	LYS	6.5
2	B	2252	G	6.5
1	A	90	C	6.5
14	N	120	GLU	6.5
2	B	2402	U	6.4
2	B	2063	C	6.3
16	P	67	GLU	6.2
2	B	2213	U	6.1
16	P	33	GLU	5.9
19	S	92	ARG	5.8
6	F	10	GLU	5.6
25	Y	62	GLY	5.6
29	2	46	LYS	5.6
2	B	382	A	5.6
2	B	2609	U	5.6
17	Q	4	LYS	5.6
16	P	43	GLU	5.6
11	K	28	HIS	5.6
2	B	1781	U	5.5
11	K	109	GLU	5.5
2	B	791	C	5.5
2	B	2248	C	5.5
2	B	2547	A	5.5
2	B	958	U	5.4
2	B	654	A	5.4
2	B	350	G	5.4
2	B	2064	C	5.4
2	B	283	G	5.4
19	S	94	ASP	5.4
20	T	89	GLU	5.3
2	B	2555	U	5.3
4	D	1	MET	5.1
2	B	776	G	5.1
16	P	88	ARG	5.1
13	M	59	ARG	5.1
4	D	209	ALA	5.0
3	C	228	ASP	5.0
11	K	16	ARG	5.0

*Continued on next page...*

*Continued from previous page...*

Mol	Chain	Res	Type	RSRZ
2	B	32	C	5.0
7	G	176	LYS	5.0
2	B	2423	U	5.0
2	B	794	A	5.0
8	H	97	ARG	4.9
3	C	261	ARG	4.9
2	B	797	G	4.9
29	2	33	ARG	4.9
29	2	36	ALA	4.9
29	2	29	GLN	4.7
4	D	86	GLU	4.7
2	B	1292	G	4.7
2	B	795	C	4.7
17	Q	2	ARG	4.7
2	B	181	A	4.7
5	E	61	ARG	4.7
2	B	54	G	4.6
11	K	110	LYS	4.6
2	B	953	G	4.6
2	B	952	G	4.6
2	B	2065	C	4.6
2	B	2732	G	4.5
2	B	1199	U	4.5
2	B	2249	U	4.5
2	B	1542	U	4.5
2	B	2584	U	4.5
20	T	56	GLU	4.5
5	E	60	TRP	4.4
29	2	25	LYS	4.4
2	B	1460	U	4.4
4	D	83	ARG	4.4
11	K	80	GLY	4.4
2	B	282	A	4.4
2	B	2451	A	4.4
6	F	173	ASP	4.4
16	P	62	LYS	4.4
5	E	65	THR	4.4
2	B	1988	G	4.4
13	M	16	ARG	4.4
2	B	777	G	4.3
2	B	2240	U	4.3
2	B	284	U	4.3

*Continued on next page...*

*Continued from previous page...*

Mol	Chain	Res	Type	RSRZ
5	E	51	GLU	4.3
11	K	44	GLU	4.3
11	K	92	GLN	4.2
29	2	24	THR	4.2
2	B	679	C	4.2
16	P	38	ARG	4.2
2	B	45	G	4.2
11	K	17	ARG	4.2
11	K	7	LEU	4.1
13	M	77	PRO	4.1
2	B	196	A	4.1
5	E	55	SER	4.1
11	K	70	ARG	4.1
2	B	1247	A	4.1
2	B	2771	C	4.0
6	F	100	GLU	4.0
19	S	95	ARG	4.0
2	B	2439	A	4.0
5	E	47	LYS	4.0
2	B	793	A	4.0
2	B	435	C	4.0
2	B	31	C	4.0
29	2	20	ALA	4.0
3	C	232	GLY	3.9
11	K	105	GLU	3.9
5	E	88	ARG	3.9
12	L	69	ARG	3.9
12	L	43	GLY	3.9
2	B	440	C	3.9
2	B	1390	U	3.9
2	B	798	G	3.9
4	D	82	PHE	3.9
2	B	33	C	3.9
2	B	2594	C	3.9
2	B	1989	G	3.9
2	B	2595	G	3.9
2	B	388	G	3.8
30	3	60	CYS	3.8
11	K	6	MET	3.8
2	B	1200	C	3.8
11	K	2	GLN	3.8
13	M	78	LEU	3.8

*Continued on next page...*

*Continued from previous page...*

Mol	Chain	Res	Type	RSRZ
2	B	1198	U	3.8
3	C	227	VAL	3.8
2	B	2556	C	3.8
12	L	44	GLY	3.8
2	B	1207	C	3.8
2	B	1530	G	3.8
2	B	2246	G	3.7
16	P	37	LYS	3.7
2	B	775	G	3.7
13	M	15	GLY	3.7
2	B	252	G	3.7
9	I	141	ASP	3.7
11	K	24	LEU	3.7
14	N	30	ARG	3.7
29	2	23	ALA	3.7
3	C	216	ARG	3.7
2	B	747	U	3.7
2	B	1509	A	3.7
2	B	645	C	3.7
2	B	2568	U	3.7
5	E	64	GLY	3.7
2	B	2257	U	3.7
2	B	2258	C	3.7
17	Q	3	VAL	3.6
11	K	32	ALA	3.6
2	B	1362	C	3.6
17	Q	117	ALA	3.6
13	M	18	ARG	3.6
16	P	39	LEU	3.6
16	P	110	LYS	3.6
2	B	2611	C	3.6
16	P	36	LYS	3.6
5	E	57	LYS	3.6
16	P	111	GLU	3.6
2	B	792	A	3.6
11	K	31	TYR	3.6
16	P	35	SER	3.6
2	B	35	G	3.6
2	B	1971	U	3.6
12	L	68	SER	3.6
2	B	30	G	3.6
2	B	2586	U	3.6

*Continued on next page...*

*Continued from previous page...*

Mol	Chain	Res	Type	RSRZ
3	C	39	SER	3.5
2	B	2773	C	3.5
2	B	1293	C	3.5
2	B	292	U	3.5
2	B	2506	U	3.5
2	B	1067	A	3.5
2	B	446	G	3.5
11	K	53	LYS	3.4
11	K	104	ARG	3.4
11	K	108	SER	3.4
2	B	1780	A	3.4
2	B	2070	A	3.4
11	K	1	ILE	3.4
5	E	50	ALA	3.4
2	B	796	C	3.4
2	B	1285	A	3.4
4	D	85	ALA	3.3
29	2	35	ARG	3.3
2	B	778	G	3.3
2	B	44	A	3.3
2	B	390	U	3.3
13	M	88	ASN	3.3
2	B	2583	G	3.3
2	B	2681	C	3.3
28	1	52	LYS	3.3
16	P	114	ASN	3.3
2	B	2072	C	3.3
24	X	23	ALA	3.3
6	F	19	PHE	3.3
2	B	2554	U	3.3
30	3	11	LYS	3.3
5	E	165	HIS	3.3
2	B	2069	G	3.3
2	B	789	A	3.2
2	B	829	A	3.2
6	F	26	GLN	3.2
11	K	38	ILE	3.2
12	L	141	LYS	3.2
2	B	349	U	3.2
2	B	1205	A	3.2
2	B	2508	G	3.2
11	K	81	ASN	3.2

*Continued on next page...*



*Continued from previous page...*

Mol	Chain	Res	Type	RSRZ
3	C	53	ILE	3.2
2	B	387	U	3.2
10	J	126	ALA	3.2
16	P	34	GLY	3.2
2	B	1243	C	3.1
2	B	1389	G	3.1
19	S	96	ILE	3.1
2	B	1280	G	3.1
2	B	2735	G	3.1
30	3	7	ARG	3.1
5	E	90	GLN	3.1
2	B	47	C	3.1
4	D	169	ARG	3.1
2	B	1234	U	3.1
11	K	76	ILE	3.1
17	Q	14	LYS	3.1
30	3	59	ALA	3.1
2	B	2563	U	3.1
2	B	682	G	3.1
2	B	2442	C	3.1
12	L	49	GLY	3.1
12	L	71	ALA	3.1
2	B	2643	G	3.1
2	B	1490	A	3.1
2	B	1807	G	3.1
2	B	2275	C	3.0
11	K	87	ASN	3.0
2	B	2731	G	3.0
2	B	50	U	3.0
2	B	681	G	3.0
29	2	19	ARG	3.0
2	B	454	A	3.0
2	B	2059	A	3.0
12	L	129	LYS	3.0
2	B	2015	A	3.0
5	E	56	GLY	3.0
2	B	2239	G	3.0
16	P	18	SER	3.0
2	B	2596	U	3.0
14	N	72	ASP	3.0
2	B	597	G	3.0
20	T	54	GLU	3.0

*Continued on next page...*

*Continued from previous page...*

Mol	Chain	Res	Type	RSRZ
5	E	58	LYS	3.0
2	B	205	G	3.0
17	Q	17	LEU	3.0
2	B	967	U	3.0
23	W	6	GLY	3.0
4	D	104	VAL	3.0
2	B	331	C	3.0
2	B	831	G	2.9
2	B	508	A	2.9
3	C	36	ASN	2.9
2	B	2491	U	2.9
2	B	327	G	2.9
11	K	91	GLU	2.9
2	B	2450	A	2.9
24	X	26	ARG	2.9
2	B	2441	U	2.9
16	P	86	LYS	2.9
2	B	352	A	2.9
13	M	14	LYS	2.9
16	P	44	GLY	2.9
2	B	1987	A	2.9
2	B	2557	G	2.9
16	P	109	ILE	2.9
12	L	9	ALA	2.9
12	L	11	GLY	2.9
2	B	676	A	2.8
2	B	2601	C	2.8
24	X	21	LEU	2.8
24	X	20	ALA	2.8
16	P	112	ARG	2.8
2	B	966	G	2.8
16	P	41	ALA	2.8
16	P	64	SER	2.8
2	B	465	G	2.8
16	P	29	VAL	2.8
2	B	1240	U	2.8
2	B	250	G	2.8
2	B	653	U	2.8
2	B	433	C	2.8
2	B	1944	U	2.8
2	B	2425	A	2.8
2	B	2426	A	2.8

*Continued on next page...*

*Continued from previous page...*

Mol	Chain	Res	Type	RSRZ
2	B	1026	G	2.8
2	B	2251	G	2.8
11	K	50	LYS	2.8
19	S	83	LYS	2.8
4	D	74	GLU	2.8
2	B	2422	C	2.8
2	B	2272	U	2.8
2	B	383	C	2.8
2	B	1216	G	2.7
16	P	40	GLN	2.7
2	B	1806	C	2.7
2	B	386	G	2.7
2	B	2548	U	2.7
29	2	26	ASN	2.7
2	B	244	A	2.7
4	D	56	LYS	2.7
20	T	26	LYS	2.7
25	Y	63	ALA	2.7
2	B	1950	G	2.7
2	B	1951	U	2.7
6	F	21	TYR	2.7
2	B	326	G	2.7
3	C	222	THR	2.7
2	B	2435	A	2.7
2	B	2566	A	2.7
3	C	241	LYS	2.7
2	B	2190	G	2.7
12	L	14	LYS	2.7
2	B	613	A	2.7
2	B	180	G	2.7
2	B	2279	G	2.7
9	I	94	LYS	2.7
2	B	2610	C	2.6
16	P	31	VAL	2.6
29	2	17	GLY	2.6
2	B	2247	A	2.6
2	B	2772	C	2.6
2	B	830	G	2.6
12	L	65	GLY	2.6
10	J	94	ALA	2.6
11	K	27	SER	2.6
6	F	114	ARG	2.6

*Continued on next page...*

*Continued from previous page...*

Mol	Chain	Res	Type	RSRZ
2	B	752	A	2.6
2	B	1284	A	2.6
2	B	680	C	2.6
2	B	2644	G	2.6
4	D	103	ASP	2.6
2	B	229	C	2.6
12	L	47	ARG	2.6
24	X	19	HIS	2.6
11	K	37	ILE	2.6
2	B	1283	G	2.5
3	C	38	LYS	2.5
2	B	1782	U	2.5
13	M	10	ARG	2.5
29	2	27	GLY	2.5
30	3	62	PRO	2.5
2	B	784	G	2.5
19	S	93	ALA	2.5
12	L	104	GLN	2.5
2	B	1448	G	2.5
2	B	2562	U	2.5
11	K	68	VAL	2.5
16	P	108	ARG	2.5
1	A	87	U	2.5
29	2	6	GLN	2.5
2	B	1291	C	2.5
10	J	80	HIS	2.5
17	Q	10	ARG	2.5
3	C	224	MET	2.5
2	B	2799	A	2.5
3	C	221	GLY	2.4
11	K	93	PRO	2.4
11	K	65	LYS	2.4
2	B	1810	A	2.4
2	B	393	C	2.4
2	B	684	G	2.4
2	B	2509	G	2.4
2	B	42	A	2.4
2	B	281	C	2.4
2	B	474	G	2.4
24	X	13	THR	2.4
5	E	144	GLU	2.4
29	2	28	ARG	2.4

*Continued on next page...*

*Continued from previous page...*

Mol	Chain	Res	Type	RSRZ
2	B	2241	A	2.4
2	B	2273	A	2.4
2	B	46	G	2.4
23	W	13	ARG	2.4
3	C	47	ARG	2.4
9	I	102	ARG	2.4
2	B	2082	A	2.4
2	B	2736	A	2.4
4	D	8	LYS	2.4
2	B	2559	C	2.4
19	S	81	SER	2.4
2	B	1214	A	2.4
2	B	1529	G	2.4
2	B	2440	C	2.4
3	C	229	HIS	2.4
2	B	134	G	2.4
2	B	799	G	2.4
24	X	14	GLY	2.4
12	L	67	THR	2.4
2	B	490	C	2.3
5	E	59	PRO	2.3
3	C	215	VAL	2.3
20	T	71	GLY	2.3
2	B	788	A	2.3
2	B	1215	G	2.3
12	L	13	LYS	2.3
4	D	2	ILE	2.3
19	S	85	ILE	2.3
2	B	1475	G	2.3
2	B	1246	A	2.3
12	L	58	TYR	2.3
2	B	1281	G	2.3
2	B	2671	G	2.3
2	B	2203	U	2.3
11	K	69	ARG	2.3
2	B	2444	G	2.3
24	X	24	THR	2.3
4	D	208	LYS	2.3
9	I	16	MET	2.3
2	B	245	G	2.3
2	B	2274	A	2.3
29	2	44	VAL	2.2

*Continued on next page...*

*Continued from previous page...*

Mol	Chain	Res	Type	RSRZ
2	B	1369	G	2.2
4	D	194	PRO	2.2
2	B	1704	C	2.2
2	B	2680	U	2.2
4	D	204	LYS	2.2
6	F	69	ALA	2.2
2	B	1452	G	2.2
2	B	2271	G	2.2
2	B	2567	G	2.2
2	B	243	U	2.2
24	X	17	ARG	2.2
2	B	228	C	2.2
10	J	81	ILE	2.2
17	Q	7	VAL	2.2
2	B	2774	C	2.2
12	L	70	LYS	2.2
2	B	389	G	2.2
3	C	34	GLU	2.2
3	C	54	GLY	2.1
2	B	432	A	2.1
2	B	1808	A	2.1
3	C	40	GLY	2.1
12	L	15	ALA	2.1
5	E	54	GLY	2.1
12	L	72	ALA	2.1
11	K	29	ARG	2.1
2	B	1584	U	2.1
10	J	129	GLU	2.1
11	K	66	LYS	2.1
4	D	10	GLY	2.1
2	B	55	G	2.1
16	P	30	TRP	2.1
2	B	2068	U	2.1
5	E	53	THR	2.1
2	B	2612	C	2.1
3	C	48	ILE	2.1
2	B	787	C	2.1
2	B	182	A	2.1
24	X	25	LYS	2.1
2	B	473	G	2.1
2	B	1949	G	2.1
2	B	2597	G	2.1

*Continued on next page...*

*Continued from previous page...*

Mol	Chain	Res	Type	RSRZ
2	B	2770	G	2.1
13	M	79	ALA	2.1
15	O	71	ALA	2.1
2	B	251	A	2.1
2	B	774	G	2.1
2	B	1464	G	2.1
2	B	2510	C	2.1
3	C	239	PHE	2.1
2	B	431	U	2.1
12	L	48	ARG	2.1
11	K	5	THR	2.1
2	B	447	A	2.1
11	K	42	ILE	2.1
2	B	2443	C	2.1
2	B	2245	U	2.0
4	D	105	LYS	2.0
17	Q	18	LYS	2.0
6	F	147	ARG	2.0
29	2	34	ARG	2.0
4	D	193	VAL	2.0
2	B	2276	G	2.0
16	P	32	VAL	2.0
2	B	1809	A	2.0
6	F	163	GLU	2.0
2	B	456	C	2.0
2	B	2558	C	2.0
6	F	160	LYS	2.0
2	B	2278	A	2.0
16	P	14	GLN	2.0
17	Q	6	GLY	2.0

## 6.2 Non-standard residues in protein, DNA, RNA chains ⓘ

There are no non-standard protein/DNA/RNA residues in this entry.

## 6.3 Carbohydrates ⓘ

There are no carbohydrates in this entry.

## 6.4 Ligands

In the following table, the Atoms column lists the number of modelled atoms in the group and the number defined in the chemical component dictionary. LLDF column lists the quality of electron density of the group with respect to its neighbouring residues in protein, DNA or RNA chains. The B-factors column lists the minimum, median, 95<sup>th</sup> percentile and maximum values of B factors of atoms in the group. The column labelled 'Q< 0.9' lists the number of atoms with occupancy less than 0.9.

Mol	Type	Chain	Res	Atoms	RSR	LLDF	B-factors(Å <sup>2</sup> )	Q<0.9
33	MG	B	2936	1/1	0.48	4.94	111,111,111,111	0
33	MG	B	2993	1/1	0.85	4.26	51,51,51,51	0
33	MG	B	2945	1/1	0.24	3.98	32,32,32,32	0
33	MG	B	2933	1/1	1.12	3.83	92,92,92,92	0
33	MG	B	2956	1/1	0.49	3.74	137,137,137,137	0
33	MG	B	2941	1/1	0.44	3.34	32,32,32,32	0
33	MG	B	2981	1/1	0.62	2.16	57,57,57,57	0
33	MG	B	2965	1/1	0.18	1.79	97,97,97,97	0
33	MG	B	2990	1/1	0.22	1.53	57,57,57,57	0
33	MG	B	2927	1/1	0.14	1.17	46,46,46,46	0
33	MG	B	2938	1/1	0.20	1.15	87,87,87,87	0
33	MG	B	3000	1/1	0.19	1.06	46,46,46,46	0
33	MG	B	2975	1/1	0.22	1.02	30,30,30,30	0
33	MG	B	2998	1/1	0.46	1.02	77,77,77,77	0
33	MG	B	2970	1/1	0.28	0.84	30,30,30,30	0
33	MG	B	2971	1/1	0.41	0.83	33,33,33,33	0
33	MG	B	2915	1/1	0.19	0.52	16,16,16,16	0
33	MG	B	2932	1/1	0.29	0.41	42,42,42,42	0
33	MG	B	2939	1/1	0.43	0.40	27,27,27,27	0
33	MG	B	2973	1/1	0.28	0.29	48,48,48,48	0
33	MG	B	3018	1/1	0.42	0.24	43,43,43,43	0
33	MG	B	2931	1/1	0.35	0.17	43,43,43,43	0
33	MG	B	2911	1/1	0.14	0.14	49,49,49,49	0
33	MG	B	2923	1/1	0.20	-0.19	43,43,43,43	0
33	MG	B	3006	1/1	0.47	-0.28	67,67,67,67	0
33	MG	B	2906	1/1	0.18	-0.30	44,44,44,44	0
33	MG	B	2952	1/1	0.23	-0.35	45,45,45,45	0
33	MG	B	2969	1/1	0.11	-0.42	67,67,67,67	0
33	MG	B	3003	1/1	0.17	-0.45	19,19,19,19	0
33	MG	B	2921	1/1	0.17	-0.48	34,34,34,34	0
33	MG	B	2947	1/1	0.13	-0.68	49,49,49,49	0
33	MG	B	2986	1/1	0.16	-0.69	104,104,104,104	0
33	MG	B	2913	1/1	0.14	-0.74	48,48,48,48	0
33	MG	B	2995	1/1	0.13	-0.76	39,39,39,39	0
33	MG	B	3014	1/1	0.17	-0.79	41,41,41,41	0

*Continued on next page...*



*Continued from previous page...*

Mol	Type	Chain	Res	Atoms	RSR	LLDF	B-factors( $\text{\AA}^2$ )	Q<0.9
33	MG	B	2934	1/1	0.21	-0.81	46,46,46,46	0
33	MG	B	2950	1/1	0.15	-0.87	47,47,47,47	0
32	ZN	4	401	1/1	0.10	-0.87	72,72,72,72	0
33	MG	B	3001	1/1	0.13	-0.91	39,39,39,39	0
33	MG	B	3017	1/1	0.19	-0.98	27,27,27,27	0
33	MG	B	2997	1/1	0.13	-1.08	54,54,54,54	0
33	MG	B	2992	1/1	0.15	-1.14	83,83,83,83	0
33	MG	B	2951	1/1	0.14	-1.15	36,36,36,36	0
33	MG	B	2984	1/1	0.10	-1.16	29,29,29,29	0
33	MG	B	2937	1/1	0.08	-1.20	43,43,43,43	0
33	MG	B	2991	1/1	0.10	-1.28	28,28,28,28	0
33	MG	B	2980	1/1	0.15	-1.34	49,49,49,49	0
33	MG	B	2960	1/1	0.06	-1.34	28,28,28,28	0
33	MG	B	2935	1/1	0.17	-1.35	16,16,16,16	0
33	MG	B	2907	1/1	0.07	-1.36	24,24,24,24	0
33	MG	B	3008	1/1	0.11	-1.39	50,50,50,50	0
33	MG	B	2963	1/1	0.10	-1.40	110,110,110,110	0
33	MG	B	2954	1/1	0.06	-1.42	51,51,51,51	0
33	MG	B	3021	1/1	0.07	-1.44	26,26,26,26	0
33	MG	B	3012	1/1	0.13	-1.50	36,36,36,36	0
33	MG	B	2926	1/1	0.12	-1.55	42,42,42,42	0
33	MG	B	3020	1/1	0.09	-1.58	54,54,54,54	0
33	MG	B	2966	1/1	0.07	-1.58	54,54,54,54	0
33	MG	B	2959	1/1	0.08	-1.63	30,30,30,30	0
33	MG	B	2908	1/1	0.09	-1.67	21,21,21,21	0
33	MG	B	2910	1/1	0.07	-1.67	38,38,38,38	0
33	MG	B	2972	1/1	0.06	-1.67	35,35,35,35	0
33	MG	B	2989	1/1	0.09	-1.70	21,21,21,21	0
33	MG	B	2914	1/1	0.09	-1.73	20,20,20,20	0
33	MG	B	2916	1/1	0.09	-1.73	37,37,37,37	0
33	MG	B	2987	1/1	0.09	-1.73	31,31,31,31	0
33	MG	B	3023	1/1	0.06	-1.77	64,64,64,64	0
33	MG	B	2929	1/1	0.13	-1.79	40,40,40,40	0
33	MG	B	2996	1/1	0.10	-1.80	44,44,44,44	0
33	MG	B	2922	1/1	0.17	-1.89	32,32,32,32	0
33	MG	B	3007	1/1	0.06	-1.91	46,46,46,46	0
33	MG	B	3015	1/1	0.03	-1.93	38,38,38,38	0
33	MG	B	2976	1/1	0.13	-1.95	39,39,39,39	0
33	MG	B	2919	1/1	0.14	-2.00	49,49,49,49	0
33	MG	B	2942	1/1	0.13	-2.01	19,19,19,19	0
33	MG	B	2982	1/1	0.19	-2.02	28,28,28,28	0
33	MG	B	3002	1/1	0.12	-2.03	42,42,42,42	0

*Continued on next page...*

*Continued from previous page...*

Mol	Type	Chain	Res	Atoms	RSR	LLDF	B-factors( $\text{\AA}^2$ )	Q<0.9
33	MG	B	2944	1/1	0.12	-2.04	41,41,41,41	0
33	MG	B	2968	1/1	0.13	-2.06	32,32,32,32	0
33	MG	B	3010	1/1	0.11	-2.08	29,29,29,29	0
33	MG	B	2925	1/1	0.14	-2.17	50,50,50,50	0
33	MG	B	2930	1/1	0.05	-2.18	38,38,38,38	0
33	MG	B	2918	1/1	0.10	-2.25	32,32,32,32	0
33	MG	B	3016	1/1	0.11	-2.27	52,52,52,52	0
33	MG	B	2974	1/1	0.15	-2.28	61,61,61,61	0
33	MG	B	3013	1/1	0.08	-2.31	28,28,28,28	0
33	MG	B	2977	1/1	0.15	-2.42	7,7,7,7	0
33	MG	B	2943	1/1	0.10	-2.51	95,95,95,95	0
33	MG	B	2988	1/1	0.08	-2.53	26,26,26,26	0
33	MG	B	2964	1/1	0.09	-2.58	35,35,35,35	0
33	MG	B	2917	1/1	0.09	-2.64	62,62,62,62	0
33	MG	B	2994	1/1	0.12	-2.69	62,62,62,62	0
33	MG	B	3011	1/1	0.06	-2.74	24,24,24,24	0
33	MG	B	2999	1/1	0.05	-2.82	26,26,26,26	0
33	MG	B	2958	1/1	0.11	-2.86	53,53,53,53	0
33	MG	B	3005	1/1	0.05	-2.87	44,44,44,44	0
33	MG	B	2983	1/1	0.07	-2.93	18,18,18,18	0
33	MG	B	2924	1/1	0.08	-2.95	25,25,25,25	0
33	MG	B	3022	1/1	0.05	-2.96	35,35,35,35	0
33	MG	B	2912	1/1	0.07	-2.96	55,55,55,55	0
33	MG	B	2940	1/1	0.08	-2.97	36,36,36,36	0
33	MG	B	2928	1/1	0.08	-2.97	22,22,22,22	0
33	MG	B	2961	1/1	0.05	-2.99	63,63,63,63	0
33	MG	B	2920	1/1	0.07	-3.19	43,43,43,43	0
33	MG	B	2978	1/1	0.06	-3.29	9,9,9,9	0
33	MG	B	2955	1/1	0.07	-3.37	48,48,48,48	0
33	MG	B	2957	1/1	0.06	-3.73	37,37,37,37	0
33	MG	B	2949	1/1	0.07	-3.86	140,140,140,140	0
33	MG	B	2962	1/1	0.08	-3.93	136,136,136,136	0
33	MG	B	2905	1/1	0.07	-4.20	14,14,14,14	0
33	MG	B	3009	1/1	0.04	-4.20	18,18,18,18	0
33	MG	B	2948	1/1	0.07	-4.35	20,20,20,20	0
33	MG	B	3004	1/1	0.04	-5.35	10,10,10,10	0
33	MG	B	2946	1/1	0.04	-5.42	56,56,56,56	0
33	MG	B	2985	1/1	0.07	-5.66	36,36,36,36	0
33	MG	B	2979	1/1	0.06	-6.42	46,46,46,46	0
33	MG	B	2967	1/1	0.04	-6.68	45,45,45,45	0
33	MG	B	2953	1/1	0.07	-7.21	42,42,42,42	0
33	MG	B	2909	1/1	0.08	-13.11	66,66,66,66	0

*Continued on next page...*

*Continued from previous page...*

Mol	Type	Chain	Res	Atoms	RSR	LLDF	B-factors( $\text{\AA}^2$ )	Q<0.9
33	MG	B	3019	1/1	0.34	-	132,132,132,132	0

## 6.5 Other polymers ⓘ

There are no such residues in this entry.