



# Full wwPDB X-ray Structure Validation Report ⓘ

Mar 1, 2014 – 04:10 AM GMT

PDB ID : 4I3T  
Title : Structure of phosphonoacetaldehydedehydrogenase in the apo state  
Authors : Nair, S.K.; Agarwal, V.  
Deposited on : 2012-11-26  
Resolution : 2.10 Å(reported)

This is a full wwPDB validation report for a publicly released PDB entry.  
We welcome your comments at [validation@mail.wwpdb.org](mailto:validation@mail.wwpdb.org)  
A user guide is available at <http://wwpdb.org/ValidationPDFNotes.html>

---

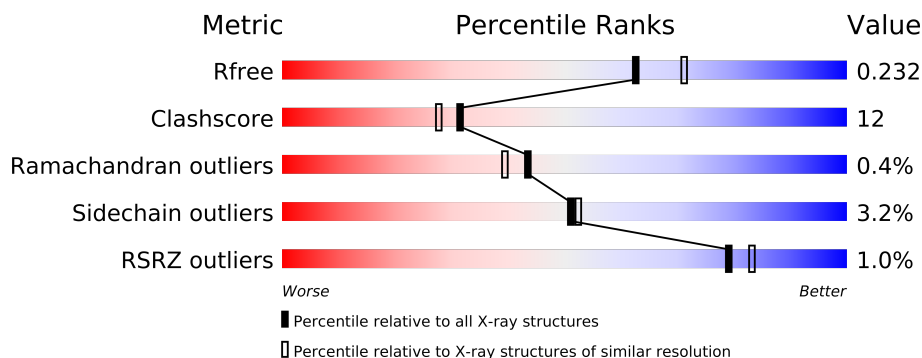
The following versions of software and data (see [references](#)) were used in the production of this report:

MolProbity : 4.02b-467  
Mogul : 1.15 2013  
Xtriage (Phenix) : dev-1323  
EDS : stable22639  
Percentile statistics : 21963  
Refmac : 5.8.0049  
CCP4 : 6.3.0 (Settle)  
Ideal geometry (proteins) : Engh & Huber (2001)  
Ideal geometry (DNA, RNA) : Parkinson et. al. (1996)  
Validation Pipeline (wwPDB-VP) : stable22683

# 1 Overall quality at a glance

The reported resolution of this entry is 2.10 Å.

Percentile scores (ranging between 0-100) for global validation metrics of the entry are shown in the following graphic. The table shows the number of entries on which the scores are based.



Metric	Whole archive (#Entries)	Similar resolution (#Entries, resolution range(Å))
$R_{free}$	66092	3012 (2.10-2.10)
Clashscore	79885	3649 (2.10-2.10)
Ramachandran outliers	78287	3610 (2.10-2.10)
Sidechain outliers	78261	3611 (2.10-2.10)
RSRZ outliers	66119	3013 (2.10-2.10)

The table below summarises the geometric issues observed across the polymeric chains and their fit to the electron density. The red, orange, yellow and green segments on the lower bar indicate the fraction of residues that contain outliers for  $\geq 3$ , 2, 1 and 0 types of geometric quality criteria. The upper red bar (where present) indicates the fraction of residues that have poor fit to the electron density.

Mol	Chain	Length	Quality of chain
1	A	488	
1	B	488	
1	C	488	
1	D	488	
1	E	488	
1	F	488	
1	G	488	
1	H	488	

## 2 Entry composition

There are 3 unique types of molecules in this entry. The entry contains 31513 atoms, of which 0 are hydrogen and 0 are deuterium.

In the tables below, the ZeroOcc column contains the number of atoms modelled with zero occupancy, the AltConf column contains the number of residues with at least one atom in alternate conformation and the Trace column contains the number of residues modelled with at most 2 atoms.

- Molecule 1 is a protein called Aldehyde dehydrogenase (NAD+).

Mol	Chain	Residues	Atoms					ZeroOcc	AltConf	Trace
1	A	474	Total	C	N	O	S	0	0	0
			3637	2300	634	684	19			
1	B	474	Total	C	N	O	S	0	2	0
			3653	2310	640	684	19			
1	C	474	Total	C	N	O	S	0	1	0
			3645	2305	637	684	19			
1	D	474	Total	C	N	O	S	0	1	0
			3645	2305	637	684	19			
1	E	474	Total	C	N	O	S	0	1	0
			3645	2305	637	684	19			
1	F	474	Total	C	N	O	S	0	0	0
			3637	2300	634	684	19			
1	G	474	Total	C	N	O	S	0	1	0
			3645	2305	637	684	19			
1	H	474	Total	C	N	O	S	0	0	0
			3637	2300	634	684	19			

There are 24 discrepancies between the modelled and reference sequences:

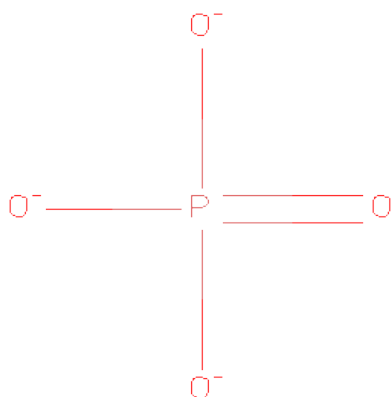
Chain	Residue	Modelled	Actual	Comment	Reference
A	-2	GLY	-	EXPRESSION TAG	UNP Q92UV7
A	-1	SER	-	EXPRESSION TAG	UNP Q92UV7
A	0	HIS	-	EXPRESSION TAG	UNP Q92UV7
B	-2	GLY	-	EXPRESSION TAG	UNP Q92UV7
B	-1	SER	-	EXPRESSION TAG	UNP Q92UV7
B	0	HIS	-	EXPRESSION TAG	UNP Q92UV7
C	-2	GLY	-	EXPRESSION TAG	UNP Q92UV7
C	-1	SER	-	EXPRESSION TAG	UNP Q92UV7
C	0	HIS	-	EXPRESSION TAG	UNP Q92UV7
D	-2	GLY	-	EXPRESSION TAG	UNP Q92UV7
D	-1	SER	-	EXPRESSION TAG	UNP Q92UV7
D	0	HIS	-	EXPRESSION TAG	UNP Q92UV7
E	-2	GLY	-	EXPRESSION TAG	UNP Q92UV7

*Continued on next page...*

Continued from previous page...

Chain	Residue	Modelled	Actual	Comment	Reference
E	-1	SER	-	EXPRESSION TAG	UNP Q92UV7
E	0	HIS	-	EXPRESSION TAG	UNP Q92UV7
F	-2	GLY	-	EXPRESSION TAG	UNP Q92UV7
F	-1	SER	-	EXPRESSION TAG	UNP Q92UV7
F	0	HIS	-	EXPRESSION TAG	UNP Q92UV7
G	-2	GLY	-	EXPRESSION TAG	UNP Q92UV7
G	-1	SER	-	EXPRESSION TAG	UNP Q92UV7
G	0	HIS	-	EXPRESSION TAG	UNP Q92UV7
H	-2	GLY	-	EXPRESSION TAG	UNP Q92UV7
H	-1	SER	-	EXPRESSION TAG	UNP Q92UV7
H	0	HIS	-	EXPRESSION TAG	UNP Q92UV7

- Molecule 2 is PHOSPHATE ION (three-letter code: PO4) (formula: O<sub>4</sub>P).



Mol	Chain	Residues	Atoms			ZeroOcc	AltConf
2	A	1	Total	O	P	0	0
			5	4	1		
2	B	1	Total	O	P	0	0
			5	4	1		
2	C	1	Total	O	P	0	0
			5	4	1		
2	D	1	Total	O	P	0	0
			5	4	1		
2	E	1	Total	O	P	0	0
			5	4	1		
2	F	1	Total	O	P	0	0
			5	4	1		

Continued on next page...

*Continued from previous page...*

Mol	Chain	Residues	Atoms			ZeroOcc	AltConf
2	G	1	Total	O	P	0	0
			5	4	1		
2	H	1	Total	O	P	0	0
			5	4	1		

- Molecule 3 is water.

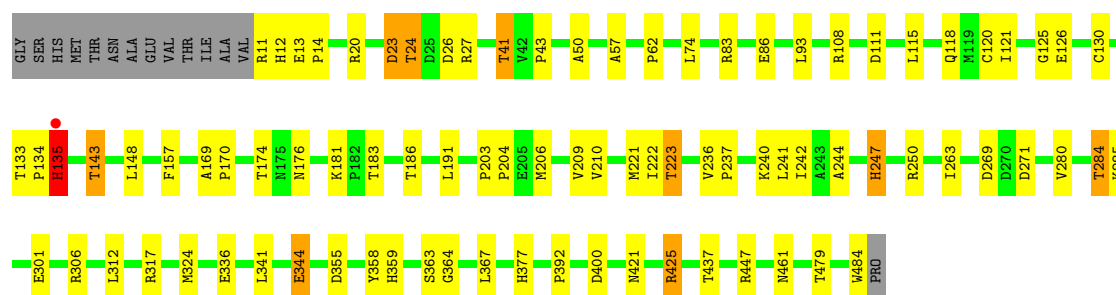
Mol	Chain	Residues	Atoms		ZeroOcc	AltConf
3	A	381	Total	O	0	0
			381	381		
3	B	344	Total	O	0	0
			344	344		
3	C	264	Total	O	0	0
			264	264		
3	D	257	Total	O	0	0
			257	257		
3	E	288	Total	O	0	0
			288	288		
3	F	274	Total	O	0	0
			274	274		
3	G	245	Total	O	0	0
			245	245		
3	H	276	Total	O	0	0
			276	276		

### 3 Residue-property plots

These plots are drawn for all protein, RNA and DNA chains in the entry. The first graphic for a chain summarises the proportions of errors displayed in the second graphic. The second graphic shows the sequence view annotated by issues in geometry and electron density. Residues are color-coded according to the number of geometric quality criteria for which they contain at least one outlier: green = 0, yellow = 1, orange = 2 and red = 3 or more. A red dot above a residue indicates a poor fit to the electron density ( $RSRZ > 2$ ). Stretches of 2 or more consecutive residues without any outlier are shown as a green connector. Residues present in the sample, but not in the model, are shown in grey.

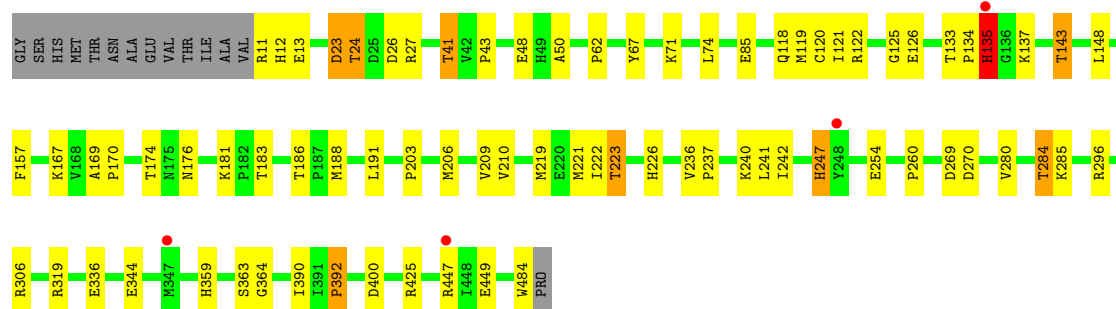
#### • Molecule 1: Aldehyde dehydrogenase (NAD+)

Chain A: 



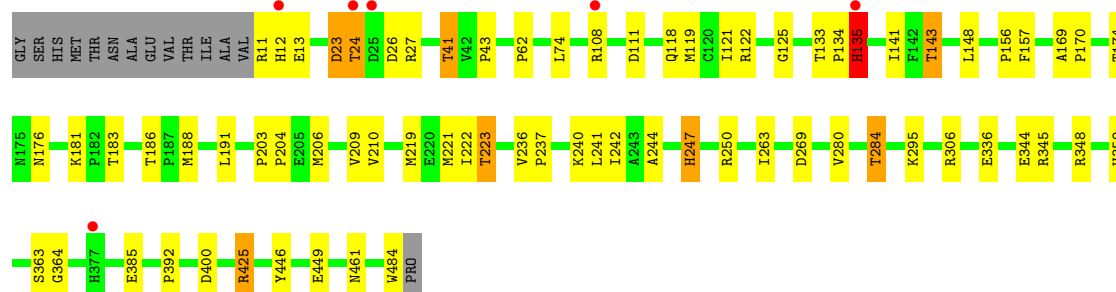
#### • Molecule 1: Aldehyde dehydrogenase (NAD+)

Chain B: 



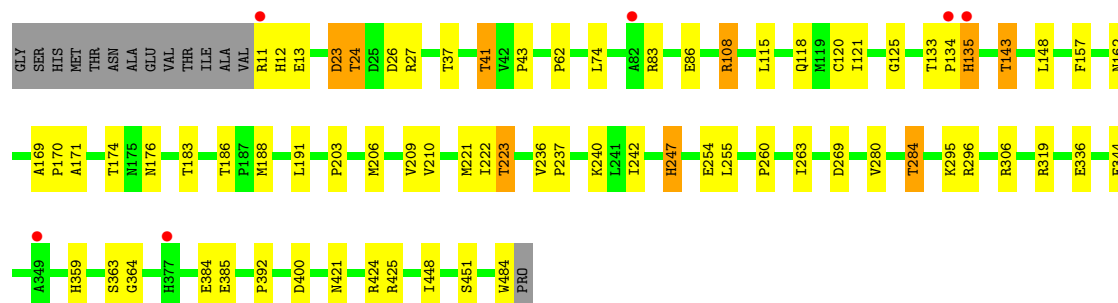
#### • Molecule 1: Aldehyde dehydrogenase (NAD+)

Chain C: 



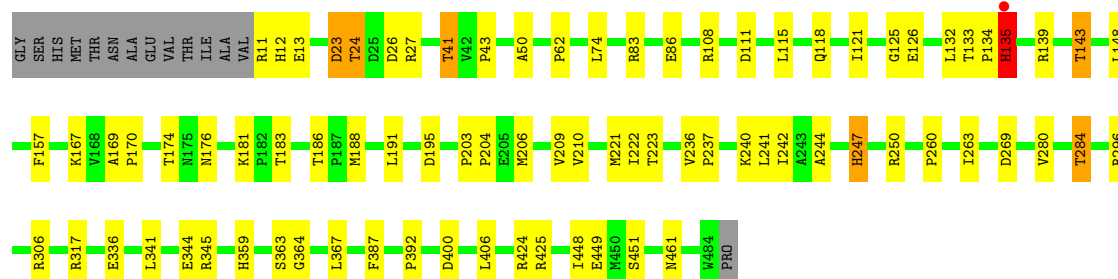
- Molecule 1: Aldehyde dehydrogenase (NAD+)

Chain D:



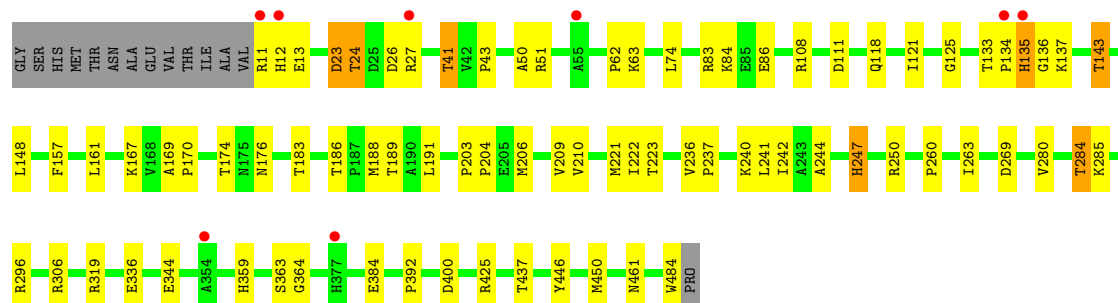
- Molecule 1: Aldehyde dehydrogenase (NAD+)

Chain E:



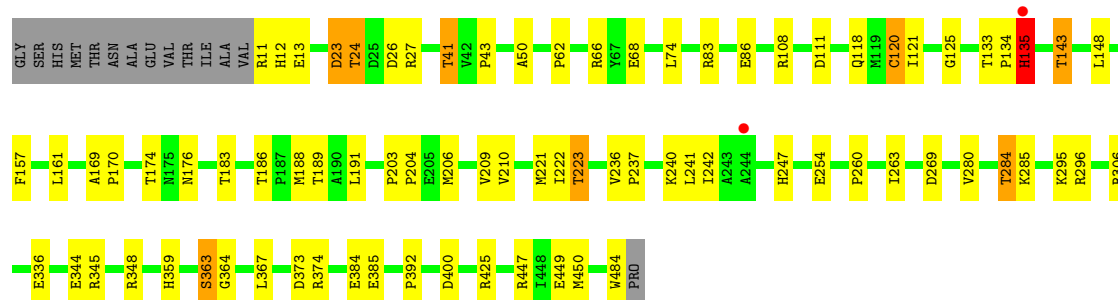
- Molecule 1: Aldehyde dehydrogenase (NAD+)

Chain F:



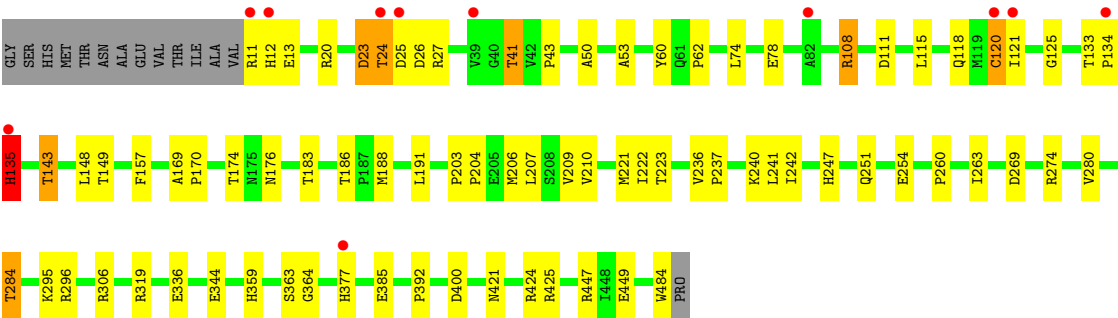
- Molecule 1: Aldehyde dehydrogenase (NAD+)

Chain G:



● Molecule 1: Aldehyde dehydrogenase (NAD+)

Chain H: 





## 4 Data and refinement statistics

Property	Value	Source
Space group	P 1 21 1	Depositor
Cell constants a, b, c, $\alpha$ , $\beta$ , $\gamma$	95.72Å 172.79Å 142.58Å 90.00° 107.57° 90.00°	Depositor
Resolution (Å)	24.87 – 2.10 39.78 – 2.10	Depositor EDS
% Data completeness (in resolution range)	96.2 (24.87-2.10) 96.2 (39.78-2.10)	Depositor EDS
$R_{merge}$	0.12	Depositor
$R_{sym}$	(Not available)	Depositor
$\langle I/\sigma(I) \rangle$ <sup>1</sup>	1.59 (at 2.10Å)	Xtriage
Refinement program	PHENIX (phenix.refine: 1.7.1_743)	Depositor
R, $R_{free}$	0.198 , 0.237 0.194 , 0.232	Depositor DCC
$R_{free}$ test set	12333 reflections (5.00%)	DCC
Wilson B-factor (Å <sup>2</sup> )	28.8	Xtriage
Anisotropy	0.089	Xtriage
Bulk solvent $k_{sol}$ (e/Å <sup>3</sup> ), $B_{sol}$ (Å <sup>2</sup> )	0.36 , 37.0	EDS
Estimated twinning fraction	0.018 for h,-k,-h-l	Xtriage
L-test for twinning	$\langle  L  \rangle = 0.49$ , $\langle L^2 \rangle = 0.32$	Xtriage
Outliers	0 of 246726 reflections	Xtriage
$F_o, F_c$ correlation	0.95	EDS
Total number of atoms	31513	wwPDB-VP
Average B, all atoms (Å <sup>2</sup> )	33.0	wwPDB-VP

Xtriage's analysis on translational NCS is as follows: *The largest off-origin peak in the Patterson function is 2.50% of the height of the origin peak. No significant pseudotranslation is detected.*

<sup>1</sup>Intensities estimated from amplitudes.

## 5 Model quality ⓘ

### 5.1 Standard geometry ⓘ

Bond lengths and bond angles in the following residue types are not validated in this section: PO4

The Z score for a bond length (or angle) is the number of standard deviations the observed value is removed from the expected value. A bond length (or angle) with  $|Z| > 5$  is considered an outlier worth inspection. RMSZ is the root-mean-square of all Z scores of the bond lengths (or angles).

Mol	Chain	Bond lengths		Bond angles	
		RMSZ	# $ Z  > 5$	RMSZ	# $ Z  > 5$
1	A	0.46	1/3709 (0.0%)	0.60	2/5044 (0.0%)
1	B	0.45	1/3731 (0.0%)	0.61	3/5072 (0.1%)
1	C	0.42	0/3720	0.57	2/5058 (0.0%)
1	D	0.43	1/3720 (0.0%)	0.57	0/5058
1	E	0.43	0/3720	0.70	4/5058 (0.1%)
1	F	0.44	0/3709	0.58	0/5044
1	G	0.43	1/3720 (0.0%)	0.58	1/5058 (0.0%)
1	H	0.44	1/3709 (0.0%)	0.59	1/5044 (0.0%)
All	All	0.44	5/29738 (0.0%)	0.60	13/40436 (0.0%)

All (5) bond length outliers are listed below:

Mol	Chain	Res	Type	Atoms	Z	Observed(Å)	Ideal(Å)
1	D	120	CYS	CB-SG	-6.24	1.71	1.82
1	G	120	CYS	CB-SG	-6.00	1.72	1.82
1	B	120	CYS	CB-SG	-5.22	1.73	1.81
1	H	120	CYS	CB-SG	-5.05	1.73	1.81
1	A	120	CYS	CB-SG	-5.04	1.73	1.81

All (13) bond angle outliers are listed below:

Mol	Chain	Res	Type	Atoms	Z	Observed(°)	Ideal(°)
1	E	345	ARG	NE-CZ-NH2	19.74	130.17	120.30
1	E	345	ARG	NE-CZ-NH1	-19.60	110.50	120.30
1	E	345	ARG	CD-NE-CZ	8.76	135.86	123.60
1	B	241	LEU	CA-CB-CG	6.88	131.14	115.30
1	B	241	LEU	CB-CG-CD1	5.70	120.70	111.00
1	C	135	HIS	CB-CA-C	5.31	121.03	110.40
1	A	135	HIS	CB-CA-C	5.25	120.91	110.40
1	A	425	ARG	NE-CZ-NH2	-5.22	117.69	120.30

*Continued on next page...*

*Continued from previous page...*

Mol	Chain	Res	Type	Atoms	Z	Observed(°)	Ideal(°)
1	C	425	ARG	NE-CZ-NH2	-5.17	117.71	120.30
1	E	135	HIS	CB-CA-C	5.09	120.58	110.40
1	G	135	HIS	CB-CA-C	5.04	120.47	110.40
1	H	135	HIS	CB-CA-C	5.03	120.46	110.40
1	B	135	HIS	CB-CA-C	5.03	120.45	110.40

There are no chirality outliers.

There are no planarity outliers.

## 5.2 Close contacts ⓘ

In the following table, the Non-H and H(model) columns list the number of non-hydrogen atoms and hydrogen atoms in the chain respectively. The H(added) column lists the number of hydrogens added by MolProbity. The Clashes column lists the number of clashes within the asymmetric unit, and the number in parentheses is this value normalized per 1000 atoms of the molecule in the chain. The Symm-Clashes column gives symmetry related clashes, in the same way as for the Clashes column.

Mol	Chain	Non-H	H(model)	H(added)	Clashes	Symm-Clashes
1	A	3637	0	3668	122	1
1	B	3653	0	3694	95	1
1	C	3645	0	3681	94	0
1	D	3645	0	3681	69	0
1	E	3645	0	3681	101	0
1	F	3637	0	3668	94	0
1	G	3645	0	3681	82	0
1	H	3637	0	3668	90	0
2	A	5	0	0	1	0
2	B	5	0	0	1	0
2	C	5	0	0	0	0
2	D	5	0	0	0	0
2	E	5	0	0	0	0
2	F	5	0	0	0	0
2	G	5	0	0	1	0
2	H	5	0	0	1	0
3	A	381	0	0	35	0
3	B	344	0	0	19	1
3	C	264	0	0	12	0
3	D	257	0	0	15	1
3	E	288	0	0	21	0
3	F	274	0	0	20	0

*Continued on next page...*

*Continued from previous page...*

Mol	Chain	Non-H	H(model)	H(added)	Clashes	Symm-Clashes
3	G	245	0	0	20	1
3	H	276	0	0	29	1
All	All	31513	0	29422	679	3

Clashscore is defined as the number of clashes calculated for the entry per 1000 atoms (including hydrogens) of the entry. The overall clashscore for this entry is 12.

All (679) close contacts within the same asymmetric unit are listed below.

Atom-1	Atom-2	Distance(Å)	Clash(Å)
1:A:221:MET:SD	3:A:972:HOH:O	1.91	1.29
1:C:348:ARG:NH2	3:C:786:HOH:O	1.62	1.25
1:G:348:ARG:NH2	3:G:643:HOH:O	1.75	1.16
1:F:221:MET:SD	3:F:870:HOH:O	2.03	1.12
1:F:135:HIS:O	1:F:135:HIS:ND1	1.88	1.06
1:B:285:LYS:HE2	3:B:901:HOH:O	1.55	1.04
1:A:206:MET:SD	3:A:951:HOH:O	2.13	1.04
1:H:135:HIS:ND1	1:H:135:HIS:O	1.91	1.02
1:D:135:HIS:O	1:D:135:HIS:ND1	1.93	1.02
1:G:135:HIS:O	1:G:135:HIS:ND1	1.93	1.02
1:E:135:HIS:O	1:E:135:HIS:ND1	1.92	1.02
1:D:424:ARG:NH1	3:D:803:HOH:O	1.93	1.01
1:E:206:MET:SD	3:E:658:HOH:O	2.18	1.01
1:B:221:MET:SD	3:B:930:HOH:O	2.17	1.01
1:B:270:ASP:OD1	1:H:319:ARG:NH2	1.91	1.00
1:A:135:HIS:O	1:A:135:HIS:ND1	1.94	1.00
1:G:108[B]:ARG:NH1	1:G:111:ASP:OD2	1.95	1.00
1:C:247:HIS:CD2	1:E:244:ALA:HA	1.97	0.99
1:C:247:HIS:HD2	1:E:244:ALA:HA	1.27	0.99
1:B:135:HIS:ND1	1:B:135:HIS:O	1.94	0.99
1:C:135:HIS:O	1:C:135:HIS:ND1	1.94	0.99
1:A:115:LEU:HB3	3:A:793:HOH:O	1.60	0.99
1:A:244:ALA:HA	1:F:247:HIS:CD2	2.00	0.95
1:E:108[B]:ARG:NH2	1:E:111:ASP:OD2	1.99	0.95
1:C:148:LEU:H	1:C:176:ASN:HD21	1.13	0.95
1:E:449:GLU:OE1	3:E:707:HOH:O	1.85	0.94
1:G:148:LEU:H	1:G:176:ASN:HD21	1.11	0.94
1:B:148:LEU:H	1:B:176:ASN:HD21	1.17	0.92
1:C:244:ALA:HA	1:E:247:HIS:CD2	2.05	0.92
1:H:148:LEU:H	1:H:176:ASN:HD21	1.13	0.91
1:H:449:GLU:HB2	3:H:864:HOH:O	1.71	0.90
1:D:148:LEU:H	1:D:176:ASN:HD21	1.19	0.89
1:H:118:GLN:HG2	3:H:868:HOH:O	1.73	0.89

*Continued on next page...*

*Continued from previous page...*

Atom-1	Atom-2	Distance(Å)	Clash(Å)
1:E:148:LEU:H	1:E:176:ASN:HD21	1.15	0.88
1:A:148:LEU:H	1:A:176:ASN:HD21	1.15	0.88
1:H:421:ASN:HB3	3:H:627:HOH:O	1.72	0.88
1:F:148:LEU:H	1:F:176:ASN:HD21	1.17	0.87
1:G:254:GLU:OE1	3:G:780:HOH:O	1.91	0.87
1:A:12:HIS:CD2	1:B:85:GLU:HB3	2.10	0.86
1:E:451:SER:OG	3:E:888:HOH:O	1.93	0.86
1:A:355:ASP:OD1	3:A:941:HOH:O	1.92	0.85
1:A:421:ASN:HB3	3:A:652:HOH:O	1.76	0.84
1:H:424:ARG:NH1	3:H:794:HOH:O	2.10	0.84
1:F:384:GLU:OE1	3:F:739:HOH:O	1.95	0.84
1:C:247:HIS:HD2	1:E:244:ALA:CA	1.91	0.84
1:G:450:MET:HA	3:G:834:HOH:O	1.78	0.83
1:B:270:ASP:OD1	1:H:319:ARG:CZ	2.27	0.83
1:B:270:ASP:OD1	1:H:319:ARG:NH1	2.11	0.83
1:E:108[A]:ARG:HD2	1:E:449:GLU:OE2	1.77	0.83
1:A:12:HIS:NE2	1:B:85:GLU:HB3	1.93	0.82
1:C:108[B]:ARG:NH2	1:E:135:HIS:CD2	2.47	0.82
1:B:254:GLU:OE1	3:B:817:HOH:O	1.96	0.81
1:E:424:ARG:NH1	3:E:802:HOH:O	2.14	0.81
1:A:437:THR:HG23	3:A:979:HOH:O	1.79	0.81
1:B:62:PRO:HB3	1:B:206:MET:HE2	1.63	0.81
1:D:108[B]:ARG:NH2	3:D:855:HOH:O	2.12	0.80
1:H:11:ARG:NH2	3:H:739:HOH:O	2.13	0.80
1:C:174:THR:HB	3:C:857:HOH:O	1.80	0.80
1:D:384:GLU:OE1	3:D:679:HOH:O	1.99	0.80
1:A:12:HIS:HD2	1:A:41:THR:HG21	1.47	0.80
1:H:62:PRO:HB3	1:H:206:MET:HE2	1.64	0.79
1:G:62:PRO:HB3	1:G:206:MET:HE2	1.64	0.79
1:H:174:THR:HG23	1:H:176:ASN:OD1	1.83	0.79
1:C:108[B]:ARG:NH1	1:C:111:ASP:OD2	2.16	0.78
1:H:13:GLU:OE2	3:H:739:HOH:O	2.02	0.78
1:B:71:LYS:HE2	3:B:830:HOH:O	1.82	0.78
1:H:484:TRP:C	3:H:870:HOH:O	2.22	0.78
1:C:174:THR:HG23	1:C:176:ASN:OD1	1.85	0.77
1:H:115:LEU:CD1	3:H:864:HOH:O	2.31	0.77
1:A:247:HIS:CD2	1:F:244:ALA:HA	2.18	0.77
1:E:115:LEU:HB3	3:E:719:HOH:O	1.84	0.77
1:B:122:ARG:HG2	1:C:122:ARG:NH2	2.00	0.77
1:E:11:ARG:NH1	3:E:747:HOH:O	2.00	0.77
1:C:244:ALA:HA	1:E:247:HIS:HD2	1.48	0.76
1:D:62:PRO:HB3	1:D:206:MET:HE2	1.66	0.76

*Continued on next page...*

*Continued from previous page...*

Atom-1	Atom-2	Distance(Å)	Clash(Å)
1:A:247:HIS:HD2	1:F:244:ALA:CB	1.98	0.76
1:A:174:THR:HG23	1:A:176:ASN:OD1	1.85	0.75
1:A:108:ARG:NH1	1:F:135:HIS:CD2	2.54	0.75
1:B:285:LYS:CE	3:B:901:HOH:O	2.23	0.75
1:A:317:ARG:NH1	3:A:933:HOH:O	2.18	0.75
1:A:20:ARG:NH1	3:A:914:HOH:O	2.18	0.75
1:A:324:MET:SD	3:A:981:HOH:O	2.44	0.75
1:A:93:LEU:HG	3:A:981:HOH:O	1.88	0.74
1:H:53:ALA:O	3:H:615:HOH:O	2.04	0.74
1:A:12:HIS:CD2	1:B:85:GLU:CB	2.69	0.74
1:E:448:ILE:HG12	3:E:888:HOH:O	1.88	0.74
1:A:244:ALA:HA	1:F:247:HIS:HD2	1.49	0.74
1:B:174:THR:HG23	1:B:176:ASN:OD1	1.87	0.74
1:C:244:ALA:CB	1:E:247:HIS:HD2	2.01	0.73
1:D:451:SER:OG	3:D:857:HOH:O	2.07	0.73
1:D:280:VAL:O	1:D:284:THR:HB	1.88	0.73
1:F:280:VAL:O	1:F:284:THR:HB	1.89	0.73
1:B:12:HIS:HD2	1:B:41:THR:HG21	1.54	0.73
1:A:27:ARG:HE	1:A:41:THR:HG23	1.53	0.73
1:B:122:ARG:NH2	1:C:122:ARG:HG2	2.03	0.73
1:A:27:ARG:HE	1:A:41:THR:CG2	2.02	0.72
1:E:280:VAL:O	1:E:284:THR:HB	1.88	0.72
1:E:62:PRO:HB3	1:E:206:MET:HE2	1.71	0.72
1:F:174:THR:HG23	1:F:176:ASN:OD1	1.88	0.72
1:D:174:THR:HG23	1:D:176:ASN:OD1	1.90	0.72
1:H:280:VAL:O	1:H:284:THR:HB	1.89	0.72
1:C:484:TRP:C	3:C:861:HOH:O	2.27	0.72
1:B:280:VAL:O	1:B:284:THR:HB	1.91	0.71
1:E:174:THR:HG23	1:E:176:ASN:OD1	1.89	0.71
1:E:11:ARG:N	3:E:783:HOH:O	2.23	0.71
1:C:244:ALA:CA	1:E:247:HIS:HD2	2.03	0.71
1:C:280:VAL:O	1:C:284:THR:HB	1.91	0.71
1:H:251:GLN:OE1	3:H:848:HOH:O	2.08	0.70
1:C:62:PRO:HB3	1:C:206:MET:HE2	1.73	0.70
1:A:244:ALA:CB	1:F:247:HIS:HD2	2.04	0.70
1:G:280:VAL:O	1:G:284:THR:HB	1.90	0.70
1:A:271:ASP:OD2	3:A:974:HOH:O	2.10	0.70
1:G:23:ASP:OD1	1:G:27:ARG:NH1	2.24	0.70
1:C:183:THR:HG22	3:C:634:HOH:O	1.92	0.70
1:C:27:ARG:HE	1:C:41:THR:CG2	2.04	0.70
1:A:183:THR:HG22	3:A:670:HOH:O	1.92	0.69
1:H:125:GLY:HA2	1:H:143:THR:HG22	1.75	0.69

*Continued on next page...*

*Continued from previous page...*

Atom-1	Atom-2	Distance(Å)	Clash(Å)
1:E:27:ARG:HE	1:E:41:THR:CG2	2.05	0.69
1:A:108:ARG:NH1	1:F:135:HIS:HD2	1.90	0.69
1:C:108[B]:ARG:NH2	1:E:135:HIS:HD2	1.88	0.69
1:A:244:ALA:CA	1:F:247:HIS:HD2	2.05	0.69
1:D:37:THR:HG21	1:G:363:SER:HB2	1.75	0.69
1:D:23:ASP:OD1	1:D:27:ARG:NH1	2.26	0.69
1:F:319:ARG:HD3	3:F:671:HOH:O	1.91	0.69
1:F:12:HIS:HD2	1:F:41:THR:HG21	1.56	0.69
1:E:108[A]:ARG:NH2	3:E:707:HOH:O	2.26	0.69
1:H:27:ARG:HE	1:H:41:THR:CG2	2.06	0.68
1:G:174:THR:HG23	1:G:176:ASN:OD1	1.93	0.68
1:B:23:ASP:OD1	1:B:27:ARG:NH1	2.25	0.68
1:A:27:ARG:HH21	1:A:41:THR:CG2	2.07	0.68
1:B:27:ARG:HE	1:B:41:THR:CG2	2.07	0.68
1:C:12:HIS:HD2	1:C:41:THR:HG21	1.59	0.68
1:D:27:ARG:HE	1:D:41:THR:CG2	2.07	0.68
1:D:12:HIS:HD2	1:D:41:THR:HG21	1.58	0.68
1:H:12:HIS:HD2	1:H:41:THR:HG21	1.59	0.68
1:E:23:ASP:OD1	1:E:27:ARG:NH1	2.26	0.68
1:E:108[A]:ARG:CZ	3:E:707:HOH:O	2.42	0.68
1:G:27:ARG:HE	1:G:41:THR:CG2	2.07	0.67
1:D:37:THR:HG21	1:G:363:SER:CB	2.25	0.67
1:H:23:ASP:OD1	1:H:27:ARG:NH1	2.27	0.67
1:B:133:THR:O	3:B:865:HOH:O	2.12	0.67
1:C:23:ASP:OD1	1:C:27:ARG:NH1	2.28	0.67
1:A:484:TRP:C	3:A:975:HOH:O	2.33	0.66
1:H:115:LEU:HD13	3:H:864:HOH:O	1.92	0.66
1:F:23:ASP:OD1	1:F:27:ARG:NH1	2.28	0.66
1:G:11:ARG:N	3:G:725:HOH:O	2.28	0.66
1:A:280:VAL:O	1:A:284:THR:HB	1.95	0.66
1:F:125:GLY:HA2	1:F:143:THR:HG22	1.77	0.66
1:H:115:LEU:HD12	3:H:864:HOH:O	1.94	0.66
1:C:174:THR:CB	3:C:857:HOH:O	2.41	0.66
1:F:27:ARG:NH2	3:F:845:HOH:O	2.29	0.66
1:A:377:HIS:NE2	3:A:777:HOH:O	2.20	0.66
1:D:400:ASP:OD2	1:D:425:ARG:HD2	1.95	0.66
1:G:400:ASP:OD2	1:G:425:ARG:HD2	1.95	0.66
1:G:12:HIS:HD2	1:G:41:THR:HG21	1.59	0.66
1:C:27:ARG:HE	1:C:41:THR:HG23	1.61	0.66
1:B:210:VAL:HG21	1:B:221:MET:CE	2.26	0.66
1:F:11:ARG:HD2	3:F:737:HOH:O	1.96	0.66
1:E:125:GLY:HA2	1:E:143:THR:HG22	1.77	0.66

*Continued on next page...*

*Continued from previous page...*

Atom-1	Atom-2	Distance(Å)	Clash(Å)
1:C:247:HIS:HD2	1:E:244:ALA:CB	2.07	0.65
1:D:448:ILE:HG12	3:D:857:HOH:O	1.96	0.65
1:B:400:ASP:OD2	1:B:425:ARG:HD2	1.96	0.65
1:E:12:HIS:HD2	1:E:41:THR:HG21	1.59	0.65
1:F:27:ARG:HE	1:F:41:THR:CG2	2.09	0.65
1:G:484:TRP:C	3:G:839:HOH:O	2.34	0.65
1:E:195:ASP:OD1	3:E:721:HOH:O	2.14	0.65
1:G:210:VAL:HG21	1:G:221:MET:CE	2.27	0.65
1:A:244:ALA:CA	1:F:247:HIS:CD2	2.75	0.65
1:B:12:HIS:CD2	1:B:41:THR:HG21	2.31	0.65
1:A:210:VAL:HG21	1:A:221:MET:CE	2.27	0.65
1:B:27:ARG:HE	1:B:41:THR:HG23	1.63	0.64
1:H:60:TYR:O	3:H:828:HOH:O	2.13	0.64
1:F:400:ASP:OD2	1:F:425:ARG:HD2	1.98	0.64
1:H:400:ASP:OD2	1:H:425:ARG:HD2	1.97	0.64
1:C:148:LEU:H	1:C:176:ASN:ND2	1.91	0.64
1:G:27:ARG:HE	1:G:41:THR:HG23	1.63	0.64
1:A:203:PRO:HG2	1:A:206:MET:HE3	1.78	0.64
1:H:188:MET:HE1	3:H:651:HOH:O	1.97	0.64
1:G:484:TRP:C	3:G:836:HOH:O	2.35	0.64
1:G:148:LEU:H	1:G:176:ASN:ND2	1.92	0.64
1:E:400:ASP:OD2	1:E:425:ARG:HD2	1.97	0.64
1:F:12:HIS:CD2	1:F:41:THR:HG21	2.33	0.63
1:B:137:LYS:HE3	3:B:899:HOH:O	1.97	0.63
1:F:148:LEU:H	1:F:176:ASN:ND2	1.93	0.63
1:G:121:ILE:HA	3:G:838:HOH:O	1.99	0.63
1:H:274:ARG:NH1	3:H:818:HOH:O	2.31	0.63
1:E:210:VAL:HG21	1:E:221:MET:CE	2.29	0.63
1:A:183:THR:HG23	1:A:186:THR:H	1.63	0.63
1:A:484:TRP:C	3:A:611:HOH:O	2.36	0.63
1:H:12:HIS:CD2	1:H:41:THR:HG21	2.33	0.63
1:D:210:VAL:HG21	1:D:221:MET:CE	2.28	0.62
1:C:125:GLY:HA2	1:C:143:THR:HG22	1.80	0.62
1:E:148:LEU:H	1:E:176:ASN:ND2	1.94	0.62
1:G:121:ILE:C	3:G:838:HOH:O	2.37	0.62
1:G:108[B]:ARG:NH2	1:G:449:GLU:OE2	2.33	0.62
1:H:13:GLU:O	1:H:43:PRO:HD3	2.00	0.62
1:G:13:GLU:O	1:G:43:PRO:HD3	1.99	0.62
1:H:25:ASP:HB2	3:H:705:HOH:O	1.99	0.62
1:G:345:ARG:HG2	3:G:643:HOH:O	1.98	0.62
1:B:125:GLY:HA2	1:B:143:THR:HG22	1.81	0.62
1:H:27:ARG:HE	1:H:41:THR:HG23	1.63	0.62

*Continued on next page...*



*Continued from previous page...*

Atom-1	Atom-2	Distance(Å)	Clash(Å)
1:F:222:ILE:HD12	1:F:242:ILE:HG12	1.82	0.62
1:C:247:HIS:CD2	1:E:244:ALA:CA	2.74	0.62
1:C:12:HIS:CD2	1:C:41:THR:HG21	2.35	0.62
1:D:27:ARG:HE	1:D:41:THR:HG23	1.64	0.62
1:C:11:ARG:N	3:C:663:HOH:O	2.32	0.62
1:G:12:HIS:CD2	1:G:41:THR:HG21	2.35	0.62
1:A:247:HIS:CD2	1:F:244:ALA:CB	2.83	0.62
1:D:27:ARG:HH21	1:D:41:THR:CG2	2.12	0.61
1:H:210:VAL:HG21	1:H:221:MET:CE	2.29	0.61
1:A:125:GLY:HA2	1:A:143:THR:HG22	1.81	0.61
1:B:67:TYR:CZ	1:E:134:PRO:HG3	2.34	0.61
1:C:108[B]:ARG:CZ	1:E:135:HIS:CD2	2.83	0.61
1:A:23:ASP:OD1	1:A:27:ARG:NH1	2.33	0.61
3:F:830:HOH:O	1:H:20:ARG:HD2	1.99	0.61
1:A:222:ILE:HD12	1:A:242:ILE:HG12	1.82	0.61
1:F:210:VAL:HG21	1:F:221:MET:CE	2.31	0.61
1:A:244:ALA:CB	1:F:247:HIS:CD2	2.84	0.61
1:D:12:HIS:CD2	1:D:41:THR:HG21	2.34	0.61
1:E:13:GLU:O	1:E:43:PRO:HD3	2.00	0.61
1:G:125:GLY:HA2	1:G:143:THR:HG22	1.81	0.61
1:G:27:ARG:HH21	1:G:41:THR:CG2	2.13	0.61
1:B:148:LEU:H	1:B:176:ASN:ND2	1.95	0.60
1:F:62:PRO:HB3	1:F:206:MET:HE2	1.82	0.60
1:A:62:PRO:HB3	1:A:206:MET:HE2	1.83	0.60
1:F:27:ARG:HE	1:F:41:THR:HG23	1.66	0.60
1:D:13:GLU:O	1:D:43:PRO:HD3	2.01	0.60
1:B:484:TRP:C	3:B:619:HOH:O	2.40	0.60
1:B:13:GLU:O	1:B:43:PRO:HD3	2.01	0.60
1:A:400:ASP:OD2	1:A:425:ARG:HD2	2.00	0.60
1:H:148:LEU:H	1:H:176:ASN:ND2	1.91	0.60
1:E:27:ARG:HE	1:E:41:THR:HG23	1.64	0.60
1:F:27:ARG:HH21	1:F:41:THR:CG2	2.13	0.60
1:D:421:ASN:HB3	3:D:644:HOH:O	2.01	0.60
1:B:62:PRO:CB	1:B:206:MET:HE2	2.31	0.60
1:H:27:ARG:HH21	1:H:41:THR:CG2	2.13	0.60
1:D:210:VAL:CG2	1:D:221:MET:HE3	2.31	0.60
1:A:12:HIS:CD2	1:A:41:THR:HG21	2.32	0.59
1:D:125:GLY:HA2	1:D:143:THR:HG22	1.82	0.59
1:E:12:HIS:CD2	1:E:41:THR:HG21	2.37	0.59
1:B:400:ASP:OD2	1:B:425:ARG:CD	2.50	0.59
1:F:13:GLU:O	1:F:43:PRO:HD3	2.02	0.59
1:B:27:ARG:HH21	1:B:41:THR:CG2	2.14	0.59

*Continued on next page...*

*Continued from previous page...*

Atom-1	Atom-2	Distance(Å)	Clash(Å)
1:C:13:GLU:O	1:C:43:PRO:HD3	2.03	0.59
1:H:319:ARG:HD3	3:H:866:HOH:O	2.02	0.59
1:E:27:ARG:HH21	1:E:41:THR:CG2	2.14	0.59
1:A:148:LEU:H	1:A:176:ASN:ND2	1.94	0.59
1:D:157:PHE:HB3	1:D:183:THR:HG21	1.84	0.59
1:F:133:THR:HB	1:F:134:PRO:CD	2.33	0.59
1:F:11:ARG:N	3:F:749:HOH:O	2.35	0.59
1:G:210:VAL:HG21	1:G:221:MET:HE1	1.84	0.59
1:C:27:ARG:HH21	1:C:41:THR:CG2	2.16	0.59
1:D:62:PRO:CB	1:D:206:MET:HE2	2.33	0.58
1:H:62:PRO:CB	1:H:206:MET:HE2	2.31	0.58
1:G:62:PRO:CB	1:G:206:MET:HE2	2.33	0.58
1:C:210:VAL:HG21	1:C:221:MET:CE	2.33	0.58
1:C:244:ALA:CB	1:E:247:HIS:CD2	2.85	0.58
1:B:121:ILE:HD11	1:C:119:MET:CE	2.34	0.58
1:B:210:VAL:HG21	1:B:221:MET:HE1	1.84	0.58
1:F:108:ARG:NH2	1:F:111:ASP:OD2	2.37	0.58
1:F:210:VAL:CG2	1:F:221:MET:HE3	2.34	0.58
1:A:247:HIS:HD2	1:F:244:ALA:CA	2.17	0.58
1:A:247:HIS:HD2	1:F:244:ALA:HA	1.68	0.58
1:D:148:LEU:H	1:D:176:ASN:ND2	1.97	0.58
1:E:400:ASP:OD2	1:E:425:ARG:CD	2.52	0.58
1:A:247:HIS:CD2	1:F:244:ALA:CA	2.87	0.58
1:C:183:THR:HG23	1:C:186:THR:H	1.68	0.58
1:A:13:GLU:O	1:A:43:PRO:HD3	2.02	0.57
1:C:400:ASP:OD2	1:C:425:ARG:HD2	2.04	0.57
1:A:157:PHE:HB3	1:A:183:THR:HG21	1.85	0.57
1:A:12:HIS:CD2	1:A:41:THR:CG2	2.87	0.57
1:G:143:THR:CG2	3:G:635:HOH:O	2.52	0.57
1:A:27:ARG:NE	1:A:41:THR:HG23	2.19	0.57
1:G:157:PHE:HB3	1:G:183:THR:HG21	1.85	0.57
1:F:157:PHE:HB3	1:F:183:THR:HG21	1.87	0.57
1:C:133:THR:HB	1:C:134:PRO:CD	2.34	0.57
1:C:188:MET:HE1	3:C:858:HOH:O	2.05	0.57
1:C:247:HIS:CD2	1:E:244:ALA:CB	2.87	0.57
1:G:143:THR:HG23	3:G:635:HOH:O	2.05	0.57
1:E:222:ILE:HD12	1:E:242:ILE:HG12	1.86	0.57
1:G:222:ILE:HD12	1:G:242:ILE:HG12	1.87	0.57
1:A:250:ARG:HD3	1:F:461:ASN:O	2.05	0.57
1:G:191:LEU:HD12	1:G:209:VAL:HG11	1.87	0.57
1:H:191:LEU:HD12	1:H:209:VAL:HG11	1.86	0.57
1:H:133:THR:HB	1:H:134:PRO:CD	2.34	0.57

*Continued on next page...*

*Continued from previous page...*

Atom-1	Atom-2	Distance(Å)	Clash(Å)
1:A:108:ARG:NH2	1:A:111:ASP:OD2	2.38	0.57
1:G:133:THR:HB	1:G:134:PRO:CD	2.35	0.57
1:E:181:LYS:NZ	3:E:851:HOH:O	2.36	0.57
1:G:400:ASP:OD2	1:G:425:ARG:CD	2.53	0.57
1:E:183:THR:HG23	1:E:186:THR:H	1.70	0.57
1:A:133:THR:HB	1:A:134:PRO:HD2	1.87	0.56
1:H:157:PHE:HB3	1:H:183:THR:HG21	1.85	0.56
1:H:203:PRO:HG2	1:H:206:MET:HE3	1.88	0.56
1:C:244:ALA:CA	1:E:247:HIS:CD2	2.78	0.56
1:E:133:THR:HB	1:E:134:PRO:CD	2.36	0.56
1:F:203:PRO:HG2	1:F:206:MET:HE3	1.88	0.56
1:A:210:VAL:HG21	1:A:221:MET:HE1	1.86	0.56
1:C:157:PHE:HB3	1:C:183:THR:HG21	1.88	0.56
1:D:400:ASP:OD2	1:D:425:ARG:CD	2.53	0.56
1:C:133:THR:HB	1:C:134:PRO:HD2	1.87	0.56
1:B:67:TYR:HB2	1:E:132:LEU:C	2.26	0.56
1:F:183:THR:HG23	1:F:186:THR:H	1.71	0.56
1:A:133:THR:HB	1:A:134:PRO:CD	2.36	0.56
1:C:449:GLU:HG2	3:C:665:HOH:O	2.06	0.56
1:B:157:PHE:HB3	1:B:183:THR:HG21	1.88	0.56
1:C:345:ARG:HG2	3:C:786:HOH:O	2.05	0.56
1:H:210:VAL:HG21	1:H:221:MET:HE1	1.88	0.55
1:E:157:PHE:HB3	1:E:183:THR:HG21	1.87	0.55
1:E:121:ILE:HG22	3:E:619:HOH:O	2.06	0.55
1:D:133:THR:HB	1:D:134:PRO:CD	2.36	0.55
1:F:84:LYS:HD2	3:F:778:HOH:O	2.06	0.55
1:C:62:PRO:CB	1:C:206:MET:HE2	2.37	0.55
1:C:222:ILE:HD12	1:C:242:ILE:HG12	1.88	0.55
1:B:133:THR:HB	1:B:134:PRO:CD	2.36	0.55
1:C:210:VAL:CG2	1:C:221:MET:HE3	2.37	0.54
1:B:449:GLU:HG2	3:B:735:HOH:O	2.06	0.54
1:E:62:PRO:CB	1:E:206:MET:HE2	2.37	0.54
1:G:108[B]:ARG:NE	1:G:108[B]:ARG:HA	2.22	0.54
1:B:319:ARG:HD3	3:B:788:HOH:O	2.06	0.54
1:A:12:HIS:CE1	1:B:85:GLU:HB3	2.42	0.54
1:G:183:THR:HG23	1:G:186:THR:H	1.72	0.54
1:B:126:GLU:HG2	3:B:809:HOH:O	2.07	0.54
1:E:108[A]:ARG:NH2	1:E:449:GLU:OE2	2.33	0.54
1:H:11:ARG:CZ	3:H:739:HOH:O	2.53	0.54
1:A:27:ARG:HH21	1:A:41:THR:HG22	1.72	0.54
1:A:210:VAL:CG2	1:A:221:MET:HE3	2.38	0.54
1:E:210:VAL:CG2	1:E:221:MET:HE3	2.37	0.54

*Continued on next page...*

*Continued from previous page...*

Atom-1	Atom-2	Distance(Å)	Clash(Å)
1:D:183:THR:HG23	1:D:186:THR:H	1.72	0.54
1:F:191:LEU:HG	3:F:867:HOH:O	2.06	0.54
1:B:12:His:CD2	1:B:41:THR:CG2	2.90	0.54
1:A:285:LYS:HD2	3:A:880:HOH:O	2.07	0.54
1:F:167:LYS:NZ	3:F:681:HOH:O	2.40	0.54
1:H:108:ARG:NH2	1:H:111:ASP:OD2	2.40	0.53
1:C:27:ARG:NE	1:C:41:THR:HG23	2.23	0.53
1:B:122:ARG:CZ	1:C:122:ARG:HD3	2.38	0.53
1:F:191:LEU:HD12	1:F:209:VAL:HG11	1.90	0.53
1:H:222:ILE:HD12	1:H:242:ILE:HG12	1.89	0.53
1:G:121:ILE:CA	3:G:838:HOH:O	2.53	0.53
1:D:210:VAL:HG21	1:D:221:MET:HE3	1.89	0.53
1:A:400:ASP:OD2	1:A:425:ARG:CD	2.57	0.53
1:F:188:MET:HE1	3:F:659:HOH:O	2.08	0.53
1:H:400:ASP:OD2	1:H:425:ARG:CD	2.56	0.53
1:G:133:THR:HB	1:G:134:PRO:HD2	1.91	0.53
1:H:449:GLU:CB	3:H:864:HOH:O	2.43	0.52
1:G:223:THR:HG23	3:G:717:HOH:O	2.09	0.52
1:H:183:THR:HG23	1:H:186:THR:H	1.73	0.52
1:B:210:VAL:CG2	1:B:221:MET:HE3	2.40	0.52
1:H:149:THR:OG1	3:H:872:HOH:O	2.19	0.52
1:D:222:ILE:HD12	1:D:242:ILE:HG12	1.91	0.52
1:B:191:LEU:HD12	1:B:209:VAL:HG11	1.91	0.52
1:C:203:PRO:HG2	1:C:206:MET:HE3	1.92	0.52
1:E:27:ARG:HE	1:E:41:THR:HG21	1.75	0.52
1:A:285:LYS:CD	3:A:880:HOH:O	2.58	0.52
1:E:188:MET:HE1	3:E:739:HOH:O	2.09	0.52
1:A:222:ILE:CD1	1:A:242:ILE:HG12	2.39	0.52
1:C:141:ILE:CD1	3:E:888:HOH:O	2.57	0.52
1:E:210:VAL:HG21	1:E:221:MET:HE1	1.92	0.51
1:C:191:LEU:HD12	1:C:209:VAL:HG11	1.92	0.51
1:F:12:His:CD2	1:F:41:THR:CG2	2.94	0.51
1:E:133:THR:HB	1:E:134:PRO:HD2	1.92	0.51
1:H:133:THR:HB	1:H:134:PRO:HD2	1.93	0.51
1:G:148:LEU:N	1:G:176:ASN:HD21	1.93	0.51
1:H:118:GLN:O	1:H:121:ILE:HG12	2.11	0.51
1:D:115:LEU:HB3	3:D:626:HOH:O	2.10	0.51
1:H:120:CYS:O	3:H:865:HOH:O	2.19	0.51
1:G:203:PRO:HG2	1:G:206:MET:CE	2.41	0.51
1:D:203:PRO:HG2	1:D:206:MET:HE3	1.93	0.51
1:H:27:ARG:NE	1:H:41:THR:HG23	2.24	0.51
1:F:27:ARG:NE	1:F:41:THR:HG23	2.26	0.51

*Continued on next page...*

*Continued from previous page...*

Atom-1	Atom-2	Distance(Å)	Clash(Å)
1:E:191:LEU:HD12	1:E:209:VAL:HG11	1.92	0.51
1:H:174:THR:CG2	1:H:176:ASN:OD1	2.58	0.51
1:H:203:PRO:HG2	1:H:206:MET:CE	2.41	0.51
1:G:27:ARG:NE	1:G:41:THR:HG23	2.25	0.51
1:H:12:HIS:CD2	1:H:41:THR:CG2	2.94	0.51
1:B:236:VAL:HB	1:B:237:PRO:HD3	1.93	0.51
1:A:11:ARG:HD3	3:A:934:HOH:O	2.10	0.51
1:C:236:VAL:O	1:C:240:LYS:HG2	2.11	0.51
1:F:51:ARG:HB3	3:F:733:HOH:O	2.10	0.51
1:H:269:ASP:OD1	1:H:306:ARG:HD2	2.10	0.51
1:D:27:ARG:NE	1:D:41:THR:HG23	2.25	0.51
1:F:133:THR:HB	1:F:134:PRO:HD2	1.91	0.51
1:E:27:ARG:HH21	1:E:41:THR:HG22	1.76	0.51
1:G:447:ARG:NH2	2:G:501:PO4:O3	2.44	0.51
1:A:236:VAL:O	1:A:240:LYS:HG2	2.11	0.51
1:F:210:VAL:HG21	1:F:221:MET:HE3	1.92	0.50
1:H:169:ALA:HB3	1:H:170:PRO:HD3	1.93	0.50
1:F:484:TRP:C	3:F:851:HOH:O	2.49	0.50
1:D:133:THR:HB	1:D:134:PRO:HD2	1.92	0.50
1:D:11:ARG:NE	3:D:754:HOH:O	2.28	0.50
1:A:135:HIS:CD2	1:F:108:ARG:NH1	2.80	0.50
1:C:12:HIS:CD2	1:C:41:THR:CG2	2.94	0.50
1:B:24:THR:HB	1:B:43:PRO:HB3	1.92	0.50
1:A:269:ASP:OD1	1:A:306:ARG:HD2	2.11	0.50
1:B:27:ARG:NE	1:B:41:THR:HG23	2.25	0.50
1:E:27:ARG:NE	1:E:41:THR:HG23	2.25	0.50
1:A:143:THR:HG23	3:A:682:HOH:O	2.11	0.50
1:C:461:ASN:O	1:E:250:ARG:HD3	2.12	0.50
1:A:447:ARG:NH2	2:A:501:PO4:O4	2.44	0.50
1:G:236:VAL:O	1:G:240:LYS:HG2	2.12	0.50
1:C:345:ARG:CG	3:C:786:HOH:O	2.59	0.50
1:D:12:HIS:CD2	1:D:41:THR:CG2	2.94	0.50
1:H:377:HIS:HB2	3:H:850:HOH:O	2.12	0.50
1:E:203:PRO:HG2	1:E:206:MET:HE3	1.94	0.50
1:B:118:GLN:OE1	1:C:121:ILE:HD13	2.12	0.50
1:G:24:THR:HB	1:G:43:PRO:HB3	1.94	0.49
1:A:236:VAL:HB	1:A:237:PRO:HD3	1.94	0.49
1:D:27:ARG:HH21	1:D:41:THR:HG22	1.77	0.49
1:G:121:ILE:HG22	3:G:731:HOH:O	2.12	0.49
1:D:27:ARG:HE	1:D:41:THR:HG21	1.78	0.49
1:B:133:THR:HB	1:B:134:PRO:HD2	1.95	0.49
1:F:400:ASP:OD2	1:F:425:ARG:CD	2.60	0.49

*Continued on next page...*

*Continued from previous page...*

Atom-1	Atom-2	Distance(Å)	Clash(Å)
1:C:236:VAL:HB	1:C:237:PRO:HD3	1.95	0.49
1:G:384:GLU:OE1	3:G:800:HOH:O	2.19	0.49
1:B:122:ARG:HD3	1:C:122:ARG:CZ	2.42	0.49
1:G:203:PRO:HG2	1:G:206:MET:HE3	1.94	0.49
1:B:236:VAL:O	1:B:240:LYS:HG2	2.13	0.49
1:G:236:VAL:HB	1:G:237:PRO:HD3	1.95	0.49
1:B:203:PRO:HG2	1:B:206:MET:HE3	1.95	0.49
1:A:143:THR:HG21	3:A:961:HOH:O	2.12	0.49
1:B:121:ILE:CD1	1:C:119:MET:CE	2.90	0.49
3:A:826:HOH:O	1:F:136:GLY:HA2	2.11	0.49
1:B:62:PRO:HB3	1:B:206:MET:CE	2.37	0.49
1:G:12:HIS:CD2	1:G:41:THR:CG2	2.95	0.49
1:G:210:VAL:CG2	1:G:221:MET:HE3	2.43	0.49
1:D:319:ARG:HD3	3:D:799:HOH:O	2.12	0.49
1:E:203:PRO:HG2	1:E:206:MET:CE	2.43	0.49
1:H:210:VAL:CG2	1:H:221:MET:HE3	2.43	0.49
1:C:400:ASP:OD2	1:C:425:ARG:CD	2.61	0.49
1:H:62:PRO:HB3	1:H:206:MET:CE	2.39	0.49
1:E:269:ASP:OD1	1:E:306:ARG:HD2	2.13	0.49
1:H:207:LEU:N	3:H:643:HOH:O	2.44	0.49
1:C:174:THR:CG2	1:C:176:ASN:OD1	2.58	0.48
1:E:108[A]:ARG:HH21	1:E:449:GLU:CD	2.14	0.48
1:B:27:ARG:HH21	1:B:41:THR:HG22	1.78	0.48
1:C:27:ARG:HE	1:C:41:THR:HG21	1.76	0.48
1:F:222:ILE:CD1	1:F:242:ILE:HG12	2.44	0.48
1:B:254:GLU:HB3	3:B:800:HOH:O	2.13	0.48
1:E:24:THR:HB	1:E:43:PRO:HB3	1.95	0.48
1:B:447[B]:ARG:NH2	2:B:501:PO4:O4	2.47	0.48
1:D:236:VAL:HB	1:D:237:PRO:HD3	1.95	0.48
1:A:27:ARG:HH21	1:A:41:THR:HG23	1.78	0.48
1:H:143:THR:HG23	3:H:714:HOH:O	2.14	0.48
1:C:24:THR:HB	1:C:43:PRO:HB3	1.94	0.48
1:F:169:ALA:HB3	1:F:170:PRO:HD3	1.95	0.48
1:H:27:ARG:HH21	1:H:41:THR:HG22	1.79	0.48
1:A:191:LEU:HD12	1:A:209:VAL:HG11	1.96	0.48
1:A:62:PRO:CB	1:A:206:MET:HE2	2.44	0.48
1:B:203:PRO:HG2	1:B:206:MET:CE	2.43	0.48
1:H:27:ARG:HE	1:H:41:THR:HG21	1.77	0.48
1:B:210:VAL:HG21	1:B:221:MET:HE3	1.95	0.47
1:A:121:ILE:C	3:A:953:HOH:O	2.51	0.47
1:G:269:ASP:OD1	1:G:306:ARG:HD2	2.14	0.47
1:C:203:PRO:HG2	1:C:206:MET:CE	2.44	0.47

*Continued on next page...*

*Continued from previous page...*

Atom-1	Atom-2	Distance(Å)	Clash(Å)
1:E:12:HIS:CD2	1:E:41:THR:CG2	2.97	0.47
1:E:222:ILE:CD1	1:E:242:ILE:HG12	2.44	0.47
1:C:446:TYR:CE2	1:E:139:ARG:HD2	2.50	0.47
1:F:118:GLN:O	1:F:121:ILE:HG12	2.14	0.47
1:D:263:ILE:HD12	1:D:263:ILE:N	2.28	0.47
1:D:188:MET:HE3	3:D:681:HOH:O	2.13	0.47
1:D:118:GLN:O	1:D:121:ILE:HG12	2.15	0.47
1:A:135:HIS:CB	3:F:616:HOH:O	2.62	0.47
1:D:203:PRO:HG2	1:D:206:MET:CE	2.45	0.47
1:F:24:THR:HB	1:F:43:PRO:HB3	1.97	0.47
1:A:210:VAL:CG2	1:A:221:MET:CE	2.93	0.47
1:F:236:VAL:HB	1:F:237:PRO:HD3	1.97	0.47
1:C:27:ARG:HH21	1:C:41:THR:HG22	1.79	0.47
1:F:285:LYS:HD2	3:F:817:HOH:O	2.14	0.47
1:B:181:LYS:HE2	3:B:913:HOH:O	2.13	0.47
1:A:62:PRO:HB3	1:A:206:MET:CE	2.44	0.47
1:G:27:ARG:HE	1:G:41:THR:HG21	1.79	0.47
1:C:222:ILE:CD1	1:C:242:ILE:HG12	2.44	0.47
1:D:11:ARG:N	3:D:725:HOH:O	2.47	0.47
1:F:269:ASP:OD1	1:F:306:ARG:HD2	2.13	0.47
1:D:269:ASP:OD1	1:D:306:ARG:HD2	2.15	0.47
1:H:449:GLU:CA	3:H:864:HOH:O	2.63	0.47
1:F:12:HIS:CE1	3:F:749:HOH:O	2.67	0.47
1:B:183:THR:HG23	1:B:186:THR:H	1.80	0.47
1:E:108[A]:ARG:NH2	1:E:449:GLU:CD	2.68	0.47
1:D:210:VAL:HG21	1:D:221:MET:HE1	1.97	0.47
1:D:191:LEU:HD12	1:D:209:VAL:HG11	1.97	0.47
1:D:62:PRO:HB3	1:D:206:MET:CE	2.40	0.47
1:A:108:ARG:CZ	1:F:135:HIS:CD2	2.98	0.46
1:C:181:LYS:NZ	3:C:773:HOH:O	2.45	0.46
1:F:263:ILE:N	1:F:263:ILE:HD12	2.31	0.46
1:G:203:PRO:HA	1:G:204:PRO:HD3	1.82	0.46
1:F:236:VAL:O	1:F:240:LYS:HG2	2.15	0.46
1:B:169:ALA:HB3	1:B:170:PRO:HD3	1.97	0.46
1:B:48:GLU:HG2	3:B:719:HOH:O	2.14	0.46
1:H:222:ILE:CD1	1:H:242:ILE:HG12	2.45	0.46
1:B:27:ARG:HE	1:B:41:THR:HG21	1.80	0.46
1:D:24:THR:HB	1:D:43:PRO:HB3	1.97	0.46
1:G:191:LEU:HD12	1:G:209:VAL:CG1	2.45	0.46
1:F:27:ARG:HE	1:F:41:THR:HG21	1.79	0.46
1:F:62:PRO:CB	1:F:206:MET:HE2	2.44	0.46
1:A:24:THR:HB	1:A:43:PRO:HB3	1.97	0.46

*Continued on next page...*



*Continued from previous page...*

Atom-1	Atom-2	Distance(Å)	Clash(Å)
1:G:169:ALA:HB3	1:G:170:PRO:HD3	1.96	0.46
1:G:263:ILE:N	1:G:263:ILE:HD12	2.30	0.46
1:G:62:PRO:HB3	1:G:206:MET:CE	2.40	0.46
1:A:247:HIS:HD2	1:F:244:ALA:HB2	1.77	0.46
1:F:24:THR:CG2	1:F:26:ASP:O	2.64	0.46
1:A:461:ASN:O	1:F:250:ARG:HD3	2.15	0.46
1:A:223:THR:HG23	3:A:745:HOH:O	2.15	0.46
1:D:222:ILE:CD1	1:D:242:ILE:HG12	2.46	0.46
1:H:447:ARG:HH22	2:H:501:PO4:P	2.39	0.46
1:E:263:ILE:HD12	1:E:263:ILE:N	2.30	0.46
1:A:135:HIS:HD2	1:F:108:ARG:NH1	2.13	0.46
1:E:108[A]:ARG:NH2	1:E:449:GLU:OE1	2.49	0.46
1:A:12:HIS:CG	1:B:85:GLU:CB	2.99	0.46
1:E:118:GLN:O	1:E:121:ILE:HG12	2.16	0.46
1:H:236:VAL:HB	1:H:237:PRO:HD3	1.96	0.46
1:A:169:ALA:HB3	1:A:170:PRO:HD3	1.98	0.46
1:A:203:PRO:HG2	1:A:206:MET:CE	2.45	0.46
1:H:24:THR:HB	1:H:43:PRO:HB3	1.98	0.46
1:D:24:THR:CG2	1:D:26:ASP:O	2.64	0.46
1:C:24:THR:CG2	1:C:26:ASP:O	2.63	0.46
1:D:247:HIS:CE1	3:D:785:HOH:O	2.69	0.46
1:G:27:ARG:HH21	1:G:41:THR:HG22	1.79	0.46
1:G:66:ARG:HD3	3:G:838:HOH:O	2.17	0.46
1:A:143:THR:CG2	3:A:682:HOH:O	2.63	0.46
1:C:210:VAL:HG21	1:C:221:MET:HE3	1.96	0.46
1:G:24:THR:CG2	1:G:26:ASP:O	2.64	0.45
1:G:222:ILE:CD1	1:G:242:ILE:HG12	2.45	0.45
1:H:236:VAL:O	1:H:240:LYS:HG2	2.16	0.45
1:D:260:PRO:HA	1:D:296:ARG:O	2.16	0.45
1:B:121:ILE:HD11	1:C:119:MET:HE1	1.96	0.45
1:H:191:LEU:HD12	1:H:209:VAL:CG1	2.46	0.45
1:C:269:ASP:OD1	1:C:306:ARG:HD2	2.15	0.45
1:G:68:GLU:OE1	3:G:830:HOH:O	2.20	0.45
1:C:263:ILE:HD12	1:C:263:ILE:N	2.31	0.45
1:H:25:ASP:N	3:H:705:HOH:O	2.49	0.45
1:E:236:VAL:HB	1:E:237:PRO:HD3	1.98	0.45
1:E:191:LEU:HD12	1:E:209:VAL:CG1	2.47	0.45
1:H:260:PRO:HA	1:H:296:ARG:O	2.16	0.45
1:B:269:ASP:OD1	1:B:306:ARG:HD2	2.16	0.45
1:A:263:ILE:N	1:A:263:ILE:HD12	2.32	0.45
1:G:210:VAL:CG2	1:G:221:MET:CE	2.94	0.45
1:E:236:VAL:O	1:E:240:LYS:HG2	2.15	0.45

*Continued on next page...*



*Continued from previous page...*

Atom-1	Atom-2	Distance(Å)	Clash(Å)
1:D:108[B]:ARG:HD3	1:D:108[B]:ARG:HA	1.69	0.45
1:H:24:THR:CG2	1:H:26:ASP:O	2.64	0.45
1:B:119:MET:CE	1:C:121:ILE:HD11	2.47	0.45
1:A:181:LYS:NZ	3:A:743:HOH:O	2.47	0.45
1:C:156:PRO:HA	3:C:811:HOH:O	2.16	0.45
1:A:174:THR:CG2	1:A:176:ASN:OD1	2.61	0.45
1:C:210:VAL:HG21	1:C:221:MET:HE1	1.99	0.45
1:G:118:GLN:O	1:G:121:ILE:HG12	2.17	0.44
1:E:341:LEU:HD11	3:E:795:HOH:O	2.17	0.44
1:B:24:THR:CG2	1:B:26:ASP:O	2.65	0.44
1:B:390:ILE:O	1:B:392:PRO:HD3	2.17	0.44
1:G:210:VAL:HG21	1:G:221:MET:HE3	2.00	0.44
1:C:169:ALA:HB3	1:C:170:PRO:HD3	1.98	0.44
1:E:167:LYS:NZ	3:E:649:HOH:O	2.50	0.44
1:C:108[B]:ARG:CZ	1:E:135:HIS:NE2	2.81	0.44
1:F:174:THR:CG2	1:F:176:ASN:OD1	2.62	0.44
1:A:27:ARG:HE	1:A:41:THR:HG21	1.80	0.44
1:E:24:THR:CG2	1:E:26:ASP:O	2.65	0.44
1:F:450:MET:HG2	3:F:853:HOH:O	2.16	0.44
1:E:83:ARG:HD2	1:E:86:GLU:OE1	2.18	0.44
1:F:336:GLU:HG3	1:F:364:GLY:HA2	1.98	0.44
1:H:143:THR:CG2	3:H:714:HOH:O	2.65	0.44
1:A:121:ILE:HA	3:A:952:HOH:O	2.18	0.44
1:A:244:ALA:HB2	1:F:247:HIS:HD2	1.79	0.44
1:D:236:VAL:O	1:D:240:LYS:HG2	2.17	0.44
1:A:118:GLN:O	1:A:121:ILE:HG12	2.16	0.44
1:A:341:LEU:HD12	3:A:908:HOH:O	2.17	0.44
1:E:317:ARG:NH1	3:E:674:HOH:O	2.15	0.44
1:D:295:LYS:HE2	1:D:385:GLU:HG3	1.99	0.44
1:F:50:ALA:HB2	1:F:221:MET:HE2	2.00	0.44
1:H:135:HIS:C	1:H:135:HIS:ND1	2.68	0.44
1:H:210:VAL:CG2	1:H:221:MET:CE	2.95	0.44
1:G:188:MET:HE3	3:G:837:HOH:O	2.17	0.44
1:A:336:GLU:HG3	1:A:364:GLY:HA2	2.00	0.44
1:D:108[A]:ARG:HD2	1:D:162:ASN:ND2	2.32	0.44
1:C:336:GLU:HG3	1:C:364:GLY:HA2	2.00	0.44
1:D:336:GLU:HG3	1:D:364:GLY:HA2	1.99	0.44
1:A:24:THR:CG2	1:A:26:ASP:O	2.66	0.43
1:B:222:ILE:HD12	1:B:242:ILE:HG12	2.00	0.43
1:F:260:PRO:HA	1:F:296:ARG:O	2.18	0.43
1:A:12:HIS:CG	1:B:85:GLU:HB2	2.53	0.43
3:A:826:HOH:O	1:F:137:LYS:N	2.51	0.43

*Continued on next page...*

*Continued from previous page...*

Atom-1	Atom-2	Distance(Å)	Clash(Å)
1:E:121:ILE:HD11	3:E:611:HOH:O	2.18	0.43
1:A:57:ALA:O	3:A:907:HOH:O	2.21	0.43
1:H:210:VAL:HG21	1:H:221:MET:HE3	2.00	0.43
1:B:67:TYR:CD1	1:E:133:THR:HA	2.53	0.43
1:F:203:PRO:HG2	1:F:206:MET:CE	2.49	0.43
1:B:191:LEU:HD12	1:B:209:VAL:CG1	2.48	0.43
1:G:336:GLU:HG3	1:G:364:GLY:HA2	1.99	0.43
1:E:50:ALA:HB2	1:E:221:MET:HE2	2.00	0.43
1:C:269:ASP:OD1	1:C:306:ARG:NH1	2.38	0.43
1:A:121:ILE:HG22	3:A:952:HOH:O	2.18	0.43
1:E:169:ALA:HB3	1:E:170:PRO:HD3	2.00	0.43
1:A:135:HIS:HB3	3:F:616:HOH:O	2.18	0.43
1:F:27:ARG:HH21	1:F:41:THR:HG22	1.80	0.43
1:C:118:GLN:O	1:C:121:ILE:HG12	2.18	0.43
1:E:121:ILE:CG2	3:E:619:HOH:O	2.64	0.43
1:D:115:LEU:CB	3:D:626:HOH:O	2.66	0.43
1:E:260:PRO:HA	1:E:296:ARG:O	2.19	0.43
1:H:336:GLU:HG3	1:H:364:GLY:HA2	2.01	0.43
1:G:373:ASP:OD1	1:G:374:ARG:N	2.51	0.43
1:E:336:GLU:HG3	1:E:364:GLY:HA2	2.01	0.43
1:A:479:THR:O	1:F:437:THR:HA	2.17	0.43
1:B:167:LYS:NZ	3:B:676:HOH:O	2.52	0.43
1:A:130:CYS:HB3	1:F:446:TYR:OH	2.19	0.43
1:F:210:VAL:HG21	1:F:221:MET:HE1	2.01	0.42
1:E:203:PRO:HA	1:E:204:PRO:HD3	1.84	0.42
1:A:269:ASP:OD1	1:A:306:ARG:NH1	2.33	0.42
1:B:247:HIS:HA	3:B:629:HOH:O	2.19	0.42
1:A:93:LEU:CD2	3:A:981:HOH:O	2.66	0.42
1:G:50:ALA:HB2	1:G:221:MET:HE2	2.01	0.42
1:D:484:TRP:C	3:D:834:HOH:O	2.58	0.42
1:B:336:GLU:HG3	1:B:364:GLY:HA2	1.99	0.42
1:G:295:LYS:HE2	1:G:385:GLU:HG3	2.01	0.42
1:H:254:GLU:HB3	3:H:646:HOH:O	2.19	0.42
1:C:250:ARG:HD3	1:E:461:ASN:O	2.20	0.42
1:A:301:GLU:HG3	3:A:671:HOH:O	2.18	0.42
1:B:188:MET:HE1	3:B:701:HOH:O	2.19	0.42
1:A:312:LEU:HD11	1:A:358:TYR:HB2	2.01	0.42
1:E:62:PRO:HB3	1:E:206:MET:CE	2.46	0.42
1:E:148:LEU:N	1:E:176:ASN:HD21	1.99	0.42
1:E:174:THR:CG2	1:E:176:ASN:OD1	2.63	0.42
1:B:400:ASP:OD2	1:B:425:ARG:HD3	2.19	0.42
1:F:63:LYS:HE3	3:F:859:HOH:O	2.19	0.42

*Continued on next page...*

*Continued from previous page...*

Atom-1	Atom-2	Distance(Å)	Clash(Å)
1:D:135:HIS:C	1:D:135:HIS:ND1	2.70	0.42
1:B:118:GLN:O	1:B:121:ILE:HG12	2.20	0.42
1:C:191:LEU:HD12	1:C:209:VAL:CG1	2.50	0.42
1:D:169:ALA:HB3	1:D:170:PRO:HD3	2.02	0.42
1:B:50:ALA:HB2	1:B:221:MET:HE2	2.02	0.42
1:A:126:GLU:H	1:A:143:THR:CG2	2.33	0.42
1:G:120:CYS:HA	3:G:668:HOH:O	2.18	0.42
1:A:344:GLU:HG3	3:A:875:HOH:O	2.20	0.41
1:C:24:THR:HG22	1:C:26:ASP:O	2.20	0.41
1:B:122:ARG:CG	1:C:122:ARG:NH2	2.79	0.41
1:B:247:HIS:HB3	3:B:738:HOH:O	2.21	0.41
1:D:223:THR:CG2	3:D:714:HOH:O	2.68	0.41
1:H:263:ILE:N	1:H:263:ILE:HD12	2.35	0.41
1:A:210:VAL:HG21	1:A:221:MET:HE3	1.97	0.41
1:A:50:ALA:HB2	1:A:221:MET:HE2	2.03	0.41
1:H:50:ALA:HB2	1:H:221:MET:HE2	2.02	0.41
1:F:62:PRO:HB3	1:F:206:MET:CE	2.47	0.41
1:H:295:LYS:HE2	1:H:385:GLU:HG3	2.02	0.41
1:G:174:THR:CG2	1:G:176:ASN:OD1	2.66	0.41
1:H:148:LEU:N	1:H:176:ASN:HD21	1.97	0.41
1:A:223:THR:CG2	3:A:745:HOH:O	2.69	0.41
1:G:161:LEU:HB2	1:G:189:THR:HG21	2.03	0.41
1:E:406:LEU:HD12	1:E:406:LEU:HA	1.93	0.41
1:A:83:ARG:HD2	1:A:86:GLU:OE1	2.21	0.41
1:D:171:ALA:O	1:D:174:THR:HG22	2.21	0.41
1:E:126:GLU:H	1:E:143:THR:CG2	2.34	0.41
1:F:285:LYS:CD	3:F:817:HOH:O	2.68	0.41
1:B:269:ASP:OD1	1:B:306:ARG:NH1	2.38	0.41
1:D:254:GLU:C	1:D:255:LEU:HD23	2.41	0.41
1:A:12:HIS:CD2	1:B:85:GLU:CG	3.04	0.41
1:H:12:HIS:HA	1:H:41:THR:HG22	2.03	0.41
1:D:83:ARG:HD2	1:D:86:GLU:OE1	2.20	0.41
1:F:83:ARG:HD2	1:F:86:GLU:OE1	2.21	0.41
1:B:11:ARG:N	3:B:728:HOH:O	2.53	0.41
1:B:260:PRO:HA	1:B:296:ARG:O	2.21	0.41
1:C:295:LYS:HE2	1:C:385:GLU:HG3	2.03	0.41
1:B:219:MET:O	1:B:223:THR:HB	2.20	0.41
1:H:24:THR:HG22	1:H:26:ASP:O	2.20	0.41
1:G:120:CYS:CA	3:G:668:HOH:O	2.69	0.41
1:F:161:LEU:HB2	1:F:189:THR:HG21	2.02	0.41
1:A:27:ARG:NH2	1:A:41:THR:HG23	2.36	0.40
1:B:122:ARG:CD	1:C:122:ARG:CZ	2.99	0.40

*Continued on next page...*

Continued from previous page...

Atom-1	Atom-2	Distance(Å)	Clash(Å)
1:C:203:PRO:HA	1:C:204:PRO:HD3	1.83	0.40
1:E:24:THR:HG22	1:E:26:ASP:O	2.21	0.40
1:F:203:PRO:HA	1:F:204:PRO:HD3	1.84	0.40
1:A:13:GLU:HA	1:A:14:PRO:HD3	1.95	0.40
1:E:188:MET:CE	3:E:739:HOH:O	2.68	0.40
1:G:260:PRO:HA	1:G:296:ARG:O	2.21	0.40
1:A:203:PRO:HA	1:A:204:PRO:HD3	1.81	0.40
1:G:83:ARG:HD2	1:G:86:GLU:OE1	2.20	0.40
1:B:210:VAL:CG2	1:B:221:MET:CE	2.96	0.40
1:B:174:THR:CG2	1:B:176:ASN:OD1	2.65	0.40
1:H:203:PRO:HA	1:H:204:PRO:HD3	1.83	0.40
1:A:93:LEU:CG	3:A:981:HOH:O	2.59	0.40
1:H:78:GLU:CB	3:H:673:HOH:O	2.68	0.40
1:F:24:THR:HG22	1:F:26:ASP:O	2.22	0.40
1:C:219:MET:O	1:C:223:THR:HB	2.22	0.40
1:G:285:LYS:HE3	1:G:285:LYS:HB3	1.90	0.40

All (3) symmetry-related close contacts are listed below. The label for Atom-2 includes the symmetry operator and encoded unit-cell translations to be applied.

Atom-1	Atom-2	Distance(Å)	Clash(Å)
1:A:269:ASP:OD2	1:B:226:HIS:CE1[2_545]	1.96	0.24
3:D:847:HOH:O	3:G:645:HOH:O[2_756]	2.13	0.07
3:B:928:HOH:O	3:H:703:HOH:O[2_655]	2.19	0.01

## 5.3 Torsion angles

### 5.3.1 Protein backbone ⓘ

In the following table, the Percentiles column shows the percent Ramachandran outliers of the chain as a percentile score with respect to all X-ray entries followed by that with respect to entries of similar resolution. The Analysed column shows the number of residues for which the backbone conformation was analysed, and the total number of residues.

Mol	Chain	Analysed	Favoured	Allowed	Outliers	Percentiles	
1	A	472/488 (97%)	456 (97%)	14 (3%)	2 (0%)	43	39
1	B	474/488 (97%)	460 (97%)	12 (2%)	2 (0%)	43	39
1	C	473/488 (97%)	459 (97%)	12 (2%)	2 (0%)	43	39
1	D	473/488 (97%)	455 (96%)	16 (3%)	2 (0%)	43	39
1	E	473/488 (97%)	459 (97%)	12 (2%)	2 (0%)	43	39

Continued on next page...

Continued from previous page...

Mol	Chain	Analysed	Favoured	Allowed	Outliers	Percentiles	
1	F	472/488 (97%)	457 (97%)	13 (3%)	2 (0%)	43	39
1	G	473/488 (97%)	461 (98%)	10 (2%)	2 (0%)	43	39
1	H	472/488 (97%)	456 (97%)	14 (3%)	2 (0%)	43	39
All	All	3782/3904 (97%)	3663 (97%)	103 (3%)	16 (0%)	43	39

All (16) Ramachandran outliers are listed below:

Mol	Chain	Res	Type
1	A	247	HIS
1	B	247	HIS
1	C	247	HIS
1	D	247	HIS
1	F	247	HIS
1	G	247	HIS
1	E	247	HIS
1	H	247	HIS
1	A	392	PRO
1	B	392	PRO
1	E	392	PRO
1	F	392	PRO
1	G	392	PRO
1	H	392	PRO
1	C	392	PRO
1	D	392	PRO

### 5.3.2 Protein sidechains ⓘ

In the following table, the Percentiles column shows the percent sidechain outliers of the chain as a percentile score with respect to all X-ray entries followed by that with respect to entries of similar resolution. The Analysed column shows the number of residues for which the sidechain conformation was analysed, and the total number of residues.

Mol	Chain	Analysed	Rotameric	Outliers	Percentiles	
1	A	390/401 (97%)	377 (97%)	13 (3%)	50	51
1	B	392/401 (98%)	381 (97%)	11 (3%)	56	59
1	C	391/401 (98%)	379 (97%)	12 (3%)	52	54
1	D	391/401 (98%)	378 (97%)	13 (3%)	50	51
1	E	391/401 (98%)	377 (96%)	14 (4%)	47	46

Continued on next page...

*Continued from previous page...*

Mol	Chain	Analysed	Rotameric	Outliers	Percentiles	
1	F	390/401 (97%)	378 (97%)	12 (3%)	52	54
1	G	391/401 (98%)	378 (97%)	13 (3%)	50	51
1	H	390/401 (97%)	377 (97%)	13 (3%)	50	51
All	All	3126/3208 (97%)	3025 (97%)	101 (3%)	51	52

All (101) residues with a non-rotameric sidechain are listed below:

Mol	Chain	Res	Type
1	A	23	ASP
1	A	24	THR
1	A	41	THR
1	A	74	LEU
1	A	135	HIS
1	A	143	THR
1	A	223	THR
1	A	241	LEU
1	A	284	THR
1	A	344	GLU
1	A	359	HIS
1	A	363	SER
1	A	367	LEU
1	B	23	ASP
1	B	24	THR
1	B	41	THR
1	B	74	LEU
1	B	135	HIS
1	B	143	THR
1	B	223	THR
1	B	284	THR
1	B	344	GLU
1	B	359	HIS
1	B	363	SER
1	C	23	ASP
1	C	24	THR
1	C	41	THR
1	C	74	LEU
1	C	135	HIS
1	C	143	THR
1	C	223	THR
1	C	241	LEU
1	C	284	THR

*Continued on next page...*

*Continued from previous page...*

Mol	Chain	Res	Type
1	C	344	GLU
1	C	359	HIS
1	C	363	SER
1	D	23	ASP
1	D	24	THR
1	D	41	THR
1	D	74	LEU
1	D	108[A]	ARG
1	D	108[B]	ARG
1	D	135	HIS
1	D	143	THR
1	D	223	THR
1	D	284	THR
1	D	344	GLU
1	D	359	HIS
1	D	363	SER
1	E	23	ASP
1	E	24	THR
1	E	41	THR
1	E	74	LEU
1	E	135	HIS
1	E	143	THR
1	E	223	THR
1	E	241	LEU
1	E	284	THR
1	E	344	GLU
1	E	359	HIS
1	E	363	SER
1	E	367	LEU
1	E	387	PHE
1	F	23	ASP
1	F	24	THR
1	F	41	THR
1	F	74	LEU
1	F	135	HIS
1	F	143	THR
1	F	223	THR
1	F	241	LEU
1	F	284	THR
1	F	344	GLU
1	F	359	HIS
1	F	363	SER

*Continued on next page...*

*Continued from previous page...*

Mol	Chain	Res	Type
1	G	23	ASP
1	G	24	THR
1	G	41	THR
1	G	74	LEU
1	G	135	HIS
1	G	143	THR
1	G	223	THR
1	G	241	LEU
1	G	284	THR
1	G	344	GLU
1	G	359	HIS
1	G	363	SER
1	G	367	LEU
1	H	23	ASP
1	H	24	THR
1	H	41	THR
1	H	74	LEU
1	H	108	ARG
1	H	135	HIS
1	H	143	THR
1	H	223	THR
1	H	241	LEU
1	H	284	THR
1	H	344	GLU
1	H	359	HIS
1	H	363	SER

Some sidechains can be flipped to improve hydrogen bonding and reduce clashes. All (19) such sidechains are listed below:

Mol	Chain	Res	Type
1	A	12	HIS
1	A	247	HIS
1	A	377	HIS
1	B	12	HIS
1	B	377	HIS
1	C	12	HIS
1	C	247	HIS
1	D	12	HIS
1	D	377	HIS
1	E	12	HIS
1	E	247	HIS
1	E	377	HIS

*Continued on next page...*



*Continued from previous page...*

Mol	Chain	Res	Type
1	F	12	HIS
1	F	247	HIS
1	F	377	HIS
1	G	12	HIS
1	G	377	HIS
1	H	12	HIS
1	H	377	HIS

### 5.3.3 RNA ⓘ

There are no RNA chains in this entry.

## 5.4 Non-standard residues in protein, DNA, RNA chains ⓘ

There are no non-standard protein/DNA/RNA residues in this entry.

## 5.5 Carbohydrates ⓘ

There are no carbohydrates in this entry.

## 5.6 Ligand geometry ⓘ

8 ligands are modelled in this entry.

In the following table, the Counts columns list the number of bonds (or angles) for which Mogul statistics could be retrieved, the number of bonds (or angles) that are observed in the model and the number of bonds (or angles) that are defined in the chemical component dictionary. The Link column lists molecule types, if any, to which the group is linked. The Z score for a bond length (or angle) is the number of standard deviations the observed value is removed from the expected value. A bond length (or angle) with  $|Z| > 2$  is considered an outlier worth inspection. RMSZ is the root-mean-square of all Z scores of the bond lengths (or angles).

Mol	Type	Chain	Res	Link	Bond lengths			Bond angles		
					Counts	RMSZ	$\# Z  > 2$	Counts	RMSZ	$\# Z  > 2$
2	PO4	A	501	-	4,4,4	0.27	0	6,6,6	0.31	0
2	PO4	B	501	-	4,4,4	0.38	0	6,6,6	0.32	0
2	PO4	C	501	-	4,4,4	0.13	0	6,6,6	0.31	0
2	PO4	D	501	-	4,4,4	0.23	0	6,6,6	0.32	0
2	PO4	E	501	-	4,4,4	0.19	0	6,6,6	0.31	0
2	PO4	F	501	-	4,4,4	0.10	0	6,6,6	0.31	0
2	PO4	G	501	-	4,4,4	0.13	0	6,6,6	0.33	0

Mol	Type	Chain	Res	Link	Bond lengths			Bond angles		
					Counts	RMSZ	# Z  > 2	Counts	RMSZ	# Z  > 2
2	PO4	H	501	-	4,4,4	0.21	0	6,6,6	0.31	0

In the following table, the Chirals column lists the number of chiral outliers, the number of chiral centers analysed, the number of these observed in the model and the number defined in the chemical component dictionary. Similar counts are reported in the Torsion and Rings columns. '-' means no outliers of that kind were identified.

Mol	Type	Chain	Res	Link	Chirals	Torsions	Rings
2	PO4	A	501	-	-	0/0/0/0	0/0/0/0
2	PO4	B	501	-	-	0/0/0/0	0/0/0/0
2	PO4	C	501	-	-	0/0/0/0	0/0/0/0
2	PO4	D	501	-	-	0/0/0/0	0/0/0/0
2	PO4	E	501	-	-	0/0/0/0	0/0/0/0
2	PO4	F	501	-	-	0/0/0/0	0/0/0/0
2	PO4	G	501	-	-	0/0/0/0	0/0/0/0
2	PO4	H	501	-	-	0/0/0/0	0/0/0/0

There are no bond length outliers.

There are no bond angle outliers.

There are no chirality outliers.

There are no torsion outliers.

There are no ring outliers.

## 5.7 Other polymers ⓘ

There are no such residues in this entry.

## 5.8 Polymer linkage issues

There are no chain breaks in this entry.

## 6 Fit of model and data ⓘ

### 6.1 Protein, DNA and RNA chains ⓘ

In the following table, the column labelled ‘#RSRZ > 2’ contains the number (and percentage) of RSRZ outliers, followed by percent RSRZ outliers for the chain as percentile scores relative to all X-ray entries and entries of similar resolution. The OWAB column contains the minimum, median, 95<sup>th</sup> percentile and maximum values of the occupancy-weighted average B-factor per residue. The column labelled ‘Q < 0.9’ lists the number of (and percentage) of residues with an average occupancy less than 0.9.

Mol	Chain	Analysed	<RSRZ>	#RSRZ>2	OWAB(Å <sup>2</sup> )	Q<0.9
1	A	474/488 (97%)	-0.18	1 (0%) 93 95	17, 27, 46, 82	0
1	B	474/488 (97%)	-0.09	4 (0%) 83 87	17, 29, 48, 81	0
1	C	474/488 (97%)	-0.07	6 (1%) 74 78	19, 30, 51, 82	0
1	D	474/488 (97%)	-0.02	6 (1%) 74 78	18, 31, 51, 83	0
1	E	474/488 (97%)	-0.21	1 (0%) 93 95	19, 30, 49, 82	0
1	F	474/488 (97%)	-0.08	8 (1%) 67 71	17, 31, 51, 83	0
1	G	474/488 (97%)	-0.09	2 (0%) 90 92	18, 32, 52, 81	0
1	H	474/488 (97%)	0.07	11 (2%) 57 62	19, 32, 53, 84	0
All	All	3792/3904 (97%)	-0.08	39 (1%) 79 83	17, 30, 51, 84	0

All (39) RSRZ outliers are listed below:

Mol	Chain	Res	Type	RSRZ
1	H	135	HIS	6.2
1	H	121	ILE	5.3
1	A	135	HIS	5.2
1	E	135	HIS	4.0
1	D	135	HIS	3.7
1	F	135	HIS	3.7
1	H	11	ARG	3.4
1	G	135	HIS	3.4
1	B	135	HIS	3.2
1	F	134	PRO	3.1
1	C	135	HIS	3.1
1	F	11	ARG	3.1
1	H	134	PRO	3.0
1	C	24	THR	2.9
1	F	12	HIS	2.7
1	H	39	VAL	2.7

*Continued on next page...*

*Continued from previous page...*

Mol	Chain	Res	Type	RSRZ
1	H	12	HIS	2.6
1	D	11	ARG	2.4
1	D	377	HIS	2.3
1	H	377	HIS	2.3
1	H	82	ALA	2.2
1	C	377	HIS	2.2
1	H	25	ASP	2.2
1	H	120	CYS	2.2
1	F	27	ARG	2.2
1	H	24	THR	2.2
1	C	25	ASP	2.1
1	D	349	ALA	2.1
1	F	55	ALA	2.1
1	G	244	ALA	2.1
1	B	347	MET	2.1
1	C	108[A]	ARG	2.1
1	D	134	PRO	2.1
1	B	447[A]	ARG	2.1
1	D	82	ALA	2.0
1	C	12	HIS	2.0
1	F	377	HIS	2.0
1	B	248	TYR	2.0
1	F	354	ALA	2.0

## 6.2 Non-standard residues in protein, DNA, RNA chains ⓘ

There are no non-standard protein/DNA/RNA residues in this entry.

## 6.3 Carbohydrates ⓘ

There are no carbohydrates in this entry.

## 6.4 Ligands ⓘ

In the following table, the Atoms column lists the number of modelled atoms in the group and the number defined in the chemical component dictionary. LLDF column lists the quality of electron density of the group with respect to its neighbouring residues in protein, DNA or RNA chains. The B-factors column lists the minimum, median, 95<sup>th</sup> percentile and maximum values of B factors of atoms in the group. The column labelled 'Q< 0.9' lists the number of atoms with occupancy less than 0.9.

Mol	Type	Chain	Res	Atoms	RSR	LLDF	B-factors( $\text{\AA}^2$ )	Q<0.9
2	PO4	H	501	5/5	0.17	0.70	36,38,40,46	0
2	PO4	G	501	5/5	0.15	-0.15	31,31,43,43	0
2	PO4	B	501	5/5	0.14	-0.56	31,35,40,41	0
2	PO4	D	501	5/5	0.16	-0.59	27,29,37,39	0
2	PO4	C	501	5/5	0.15	-0.77	36,36,38,41	0
2	PO4	E	501	5/5	0.11	-1.04	27,30,33,36	0
2	PO4	F	501	5/5	0.09	-1.52	26,32,36,37	0
2	PO4	A	501	5/5	0.09	-2.20	24,26,30,32	0

## 6.5 Other polymers

There are no such residues in this entry.