



Full wwPDB X-ray Structure Validation Report

Mar 1, 2014 – 12:50 AM GMT

PDB ID : 4I3U
Title : Structure of phosphonoacetaldehydedehydrogenase in complex with phospho
noacetaldehyde
Authors : Nair, S.K.; Agarwal, V.
Deposited on : 2012-11-26
Resolution : 2.10 Å(reported)

This is a full wwPDB validation report for a publicly released PDB entry.
We welcome your comments at validation@mail.wwpdb.org
A user guide is available at <http://wwpdb.org/ValidationPDFNotes.html>

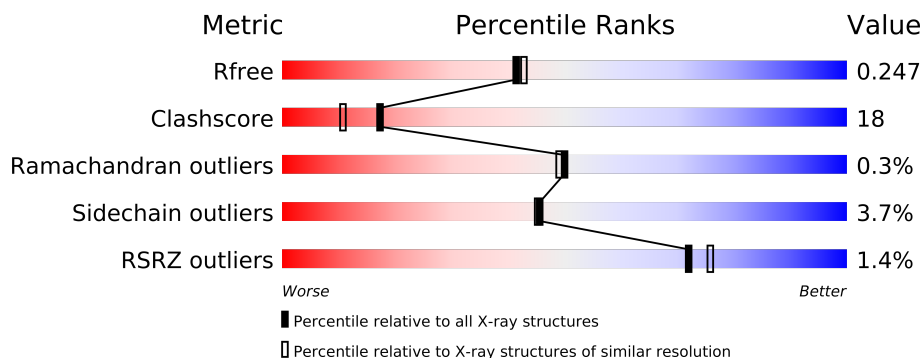
The following versions of software and data (see [references](#)) were used in the production of this report:

MolProbity : 4.02b-467
Mogul : 1.15 2013
Xtriage (Phenix) : dev-1323
EDS : stable22639
Percentile statistics : 21963
Refmac : 5.8.0049
CCP4 : 6.3.0 (Settle)
Ideal geometry (proteins) : Engh & Huber (2001)
Ideal geometry (DNA, RNA) : Parkinson et. al. (1996)
Validation Pipeline (wwPDB-VP) : stable22683

1 Overall quality at a glance

The reported resolution of this entry is 2.10 Å.

Percentile scores (ranging between 0-100) for global validation metrics of the entry are shown in the following graphic. The table shows the number of entries on which the scores are based.



Metric	Whole archive (#Entries)	Similar resolution (#Entries, resolution range(Å))
R_{free}	66092	3012 (2.10-2.10)
Clashscore	79885	3649 (2.10-2.10)
Ramachandran outliers	78287	3610 (2.10-2.10)
Sidechain outliers	78261	3611 (2.10-2.10)
RSRZ outliers	66119	3013 (2.10-2.10)

The table below summarises the geometric issues observed across the polymeric chains and their fit to the electron density. The red, orange, yellow and green segments on the lower bar indicate the fraction of residues that contain outliers for ≥ 3 , 2, 1 and 0 types of geometric quality criteria. The upper red bar (where present) indicates the fraction of residues that have poor fit to the electron density.

Mol	Chain	Length	Quality of chain
1	A	488	
1	B	488	
1	C	488	
1	D	488	
1	E	488	
1	F	488	
1	G	488	
1	H	488	

The following table lists non-polymeric compounds that are outliers for geometric or electron-density-fit criteria:

Mol	Type	Chain	Res	Geometry	Electron density
2	POA	A	500	X	-

Continued on next page...

Continued from previous page...

Mol	Type	Chain	Res	Geometry	Electron density
2	POA	B	500	X	-
2	POA	D	500	X	-
2	POA	E	500	X	-
2	POA	F	500	X	-
2	POA	G	500	X	-
2	POA	H	500	X	-

2 Entry composition

There are 3 unique types of molecules in this entry. The entry contains 30980 atoms, of which 0 are hydrogen and 0 are deuterium.

In the tables below, the ZeroOcc column contains the number of atoms modelled with zero occupancy, the AltConf column contains the number of residues with at least one atom in alternate conformation and the Trace column contains the number of residues modelled with at most 2 atoms.

- Molecule 1 is a protein called Aldehyde dehydrogenase (NAD+).

Mol	Chain	Residues	Atoms					ZeroOcc	AltConf	Trace
1	A	473	Total	C	N	O	S	0	0	0
			3626	2294	630	683	19			
1	B	473	Total	C	N	O	S	0	0	0
			3626	2294	630	683	19			
1	C	473	Total	C	N	O	S	0	0	0
			3626	2294	630	683	19			
1	D	473	Total	C	N	O	S	0	0	0
			3626	2294	630	683	19			
1	E	473	Total	C	N	O	S	0	0	0
			3626	2294	630	683	19			
1	F	473	Total	C	N	O	S	0	0	0
			3626	2294	630	683	19			
1	G	473	Total	C	N	O	S	0	0	0
			3626	2294	630	683	19			
1	H	473	Total	C	N	O	S	0	0	0
			3626	2294	630	683	19			

There are 24 discrepancies between the modelled and reference sequences:

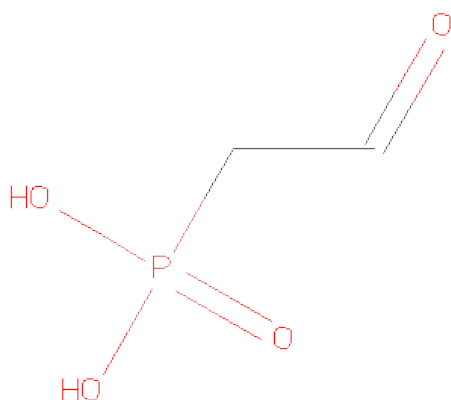
Chain	Residue	Modelled	Actual	Comment	Reference
A	-2	GLY	-	EXPRESSION TAG	UNP Q92UV7
A	-1	SER	-	EXPRESSION TAG	UNP Q92UV7
A	0	HIS	-	EXPRESSION TAG	UNP Q92UV7
B	-2	GLY	-	EXPRESSION TAG	UNP Q92UV7
B	-1	SER	-	EXPRESSION TAG	UNP Q92UV7
B	0	HIS	-	EXPRESSION TAG	UNP Q92UV7
C	-2	GLY	-	EXPRESSION TAG	UNP Q92UV7
C	-1	SER	-	EXPRESSION TAG	UNP Q92UV7
C	0	HIS	-	EXPRESSION TAG	UNP Q92UV7
D	-2	GLY	-	EXPRESSION TAG	UNP Q92UV7
D	-1	SER	-	EXPRESSION TAG	UNP Q92UV7
D	0	HIS	-	EXPRESSION TAG	UNP Q92UV7
E	-2	GLY	-	EXPRESSION TAG	UNP Q92UV7

Continued on next page...

Continued from previous page...

Chain	Residue	Modelled	Actual	Comment	Reference
E	-1	SER	-	EXPRESSION TAG	UNP Q92UV7
E	0	HIS	-	EXPRESSION TAG	UNP Q92UV7
F	-2	GLY	-	EXPRESSION TAG	UNP Q92UV7
F	-1	SER	-	EXPRESSION TAG	UNP Q92UV7
F	0	HIS	-	EXPRESSION TAG	UNP Q92UV7
G	-2	GLY	-	EXPRESSION TAG	UNP Q92UV7
G	-1	SER	-	EXPRESSION TAG	UNP Q92UV7
G	0	HIS	-	EXPRESSION TAG	UNP Q92UV7
H	-2	GLY	-	EXPRESSION TAG	UNP Q92UV7
H	-1	SER	-	EXPRESSION TAG	UNP Q92UV7
H	0	HIS	-	EXPRESSION TAG	UNP Q92UV7

- Molecule 2 is PHOSPHONOACETALDEHYDE (three-letter code: POA) (formula: $C_2H_5O_4P$).



Mol	Chain	Residues	Atoms				ZeroOcc	AltConf
2	A	1	Total	C	O	P	0	0
			7	2	4	1		
2	B	1	Total	C	O	P	0	0
			7	2	4	1		
2	C	1	Total	C	O	P	0	0
			7	2	4	1		
2	D	1	Total	C	O	P	0	0
			7	2	4	1		
2	E	1	Total	C	O	P	0	0
			7	2	4	1		

Continued on next page...

Continued from previous page...

Mol	Chain	Residues	Atoms				ZeroOcc	AltConf
2	F	1	Total	C	O	P	0	0
			7	2	4	1		
2	G	1	Total	C	O	P	0	0
			7	2	4	1		
2	H	1	Total	C	O	P	0	0
			7	2	4	1		

- Molecule 3 is water.

Mol	Chain	Residues	Atoms		ZeroOcc	AltConf
3	A	287	Total	O	0	0
			287	287		
3	B	233	Total	O	0	0
			233	233		
3	C	237	Total	O	0	0
			237	237		
3	D	258	Total	O	0	0
			258	258		
3	E	245	Total	O	0	0
			245	245		
3	F	225	Total	O	0	0
			225	225		
3	G	204	Total	O	0	0
			204	204		
3	H	227	Total	O	0	0
			227	227		

3 Residue-property plots

These plots are drawn for all protein, RNA and DNA chains in the entry. The first graphic for a chain summarises the proportions of errors displayed in the second graphic. The second graphic shows the sequence view annotated by issues in geometry and electron density. Residues are color-coded according to the number of geometric quality criteria for which they contain at least one outlier: green = 0, yellow = 1, orange = 2 and red = 3 or more. A red dot above a residue indicates a poor fit to the electron density ($RSRZ > 2$). Stretches of 2 or more consecutive residues without any outlier are shown as a green connector. Residues present in the sample, but not in the model, are shown in grey.

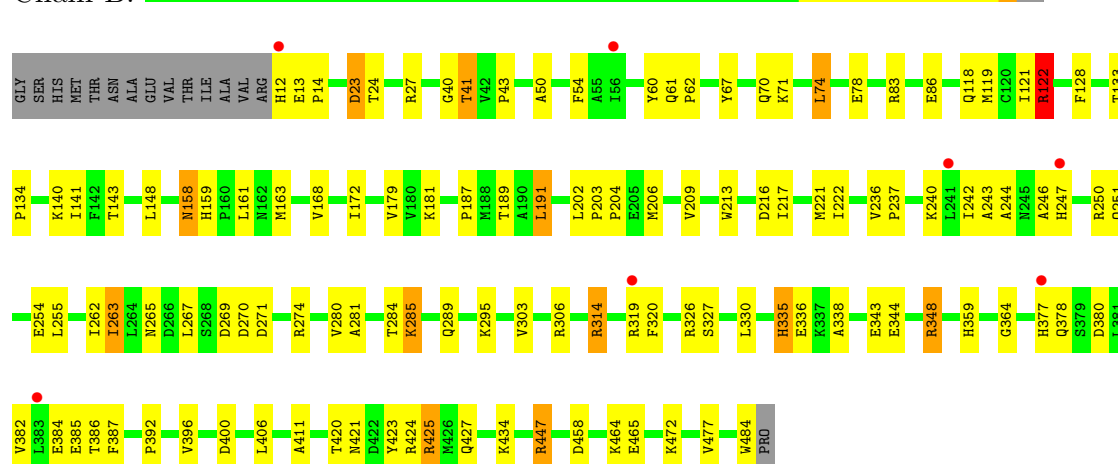
• Molecule 1: Aldehyde dehydrogenase (NAD+)

Chain A:



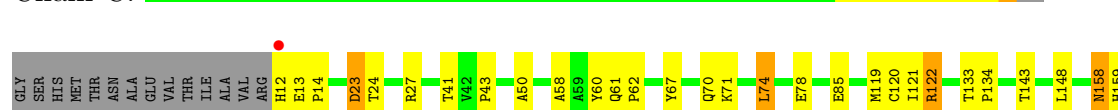
• Molecule 1: Aldehyde dehydrogenase (NAD+)

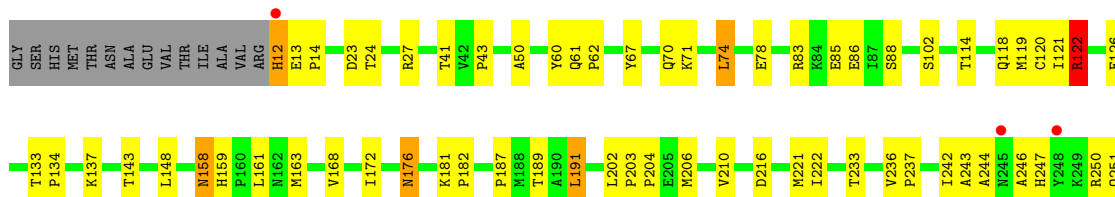
Chain B:

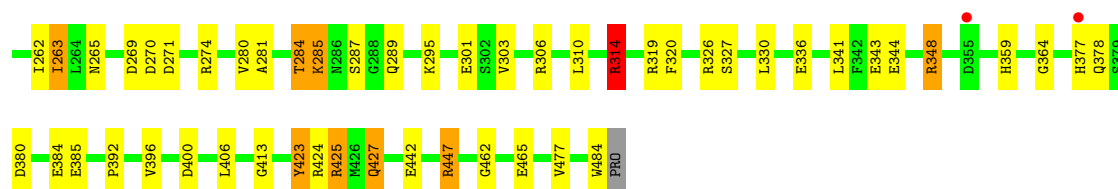


• Molecule 1: Aldehyde dehydrogenase (NAD+)

Chain C:

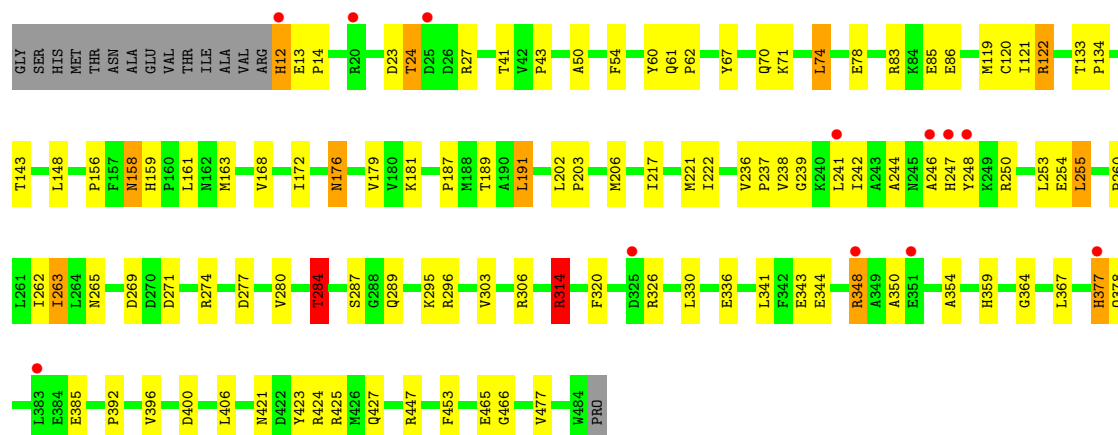






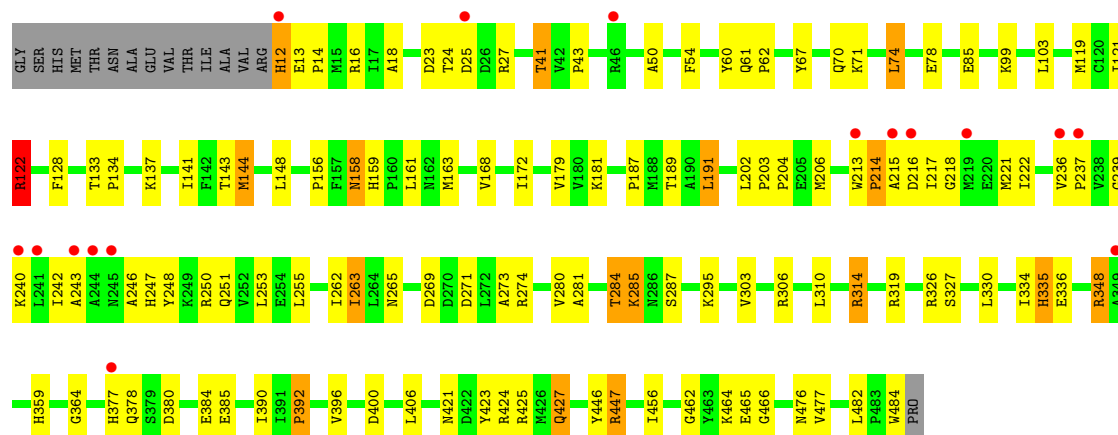
• Molecule 1: Aldehyde dehydrogenase (NAD+)

Chain G:



• Molecule 1: Aldehyde dehydrogenase (NAD+)

Chain H:



4 Data and refinement statistics

Property	Value	Source
Space group	P 1 21 1	Depositor
Cell constants a, b, c, α , β , γ	93.35Å 172.88Å 138.97Å 90.00° 106.73° 90.00°	Depositor
Resolution (Å)	39.11 – 2.10 39.11 – 2.10	Depositor EDS
% Data completeness (in resolution range)	96.6 (39.11-2.10) 96.6 (39.11-2.10)	Depositor EDS
R_{merge}	0.10	Depositor
R_{sym}	(Not available)	Depositor
$\langle I/\sigma(I) \rangle$ ¹	2.08 (at 2.10Å)	Xtriage
Refinement program	PHENIX (phenix.refine: 1.7.1_743)	Depositor
R, R_{free}	0.210 , 0.253 0.205 , 0.247	Depositor DCC
R_{free} test set	11836 reflections (5.00%)	DCC
Wilson B-factor (Å ²)	20.4	Xtriage
Anisotropy	0.069	Xtriage
Bulk solvent k_{sol} (e/Å ³), B_{sol} (Å ²)	0.36 , 31.5	EDS
Estimated twinning fraction	0.026 for h,-k,-h-l	Xtriage
L-test for twinning	$\langle L \rangle = 0.47$, $\langle L^2 \rangle = 0.30$	Xtriage
Outliers	0 of 236736 reflections	Xtriage
F_o, F_c correlation	0.93	EDS
Total number of atoms	30980	wwPDB-VP
Average B, all atoms (Å ²)	24.0	wwPDB-VP

Xtriage's analysis on translational NCS is as follows: *The largest off-origin peak in the Patterson function is 2.46% of the height of the origin peak. No significant pseudotranslation is detected.*

¹Intensities estimated from amplitudes.

5 Model quality

5.1 Standard geometry

Bond lengths and bond angles in the following residue types are not validated in this section: POA

The Z score for a bond length (or angle) is the number of standard deviations the observed value is removed from the expected value. A bond length (or angle) with $|Z| > 5$ is considered an outlier worth inspection. RMSZ is the root-mean-square of all Z scores of the bond lengths (or angles).

Mol	Chain	Bond lengths		Bond angles	
		RMSZ	$\# Z > 5$	RMSZ	$\# Z > 5$
1	A	0.79	6/3698 (0.2%)	0.84	15/5030 (0.3%)
1	B	0.71	6/3698 (0.2%)	0.79	9/5030 (0.2%)
1	C	0.76	9/3698 (0.2%)	0.83	8/5030 (0.2%)
1	D	0.84	8/3698 (0.2%)	0.85	19/5030 (0.4%)
1	E	0.78	15/3698 (0.4%)	0.86	12/5030 (0.2%)
1	F	0.83	11/3698 (0.3%)	0.82	13/5030 (0.3%)
1	G	0.73	11/3698 (0.3%)	0.81	10/5030 (0.2%)
1	H	0.74	6/3698 (0.2%)	0.84	8/5030 (0.2%)
All	All	0.77	72/29584 (0.2%)	0.83	94/40240 (0.2%)

Chiral center outliers are detected by calculating the chiral volume of a chiral center and verifying if the center is modelled as a planar moiety or with the opposite hand. A planarity outlier is detected by checking planarity of atoms in a peptide group, atoms in a mainchain group or atoms of a sidechain that are expected to be planar.

Mol	Chain	#Chirality outliers	#Planarity outliers
1	B	0	1
1	E	0	1
1	F	0	1
All	All	0	3

All (72) bond length outliers are listed below:

Mol	Chain	Res	Type	Atoms	Z	Observed(Å)	Ideal(Å)
1	F	423	TYR	CE1-CZ	-15.98	1.17	1.38
1	D	423	TYR	CE2-CZ	-14.37	1.19	1.38
1	F	423	TYR	CE2-CZ	-14.16	1.20	1.38
1	A	423	TYR	CE1-CZ	-14.14	1.20	1.38
1	F	423	TYR	CG-CD1	-13.85	1.21	1.39
1	A	423	TYR	CE2-CZ	-13.71	1.20	1.38
1	D	423	TYR	CG-CD2	-13.68	1.21	1.39

Continued on next page...

Continued from previous page...

Mol	Chain	Res	Type	Atoms	Z	Observed(Å)	Ideal(Å)
1	D	423	TYR	CE1-CZ	-13.53	1.21	1.38
1	F	423	TYR	CG-CD2	-13.44	1.21	1.39
1	A	423	TYR	CG-CD2	-13.30	1.21	1.39
1	D	158	ASN	CG-OD1	-12.81	0.95	1.24
1	D	423	TYR	CG-CD1	-12.72	1.22	1.39
1	A	423	TYR	CG-CD1	-11.94	1.23	1.39
1	H	423	TYR	CE2-CZ	-11.30	1.23	1.38
1	C	343	GLU	CD-OE2	-10.73	1.13	1.25
1	C	343	GLU	CD-OE1	-10.15	1.14	1.25
1	B	423	TYR	CE1-CZ	-9.91	1.25	1.38
1	B	423	TYR	CE2-CZ	-9.68	1.25	1.38
1	F	343	GLU	CD-OE2	-9.46	1.15	1.25
1	G	176	ASN	CG-OD1	-9.38	1.03	1.24
1	C	423	TYR	CE2-CZ	-9.33	1.26	1.38
1	G	176	ASN	CG-ND2	-9.32	1.09	1.32
1	G	423	TYR	CG-CD1	-9.29	1.27	1.39
1	H	423	TYR	CE1-CZ	-9.24	1.26	1.38
1	G	423	TYR	CE1-CZ	-8.99	1.26	1.38
1	E	423	TYR	CE2-CZ	-8.97	1.26	1.38
1	C	120	CYS	CB-SG	-8.94	1.67	1.82
1	F	176	ASN	CG-ND2	-8.83	1.10	1.32
1	F	343	GLU	CD-OE1	-8.70	1.16	1.25
1	E	423	TYR	CG-CD1	-8.59	1.27	1.39
1	C	423	TYR	CG-CD1	-8.57	1.28	1.39
1	E	423	TYR	CE1-CZ	-8.47	1.27	1.38
1	B	344	GLU	CB-CG	-8.45	1.36	1.52
1	E	120	CYS	CB-SG	-8.21	1.68	1.82
1	E	423	TYR	CG-CD2	-8.12	1.28	1.39
1	G	423	TYR	CG-CD2	-8.11	1.28	1.39
1	B	423	TYR	CG-CD1	-8.10	1.28	1.39
1	F	176	ASN	CG-OD1	-8.08	1.06	1.24
1	G	423	TYR	CE2-CZ	-7.99	1.28	1.38
1	E	222	ILE	CB-CG2	-7.95	1.28	1.52
1	H	423	TYR	CG-CD2	-7.87	1.28	1.39
1	C	423	TYR	CG-CD2	-7.74	1.29	1.39
1	C	423	TYR	CE1-CZ	-7.59	1.28	1.38
1	H	423	TYR	CG-CD1	-7.54	1.29	1.39
1	B	423	TYR	CG-CD2	-7.36	1.29	1.39
1	D	284	THR	CB-CG2	-7.17	1.28	1.52
1	G	343	GLU	CD-OE2	-6.98	1.18	1.25
1	H	284	THR	CB-CG2	-6.76	1.30	1.52
1	F	120	CYS	CB-SG	-6.76	1.70	1.82

Continued on next page...

Continued from previous page...

Mol	Chain	Res	Type	Atoms	Z	Observed(Å)	Ideal(Å)
1	G	343	GLU	CD-OE1	-6.66	1.18	1.25
1	B	122	ARG	CG-CD	-6.34	1.36	1.51
1	D	343	GLU	CD-OE1	-6.15	1.18	1.25
1	A	122	ARG	CB-CG	-6.14	1.35	1.52
1	D	122	ARG	CB-CG	-5.85	1.36	1.52
1	E	343	GLU	CD-OE2	-5.75	1.19	1.25
1	G	122	ARG	CB-CG	-5.69	1.37	1.52
1	H	122	ARG	CB-CG	-5.66	1.37	1.52
1	E	384	GLU	CB-CG	-5.65	1.41	1.52
1	G	284	THR	CB-CG2	-5.60	1.33	1.52
1	E	122	ARG	CB-CG	-5.58	1.37	1.52
1	F	122	ARG	CB-CG	-5.57	1.37	1.52
1	F	284	THR	CB-CG2	-5.54	1.34	1.52
1	C	484	TRP	NE1-CE2	-5.49	1.30	1.37
1	E	284	THR	CB-CG2	-5.48	1.34	1.52
1	G	120	CYS	CB-SG	-5.45	1.73	1.81
1	E	199	GLU	CD-OE2	5.45	1.31	1.25
1	E	222	ILE	CA-CB	5.36	1.67	1.54
1	E	314	ARG	CZ-NH1	-5.31	1.26	1.33
1	C	284	THR	CB-CG2	-5.30	1.34	1.52
1	E	343	GLU	CD-OE1	-5.28	1.19	1.25
1	E	447	ARG	CZ-NH1	-5.27	1.26	1.33
1	A	120	CYS	CB-SG	-5.17	1.73	1.81

All (94) bond angle outliers are listed below:

Mol	Chain	Res	Type	Atoms	Z	Observed(°)	Ideal(°)
1	E	314	ARG	NE-CZ-NH2	16.74	128.67	120.30
1	A	314	ARG	NE-CZ-NH2	14.38	127.49	120.30
1	C	314	ARG	NE-CZ-NH2	13.84	127.22	120.30
1	G	314	ARG	NE-CZ-NH2	13.18	126.89	120.30
1	C	343	GLU	OE1-CD-OE2	-11.86	109.07	123.30
1	B	314	ARG	NE-CZ-NH1	11.54	126.07	120.30
1	H	314	ARG	NE-CZ-NH1	11.48	126.04	120.30
1	F	314	ARG	NE-CZ-NH1	11.43	126.02	120.30
1	D	314	ARG	NE-CZ-NH1	11.12	125.86	120.30
1	F	343	GLU	OE1-CD-OE2	-10.50	110.70	123.30
1	H	158	ASN	N-CA-CB	-10.32	92.03	110.60
1	C	348	ARG	NE-CZ-NH2	-10.15	115.23	120.30
1	G	314	ARG	NE-CZ-NH1	-9.91	115.34	120.30
1	H	314	ARG	NE-CZ-NH2	-8.92	115.84	120.30
1	F	158	ASN	N-CA-CB	-7.99	96.22	110.60

Continued on next page...

Continued from previous page...

Mol	Chain	Res	Type	Atoms	Z	Observed(°)	Ideal(°)
1	D	348	ARG	NE-CZ-NH1	7.84	124.22	120.30
1	F	423	TYR	CD1-CE1-CZ	7.79	126.81	119.80
1	D	122	ARG	CB-CA-C	-7.71	94.97	110.40
1	A	122	ARG	CG-CD-NE	-7.68	95.67	111.80
1	B	314	ARG	NE-CZ-NH2	-7.61	116.49	120.30
1	F	314	ARG	NE-CZ-NH2	-7.54	116.53	120.30
1	A	158	ASN	N-CA-CB	-7.41	97.26	110.60
1	D	122	ARG	CG-CD-NE	-7.40	96.26	111.80
1	C	158	ASN	N-CA-CB	-7.39	97.30	110.60
1	G	122	ARG	CB-CA-C	-7.35	95.70	110.40
1	H	314	ARG	CG-CD-NE	-7.33	96.40	111.80
1	F	314	ARG	CG-CD-NE	-7.32	96.42	111.80
1	B	122	ARG	NE-CZ-NH2	-7.32	116.64	120.30
1	E	314	ARG	CD-NE-CZ	7.25	133.74	123.60
1	B	158	ASN	N-CA-CB	-7.20	97.65	110.60
1	G	343	GLU	OE1-CD-OE2	-7.20	114.66	123.30
1	E	343	GLU	OE1-CD-OE2	-7.19	114.67	123.30
1	A	423	TYR	CZ-CE2-CD2	7.18	126.26	119.80
1	D	314	ARG	NE-CZ-NH2	-7.16	116.72	120.30
1	A	122	ARG	CB-CA-C	-7.14	96.12	110.40
1	G	314	ARG	CD-NE-CZ	7.01	133.41	123.60
1	E	158	ASN	N-CA-CB	-6.97	98.05	110.60
1	F	423	TYR	CZ-CE2-CD2	6.97	126.07	119.80
1	G	158	ASN	N-CA-CB	-6.95	98.10	110.60
1	G	122	ARG	CG-CD-NE	-6.94	97.22	111.80
1	F	423	TYR	CD1-CG-CD2	-6.93	110.27	117.90
1	D	423	TYR	CZ-CE2-CD2	6.90	126.01	119.80
1	D	314	ARG	CG-CD-NE	-6.86	97.39	111.80
1	H	214	PRO	C-N-CA	-6.84	104.59	121.70
1	D	423	TYR	CB-CG-CD1	6.83	125.09	121.00
1	D	423	TYR	CD1-CG-CD2	-6.82	110.40	117.90
1	C	122	ARG	CB-CA-C	-6.80	96.81	110.40
1	E	314	ARG	NE-CZ-NH1	-6.79	116.91	120.30
1	D	284	THR	OG1-CB-CG2	-6.71	94.58	110.00
1	C	314	ARG	CD-NE-CZ	6.63	132.89	123.60
1	F	423	TYR	CB-CG-CD2	6.60	124.96	121.00
1	F	423	TYR	CE1-CZ-CE2	-6.59	109.25	119.80
1	A	423	TYR	CB-CG-CD1	6.52	124.91	121.00
1	A	425	ARG	NE-CZ-NH2	-6.50	117.05	120.30
1	E	427	GLN	CA-CB-CG	6.50	127.69	113.40
1	D	423	TYR	CD1-CE1-CZ	6.49	125.64	119.80
1	B	314	ARG	CG-CD-NE	-6.46	98.23	111.80

Continued on next page...

Continued from previous page...

Mol	Chain	Res	Type	Atoms	Z	Observed(°)	Ideal(°)
1	A	423	TYR	CD1-CE1-CZ	6.39	125.55	119.80
1	E	51	ARG	NE-CZ-NH1	6.35	123.47	120.30
1	F	425	ARG	NE-CZ-NH2	-6.34	117.13	120.30
1	F	314	ARG	CD-NE-CZ	6.34	132.47	123.60
1	H	284	THR	OG1-CB-CG2	-6.31	95.49	110.00
1	D	423	TYR	CE1-CZ-CE2	-6.29	109.74	119.80
1	A	423	TYR	CD1-CG-CD2	-6.23	111.05	117.90
1	E	51	ARG	CG-CD-NE	6.16	124.74	111.80
1	G	284	THR	OG1-CB-CG2	-6.11	95.95	110.00
1	D	314	ARG	CD-NE-CZ	6.10	132.14	123.60
1	A	423	TYR	CE1-CZ-CE2	-6.01	110.18	119.80
1	A	314	ARG	CD-NE-CZ	5.97	131.96	123.60
1	C	122	ARG	CG-CD-NE	-5.88	99.46	111.80
1	C	74	LEU	CA-CB-CG	5.76	128.55	115.30
1	E	74	LEU	CA-CB-CG	5.71	128.44	115.30
1	D	343	GLU	OE1-CD-OE2	-5.70	116.46	123.30
1	D	348	ARG	NH1-CZ-NH2	-5.68	113.15	119.40
1	E	74	LEU	CD1-CG-CD2	-5.67	93.48	110.50
1	B	425	ARG	NE-CZ-NH2	-5.60	117.50	120.30
1	A	306	ARG	NE-CZ-NH2	5.52	123.06	120.30
1	A	314	ARG	NH1-CZ-NH2	-5.46	113.40	119.40
1	B	74	LEU	CA-CB-CG	5.43	127.79	115.30
1	D	423	TYR	CB-CG-CD2	5.33	124.20	121.00
1	G	367	LEU	CA-CB-CG	5.31	127.52	115.30
1	D	367	LEU	CA-CB-CG	5.29	127.47	115.30
1	B	343	GLU	OE1-CD-OE2	-5.28	116.97	123.30
1	E	274	ARG	NE-CZ-NH1	-5.26	117.67	120.30
1	A	343	GLU	OE1-CD-OE2	-5.25	117.01	123.30
1	A	221	MET	CG-SD-CE	5.24	108.58	100.20
1	D	306	ARG	NE-CZ-NH2	-5.24	117.68	120.30
1	H	314	ARG	CD-NE-CZ	5.23	130.92	123.60
1	D	425	ARG	NE-CZ-NH2	-5.22	117.69	120.30
1	F	423	TYR	CB-CG-CD1	5.21	124.13	121.00
1	B	314	ARG	CD-NE-CZ	5.21	130.89	123.60
1	E	447	ARG	NE-CZ-NH2	5.09	122.84	120.30
1	G	255	LEU	CA-CB-CG	-5.08	103.61	115.30
1	H	423	TYR	CB-CG-CD1	5.02	124.01	121.00

There are no chirality outliers.

All (3) planarity outliers are listed below:

Mol	Chain	Res	Type	Group
1	B	314	ARG	Sidechain
1	E	377	HIS	Sidechain
1	F	314	ARG	Sidechain

5.2 Close contacts ⓘ

In the following table, the Non-H and H(model) columns list the number of non-hydrogen atoms and hydrogen atoms in the chain respectively. The H(added) column lists the number of hydrogens added by MolProbity. The Clashes column lists the number of clashes within the asymmetric unit, and the number in parentheses is this value normalized per 1000 atoms of the molecule in the chain. The Symm-Clashes column gives symmetry related clashes, in the same way as for the Clashes column.

Mol	Chain	Non-H	H(model)	H(added)	Clashes	Symm-Clashes
1	A	3626	0	3654	161	1
1	B	3626	0	3654	138	1
1	C	3626	0	3654	124	1
1	D	3626	0	3654	135	8
1	E	3626	0	3654	133	0
1	F	3626	0	3654	135	0
1	G	3626	0	3654	128	0
1	H	3626	0	3654	149	8
2	A	7	0	2	2	0
2	B	7	0	2	2	0
2	C	7	0	2	3	0
2	D	7	0	2	2	0
2	E	7	0	2	3	0
2	F	7	0	2	2	0
2	G	7	0	2	3	0
2	H	7	0	2	1	0
3	A	287	0	0	31	0
3	B	233	0	0	33	0
3	C	237	0	0	18	0
3	D	258	0	0	19	1
3	E	245	0	0	23	0
3	F	225	0	0	31	0
3	G	204	0	0	33	1
3	H	227	0	0	30	1
All	All	30980	0	29248	1023	11

Clashscore is defined as the number of clashes calculated for the entry per 1000 atoms (including hydrogens) of the entry. The overall clashscore for this entry is 18.

All (1023) close contacts within the same asymmetric unit are listed below.

Atom-1	Atom-2	Distance(Å)	Clash(Å)
1:A:12:HIS:CE1	1:C:85:GLU:HG3	1.47	1.45
1:A:359:HIS:O	1:G:326:ARG:CD	1.76	1.32
1:C:216:ASP:OD2	3:C:824:HOH:O	1.55	1.24
1:H:314:ARG:NH1	3:H:633:HOH:O	1.64	1.23
1:D:314:ARG:NH2	3:D:739:HOH:O	1.72	1.23
1:H:271:ASP:OD1	1:H:274:ARG:NH1	1.72	1.22
1:F:274:ARG:NH2	3:F:777:HOH:O	1.67	1.22
1:E:206:MET:SD	3:E:839:HOH:O	1.95	1.22
1:A:12:HIS:CE1	1:C:85:GLU:CG	2.22	1.21
1:B:285:LYS:HE3	3:B:809:HOH:O	1.40	1.20
1:A:12:HIS:CD2	1:C:85:GLU:HB2	1.76	1.20
1:B:274:ARG:NH2	3:B:734:HOH:O	1.73	1.19
1:D:319:ARG:HD2	3:D:849:HOH:O	1.42	1.19
1:E:216:ASP:OD2	3:E:820:HOH:O	1.59	1.19
1:A:221:MET:SD	3:A:879:HOH:O	1.97	1.19
1:A:85:GLU:OE2	3:A:613:HOH:O	1.60	1.17
1:A:71:LYS:HD2	3:A:883:HOH:O	1.43	1.16
1:D:24:THR:HG22	1:D:43:PRO:HB3	1.26	1.16
1:F:126:GLU:OE1	3:F:678:HOH:O	1.62	1.16
1:B:12:HIS:N	3:B:817:HOH:O	1.78	1.15
1:G:24:THR:HG22	1:G:43:PRO:HB3	1.21	1.14
1:F:314:ARG:NH1	3:F:820:HOH:O	1.80	1.14
1:F:71:LYS:HD2	3:F:644:HOH:O	1.47	1.14
1:A:216:ASP:OD2	3:A:662:HOH:O	1.63	1.14
1:A:24:THR:HG22	1:A:43:PRO:HB3	1.28	1.14
1:E:446:TYR:OH	3:E:840:HOH:O	1.62	1.14
1:C:24:THR:HG22	1:C:43:PRO:HB3	1.27	1.13
1:H:348:ARG:HH11	1:H:348:ARG:HG3	1.01	1.12
1:H:24:THR:HG22	1:H:43:PRO:HB3	1.32	1.12
1:F:247:HIS:O	3:F:716:HOH:O	1.63	1.12
1:G:348:ARG:HH11	1:G:348:ARG:HG3	1.09	1.11
1:E:348:ARG:HG3	1:E:348:ARG:HH11	1.12	1.11
1:B:348:ARG:HH11	1:B:348:ARG:HG3	1.08	1.10
1:H:221:MET:SD	3:H:807:HOH:O	2.08	1.10
1:E:24:THR:HG22	1:E:43:PRO:HB3	1.22	1.10
1:A:12:HIS:HD2	3:C:615:HOH:O	1.37	1.07
1:A:12:HIS:N	3:A:880:HOH:O	1.85	1.07
1:B:206:MET:SD	3:B:825:HOH:O	2.13	1.07
1:B:24:THR:HG22	1:B:43:PRO:HB3	1.32	1.07
1:H:236:VAL:HA	1:H:255:LEU:HD23	1.37	1.06
1:G:158:ASN:HB2	3:G:639:HOH:O	1.53	1.06
1:F:348:ARG:HG3	1:F:348:ARG:HH11	1.13	1.06
1:C:270:ASP:OD1	1:E:319:ARG:NH1	1.88	1.06

Continued on next page...

Continued from previous page...

Atom-1	Atom-2	Distance(Å)	Clash(Å)
1:G:421:ASN:HB3	3:G:677:HOH:O	1.56	1.05
1:G:254:GLU:OE1	3:G:665:HOH:O	1.73	1.04
1:A:359:HIS:O	1:G:326:ARG:HD2	0.87	1.03
1:F:24:THR:HG22	1:F:43:PRO:HB3	1.36	1.03
1:H:70:GLN:OE1	3:H:758:HOH:O	1.74	1.03
1:A:12:HIS:NE2	1:C:85:GLU:HB2	1.72	1.03
1:B:424:ARG:NH1	3:B:806:HOH:O	1.89	1.03
1:B:216:ASP:OD2	3:B:698:HOH:O	1.78	1.01
1:A:384:GLU:OE2	3:A:722:HOH:O	1.78	1.01
1:G:206:MET:SD	3:G:756:HOH:O	2.20	1.00
1:E:58:ALA:CB	1:E:226:HIS:HD2	1.76	0.99
1:H:280:VAL:O	1:H:284:THR:HG22	1.61	0.99
1:E:377:HIS:HD2	3:E:650:HOH:O	1.46	0.98
1:D:314:ARG:NH1	3:D:639:HOH:O	1.96	0.98
1:F:12:HIS:N	3:F:759:HOH:O	1.96	0.98
1:A:348:ARG:HG3	1:A:348:ARG:HH11	1.30	0.97
1:B:472:LYS:NZ	3:B:821:HOH:O	1.95	0.97
1:G:280:VAL:O	1:G:284:THR:HG22	1.65	0.96
1:G:24:THR:CG2	1:G:43:PRO:HB3	1.95	0.96
1:E:271:ASP:OD1	1:E:274:ARG:NH1	1.97	0.96
1:D:377:HIS:HD2	1:D:406:LEU:HG	1.31	0.96
1:B:250:ARG:NH2	3:B:805:HOH:O	1.99	0.95
1:A:424:ARG:NH1	3:A:741:HOH:O	1.99	0.95
1:A:12:HIS:NE2	1:C:85:GLU:CG	2.30	0.94
1:F:271:ASP:OD1	1:F:274:ARG:NH1	1.99	0.94
1:G:236:VAL:HA	1:G:255:LEU:HD23	1.48	0.94
1:D:314:ARG:CZ	3:D:639:HOH:O	2.16	0.94
1:D:271:ASP:OD1	1:D:274:ARG:NH1	2.00	0.94
1:D:247:HIS:NE2	1:E:21:LEU:O	2.01	0.93
1:E:421:ASN:HB3	3:E:841:HOH:O	1.69	0.92
1:C:12:HIS:ND1	1:C:41:THR:CG2	2.32	0.92
1:H:50:ALA:HB1	1:H:221:MET:HE2	1.48	0.91
1:E:24:THR:CG2	1:E:43:PRO:HB3	2.00	0.91
1:D:348:ARG:HG3	1:D:348:ARG:HH11	1.36	0.91
1:G:280:VAL:O	1:G:284:THR:CG2	2.18	0.91
1:H:85:GLU:OE1	3:H:615:HOH:O	1.89	0.90
1:A:12:HIS:NE2	1:C:85:GLU:CB	2.34	0.90
1:D:24:THR:CG2	1:D:43:PRO:HB3	2.00	0.90
1:H:348:ARG:NH1	1:H:348:ARG:HG3	1.74	0.90
1:D:378:GLN:HG2	3:D:723:HOH:O	1.71	0.89
1:F:465:GLU:OE2	3:F:804:HOH:O	1.90	0.89
1:A:12:HIS:HE1	1:C:85:GLU:HG3	1.27	0.89

Continued on next page...

Continued from previous page...

Atom-1	Atom-2	Distance(Å)	Clash(Å)
1:B:421:ASN:HB3	3:B:657:HOH:O	1.70	0.89
1:D:280:VAL:O	1:D:284:THR:HG22	1.73	0.89
1:C:213:TRP:HD1	3:C:824:HOH:O	1.56	0.88
1:F:67:TYR:CZ	1:F:71:LYS:HD3	2.09	0.88
1:B:348:ARG:HG3	1:B:348:ARG:NH1	1.83	0.87
1:E:348:ARG:NH1	1:E:348:ARG:HG3	1.86	0.87
1:C:24:THR:CG2	1:C:43:PRO:HB3	2.05	0.87
1:A:447:ARG:HD3	3:A:601:HOH:O	1.73	0.86
1:F:50:ALA:HB1	1:F:221:MET:HE2	1.58	0.86
1:B:24:THR:CG2	1:B:43:PRO:HB3	2.04	0.86
1:H:12:HIS:ND1	1:H:41:THR:HG22	1.90	0.85
1:H:24:THR:CG2	1:H:43:PRO:HB3	2.06	0.85
1:G:163:MET:HG3	3:G:804:HOH:O	1.75	0.85
1:D:421:ASN:HB3	3:H:620:HOH:O	1.74	0.85
1:G:348:ARG:NH1	1:G:348:ARG:HG3	1.81	0.84
1:F:24:THR:CG2	1:F:43:PRO:HB3	2.08	0.84
1:A:12:HIS:ND1	1:A:41:THR:HG22	1.93	0.84
1:A:24:THR:CG2	1:A:43:PRO:HB3	2.08	0.84
1:E:448:ILE:HG23	3:E:840:HOH:O	1.75	0.84
1:B:12:HIS:ND1	1:B:41:THR:CG2	2.41	0.84
1:F:148:LEU:H	1:F:176:ASN:HD21	1.26	0.84
1:G:163:MET:HE3	3:G:659:HOH:O	1.78	0.83
1:H:348:ARG:HH11	1:H:348:ARG:CG	1.86	0.83
1:C:203:PRO:HG2	1:C:206:MET:HE3	1.60	0.83
1:E:448:ILE:CG2	3:E:840:HOH:O	2.25	0.83
1:F:12:HIS:ND1	1:F:41:THR:CG2	2.42	0.83
1:E:50:ALA:HB1	1:E:221:MET:HE2	1.60	0.83
1:H:67:TYR:CZ	1:H:71:LYS:HD3	2.14	0.82
1:D:62:PRO:HB3	1:D:206:MET:HE1	1.62	0.82
1:B:67:TYR:CZ	1:B:71:LYS:HD3	2.14	0.82
1:B:12:HIS:ND1	1:B:41:THR:HG22	1.94	0.82
1:F:62:PRO:HB3	1:F:206:MET:CE	2.10	0.82
1:H:447:ARG:HD3	3:H:612:HOH:O	1.78	0.82
1:A:121:ILE:HG23	3:A:851:HOH:O	1.78	0.81
1:G:447:ARG:HD3	3:G:746:HOH:O	1.79	0.81
1:B:280:VAL:O	1:B:284:THR:HG23	1.80	0.81
1:E:12:HIS:ND1	1:E:41:THR:HG22	1.95	0.81
1:D:377:HIS:CD2	1:D:406:LEU:HG	2.16	0.81
1:A:271:ASP:OD1	1:A:274:ARG:NH1	2.14	0.80
1:A:50:ALA:HB1	1:A:221:MET:HE2	1.63	0.80
1:H:12:HIS:ND1	1:H:41:THR:CG2	2.43	0.80
1:E:12:HIS:ND1	1:E:41:THR:CG2	2.44	0.80

Continued on next page...

Continued from previous page...

Atom-1	Atom-2	Distance(Å)	Clash(Å)
1:E:203:PRO:HG2	1:E:206:MET:HE3	1.64	0.80
1:A:250:ARG:HH11	1:D:462:GLY:HA3	1.47	0.80
1:F:250:ARG:HH11	1:H:462:GLY:HA3	1.44	0.80
1:B:447:ARG:HD3	3:B:636:HOH:O	1.80	0.80
1:E:62:PRO:HB3	1:E:206:MET:CE	2.12	0.79
1:A:67:TYR:CZ	1:A:71:LYS:HD3	2.16	0.79
1:A:181:LYS:HE2	3:A:641:HOH:O	1.82	0.79
1:A:12:HIS:ND1	1:A:41:THR:CG2	2.45	0.79
1:F:447:ARG:HD3	3:F:640:HOH:O	1.81	0.79
1:C:67:TYR:CZ	1:C:71:LYS:HD3	2.18	0.78
1:A:12:HIS:NE2	3:A:745:HOH:O	2.12	0.78
1:D:12:HIS:ND1	1:D:41:THR:CG2	2.47	0.78
1:G:67:TYR:CZ	1:G:71:LYS:HD3	2.19	0.78
1:G:12:HIS:ND1	1:G:41:THR:HG23	1.98	0.77
1:G:50:ALA:HB1	1:G:221:MET:HE2	1.66	0.77
1:D:447:ARG:HD3	3:D:668:HOH:O	1.83	0.77
1:G:62:PRO:HB3	1:G:206:MET:CE	2.14	0.77
1:E:67:TYR:CZ	1:E:71:LYS:HD3	2.19	0.77
1:E:484:TRP:C	3:E:705:HOH:O	2.23	0.77
1:A:137:LYS:HE3	1:D:442:GLU:OE2	1.84	0.77
1:B:121:ILE:HD11	1:C:119:MET:HE2	1.65	0.77
1:F:12:HIS:ND1	1:F:41:THR:HG22	1.99	0.77
1:D:67:TYR:CZ	1:D:71:LYS:HD3	2.20	0.77
1:H:62:PRO:HB3	1:H:206:MET:CE	2.15	0.77
1:C:50:ALA:HB1	1:C:221:MET:HE2	1.65	0.77
1:A:348:ARG:NH1	1:A:348:ARG:HG3	1.98	0.77
1:G:277:ASP:OD1	1:G:314:ARG:HD3	1.83	0.77
1:B:119:MET:HE2	1:C:121:ILE:HD11	1.65	0.77
1:C:348:ARG:HH11	1:C:348:ARG:HG3	1.50	0.76
1:E:447:ARG:HD3	3:E:625:HOH:O	1.84	0.76
1:B:285:LYS:HG2	3:B:809:HOH:O	1.85	0.76
1:G:62:PRO:HB3	1:G:206:MET:HE1	1.66	0.76
1:H:216:ASP:HB2	3:H:602:HOH:O	1.86	0.76
1:D:62:PRO:HB3	1:D:206:MET:CE	2.15	0.76
1:E:384:GLU:HG3	3:E:807:HOH:O	1.86	0.76
1:A:462:GLY:HA3	1:D:250:ARG:HH11	1.50	0.76
1:C:348:ARG:NH1	1:C:348:ARG:HG3	1.99	0.76
1:B:271:ASP:OD1	1:B:274:ARG:NH1	2.18	0.76
1:C:62:PRO:HB3	1:C:206:MET:CE	2.16	0.75
1:D:203:PRO:HG2	1:D:206:MET:HE3	1.66	0.75
1:E:317:ARG:NH1	3:E:833:HOH:O	2.17	0.75
1:H:378:GLN:OE1	1:H:378:GLN:HA	1.86	0.75

Continued on next page...

Continued from previous page...

Atom-1	Atom-2	Distance(Å)	Clash(Å)
1:G:303:VAL:HG12	1:G:306:ARG:NH2	2.02	0.75
1:F:348:ARG:NH1	1:F:348:ARG:HG3	1.85	0.75
1:D:12:HIS:ND1	1:D:41:THR:HG22	2.02	0.75
1:B:50:ALA:HB1	1:B:221:MET:HE2	1.67	0.75
1:C:62:PRO:HB3	1:C:206:MET:HE1	1.69	0.74
1:G:348:ARG:HD3	3:G:674:HOH:O	1.87	0.74
1:G:203:PRO:HG2	1:G:206:MET:HE3	1.67	0.74
1:A:62:PRO:HB3	1:A:206:MET:CE	2.18	0.74
1:A:119:MET:HE2	1:H:121:ILE:HD11	1.67	0.74
1:H:158:ASN:HB2	3:H:808:HOH:O	1.88	0.74
1:F:280:VAL:O	1:F:284:THR:HG23	1.88	0.74
1:F:424:ARG:HB2	3:F:703:HOH:O	1.87	0.73
1:H:181:LYS:HE2	3:H:627:HOH:O	1.86	0.73
1:D:378:GLN:OE1	1:D:378:GLN:HA	1.89	0.73
1:H:334:ILE:HG23	1:H:335:HIS:ND1	2.03	0.73
1:C:378:GLN:HG2	3:C:661:HOH:O	1.87	0.73
1:C:447:ARG:HD3	3:C:604:HOH:O	1.87	0.73
1:F:41:THR:HB	3:F:738:HOH:O	1.88	0.73
1:F:50:ALA:HB1	1:F:221:MET:CE	2.19	0.73
1:G:85:GLU:OE2	3:G:759:HOH:O	2.08	0.72
1:A:12:HIS:CE1	1:C:85:GLU:CB	2.71	0.72
1:B:274:ARG:CZ	3:B:734:HOH:O	2.26	0.71
1:H:50:ALA:HB1	1:H:221:MET:CE	2.20	0.71
1:B:62:PRO:HB3	1:B:206:MET:CE	2.19	0.71
1:C:280:VAL:O	1:C:284:THR:HG23	1.89	0.71
1:B:203:PRO:HG2	1:B:206:MET:HE3	1.72	0.71
1:E:50:ALA:HB1	1:E:221:MET:CE	2.20	0.71
1:C:27:ARG:HH21	1:C:41:THR:HG23	1.54	0.71
1:C:303:VAL:HG12	1:C:306:ARG:NH2	2.04	0.71
1:G:67:TYR:O	1:G:71:LYS:HG2	1.91	0.70
1:D:336:GLU:OE2	3:D:775:HOH:O	2.07	0.70
1:A:341:LEU:HD12	3:A:760:HOH:O	1.91	0.70
1:E:62:PRO:HB3	1:E:206:MET:HE2	1.74	0.70
1:E:172:ILE:HD12	1:E:202:LEU:CD1	2.22	0.70
1:G:163:MET:CE	3:G:659:HOH:O	2.34	0.70
1:G:447:ARG:NH1	1:G:453:PHE:CD2	2.60	0.70
1:H:12:HIS:N	3:H:687:HOH:O	2.23	0.69
1:F:12:HIS:CE1	1:F:27:ARG:NH2	2.60	0.69
1:H:159:HIS:HB2	1:H:163:MET:HG2	1.74	0.69
1:F:216:ASP:OD2	3:F:756:HOH:O	2.10	0.69
1:F:62:PRO:HB3	1:F:206:MET:HE1	1.72	0.69
1:E:447:ARG:NH1	1:E:453:PHE:CD2	2.60	0.69

Continued on next page...

Continued from previous page...

Atom-1	Atom-2	Distance(Å)	Clash(Å)
1:G:248:TYR:CD1	3:G:637:HOH:O	2.45	0.69
1:B:484:TRP:C	3:C:831:HOH:O	2.30	0.69
1:A:13:GLU:O	1:A:43:PRO:HD3	1.92	0.69
1:G:271:ASP:OD1	1:G:274:ARG:NH1	2.24	0.69
1:D:377:HIS:C	1:D:377:HIS:ND1	2.46	0.69
1:E:119:MET:O	1:E:122:ARG:HB2	1.93	0.69
1:F:462:GLY:HA3	1:H:250:ARG:HH11	1.58	0.69
1:B:172:ILE:HD12	1:B:202:LEU:CD1	2.22	0.69
1:F:172:ILE:HD12	1:F:202:LEU:CD1	2.23	0.69
1:B:303:VAL:HG12	1:B:306:ARG:NH2	2.07	0.68
1:E:58:ALA:CB	1:E:226:HIS:CD2	2.67	0.68
1:F:310:LEU:O	3:F:820:HOH:O	2.10	0.68
1:C:159:HIS:HB2	1:C:163:MET:HG2	1.75	0.68
1:E:163:MET:CE	2:E:500:POA:H11	2.23	0.68
1:H:255:LEU:N	1:H:255:LEU:HD12	2.09	0.68
1:G:163:MET:CG	3:G:804:HOH:O	2.38	0.68
1:A:50:ALA:HB1	1:A:221:MET:CE	2.23	0.68
1:F:12:HIS:CE1	3:F:721:HOH:O	2.45	0.68
1:B:158:ASN:HB2	3:B:827:HOH:O	1.94	0.68
1:H:13:GLU:O	1:H:43:PRO:HD3	1.93	0.68
1:A:159:HIS:HB2	1:A:163:MET:HG2	1.76	0.68
1:G:239:GLY:HA3	1:G:255:LEU:HD21	1.75	0.68
1:C:12:HIS:ND1	1:C:41:THR:HG22	2.08	0.68
1:A:121:ILE:HD11	1:H:119:MET:HE2	1.74	0.68
1:C:213:TRP:CD1	3:C:824:HOH:O	2.38	0.68
1:G:172:ILE:HD12	1:G:202:LEU:CD1	2.24	0.67
1:D:172:ILE:HD12	1:D:202:LEU:CD1	2.25	0.67
1:A:348:ARG:HD3	3:A:790:HOH:O	1.94	0.67
1:H:62:PRO:HB3	1:H:206:MET:HE2	1.76	0.67
1:F:203:PRO:HG2	1:F:206:MET:HE3	1.76	0.67
1:H:239:GLY:HA3	1:H:255:LEU:HD21	1.75	0.67
1:D:159:HIS:HB2	1:D:163:MET:HG2	1.76	0.67
1:B:40:GLY:HA2	3:B:817:HOH:O	1.95	0.67
1:F:62:PRO:HB3	1:F:206:MET:HE2	1.77	0.67
1:E:159:HIS:HB2	1:E:163:MET:HG2	1.77	0.67
1:B:159:HIS:HB2	1:B:163:MET:HG2	1.75	0.66
1:F:427:GLN:HG3	3:F:621:HOH:O	1.95	0.66
1:A:213:TRP:HD1	3:A:662:HOH:O	1.78	0.66
1:D:12:HIS:CE1	3:D:789:HOH:O	2.48	0.66
1:H:203:PRO:HG2	1:H:206:MET:HE3	1.75	0.66
1:D:326:ARG:HG2	1:D:326:ARG:HH11	1.59	0.66
1:C:172:ILE:HD12	1:C:202:LEU:CD1	2.25	0.66

Continued on next page...

Continued from previous page...

Atom-1	Atom-2	Distance(Å)	Clash(Å)
1:E:213:TRP:HD1	3:E:820:HOH:O	1.76	0.66
1:D:377:HIS:HD2	1:D:406:LEU:CG	2.08	0.66
1:E:378:GLN:OE1	1:E:378:GLN:HA	1.96	0.66
1:D:172:ILE:HD12	1:D:202:LEU:HD13	1.78	0.66
1:F:378:GLN:OE1	1:F:378:GLN:HA	1.96	0.66
1:G:378:GLN:OE1	1:G:378:GLN:HA	1.94	0.66
1:A:27:ARG:HH21	1:A:41:THR:HG23	1.60	0.66
1:C:271:ASP:OD1	1:C:274:ARG:NH1	2.29	0.66
1:H:274:ARG:NE	3:H:723:HOH:O	2.22	0.66
1:B:67:TYR:O	1:B:71:LYS:HG2	1.94	0.66
1:D:58:ALA:CB	1:D:226:HIS:CD2	2.79	0.66
1:G:295:LYS:HE2	1:G:385:GLU:HG3	1.78	0.66
1:B:13:GLU:O	1:B:43:PRO:HD3	1.96	0.66
1:B:62:PRO:HB3	1:B:206:MET:HE1	1.77	0.66
1:F:181:LYS:HE2	3:F:632:HOH:O	1.97	0.65
1:A:384:GLU:OE1	3:A:831:HOH:O	2.13	0.65
1:D:303:VAL:HG12	1:D:306:ARG:NH2	2.11	0.65
1:E:213:TRP:CD1	3:E:820:HOH:O	2.47	0.65
1:F:67:TYR:O	1:F:71:LYS:HG2	1.96	0.65
1:G:241:LEU:HD23	3:G:758:HOH:O	1.95	0.65
3:F:679:HOH:O	1:H:247:HIS:HB3	1.96	0.65
1:H:280:VAL:O	1:H:284:THR:CG2	2.41	0.65
1:E:447:ARG:NH1	1:E:453:PHE:CG	2.64	0.65
1:F:23:ASP:OD1	1:F:27:ARG:NH1	2.30	0.65
1:B:122:ARG:NH1	1:C:122:ARG:NH1	2.44	0.65
1:A:203:PRO:HG2	1:A:206:MET:HE3	1.79	0.65
1:A:280:VAL:O	1:A:284:THR:HG23	1.96	0.65
1:G:156:PRO:HG2	3:G:804:HOH:O	1.96	0.65
1:C:23:ASP:OD1	1:C:27:ARG:NH1	2.29	0.65
1:F:250:ARG:NH1	1:H:462:GLY:HA3	2.12	0.65
1:G:12:HIS:ND1	1:G:41:THR:CG2	2.61	0.64
1:E:23:ASP:OD1	1:E:27:ARG:NH1	2.30	0.64
1:G:23:ASP:OD1	1:G:27:ARG:NH1	2.30	0.64
1:B:23:ASP:OD1	1:B:27:ARG:NH1	2.30	0.64
1:B:319:ARG:HD2	3:B:760:HOH:O	1.95	0.64
1:E:348:ARG:HD3	3:E:702:HOH:O	1.96	0.64
1:G:119:MET:O	1:G:122:ARG:HB2	1.98	0.64
1:G:172:ILE:HD12	1:G:202:LEU:HD13	1.80	0.64
1:D:27:ARG:HH21	1:D:41:THR:HG23	1.62	0.64
1:C:172:ILE:HD12	1:C:202:LEU:HD13	1.78	0.64
1:D:423:TYR:C	1:D:423:TYR:CD2	2.70	0.64
1:C:378:GLN:OE1	1:C:378:GLN:HA	1.97	0.64

Continued on next page...

Continued from previous page...

Atom-1	Atom-2	Distance(Å)	Clash(Å)
1:G:255:LEU:N	1:G:255:LEU:HD12	2.12	0.64
1:B:172:ILE:HD12	1:B:202:LEU:HD13	1.79	0.64
1:B:163:MET:CE	2:B:500:POA:H11	2.28	0.64
1:F:159:HIS:HB2	1:F:163:MET:HG2	1.79	0.63
1:H:303:VAL:HG12	1:H:306:ARG:NH2	2.13	0.63
1:H:456:ILE:HB	3:H:690:HOH:O	1.97	0.63
1:G:50:ALA:HB1	1:G:221:MET:CE	2.27	0.63
1:A:163:MET:CE	2:A:500:POA:H11	2.28	0.63
1:D:50:ALA:HB1	1:D:221:MET:CE	2.27	0.63
1:D:461:ASN:HB2	3:D:803:HOH:O	1.98	0.63
1:D:247:HIS:CE1	1:E:21:LEU:O	2.52	0.63
1:A:62:PRO:HB3	1:A:206:MET:HE1	1.80	0.63
1:G:241:LEU:CD2	3:G:758:HOH:O	2.47	0.63
1:D:377:HIS:CD2	1:D:406:LEU:CG	2.82	0.63
1:F:303:VAL:HG12	1:F:306:ARG:NH2	2.14	0.63
1:A:172:ILE:HD12	1:A:202:LEU:CD1	2.28	0.63
1:B:27:ARG:HH21	1:B:41:THR:HG23	1.63	0.63
1:H:50:ALA:CB	1:H:221:MET:CE	2.77	0.63
1:G:159:HIS:HB2	1:G:163:MET:HG2	1.80	0.63
1:C:13:GLU:O	1:C:43:PRO:HD3	1.98	0.63
1:F:41:THR:CB	3:F:738:HOH:O	2.45	0.63
1:F:172:ILE:HD12	1:F:202:LEU:HD13	1.79	0.63
1:A:378:GLN:HA	1:A:378:GLN:OE1	1.99	0.62
1:B:121:ILE:HD11	1:C:119:MET:CE	2.28	0.62
1:E:303:VAL:HG12	1:E:306:ARG:NH2	2.14	0.62
1:D:67:TYR:O	1:D:71:LYS:HG2	1.99	0.62
1:G:248:TYR:CG	3:G:637:HOH:O	2.52	0.62
1:B:386:THR:HA	3:B:683:HOH:O	1.98	0.62
1:H:248:TYR:HA	3:H:767:HOH:O	1.99	0.62
1:C:427:GLN:HG3	3:C:669:HOH:O	1.99	0.62
1:H:23:ASP:OD1	1:H:27:ARG:NH1	2.32	0.62
1:D:23:ASP:OD1	1:D:27:ARG:NH1	2.33	0.62
1:D:119:MET:HE2	1:F:121:ILE:HD11	1.82	0.62
1:D:13:GLU:O	1:D:43:PRO:HD3	1.99	0.62
1:G:13:GLU:O	1:G:43:PRO:HD3	2.00	0.62
1:C:119:MET:O	1:C:122:ARG:HB2	2.00	0.62
1:B:122:ARG:CZ	1:C:122:ARG:CZ	2.78	0.62
1:B:250:ARG:CZ	3:B:805:HOH:O	2.43	0.61
1:A:27:ARG:HE	1:A:41:THR:HG23	1.64	0.61
1:H:27:ARG:HH21	1:H:41:THR:HG23	1.63	0.61
1:F:187:PRO:O	1:F:191:LEU:HD23	2.00	0.61
1:B:86:GLU:OE1	3:B:702:HOH:O	2.16	0.61

Continued on next page...

Continued from previous page...

Atom-1	Atom-2	Distance(Å)	Clash(Å)
1:A:167:LYS:NZ	3:A:654:HOH:O	2.33	0.61
1:C:336:GLU:CD	3:C:817:HOH:O	2.39	0.61
1:C:167:LYS:NZ	3:C:684:HOH:O	2.33	0.61
1:B:50:ALA:HB1	1:B:221:MET:CE	2.30	0.61
1:D:247:HIS:CE1	1:E:21:LEU:HB2	2.36	0.61
1:C:67:TYR:O	1:C:71:LYS:HG2	2.00	0.61
1:G:12:HIS:CE1	1:G:27:ARG:NH2	2.69	0.61
1:C:50:ALA:HB1	1:C:221:MET:CE	2.31	0.60
1:E:269:ASP:OD1	1:E:306:ARG:HD2	2.01	0.60
1:B:244:ALA:O	1:B:247:HIS:CE1	2.54	0.60
1:D:280:VAL:O	1:D:284:THR:CG2	2.49	0.60
1:H:336:GLU:HG3	1:H:364:GLY:HA2	1.84	0.60
1:A:67:TYR:O	1:A:71:LYS:HG2	2.00	0.60
1:C:24:THR:HG22	1:C:43:PRO:CB	2.18	0.60
1:E:12:HIS:CE1	1:E:27:ARG:NH2	2.70	0.60
1:D:121:ILE:HD11	1:F:119:MET:HE2	1.82	0.60
1:C:319:ARG:NH2	1:C:327:SER:OG	2.34	0.60
1:F:484:TRP:C	3:F:691:HOH:O	2.39	0.60
1:B:378:GLN:HA	1:B:378:GLN:OE1	2.01	0.60
1:F:12:HIS:CE1	1:F:41:THR:CG2	2.85	0.60
3:A:835:HOH:O	1:D:247:HIS:HB3	2.01	0.60
1:H:27:ARG:HE	1:H:41:THR:HG23	1.66	0.60
1:A:250:ARG:NH1	1:D:462:GLY:HA3	2.15	0.60
1:E:62:PRO:HB3	1:E:206:MET:HE1	1.83	0.60
1:G:12:HIS:N	3:G:630:HOH:O	2.35	0.60
1:H:396:VAL:HG12	1:H:406:LEU:HD23	1.82	0.60
1:A:23:ASP:OD1	1:A:27:ARG:NH1	2.35	0.60
1:H:310:LEU:HD22	3:H:633:HOH:O	2.00	0.60
1:A:122:ARG:CZ	1:H:122:ARG:CZ	2.80	0.60
1:H:484:TRP:C	3:H:823:HOH:O	2.39	0.59
1:E:172:ILE:HD12	1:E:202:LEU:HD11	1.85	0.59
1:A:423:TYR:CD2	1:A:423:TYR:C	2.75	0.59
3:D:677:HOH:O	1:E:20:ARG:HD2	2.01	0.59
1:B:163:MET:HE1	2:B:500:POA:H11	1.85	0.59
1:H:273:ALA:CB	3:H:633:HOH:O	2.51	0.59
1:H:271:ASP:OD1	1:H:274:ARG:CZ	2.49	0.59
1:F:400:ASP:OD2	1:F:425:ARG:HD2	2.01	0.59
1:B:119:MET:CE	1:C:121:ILE:HD11	2.31	0.59
1:B:244:ALA:O	1:B:247:HIS:HE1	1.84	0.59
1:E:62:PRO:CB	1:E:206:MET:HE2	2.33	0.59
1:A:122:ARG:NH2	1:H:122:ARG:HD2	2.17	0.59
1:A:119:MET:CE	1:H:121:ILE:HD11	2.33	0.59

Continued on next page...

Continued from previous page...

Atom-1	Atom-2	Distance(Å)	Clash(Å)
1:C:464:LYS:HE2	3:C:646:HOH:O	2.03	0.59
1:E:14:PRO:O	1:E:191:LEU:CD1	2.51	0.59
1:A:295:LYS:HE2	1:A:385:GLU:HG3	1.85	0.59
1:A:462:GLY:HA3	1:D:250:ARG:NH1	2.16	0.59
1:D:119:MET:CE	1:F:121:ILE:HD11	2.33	0.59
1:G:27:ARG:HB3	1:G:41:THR:OG1	2.03	0.58
1:C:163:MET:CE	2:C:500:POA:H11	2.33	0.58
1:C:400:ASP:OD2	1:C:425:ARG:HD2	2.03	0.58
1:B:187:PRO:O	1:B:191:LEU:HD23	2.02	0.58
1:A:244:ALA:HB1	1:E:21:LEU:HD12	1.84	0.58
1:E:172:ILE:HD12	1:E:202:LEU:HD13	1.84	0.58
1:A:187:PRO:O	1:A:191:LEU:HD23	2.03	0.58
1:F:442:GLU:OE2	1:H:137:LYS:HE3	2.03	0.58
1:C:148:LEU:HD21	1:C:250:ARG:NH2	2.18	0.58
1:D:400:ASP:OD2	1:D:425:ARG:HD2	2.03	0.58
1:E:13:GLU:O	1:E:43:PRO:HD3	2.03	0.58
1:E:50:ALA:CB	1:E:221:MET:CE	2.82	0.58
1:D:134:PRO:HD3	1:H:67:TYR:CE1	2.39	0.58
1:A:70:GLN:HG3	1:A:74:LEU:CD2	2.34	0.58
1:A:27:ARG:HG3	1:C:85:GLU:OE2	2.04	0.58
1:H:50:ALA:CB	1:H:221:MET:HE2	2.27	0.58
1:F:50:ALA:CB	1:F:221:MET:CE	2.82	0.58
1:C:67:TYR:CE1	1:C:71:LYS:HD3	2.39	0.58
1:D:148:LEU:HD21	1:D:250:ARG:NH2	2.19	0.58
1:E:122:ARG:NH2	3:E:810:HOH:O	2.34	0.58
1:H:400:ASP:OD2	1:H:425:ARG:HD2	2.04	0.58
1:F:148:LEU:H	1:F:176:ASN:ND2	1.98	0.58
1:H:187:PRO:O	1:H:191:LEU:HD23	2.04	0.58
1:G:163:MET:CE	2:G:500:POA:H11	2.34	0.57
1:F:250:ARG:HH11	1:H:462:GLY:CA	2.16	0.57
1:E:67:TYR:O	1:E:71:LYS:HG2	2.03	0.57
1:B:67:TYR:CE1	1:B:71:LYS:HD3	2.38	0.57
1:H:62:PRO:CB	1:H:206:MET:HE2	2.34	0.57
1:H:24:THR:HG22	1:H:43:PRO:CB	2.22	0.57
1:G:163:MET:SD	3:G:804:HOH:O	2.57	0.57
1:D:336:GLU:HG3	1:D:364:GLY:HA2	1.86	0.57
1:F:400:ASP:OD2	1:F:425:ARG:CD	2.52	0.57
1:F:62:PRO:CB	1:F:206:MET:HE2	2.33	0.57
1:A:172:ILE:HD12	1:A:202:LEU:HD13	1.86	0.57
1:A:12:HIS:CD2	3:A:745:HOH:O	2.55	0.57
1:D:377:HIS:NE2	1:D:406:LEU:HD11	2.19	0.57
1:H:12:HIS:CE1	1:H:41:THR:CG2	2.87	0.57

Continued on next page...

Continued from previous page...

Atom-1	Atom-2	Distance(Å)	Clash(Å)
1:E:12:HIS:CE1	1:E:41:THR:CG2	2.87	0.57
1:E:58:ALA:HB3	1:E:226:HIS:HD2	1.64	0.57
1:G:158:ASN:ND2	3:G:659:HOH:O	2.38	0.57
1:A:122:ARG:HD3	1:H:122:ARG:NH2	2.20	0.57
1:E:121:ILE:HD11	1:G:119:MET:HE2	1.86	0.57
1:F:13:GLU:O	1:F:43:PRO:HD3	2.04	0.56
1:F:27:ARG:HH21	1:F:41:THR:HG23	1.69	0.56
1:D:247:HIS:HE1	1:E:21:LEU:HB2	1.69	0.56
1:G:396:VAL:HG12	1:G:406:LEU:HD23	1.87	0.56
1:A:50:ALA:CB	1:A:221:MET:CE	2.83	0.56
1:D:484:TRP:C	3:D:698:HOH:O	2.43	0.56
1:D:377:HIS:CD2	1:D:406:LEU:HD11	2.41	0.56
1:D:60:TYR:HE2	1:D:206:MET:HE2	1.70	0.56
1:D:148:LEU:CD2	1:D:250:ARG:NH2	2.68	0.56
1:B:400:ASP:OD2	1:B:425:ARG:CD	2.54	0.56
1:E:280:VAL:O	1:E:284:THR:HG23	2.04	0.56
1:C:143:THR:HG21	3:C:662:HOH:O	2.05	0.56
1:D:158:ASN:HD22	1:D:387:PHE:HZ	1.53	0.56
1:H:222:ILE:HD12	1:H:242:ILE:HG23	1.87	0.56
1:E:250:ARG:HD2	3:E:658:HOH:O	2.04	0.56
1:F:163:MET:CE	2:F:500:POA:H11	2.35	0.56
1:C:60:TYR:HE2	1:C:206:MET:HE2	1.71	0.56
1:A:121:ILE:HD11	1:H:119:MET:CE	2.36	0.56
1:A:122:ARG:NH2	1:H:122:ARG:CD	2.68	0.56
1:H:348:ARG:NH1	1:H:348:ARG:CG	2.53	0.56
1:A:247:HIS:HB3	3:D:748:HOH:O	2.05	0.56
1:C:12:HIS:CE1	1:C:41:THR:CG2	2.88	0.56
1:E:158:ASN:OD1	1:E:289:GLN:O	2.23	0.56
1:F:172:ILE:HD13	3:F:652:HOH:O	2.06	0.56
1:F:269:ASP:OD1	1:F:306:ARG:HD2	2.05	0.56
1:B:254:GLU:HG2	3:B:742:HOH:O	2.06	0.56
1:B:12:HIS:CE1	1:B:41:THR:CG2	2.89	0.56
1:D:12:HIS:CE1	1:D:27:ARG:NH2	2.73	0.56
1:F:378:GLN:HB2	3:F:677:HOH:O	2.05	0.56
1:A:336:GLU:HG3	1:A:364:GLY:HA2	1.87	0.56
1:A:137:LYS:HD2	1:D:446:TYR:CE1	2.41	0.56
1:G:269:ASP:OD1	1:G:306:ARG:HD2	2.06	0.56
1:B:213:TRP:HD1	3:B:698:HOH:O	1.89	0.56
1:H:62:PRO:HB3	1:H:206:MET:HE1	1.87	0.55
1:D:377:HIS:CD2	1:D:406:LEU:CD1	2.89	0.55
1:D:12:HIS:CE1	1:D:41:THR:CG2	2.90	0.55
1:E:67:TYR:CE1	1:E:71:LYS:HD3	2.41	0.55

Continued on next page...

Continued from previous page...

Atom-1	Atom-2	Distance(Å)	Clash(Å)
1:H:133:THR:HB	1:H:134:PRO:HD2	1.87	0.55
1:B:140:LYS:HE3	3:B:829:HOH:O	2.05	0.55
1:D:400:ASP:OD2	1:D:425:ARG:CD	2.55	0.55
1:F:24:THR:HG22	1:F:43:PRO:CB	2.25	0.55
1:A:62:PRO:HB3	1:A:206:MET:HE2	1.87	0.55
1:D:223:THR:HG21	1:E:20:ARG:NH2	2.22	0.55
1:D:396:VAL:HG12	1:D:406:LEU:HD23	1.88	0.55
1:G:447:ARG:NH1	1:G:453:PHE:CG	2.74	0.55
1:B:396:VAL:HG12	1:B:406:LEU:HD23	1.87	0.55
1:C:12:HIS:CE1	1:C:27:ARG:NH2	2.75	0.55
1:D:269:ASP:OD1	1:D:306:ARG:HD2	2.07	0.55
1:A:378:GLN:HG2	3:A:651:HOH:O	2.05	0.55
1:H:243:ALA:HA	1:H:251:GLN:OE1	2.07	0.55
1:C:148:LEU:CD2	1:C:250:ARG:NH2	2.70	0.55
1:F:14:PRO:O	1:F:191:LEU:HD12	2.07	0.55
1:C:400:ASP:OD2	1:C:425:ARG:CD	2.55	0.55
1:A:484:TRP:C	3:H:800:HOH:O	2.46	0.55
1:G:14:PRO:O	1:G:191:LEU:HD12	2.07	0.55
1:A:46:ARG:NH1	3:A:797:HOH:O	2.29	0.55
1:G:158:ASN:OD1	1:G:289:GLN:O	2.24	0.54
1:F:70:GLN:HG3	1:F:74:LEU:CD2	2.37	0.54
1:A:24:THR:HG22	1:A:43:PRO:CB	2.19	0.54
1:G:156:PRO:HB2	3:G:639:HOH:O	2.05	0.54
1:H:326:ARG:NH1	3:H:615:HOH:O	1.92	0.54
1:G:336:GLU:HG3	1:G:364:GLY:HA2	1.89	0.54
1:H:172:ILE:HD12	1:H:202:LEU:CD1	2.37	0.54
1:D:58:ALA:CB	1:D:226:HIS:HD2	2.17	0.54
1:C:14:PRO:O	1:C:191:LEU:HD12	2.07	0.54
1:E:163:MET:HE1	2:E:500:POA:H11	1.90	0.54
1:G:377:HIS:HD2	3:G:699:HOH:O	1.90	0.54
1:B:434:LYS:HG2	3:B:819:HOH:O	2.06	0.54
1:B:70:GLN:O	1:B:74:LEU:HD23	2.08	0.54
1:G:248:TYR:CE1	3:G:637:HOH:O	2.61	0.54
1:F:396:VAL:HG12	1:F:406:LEU:HD23	1.88	0.54
1:A:12:HIS:CE1	1:A:27:ARG:NH2	2.75	0.54
1:E:24:THR:HG22	1:E:43:PRO:CB	2.16	0.54
1:B:62:PRO:HB3	1:B:206:MET:HE2	1.89	0.54
1:B:400:ASP:OD2	1:B:425:ARG:HD2	2.07	0.54
1:D:222:ILE:HD12	1:D:242:ILE:HG23	1.90	0.54
1:G:241:LEU:HB3	3:G:758:HOH:O	2.07	0.54
1:E:273:ALA:HB1	1:E:314:ARG:NH1	2.22	0.54
1:G:400:ASP:OD2	1:G:425:ARG:CD	2.56	0.54

Continued on next page...

Continued from previous page...

Atom-1	Atom-2	Distance(Å)	Clash(Å)
1:A:269:ASP:OD1	1:A:306:ARG:HD2	2.07	0.54
1:C:396:VAL:HG12	1:C:406:LEU:HD23	1.89	0.54
1:A:12:HIS:CE1	1:C:85:GLU:HB2	2.38	0.54
1:G:62:PRO:HB3	1:G:206:MET:HE2	1.89	0.54
1:F:423:TYR:C	1:F:423:TYR:CD2	2.81	0.53
1:G:326:ARG:HH11	1:G:326:ARG:HG2	1.74	0.53
1:H:148:LEU:HD21	1:H:250:ARG:NH2	2.23	0.53
1:B:122:ARG:NH2	1:C:122:ARG:HD3	2.23	0.53
1:D:122:ARG:NH1	1:F:122:ARG:NH1	2.55	0.53
1:A:396:VAL:HG12	1:A:406:LEU:HD23	1.90	0.53
1:E:27:ARG:HE	1:E:41:THR:HG23	1.73	0.53
1:C:336:GLU:HG3	1:C:364:GLY:HA2	1.91	0.53
1:B:236:VAL:HB	1:B:237:PRO:HD3	1.90	0.53
1:G:70:GLN:HG3	1:G:74:LEU:CD2	2.39	0.53
1:D:133:THR:HB	1:D:134:PRO:HD2	1.90	0.53
1:G:67:TYR:CE1	1:G:71:LYS:HD3	2.42	0.53
1:F:222:ILE:HD12	1:F:242:ILE:HG23	1.89	0.53
1:A:12:HIS:CD2	3:C:615:HOH:O	2.26	0.53
1:F:250:ARG:HD2	3:F:667:HOH:O	2.08	0.53
1:D:12:HIS:HE1	3:D:789:HOH:O	1.85	0.53
1:E:119:MET:HE2	1:G:121:ILE:HD11	1.91	0.53
1:H:148:LEU:CD2	1:H:250:ARG:NH2	2.72	0.53
1:H:400:ASP:OD2	1:H:425:ARG:CD	2.55	0.53
1:F:319:ARG:NH2	1:F:327:SER:OG	2.42	0.53
1:A:281:ALA:O	1:A:285:LYS:HB2	2.08	0.53
1:G:148:LEU:CD2	1:G:250:ARG:NH2	2.71	0.53
1:G:148:LEU:HD21	1:G:250:ARG:NH2	2.24	0.53
1:G:236:VAL:HB	1:G:237:PRO:HD3	1.90	0.53
1:E:396:VAL:HG12	1:E:406:LEU:HD23	1.91	0.53
1:H:12:HIS:CE1	1:H:27:ARG:NH2	2.77	0.53
1:C:269:ASP:OD1	1:C:306:ARG:HD2	2.09	0.53
1:A:464:LYS:HE2	3:A:856:HOH:O	2.08	0.53
1:A:244:ALA:HA	1:D:247:HIS:ND1	2.23	0.53
1:H:222:ILE:HG23	1:H:246:ALA:HB2	1.91	0.53
1:B:270:ASP:HB3	3:B:734:HOH:O	2.09	0.53
1:B:269:ASP:OD1	1:B:306:ARG:HD2	2.09	0.53
1:D:119:MET:O	1:D:122:ARG:HB2	2.09	0.53
1:B:336:GLU:HG3	1:B:364:GLY:HA2	1.90	0.53
1:F:12:HIS:CE1	1:F:41:THR:HG21	2.44	0.52
1:G:50:ALA:CB	1:G:221:MET:CE	2.87	0.52
1:A:14:PRO:O	1:A:191:LEU:HD12	2.08	0.52
1:E:295:LYS:HE2	1:E:385:GLU:HG3	1.91	0.52

Continued on next page...

Continued from previous page...

Atom-1	Atom-2	Distance(Å)	Clash(Å)
1:D:181:LYS:HE2	3:D:625:HOH:O	2.09	0.52
1:F:85:GLU:OE1	1:F:85:GLU:HA	2.09	0.52
1:E:336:GLU:HG3	1:E:364:GLY:HA2	1.92	0.52
1:H:476:ASN:HB3	3:H:818:HOH:O	2.08	0.52
1:H:67:TYR:O	1:H:71:LYS:HG2	2.10	0.52
1:A:78:GLU:OE2	3:A:837:HOH:O	2.19	0.52
1:A:12:HIS:NE2	1:C:85:GLU:HG2	2.20	0.52
1:F:67:TYR:CE1	1:F:71:LYS:HD3	2.45	0.52
1:C:265:ASN:OD1	1:C:425:ARG:NH2	2.39	0.52
1:F:243:ALA:HA	1:F:251:GLN:OE1	2.09	0.52
1:G:158:ASN:HB3	3:G:804:HOH:O	2.09	0.52
1:D:236:VAL:HB	1:D:237:PRO:HD3	1.92	0.52
1:E:254:GLU:HB3	3:E:740:HOH:O	2.10	0.52
1:B:27:ARG:HE	1:B:41:THR:HG23	1.74	0.52
1:F:148:LEU:CD2	1:F:250:ARG:NH2	2.73	0.52
1:F:222:ILE:HG23	1:F:246:ALA:HB2	1.90	0.52
1:E:181:LYS:HE2	3:E:714:HOH:O	2.09	0.52
2:G:500:POA:C2	3:G:659:HOH:O	2.56	0.52
1:D:27:ARG:HE	1:D:41:THR:HG23	1.75	0.52
1:A:400:ASP:OD2	1:A:425:ARG:HD2	2.10	0.52
1:H:236:VAL:HB	1:H:237:PRO:HD3	1.92	0.52
1:F:12:HIS:CE1	1:F:27:ARG:HH21	2.26	0.52
1:G:222:ILE:HG23	1:G:246:ALA:HB2	1.91	0.52
1:G:348:ARG:CG	1:G:348:ARG:HH11	1.98	0.51
1:B:62:PRO:CB	1:B:206:MET:HE2	2.40	0.51
1:D:134:PRO:HG3	1:H:67:TYR:CZ	2.45	0.51
1:B:119:MET:O	1:B:122:ARG:HB2	2.10	0.51
1:B:172:ILE:HD12	1:B:202:LEU:HD11	1.92	0.51
1:B:319:ARG:NH2	1:B:327:SER:OG	2.43	0.51
1:A:461:ASN:OD1	3:A:865:HOH:O	2.19	0.51
1:A:326:ARG:HG2	1:A:326:ARG:HH11	1.76	0.51
1:E:58:ALA:HB2	1:E:226:HIS:CD2	2.43	0.51
1:C:50:ALA:CB	1:C:221:MET:CE	2.88	0.51
1:E:148:LEU:CD2	1:E:250:ARG:NH2	2.73	0.51
1:G:187:PRO:O	1:G:191:LEU:HD23	2.10	0.51
1:F:301:GLU:HG3	3:F:799:HOH:O	2.09	0.51
1:B:148:LEU:CD2	1:B:250:ARG:NH2	2.74	0.51
1:C:247:HIS:N	3:C:737:HOH:O	2.43	0.51
1:E:244:ALA:O	1:E:247:HIS:CE1	2.63	0.51
1:H:85:GLU:CD	3:H:615:HOH:O	2.43	0.51
1:H:269:ASP:OD1	1:H:306:ARG:HD2	2.10	0.51
1:E:319:ARG:NH2	1:E:327:SER:OG	2.44	0.51

Continued on next page...

Continued from previous page...

Atom-1	Atom-2	Distance(Å)	Clash(Å)
1:B:24:THR:HG22	1:B:43:PRO:CB	2.23	0.51
1:D:377:HIS:NE2	1:D:406:LEU:CD1	2.74	0.51
1:E:121:ILE:HD11	1:G:119:MET:CE	2.40	0.51
1:A:168:VAL:O	1:A:172:ILE:HG12	2.11	0.51
1:H:133:THR:HB	1:H:134:PRO:CD	2.40	0.51
1:A:400:ASP:OD2	1:A:425:ARG:CD	2.59	0.51
1:B:12:HIS:CE1	1:B:27:ARG:NH2	2.79	0.51
1:B:148:LEU:HD21	1:B:250:ARG:NH2	2.26	0.51
1:A:244:ALA:CB	1:E:21:LEU:HD12	2.40	0.51
1:B:122:ARG:HD2	1:C:122:ARG:NH2	2.25	0.51
1:B:378:GLN:HB2	3:B:726:HOH:O	2.11	0.51
1:F:158:ASN:OD1	1:F:289:GLN:O	2.29	0.51
1:G:24:THR:CG2	1:G:43:PRO:CB	2.81	0.51
1:E:148:LEU:HD21	1:E:250:ARG:NH2	2.26	0.51
1:C:341:LEU:O	1:C:344:GLU:HB2	2.10	0.51
1:A:27:ARG:HH21	1:A:41:THR:CG2	2.22	0.50
1:H:156:PRO:HB2	3:H:808:HOH:O	2.11	0.50
1:B:14:PRO:O	1:B:191:LEU:HD12	2.11	0.50
1:H:14:PRO:O	1:H:191:LEU:HD12	2.12	0.50
1:C:222:ILE:HD12	1:C:242:ILE:HG23	1.92	0.50
1:C:222:ILE:HG23	1:C:246:ALA:HB2	1.93	0.50
1:B:222:ILE:HD12	1:B:242:ILE:HG23	1.93	0.50
1:F:336:GLU:HG3	1:F:364:GLY:HA2	1.92	0.50
1:A:384:GLU:CD	3:A:722:HOH:O	2.38	0.50
1:D:67:TYR:CE1	1:D:71:LYS:HD3	2.46	0.50
1:F:462:GLY:HA3	1:H:250:ARG:NH1	2.24	0.50
1:G:400:ASP:OD2	1:G:425:ARG:HD2	2.12	0.50
1:E:341:LEU:O	1:E:344:GLU:HB2	2.11	0.50
1:C:58:ALA:CB	1:C:226:HIS:CD2	2.95	0.50
1:A:67:TYR:CE1	1:A:71:LYS:HD3	2.45	0.50
1:C:12:HIS:CE1	1:C:41:THR:HG21	2.46	0.50
1:B:222:ILE:CD1	1:B:242:ILE:HG12	2.42	0.50
1:A:254:GLU:C	1:A:255:LEU:HD12	2.32	0.50
1:F:236:VAL:HB	1:F:237:PRO:HD3	1.93	0.50
1:E:400:ASP:OD2	1:E:425:ARG:HD2	2.11	0.50
1:F:119:MET:O	1:F:122:ARG:HB2	2.11	0.50
1:B:465:GLU:HG3	3:B:742:HOH:O	2.12	0.50
1:B:50:ALA:CB	1:B:221:MET:CE	2.89	0.50
1:D:70:GLN:HG3	1:D:74:LEU:CD2	2.41	0.50
1:G:143:THR:HG21	3:G:707:HOH:O	2.12	0.50
1:C:187:PRO:O	1:C:191:LEU:HD23	2.11	0.50
1:A:148:LEU:HD21	1:A:250:ARG:NH2	2.26	0.50

Continued on next page...

Continued from previous page...

Atom-1	Atom-2	Distance(Å)	Clash(Å)
1:D:12:HIS:CE1	1:D:41:THR:HG21	2.47	0.50
1:C:427:GLN:NE2	3:C:758:HOH:O	2.45	0.50
1:G:148:LEU:H	1:G:176:ASN:HD21	1.58	0.50
1:G:222:ILE:HD12	1:G:242:ILE:HG23	1.93	0.50
1:F:281:ALA:O	1:F:285:LYS:HB2	2.12	0.50
1:A:317:ARG:NH1	3:A:747:HOH:O	2.42	0.50
1:E:172:ILE:HD13	3:E:626:HOH:O	2.10	0.50
1:H:172:ILE:HD13	3:H:665:HOH:O	2.12	0.50
1:B:12:HIS:CE1	1:B:41:THR:HG21	2.47	0.49
1:H:163:MET:CE	2:H:500:POA:H11	2.42	0.49
1:D:50:ALA:HB1	1:D:221:MET:HE2	1.94	0.49
1:C:244:ALA:O	1:C:247:HIS:CE1	2.65	0.49
1:A:12:HIS:CE1	1:A:41:THR:CG2	2.95	0.49
1:B:421:ASN:HB3	3:B:830:HOH:O	2.12	0.49
1:E:12:HIS:CE1	1:E:41:THR:HG21	2.47	0.49
1:A:163:MET:HE1	2:A:500:POA:H11	1.92	0.49
1:E:265:ASN:OD1	1:E:425:ARG:NH2	2.42	0.49
1:E:236:VAL:HB	1:E:237:PRO:HD3	1.93	0.49
1:H:273:ALA:HB1	3:H:633:HOH:O	2.10	0.49
1:E:48:GLU:HA	1:E:51:ARG:NH1	2.28	0.49
1:A:314:ARG:HG3	1:A:314:ARG:HH21	1.77	0.49
1:E:182:PRO:HD2	1:E:210:VAL:O	2.13	0.49
1:C:14:PRO:O	1:C:191:LEU:CD1	2.60	0.49
1:B:122:ARG:NH2	1:C:122:ARG:CD	2.76	0.49
1:G:269:ASP:HB2	3:G:782:HOH:O	2.11	0.49
1:G:424:ARG:NH1	3:G:700:HOH:O	2.22	0.49
1:F:172:ILE:HD12	1:F:202:LEU:HD11	1.92	0.49
1:B:265:ASN:OD1	1:B:425:ARG:NH2	2.41	0.49
3:D:644:HOH:O	1:H:421:ASN:HB3	2.11	0.49
1:B:161:LEU:HB2	1:B:189:THR:HG21	1.93	0.49
1:D:285:LYS:HG3	3:D:840:HOH:O	2.12	0.49
1:B:158:ASN:OD1	1:B:289:GLN:O	2.30	0.49
1:H:464:LYS:HE2	3:H:686:HOH:O	2.11	0.49
1:A:133:THR:HB	1:A:134:PRO:HD2	1.93	0.49
1:A:148:LEU:CD2	1:A:250:ARG:NH2	2.76	0.49
1:A:265:ASN:OD1	1:A:425:ARG:NH2	2.43	0.49
1:E:27:ARG:HH21	1:E:41:THR:HG23	1.78	0.49
1:F:378:GLN:HG2	3:F:677:HOH:O	2.13	0.49
1:D:222:ILE:HG23	1:D:246:ALA:HB2	1.94	0.49
1:H:281:ALA:O	1:H:285:LYS:HB2	2.13	0.49
1:A:62:PRO:CB	1:A:206:MET:HE2	2.42	0.49
1:D:122:ARG:CZ	1:F:122:ARG:CZ	2.91	0.49

Continued on next page...

Continued from previous page...

Atom-1	Atom-2	Distance(Å)	Clash(Å)
1:A:244:ALA:O	1:A:247:HIS:CE1	2.66	0.49
1:C:12:HIS:ND1	1:C:41:THR:HG21	2.26	0.49
1:H:319:ARG:NH2	1:H:327:SER:OG	2.46	0.49
1:F:133:THR:HB	1:F:134:PRO:CD	2.43	0.49
1:E:263:ILE:N	1:E:263:ILE:CD1	2.75	0.49
1:B:60:TYR:HE2	1:B:206:MET:HE2	1.78	0.48
1:G:163:MET:HE3	3:G:804:HOH:O	2.12	0.48
1:F:348:ARG:CG	1:F:348:ARG:HH11	2.01	0.48
1:F:348:ARG:NH1	1:F:348:ARG:CG	2.65	0.48
1:G:60:TYR:HE2	1:G:206:MET:HE2	1.78	0.48
1:H:326:ARG:HH11	1:H:326:ARG:HG2	1.78	0.48
1:H:67:TYR:CE1	1:H:71:LYS:HD3	2.48	0.48
1:F:168:VAL:O	1:F:172:ILE:HG12	2.14	0.48
1:D:50:ALA:CB	1:D:221:MET:HE3	2.43	0.48
1:G:172:ILE:HD12	1:G:202:LEU:HD11	1.92	0.48
1:D:265:ASN:OD1	1:D:425:ARG:NH2	2.42	0.48
1:B:254:GLU:C	1:B:255:LEU:HD12	2.33	0.48
1:C:348:ARG:CG	1:C:348:ARG:HH11	2.23	0.48
1:A:158:ASN:OD1	1:A:289:GLN:O	2.31	0.48
1:G:14:PRO:O	1:G:191:LEU:CD1	2.61	0.48
1:H:378:GLN:OE1	1:H:378:GLN:CA	2.56	0.48
1:G:250:ARG:HD2	3:G:683:HOH:O	2.13	0.48
1:B:295:LYS:HE2	1:B:385:GLU:HG3	1.95	0.48
1:D:163:MET:CE	2:D:500:POA:H11	2.43	0.48
1:A:27:ARG:HE	1:A:41:THR:CG2	2.27	0.48
1:F:270:ASP:HB3	3:F:707:HOH:O	2.13	0.48
1:H:161:LEU:HB2	1:H:189:THR:HG21	1.95	0.48
1:C:70:GLN:O	1:C:74:LEU:HD23	2.14	0.48
1:H:427:GLN:HG3	3:H:606:HOH:O	2.14	0.48
1:B:281:ALA:O	1:B:285:LYS:HB2	2.13	0.48
1:G:163:MET:HE1	2:G:500:POA:H11	1.95	0.48
1:D:172:ILE:HD12	1:D:202:LEU:HD11	1.96	0.48
1:E:243:ALA:HA	1:E:251:GLN:OE1	2.14	0.48
1:F:244:ALA:O	1:F:247:HIS:CE1	2.66	0.48
1:B:222:ILE:HG23	1:B:246:ALA:HB2	1.95	0.48
1:A:172:ILE:HD12	1:A:202:LEU:HD11	1.94	0.47
1:H:465:GLU:HB3	1:H:466:GLY:H	1.57	0.47
1:D:14:PRO:O	1:D:191:LEU:HD12	2.14	0.47
1:A:122:ARG:NH1	1:H:122:ARG:NH1	2.62	0.47
1:B:83:ARG:HD2	1:B:86:GLU:OE1	2.14	0.47
1:F:12:HIS:HE1	3:F:721:HOH:O	1.90	0.47
1:B:122:ARG:CZ	1:C:122:ARG:NE	2.78	0.47

Continued on next page...

Continued from previous page...

Atom-1	Atom-2	Distance(Å)	Clash(Å)
1:G:238:VAL:HG13	3:G:758:HOH:O	2.13	0.47
1:E:119:MET:O	1:E:122:ARG:CB	2.62	0.47
1:C:161:LEU:HB2	1:C:189:THR:HG21	1.96	0.47
1:E:287:SER:HA	1:E:330:LEU:CD1	2.44	0.47
1:A:319:ARG:NH2	1:A:327:SER:OG	2.46	0.47
1:F:295:LYS:HE2	1:F:385:GLU:HG3	1.96	0.47
1:A:163:MET:SD	1:A:233:THR:HG21	2.54	0.47
1:C:172:ILE:HD12	1:C:202:LEU:HD11	1.97	0.47
1:A:161:LEU:HB2	1:A:189:THR:HG21	1.96	0.47
1:H:247:HIS:N	3:H:731:HOH:O	2.48	0.47
1:E:50:ALA:CB	1:E:221:MET:HE3	2.45	0.47
1:C:71:LYS:HB3	1:C:71:LYS:HE3	1.75	0.47
1:A:60:TYR:HE2	1:A:206:MET:HE2	1.80	0.47
1:G:244:ALA:O	1:G:247:HIS:CE1	2.68	0.47
1:F:12:HIS:CE1	1:F:27:ARG:CZ	2.97	0.47
1:F:148:LEU:HD21	1:F:250:ARG:NH2	2.30	0.47
1:D:133:THR:HB	1:D:134:PRO:CD	2.45	0.47
1:E:122:ARG:CZ	1:G:122:ARG:CZ	2.93	0.47
1:H:265:ASN:OD1	1:H:425:ARG:NH2	2.44	0.47
1:H:172:ILE:HD12	1:H:202:LEU:HD13	1.95	0.47
1:D:85:GLU:HA	1:D:85:GLU:OE1	2.15	0.47
1:E:14:PRO:O	1:E:191:LEU:HD12	2.14	0.47
1:F:12:HIS:ND1	1:F:27:ARG:NH2	2.62	0.47
1:D:71:LYS:NZ	3:D:779:HOH:O	2.13	0.47
1:E:254:GLU:C	1:E:255:LEU:HD12	2.35	0.47
1:F:133:THR:HB	1:F:134:PRO:HD2	1.97	0.47
1:C:270:ASP:CG	1:E:319:ARG:HH12	2.18	0.46
1:G:62:PRO:CB	1:G:206:MET:HE2	2.45	0.46
1:A:348:ARG:CG	1:A:348:ARG:HH11	2.09	0.46
1:C:12:HIS:ND1	1:C:41:THR:HG23	2.26	0.46
1:G:447:ARG:NH1	1:G:453:PHE:CE2	2.82	0.46
1:A:222:ILE:HD12	1:A:242:ILE:HG23	1.97	0.46
1:E:119:MET:CE	1:G:121:ILE:HD11	2.46	0.46
1:D:58:ALA:HB1	1:D:226:HIS:HD2	1.80	0.46
1:F:27:ARG:HE	1:F:41:THR:HG23	1.81	0.46
1:H:85:GLU:OE1	1:H:85:GLU:HA	2.15	0.46
1:F:163:MET:HE1	2:F:500:POA:H11	1.96	0.46
1:A:188:MET:HE3	3:A:744:HOH:O	2.14	0.46
1:E:348:ARG:CG	1:E:348:ARG:HH11	2.01	0.46
1:F:247:HIS:CD2	3:F:815:HOH:O	2.67	0.46
1:E:122:ARG:NH1	1:G:122:ARG:NH1	2.63	0.46
1:H:295:LYS:HE2	1:H:385:GLU:HG3	1.96	0.46

Continued on next page...

Continued from previous page...

Atom-1	Atom-2	Distance(Å)	Clash(Å)
1:C:168:VAL:O	1:C:172:ILE:HG12	2.16	0.46
3:B:654:HOH:O	1:C:484:TRP:C	2.53	0.46
1:D:50:ALA:HB1	1:D:221:MET:HE3	1.96	0.46
1:A:247:HIS:HA	3:A:711:HOH:O	2.16	0.46
1:C:236:VAL:HB	1:C:237:PRO:HD3	1.97	0.46
1:E:85:GLU:HA	1:E:85:GLU:OE1	2.15	0.46
1:E:285:LYS:HG3	3:E:746:HOH:O	2.16	0.46
1:H:287:SER:HA	1:H:330:LEU:CD1	2.45	0.46
1:A:40:GLY:HA2	3:A:880:HOH:O	2.16	0.46
1:D:24:THR:CG2	1:D:43:PRO:CB	2.86	0.46
1:B:319:ARG:HD3	3:B:781:HOH:O	2.15	0.46
1:E:400:ASP:OD2	1:E:425:ARG:CD	2.64	0.46
1:E:448:ILE:HG22	3:E:840:HOH:O	2.03	0.45
1:F:83:ARG:HD2	1:F:86:GLU:OE1	2.17	0.45
1:A:71:LYS:HE3	1:A:71:LYS:HB3	1.72	0.45
1:E:58:ALA:HB3	1:E:226:HIS:CD2	2.46	0.45
1:A:172:ILE:HD13	3:A:661:HOH:O	2.16	0.45
1:B:133:THR:HB	1:B:134:PRO:HD2	1.98	0.45
1:G:253:LEU:HB3	1:G:255:LEU:HD11	1.97	0.45
1:H:70:GLN:HG3	1:H:74:LEU:CD2	2.46	0.45
1:D:295:LYS:HE2	1:D:385:GLU:HG3	1.97	0.45
1:C:158:ASN:OD1	1:C:289:GLN:O	2.34	0.45
1:H:143:THR:CG2	1:H:477:VAL:HG13	2.46	0.45
1:G:400:ASP:OD2	1:G:425:ARG:HD3	2.16	0.45
1:D:374:ARG:NE	3:D:837:HOH:O	2.28	0.45
1:A:121:ILE:CD1	1:H:119:MET:HE2	2.43	0.45
1:D:14:PRO:O	1:D:191:LEU:CD1	2.65	0.45
1:H:253:LEU:HB3	1:H:255:LEU:HD11	1.99	0.45
1:F:143:THR:CG2	1:F:477:VAL:HG13	2.47	0.45
1:G:158:ASN:ND2	3:G:639:HOH:O	2.50	0.45
1:B:168:VAL:O	1:B:172:ILE:HG12	2.15	0.45
1:B:159:HIS:HB2	1:B:163:MET:CG	2.43	0.45
1:B:255:LEU:CD1	1:B:255:LEU:N	2.79	0.45
1:A:27:ARG:NE	1:A:41:THR:HG23	2.32	0.45
1:A:222:ILE:CD1	1:A:242:ILE:HG12	2.47	0.45
1:E:129:SER:N	3:E:750:HOH:O	2.40	0.45
1:G:133:THR:HB	1:G:134:PRO:HD2	1.98	0.45
1:D:148:LEU:CD2	1:D:250:ARG:HH22	2.30	0.45
1:B:222:ILE:HD12	1:B:242:ILE:HG12	1.99	0.45
1:B:243:ALA:HA	1:B:251:GLN:OE1	2.17	0.45
1:B:263:ILE:CD1	1:B:263:ILE:N	2.80	0.45
1:A:50:ALA:HB2	1:A:221:MET:HE3	1.99	0.45

Continued on next page...

Continued from previous page...

Atom-1	Atom-2	Distance(Å)	Clash(Å)
1:D:54:PHE:HE2	1:D:221:MET:HE2	1.82	0.45
1:C:143:THR:CG2	1:C:477:VAL:HG13	2.47	0.45
1:A:133:THR:HB	1:A:134:PRO:CD	2.47	0.45
1:D:143:THR:CG2	1:D:477:VAL:HG13	2.47	0.45
1:F:263:ILE:N	1:F:263:ILE:HD12	2.32	0.45
1:F:326:ARG:HG2	1:F:326:ARG:HH11	1.82	0.45
1:D:319:ARG:NH2	1:D:327:SER:OG	2.50	0.44
1:H:12:HIS:CE1	1:H:41:THR:HG21	2.51	0.44
1:D:54:PHE:CE2	1:D:221:MET:CE	3.00	0.44
1:B:387:PHE:N	3:B:683:HOH:O	2.43	0.44
1:F:14:PRO:O	1:F:191:LEU:CD1	2.65	0.44
1:H:25:ASP:OD2	3:H:769:HOH:O	2.21	0.44
1:F:71:LYS:HB3	1:F:71:LYS:HE3	1.67	0.44
1:F:161:LEU:HB2	1:F:189:THR:HG21	2.00	0.44
1:C:243:ALA:HA	1:C:251:GLN:OE1	2.16	0.44
1:H:263:ILE:HD12	1:H:263:ILE:N	2.32	0.44
1:F:88:SER:HB2	1:F:102:SER:OG	2.18	0.44
1:C:13:GLU:HA	1:C:14:PRO:HD3	1.91	0.44
1:B:406:LEU:HD12	1:B:406:LEU:HA	1.78	0.44
1:H:143:THR:HG22	1:H:144:MET:N	2.33	0.44
1:B:377:HIS:HA	1:B:382:VAL:HG21	2.00	0.44
1:D:348:ARG:HG3	1:D:348:ARG:NH1	2.13	0.44
1:C:62:PRO:HB3	1:C:206:MET:HE2	1.97	0.44
1:B:400:ASP:OD2	1:B:425:ARG:HD3	2.15	0.44
1:C:182:PRO:HD2	1:C:210:VAL:O	2.18	0.44
1:C:465:GLU:HB3	1:C:466:GLY:H	1.60	0.44
1:E:24:THR:CG2	1:E:43:PRO:CB	2.85	0.44
1:D:377:HIS:HE2	1:D:406:LEU:CD1	2.30	0.44
1:A:423:TYR:OH	1:H:482:LEU:HB3	2.18	0.44
1:G:83:ARG:HD2	1:G:86:GLU:OE1	2.18	0.44
1:H:203:PRO:HA	1:H:204:PRO:HD3	1.89	0.44
1:C:287:SER:HA	1:C:330:LEU:CD1	2.47	0.44
1:B:181:LYS:HD2	1:B:217:ILE:HG23	2.00	0.44
1:A:143:THR:CG2	1:A:477:VAL:HG13	2.48	0.44
1:B:380:ASP:O	1:B:384:GLU:HB2	2.18	0.44
1:H:27:ARG:HH21	1:H:41:THR:CG2	2.30	0.44
1:G:85:GLU:OE1	1:G:85:GLU:HA	2.18	0.44
1:H:263:ILE:CD1	1:H:263:ILE:N	2.81	0.44
1:G:341:LEU:O	1:G:344:GLU:HB2	2.18	0.44
1:B:464:LYS:HE2	3:B:798:HOH:O	2.18	0.44
1:C:277:ASP:OD1	1:C:314:ARG:HD3	2.17	0.44
1:D:203:PRO:HA	1:D:204:PRO:HD3	1.85	0.43

Continued on next page...

Continued from previous page...

Atom-1	Atom-2	Distance(Å)	Clash(Å)
1:H:119:MET:O	1:H:122:ARG:HB2	2.17	0.43
2:D:500:POA:O2	2:D:500:POA:O1P	2.35	0.43
1:G:465:GLU:HB3	1:G:466:GLY:H	1.70	0.43
1:E:417:GLY:HA2	1:E:439:ASN:O	2.18	0.43
1:A:27:ARG:NH2	1:A:41:THR:HG23	2.28	0.43
1:G:12:HIS:CE1	1:G:27:ARG:CZ	3.01	0.43
1:D:168:VAL:O	1:D:172:ILE:HG12	2.17	0.43
1:H:99:LYS:CE	3:H:615:HOH:O	2.66	0.43
1:E:50:ALA:HB2	1:E:221:MET:HE3	1.98	0.43
1:B:122:ARG:NE	1:C:122:ARG:CZ	2.81	0.43
1:G:168:VAL:O	1:G:172:ILE:HG12	2.17	0.43
1:G:350:ALA:HA	1:G:354:ALA:HB3	2.00	0.43
1:A:263:ILE:N	1:A:263:ILE:CD1	2.81	0.43
1:D:262:ILE:C	1:D:263:ILE:HD12	2.39	0.43
1:A:12:HIS:HE2	1:C:85:GLU:CG	2.28	0.43
1:B:122:ARG:CD	1:C:122:ARG:NH2	2.81	0.43
1:F:424:ARG:HD3	3:F:703:HOH:O	2.19	0.43
1:F:262:ILE:C	1:F:263:ILE:HD12	2.38	0.43
1:G:287:SER:HA	1:G:330:LEU:CD1	2.49	0.43
1:H:181:LYS:HD2	1:H:217:ILE:HG23	2.01	0.43
1:A:143:THR:HG22	1:A:477:VAL:HG13	2.00	0.43
1:A:236:VAL:HB	1:A:237:PRO:HD3	2.00	0.43
1:A:343:GLU:OE2	3:A:863:HOH:O	2.21	0.43
1:B:421:ASN:CB	3:B:657:HOH:O	2.46	0.43
1:A:377:HIS:HA	1:A:382:VAL:HG21	2.01	0.43
1:E:128:PHE:HB2	1:E:141:ILE:HB	2.01	0.43
1:C:181:LYS:HE2	3:C:624:HOH:O	2.18	0.43
1:E:267:LEU:HD21	1:E:420:THR:HA	2.00	0.43
1:A:244:ALA:HB1	1:E:21:LEU:HB2	2.01	0.43
1:H:60:TYR:HE2	1:H:206:MET:HE2	1.84	0.43
1:G:161:LEU:HB2	1:G:189:THR:HG21	1.99	0.43
1:B:54:PHE:CE1	1:B:179:VAL:HB	2.54	0.43
1:F:148:LEU:HD22	1:F:250:ARG:NH2	2.34	0.43
1:C:163:MET:HE1	2:C:500:POA:H11	2.00	0.43
1:F:263:ILE:N	1:F:263:ILE:CD1	2.81	0.43
1:F:114:THR:O	1:F:118:GLN:HG3	2.19	0.43
1:G:54:PHE:CE1	1:G:179:VAL:HB	2.54	0.43
1:A:14:PRO:O	1:A:191:LEU:CD1	2.67	0.43
1:C:148:LEU:CD2	1:C:250:ARG:HH22	2.31	0.43
1:G:265:ASN:OD1	1:G:425:ARG:NH2	2.43	0.43
1:F:287:SER:HA	1:F:330:LEU:CD1	2.49	0.43
1:E:12:HIS:CE1	1:E:27:ARG:HH21	2.35	0.43

Continued on next page...

Continued from previous page...

Atom-1	Atom-2	Distance(Å)	Clash(Å)
1:A:181:LYS:HD2	1:A:217:ILE:HG23	2.00	0.43
1:C:378:GLN:CA	1:C:378:GLN:OE1	2.66	0.43
1:F:400:ASP:OD2	1:F:425:ARG:HD3	2.17	0.43
1:B:70:GLN:HG3	1:B:74:LEU:HD23	2.01	0.43
1:A:243:ALA:HA	1:A:251:GLN:OE1	2.19	0.43
1:B:320:PHE:HA	1:B:330:LEU:O	2.18	0.43
1:G:260:PRO:HA	1:G:296:ARG:O	2.19	0.43
1:E:88:SER:HB2	1:E:102:SER:OG	2.19	0.43
1:E:181:LYS:HD2	1:E:217:ILE:HG23	2.00	0.42
1:C:181:LYS:HD2	1:C:217:ILE:HG23	2.01	0.42
1:F:320:PHE:HA	1:F:330:LEU:O	2.19	0.42
1:B:203:PRO:HA	1:B:204:PRO:HD3	1.85	0.42
1:H:255:LEU:N	1:H:255:LEU:CD1	2.81	0.42
1:D:406:LEU:HA	1:D:406:LEU:HD12	1.80	0.42
1:H:27:ARG:NH2	1:H:41:THR:HG23	2.32	0.42
1:D:326:ARG:HG2	1:D:326:ARG:NH1	2.30	0.42
1:F:265:ASN:OD1	1:F:425:ARG:NH2	2.48	0.42
1:F:406:LEU:HA	1:F:406:LEU:HD12	1.76	0.42
1:B:24:THR:CG2	1:B:43:PRO:CB	2.89	0.42
1:E:465:GLU:HB3	1:E:466:GLY:H	1.68	0.42
1:E:236:VAL:HG13	1:E:240:LYS:HE3	2.02	0.42
1:D:281:ALA:O	1:D:285:LYS:HG2	2.18	0.42
1:G:181:LYS:HD2	1:G:217:ILE:HG23	2.01	0.42
1:E:222:ILE:HD12	1:E:242:ILE:HG23	2.00	0.42
1:B:348:ARG:HH11	1:B:348:ARG:CG	1.98	0.42
1:E:384:GLU:CG	3:E:807:HOH:O	2.55	0.42
1:B:191:LEU:HD22	1:B:209:VAL:HG11	2.01	0.42
1:A:222:ILE:HG23	1:A:246:ALA:HB2	2.01	0.42
1:C:263:ILE:N	1:C:263:ILE:HD12	2.33	0.42
1:D:465:GLU:HB3	1:D:466:GLY:H	1.64	0.42
1:H:236:VAL:N	1:H:237:PRO:CD	2.83	0.42
1:E:447:ARG:NH1	1:E:453:PHE:CE2	2.87	0.42
1:A:277:ASP:OD1	1:A:314:ARG:HD3	2.19	0.42
1:A:12:HIS:CE1	1:A:41:THR:HG21	2.53	0.42
1:D:223:THR:CG2	1:E:20:ARG:NH2	2.82	0.42
1:A:303:VAL:HG12	1:A:306:ARG:NH2	2.35	0.42
1:B:263:ILE:HD12	1:B:263:ILE:N	2.35	0.42
1:D:263:ILE:N	1:D:263:ILE:CD1	2.83	0.42
1:B:411:ALA:O	1:B:458:ASP:HB2	2.18	0.42
1:B:262:ILE:C	1:B:263:ILE:HD12	2.40	0.42
1:D:254:GLU:C	1:D:255:LEU:HD12	2.39	0.42
1:D:411:ALA:O	1:D:458:ASP:HB2	2.20	0.42

Continued on next page...

Continued from previous page...

Atom-1	Atom-2	Distance(Å)	Clash(Å)
1:B:27:ARG:NH2	1:B:41:THR:HG23	2.32	0.42
1:F:60:TYR:HE2	1:F:206:MET:HE2	1.85	0.42
1:B:143:THR:CG2	1:B:477:VAL:HG13	2.50	0.42
1:B:119:MET:HE1	1:B:122:ARG:HH21	1.85	0.42
1:A:203:PRO:HA	1:A:204:PRO:HD3	1.86	0.42
1:A:295:LYS:CE	1:A:385:GLU:HG3	2.49	0.42
1:G:406:LEU:HA	1:G:406:LEU:HD12	1.83	0.42
1:E:273:ALA:HB1	1:E:314:ARG:HH11	1.85	0.42
1:A:411:ALA:O	1:A:458:ASP:HB2	2.20	0.42
1:F:244:ALA:HA	1:H:247:HIS:ND1	2.35	0.41
1:H:236:VAL:HG13	1:H:240:LYS:HE3	2.01	0.41
1:G:254:GLU:C	1:G:255:LEU:HD12	2.40	0.41
1:D:148:LEU:HD22	1:D:250:ARG:NH2	2.35	0.41
1:A:423:TYR:HE1	1:H:482:LEU:HD13	1.85	0.41
1:A:12:HIS:HE2	1:C:85:GLU:HG2	1.83	0.41
1:F:310:LEU:CA	3:F:820:HOH:O	2.67	0.41
1:B:118:GLN:HE22	1:C:70:GLN:CD	2.23	0.41
1:F:182:PRO:HD2	1:F:210:VAL:O	2.20	0.41
1:H:380:ASP:O	1:H:384:GLU:HB2	2.20	0.41
1:H:214:PRO:O	1:H:218:GLY:HA3	2.20	0.41
1:A:50:ALA:CB	1:A:221:MET:HE3	2.49	0.41
1:B:348:ARG:HD3	3:B:776:HOH:O	2.19	0.41
1:H:103:LEU:HD11	3:H:615:HOH:O	2.20	0.41
1:C:336:GLU:OE1	3:C:817:HOH:O	2.22	0.41
1:G:143:THR:CG2	1:G:477:VAL:HG13	2.50	0.41
1:C:133:THR:HB	1:C:134:PRO:HD2	2.02	0.41
1:F:137:LYS:HD2	1:H:446:TYR:CE1	2.55	0.41
1:E:377:HIS:CE1	1:E:406:LEU:HD11	2.55	0.41
1:E:163:MET:HE2	2:E:500:POA:H11	2.01	0.41
1:H:172:ILE:HD12	1:H:202:LEU:HD11	2.02	0.41
1:C:295:LYS:HE2	1:C:385:GLU:HG3	2.02	0.41
1:A:213:TRP:CD1	3:A:662:HOH:O	2.58	0.41
1:H:71:LYS:HB3	1:H:71:LYS:HE3	1.65	0.41
1:F:203:PRO:HA	1:F:204:PRO:HD3	1.84	0.41
1:E:159:HIS:HB2	1:E:163:MET:CG	2.49	0.41
1:G:320:PHE:HA	1:G:330:LEU:O	2.19	0.41
1:A:446:TYR:CE1	1:D:137:LYS:HD2	2.56	0.41
1:H:54:PHE:CE1	1:H:179:VAL:HB	2.56	0.41
1:D:267:LEU:HD21	1:D:420:THR:HA	2.02	0.41
1:F:12:HIS:HE1	1:F:27:ARG:NE	2.19	0.41
1:C:163:MET:HE2	2:C:500:POA:H11	2.01	0.41
1:H:262:ILE:C	1:H:263:ILE:HD12	2.41	0.41

Continued on next page...

Continued from previous page...

Atom-1	Atom-2	Distance(Å)	Clash(Å)
1:F:380:ASP:O	1:F:384:GLU:HB2	2.20	0.41
1:G:378:GLN:OE1	1:G:378:GLN:CA	2.66	0.41
1:H:336:GLU:HG3	1:H:364:GLY:CA	2.51	0.41
1:E:148:LEU:CD2	1:E:250:ARG:HH22	2.33	0.41
1:B:128:PHE:HB2	1:B:141:ILE:HB	2.03	0.41
1:D:83:ARG:HD2	1:D:86:GLU:OE1	2.20	0.41
1:E:161:LEU:HB2	1:E:189:THR:HG21	2.03	0.41
1:G:159:HIS:HB2	1:G:163:MET:CG	2.47	0.41
1:A:380:ASP:O	1:A:384:GLU:HB2	2.21	0.41
1:D:12:HIS:ND1	1:D:27:ARG:NH2	2.68	0.41
1:H:18:ALA:HA	1:H:204:PRO:O	2.21	0.41
1:F:424:ARG:CB	3:F:703:HOH:O	2.60	0.41
1:C:172:ILE:HD13	3:C:636:HOH:O	2.20	0.41
1:F:119:MET:O	1:F:122:ARG:CB	2.69	0.41
1:B:236:VAL:HG13	1:B:240:LYS:HE3	2.03	0.41
1:G:133:THR:HB	1:G:134:PRO:CD	2.51	0.41
1:C:263:ILE:N	1:C:263:ILE:CD1	2.84	0.41
1:A:320:PHE:HA	1:A:330:LEU:O	2.21	0.41
1:F:341:LEU:O	1:F:344:GLU:HB2	2.21	0.41
1:B:267:LEU:HD21	1:B:420:THR:HA	2.02	0.41
1:A:83:ARG:HD2	1:A:86:GLU:OE1	2.21	0.41
1:F:310:LEU:HA	3:F:820:HOH:O	2.20	0.41
1:D:421:ASN:CB	3:H:620:HOH:O	2.51	0.41
1:H:168:VAL:O	1:H:172:ILE:HG12	2.21	0.41
1:E:143:THR:CG2	1:E:477:VAL:HG13	2.51	0.41
1:A:12:HIS:CG	1:C:85:GLU:HB2	2.42	0.40
1:E:12:HIS:CE1	1:E:27:ARG:CZ	3.04	0.40
1:H:335:HIS:N	1:H:335:HIS:ND1	2.68	0.40
1:D:172:ILE:HD13	3:D:613:HOH:O	2.22	0.40
1:D:159:HIS:HB2	1:D:163:MET:CG	2.48	0.40
1:F:378:GLN:CG	3:F:677:HOH:O	2.68	0.40
1:D:54:PHE:CE2	1:D:221:MET:HE2	2.56	0.40
1:E:255:LEU:N	1:E:255:LEU:CD1	2.84	0.40
1:C:273:ALA:HB1	1:C:314:ARG:NH1	2.36	0.40
1:H:390:ILE:O	1:H:392:PRO:HD3	2.21	0.40
1:B:335:HIS:CE1	1:B:338:ALA:HB2	2.56	0.40
1:D:27:ARG:HH21	1:D:41:THR:CG2	2.31	0.40
1:G:262:ILE:C	1:G:263:ILE:HD12	2.42	0.40
1:D:12:HIS:CE1	1:D:27:ARG:CZ	3.04	0.40
1:F:163:MET:SD	1:F:233:THR:HG21	2.61	0.40
1:B:14:PRO:O	1:B:191:LEU:CD1	2.70	0.40
1:G:148:LEU:HD22	1:G:250:ARG:NH2	2.36	0.40

Continued on next page...

Continued from previous page...

Atom-1	Atom-2	Distance(Å)	Clash(Å)
1:D:181:LYS:HD2	1:D:217:ILE:HG23	2.02	0.40
1:H:128:PHE:HB2	1:H:141:ILE:HB	2.03	0.40
1:B:27:ARG:NH2	3:B:658:HOH:O	2.53	0.40
1:G:13:GLU:HA	1:G:14:PRO:HD3	1.95	0.40
1:H:159:HIS:HB2	1:H:163:MET:CG	2.46	0.40
1:H:16:ARG:HH11	1:H:191:LEU:HD12	1.86	0.40
1:E:254:GLU:HG3	1:E:465:GLU:OE1	2.21	0.40
1:C:281:ALA:O	1:C:285:LYS:HB2	2.22	0.40
1:C:24:THR:CG2	1:C:43:PRO:CB	2.90	0.40
1:D:62:PRO:HB3	1:D:206:MET:HE2	2.01	0.40
1:A:122:ARG:CD	1:H:122:ARG:NH2	2.85	0.40
1:G:248:TYR:CD2	3:G:637:HOH:O	2.74	0.40
1:H:400:ASP:OD2	1:H:425:ARG:HD3	2.22	0.40
1:B:326:ARG:HH11	1:B:326:ARG:HG2	1.86	0.40

All (11) symmetry-related close contacts are listed below. The label for Atom-2 includes the symmetry operator and encoded unit-cell translations to be applied.

Atom-1	Atom-2	Distance(Å)	Clash(Å)
1:D:348:ARG:NH1	1:H:216:ASP:OD2[1_655]	1.18	1.02
1:D:348:ARG:NH1	1:H:216:ASP:CG[1_655]	1.59	0.61
1:A:269:ASP:OD2	1:C:226:HIS:CE1[2_444]	1.98	0.22
1:D:348:ARG:CG	1:H:216:ASP:OD2[1_655]	1.98	0.22
1:D:348:ARG:NH1	1:H:216:ASP:CB[1_655]	2.01	0.19
1:D:352:GLU:OE2	3:H:650:HOH:O[1_655]	2.06	0.14
1:D:344:GLU:OE2	1:H:216:ASP:O[1_655]	2.08	0.12
1:D:348:ARG:CZ	1:H:216:ASP:OD2[1_655]	2.12	0.08
1:D:351:GLU:OE1	1:H:213:TRP:CB[1_655]	2.15	0.05
1:H:215:ALA:N	3:D:666:HOH:O[1_455]	2.17	0.03
1:B:247:HIS:CE1	3:G:749:HOH:O[2_554]	2.18	0.02

5.3 Torsion angles

5.3.1 Protein backbone ⓘ

In the following table, the Percentiles column shows the percent Ramachandran outliers of the chain as a percentile score with respect to all X-ray entries followed by that with respect to entries of similar resolution. The Analysed column shows the number of residues for which the backbone conformation was analysed, and the total number of residues.

Mol	Chain	Analysed	Favoured	Allowed	Outliers	Percentiles	
1	A	471/488 (96%)	454 (96%)	15 (3%)	2 (0%)	43	39
1	B	471/488 (96%)	456 (97%)	14 (3%)	1 (0%)	56	57
1	C	471/488 (96%)	456 (97%)	14 (3%)	1 (0%)	56	57
1	D	471/488 (96%)	454 (96%)	15 (3%)	2 (0%)	43	39
1	E	471/488 (96%)	453 (96%)	16 (3%)	2 (0%)	43	39
1	F	471/488 (96%)	455 (97%)	14 (3%)	2 (0%)	43	39
1	G	471/488 (96%)	455 (97%)	15 (3%)	1 (0%)	56	57
1	H	471/488 (96%)	455 (97%)	15 (3%)	1 (0%)	56	57
All	All	3768/3904 (96%)	3638 (96%)	118 (3%)	12 (0%)	50	49

All (12) Ramachandran outliers are listed below:

Mol	Chain	Res	Type
1	A	392	PRO
1	C	392	PRO
1	E	392	PRO
1	B	392	PRO
1	D	392	PRO
1	G	392	PRO
1	H	392	PRO
1	D	413	GLY
1	F	392	PRO
1	A	413	GLY
1	F	413	GLY
1	E	413	GLY

5.3.2 Protein sidechains ⓘ

In the following table, the Percentiles column shows the percent sidechain outliers of the chain as a percentile score with respect to all X-ray entries followed by that with respect to entries of similar resolution. The Analysed column shows the number of residues for which the sidechain conformation was analysed, and the total number of residues.

Mol	Chain	Analysed	Rotameric	Outliers	Percentiles	
1	A	389/401 (97%)	375 (96%)	14 (4%)	47	46
1	B	389/401 (97%)	376 (97%)	13 (3%)	50	51
1	C	389/401 (97%)	376 (97%)	13 (3%)	50	51
1	D	389/401 (97%)	375 (96%)	14 (4%)	47	46

Continued on next page...

Continued from previous page...

Mol	Chain	Analysed	Rotameric	Outliers	Percentiles	
1	E	389/401 (97%)	372 (96%)	17 (4%)	39	36
1	F	389/401 (97%)	376 (97%)	13 (3%)	50	51
1	G	389/401 (97%)	376 (97%)	13 (3%)	50	51
1	H	389/401 (97%)	372 (96%)	17 (4%)	39	36
All	All	3112/3208 (97%)	2998 (96%)	114 (4%)	45	45

All (114) residues with a non-rotameric sidechain are listed below:

Mol	Chain	Res	Type
1	A	23	ASP
1	A	41	THR
1	A	61	GLN
1	A	74	LEU
1	A	78	GLU
1	A	191	LEU
1	A	263	ILE
1	A	285	LYS
1	A	314	ARG
1	A	348	ARG
1	A	359	HIS
1	A	377	HIS
1	A	427	GLN
1	A	447	ARG
1	B	23	ASP
1	B	41	THR
1	B	61	GLN
1	B	78	GLU
1	B	122	ARG
1	B	191	LEU
1	B	263	ILE
1	B	285	LYS
1	B	335	HIS
1	B	348	ARG
1	B	359	HIS
1	B	427	GLN
1	B	447	ARG
1	C	23	ASP
1	C	61	GLN
1	C	78	GLU
1	C	183	THR
1	C	191	LEU

Continued on next page...

Continued from previous page...

Mol	Chain	Res	Type
1	C	263	ILE
1	C	285	LYS
1	C	314	ARG
1	C	348	ARG
1	C	359	HIS
1	C	377	HIS
1	C	427	GLN
1	C	447	ARG
1	D	12	HIS
1	D	24	THR
1	D	41	THR
1	D	61	GLN
1	D	74	LEU
1	D	78	GLU
1	D	191	LEU
1	D	263	ILE
1	D	335	HIS
1	D	348	ARG
1	D	359	HIS
1	D	377	HIS
1	D	427	GLN
1	D	447	ARG
1	E	12	HIS
1	E	20	ARG
1	E	41	THR
1	E	51	ARG
1	E	61	GLN
1	E	74	LEU
1	E	78	GLU
1	E	122	ARG
1	E	183	THR
1	E	191	LEU
1	E	263	ILE
1	E	314	ARG
1	E	323	PRO
1	E	348	ARG
1	E	359	HIS
1	E	377	HIS
1	E	427	GLN
1	F	12	HIS
1	F	61	GLN
1	F	74	LEU

Continued on next page...

Continued from previous page...

Mol	Chain	Res	Type
1	F	78	GLU
1	F	122	ARG
1	F	191	LEU
1	F	263	ILE
1	F	285	LYS
1	F	348	ARG
1	F	359	HIS
1	F	377	HIS
1	F	427	GLN
1	F	447	ARG
1	G	12	HIS
1	G	24	THR
1	G	61	GLN
1	G	74	LEU
1	G	78	GLU
1	G	191	LEU
1	G	263	ILE
1	G	284	THR
1	G	314	ARG
1	G	348	ARG
1	G	359	HIS
1	G	377	HIS
1	G	427	GLN
1	H	12	HIS
1	H	41	THR
1	H	61	GLN
1	H	74	LEU
1	H	78	GLU
1	H	122	ARG
1	H	144	MET
1	H	191	LEU
1	H	263	ILE
1	H	285	LYS
1	H	335	HIS
1	H	348	ARG
1	H	359	HIS
1	H	377	HIS
1	H	424	ARG
1	H	427	GLN
1	H	447	ARG

Some sidechains can be flipped to improve hydrogen bonding and reduce clashes. All (14) such sidechains are listed below:

Mol	Chain	Res	Type
1	A	247	HIS
1	B	247	HIS
1	C	226	HIS
1	C	247	HIS
1	C	427	GLN
1	D	226	HIS
1	E	226	HIS
1	E	247	HIS
1	F	176	ASN
1	G	158	ASN
1	G	176	ASN
1	G	247	HIS
1	G	377	HIS
1	H	427	GLN

5.3.3 RNA ⓘ

There are no RNA chains in this entry.

5.4 Non-standard residues in protein, DNA, RNA chains ⓘ

There are no non-standard protein/DNA/RNA residues in this entry.

5.5 Carbohydrates ⓘ

There are no carbohydrates in this entry.

5.6 Ligand geometry ⓘ

8 ligands are modelled in this entry.

In the following table, the Counts columns list the number of bonds (or angles) for which Mogul statistics could be retrieved, the number of bonds (or angles) that are observed in the model and the number of bonds (or angles) that are defined in the chemical component dictionary. The Link column lists molecule types, if any, to which the group is linked. The Z score for a bond length (or angle) is the number of standard deviations the observed value is removed from the expected value. A bond length (or angle) with $|Z| > 2$ is considered an outlier worth inspection. RMSZ is the root-mean-square of all Z scores of the bond lengths (or angles).

Mol	Type	Chain	Res	Link	Bond lengths			Bond angles		
					Counts	RMSZ	$\# Z > 2$	Counts	RMSZ	$\# Z > 2$
2	POA	A	500	1	6,6,6	2.16	3 (50%)	8,8,8	2.53	5 (62%)

Mol	Type	Chain	Res	Link	Bond lengths			Bond angles		
					Counts	RMSZ	# Z > 2	Counts	RMSZ	# Z > 2
2	POA	B	500	1	6,6,6	1.74	2 (33%)	8,8,8	2.82	7 (87%)
2	POA	C	500	1	6,6,6	1.61	1 (16%)	8,8,8	2.41	4 (50%)
2	POA	D	500	1	6,6,6	2.22	4 (66%)	8,8,8	2.63	6 (75%)
2	POA	E	500	1	6,6,6	2.20	3 (50%)	8,8,8	2.82	6 (75%)
2	POA	F	500	1	6,6,6	1.61	1 (16%)	8,8,8	2.97	7 (87%)
2	POA	G	500	1	6,6,6	2.18	3 (50%)	8,8,8	2.30	5 (62%)
2	POA	H	500	1	6,6,6	1.73	3 (50%)	8,8,8	2.73	6 (75%)

In the following table, the Chirals column lists the number of chiral outliers, the number of chiral centers analysed, the number of these observed in the model and the number defined in the chemical component dictionary. Similar counts are reported in the Torsion and Rings columns. '-' means no outliers of that kind were identified.

Mol	Type	Chain	Res	Link	Chirals	Torsions	Rings
2	POA	A	500	1	-	0/3/4/4	0/0/0/0
2	POA	B	500	1	-	0/3/4/4	0/0/0/0
2	POA	C	500	1	-	0/3/4/4	0/0/0/0
2	POA	D	500	1	-	0/3/4/4	0/0/0/0
2	POA	E	500	1	-	0/3/4/4	0/0/0/0
2	POA	F	500	1	-	0/3/4/4	0/0/0/0
2	POA	G	500	1	-	0/3/4/4	0/0/0/0
2	POA	H	500	1	-	0/3/4/4	0/0/0/0

All (20) bond length outliers are listed below:

Mol	Chain	Res	Type	Atoms	Z	Observed(Å)	Ideal(Å)
2	A	500	POA	P-C1	3.16	1.84	1.79
2	E	500	POA	P-O2P	-3.06	1.48	1.54
2	G	500	POA	O2-C2	3.00	1.40	1.19
2	E	500	POA	P-O3P	-2.96	1.48	1.54
2	G	500	POA	P-C1	2.94	1.84	1.79
2	A	500	POA	O2-C2	2.91	1.40	1.19
2	D	500	POA	P-O2P	-2.86	1.49	1.54
2	B	500	POA	O2-C2	2.81	1.39	1.19
2	D	500	POA	P-O3P	-2.81	1.49	1.54
2	F	500	POA	O2-C2	2.76	1.39	1.19
2	C	500	POA	O2-C2	2.72	1.38	1.19
2	D	500	POA	O2-C2	2.71	1.38	1.19
2	E	500	POA	O2-C2	2.65	1.38	1.19
2	H	500	POA	O2-C2	2.62	1.38	1.19
2	G	500	POA	P-O3P	-2.59	1.49	1.54

Continued on next page...

Continued from previous page...

Mol	Chain	Res	Type	Atoms	Z	Observed(Å)	Ideal(Å)
2	A	500	POA	P-O3P	-2.49	1.49	1.54
2	B	500	POA	P-C1	2.48	1.83	1.79
2	D	500	POA	P-C1	2.43	1.83	1.79
2	H	500	POA	P-O3P	-2.25	1.50	1.54
2	H	500	POA	P-C1	2.11	1.82	1.79

All (46) bond angle outliers are listed below:

Mol	Chain	Res	Type	Atoms	Z	Observed(°)	Ideal(°)
2	F	500	POA	O3P-P-C1	4.43	116.63	107.27
2	E	500	POA	O2P-P-C1	4.13	115.98	107.27
2	B	500	POA	O2P-P-C1	4.01	115.74	107.27
2	F	500	POA	O3P-P-O1P	-3.92	102.09	112.56
2	A	500	POA	O3P-P-C1	3.90	115.51	107.27
2	B	500	POA	O3P-P-O1P	-3.77	102.51	112.56
2	H	500	POA	O3P-P-C1	3.71	115.11	107.27
2	C	500	POA	O2P-P-C1	3.70	115.09	107.27
2	D	500	POA	O2P-P-C1	3.70	115.07	107.27
2	H	500	POA	O3P-P-O1P	-3.62	102.91	112.56
2	E	500	POA	O3P-P-C1	3.57	114.81	107.27
2	A	500	POA	O2-C2-C1	-3.32	107.15	126.83
2	G	500	POA	O3P-P-C1	3.32	114.27	107.27
2	A	500	POA	O2P-P-O1P	-3.22	103.97	112.56
2	D	500	POA	O2-C2-C1	-3.21	107.84	126.83
2	C	500	POA	O2-C2-C1	-3.15	108.16	126.83
2	E	500	POA	O3P-P-O2P	-3.09	98.56	108.35
2	E	500	POA	O3P-P-O1P	-3.07	104.35	112.56
2	F	500	POA	O2-C2-C1	-3.06	108.70	126.83
2	B	500	POA	O1P-P-C1	3.05	116.19	110.42
2	F	500	POA	O2P-P-O1P	-3.03	104.47	112.56
2	H	500	POA	O2-C2-C1	-3.01	109.00	126.83
2	D	500	POA	P-C1-C2	-2.98	107.29	113.38
2	G	500	POA	O2P-P-C1	2.88	113.35	107.27
2	E	500	POA	O2-C2-C1	-2.80	110.24	126.83
2	H	500	POA	O1P-P-C1	2.79	115.70	110.42
2	F	500	POA	O1P-P-C1	2.74	115.60	110.42
2	D	500	POA	O2P-P-O1P	-2.67	105.44	112.56
2	C	500	POA	O2P-P-O1P	-2.62	105.57	112.56
2	B	500	POA	O2-C2-C1	-2.59	111.46	126.83
2	B	500	POA	O3P-P-C1	2.59	112.74	107.27
2	D	500	POA	O3P-P-C1	2.57	112.69	107.27
2	C	500	POA	O3P-P-C1	2.53	112.61	107.27

Continued on next page...

Continued from previous page...

Mol	Chain	Res	Type	Atoms	Z	Observed(°)	Ideal(°)
2	H	500	POA	O2P-P-O1P	-2.52	105.84	112.56
2	A	500	POA	O3P-P-O1P	-2.40	106.14	112.56
2	G	500	POA	O2-C2-C1	-2.37	112.81	126.83
2	G	500	POA	O2P-P-O1P	-2.35	106.30	112.56
2	A	500	POA	O2P-P-C1	2.34	112.20	107.27
2	B	500	POA	O3P-P-O2P	-2.31	101.04	108.35
2	G	500	POA	O3P-P-O1P	-2.30	106.41	112.56
2	H	500	POA	O2P-P-C1	2.29	112.11	107.27
2	B	500	POA	O2P-P-O1P	-2.17	106.78	112.56
2	D	500	POA	O3P-P-O1P	-2.10	106.95	112.56
2	F	500	POA	O2P-P-C1	2.09	111.69	107.27
2	E	500	POA	P-C1-C2	-2.08	109.14	113.38
2	F	500	POA	P-C1-C2	-2.01	109.27	113.38

There are no chirality outliers.

There are no torsion outliers.

There are no ring outliers.

5.7 Other polymers ⓘ

There are no such residues in this entry.

5.8 Polymer linkage issues

There are no chain breaks in this entry.

6 Fit of model and data ⓘ

6.1 Protein, DNA and RNA chains ⓘ

In the following table, the column labelled ‘#RSRZ> 2’ contains the number (and percentage) of RSRZ outliers, followed by percent RSRZ outliers for the chain as percentile scores relative to all X-ray entries and entries of similar resolution. The OWAB column contains the minimum, median, 95th percentile and maximum values of the occupancy-weighted average B-factor per residue. The column labelled ‘Q< 0.9’ lists the number of (and percentage) of residues with an average occupancy less than 0.9.

Mol	Chain	Analysed	<RSRZ>	#RSRZ>2	OWAB(Å ²)	Q<0.9
1	A	473/488 (96%)	-0.20	2 (0%) 90 92	13, 20, 38, 56	0
1	B	473/488 (96%)	0.01	7 (1%) 70 74	14, 22, 40, 57	0
1	C	473/488 (96%)	-0.16	2 (0%) 90 92	12, 21, 39, 58	0
1	D	473/488 (96%)	-0.15	3 (0%) 86 90	13, 21, 39, 55	0
1	E	473/488 (96%)	-0.07	6 (1%) 74 78	13, 21, 40, 58	0
1	F	473/488 (96%)	-0.11	5 (1%) 77 81	14, 22, 40, 58	0
1	G	473/488 (96%)	-0.04	12 (2%) 54 59	15, 23, 41, 59	0
1	H	473/488 (96%)	0.04	16 (3%) 43 47	14, 22, 41, 57	0
All	All	3784/3904 (96%)	-0.08	53 (1%) 72 76	12, 22, 40, 59	0

All (53) RSRZ outliers are listed below:

Mol	Chain	Res	Type	RSRZ
1	A	12	HIS	5.1
1	E	12	HIS	4.9
1	H	240	LYS	4.7
1	E	377	HIS	4.5
1	B	377	HIS	4.3
1	G	12	HIS	4.0
1	H	12	HIS	4.0
1	G	377	HIS	3.9
1	A	377	HIS	3.8
1	F	12	HIS	3.8
1	G	248	TYR	3.5
1	H	244	ALA	3.4
1	B	12	HIS	3.4
1	H	216	ASP	3.3
1	H	213	TRP	3.3
1	D	12	HIS	3.2

Continued on next page...

Continued from previous page...

Mol	Chain	Res	Type	RSRZ
1	E	348	ARG	3.1
1	G	246	ALA	3.1
1	H	236	VAL	3.1
1	F	377	HIS	3.0
1	H	243	ALA	3.0
1	H	215	ALA	2.9
1	E	122	ARG	2.9
1	H	219	MET	2.8
1	G	348	ARG	2.8
1	D	247	HIS	2.8
1	B	383	LEU	2.7
1	F	248	TYR	2.6
1	E	383	LEU	2.6
1	G	25	ASP	2.6
1	H	25	ASP	2.5
1	G	247	HIS	2.5
1	G	351	GLU	2.5
1	C	12	HIS	2.4
1	H	245	ASN	2.4
1	G	241	LEU	2.4
1	H	377	HIS	2.4
1	B	56	ILE	2.4
1	G	325	ASP	2.4
1	H	237	PRO	2.3
1	D	377	HIS	2.2
1	G	383	LEU	2.2
1	F	245	ASN	2.2
1	B	241	LEU	2.2
1	B	247	HIS	2.2
1	C	377	HIS	2.2
1	G	20	ARG	2.1
1	H	349	ALA	2.1
1	F	355	ASP	2.1
1	H	241	LEU	2.1
1	H	46	ARG	2.1
1	B	319	ARG	2.1
1	E	24	THR	2.1

6.2 Non-standard residues in protein, DNA, RNA chains ⓘ

There are no non-standard protein/DNA/RNA residues in this entry.

6.3 Carbohydrates ⓘ

There are no carbohydrates in this entry.

6.4 Ligands ⓘ

In the following table, the Atoms column lists the number of modelled atoms in the group and the number defined in the chemical component dictionary. LLDF column lists the quality of electron density of the group with respect to its neighbouring residues in protein, DNA or RNA chains. The B-factors column lists the minimum, median, 95th percentile and maximum values of B factors of atoms in the group. The column labelled 'Q< 0.9' lists the number of atoms with occupancy less than 0.9.

Mol	Type	Chain	Res	Atoms	RSR	LLDF	B-factors(Å ²)	Q<0.9
2	POA	F	500	7/7	0.16	0.45	19,21,28,29	0
2	POA	B	500	7/7	0.16	0.04	14,17,24,26	0
2	POA	E	500	7/7	0.13	0.01	18,21,23,27	0
2	POA	H	500	7/7	0.14	0.01	18,24,28,29	0
2	POA	G	500	7/7	0.13	-0.04	17,25,31,31	0
2	POA	D	500	7/7	0.12	-0.42	13,21,26,34	0
2	POA	A	500	7/7	0.12	-0.79	6,15,17,19	0
2	POA	C	500	7/7	0.12	-0.96	14,16,22,23	0

6.5 Other polymers ⓘ

There are no such residues in this entry.