



# Full wwPDB X-ray Structure Validation Report

Mar 1, 2014 – 04:00 AM GMT

PDB ID : 4I3V  
Title : Structure of phosphonoacetaldehydedehydrogenase in complex with phosphonoacetaldehydeand cofactor NAD+  
Authors : Nair, S.K.; Agarwal, V.  
Deposited on : 2012-11-26  
Resolution : 2.00 Å(reported)

This is a full wwPDB validation report for a publicly released PDB entry.  
We welcome your comments at [validation@mail.wwpdb.org](mailto:validation@mail.wwpdb.org)  
A user guide is available at <http://wwpdb.org/ValidationPDFNotes.html>

---

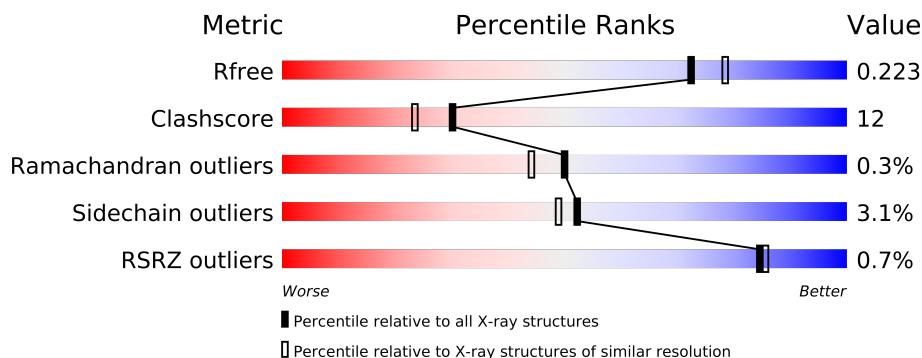
The following versions of software and data (see [references](#)) were used in the production of this report:

MolProbity : 4.02b-467  
Mogul : 1.15 2013  
Xtriage (Phenix) : dev-1323  
EDS : stable22639  
Percentile statistics : 21963  
Refmac : 5.8.0049  
CCP4 : 6.3.0 (Settle)  
Ideal geometry (proteins) : Engh & Huber (2001)  
Ideal geometry (DNA, RNA) : Parkinson et. al. (1996)  
Validation Pipeline (wwPDB-VP) : stable22683

# 1 Overall quality at a glance

The reported resolution of this entry is 2.00 Å.

Percentile scores (ranging between 0-100) for global validation metrics of the entry are shown in the following graphic. The table shows the number of entries on which the scores are based.



Metric	Whole archive (#Entries)	Similar resolution (#Entries, resolution range(Å))
$R_{free}$	66092	4888 (2.00-2.00)
Clashscore	79885	6188 (2.00-2.00)
Ramachandran outliers	78287	6102 (2.00-2.00)
Sidechain outliers	78261	6100 (2.00-2.00)
RSRZ outliers	66119	4890 (2.00-2.00)

The table below summarises the geometric issues observed across the polymeric chains and their fit to the electron density. The red, orange, yellow and green segments on the lower bar indicate the fraction of residues that contain outliers for  $\geq 3$ , 2, 1 and 0 types of geometric quality criteria. The upper red bar (where present) indicates the fraction of residues that have poor fit to the electron density.

Mol	Chain	Length	Quality of chain
1	A	488	
1	B	488	
1	C	488	
1	D	488	
1	E	488	
1	F	488	
1	G	488	
1	H	488	

The following table lists non-polymeric compounds that are outliers for geometric or electron-density-fit criteria:

Mol	Type	Chain	Res	Geometry	Electron density
3	POA	A	502	X	-

*Continued on next page...*

*Continued from previous page...*

Mol	Type	Chain	Res	Geometry	Electron density
3	POA	D	502	X	-

## 2 Entry composition

There are 4 unique types of molecules in this entry. The entry contains 31824 atoms, of which 0 are hydrogen and 0 are deuterium.

In the tables below, the ZeroOcc column contains the number of atoms modelled with zero occupancy, the AltConf column contains the number of residues with at least one atom in alternate conformation and the Trace column contains the number of residues modelled with at most 2 atoms.

- Molecule 1 is a protein called Aldehyde dehydrogenase (NAD+).

Mol	Chain	Residues	Atoms					ZeroOcc	AltConf	Trace
1	A	473	Total	C	N	O	S	0	0	0
			3626	2294	630	683	19			
1	B	473	Total	C	N	O	S	0	0	0
			3626	2294	630	683	19			
1	C	473	Total	C	N	O	S	0	0	0
			3626	2294	630	683	19			
1	D	473	Total	C	N	O	S	0	0	0
			3626	2294	630	683	19			
1	E	473	Total	C	N	O	S	0	0	0
			3626	2294	630	683	19			
1	F	473	Total	C	N	O	S	0	0	0
			3626	2294	630	683	19			
1	G	473	Total	C	N	O	S	0	0	0
			3626	2294	630	683	19			
1	H	473	Total	C	N	O	S	0	0	0
			3626	2294	630	683	19			

There are 24 discrepancies between the modelled and reference sequences:

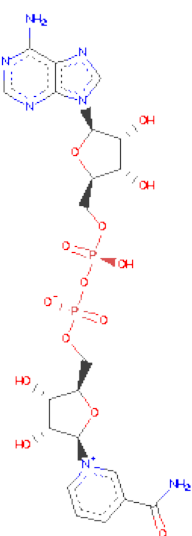
Chain	Residue	Modelled	Actual	Comment	Reference
A	-2	GLY	-	EXPRESSION TAG	UNP Q92UV7
A	-1	SER	-	EXPRESSION TAG	UNP Q92UV7
A	0	HIS	-	EXPRESSION TAG	UNP Q92UV7
B	-2	GLY	-	EXPRESSION TAG	UNP Q92UV7
B	-1	SER	-	EXPRESSION TAG	UNP Q92UV7
B	0	HIS	-	EXPRESSION TAG	UNP Q92UV7
C	-2	GLY	-	EXPRESSION TAG	UNP Q92UV7
C	-1	SER	-	EXPRESSION TAG	UNP Q92UV7
C	0	HIS	-	EXPRESSION TAG	UNP Q92UV7
D	-2	GLY	-	EXPRESSION TAG	UNP Q92UV7
D	-1	SER	-	EXPRESSION TAG	UNP Q92UV7
D	0	HIS	-	EXPRESSION TAG	UNP Q92UV7
E	-2	GLY	-	EXPRESSION TAG	UNP Q92UV7

*Continued on next page...*

Continued from previous page...

Chain	Residue	Modelled	Actual	Comment	Reference
E	-1	SER	-	EXPRESSION TAG	UNP Q92UV7
E	0	HIS	-	EXPRESSION TAG	UNP Q92UV7
F	-2	GLY	-	EXPRESSION TAG	UNP Q92UV7
F	-1	SER	-	EXPRESSION TAG	UNP Q92UV7
F	0	HIS	-	EXPRESSION TAG	UNP Q92UV7
G	-2	GLY	-	EXPRESSION TAG	UNP Q92UV7
G	-1	SER	-	EXPRESSION TAG	UNP Q92UV7
G	0	HIS	-	EXPRESSION TAG	UNP Q92UV7
H	-2	GLY	-	EXPRESSION TAG	UNP Q92UV7
H	-1	SER	-	EXPRESSION TAG	UNP Q92UV7
H	0	HIS	-	EXPRESSION TAG	UNP Q92UV7

- Molecule 2 is NICOTINAMIDE-ADENINE-DINUCLEOTIDE (three-letter code: NAD) (formula:  $C_{21}H_{27}N_7O_{14}P_2$ ).



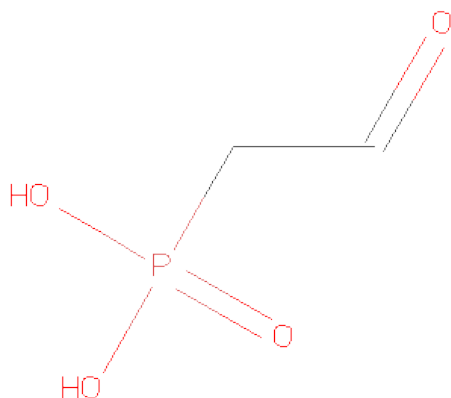
Mol	Chain	Residues	Atoms					ZeroOcc	AltConf
2	A	1	Total	C	N	O	P	0	0
			27	10	5	10	2		
2	B	1	Total	C	N	O	P	0	0
			27	10	5	10	2		
2	C	1	Total	C	N	O	P	0	0
			27	10	5	10	2		
2	D	1	Total	C	N	O	P	0	0
			27	10	5	10	2		
2	E	1	Total	C	N	O	P	0	0
			27	10	5	10	2		

Continued on next page...

Continued from previous page...

Mol	Chain	Residues	Atoms					ZeroOcc	AltConf
2	F	1	Total	C	N	O	P	0	0
			27	10	5	10	2		
2	G	1	Total	C	N	O	P	0	0
			27	10	5	10	2		

- Molecule 3 is PHOSPHONOACETALDEHYDE (three-letter code: POA) (formula:  $C_2H_5O_4P$ ).



Mol	Chain	Residues	Atoms					ZeroOcc	AltConf
3	A	1	Total	C	O	P		0	0
			7	2	4	1			
3	B	1	Total	C	O	P		0	0
			7	2	4	1			
3	C	1	Total	C	O	P		0	0
			7	2	4	1			
3	D	1	Total	C	O	P		0	0
			7	2	4	1			
3	E	1	Total	C	O	P		0	0
			7	2	4	1			
3	F	1	Total	C	O	P		0	0
			7	2	4	1			
3	G	1	Total	C	O	P		0	0
			7	2	4	1			
3	H	1	Total	C	O	P		0	0
			7	2	4	1			

- Molecule 4 is water.

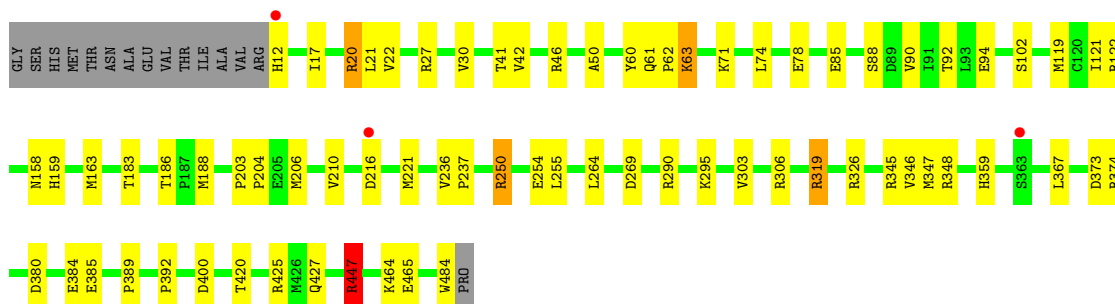
Mol	Chain	Residues	Atoms		ZeroOcc	AltConf
4	A	331	Total 331	O 331	0	0
4	B	382	Total 382	O 382	0	0
4	C	376	Total 376	O 376	0	0
4	D	315	Total 315	O 315	0	0
4	E	306	Total 306	O 306	0	0
4	F	274	Total 274	O 274	0	0
4	G	308	Total 308	O 308	0	0
4	H	279	Total 279	O 279	0	0

### 3 Residue-property plots


These plots are drawn for all protein, RNA and DNA chains in the entry. The first graphic for a chain summarises the proportions of errors displayed in the second graphic. The second graphic shows the sequence view annotated by issues in geometry and electron density. Residues are color-coded according to the number of geometric quality criteria for which they contain at least one outlier: green = 0, yellow = 1, orange = 2 and red = 3 or more. A red dot above a residue indicates a poor fit to the electron density ( $RSRZ > 2$ ). Stretches of 2 or more consecutive residues without any outlier are shown as a green connector. Residues present in the sample, but not in the model, are shown in grey.

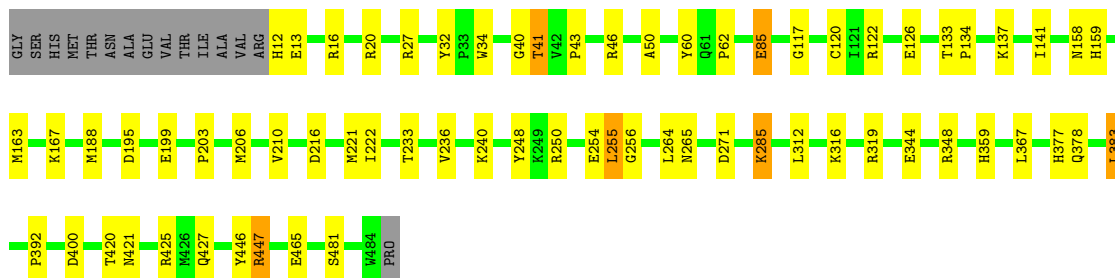
- Molecule 1: Aldehyde dehydrogenase (NAD+)

Chain A: 




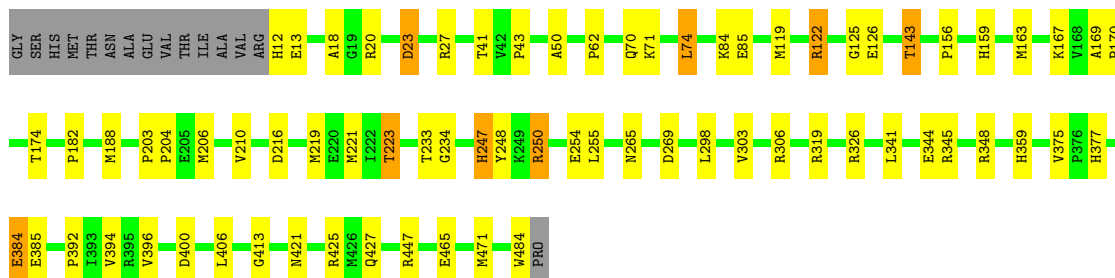
- Molecule 1: Aldehyde dehydrogenase (NAD+)

Chain B: 



- Molecule 1: Aldehyde dehydrogenase (NAD+)

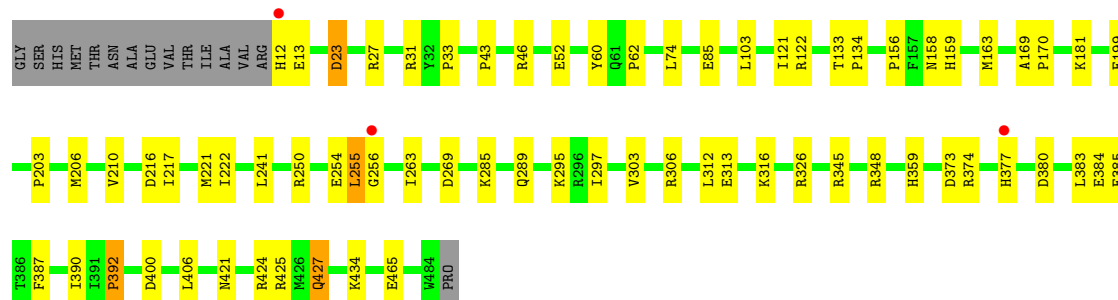
Chain C: 



- Molecule 1: Aldehyde dehydrogenase (NAD+)

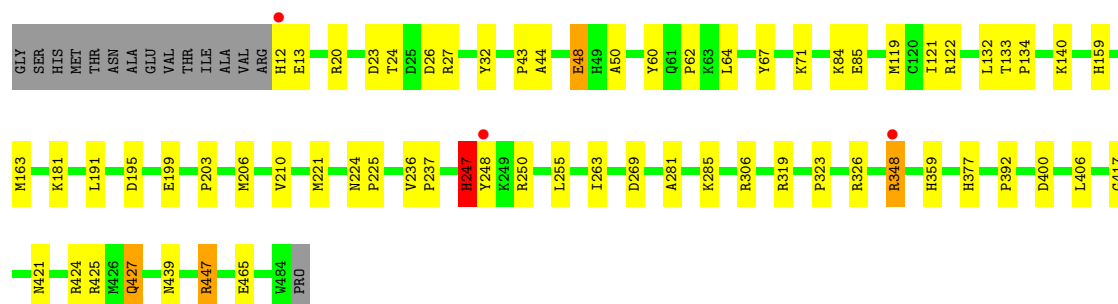


Chain D:



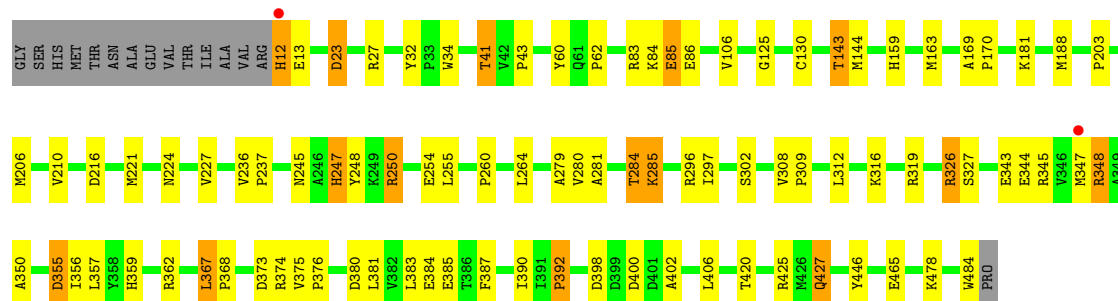
- Molecule 1: Aldehyde dehydrogenase (NAD<sup>+</sup>)

Chain E:



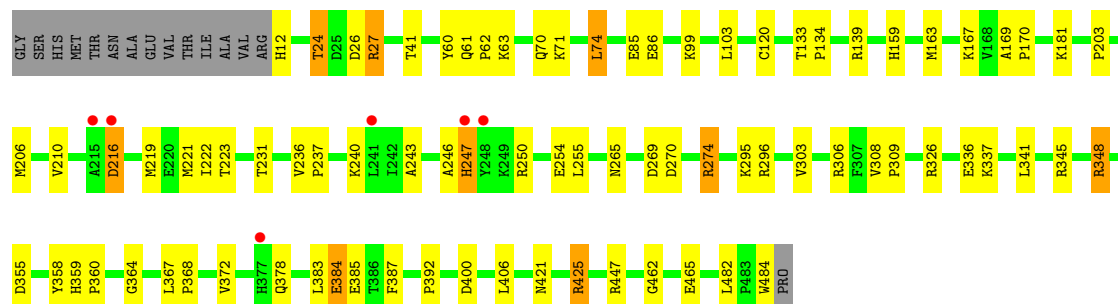
- Molecule 1: Aldehyde dehydrogenase (NAD<sup>+</sup>)

Chain F:



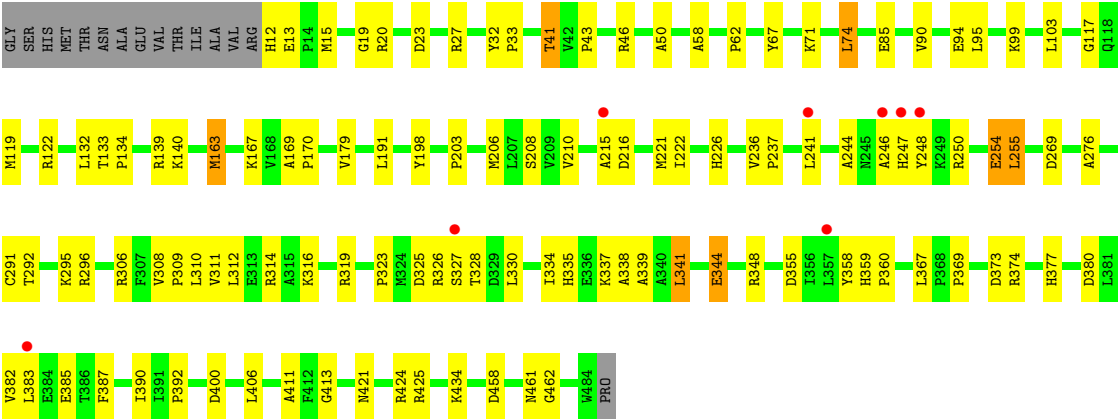
- Molecule 1: Aldehyde dehydrogenase (NAD<sup>+</sup>)

Chain G:



- Molecule 1: Aldehyde dehydrogenase (NAD<sup>+</sup>)

Chain H: 



## 4 Data and refinement statistics

Property	Value	Source
Space group	P 1 21 1	Depositor
Cell constants a, b, c, $\alpha$ , $\beta$ , $\gamma$	94.74Å 172.13Å 140.06Å 90.00° 107.75° 90.00°	Depositor
Resolution (Å)	39.50 – 2.00 39.50 – 2.00	Depositor EDS
% Data completeness (in resolution range)	99.9 (39.50-2.00) 99.9 (39.50-2.00)	Depositor EDS
$R_{merge}$	0.13	Depositor
$R_{sym}$	(Not available)	Depositor
$\langle I/\sigma(I) \rangle$ <sup>1</sup>	2.39 (at 2.00Å)	Xtriage
Refinement program	PHENIX (phenix.refine: 1.7.1_743)	Depositor
R, $R_{free}$	0.182 , 0.230 0.181 , 0.223	Depositor DCC
$R_{free}$ test set	14486 reflections (5.05%)	DCC
Wilson B-factor (Å <sup>2</sup> )	24.6	Xtriage
Anisotropy	0.030	Xtriage
Bulk solvent $k_{sol}$ (e/Å <sup>3</sup> ), $B_{sol}$ (Å <sup>2</sup> )	0.37 , 40.0	EDS
Estimated twinning fraction	0.021 for h,-k,-h-l	Xtriage
L-test for twinning	$\langle  L  \rangle = 0.48$ , $\langle L^2 \rangle = 0.31$	Xtriage
Outliers	0 of 286873 reflections	Xtriage
$F_o, F_c$ correlation	0.95	EDS
Total number of atoms	31824	wwPDB-VP
Average B, all atoms (Å <sup>2</sup> )	27.0	wwPDB-VP

Xtriage's analysis on translational NCS is as follows: *The largest off-origin peak in the Patterson function is 2.48% of the height of the origin peak. No significant pseudotranslation is detected.*

<sup>1</sup>Intensities estimated from amplitudes.

## 5 Model quality ⓘ

### 5.1 Standard geometry ⓘ

Bond lengths and bond angles in the following residue types are not validated in this section: NAD, POA

The Z score for a bond length (or angle) is the number of standard deviations the observed value is removed from the expected value. A bond length (or angle) with  $|Z| > 5$  is considered an outlier worth inspection. RMSZ is the root-mean-square of all Z scores of the bond lengths (or angles).

Mol	Chain	Bond lengths		Bond angles	
		RMSZ	# $ Z  > 5$	RMSZ	# $ Z  > 5$
1	A	0.42	0/3698	0.60	2/5030 (0.0%)
1	B	0.43	0/3698	0.60	0/5030
1	C	0.42	0/3698	0.58	0/5030
1	D	0.39	0/3698	0.55	0/5030
1	E	0.37	0/3698	0.56	0/5030
1	F	0.39	0/3698	0.56	0/5030
1	G	0.40	1/3698 (0.0%)	0.58	2/5030 (0.0%)
1	H	0.39	0/3698	0.57	1/5030 (0.0%)
All	All	0.40	1/29584 (0.0%)	0.58	5/40240 (0.0%)

All (1) bond length outliers are listed below:

Mol	Chain	Res	Type	Atoms	Z	Observed(Å)	Ideal(Å)
1	G	120	CYS	CB-SG	-5.44	1.73	1.81

All (5) bond angle outliers are listed below:

Mol	Chain	Res	Type	Atoms	Z	Observed(°)	Ideal(°)
1	G	425	ARG	NE-CZ-NH2	-7.51	116.54	120.30
1	G	425	ARG	NE-CZ-NH1	5.77	123.18	120.30
1	A	447	ARG	NE-CZ-NH1	5.62	123.11	120.30
1	H	139	ARG	NE-CZ-NH2	-5.28	117.66	120.30
1	A	447	ARG	NE-CZ-NH2	-5.26	117.67	120.30

There are no chirality outliers.

There are no planarity outliers.

## 5.2 Close contacts ⓘ

In the following table, the Non-H and H(model) columns list the number of non-hydrogen atoms and hydrogen atoms in the chain respectively. The H(added) column lists the number of hydrogens added by MolProbity. The Clashes column lists the number of clashes within the asymmetric unit, and the number in parentheses is this value normalized per 1000 atoms of the molecule in the chain. The Symm-Clashes column gives symmetry related clashes, in the same way as for the Clashes column.

Mol	Chain	Non-H	H(model)	H(added)	Clashes	Symm-Clashes
1	A	3626	0	3654	82	0
1	B	3626	0	3654	75	0
1	C	3626	0	3654	94	0
1	D	3626	0	3654	84	0
1	E	3626	0	3654	76	0
1	F	3626	0	3654	109	0
1	G	3626	0	3654	98	0
1	H	3626	0	3654	116	0
2	A	27	0	12	0	0
2	B	27	0	12	0	0
2	C	27	0	12	2	0
2	D	27	0	12	0	0
2	E	27	0	12	0	0
2	F	27	0	12	0	0
2	G	27	0	12	1	0
3	A	7	0	2	0	0
3	B	7	0	2	0	0
3	C	7	0	2	0	0
3	D	7	0	2	0	0
3	E	7	0	2	0	0
3	F	7	0	2	0	0
3	G	7	0	2	2	0
3	H	7	0	2	0	0
4	A	331	0	0	17	0
4	B	382	0	0	22	0
4	C	376	0	0	32	0
4	D	315	0	0	30	0
4	E	306	0	0	18	0
4	F	274	0	0	17	0
4	G	308	0	0	25	0
4	H	279	0	0	27	0
All	All	31824	0	29332	705	0

Clashscore is defined as the number of clashes calculated for the entry per 1000 atoms (including hydrogens) of the entry. The overall clashscore for this entry is 12.

All (705) close contacts within the same asymmetric unit are listed below.

Atom-1	Atom-2	Distance(Å)	Clash(Å)
1:F:254:GLU:HG3	1:F:465:GLU:OE2	1.31	1.28
1:G:167:LYS:NZ	1:G:465:GLU:OE2	1.71	1.23
1:C:85:GLU:OE1	4:C:617:HOH:O	1.53	1.23
1:D:221:MET:SD	4:D:900:HOH:O	1.96	1.21
1:H:119:MET:SD	1:H:122:ARG:NH1	2.15	1.19
1:B:222:ILE:HG13	4:B:977:HOH:O	1.43	1.18
1:D:206:MET:SD	4:D:902:HOH:O	2.05	1.15
1:B:221:MET:SD	4:B:966:HOH:O	2.05	1.15
1:H:406:LEU:HG	4:H:835:HOH:O	0.99	1.15
1:G:221:MET:SD	4:G:883:HOH:O	2.05	1.14
1:F:250:ARG:HH11	1:F:250:ARG:HG3	1.14	1.09
1:F:206:MET:SD	4:F:854:HOH:O	2.10	1.06
1:A:221:MET:SD	4:A:916:HOH:O	2.12	1.06
1:H:295:LYS:HE2	1:H:385:GLU:HG3	1.37	1.02
1:H:62:PRO:HB3	1:H:206:MET:HE2	1.42	1.02
1:D:216:ASP:OD2	4:D:645:HOH:O	1.74	1.02
1:A:348:ARG:NH1	1:A:380:ASP:OD2	1.94	1.01
1:A:250:ARG:HH11	1:A:250:ARG:HG3	1.25	1.01
1:C:250:ARG:HH11	1:C:250:ARG:HG3	1.23	1.00
1:C:12:HIS:N	4:C:947:HOH:O	1.95	1.00
1:G:206:MET:SD	4:G:889:HOH:O	2.18	1.00
1:C:174:THR:HG23	4:C:959:HOH:O	1.62	0.99
1:G:85:GLU:OE1	4:G:848:HOH:O	1.81	0.99
1:H:210:VAL:HG21	1:H:221:MET:HE1	1.44	0.98
1:H:206:MET:SD	4:H:954:HOH:O	2.19	0.98
4:A:764:HOH:O	1:D:421:ASN:HB3	1.64	0.96
1:F:350:ALA:HB2	1:F:356:ILE:HD11	1.48	0.95
1:A:85:GLU:OE1	1:A:326:ARG:NH2	1.99	0.95
1:E:85:GLU:OE1	1:E:326:ARG:NH1	2.00	0.95
1:E:319:ARG:NE	4:E:893:HOH:O	2.00	0.94
1:F:344:GLU:OE1	4:F:782:HOH:O	1.83	0.94
1:H:27:ARG:HE	1:H:41:THR:CG2	1.80	0.94
1:G:216:ASP:OD2	4:G:675:HOH:O	1.84	0.94
1:A:85:GLU:OE2	4:A:767:HOH:O	1.85	0.94
1:H:221:MET:SD	4:H:767:HOH:O	2.26	0.92
1:D:434:LYS:NZ	4:D:906:HOH:O	2.02	0.92
1:F:319:ARG:HH21	1:F:327:SER:HB2	1.35	0.92
1:F:344:GLU:OE2	1:F:348:ARG:NH2	2.01	0.92
1:G:243:ALA:HB3	4:G:858:HOH:O	1.68	0.92
1:D:424:ARG:NH1	4:D:905:HOH:O	2.01	0.91
1:D:345:ARG:NH1	1:D:348:ARG:HH12	1.67	0.91
1:E:163:MET:SD	4:E:764:HOH:O	2.29	0.91

*Continued on next page...*

*Continued from previous page...*

Atom-1	Atom-2	Distance(Å)	Clash(Å)
1:G:210:VAL:HG21	1:G:221:MET:HE1	1.53	0.90
1:B:27:ARG:HE	1:B:41:THR:HG23	1.36	0.90
1:G:250:ARG:HG3	1:G:250:ARG:HH11	1.37	0.89
1:C:122:ARG:HG2	1:D:122:ARG:NH2	1.87	0.89
1:E:27:ARG:NH2	4:E:881:HOH:O	2.04	0.89
1:C:345:ARG:NH1	1:C:384:GLU:OE2	2.05	0.88
1:B:27:ARG:HH21	1:B:41:THR:HG22	1.36	0.88
1:F:27:ARG:HE	1:F:41:THR:HG23	1.39	0.88
1:A:210:VAL:HG21	1:A:221:MET:CE	2.03	0.87
1:A:385:GLU:HB3	4:A:807:HOH:O	1.73	0.87
1:F:216:ASP:HB3	4:F:842:HOH:O	1.72	0.87
1:D:156:PRO:HD2	1:D:163:MET:HG2	1.55	0.87
1:E:62:PRO:HB3	1:E:206:MET:HE2	1.57	0.87
1:G:222:ILE:HD12	1:G:223:THR:HG23	1.55	0.86
1:F:181:LYS:HB2	1:F:221:MET:HE2	1.58	0.85
4:C:917:HOH:O	1:E:421:ASN:HB3	1.75	0.85
1:A:210:VAL:HG21	1:A:221:MET:HE1	1.57	0.85
1:B:27:ARG:HE	1:B:41:THR:CG2	1.90	0.85
1:A:345:ARG:NE	1:A:384:GLU:OE1	2.09	0.85
1:G:421:ASN:HB3	4:G:882:HOH:O	1.76	0.84
1:B:216:ASP:OD1	4:B:948:HOH:O	1.93	0.84
1:G:159:HIS:HB2	1:G:163:MET:HG2	1.60	0.83
1:H:311:VAL:HA	4:H:964:HOH:O	1.77	0.83
1:A:119:MET:HE3	1:E:121:ILE:HD11	1.59	0.83
1:H:276:ALA:HB1	4:H:964:HOH:O	1.78	0.83
1:C:174:THR:CG2	4:C:959:HOH:O	2.20	0.82
1:F:181:LYS:HB2	1:F:221:MET:CE	2.08	0.82
1:H:334:ILE:HD12	4:H:967:HOH:O	1.78	0.82
1:H:85:GLU:OE1	4:H:708:HOH:O	1.96	0.82
1:G:181:LYS:HB2	1:G:221:MET:CE	2.10	0.82
1:G:181:LYS:HB2	1:G:221:MET:HE2	1.62	0.81
1:H:103:LEU:HD11	4:H:708:HOH:O	1.79	0.81
1:G:27:ARG:HD3	4:G:693:HOH:O	1.81	0.81
1:E:67:TYR:CE1	1:E:71:LYS:HE3	2.15	0.81
1:G:345:ARG:NE	1:G:384:GLU:OE1	2.15	0.80
1:C:27:ARG:HE	1:C:41:THR:CG2	1.94	0.80
1:B:122:ARG:NH1	4:B:982:HOH:O	2.14	0.79
1:H:210:VAL:HG21	1:H:221:MET:CE	2.12	0.79
1:F:319:ARG:HD2	4:F:778:HOH:O	1.83	0.79
1:B:210:VAL:HG21	1:B:221:MET:HE1	1.64	0.78
1:F:210:VAL:CG2	1:F:221:MET:HE1	2.12	0.78
1:B:447:ARG:NH1	4:B:972:HOH:O	1.82	0.78

*Continued on next page...*

*Continued from previous page...*

Atom-1	Atom-2	Distance(Å)	Clash(Å)
4:A:678:HOH:O	1:F:247:HIS:HB2	1.83	0.78
1:F:319:ARG:NH2	1:F:327:SER:HB2	1.97	0.78
1:D:385:GLU:O	4:D:894:HOH:O	2.01	0.77
1:G:341:LEU:HD21	1:G:345:ARG:HH22	1.50	0.77
1:G:210:VAL:CG2	1:G:221:MET:HE1	2.15	0.77
1:A:345:ARG:NH1	4:A:785:HOH:O	2.17	0.76
1:A:122:ARG:HB2	1:E:122:ARG:NH2	2.01	0.76
1:C:250:ARG:HD2	4:C:646:HOH:O	1.85	0.76
1:D:12:HIS:N	4:D:901:HOH:O	2.19	0.76
1:E:250:ARG:HH11	1:E:250:ARG:HG3	1.51	0.76
1:F:250:ARG:HG3	1:F:250:ARG:NH1	1.94	0.76
1:D:400:ASP:OD2	1:D:425:ARG:HD3	1.86	0.75
1:D:210:VAL:HG21	1:D:221:MET:HE1	1.69	0.75
1:C:23:ASP:OD1	1:C:27:ARG:NH1	2.20	0.75
1:C:471:MET:HE3	4:C:959:HOH:O	1.85	0.75
1:F:159:HIS:HB2	1:F:163:MET:HG2	1.67	0.75
1:D:254:GLU:OE1	4:D:891:HOH:O	2.06	0.74
1:H:334:ILE:HA	4:H:967:HOH:O	1.87	0.73
1:F:210:VAL:HG21	1:F:221:MET:HE1	1.68	0.73
1:A:50:ALA:HB2	1:A:221:MET:HE2	1.69	0.73
1:D:103:LEU:HD11	4:D:612:HOH:O	1.88	0.73
1:D:23:ASP:OD1	1:D:27:ARG:NH1	2.21	0.73
1:G:85:GLU:OE2	1:G:326:ARG:NH2	2.21	0.73
1:D:163:MET:HE3	4:D:909:HOH:O	1.87	0.73
1:D:85:GLU:OE1	4:D:612:HOH:O	2.07	0.73
1:B:27:ARG:HH21	1:B:41:THR:CG2	2.02	0.72
1:G:355:ASP:HB2	4:G:899:HOH:O	1.89	0.72
1:D:465:GLU:HG2	4:D:660:HOH:O	1.89	0.72
1:F:27:ARG:HH21	1:F:41:THR:CG2	2.02	0.72
1:E:319:ARG:CZ	4:E:893:HOH:O	2.35	0.72
1:A:119:MET:HE3	1:E:121:ILE:CD1	2.19	0.72
1:D:285:LYS:HE2	4:D:678:HOH:O	1.89	0.72
1:C:384:GLU:HB2	4:C:841:HOH:O	1.89	0.71
1:G:71:LYS:HD2	4:G:805:HOH:O	1.89	0.71
1:G:384:GLU:HG2	1:G:385:GLU:N	2.04	0.71
1:F:373:ASP:OD1	1:F:374:ARG:N	2.22	0.71
1:A:319:ARG:CZ	1:A:319:ARG:HB3	2.20	0.71
1:F:27:ARG:NE	1:F:41:THR:HG23	2.04	0.71
1:A:119:MET:CE	1:E:121:ILE:HD11	2.21	0.71
1:G:295:LYS:HE2	1:G:385:GLU:HG3	1.72	0.71
1:A:62:PRO:HB3	1:A:206:MET:HE2	1.72	0.71
1:A:484:TRP:HA	1:E:427:GLN:OE1	1.90	0.71

*Continued on next page...*



*Continued from previous page...*

Atom-1	Atom-2	Distance(Å)	Clash(Å)
1:H:247:HIS:HB3	4:H:947:HOH:O	1.90	0.71
1:F:254:GLU:CG	1:F:465:GLU:OE2	2.26	0.71
1:A:27:ARG:HH21	1:A:41:THR:C	1.95	0.70
1:B:447:ARG:HD3	4:B:604:HOH:O	1.91	0.70
1:A:12:HIS:CD2	1:A:12:HIS:C	2.64	0.70
1:F:280:VAL:O	1:F:284:THR:HB	1.90	0.70
1:C:159:HIS:HB2	1:C:163:MET:HG2	1.73	0.70
1:G:210:VAL:CG2	1:G:221:MET:CE	2.70	0.70
1:B:12:HIS:CD2	1:B:41:THR:HB	2.27	0.70
1:G:12:HIS:HA	1:G:27:ARG:NH2	2.07	0.69
1:C:345:ARG:NH2	1:C:384:GLU:OE1	2.24	0.69
1:G:250:ARG:HG3	1:G:250:ARG:NH1	2.06	0.69
1:H:13:GLU:O	1:H:43:PRO:HD3	1.92	0.69
1:G:27:ARG:NE	1:G:41:THR:HG23	2.06	0.69
1:H:341:LEU:HD12	1:H:341:LEU:O	1.92	0.69
1:C:27:ARG:HB3	1:C:41:THR:HG23	1.74	0.68
1:D:46:ARG:NH1	4:D:884:HOH:O	2.20	0.68
1:G:222:ILE:CD1	1:G:223:THR:HG23	2.23	0.68
1:H:348:ARG:HH12	1:H:380:ASP:HB2	1.58	0.68
1:B:400:ASP:OD2	1:B:425:ARG:HD3	1.93	0.68
1:F:350:ALA:HB2	1:F:356:ILE:CD1	2.23	0.68
1:C:345:ARG:CZ	1:C:384:GLU:OE2	2.41	0.68
1:A:216:ASP:HB2	4:A:669:HOH:O	1.94	0.68
1:F:60:TYR:HE2	1:F:206:MET:HE2	1.59	0.68
1:H:341:LEU:O	1:H:344:GLU:HB2	1.93	0.68
1:C:20:ARG:HD3	4:C:840:HOH:O	1.94	0.67
1:H:27:ARG:HE	1:H:41:THR:HG23	1.55	0.67
1:H:163:MET:HE3	1:H:163:MET:HA	1.77	0.67
1:B:137:LYS:HD2	1:F:446:TYR:CE1	2.30	0.67
1:D:85:GLU:OE1	1:D:326:ARG:NH2	2.27	0.66
1:F:188:MET:HE3	4:F:710:HOH:O	1.95	0.66
1:G:85:GLU:CD	1:G:326:ARG:HH22	1.99	0.66
1:F:210:VAL:CG2	1:F:221:MET:CE	2.73	0.66
1:G:341:LEU:HD21	1:G:345:ARG:NH2	2.10	0.66
1:C:62:PRO:HB3	1:C:206:MET:HE2	1.77	0.66
1:G:400:ASP:OD2	1:G:425:ARG:CD	2.44	0.66
1:D:60:TYR:HE2	1:D:206:MET:HE2	1.61	0.66
1:E:24:THR:HG23	1:E:26:ASP:O	1.96	0.66
1:D:345:ARG:NE	1:D:384:GLU:OE1	2.29	0.66
1:F:12:HIS:HA	1:F:41:THR:HG22	1.78	0.65
1:B:159:HIS:HB2	1:B:163:MET:HG2	1.78	0.65
1:D:400:ASP:OD2	1:D:425:ARG:CD	2.44	0.65

*Continued on next page...*

*Continued from previous page...*

Atom-1	Atom-2	Distance(Å)	Clash(Å)
1:F:27:ARG:HH21	1:F:41:THR:HG23	1.59	0.65
1:G:345:ARG:CZ	1:G:384:GLU:OE1	2.44	0.65
1:C:27:ARG:HE	1:C:41:THR:HG22	1.61	0.65
1:C:71:LYS:HE3	4:C:832:HOH:O	1.95	0.65
1:H:400:ASP:OD2	1:H:425:ARG:CD	2.44	0.65
1:A:250:ARG:HG3	1:A:250:ARG:NH1	1.97	0.65
1:G:12:HIS:N	1:G:41:THR:HG22	2.11	0.65
1:H:140:LYS:HE3	4:H:976:HOH:O	1.96	0.65
1:F:345:ARG:NH1	1:F:348:ARG:HH12	1.95	0.64
1:C:447:ARG:HD3	4:C:606:HOH:O	1.96	0.64
1:G:240:LYS:HA	4:G:858:HOH:O	1.97	0.64
1:E:62:PRO:CB	1:E:206:MET:HE2	2.26	0.64
1:D:181:LYS:HB2	1:D:221:MET:HE3	1.79	0.64
1:H:296:ARG:HD2	1:H:377:HIS:HE1	1.62	0.64
1:D:377:HIS:HB2	4:D:667:HOH:O	1.97	0.64
1:F:383:LEU:O	4:F:862:HOH:O	2.14	0.64
1:A:348:ARG:HD3	4:A:785:HOH:O	1.97	0.64
1:E:159:HIS:HB2	1:E:163:MET:HG2	1.79	0.63
1:F:27:ARG:HE	1:F:41:THR:CG2	2.10	0.63
1:H:296:ARG:HG2	1:H:382:VAL:HG13	1.79	0.63
1:A:46:ARG:NH1	4:A:864:HOH:O	2.24	0.63
1:A:210:VAL:HG21	1:A:221:MET:HE3	1.78	0.63
1:A:92:THR:HG1	1:A:102:SER:HG	1.41	0.63
1:G:303:VAL:HG12	1:G:306:ARG:NH2	2.14	0.63
1:F:250:ARG:HH11	1:F:250:ARG:CG	2.02	0.63
1:G:269:ASP:OD1	1:G:306:ARG:HD2	1.99	0.63
1:B:27:ARG:NH2	1:B:41:THR:HG22	2.13	0.63
1:H:95:LEU:O	4:H:967:HOH:O	2.15	0.63
1:H:12:HIS:N	4:H:955:HOH:O	2.32	0.62
1:H:348:ARG:NH1	1:H:380:ASP:OD2	2.33	0.62
1:C:250:ARG:NH1	1:C:250:ARG:HG3	2.03	0.62
1:G:400:ASP:OD2	1:G:425:ARG:HD3	1.99	0.62
1:H:400:ASP:OD2	1:H:425:ARG:HD3	1.98	0.62
1:D:348:ARG:HD2	4:D:652:HOH:O	1.97	0.62
1:A:62:PRO:HB3	1:A:206:MET:CE	2.29	0.62
1:C:394:VAL:HG13	4:C:967:HOH:O	2.00	0.62
1:F:62:PRO:HB3	1:F:206:MET:HE2	1.82	0.62
1:E:50:ALA:HB2	1:E:221:MET:HE2	1.82	0.61
1:E:210:VAL:HG21	1:E:221:MET:CE	2.29	0.61
1:F:12:HIS:HD1	1:F:12:HIS:C	2.04	0.61
1:F:250:ARG:NE	4:F:701:HOH:O	2.33	0.61
1:F:355:ASP:OD2	1:F:357:LEU:HD21	2.00	0.61

*Continued on next page...*

*Continued from previous page...*

Atom-1	Atom-2	Distance(Å)	Clash(Å)
1:B:12:HIS:HD2	1:B:41:THR:HB	1.64	0.61
1:A:484:TRP:C	4:A:898:HOH:O	2.39	0.61
1:E:210:VAL:HG21	1:E:221:MET:HE3	1.81	0.61
1:H:250:ARG:HH11	1:H:250:ARG:HG3	1.65	0.61
1:G:86:GLU:OE1	4:G:724:HOH:O	2.16	0.61
1:F:12:HIS:CE1	1:F:23:ASP:OD2	2.53	0.61
1:B:20:ARG:HD3	4:B:912:HOH:O	2.01	0.61
1:D:13:GLU:O	1:D:43:PRO:HD3	2.01	0.61
1:E:163:MET:HE2	4:E:877:HOH:O	2.01	0.61
1:H:373:ASP:OD1	1:H:374:ARG:N	2.33	0.61
1:D:295:LYS:HE2	1:D:385:GLU:HG3	1.83	0.60
1:A:303:VAL:HG12	1:A:306:ARG:NH2	2.15	0.60
1:C:471:MET:CE	4:C:959:HOH:O	2.47	0.60
1:A:122:ARG:NH1	4:A:927:HOH:O	2.34	0.60
1:C:269:ASP:OD1	1:C:306:ARG:NH1	2.30	0.60
1:E:62:PRO:HB3	1:E:206:MET:CE	2.30	0.60
1:A:61:GLN:O	1:A:63:LYS:HD3	2.02	0.60
1:F:27:ARG:NH2	1:F:41:THR:HG23	2.17	0.60
1:E:250:ARG:HG3	1:E:250:ARG:NH1	2.12	0.60
1:C:27:ARG:HH21	1:C:41:THR:HG22	1.67	0.60
1:A:250:ARG:HH11	1:A:250:ARG:CG	2.09	0.59
1:C:125:GLY:HA2	1:C:143:THR:HG22	1.84	0.59
1:B:400:ASP:OD2	1:B:425:ARG:CD	2.51	0.59
1:G:345:ARG:CZ	1:G:384:GLU:OE2	2.50	0.59
1:B:62:PRO:HB3	1:B:206:MET:HE2	1.84	0.59
1:C:119:MET:HE3	1:D:121:ILE:HD11	1.84	0.59
1:G:219:MET:SD	1:G:222:ILE:HD11	2.42	0.59
1:D:12:HIS:HB3	4:D:893:HOH:O	2.02	0.59
1:E:447:ARG:HD3	4:E:623:HOH:O	2.02	0.59
1:B:12:HIS:HD2	1:B:41:THR:CG2	2.15	0.59
1:C:384:GLU:HG2	1:C:385:GLU:N	2.16	0.59
1:C:13:GLU:O	1:C:43:PRO:HD3	2.03	0.59
1:A:188:MET:HE3	4:A:782:HOH:O	2.01	0.59
1:G:181:LYS:HB2	1:G:221:MET:HE3	1.85	0.59
1:G:85:GLU:CD	1:G:326:ARG:NH2	2.55	0.59
1:D:156:PRO:CD	1:D:163:MET:HG2	2.31	0.59
1:F:384:GLU:HG2	1:F:385:GLU:N	2.18	0.58
1:C:119:MET:HE1	1:D:122:ARG:HD3	1.84	0.58
4:G:897:HOH:O	1:H:461:ASN:HB2	2.02	0.58
1:B:46:ARG:NH1	4:B:811:HOH:O	2.28	0.58
1:A:295:LYS:HE2	1:A:385:GLU:HG3	1.83	0.58
1:E:163:MET:CE	4:E:877:HOH:O	2.50	0.58

*Continued on next page...*

*Continued from previous page...*

Atom-1	Atom-2	Distance(Å)	Clash(Å)
1:A:74:LEU:O	1:A:78:GLU:HG2	2.03	0.58
1:E:281:ALA:O	1:E:285:LYS:HG2	2.03	0.58
1:H:163:MET:HE1	4:H:821:HOH:O	2.03	0.58
1:H:12:HIS:HD2	1:H:41:THR:CG2	2.16	0.58
1:B:27:ARG:NE	1:B:41:THR:HG23	2.14	0.58
1:B:312:LEU:HG	1:B:316:LYS:HE3	1.86	0.58
1:F:60:TYR:HE2	1:F:206:MET:CE	2.16	0.58
1:A:21:LEU:HB2	1:F:247:HIS:HE1	1.69	0.58
1:C:156:PRO:HB3	2:C:501:NAD:O5D	2.04	0.58
1:A:384:GLU:HG2	1:A:385:GLU:N	2.18	0.57
1:F:319:ARG:HH11	1:F:319:ARG:HG2	1.68	0.57
1:E:71:LYS:NZ	4:E:672:HOH:O	2.29	0.57
1:D:222:ILE:CD1	4:D:903:HOH:O	2.51	0.57
1:C:484:TRP:C	4:C:956:HOH:O	2.43	0.57
1:C:377:HIS:N	4:C:967:HOH:O	2.37	0.57
1:B:141:ILE:CD1	1:B:481:SER:HB3	2.34	0.57
1:A:269:ASP:OD1	1:A:306:ARG:HD2	2.04	0.57
1:E:377:HIS:CG	1:E:406:LEU:HD11	2.38	0.57
1:A:27:ARG:HG3	4:A:699:HOH:O	2.04	0.57
1:C:210:VAL:HG21	1:C:221:MET:CE	2.33	0.57
1:G:12:HIS:NE2	4:G:884:HOH:O	2.33	0.57
1:F:348:ARG:HD2	4:F:866:HOH:O	2.03	0.57
1:H:383:LEU:O	1:H:383:LEU:HG	2.05	0.57
1:D:345:ARG:HH12	1:D:348:ARG:HH12	1.50	0.56
1:E:195:ASP:O	1:E:199:GLU:HG3	2.04	0.56
1:D:62:PRO:HB3	1:D:206:MET:HE2	1.87	0.56
1:H:424:ARG:NH1	4:H:849:HOH:O	2.23	0.56
1:B:210:VAL:HG21	1:B:221:MET:CE	2.35	0.56
1:F:12:HIS:CG	1:F:27:ARG:NH2	2.74	0.56
1:G:400:ASP:OD2	1:G:425:ARG:HD2	2.05	0.56
1:E:48:GLU:OE2	1:E:48:GLU:N	2.39	0.56
1:B:447:ARG:NH2	4:B:972:HOH:O	2.39	0.56
1:C:303:VAL:HG12	1:C:306:ARG:NH2	2.21	0.56
1:E:50:ALA:CB	1:E:221:MET:HE2	2.36	0.56
1:H:421:ASN:HB3	4:H:963:HOH:O	2.05	0.56
1:E:400:ASP:OD2	1:E:425:ARG:CD	2.53	0.56
1:H:62:PRO:CB	1:H:206:MET:HE2	2.27	0.56
1:H:339:ALA:HB1	1:H:367:LEU:HD11	1.88	0.56
1:D:380:ASP:OD2	4:D:652:HOH:O	2.18	0.56
1:D:210:VAL:HG21	1:D:221:MET:CE	2.36	0.56
1:F:345:ARG:NH1	4:F:743:HOH:O	2.39	0.55
1:F:12:HIS:ND1	1:F:12:HIS:C	2.59	0.55

*Continued on next page...*

*Continued from previous page...*

Atom-1	Atom-2	Distance(Å)	Clash(Å)
1:G:295:LYS:CE	1:G:385:GLU:HG3	2.37	0.55
1:A:62:PRO:CB	1:A:206:MET:HE2	2.35	0.55
1:B:250:ARG:HG3	1:B:250:ARG:HH11	1.71	0.55
1:D:326:ARG:NH2	4:D:612:HOH:O	2.28	0.55
1:C:375:VAL:O	4:C:967:HOH:O	2.18	0.55
1:H:339:ALA:HB1	1:H:367:LEU:CD1	2.37	0.55
1:F:390:ILE:O	1:F:392:PRO:HD3	2.07	0.55
1:F:62:PRO:HB3	1:F:206:MET:CE	2.37	0.55
1:E:250:ARG:HD2	4:E:691:HOH:O	2.06	0.55
1:F:367:LEU:HD12	1:F:368:PRO:HD2	1.89	0.55
1:G:447:ARG:HD3	4:G:606:HOH:O	2.06	0.55
1:B:27:ARG:NE	1:B:41:THR:CG2	2.65	0.54
1:B:250:ARG:NE	4:B:967:HOH:O	2.38	0.54
1:B:50:ALA:HB2	1:B:221:MET:CE	2.37	0.54
1:G:250:ARG:NH1	1:H:462:GLY:HA3	2.22	0.54
1:F:181:LYS:HB2	1:F:221:MET:HE3	1.88	0.54
1:H:348:ARG:HH12	1:H:380:ASP:CB	2.19	0.54
1:C:421:ASN:HB3	4:E:763:HOH:O	2.06	0.54
1:G:85:GLU:OE2	1:G:99:LYS:NZ	2.19	0.54
1:A:88:SER:HB2	1:A:102:SER:CB	2.38	0.54
1:C:126:GLU:H	1:C:143:THR:HG22	1.72	0.54
1:F:12:HIS:HE1	1:F:23:ASP:OD2	1.91	0.54
1:D:27:ARG:NH2	4:D:893:HOH:O	2.40	0.54
1:B:62:PRO:CB	1:B:206:MET:HE2	2.37	0.54
1:F:400:ASP:OD2	1:F:425:ARG:CD	2.56	0.54
1:A:21:LEU:H	1:F:247:HIS:CE1	2.25	0.54
1:A:159:HIS:HB2	1:A:163:MET:HG2	1.88	0.54
1:G:236:VAL:HB	1:G:237:PRO:HD3	1.90	0.54
1:D:384:GLU:HG2	1:D:385:GLU:N	2.23	0.54
1:C:122:ARG:NE	4:C:692:HOH:O	2.41	0.54
1:H:99:LYS:HE3	4:H:708:HOH:O	2.07	0.54
1:B:319:ARG:HD3	4:B:746:HOH:O	2.08	0.54
1:H:326:ARG:NH1	4:H:708:HOH:O	2.34	0.54
1:D:312:LEU:HG	1:D:316:LYS:HE2	1.90	0.54
1:G:62:PRO:HB3	1:G:206:MET:CE	2.38	0.53
1:A:85:GLU:CD	1:A:326:ARG:HH22	2.08	0.53
1:A:12:HIS:HD2	1:A:12:HIS:C	2.10	0.53
1:C:250:ARG:HH11	1:C:250:ARG:CG	2.07	0.53
1:F:348:ARG:NH1	1:F:380:ASP:OD2	2.42	0.53
1:H:296:ARG:CD	1:H:377:HIS:HE1	2.21	0.53
2:G:501:NAD:H8A	4:G:722:HOH:O	2.07	0.53
1:C:400:ASP:OD2	1:C:425:ARG:CD	2.56	0.53

*Continued on next page...*

*Continued from previous page...*

Atom-1	Atom-2	Distance(Å)	Clash(Å)
1:F:279:ALA:HB1	1:F:297:ILE:HD13	1.89	0.53
1:E:210:VAL:CG2	1:E:221:MET:HE3	2.38	0.53
1:C:400:ASP:OD2	1:C:425:ARG:HD2	2.09	0.53
1:A:236:VAL:HB	1:A:237:PRO:HD3	1.89	0.53
1:B:12:HIS:HD2	1:B:41:THR:CB	2.20	0.53
1:B:158:ASN:ND2	4:B:831:HOH:O	2.19	0.53
1:B:254:GLU:OE2	1:B:255:LEU:O	2.27	0.53
1:G:367:LEU:HD12	1:G:368:PRO:HD2	1.91	0.53
1:D:60:TYR:HE2	1:D:206:MET:CE	2.21	0.53
1:H:400:ASP:OD2	1:H:425:ARG:HD2	2.09	0.53
1:G:247:HIS:CE1	1:H:247:HIS:HE1	2.27	0.53
1:A:345:ARG:HD3	1:A:380:ASP:HB3	1.91	0.53
1:E:48:GLU:H	1:E:48:GLU:CD	2.12	0.53
1:H:222:ILE:HG23	1:H:246:ALA:HB2	1.91	0.53
1:H:319:ARG:HH21	1:H:327:SER:HB3	1.74	0.53
1:G:60:TYR:HE2	1:G:206:MET:HE2	1.73	0.52
1:G:345:ARG:CZ	1:G:384:GLU:CD	2.77	0.52
1:E:20:ARG:HD3	4:E:821:HOH:O	2.08	0.52
1:A:27:ARG:NH2	1:A:41:THR:O	2.43	0.52
1:G:254:GLU:HG3	1:G:465:GLU:OE1	2.09	0.52
1:B:85:GLU:HG2	4:B:747:HOH:O	2.09	0.52
1:H:210:VAL:CG2	1:H:221:MET:CE	2.85	0.52
1:H:50:ALA:HB2	1:H:221:MET:HE2	1.91	0.52
1:H:27:ARG:HB3	1:H:41:THR:HG23	1.90	0.52
1:F:281:ALA:O	1:F:285:LYS:HG2	2.08	0.52
1:A:254:GLU:HB2	1:A:465:GLU:OE2	2.10	0.52
1:A:60:TYR:HE2	1:A:206:MET:HE2	1.75	0.52
1:H:163:MET:CE	1:H:163:MET:HA	2.39	0.52
1:C:210:VAL:HG21	1:C:221:MET:HE1	1.92	0.52
1:E:12:HIS:HB3	4:E:881:HOH:O	2.10	0.52
1:C:84:LYS:HE2	4:C:826:HOH:O	2.08	0.52
1:G:254:GLU:HB3	4:G:906:HOH:O	2.10	0.51
1:D:210:VAL:CG2	1:D:221:MET:CE	2.88	0.51
1:E:24:THR:HG21	1:E:44:ALA:H	1.75	0.51
1:A:30:VAL:HG11	1:A:188:MET:HE2	1.90	0.51
1:D:263:ILE:HD11	1:D:297:ILE:HG23	1.91	0.51
1:F:345:ARG:NE	1:F:384:GLU:OE1	2.43	0.51
1:H:27:ARG:HE	1:H:41:THR:HG21	1.66	0.51
1:H:19:GLY:HA2	1:H:198:TYR:CE2	2.45	0.51
4:G:858:HOH:O	1:H:248:TYR:CE1	2.54	0.51
1:G:250:ARG:HD2	4:G:663:HOH:O	2.10	0.51
1:H:296:ARG:HH11	1:H:377:HIS:CE1	2.28	0.51

*Continued on next page...*

*Continued from previous page...*

Atom-1	Atom-2	Distance(Å)	Clash(Å)
1:F:381:LEU:HD11	1:F:390:ILE:HG21	1.93	0.51
1:F:308:VAL:HB	1:F:309:PRO:HD3	1.92	0.51
1:A:50:ALA:CB	1:A:221:MET:HE2	2.39	0.51
1:C:126:GLU:H	1:C:143:THR:CG2	2.23	0.51
1:C:341:LEU:HD21	1:C:345:ARG:NH2	2.26	0.51
1:C:203:PRO:HG2	1:C:206:MET:CE	2.41	0.51
1:H:250:ARG:NH1	1:H:250:ARG:HG3	2.25	0.51
1:F:27:ARG:CZ	1:F:41:THR:HG23	2.41	0.51
1:E:400:ASP:OD2	1:E:425:ARG:HD3	2.11	0.51
1:H:62:PRO:HB3	1:H:206:MET:CE	2.29	0.50
1:G:62:PRO:HB3	1:G:206:MET:HE2	1.92	0.50
1:G:378:GLN:HA	1:G:383:LEU:HD22	1.93	0.50
1:D:427:GLN:HG2	4:D:624:HOH:O	2.11	0.50
1:E:85:GLU:CD	1:E:326:ARG:HH12	2.06	0.50
1:B:27:ARG:NH2	1:B:41:THR:CG2	2.73	0.50
1:C:122:ARG:CG	1:D:122:ARG:NH2	2.68	0.50
1:H:133:THR:HB	1:H:134:PRO:HD2	1.93	0.50
1:G:163:MET:HE2	3:G:502:POA:H11	1.93	0.50
1:E:400:ASP:OD2	1:E:425:ARG:HD2	2.12	0.50
1:B:16:ARG:NH2	1:B:195:ASP:OD2	2.38	0.50
1:F:347:MET:O	1:F:350:ALA:HB3	2.12	0.50
1:H:250:ARG:HD2	4:H:779:HOH:O	2.11	0.50
1:A:210:VAL:CG2	1:A:221:MET:HE3	2.41	0.50
1:H:32:TYR:OH	1:H:323:PRO:HG2	2.12	0.50
1:A:447:ARG:HD3	4:A:618:HOH:O	2.11	0.50
1:C:396:VAL:HG12	1:C:406:LEU:HD23	1.94	0.50
1:G:348:ARG:HG3	4:G:763:HOH:O	2.12	0.50
1:G:384:GLU:HG3	4:G:900:HOH:O	2.11	0.50
1:F:348:ARG:NH2	4:F:743:HOH:O	2.29	0.50
1:E:427:GLN:HG2	4:E:616:HOH:O	2.12	0.50
1:H:133:THR:HB	1:H:134:PRO:CD	2.42	0.50
1:H:67:TYR:CZ	1:H:71:LYS:HD3	2.47	0.50
1:F:125:GLY:HA2	1:F:143:THR:HG22	1.94	0.50
1:C:85:GLU:OE2	1:C:326:ARG:NH2	2.39	0.49
1:F:203:PRO:HG2	1:F:206:MET:HE3	1.94	0.49
1:C:384:GLU:HG2	4:C:750:HOH:O	2.12	0.49
1:G:27:ARG:HE	1:G:41:THR:CG2	2.25	0.49
1:D:62:PRO:HB3	1:D:206:MET:CE	2.43	0.49
1:B:50:ALA:HB2	1:B:221:MET:HE2	1.92	0.49
1:G:203:PRO:HG2	1:G:206:MET:HE3	1.94	0.49
1:D:85:GLU:CD	4:D:612:HOH:O	2.48	0.49
1:E:13:GLU:O	1:E:43:PRO:HD3	2.12	0.49

*Continued on next page...*



*Continued from previous page...*

Atom-1	Atom-2	Distance(Å)	Clash(Å)
1:A:88:SER:HB2	1:A:102:SER:HB3	1.95	0.49
1:H:335:HIS:CE1	1:H:338:ALA:H	2.30	0.49
1:A:373:ASP:OD1	1:A:374:ARG:N	2.42	0.49
1:D:295:LYS:HE2	1:D:385:GLU:CG	2.43	0.49
1:H:27:ARG:HH21	1:H:41:THR:HG22	1.76	0.49
1:G:358:TYR:CE1	1:G:360:PRO:HG3	2.48	0.49
1:F:326:ARG:NH2	4:F:801:HOH:O	2.36	0.49
1:F:484:TRP:C	4:F:861:HOH:O	2.50	0.49
1:F:13:GLU:O	1:F:43:PRO:HD3	2.12	0.49
1:G:337:LYS:HG2	4:G:690:HOH:O	2.12	0.49
1:A:400:ASP:OD2	1:A:425:ARG:CD	2.61	0.49
1:G:24:THR:CG2	1:G:26:ASP:O	2.61	0.48
1:E:236:VAL:HB	1:E:237:PRO:HD3	1.95	0.48
1:G:12:HIS:HA	1:G:27:ARG:HH21	1.78	0.48
1:E:24:THR:HG21	1:E:44:ALA:N	2.28	0.48
1:F:400:ASP:OD2	1:F:425:ARG:HD3	2.12	0.48
1:H:319:ARG:HH21	1:H:327:SER:CB	2.26	0.48
1:C:344:GLU:HG3	1:C:348:ARG:NH1	2.28	0.48
1:H:46:ARG:HH11	1:H:46:ARG:HG3	1.78	0.48
1:H:358:TYR:CZ	1:H:360:PRO:HG3	2.49	0.48
1:D:345:ARG:NH1	1:D:348:ARG:NH1	2.49	0.48
1:G:27:ARG:NE	1:G:41:THR:CG2	2.75	0.48
1:B:271:ASP:OD2	1:B:421:ASN:ND2	2.41	0.48
1:D:263:ILE:N	1:D:263:ILE:HD12	2.28	0.48
1:D:217:ILE:HG12	1:D:221:MET:HE2	1.94	0.48
1:F:319:ARG:HH21	1:F:327:SER:CB	2.17	0.48
1:F:83:ARG:HD3	1:F:86:GLU:OE1	2.13	0.48
1:E:250:ARG:HH11	1:E:250:ARG:CG	2.24	0.48
1:C:163:MET:SD	1:C:233:THR:HG21	2.53	0.48
1:H:67:TYR:CE1	1:H:71:LYS:HD3	2.49	0.48
1:H:335:HIS:CE1	1:H:337:LYS:HB3	2.49	0.48
1:C:143:THR:HG23	4:C:823:HOH:O	2.14	0.48
1:C:50:ALA:HB2	1:C:221:MET:HE2	1.96	0.48
1:E:133:THR:HB	1:E:134:PRO:HD2	1.95	0.48
1:H:119:MET:HA	1:H:119:MET:CE	2.44	0.48
1:F:348:ARG:HD3	1:H:216:ASP:OD1	2.14	0.48
1:G:163:MET:CE	3:G:502:POA:H11	2.44	0.48
1:B:250:ARG:HG3	1:B:250:ARG:NH1	2.28	0.48
1:C:188:MET:HE3	4:C:805:HOH:O	2.14	0.48
1:D:210:VAL:CG2	1:D:221:MET:HE3	2.44	0.47
1:H:411:ALA:O	1:H:458:ASP:HB2	2.14	0.47
1:F:169:ALA:HB3	1:F:170:PRO:HD3	1.95	0.47

*Continued on next page...*



*Continued from previous page...*

Atom-1	Atom-2	Distance(Å)	Clash(Å)
1:F:312:LEU:HG	1:F:316:LYS:HE3	1.94	0.47
1:F:250:ARG:CG	1:F:250:ARG:NH1	2.71	0.47
1:G:484:TRP:C	4:G:896:HOH:O	2.53	0.47
1:B:378:GLN:HA	1:B:383:LEU:HD22	1.96	0.47
1:B:158:ASN:ND2	4:B:896:HOH:O	2.46	0.47
1:H:390:ILE:O	1:H:392:PRO:HD3	2.14	0.47
1:E:12:HIS:N	4:E:714:HOH:O	2.47	0.47
1:D:241:LEU:CD2	4:D:903:HOH:O	2.62	0.47
1:A:400:ASP:OD2	1:A:425:ARG:HD2	2.15	0.47
1:A:427:GLN:HG2	4:A:611:HOH:O	2.13	0.47
1:H:295:LYS:HE2	1:H:385:GLU:CG	2.27	0.47
1:A:203:PRO:HG2	1:A:206:MET:HE3	1.97	0.47
1:E:32:TYR:OH	1:E:323:PRO:HG2	2.14	0.47
1:H:203:PRO:HG2	1:H:206:MET:CE	2.45	0.47
1:H:210:VAL:CG2	1:H:221:MET:HE1	2.31	0.47
1:D:424:ARG:NH2	4:D:847:HOH:O	2.47	0.47
1:C:119:MET:HE3	1:D:121:ILE:CD1	2.45	0.47
1:D:241:LEU:HD23	4:D:903:HOH:O	2.14	0.47
1:F:400:ASP:OD2	1:F:425:ARG:HD2	2.14	0.47
1:G:484:TRP:C	4:G:740:HOH:O	2.52	0.47
1:G:308:VAL:HB	1:G:309:PRO:HD3	1.96	0.47
1:F:224:ASN:HB3	1:F:227:VAL:HG23	1.95	0.47
1:D:62:PRO:CB	1:D:206:MET:HE2	2.44	0.47
1:F:23:ASP:OD1	1:F:27:ARG:NH1	2.48	0.47
1:D:326:ARG:NH1	4:D:612:HOH:O	2.47	0.47
1:F:62:PRO:CB	1:F:206:MET:HE2	2.44	0.47
1:C:384:GLU:HG3	4:C:841:HOH:O	2.14	0.47
1:C:50:ALA:HB2	1:C:221:MET:CE	2.45	0.47
1:G:139:ARG:HB2	1:G:482:LEU:O	2.14	0.47
1:G:103:LEU:HD11	4:G:848:HOH:O	2.15	0.47
1:H:12:HIS:HD2	1:H:41:THR:HG21	1.79	0.47
1:D:159:HIS:HB2	1:D:163:MET:HE1	1.96	0.46
1:B:344:GLU:OE2	1:E:84:LYS:NZ	2.41	0.46
1:H:12:HIS:CD2	1:H:41:THR:HB	2.50	0.46
1:E:377:HIS:CD2	1:E:406:LEU:HD11	2.50	0.46
1:F:302:SER:OG	1:F:398:ASP:OD1	2.29	0.46
1:F:85:GLU:H	1:F:85:GLU:CD	2.19	0.46
1:B:12:HIS:HD2	1:B:41:THR:HG21	1.79	0.46
1:C:234:GLY:HA2	2:C:501:NAD:O5D	2.16	0.46
1:D:133:THR:HB	1:D:134:PRO:HD2	1.96	0.46
1:D:52:GLU:HG3	4:D:910:HOH:O	2.16	0.46
1:G:62:PRO:CB	1:G:206:MET:HE2	2.46	0.46

*Continued on next page...*

*Continued from previous page...*

Atom-1	Atom-2	Distance(Å)	Clash(Å)
1:A:50:ALA:HB2	1:A:221:MET:CE	2.42	0.46
1:D:380:ASP:O	1:D:384:GLU:HB3	2.16	0.46
1:C:447:ARG:CD	4:C:606:HOH:O	2.57	0.46
1:B:117:GLY:O	1:B:120:CYS:HB2	2.16	0.46
1:G:358:TYR:CZ	1:G:360:PRO:HG3	2.51	0.46
1:B:383:LEU:HD12	1:B:383:LEU:HA	1.49	0.46
1:E:140:LYS:HE3	4:E:719:HOH:O	2.15	0.46
1:F:27:ARG:HH21	1:F:41:THR:HG22	1.79	0.46
1:A:21:LEU:HB2	1:F:247:HIS:CE1	2.49	0.46
1:B:203:PRO:HG2	1:B:206:MET:HE3	1.98	0.46
1:F:144:MET:CE	1:F:478:LYS:HD2	2.45	0.46
1:F:343:GLU:OE1	1:F:362:ARG:HD3	2.15	0.46
1:G:167:LYS:HE3	1:G:231:THR:OG1	2.16	0.46
1:D:210:VAL:HG23	1:D:221:MET:HE3	1.98	0.46
1:G:462:GLY:HA3	1:H:250:ARG:NH1	2.31	0.46
1:F:302:SER:HG	1:F:398:ASP:CG	2.16	0.46
1:G:270:ASP:O	1:G:274:ARG:HG3	2.16	0.46
1:C:27:ARG:NH2	4:C:963:HOH:O	2.43	0.45
1:F:345:ARG:HH12	1:F:348:ARG:HH12	1.62	0.45
1:H:377:HIS:ND1	1:H:382:VAL:HG11	2.32	0.45
1:H:46:ARG:NH1	1:H:46:ARG:HG3	2.31	0.45
1:C:12:HIS:ND1	1:C:41:THR:HB	2.31	0.45
1:A:326:ARG:HG3	4:A:789:HOH:O	2.15	0.45
1:G:247:HIS:ND1	1:H:244:ALA:HA	2.31	0.45
1:B:141:ILE:HD13	1:B:481:SER:HB3	1.98	0.45
1:G:169:ALA:HB3	1:G:170:PRO:HD3	1.99	0.45
1:A:367:LEU:HD23	1:A:389:PRO:HD2	1.99	0.45
1:G:219:MET:HE2	1:G:219:MET:HA	1.99	0.45
1:H:15:MET:H	1:H:43:PRO:HG2	1.82	0.45
1:F:264:LEU:HD12	1:F:420:THR:HB	1.99	0.45
1:B:188:MET:HE1	4:B:707:HOH:O	2.16	0.45
1:A:88:SER:HB2	1:A:102:SER:HB2	1.98	0.45
1:C:216:ASP:OD2	4:C:661:HOH:O	2.21	0.45
1:G:70:GLN:CG	1:G:74:LEU:HD22	2.45	0.45
1:F:216:ASP:CB	4:F:842:HOH:O	2.49	0.45
1:H:348:ARG:HH12	1:H:380:ASP:CG	2.19	0.45
1:B:348:ARG:HG3	4:B:776:HOH:O	2.15	0.45
1:C:210:VAL:HG21	1:C:221:MET:HE3	1.97	0.45
1:F:84:LYS:HB2	1:F:106:VAL:HG11	1.98	0.45
1:E:24:THR:CG2	1:E:26:ASP:O	2.64	0.45
1:D:133:THR:HB	1:D:134:PRO:CD	2.47	0.45
1:A:183:THR:HG23	1:A:186:THR:H	1.82	0.45

*Continued on next page...*

*Continued from previous page...*

Atom-1	Atom-2	Distance(Å)	Clash(Å)
1:B:199:GLU:HG3	4:B:855:HOH:O	2.16	0.45
1:H:226:HIS:HE1	4:H:900:HOH:O	1.99	0.45
1:F:319:ARG:NH2	1:F:327:SER:CB	2.75	0.45
1:E:50:ALA:HB2	1:E:221:MET:CE	2.47	0.45
1:D:269:ASP:OD1	1:D:306:ARG:HD2	2.17	0.45
1:E:417:GLY:HA2	1:E:439:ASN:O	2.17	0.45
1:H:269:ASP:OD1	1:H:306:ARG:HD2	2.17	0.45
1:C:254:GLU:HG3	1:C:465:GLU:CD	2.38	0.45
1:F:203:PRO:HG2	1:F:206:MET:CE	2.47	0.45
1:H:314:ARG:HD2	4:H:964:HOH:O	2.17	0.44
1:G:24:THR:HG23	1:G:26:ASP:O	2.17	0.44
1:B:265:ASN:OD1	1:B:425:ARG:NH2	2.36	0.44
1:H:169:ALA:HB3	1:H:170:PRO:HD3	1.99	0.44
1:E:348:ARG:HA	1:E:348:ARG:HD3	1.76	0.44
1:D:158:ASN:OD1	1:D:289:GLN:O	2.35	0.44
1:B:141:ILE:HD13	1:B:481:SER:CB	2.46	0.44
1:E:269:ASP:OD1	1:E:306:ARG:HD2	2.17	0.44
1:G:246:ALA:O	1:G:247:HIS:C	2.55	0.44
1:A:464:LYS:HE2	4:A:684:HOH:O	2.17	0.44
1:D:373:ASP:OD1	1:D:374:ARG:N	2.51	0.44
1:D:390:ILE:O	1:D:392:PRO:HD3	2.17	0.44
1:B:383:LEU:HD11	4:B:975:HOH:O	2.17	0.44
1:H:179:VAL:HG22	1:H:208:SER:HB2	2.00	0.44
1:D:256:GLY:HA3	4:D:705:HOH:O	2.18	0.44
1:H:33:PRO:HG2	1:H:95:LEU:O	2.17	0.44
1:H:254:GLU:OE1	1:H:255:LEU:O	2.35	0.44
1:E:424:ARG:NH2	4:E:779:HOH:O	2.49	0.44
1:B:85:GLU:CD	1:B:85:GLU:H	2.20	0.44
1:E:247:HIS:HB3	1:E:248:TYR:H	1.23	0.44
1:F:250:ARG:NH1	4:F:764:HOH:O	2.51	0.43
1:G:295:LYS:HE2	1:G:385:GLU:CG	2.44	0.43
1:D:303:VAL:HG12	1:D:306:ARG:NH2	2.33	0.43
1:A:158:ASN:HD21	1:A:290:ARG:HA	1.82	0.43
1:C:250:ARG:CD	4:C:646:HOH:O	2.55	0.43
1:A:27:ARG:NH2	1:A:42:VAL:HA	2.33	0.43
1:H:67:TYR:O	1:H:71:LYS:HG2	2.18	0.43
1:A:346:VAL:HG12	1:A:347:MET:HE2	2.01	0.43
1:C:27:ARG:NE	1:C:41:THR:HG22	2.30	0.43
1:G:85:GLU:CD	4:G:848:HOH:O	2.44	0.43
1:C:265:ASN:OD1	1:C:425:ARG:NH2	2.49	0.43
1:F:375:VAL:HG12	1:F:376:PRO:O	2.18	0.43
1:C:427:GLN:HG2	4:C:607:HOH:O	2.18	0.43

*Continued on next page...*

*Continued from previous page...*

Atom-1	Atom-2	Distance(Å)	Clash(Å)
1:C:18:ALA:HA	1:C:204:PRO:O	2.18	0.43
1:C:384:GLU:CD	4:C:843:HOH:O	2.57	0.43
1:C:400:ASP:OD2	1:C:425:ARG:HD3	2.18	0.43
1:B:377:HIS:HE1	4:B:975:HOH:O	2.00	0.43
1:H:236:VAL:HB	1:H:237:PRO:HD3	2.00	0.43
1:F:236:VAL:HB	1:F:237:PRO:HD3	2.01	0.43
1:A:20:ARG:NH2	1:F:245:ASN:O	2.51	0.43
1:A:119:MET:CE	1:E:122:ARG:HE	2.31	0.43
1:C:377:HIS:CA	4:C:967:HOH:O	2.67	0.43
1:B:203:PRO:HG2	1:B:206:MET:CE	2.49	0.43
1:B:60:TYR:HE2	1:B:206:MET:HE2	1.84	0.43
1:C:182:PRO:HD2	1:C:210:VAL:O	2.19	0.43
1:B:40:GLY:HA3	1:B:188:MET:SD	2.59	0.43
1:H:330:LEU:HD23	1:H:369:PRO:HD3	2.01	0.43
1:C:384:GLU:HG2	1:C:385:GLU:H	1.80	0.43
1:B:62:PRO:HB3	1:B:206:MET:CE	2.48	0.43
1:B:377:HIS:CE1	4:B:975:HOH:O	2.72	0.43
1:C:70:GLN:HG3	1:C:74:LEU:HD22	2.01	0.43
1:B:32:TYR:CE2	1:B:34:TRP:HB3	2.54	0.43
1:D:85:GLU:CD	1:D:326:ARG:HH22	2.22	0.43
1:A:203:PRO:HA	1:A:204:PRO:HD3	1.90	0.43
1:E:377:HIS:HD2	4:E:873:HOH:O	2.01	0.43
1:A:90:VAL:O	1:A:94:GLU:HG2	2.19	0.43
1:C:85:GLU:CD	4:C:617:HOH:O	2.28	0.42
1:C:122:ARG:HG2	1:D:122:ARG:CZ	2.47	0.42
1:H:314:ARG:CD	4:H:964:HOH:O	2.67	0.42
1:F:144:MET:HE3	1:F:478:LYS:HD2	2.01	0.42
1:B:133:THR:HB	1:B:134:PRO:HD2	2.01	0.42
1:D:400:ASP:OD2	1:D:425:ARG:HD2	2.20	0.42
1:F:84:LYS:HB2	1:F:84:LYS:HE3	1.49	0.42
1:B:13:GLU:O	1:B:43:PRO:HD3	2.19	0.42
1:D:203:PRO:HB2	1:D:206:MET:HE3	2.01	0.42
1:G:384:GLU:CG	1:G:385:GLU:N	2.77	0.42
1:E:210:VAL:HG21	1:E:221:MET:HE1	2.01	0.42
1:F:326:ARG:NE	4:F:827:HOH:O	2.49	0.42
1:F:32:TYR:CZ	1:F:34:TRP:HB3	2.54	0.42
1:F:345:ARG:CZ	4:F:743:HOH:O	2.66	0.42
1:F:326:ARG:HH11	1:F:326:ARG:CG	2.32	0.42
1:C:169:ALA:HB3	1:C:170:PRO:HD3	2.00	0.42
1:E:203:PRO:HG2	1:E:206:MET:CE	2.50	0.42
1:A:121:ILE:HD11	1:E:119:MET:CE	2.49	0.42
1:B:60:TYR:HE2	1:B:206:MET:CE	2.32	0.42

*Continued on next page...*

*Continued from previous page...*

Atom-1	Atom-2	Distance(Å)	Clash(Å)
1:C:50:ALA:CB	1:C:221:MET:HE2	2.49	0.42
1:A:295:LYS:HE2	1:A:385:GLU:CG	2.50	0.42
1:C:27:ARG:NH2	1:C:41:THR:HG22	2.33	0.42
1:E:60:TYR:HE2	1:E:206:MET:CE	2.33	0.42
1:G:27:ARG:CZ	1:G:41:THR:HG23	2.49	0.42
1:B:248:TYR:N	4:B:961:HOH:O	1.75	0.42
1:H:291:CYS:SG	1:H:292:THR:HG23	2.60	0.42
1:A:264:LEU:HD12	1:A:420:THR:HB	2.01	0.42
1:B:256:GLY:HA3	4:B:719:HOH:O	2.20	0.42
1:E:224:ASN:HA	1:E:225:PRO:HD3	1.82	0.42
1:C:122:ARG:CG	1:D:122:ARG:CZ	2.97	0.42
1:E:50:ALA:CB	1:E:221:MET:CE	2.98	0.42
1:H:325:ASP:HB3	1:H:328:THR:OG1	2.19	0.42
1:F:260:PRO:HA	1:F:296:ARG:O	2.19	0.42
1:D:31:ARG:O	1:D:33:PRO:HD3	2.20	0.42
1:G:133:THR:HB	1:G:134:PRO:HD2	2.01	0.42
1:G:159:HIS:O	1:G:163:MET:HB2	2.20	0.41
1:A:121:ILE:HG13	1:E:122:ARG:NH2	2.35	0.41
1:C:203:PRO:HG2	1:C:206:MET:HE3	2.02	0.41
1:B:236:VAL:HA	1:B:255:LEU:HG	2.01	0.41
1:A:17:ILE:HD12	1:A:22:VAL:HG21	2.03	0.41
1:H:167:LYS:NZ	4:H:751:HOH:O	2.53	0.41
1:G:60:TYR:HE2	1:G:206:MET:CE	2.32	0.41
1:G:265:ASN:OD1	1:G:425:ARG:NH2	2.48	0.41
1:E:24:THR:HG22	1:E:43:PRO:HB3	2.01	0.41
1:E:447:ARG:CD	4:E:623:HOH:O	2.66	0.41
1:F:402:ALA:O	1:F:406:LEU:HD13	2.19	0.41
1:A:210:VAL:CG2	1:A:221:MET:CE	2.87	0.41
1:A:384:GLU:HG2	1:A:385:GLU:H	1.83	0.41
1:H:95:LEU:HD12	4:H:967:HOH:O	2.20	0.41
1:H:226:HIS:CE1	4:H:900:HOH:O	2.73	0.41
1:D:383:LEU:HA	1:D:383:LEU:HD12	1.89	0.41
1:E:119:MET:CE	1:E:119:MET:HA	2.51	0.41
1:G:345:ARG:NH1	1:G:384:GLU:OE2	2.53	0.41
1:F:348:ARG:HB2	1:H:215:ALA:HB1	2.02	0.41
1:E:203:PRO:HG2	1:E:206:MET:HE3	2.03	0.41
1:E:64:LEU:HG	1:E:206:MET:HE1	2.03	0.41
1:C:143:THR:HG21	4:C:733:HOH:O	2.20	0.41
1:C:50:ALA:CB	1:C:221:MET:CE	2.98	0.41
1:B:446:TYR:OH	1:F:130:CYS:HB3	2.21	0.41
1:H:203:PRO:HG2	1:H:206:MET:HE1	2.02	0.41
1:E:67:TYR:HE1	1:E:71:LYS:HE3	1.77	0.41

*Continued on next page...*

*Continued from previous page...*

Atom-1	Atom-2	Distance(Å)	Clash(Å)
1:G:378:GLN:OE1	1:G:378:GLN:N	2.44	0.41
1:H:308:VAL:HB	1:H:309:PRO:HD3	2.03	0.41
1:B:264:LEU:HD12	1:B:420:THR:HB	2.02	0.41
1:E:263:ILE:HD12	1:E:263:ILE:N	2.36	0.41
1:B:285:LYS:HD2	1:B:285:LYS:HA	1.72	0.41
1:G:62:PRO:O	1:G:63:LYS:HD3	2.21	0.41
1:D:295:LYS:HD3	4:D:627:HOH:O	2.20	0.41
1:C:345:ARG:CZ	1:C:384:GLU:CD	2.89	0.41
1:D:255:LEU:HB3	1:D:256:GLY:H	1.79	0.41
1:G:336:GLU:HG3	1:G:364:GLY:HA2	2.02	0.41
1:H:406:LEU:CG	4:H:835:HOH:O	1.90	0.40
1:C:384:GLU:OE2	1:C:385:GLU:O	2.39	0.40
1:H:377:HIS:CE1	1:H:382:VAL:HG11	2.57	0.40
1:H:90:VAL:O	1:H:94:GLU:HG2	2.21	0.40
1:B:167:LYS:NZ	1:B:233:THR:OG1	2.44	0.40
1:C:219:MET:O	1:C:223:THR:HB	2.21	0.40
1:E:67:TYR:OH	1:E:71:LYS:NZ	2.25	0.40
1:A:400:ASP:OD2	1:A:425:ARG:HD3	2.22	0.40
1:D:169:ALA:HB3	1:D:170:PRO:HD3	2.03	0.40
1:G:345:ARG:NE	1:G:384:GLU:CD	2.73	0.40
1:H:140:LYS:HG3	1:H:140:LYS:HZ3	1.72	0.40
1:C:298:LEU:HD23	1:C:394:VAL:HB	2.03	0.40
1:B:240:LYS:HE2	1:F:248:TYR:CE2	2.56	0.40
1:C:247:HIS:HB3	1:C:248:TYR:CD1	2.56	0.40
1:H:74:LEU:HD13	1:H:117:GLY:HA3	2.03	0.40
1:C:119:MET:CE	1:D:121:ILE:HD11	2.50	0.40
1:H:310:LEU:O	1:H:314:ARG:HD2	2.22	0.40
1:H:312:LEU:HD11	1:H:316:LYS:HE3	2.04	0.40
1:H:58:ALA:HB2	1:H:226:HIS:HB3	2.04	0.40
1:C:167:LYS:HD3	4:C:705:HOH:O	2.19	0.40
1:F:427:GLN:HG2	4:F:625:HOH:O	2.22	0.40
1:H:316:LYS:HE2	1:H:358:TYR:CD1	2.56	0.40
1:H:355:ASP:HB2	4:H:815:HOH:O	2.21	0.40

There are no symmetry-related clashes.

## 5.3 Torsion angles

### 5.3.1 Protein backbone ⓘ

In the following table, the Percentiles column shows the percent Ramachandran outliers of the chain as a percentile score with respect to all X-ray entries followed by that with respect to entries

of similar resolution. The Analysed column shows the number of residues for which the backbone conformation was analysed, and the total number of residues.

Mol	Chain	Analysed	Favoured	Allowed	Outliers	Percentiles	
1	A	471/488 (96%)	453 (96%)	17 (4%)	1 (0%)	56	51
1	B	471/488 (96%)	452 (96%)	18 (4%)	1 (0%)	56	51
1	C	471/488 (96%)	454 (96%)	14 (3%)	3 (1%)	33	24
1	D	471/488 (96%)	455 (97%)	15 (3%)	1 (0%)	56	51
1	E	471/488 (96%)	454 (96%)	15 (3%)	2 (0%)	43	36
1	F	471/488 (96%)	447 (95%)	22 (5%)	2 (0%)	43	36
1	G	471/488 (96%)	453 (96%)	16 (3%)	2 (0%)	43	36
1	H	471/488 (96%)	445 (94%)	25 (5%)	1 (0%)	56	51
All	All	3768/3904 (96%)	3613 (96%)	142 (4%)	13 (0%)	50	44

All (13) Ramachandran outliers are listed below:

Mol	Chain	Res	Type
1	C	247	HIS
1	G	247	HIS
1	F	247	HIS
1	E	247	HIS
1	D	392	PRO
1	G	392	PRO
1	B	392	PRO
1	E	392	PRO
1	A	392	PRO
1	F	392	PRO
1	C	413	GLY
1	H	413	GLY
1	C	392	PRO

### 5.3.2 Protein sidechains ⓘ

In the following table, the Percentiles column shows the percent sidechain outliers of the chain as a percentile score with respect to all X-ray entries followed by that with respect to entries of similar resolution. The Analysed column shows the number of residues for which the sidechain conformation was analysed, and the total number of residues.

Mol	Chain	Analysed	Rotameric	Outliers	Percentiles	
1	A	389/401 (97%)	381 (98%)	8 (2%)	66	67

*Continued on next page...*

*Continued from previous page...*

Mol	Chain	Analysed	Rotameric	Outliers	Percentiles	
1	B	389/401 (97%)	378 (97%)	11 (3%)	56	54
1	C	389/401 (97%)	379 (97%)	10 (3%)	59	58
1	D	389/401 (97%)	379 (97%)	10 (3%)	59	58
1	E	389/401 (97%)	377 (97%)	12 (3%)	52	49
1	F	389/401 (97%)	373 (96%)	16 (4%)	41	35
1	G	389/401 (97%)	375 (96%)	14 (4%)	47	42
1	H	389/401 (97%)	374 (96%)	15 (4%)	43	38
All	All	3112/3208 (97%)	3016 (97%)	96 (3%)	52	49

All (96) residues with a non-rotameric sidechain are listed below:

Mol	Chain	Res	Type
1	A	20	ARG
1	A	63	LYS
1	A	71	LYS
1	A	250	ARG
1	A	255	LEU
1	A	319	ARG
1	A	359	HIS
1	A	447	ARG
1	B	41	THR
1	B	85	GLU
1	B	126	GLU
1	B	255	LEU
1	B	285	LYS
1	B	359	HIS
1	B	367	LEU
1	B	383	LEU
1	B	427	GLN
1	B	447	ARG
1	B	465	GLU
1	C	23	ASP
1	C	74	LEU
1	C	122	ARG
1	C	143	THR
1	C	223	THR
1	C	250	ARG
1	C	255	LEU
1	C	319	ARG
1	C	359	HIS

*Continued on next page...*



*Continued from previous page...*

Mol	Chain	Res	Type
1	C	384	GLU
1	D	23	ASP
1	D	74	LEU
1	D	199	GLU
1	D	250	ARG
1	D	255	LEU
1	D	313	GLU
1	D	359	HIS
1	D	387	PHE
1	D	406	LEU
1	D	427	GLN
1	E	23	ASP
1	E	48	GLU
1	E	132	LEU
1	E	181	LYS
1	E	191	LEU
1	E	247	HIS
1	E	255	LEU
1	E	348	ARG
1	E	359	HIS
1	E	427	GLN
1	E	447	ARG
1	E	465	GLU
1	F	12	HIS
1	F	23	ASP
1	F	41	THR
1	F	85	GLU
1	F	143	THR
1	F	250	ARG
1	F	255	LEU
1	F	284	THR
1	F	285	LYS
1	F	326	ARG
1	F	348	ARG
1	F	355	ASP
1	F	359	HIS
1	F	367	LEU
1	F	387	PHE
1	F	427	GLN
1	G	24	THR
1	G	27	ARG
1	G	61	GLN

*Continued on next page...*

*Continued from previous page...*

Mol	Chain	Res	Type
1	G	74	LEU
1	G	216	ASP
1	G	255	LEU
1	G	274	ARG
1	G	296	ARG
1	G	348	ARG
1	G	359	HIS
1	G	372	VAL
1	G	384	GLU
1	G	387	PHE
1	G	406	LEU
1	H	20	ARG
1	H	23	ASP
1	H	41	THR
1	H	74	LEU
1	H	132	LEU
1	H	163	MET
1	H	191	LEU
1	H	241	LEU
1	H	254	GLU
1	H	255	LEU
1	H	341	LEU
1	H	344	GLU
1	H	359	HIS
1	H	387	PHE
1	H	434	LYS

Some sidechains can be flipped to improve hydrogen bonding and reduce clashes. All (7) such sidechains are listed below:

Mol	Chain	Res	Type
1	A	12	HIS
1	B	12	HIS
1	E	377	HIS
1	E	378	GLN
1	H	12	HIS
1	H	247	HIS
1	H	377	HIS

### 5.3.3 RNA ⓘ

There are no RNA chains in this entry.

## 5.4 Non-standard residues in protein, DNA, RNA chains ⓘ

There are no non-standard protein/DNA/RNA residues in this entry.

## 5.5 Carbohydrates ⓘ

There are no carbohydrates in this entry.

## 5.6 Ligand geometry ⓘ

15 ligands are modelled in this entry.

In the following table, the Counts columns list the number of bonds (or angles) for which Mogul statistics could be retrieved, the number of bonds (or angles) that are observed in the model and the number of bonds (or angles) that are defined in the chemical component dictionary. The Link column lists molecule types, if any, to which the group is linked. The Z score for a bond length (or angle) is the number of standard deviations the observed value is removed from the expected value. A bond length (or angle) with  $|Z| > 2$  is considered an outlier worth inspection. RMSZ is the root-mean-square of all Z scores of the bond lengths (or angles).

Mol	Type	Chain	Res	Link	Bond lengths			Bond angles		
					Counts	RMSZ	# $ Z  > 2$	Counts	RMSZ	# $ Z  > 2$
2	NAD	A	501	-	29,29,48	1.68	7 (24%)	45,45,73	2.01	8 (17%)
3	POA	A	502	1	6,6,6	1.67	3 (50%)	8,8,8	2.40	6 (75%)
2	NAD	B	501	-	29,29,48	1.54	5 (17%)	45,45,73	2.14	7 (15%)
3	POA	B	502	1	6,6,6	1.53	2 (33%)	8,8,8	2.74	5 (62%)
2	NAD	C	501	-	29,29,48	1.71	7 (24%)	45,45,73	2.22	10 (22%)
3	POA	C	502	1	6,6,6	1.62	2 (33%)	8,8,8	2.78	3 (37%)
2	NAD	D	501	-	29,29,48	1.57	6 (20%)	45,45,73	2.11	10 (22%)
3	POA	D	502	1	6,6,6	1.54	3 (50%)	8,8,8	2.75	5 (62%)
2	NAD	E	501	-	29,29,48	1.71	7 (24%)	45,45,73	2.11	7 (15%)
3	POA	E	502	1	6,6,6	1.67	2 (33%)	8,8,8	2.87	5 (62%)
2	NAD	F	501	-	29,29,48	1.60	6 (20%)	45,45,73	2.12	10 (22%)
3	POA	F	502	1	6,6,6	1.59	2 (33%)	8,8,8	2.66	4 (50%)
2	NAD	G	501	-	29,29,48	1.71	7 (24%)	45,45,73	2.12	8 (17%)
3	POA	G	502	1	6,6,6	1.55	2 (33%)	8,8,8	2.47	5 (62%)
3	POA	H	501	1	6,6,6	1.35	1 (16%)	8,8,8	2.89	5 (62%)

In the following table, the Chirals column lists the number of chiral outliers, the number of chiral centers analysed, the number of these observed in the model and the number defined in the chemical component dictionary. Similar counts are reported in the Torsion and Rings columns. '-' means

no outliers of that kind were identified.

Mol	Type	Chain	Res	Link	Chirals	Torsions	Rings
2	NAD	A	501	-	-	0/16/32/62	0/1/3/5
3	POA	A	502	1	-	0/3/4/4	0/0/0/0
2	NAD	B	501	-	-	0/16/32/62	0/1/3/5
3	POA	B	502	1	-	0/3/4/4	0/0/0/0
2	NAD	C	501	-	-	0/16/32/62	0/1/3/5
3	POA	C	502	1	-	0/3/4/4	0/0/0/0
2	NAD	D	501	-	-	0/16/32/62	0/1/3/5
3	POA	D	502	1	-	0/3/4/4	0/0/0/0
2	NAD	E	501	-	-	0/16/32/62	0/1/3/5
3	POA	E	502	1	-	0/3/4/4	0/0/0/0
2	NAD	F	501	-	-	0/16/32/62	0/1/3/5
3	POA	F	502	1	-	0/3/4/4	0/0/0/0
2	NAD	G	501	-	-	0/16/32/62	0/1/3/5
3	POA	G	502	1	-	0/3/4/4	0/0/0/0
3	POA	H	501	1	-	0/3/4/4	0/0/0/0

All (62) bond length outliers are listed below:

Mol	Chain	Res	Type	Atoms	Z	Observed(Å)	Ideal(Å)
2	A	501	NAD	PN-O5D	4.58	1.59	1.51
2	A	501	NAD	C2B-C3B	-4.47	1.40	1.53
2	G	501	NAD	PN-O5D	4.46	1.59	1.51
2	G	501	NAD	C2B-C3B	-4.38	1.41	1.53
2	C	501	NAD	C2B-C3B	-4.35	1.41	1.53
2	E	501	NAD	C2B-C3B	-4.30	1.41	1.53
2	E	501	NAD	PN-O5D	4.30	1.59	1.51
2	F	501	NAD	C2B-C3B	-4.24	1.41	1.53
2	C	501	NAD	PN-O5D	4.23	1.59	1.51
2	B	501	NAD	C2B-C3B	-4.15	1.41	1.53
2	D	501	NAD	C2B-C3B	-4.04	1.42	1.53
2	B	501	NAD	PN-O1N	3.66	1.58	1.51
2	D	501	NAD	PN-O1N	3.63	1.58	1.51
2	F	501	NAD	PN-O1N	3.50	1.58	1.51
2	C	501	NAD	C2B-C1B	-3.12	1.49	1.53
2	E	501	NAD	C2B-C1B	-2.91	1.49	1.53
2	E	501	NAD	C4A-N9A	-2.80	1.33	1.37
2	D	501	NAD	C2B-C1B	-2.79	1.49	1.53
2	F	501	NAD	C2B-C1B	-2.74	1.49	1.53
2	G	501	NAD	C2B-C1B	-2.72	1.49	1.53
3	E	502	POA	P-O3P	-2.63	1.49	1.54
2	B	501	NAD	C2B-C1B	-2.61	1.49	1.53
2	C	501	NAD	PN-O3	-2.58	1.55	1.62

*Continued on next page...*

*Continued from previous page...*

Mol	Chain	Res	Type	Atoms	Z	Observed(Å)	Ideal(Å)
3	F	502	POA	P-C1	2.51	1.83	1.79
2	G	501	NAD	C6A-N6A	2.46	1.43	1.35
3	A	502	POA	P-O2P	-2.43	1.49	1.54
3	C	502	POA	P-O3P	-2.42	1.49	1.54
2	D	501	NAD	C6A-N6A	2.41	1.42	1.35
3	C	502	POA	P-O2P	-2.41	1.49	1.54
3	G	502	POA	P-C1	2.41	1.83	1.79
3	A	502	POA	P-C1	2.39	1.83	1.79
2	A	501	NAD	C2B-C1B	-2.38	1.50	1.53
2	C	501	NAD	C6A-N6A	2.35	1.42	1.35
2	E	501	NAD	C5B-C4B	-2.34	1.44	1.51
3	D	502	POA	P-C1	2.34	1.83	1.79
2	F	501	NAD	C5B-C4B	-2.32	1.44	1.51
2	B	501	NAD	C6A-N6A	2.32	1.42	1.35
2	G	501	NAD	PN-O3	-2.31	1.56	1.62
3	B	502	POA	P-O3P	-2.29	1.50	1.54
3	E	502	POA	P-O2P	-2.29	1.50	1.54
2	F	501	NAD	C6A-N6A	2.25	1.42	1.35
2	A	501	NAD	C6A-N6A	2.23	1.42	1.35
2	G	501	NAD	C5B-C4B	-2.18	1.44	1.51
2	D	501	NAD	C5B-C4B	-2.15	1.44	1.51
2	G	501	NAD	C4A-N9A	-2.15	1.34	1.37
2	F	501	NAD	C4A-N9A	-2.13	1.34	1.37
2	C	501	NAD	C4A-N9A	-2.12	1.34	1.37
2	E	501	NAD	C6A-N6A	2.12	1.41	1.35
2	D	501	NAD	C4A-N9A	-2.12	1.34	1.37
3	F	502	POA	P-O3P	-2.12	1.50	1.54
2	A	501	NAD	C4A-N9A	-2.12	1.34	1.37
3	A	502	POA	P-O3P	-2.11	1.50	1.54
3	H	501	POA	P-O2P	-2.10	1.50	1.54
2	C	501	NAD	C5B-C4B	-2.09	1.44	1.51
3	B	502	POA	P-O2P	-2.08	1.50	1.54
2	A	501	NAD	PN-O3	-2.08	1.56	1.62
2	B	501	NAD	PN-O3	-2.07	1.56	1.62
2	E	501	NAD	PN-O3	-2.06	1.56	1.62
3	D	502	POA	P-O2P	-2.04	1.50	1.54
3	G	502	POA	P-O3P	-2.04	1.50	1.54
3	D	502	POA	P-O3P	-2.01	1.50	1.54
2	A	501	NAD	C5B-C4B	-2.00	1.45	1.51

All (98) bond angle outliers are listed below:

Mol	Chain	Res	Type	Atoms	Z	Observed(°)	Ideal(°)
2	C	501	NAD	N3A-C2A-N1A	-10.89	119.61	128.71
2	F	501	NAD	N3A-C2A-N1A	-10.61	119.83	128.71
2	G	501	NAD	N3A-C2A-N1A	-10.57	119.88	128.71
2	B	501	NAD	N3A-C2A-N1A	-10.45	119.97	128.71
2	E	501	NAD	N3A-C2A-N1A	-10.35	120.06	128.71
2	A	501	NAD	N3A-C2A-N1A	-9.74	120.56	128.71
2	D	501	NAD	N3A-C2A-N1A	-9.68	120.62	128.71
3	E	502	POA	P-C1-C2	-5.32	102.50	113.38
3	H	501	POA	P-C1-C2	-4.92	103.33	113.38
3	C	502	POA	P-C1-C2	-4.75	103.67	113.38
2	B	501	NAD	N3A-C4A-N9A	4.74	133.99	125.43
2	D	501	NAD	N3A-C4A-N9A	4.60	133.75	125.43
3	C	502	POA	O3P-P-C1	4.49	116.75	107.27
2	A	501	NAD	N3A-C4A-N9A	4.44	133.45	125.43
2	D	501	NAD	O4B-C1B-N9A	4.43	112.56	108.44
2	C	501	NAD	N3A-C4A-N9A	4.37	133.32	125.43
3	F	502	POA	P-C1-C2	-4.34	104.51	113.38
2	G	501	NAD	N3A-C4A-N9A	4.31	133.22	125.43
2	F	501	NAD	N3A-C4A-N9A	4.28	133.16	125.43
3	B	502	POA	P-C1-C2	-4.19	104.83	113.38
2	E	501	NAD	N3A-C4A-N9A	4.13	132.89	125.43
3	D	502	POA	P-C1-C2	-4.07	105.07	113.38
3	B	502	POA	O3P-P-C1	3.86	115.43	107.27
3	G	502	POA	O3P-P-C1	3.85	115.41	107.27
3	B	502	POA	O3P-P-O1P	-3.81	102.39	112.56
3	H	501	POA	O3P-P-C1	3.76	115.20	107.27
3	F	502	POA	O3P-P-C1	3.61	114.89	107.27
3	E	502	POA	O3P-P-C1	3.60	114.87	107.27
3	A	502	POA	O3P-P-C1	3.55	114.76	107.27
3	D	502	POA	O2P-P-C1	3.53	114.73	107.27
2	B	501	NAD	O4B-C1B-N9A	3.51	111.70	108.44
2	C	501	NAD	PN-O3-PA	-3.35	121.25	133.31
3	D	502	POA	O2P-P-O1P	-3.31	103.73	112.56
3	D	502	POA	O3P-P-C1	3.23	114.10	107.27
2	E	501	NAD	C4B-O4B-C1B	-3.23	106.24	109.75
3	G	502	POA	P-C1-C2	-3.08	107.08	113.38
3	F	502	POA	O3P-P-O1P	-3.08	104.33	112.56
2	A	501	NAD	O4B-C1B-C2B	-3.03	102.13	106.77
2	D	501	NAD	C5A-C4A-N3A	-2.99	119.19	125.70
2	G	501	NAD	PN-O3-PA	-2.97	122.61	133.31
3	H	501	POA	O2P-P-O1P	-2.94	104.72	112.56
2	B	501	NAD	C5A-C4A-N3A	-2.92	119.35	125.70
2	A	501	NAD	C5A-C4A-N3A	-2.91	119.37	125.70

Continued on next page...

*Continued from previous page...*

Mol	Chain	Res	Type	Atoms	Z	Observed(°)	Ideal(°)
2	F	501	NAD	C5A-C4A-N3A	-2.90	119.38	125.70
3	G	502	POA	O3P-P-O1P	-2.88	104.86	112.56
3	E	502	POA	O3P-P-O1P	-2.87	104.91	112.56
2	G	501	NAD	C5A-C4A-N3A	-2.82	119.57	125.70
3	A	502	POA	O3P-P-O1P	-2.79	105.10	112.56
2	E	501	NAD	PN-O3-PA	-2.77	123.34	133.31
2	F	501	NAD	C2A-N3A-C4A	2.72	121.74	114.01
3	H	501	POA	O3P-P-O1P	-2.69	105.38	112.56
2	F	501	NAD	O4B-C1B-C2B	-2.69	102.66	106.77
3	C	502	POA	O3P-P-O1P	-2.66	105.46	112.56
2	G	501	NAD	C2A-N3A-C4A	2.66	121.58	114.01
2	C	501	NAD	C5A-C4A-N3A	-2.60	120.04	125.70
2	B	501	NAD	C2A-N3A-C4A	2.60	121.41	114.01
3	A	502	POA	P-C1-C2	-2.59	108.09	113.38
2	E	501	NAD	C5A-C4A-N3A	-2.58	120.08	125.70
2	C	501	NAD	C2A-N3A-C4A	2.57	121.31	114.01
3	H	501	POA	O1P-P-C1	2.54	115.23	110.42
2	D	501	NAD	C2A-N3A-C4A	2.54	121.24	114.01
2	A	501	NAD	C2A-N3A-C4A	2.54	121.23	114.01
2	E	501	NAD	C2A-N3A-C4A	2.51	121.16	114.01
2	C	501	NAD	O5D-PN-O2N	-2.50	107.45	112.88
3	F	502	POA	O2P-P-C1	2.50	112.54	107.27
2	D	501	NAD	PN-O3-PA	-2.45	124.47	133.31
2	B	501	NAD	O5B-C5B-C4B	2.44	117.90	108.94
3	B	502	POA	O2P-P-C1	2.40	112.34	107.27
3	G	502	POA	O2P-P-C1	2.38	112.30	107.27
2	G	501	NAD	C4A-C5A-N7A	-2.37	107.49	109.52
2	F	501	NAD	PN-O3-PA	-2.36	124.80	133.31
2	A	501	NAD	PN-O3-PA	-2.34	124.89	133.31
3	E	502	POA	O2P-P-C1	2.31	112.15	107.27
3	G	502	POA	O2P-P-O1P	-2.31	106.41	112.56
2	F	501	NAD	O2N-PN-O3	2.25	113.22	105.27
2	C	501	NAD	O2N-PN-O3	2.24	113.18	105.27
2	D	501	NAD	C4B-O4B-C1B	-2.23	107.32	109.75
2	G	501	NAD	C4B-O4B-C1B	-2.23	107.33	109.75
2	A	501	NAD	O5D-PN-O3	2.23	113.12	105.27
2	F	501	NAD	C4B-O4B-C1B	-2.23	107.33	109.75
2	D	501	NAD	O2N-PN-O3	2.22	113.10	105.27
2	C	501	NAD	O5D-PN-O1N	-2.22	107.63	112.73
2	G	501	NAD	O5B-C5B-C4B	2.21	117.05	108.94
3	A	502	POA	O1P-P-C1	2.19	114.56	110.42
3	E	502	POA	O2-C2-C1	-2.17	114.01	126.83

*Continued on next page...*

*Continued from previous page...*

Mol	Chain	Res	Type	Atoms	Z	Observed(°)	Ideal(°)
2	D	501	NAD	O4B-C1B-C2B	-2.15	103.47	106.77
3	D	502	POA	O2-C2-C1	-2.15	114.07	126.83
2	C	501	NAD	C4B-O4B-C1B	-2.14	107.42	109.75
3	B	502	POA	O2-C2-C1	-2.12	114.25	126.83
3	A	502	POA	O2P-P-O1P	-2.12	106.90	112.56
2	F	501	NAD	C4A-C5A-N7A	-2.12	107.71	109.52
2	E	501	NAD	C4A-C5A-N7A	-2.08	107.74	109.52
2	C	501	NAD	O4B-C1B-C2B	-2.06	103.62	106.77
2	D	501	NAD	O5B-C5B-C4B	2.03	116.38	108.94
2	B	501	NAD	PN-O3-PA	-2.03	126.00	133.31
3	A	502	POA	O2-C2-C1	-2.02	114.87	126.83
2	A	501	NAD	C4B-O4B-C1B	-2.02	107.56	109.75
2	F	501	NAD	C2B-C1B-N9A	2.01	118.42	113.27

There are no chirality outliers.

There are no torsion outliers.

There are no ring outliers.

## 5.7 Other polymers ⓘ

There are no such residues in this entry.

## 5.8 Polymer linkage issues

There are no chain breaks in this entry.



## 6 Fit of model and data ⓘ

### 6.1 Protein, DNA and RNA chains ⓘ

In the following table, the column labelled ‘#RSRZ > 2’ contains the number (and percentage) of RSRZ outliers, followed by percent RSRZ outliers for the chain as percentile scores relative to all X-ray entries and entries of similar resolution. The OWAB column contains the minimum, median, 95<sup>th</sup> percentile and maximum values of the occupancy-weighted average B-factor per residue. The column labelled ‘Q < 0.9’ lists the number of (and percentage) of residues with an average occupancy less than 0.9.

Mol	Chain	Analysed	<RSRZ>	#RSRZ>2	OWAB(Å <sup>2</sup> )	Q<0.9
1	A	473/488 (96%)	-0.42	3 (0%) 86 88	15, 23, 39, 52	0
1	B	473/488 (96%)	-0.55	0 100 100	13, 21, 32, 47	0
1	C	473/488 (96%)	-0.45	0 100 100	14, 22, 34, 44	0
1	D	473/488 (96%)	-0.32	3 (0%) 86 88	18, 25, 38, 49	0
1	E	473/488 (96%)	-0.35	3 (0%) 86 88	17, 26, 39, 54	0
1	F	473/488 (96%)	-0.32	2 (0%) 90 91	15, 26, 45, 58	0
1	G	473/488 (96%)	-0.29	6 (1%) 74 74	16, 26, 42, 58	0
1	H	473/488 (96%)	0.05	8 (1%) 67 67	15, 30, 45, 58	0
All	All	3784/3904 (96%)	-0.33	25 (0%) 84 85	13, 25, 41, 58	0

All (25) RSRZ outliers are listed below:

Mol	Chain	Res	Type	RSRZ
1	G	247	HIS	4.1
1	G	215	ALA	3.8
1	G	248	TYR	3.7
1	A	12	HIS	3.2
1	A	216	ASP	3.0
1	H	246	ALA	3.0
1	E	348	ARG	2.9
1	H	247	HIS	2.7
1	H	248	TYR	2.7
1	F	12	HIS	2.6
1	D	377	HIS	2.5
1	F	347	MET	2.4
1	H	241	LEU	2.4
1	E	248	TYR	2.4
1	E	12	HIS	2.3
1	H	327	SER	2.3

*Continued on next page...*

*Continued from previous page...*

Mol	Chain	Res	Type	RSRZ
1	G	216	ASP	2.3
1	G	377	HIS	2.3
1	D	256	GLY	2.2
1	H	215	ALA	2.2
1	A	363	SER	2.2
1	H	357	LEU	2.2
1	H	383	LEU	2.1
1	D	12	HIS	2.0
1	G	241	LEU	2.0

## 6.2 Non-standard residues in protein, DNA, RNA chains ⓘ

There are no non-standard protein/DNA/RNA residues in this entry.

## 6.3 Carbohydrates ⓘ

There are no carbohydrates in this entry.

## 6.4 Ligands ⓘ

In the following table, the Atoms column lists the number of modelled atoms in the group and the number defined in the chemical component dictionary. LLDF column lists the quality of electron density of the group with respect to its neighbouring residues in protein, DNA or RNA chains. The B-factors column lists the minimum, median, 95<sup>th</sup> percentile and maximum values of B factors of atoms in the group. The column labelled 'Q < 0.9' lists the number of atoms with occupancy less than 0.9.

Mol	Type	Chain	Res	Atoms	RSR	LLDF	B-factors(Å <sup>2</sup> )	Q<0.9
3	POA	H	501	7/7	0.18	1.41	29,31,33,36	0
2	NAD	F	501	27/44	0.10	0.80	24,33,43,45	0
3	POA	A	502	7/7	0.14	0.63	23,23,25,27	0
2	NAD	A	501	27/44	0.10	0.36	22,28,33,38	0
2	NAD	C	501	27/44	0.11	0.17	19,26,41,50	0
3	POA	C	502	7/7	0.14	0.02	18,21,22,23	0
2	NAD	E	501	27/44	0.11	-0.15	25,33,41,46	0
2	NAD	G	501	27/44	0.10	-0.47	28,34,45,46	0
2	NAD	D	501	27/44	0.09	-0.54	23,33,39,43	0
3	POA	G	502	7/7	0.14	-0.64	20,24,27,34	0
3	POA	B	502	7/7	0.12	-0.66	19,21,25,26	0
3	POA	D	502	7/7	0.14	-0.72	23,24,28,29	0

*Continued on next page...*

*Continued from previous page...*

Mol	Type	Chain	Res	Atoms	RSR	LLDF	B-factors( $\text{\AA}^2$ )	Q<0.9
3	POA	E	502	7/7	0.11	-1.17	24,26,29,29	0
2	NAD	B	501	27/44	0.08	-1.61	18,26,32,33	0
3	POA	F	502	7/7	0.08	-1.77	23,23,27,29	0

## 6.5 Other polymers ⓘ

There are no such residues in this entry.