



Full wwPDB X-ray Structure Validation Report

Feb 28, 2014 – 04:12 PM GMT

PDB ID : 1KP0
Title : The Crystal Structure Analysis of Creatine Amidinohydrolase from Actinobacillus
Authors : Padmanabhan, B.; Paehler, A.; Horikoshi, M.
Deposited on : 2001-12-26
Resolution : 2.70 Å(reported)

This is a full wwPDB validation report for a publicly released PDB entry.
We welcome your comments at validation@mail.wwpdb.org
A user guide is available at <http://wwpdb.org/ValidationPDFNotes.html>

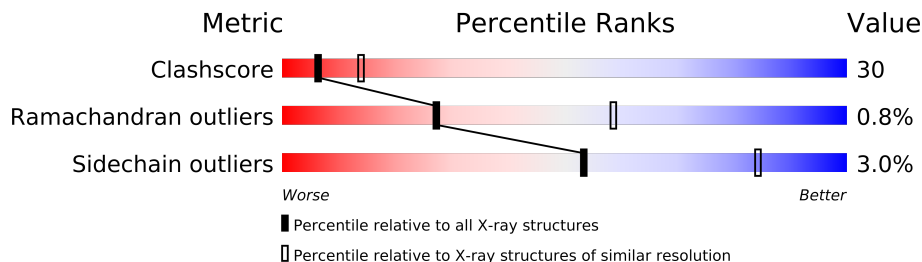
The following versions of software and data (see [references](#)) were used in the production of this report:

MolProbity : 4.02b-467
Mogul : 1.15 2013
Xtriage (Phenix) : dev-1323
EDS : **FAILED**
Percentile statistics : 21963
Ideal geometry (proteins) : Engh & Huber (2001)
Ideal geometry (DNA, RNA) : Parkinson et. al. (1996)
Validation Pipeline (wwPDB-VP) : stable22683

1 Overall quality at a glance

The reported resolution of this entry is 2.70 Å.

Percentile scores (ranging between 0-100) for global validation metrics of the entry are shown in the following graphic. The table shows the number of entries on which the scores are based.



Metric	Whole archive (#Entries)	Similar resolution (#Entries, resolution range(Å))
Clashscore	79885	1939 (2.70-2.70)
Ramachandran outliers	78287	1905 (2.70-2.70)
Sidechain outliers	78261	1905 (2.70-2.70)

The table below summarises the geometric issues observed across the polymeric chains and their fit to the electron density. The red, orange, yellow and green segments on the lower bar indicate the fraction of residues that contain outliers for ≥ 3 , 2, 1 and 0 types of geometric quality criteria. The upper red bar (where present) indicates the fraction of residues that have poor fit to the electron density.

Note EDS failed to run properly.

Mol	Chain	Length	Quality of chain
1	A	402	
1	B	402	

2 Entry composition

There are 2 unique types of molecules in this entry. The entry contains 6586 atoms, of which 0 are hydrogen and 0 are deuterium.

In the tables below, the ZeroOcc column contains the number of atoms modelled with zero occupancy, the AltConf column contains the number of residues with at least one atom in alternate conformation and the Trace column contains the number of residues modelled with at most 2 atoms.

- Molecule 1 is a protein called CREATINE AMIDINOHYDROLASE.

Mol	Chain	Residues	Atoms						ZeroOcc	AltConf	Trace
1	A	402	Total	C	N	O	S	X	0	0	0
			3234	2050	547	547	16	74			
1	B	402	Total	C	N	O	S	X	0	0	0
			3234	2050	547	547	16	74			

- Molecule 2 is water.

Mol	Chain	Residues	Atoms		ZeroOcc	AltConf
2	A	57	Total	O	0	0
			57	57		
2	B	61	Total	O	0	0
			61	61		

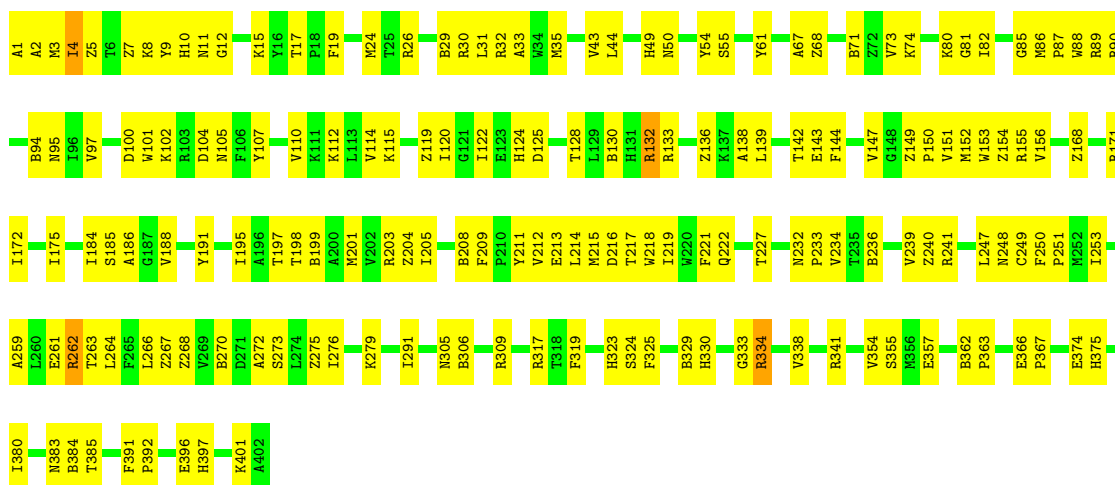
3 Residue-property plots

These plots are drawn for all protein, RNA and DNA chains in the entry. The first graphic for a chain summarises the proportions of errors displayed in the second graphic. The second graphic shows the sequence view annotated by issues in geometry and electron density. Residues are color-coded according to the number of geometric quality criteria for which they contain at least one outlier: green = 0, yellow = 1, orange = 2 and red = 3 or more. A red dot above a residue indicates a poor fit to the electron density ($RSRZ > 2$). Stretches of 2 or more consecutive residues without any outlier are shown as a green connector. Residues present in the sample, but not in the model, are shown in grey.

Note EDS failed to run properly.

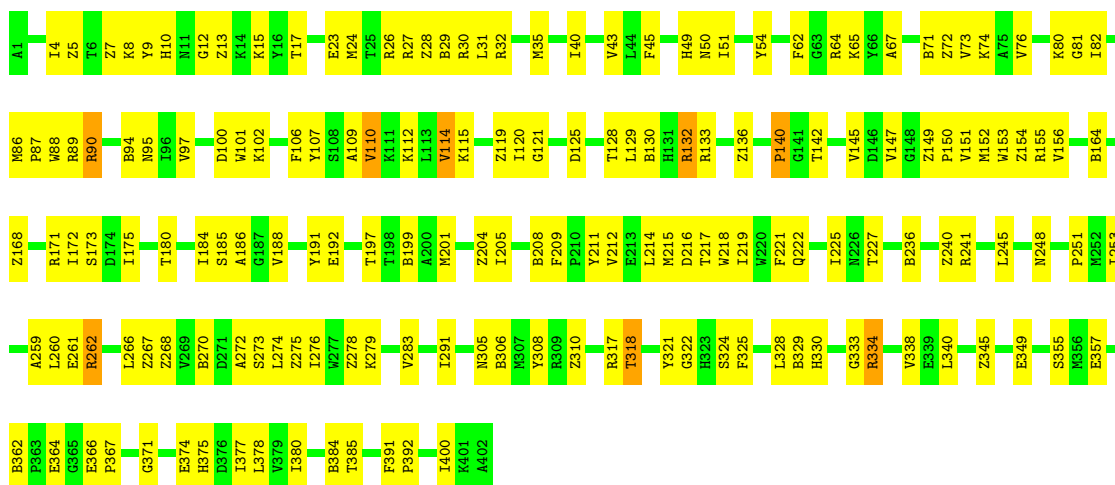
• Molecule 1: CREATINE AMIDINOHYDROLASE

Chain A:



• Molecule 1: CREATINE AMIDINOHYDROLASE

Chain B:



4 Data and refinement statistics i

EDS failed to run properly - this section will therefore be incomplete.

Property	Value	Source
Space group	I 2 2 2	Depositor
Cell constants a, b, c, α , β , γ	111.26Å 113.62Å 191.65Å 90.00° 90.00° 90.00°	Depositor
Resolution (Å)	30.00 – 2.70	Depositor
% Data completeness (in resolution range)	99.6 (30.00-2.70)	Depositor
R_{merge}	0.07	Depositor
R_{sym}	(Not available)	Depositor
$\langle I/\sigma(I) \rangle$ ¹	8.12 (at 2.69Å)	Xtriage
Refinement program	CNS	Depositor
R, R_{free}	0.188 , 0.222	Depositor
Wilson B-factor (Å ²)	21.1	Xtriage
Anisotropy	0.317	Xtriage
Estimated twinning fraction	0.012 for k,h,-l	Xtriage
L-test for twinning	$\langle L \rangle = 0.49$, $\langle L^2 \rangle = 0.33$	Xtriage
Outliers	0 of 33902 reflections	Xtriage
Total number of atoms	6586	wwPDB-VP
Average B, all atoms (Å ²)	18.0	wwPDB-VP

Xtriage's analysis on translational NCS is as follows: *The largest off-origin peak in the Patterson function is 3.95% of the height of the origin peak. No significant pseudotranslation is detected.*

¹Intensities estimated from amplitudes.

5 Model quality

5.1 Standard geometry

The Z score for a bond length (or angle) is the number of standard deviations the observed value is removed from the expected value. A bond length (or angle) with $|Z| > 5$ is considered an outlier worth inspection. RMSZ is the root-mean-square of all Z scores of the bond lengths (or angles).

Mol	Chain	Bond lengths		Bond angles	
		RMSZ	# Z >5	RMSZ	# Z >5
1	A	0.40	0/2993	0.63	0/4053
1	B	0.40	0/2993	0.64	0/4053
All	All	0.40	0/5986	0.64	0/8106

There are no bond length outliers.

There are no bond angle outliers.

There are no chirality outliers.

There are no planarity outliers.

5.2 Close contacts

In the following table, the Non-H and H(model) columns list the number of non-hydrogen atoms and hydrogen atoms in the chain respectively. The H(added) column lists the number of hydrogens added by MolProbity. The Clashes column lists the number of clashes within the asymmetric unit, and the number in parentheses is this value normalized per 1000 atoms of the molecule in the chain. The Symm-Clashes column gives symmetry related clashes, in the same way as for the Clashes column.

Mol	Chain	Non-H	H(model)	H(added)	Clashes	Symm-Clashes
1	A	3234	0	3106	198	0
1	B	3234	0	3106	198	0
2	A	57	0	0	5	0
2	B	61	0	0	3	0
All	All	6586	0	6212	382	0

Clashscore is defined as the number of clashes calculated for the entry per 1000 atoms (including hydrogens) of the entry. The overall clashscore for this entry is 30.

All (382) close contacts within the same asymmetric unit are listed below.

Atom-1	Atom-2	Distance(Å)	Clash(Å)
1:B:71:ASX:XD1	1:B:74:LYS:H	1.61	1.13

Continued on next page...

Continued from previous page...

Atom-1	Atom-2	Distance(Å)	Clash(Å)
1:A:71:ASX:XD1	1:A:74:LYS:H	1.74	1.01
1:B:171:ARG:HH22	1:B:204:GLX:XE2	1.73	1.01
1:A:380:ILE:HA	1:A:385:THR:HG22	1.39	1.01
1:A:329:ASX:XD1	1:A:330:HIS:H	1.73	1.01
1:B:329:ASX:XD1	1:B:330:HIS:H	1.74	1.00
1:B:275:GLX:XE2	1:B:279:LYS:HE3	1.96	0.94
1:A:261:GLU:HB2	1:A:375:HIS:HB3	1.48	0.93
1:B:171:ARG:NH2	1:B:208:ASX:XD1	2.34	0.90
1:B:291:ILE:HG22	1:B:385:THR:HG21	1.56	0.88
1:A:153:TRP:O	1:A:156:VAL:HG22	1.72	0.88
1:B:5:GLX:XE1	1:B:102:LYS:HD2	2.04	0.88
1:B:171:ARG:HH21	1:B:208:ASX:XD1	1.86	0.88
1:B:151:VAL:HG12	1:B:155:ARG:HH11	1.39	0.86
1:A:120:ILE:HD12	1:A:142:THR:HG21	1.57	0.86
1:A:204:GLX:O	1:A:208:ASX:XD1	2.23	0.86
1:B:275:GLX:XE2	1:B:279:LYS:CE	2.54	0.85
1:B:266:LEU:HG	1:B:267:GLX:HG1	1.57	0.85
1:A:147:VAL:O	1:A:151:VAL:HG23	1.76	0.85
1:A:201:MET:HE2	1:A:219:ILE:HD11	1.58	0.84
1:A:172:ILE:HD12	1:A:253:ILE:HD11	1.59	0.84
1:A:11:ASN:HD21	1:B:364:GLU:H	1.24	0.83
1:A:168:GLX:XE2	1:A:171:ARG:HH21	1.91	0.83
1:A:241:ARG:HD3	1:A:267:GLX:HG2	1.61	0.82
1:B:270:ASX:XD2	1:B:273:SER:H	1.91	0.82
1:B:172:ILE:HD12	1:B:253:ILE:HD11	1.60	0.82
1:A:5:GLX:XE1	1:A:102:LYS:HD2	2.10	0.81
1:A:35:MET:SD	1:A:43:VAL:HG23	2.20	0.81
1:B:366:GLU:HG3	1:B:367:PRO:HD2	1.61	0.81
1:B:261:GLU:HB2	1:B:375:HIS:HB3	1.64	0.80
1:A:151:VAL:HG12	1:A:155:ARG:HH11	1.47	0.79
1:B:329:ASX:XD1	1:B:330:HIS:N	2.46	0.79
1:A:261:GLU:HB2	1:A:375:HIS:CB	2.13	0.78
1:B:275:GLX:XE2	1:B:279:LYS:NZ	2.48	0.77
1:A:26:ARG:O	1:A:30:ARG:HG2	1.84	0.77
1:B:236:ASX:XD1	1:B:236:ASX:H	1.98	0.77
1:B:153:TRP:O	1:B:156:VAL:HG22	1.85	0.77
1:A:198:THR:OG1	1:A:219:ILE:HG12	1.85	0.77
1:A:305:ASN:HD21	1:A:317:ARG:NH1	1.84	0.76
1:A:329:ASX:XD1	1:A:330:HIS:N	2.49	0.76
1:A:26:ARG:HD2	1:A:30:ARG:HH21	1.51	0.75
1:B:201:MET:CE	1:B:219:ILE:HD11	2.16	0.75
1:B:54:TYR:OH	1:B:151:VAL:HG13	1.87	0.73

Continued on next page...

Continued from previous page...

Atom-1	Atom-2	Distance(Å)	Clash(Å)
1:A:236:ASX:XD1	1:A:236:ASX:H	2.01	0.73
1:B:241:ARG:HG2	1:B:267:GLX:HG2	1.71	0.73
1:A:130:ASX:XD1	1:A:133:ARG:HH12	2.02	0.73
1:B:130:ASX:XD1	1:B:133:ARG:HH22	2.01	0.73
1:A:291:ILE:HG22	1:A:385:THR:HG21	1.71	0.72
1:A:12:GLY:O	1:A:88:TRP:HZ3	1.72	0.72
1:A:80:LYS:HG3	1:A:82:ILE:H	1.54	0.71
1:A:201:MET:CE	1:A:219:ILE:HD11	2.20	0.71
1:B:261:GLU:HB2	1:B:375:HIS:CB	2.20	0.71
1:A:266:LEU:HG	1:A:267:GLX:HG1	1.72	0.71
1:B:151:VAL:CG1	1:B:155:ARG:HH11	2.03	0.71
1:A:270:ASX:XD2	1:A:273:SER:H	2.04	0.70
1:B:276:ILE:HD13	1:B:362:ASX:XD2	2.21	0.70
1:A:4:ILE:HB	1:A:7:GLX:XE2	2.22	0.69
1:A:81:GLY:O	1:B:318:THR:HG22	1.92	0.69
1:B:71:ASX:XD1	1:B:74:LYS:N	2.47	0.69
1:B:30:ARG:HB3	1:B:154:GLX:XE1	2.23	0.69
1:A:185:SER:O	1:A:188:VAL:HG12	1.92	0.68
1:A:172:ILE:HD13	1:A:205:ILE:HG12	1.74	0.68
1:A:325:PHE:HE1	1:A:355:SER:HB3	1.58	0.67
1:B:151:VAL:HG12	1:B:155:ARG:NH1	2.09	0.66
1:A:73:VAL:HG23	1:A:74:LYS:HG3	1.76	0.66
1:B:71:ASX:XD1	1:B:73:VAL:H	2.08	0.66
1:B:241:ARG:CG	1:B:267:GLX:HG2	2.25	0.66
1:B:262:ARG:HD3	1:B:392:PRO:O	1.95	0.66
1:A:305:ASN:HD21	1:A:317:ARG:HH11	1.43	0.65
1:B:90:ARG:HB3	1:B:90:ARG:NH1	2.11	0.65
1:B:149:GLX:HB1	1:B:150:PRO:HD3	1.78	0.65
1:B:305:ASN:HD21	1:B:317:ARG:NH1	1.94	0.65
1:A:197:THR:HB	1:A:219:ILE:HG13	1.79	0.65
1:A:266:LEU:HD11	1:A:267:GLX:XE2	2.26	0.65
1:A:114:VAL:O	1:A:114:VAL:HG12	1.96	0.65
1:B:366:GLU:CG	1:B:367:PRO:HD2	2.26	0.65
1:B:325:PHE:CE1	1:B:355:SER:HB3	2.32	0.64
1:A:94:ASX:XD1	1:A:95:ASN:H	2.10	0.64
1:B:185:SER:O	1:B:188:VAL:HG12	1.96	0.64
1:A:215:MET:O	1:A:217:THR:N	2.29	0.64
1:A:54:TYR:OH	1:A:151:VAL:HG13	1.99	0.63
1:B:29:ASX:XD1	1:B:32:ARG:HH11	2.11	0.63
1:B:40:ILE:HD13	1:B:119:GLX:XE1	2.29	0.63
1:A:186:ALA:HB2	1:A:241:ARG:HG2	1.80	0.63
1:B:305:ASN:HD21	1:B:317:ARG:HH11	1.46	0.63

Continued on next page...

Continued from previous page...

Atom-1	Atom-2	Distance(Å)	Clash(Å)
1:B:112:LYS:HA	1:B:115:LYS:HE2	1.81	0.63
1:A:325:PHE:CE1	1:A:355:SER:HB3	2.34	0.62
1:B:325:PHE:HE1	1:B:355:SER:HB3	1.64	0.62
1:B:88:TRP:HD1	1:B:95:ASN:HB3	1.63	0.62
1:B:80:LYS:HG3	1:B:82:ILE:H	1.63	0.62
1:A:240:GLX:O	1:A:266:LEU:HD23	1.99	0.62
1:A:15:LYS:HE3	1:A:89:ARG:HE	1.64	0.61
1:B:7:GLX:XE1	1:B:7:GLX:H	2.12	0.61
1:B:201:MET:HE1	1:B:219:ILE:HD11	1.81	0.61
1:A:275:GLX:XE2	1:A:279:LYS:HE3	2.30	0.61
1:B:72:GLX:HG1	1:B:73:VAL:HG13	1.83	0.61
1:A:199:ASX:XD2	1:B:199:ASX:XD2	2.78	0.61
1:B:184:ILE:HD12	1:B:221:PHE:CZ	2.35	0.61
1:A:30:ARG:HB3	1:A:154:GLX:XE1	2.30	0.61
1:A:130:ASX:XD1	1:A:133:ARG:HH22	2.12	0.61
1:A:107:TYR:HA	1:A:110:VAL:HG12	1.82	0.61
1:B:80:LYS:HD2	1:B:81:GLY:H	1.65	0.61
1:B:267:GLX:XE1	1:B:267:GLX:HA	2.30	0.61
1:A:86:MET:HB3	1:A:87:PRO:HD3	1.81	0.61
1:A:239:VAL:HG12	1:A:266:LEU:HD22	1.81	0.60
1:B:26:ARG:O	1:B:30:ARG:HG2	2.01	0.60
1:B:168:GLX:XE2	1:B:171:ARG:HH21	2.14	0.60
1:B:175:ILE:HD12	1:B:204:GLX:HG1	1.82	0.60
1:B:366:GLU:HG3	1:B:367:PRO:CD	2.32	0.60
1:A:125:ASP:O	1:B:128:THR:HG21	2.02	0.59
1:B:130:ASX:XD1	1:B:133:ARG:HH12	2.14	0.59
1:A:270:ASX:XD2	1:A:272:ALA:HB3	2.33	0.59
1:B:168:GLX:XE2	1:B:171:ARG:HE	2.15	0.59
1:B:384:ASX:XD1	1:B:384:ASX:C	2.71	0.59
1:B:12:GLY:O	1:B:88:TRP:HZ3	1.86	0.59
1:B:32:ARG:HD3	1:B:72:GLX:HA	1.85	0.59
1:B:43:VAL:HG11	1:B:45:PHE:CZ	2.38	0.59
1:B:248:ASN:OD1	1:B:261:GLU:HG2	2.03	0.59
1:A:5:GLX:CD	1:A:102:LYS:HD2	2.23	0.58
1:A:5:GLX:XE1	1:A:105:ASN:OD1	2.52	0.58
1:A:5:GLX:XE2	1:A:102:LYS:NZ	2.67	0.58
1:B:267:GLX:XE1	1:B:267:GLX:CA	2.82	0.58
1:A:186:ALA:CA	1:A:266:LEU:HD21	2.33	0.58
1:A:241:ARG:CD	1:A:267:GLX:HG2	2.33	0.58
1:A:80:LYS:HG3	1:A:81:GLY:N	2.18	0.58
1:B:175:ILE:CD1	1:B:204:GLX:HG1	2.33	0.58
1:A:354:VAL:HG22	1:A:380:ILE:HD11	1.86	0.58

Continued on next page...

Continued from previous page...

Atom-1	Atom-2	Distance(Å)	Clash(Å)
1:B:149:GLX:HA	1:B:149:GLX:XE1	2.34	0.58
1:B:76:VAL:HG22	1:B:94:ASX:HB2	1.85	0.57
1:A:341:ARG:HD3	1:B:100:ASP:HB3	1.86	0.57
1:A:8:LYS:HG3	1:A:8:LYS:O	2.02	0.57
1:B:310:GLX:XE2	1:B:310:GLX:HA	2.35	0.57
1:B:197:THR:HB	1:B:219:ILE:HG13	1.85	0.57
1:B:15:LYS:HE3	1:B:89:ARG:HE	1.69	0.57
1:A:186:ALA:HA	1:A:266:LEU:HD21	1.86	0.57
1:A:151:VAL:CG1	1:A:155:ARG:HH11	2.15	0.56
1:B:35:MET:SD	1:B:43:VAL:HG23	2.45	0.56
1:A:171:ARG:NH2	1:A:208:ASX:XD2	2.69	0.56
1:A:29:ASX:XD1	1:A:32:ARG:HH11	2.18	0.56
1:B:130:ASX:HA	1:B:133:ARG:NH1	2.21	0.56
1:B:217:THR:HG23	1:B:251:PRO:HA	1.88	0.56
1:A:333:GLY:O	1:A:334:ARG:HB3	2.05	0.56
1:B:259:ALA:H	1:B:377:ILE:HD11	1.71	0.56
1:B:168:GLX:XE2	1:B:208:ASX:XD1	2.84	0.56
1:B:31:LEU:HD13	1:B:45:PHE:CE2	2.41	0.56
1:A:132:ARG:O	1:A:136:GLX:HG2	2.06	0.56
1:A:128:THR:HG21	1:B:125:ASP:O	2.06	0.56
1:A:357:GLU:HA	1:A:374:GLU:O	2.06	0.56
1:B:7:GLX:XE1	1:B:7:GLX:N	2.69	0.56
1:B:120:ILE:HD12	1:B:142:THR:HG21	1.87	0.56
1:B:168:GLX:HA	1:B:168:GLX:XE1	2.36	0.56
1:B:114:VAL:O	1:B:114:VAL:HG13	2.06	0.56
1:A:5:GLX:XE2	1:A:102:LYS:HD2	2.36	0.55
1:A:71:ASX:XD1	1:A:74:LYS:N	2.58	0.55
1:B:173:SER:HB3	1:B:260:LEU:HB2	1.88	0.55
1:A:249:CYS:O	1:A:259:ALA:HA	2.07	0.55
1:B:380:ILE:HA	1:B:385:THR:HG22	1.89	0.55
1:B:225:ILE:HD12	1:B:364:GLU:HG3	1.88	0.55
1:B:171:ARG:NH2	1:B:204:GLX:XE2	2.56	0.55
1:A:1:ALA:C	1:A:3:MET:H	2.10	0.55
1:B:73:VAL:HG23	1:B:74:LYS:HG3	1.88	0.55
1:A:306:ASX:XD1	1:A:309:ARG:NH1	2.70	0.55
1:B:10:HIS:HB3	1:B:88:TRP:CE3	2.42	0.54
1:B:270:ASX:XD2	1:B:272:ALA:HB3	2.37	0.54
1:B:275:GLX:XE1	1:B:275:GLX:HA	2.37	0.54
1:A:248:ASN:HB3	1:A:250:PHE:CE2	2.41	0.54
1:B:15:LYS:HD3	1:B:211:TYR:CZ	2.43	0.54
1:A:276:ILE:HD13	1:A:362:ASX:XD2	2.38	0.54
1:B:384:ASX:XD1	1:B:385:THR:N	2.71	0.54

Continued on next page...

Continued from previous page...

Atom-1	Atom-2	Distance(Å)	Clash(Å)
1:B:236:ASX:XD1	1:B:236:ASX:N	2.63	0.54
1:B:86:MET:HB3	1:B:87:PRO:HD3	1.90	0.54
1:A:86:MET:CE	1:A:90:ARG:HG3	2.38	0.53
1:B:186:ALA:CA	1:B:266:LEU:HD21	2.39	0.53
1:A:275:GLX:CA	1:A:275:GLX:XE1	2.86	0.53
1:A:7:GLX:XE1	1:A:7:GLX:H	2.22	0.53
1:A:380:ILE:N	1:A:380:ILE:HD12	2.22	0.53
1:A:248:ASN:OD1	1:A:261:GLU:HG2	2.08	0.53
1:A:149:GLX:HB1	1:A:150:PRO:HD3	1.90	0.53
1:A:107:TYR:HA	1:A:110:VAL:CG1	2.39	0.53
1:A:15:LYS:HD2	1:A:90:ARG:HG2	1.90	0.53
1:B:80:LYS:CD	1:B:81:GLY:H	2.22	0.53
1:B:8:LYS:O	1:B:8:LYS:HG3	2.07	0.53
1:A:171:ARG:O	1:A:175:ILE:HD13	2.09	0.53
1:A:236:ASX:XD1	1:A:236:ASX:N	2.66	0.52
1:B:201:MET:HE1	1:B:219:ILE:CD1	2.39	0.52
1:B:94:ASX:XD1	1:B:95:ASN:H	2.22	0.52
1:B:184:ILE:HB	1:B:400:ILE:HG21	1.91	0.52
1:A:15:LYS:HD3	1:A:211:TYR:CZ	2.45	0.52
1:B:147:VAL:O	1:B:151:VAL:HG23	2.10	0.52
1:B:31:LEU:HD13	1:B:45:PHE:HE2	1.73	0.51
1:B:29:ASX:XD1	1:B:32:ARG:NH1	2.73	0.51
1:A:222:GLN:HB2	1:A:227:THR:HG22	1.91	0.51
1:B:121:GLY:HA2	1:B:145:VAL:O	2.10	0.51
1:A:384:ASX:N	1:A:384:ASX:XD1	2.74	0.51
1:B:72:GLX:XE1	1:B:72:GLX:H	2.24	0.51
1:A:11:ASN:ND2	1:B:364:GLU:H	1.99	0.51
1:A:275:GLX:XE1	1:A:279:LYS:HE3	2.41	0.51
1:A:11:ASN:O	1:A:89:ARG:HD3	2.11	0.50
1:A:124:HIS:HB3	1:B:130:ASX:XD1	2.41	0.50
1:A:80:LYS:HE3	1:A:100:ASP:CG	2.31	0.50
1:A:319:PHE:HB3	1:B:80:LYS:HZ3	1.77	0.50
1:A:275:GLX:XE1	1:A:275:GLX:HA	2.42	0.50
1:B:12:GLY:HA3	1:B:89:ARG:HD2	1.94	0.50
1:B:357:GLU:HA	1:B:374:GLU:O	2.12	0.50
1:B:31:LEU:HD21	1:B:54:TYR:CZ	2.47	0.50
1:A:201:MET:CE	1:A:219:ILE:CD1	2.90	0.50
1:B:31:LEU:HD21	1:B:54:TYR:OH	2.12	0.50
1:A:168:GLX:XE2	1:A:171:ARG:NH2	2.70	0.50
1:A:31:LEU:HD11	1:A:54:TYR:CE2	2.47	0.50
1:A:5:GLX:XE2	1:A:102:LYS:CE	2.89	0.50
1:A:31:LEU:HD11	1:A:54:TYR:CZ	2.47	0.50

Continued on next page...

Continued from previous page...

Atom-1	Atom-2	Distance(Å)	Clash(Å)
1:B:10:HIS:HB3	1:B:88:TRP:CD2	2.47	0.49
1:B:88:TRP:CD1	1:B:95:ASN:HB3	2.45	0.49
1:A:380:ILE:HG13	1:A:385:THR:CG2	2.42	0.49
1:A:247:LEU:HD23	1:A:247:LEU:C	2.32	0.49
1:B:262:ARG:NH1	1:B:391:PHE:O	2.46	0.49
1:A:168:GLX:HA	1:A:168:GLX:XE1	2.43	0.49
1:A:114:VAL:O	1:A:114:VAL:CG1	2.60	0.49
1:B:324:SER:HB2	1:B:338:VAL:HB	1.95	0.49
1:B:106:PHE:O	1:B:109:ALA:HB3	2.12	0.49
1:B:110:VAL:O	1:B:114:VAL:HB	2.13	0.49
1:A:49:HIS:CD2	1:A:333:GLY:H	2.31	0.48
1:A:324:SER:HB2	1:A:338:VAL:HB	1.93	0.48
1:B:172:ILE:HD13	1:B:205:ILE:HG12	1.94	0.48
1:A:214:LEU:N	1:A:214:LEU:HD22	2.27	0.48
1:A:272:ALA:O	1:A:275:GLX:HB2	2.14	0.48
1:A:55:SER:HB3	1:A:68:GLX:XE1	2.43	0.48
1:A:112:LYS:HA	1:A:115:LYS:NZ	2.29	0.48
1:B:164:ASX:C	1:B:164:ASX:XD1	2.81	0.48
1:B:333:GLY:O	1:B:334:ARG:CB	2.62	0.48
1:A:239:VAL:CG1	1:A:266:LEU:HD22	2.44	0.48
1:B:86:MET:CE	1:B:90:ARG:HG3	2.44	0.48
1:B:49:HIS:CD2	1:B:333:GLY:H	2.32	0.48
1:A:151:VAL:HG12	1:A:155:ARG:NH1	2.23	0.48
1:A:267:GLX:HA	1:A:267:GLX:XE1	2.43	0.48
1:A:275:GLX:O	1:A:279:LYS:HG3	2.14	0.47
1:B:132:ARG:O	1:B:136:GLX:HG2	2.14	0.47
1:B:23:GLU:HG3	1:B:24:MET:HE2	1.95	0.47
1:A:262:ARG:HD3	1:A:392:PRO:O	2.14	0.47
1:A:195:ILE:HG23	1:B:199:ASX:XD1	2.44	0.47
1:A:44:LEU:HD11	1:A:67:ALA:HB1	1.97	0.47
1:B:130:ASX:XD1	1:B:133:ARG:NH2	2.76	0.47
1:A:333:GLY:O	1:A:334:ARG:CB	2.62	0.47
1:A:119:GLX:XE2	1:A:143:GLU:OE2	2.62	0.47
1:B:191:TYR:CD2	1:B:236:ASX:HA	2.49	0.47
1:B:275:GLX:XE2	1:B:279:LYS:HZ1	2.28	0.47
1:B:191:TYR:HD2	1:B:236:ASX:HA	1.80	0.47
1:B:80:LYS:HG3	1:B:82:ILE:HG22	1.97	0.47
1:A:30:ARG:O	1:A:33:ALA:HB3	2.15	0.47
1:A:184:ILE:HD12	1:A:221:PHE:CZ	2.50	0.47
1:B:97:VAL:HG23	2:B:416:HOH:O	2.15	0.47
1:A:239:VAL:HG12	1:A:266:LEU:CD2	2.44	0.47
1:B:23:GLU:HG3	1:B:24:MET:CE	2.45	0.47

Continued on next page...

Continued from previous page...

Atom-1	Atom-2	Distance(Å)	Clash(Å)
1:B:272:ALA:O	1:B:275:GLX:HB2	2.15	0.46
1:B:147:VAL:C	1:B:150:PRO:HD2	2.35	0.46
1:A:275:GLX:XE2	1:A:279:LYS:NZ	2.78	0.46
1:B:208:ASX:N	1:B:208:ASX:XD2	2.78	0.46
1:A:110:VAL:O	1:A:114:VAL:HG23	2.15	0.46
1:B:215:MET:O	1:B:217:THR:N	2.47	0.46
1:A:323:HIS:HB3	1:A:334:ARG:NH2	2.31	0.46
1:A:88:TRP:HD1	1:A:95:ASN:HB3	1.80	0.46
1:A:132:ARG:HG3	1:B:129:LEU:HD21	1.96	0.46
1:B:274:LEU:O	1:B:278:GLX:HG2	2.15	0.46
1:B:186:ALA:HA	1:B:266:LEU:HD21	1.98	0.46
1:A:266:LEU:CD1	1:A:267:GLX:XE2	2.92	0.46
1:A:267:GLX:HB1	1:A:268:GLX:XE1	2.46	0.46
1:A:383:ASN:O	1:A:384:ASX:HB2	2.16	0.46
1:A:86:MET:CE	1:A:213:GLU:OE2	2.64	0.46
1:B:333:GLY:O	1:B:334:ARG:HB3	2.17	0.45
1:A:275:GLX:XE2	1:A:279:LYS:CE	2.94	0.45
1:A:262:ARG:NH1	1:A:391:PHE:O	2.49	0.45
1:A:380:ILE:HG13	1:A:385:THR:HG22	1.99	0.45
1:B:261:GLU:HB2	1:B:375:HIS:HB2	1.97	0.45
1:A:119:GLX:XE2	1:A:143:GLU:CD	2.85	0.45
1:A:80:LYS:CG	1:A:81:GLY:N	2.79	0.45
1:B:80:LYS:CG	1:B:82:ILE:HG22	2.47	0.45
1:B:180:THR:HG22	1:B:184:ILE:HD11	1.97	0.45
1:B:106:PHE:O	1:B:110:VAL:HG12	2.16	0.45
1:B:101:TRP:N	1:B:101:TRP:CE3	2.84	0.45
1:A:212:VAL:HG22	1:A:213:GLU:N	2.32	0.45
1:B:270:ASX:XD1	1:B:270:ASX:H	2.30	0.45
1:A:138:ALA:O	1:A:139:LEU:HD23	2.17	0.45
1:B:227:THR:O	1:B:371:GLY:HA3	2.17	0.45
1:A:184:ILE:HG22	1:A:266:LEU:HD13	1.98	0.44
1:A:132:ARG:NE	1:A:136:GLX:XE2	2.80	0.44
1:A:149:GLX:HA	1:A:149:GLX:XE1	2.47	0.44
1:A:90:ARG:HB3	1:A:90:ARG:CZ	2.46	0.44
1:B:306:ASX:O	1:B:310:GLX:HG1	2.17	0.44
1:B:24:MET:HE1	1:B:27:ARG:CZ	2.48	0.44
1:A:201:MET:HE1	1:A:219:ILE:CD1	2.48	0.44
1:A:86:MET:HE1	1:A:90:ARG:HG3	2.00	0.44
1:B:366:GLU:OE1	1:B:367:PRO:HD2	2.17	0.44
1:A:44:LEU:HB3	1:A:122:ILE:HG22	2.00	0.44
1:A:247:LEU:O	1:A:261:GLU:HA	2.18	0.44
1:A:132:ARG:NH1	1:A:144:PHE:CD2	2.85	0.44

Continued on next page...

Continued from previous page...

Atom-1	Atom-2	Distance(Å)	Clash(Å)
1:A:240:GLX:C	1:A:266:LEU:HD23	2.38	0.44
1:B:107:TYR:HA	1:B:110:VAL:CG1	2.48	0.44
1:A:383:ASN:OD1	1:A:384:ASX:XD1	2.66	0.44
1:B:65:LYS:HE3	2:B:435:HOH:O	2.18	0.44
1:A:31:LEU:HD21	1:A:54:TYR:OH	2.18	0.43
1:B:152:MET:O	1:B:156:VAL:HG13	2.18	0.43
1:A:10:HIS:CE1	1:A:94:ASX:XD1	3.01	0.43
1:A:275:GLX:CD	1:A:279:LYS:HE3	2.39	0.43
1:B:114:VAL:HG21	1:B:120:ILE:HD13	2.01	0.43
1:A:104:ASP:N	1:A:104:ASP:OD1	2.50	0.43
1:B:80:LYS:CD	1:B:81:GLY:N	2.82	0.43
1:A:97:VAL:HG23	2:A:413:HOH:O	2.16	0.43
1:A:152:MET:O	1:A:156:VAL:HG13	2.18	0.43
1:B:13:GLX:O	1:B:89:ARG:HG2	2.19	0.43
1:A:396:GLU:HB2	1:A:397:HIS:CD2	2.54	0.43
1:B:50:ASN:HD21	1:B:155:ARG:NH1	2.17	0.43
1:B:43:VAL:HG11	1:B:45:PHE:CE2	2.53	0.43
1:B:267:GLX:HB1	1:B:268:GLX:XE1	2.48	0.43
1:B:51:ILE:HD11	1:B:67:ALA:HA	2.01	0.43
1:A:1:ALA:C	1:A:3:MET:N	2.72	0.42
1:A:85:GLY:HA2	2:A:410:HOH:O	2.18	0.42
1:B:171:ARG:HH22	1:B:208:ASX:XD1	2.28	0.42
1:A:171:ARG:HH22	1:A:208:ASX:XD2	2.32	0.42
1:B:218:TRP:CZ3	1:B:329:ASX:XD1	3.02	0.42
1:A:191:TYR:O	1:A:195:ILE:HG13	2.19	0.42
1:B:222:GLN:O	1:B:245:LEU:HA	2.19	0.42
1:A:248:ASN:HB3	1:A:250:PHE:CZ	2.55	0.42
1:B:15:LYS:HD3	1:B:211:TYR:CE2	2.54	0.42
1:B:64:ARG:CD	1:B:80:LYS:HG2	2.49	0.42
1:B:45:PHE:HE1	1:B:151:VAL:HG21	1.84	0.42
2:A:442:HOH:O	1:B:15:LYS:HE2	2.20	0.42
1:B:86:MET:HE1	1:B:90:ARG:HG3	2.02	0.42
1:A:19:PHE:HB3	1:A:24:MET:HE3	2.02	0.42
1:A:94:ASX:XD1	1:A:95:ASN:N	2.80	0.42
1:B:80:LYS:CG	1:B:81:GLY:N	2.82	0.42
1:A:366:GLU:HG3	1:A:367:PRO:HD2	2.00	0.42
1:A:8:LYS:NZ	1:A:94:ASX:XD2	2.83	0.42
1:B:90:ARG:HB3	1:B:90:ARG:HH11	1.83	0.42
1:B:391:PHE:HA	1:B:392:PRO:HD3	1.93	0.42
1:B:90:ARG:HB3	1:B:90:ARG:CZ	2.49	0.42
1:A:319:PHE:HB3	1:B:80:LYS:NZ	2.34	0.42
1:A:362:ASX:HA	1:A:363:PRO:HD3	1.80	0.42

Continued on next page...

Continued from previous page...

Atom-1	Atom-2	Distance(Å)	Clash(Å)
1:B:283:VAL:HG21	1:B:308:TYR:CE1	2.55	0.42
1:B:40:ILE:CD1	1:B:119:GLX:XE1	2.97	0.41
1:A:191:TYR:HA	1:A:234:VAL:HG11	2.02	0.41
1:B:28:GLX:O	1:B:32:ARG:HG3	2.19	0.41
1:A:214:LEU:HA	2:A:417:HOH:O	2.20	0.41
1:A:401:LYS:HE3	1:A:401:LYS:HB3	1.91	0.41
1:A:232:ASN:HA	1:A:233:PRO:HD3	1.88	0.41
1:A:184:ILE:HD11	1:A:221:PHE:CE1	2.56	0.41
1:B:26:ARG:HH11	1:B:30:ARG:HH21	1.68	0.41
1:A:147:VAL:C	1:A:150:PRO:HD2	2.41	0.41
1:A:4:ILE:HD12	1:A:7:GLX:XE2	2.50	0.41
1:B:322:GLY:H	1:B:340:LEU:HB2	1.86	0.41
1:A:5:GLX:XE2	1:A:102:LYS:HZ2	2.34	0.41
1:B:107:TYR:HA	1:B:110:VAL:HG13	2.03	0.41
1:A:130:ASX:XD1	1:A:133:ARG:NH1	2.79	0.41
1:B:132:ARG:CZ	1:B:136:GLX:XE2	2.99	0.41
1:A:218:TRP:CZ3	1:A:329:ASX:XD1	3.04	0.41
1:B:31:LEU:HD11	1:B:54:TYR:CE1	2.56	0.41
1:B:209:PHE:HB2	1:B:212:VAL:HB	2.03	0.41
1:A:261:GLU:HB2	1:A:375:HIS:HB2	2.01	0.41
1:B:45:PHE:CE1	1:B:151:VAL:HG21	2.56	0.41
1:A:50:ASN:HD21	1:A:155:ARG:NH1	2.19	0.41
1:A:86:MET:HE2	1:A:213:GLU:OE2	2.20	0.41
1:A:86:MET:HE2	1:A:90:ARG:HG3	2.03	0.41
1:A:217:THR:HG23	1:A:251:PRO:HA	2.02	0.41
2:A:416:HOH:O	1:B:215:MET:HG2	2.21	0.41
1:B:321:TYR:HB2	1:B:340:LEU:HB3	2.03	0.41
1:A:15:LYS:HD3	1:A:211:TYR:OH	2.21	0.41
1:A:391:PHE:HA	1:A:392:PRO:HD3	1.92	0.41
1:B:345:GLX:H	1:B:345:GLX:HG1	1.61	0.41
1:A:214:LEU:H	1:A:214:LEU:HD22	1.85	0.40
1:B:240:GLX:O	1:B:266:LEU:HD23	2.22	0.40
1:A:209:PHE:HB2	1:A:212:VAL:HB	2.03	0.40
1:A:88:TRP:CD1	1:A:95:ASN:HB3	2.56	0.40
1:B:24:MET:CE	1:B:27:ARG:CZ	2.99	0.40
1:A:263:THR:O	1:A:264:LEU:HD23	2.22	0.40
1:A:61:TYR:HB3	1:B:330:HIS:O	2.21	0.40
1:B:378:LEU:N	1:B:378:LEU:HD12	2.37	0.40
1:B:214:LEU:HA	2:B:407:HOH:O	2.20	0.40
1:A:175:ILE:N	1:A:175:ILE:HD12	2.36	0.40
1:B:49:HIS:CD2	1:B:333:GLY:HA2	2.56	0.40
1:A:101:TRP:N	1:A:101:TRP:CE3	2.90	0.40

Continued on next page...

Continued from previous page...

Atom-1	Atom-2	Distance(Å)	Clash(Å)
1:A:203:ARG:NH1	1:B:192:GLU:OE1	2.54	0.40
1:B:270:ASX:XD2	1:B:273:SER:N	2.71	0.40
1:A:102:LYS:HB2	1:A:105:ASN:OD1	2.21	0.40

There are no symmetry-related clashes.

5.3 Torsion angles

5.3.1 Protein backbone ⓘ

In the following table, the Percentiles column shows the percent Ramachandran outliers of the chain as a percentile score with respect to all X-ray entries followed by that with respect to entries of similar resolution. The Analysed column shows the number of residues for which the backbone conformation was analysed, and the total number of residues.

Mol	Chain	Analysed	Favoured	Allowed	Outliers	Percentiles	
1	A	363/402 (90%)	347 (96%)	13 (4%)	3 (1%)	27	58
1	B	363/402 (90%)	353 (97%)	7 (2%)	3 (1%)	27	58
All	All	726/804 (90%)	700 (96%)	20 (3%)	6 (1%)	27	58

All (6) Ramachandran outliers are listed below:

Mol	Chain	Res	Type
1	A	216	ASP
1	B	140	PRO
1	B	216	ASP
1	A	334	ARG
1	B	334	ARG
1	A	2	ALA

5.3.2 Protein sidechains ⓘ

In the following table, the Percentiles column shows the percent sidechain outliers of the chain as a percentile score with respect to all X-ray entries followed by that with respect to entries of similar resolution. The Analysed column shows the number of residues for which the sidechain conformation was analysed, and the total number of residues.

Mol	Chain	Analysed	Rotameric	Outliers	Percentiles	
1	A	301/301 (100%)	296 (98%)	5 (2%)	73	94

Continued on next page...

Continued from previous page...

Mol	Chain	Analysed	Rotameric	Outliers	Percentiles	
1	B	301/301 (100%)	288 (96%)	13 (4%)	40	72
All	All	602/602 (100%)	584 (97%)	18 (3%)	53	84

All (18) residues with a non-rotameric sidechain are listed below:

Mol	Chain	Res	Type
1	A	4	ILE
1	A	9	TYR
1	A	17	THR
1	A	132	ARG
1	A	262	ARG
1	B	4	ILE
1	B	9	TYR
1	B	17	THR
1	B	62	PHE
1	B	90	ARG
1	B	110	VAL
1	B	114	VAL
1	B	132	ARG
1	B	140	PRO
1	B	262	ARG
1	B	318	THR
1	B	328	LEU
1	B	349	GLU

Some sidechains can be flipped to improve hydrogen bonding and reduce clashes. All (9) such sidechains are listed below:

Mol	Chain	Res	Type
1	A	11	ASN
1	A	49	HIS
1	A	50	ASN
1	A	305	ASN
1	A	397	HIS
1	B	49	HIS
1	B	50	ASN
1	B	124	HIS
1	B	305	ASN

5.3.3 RNA ⓘ

There are no RNA chains in this entry.

5.4 Non-standard residues in protein, DNA, RNA chains ⓘ

There are no non-standard protein/DNA/RNA residues in this entry.

5.5 Carbohydrates ⓘ

There are no carbohydrates in this entry.

5.6 Ligand geometry ⓘ

There are no ligands in this entry.

5.7 Other polymers ⓘ

There are no such residues in this entry.

5.8 Polymer linkage issues

There are no chain breaks in this entry.

6 Fit of model and data ⓘ

6.1 Protein, DNA and RNA chains ⓘ

EDS failed to run properly - this section will therefore be empty.

6.2 Non-standard residues in protein, DNA, RNA chains ⓘ

EDS failed to run properly - this section will therefore be empty.

6.3 Carbohydrates ⓘ

EDS failed to run properly - this section will therefore be empty.

6.4 Ligands ⓘ

EDS failed to run properly - this section will therefore be empty.

6.5 Other polymers ⓘ

EDS failed to run properly - this section will therefore be empty.