



wwPDB X-ray Structure Validation Summary Report

Oct 17, 2014 – 08:53 AM EDT

PDB ID : 4M6V
Title : Structure of the carboxyl transferase domain from *Rhizobium etli* pyruvate carboxylase with pyruvate and biocytin
Authors : Lietzan, A.D.; St. Maurice, M.
Deposited on : 2013-08-11
Resolution : 2.40 Å(reported)

This is a wwPDB validation summary report for a publicly released PDB entry.
We welcome your comments at validation@mail.wwpdb.org
A user guide is available at <http://wwpdb.org/ValidationPDFNotes.html>

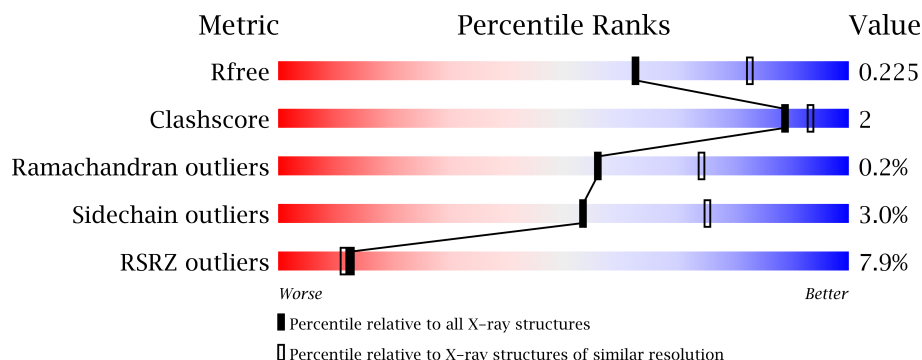
The following versions of software and data (see [references](#)) were used in the production of this report:

MolProbity : 4.02b-467
Mogul : 1.16 November 2013
Xtriage (Phenix) : dev-1439
EDS : stable23828
Percentile statistics : 21963
Refmac : 5.8.0049
CCP4 : 6.3.0 (Settle)
Ideal geometry (proteins) : Engh & Huber (2001)
Ideal geometry (DNA, RNA) : Parkinson et. al. (1996)
Validation Pipeline (wwPDB-VP) : stable23828

1 Overall quality at a glance

The reported resolution of this entry is 2.40 Å.

Percentile scores (ranging between 0-100) for global validation metrics of the entry are shown in the following graphic. The table shows the number of entries on which the scores are based.



Metric	Whole archive (#Entries)	Similar resolution (#Entries, resolution range(Å))
R_{free}	66092	2207 (2.40-2.40)
Clashscore	79885	2789 (2.40-2.40)
Ramachandran outliers	78287	2736 (2.40-2.40)
Sidechain outliers	78261	2737 (2.40-2.40)
RSRZ outliers	66119	2210 (2.40-2.40)

The table below summarises the geometric issues observed across the polymeric chains and their fit to the electron density. The red, orange, yellow and green segments on the lower bar indicate the fraction of residues that contain outliers for ≥ 3 , 2, 1 and 0 types of geometric quality criteria. The upper red bar (where present) indicates the fraction of residues that have poor fit to the electron density.

Mol	Chain	Length	Quality of chain
1	A	632	
1	B	632	
1	C	632	
1	D	632	

The following table lists non-polymeric compounds that are outliers for geometric or electron-density-fit criteria:

Mol	Type	Chain	Res	Geometry	Electron density
7	GOL	B	1101	-	X

2 Entry composition

There are 8 unique types of molecules in this entry. The entry contains 18461 atoms, of which 0 are hydrogen and 0 are deuterium.

In the tables below, the ZeroOcc column contains the number of atoms modelled with zero occupancy, the AltConf column contains the number of residues with at least one atom in alternate conformation and the Trace column contains the number of residues modelled with at most 2 atoms.

- Molecule 1 is a protein called PYRUVATE CARBOXYLASE.

Mol	Chain	Residues	Atoms					ZeroOcc	AltConf	Trace
1	A	597	Total	C	N	O	S	0	2	0
			4564	2901	769	871	23			
1	B	593	Total	C	N	O	S	0	2	0
			4435	2822	742	848	23			
1	C	596	Total	C	N	O	S	0	3	0
			4491	2859	750	859	23			
1	D	593	Total	C	N	O	S	0	2	0
			4404	2801	739	841	23			

There are 116 discrepancies between the modelled and reference sequences:

Chain	Residue	Modelled	Actual	Comment	Reference
A	436	MET	-	EXPRESSION TAG	UNP Q2K340
A	437	GLY	-	EXPRESSION TAG	UNP Q2K340
A	438	SER	-	EXPRESSION TAG	UNP Q2K340
A	439	SER	-	EXPRESSION TAG	UNP Q2K340
A	440	HIS	-	EXPRESSION TAG	UNP Q2K340
A	441	HIS	-	EXPRESSION TAG	UNP Q2K340
A	442	HIS	-	EXPRESSION TAG	UNP Q2K340
A	443	HIS	-	EXPRESSION TAG	UNP Q2K340
A	444	HIS	-	EXPRESSION TAG	UNP Q2K340
A	445	HIS	-	EXPRESSION TAG	UNP Q2K340
A	446	HIS	-	EXPRESSION TAG	UNP Q2K340
A	447	HIS	-	EXPRESSION TAG	UNP Q2K340
A	448	ASP	-	EXPRESSION TAG	UNP Q2K340
A	449	TYR	-	EXPRESSION TAG	UNP Q2K340
A	450	ASP	-	EXPRESSION TAG	UNP Q2K340
A	451	ILE	-	EXPRESSION TAG	UNP Q2K340
A	452	PRO	-	EXPRESSION TAG	UNP Q2K340
A	453	THR	-	EXPRESSION TAG	UNP Q2K340
A	454	SER	-	EXPRESSION TAG	UNP Q2K340
A	455	GLU	-	EXPRESSION TAG	UNP Q2K340
A	456	ASN	-	EXPRESSION TAG	UNP Q2K340

Continued on next page...

Continued from previous page...

Chain	Residue	Modelled	Actual	Comment	Reference
A	457	LEU	-	EXPRESSION TAG	UNP Q2K340
A	458	TYR	-	EXPRESSION TAG	UNP Q2K340
A	459	PHE	-	EXPRESSION TAG	UNP Q2K340
A	460	GLN	-	EXPRESSION TAG	UNP Q2K340
A	461	GLY	-	EXPRESSION TAG	UNP Q2K340
A	462	LEU	-	EXPRESSION TAG	UNP Q2K340
A	463	LEU	-	EXPRESSION TAG	UNP Q2K340
A	464	HIS	-	EXPRESSION TAG	UNP Q2K340
B	436	MET	-	EXPRESSION TAG	UNP Q2K340
B	437	GLY	-	EXPRESSION TAG	UNP Q2K340
B	438	SER	-	EXPRESSION TAG	UNP Q2K340
B	439	SER	-	EXPRESSION TAG	UNP Q2K340
B	440	HIS	-	EXPRESSION TAG	UNP Q2K340
B	441	HIS	-	EXPRESSION TAG	UNP Q2K340
B	442	HIS	-	EXPRESSION TAG	UNP Q2K340
B	443	HIS	-	EXPRESSION TAG	UNP Q2K340
B	444	HIS	-	EXPRESSION TAG	UNP Q2K340
B	445	HIS	-	EXPRESSION TAG	UNP Q2K340
B	446	HIS	-	EXPRESSION TAG	UNP Q2K340
B	447	HIS	-	EXPRESSION TAG	UNP Q2K340
B	448	ASP	-	EXPRESSION TAG	UNP Q2K340
B	449	TYR	-	EXPRESSION TAG	UNP Q2K340
B	450	ASP	-	EXPRESSION TAG	UNP Q2K340
B	451	ILE	-	EXPRESSION TAG	UNP Q2K340
B	452	PRO	-	EXPRESSION TAG	UNP Q2K340
B	453	THR	-	EXPRESSION TAG	UNP Q2K340
B	454	SER	-	EXPRESSION TAG	UNP Q2K340
B	455	GLU	-	EXPRESSION TAG	UNP Q2K340
B	456	ASN	-	EXPRESSION TAG	UNP Q2K340
B	457	LEU	-	EXPRESSION TAG	UNP Q2K340
B	458	TYR	-	EXPRESSION TAG	UNP Q2K340
B	459	PHE	-	EXPRESSION TAG	UNP Q2K340
B	460	GLN	-	EXPRESSION TAG	UNP Q2K340
B	461	GLY	-	EXPRESSION TAG	UNP Q2K340
B	462	LEU	-	EXPRESSION TAG	UNP Q2K340
B	463	LEU	-	EXPRESSION TAG	UNP Q2K340
B	464	HIS	-	EXPRESSION TAG	UNP Q2K340
C	436	MET	-	EXPRESSION TAG	UNP Q2K340
C	437	GLY	-	EXPRESSION TAG	UNP Q2K340
C	438	SER	-	EXPRESSION TAG	UNP Q2K340
C	439	SER	-	EXPRESSION TAG	UNP Q2K340
C	440	HIS	-	EXPRESSION TAG	UNP Q2K340

Continued on next page...

Continued from previous page...

Chain	Residue	Modelled	Actual	Comment	Reference
C	441	HIS	-	EXPRESSION TAG	UNP Q2K340
C	442	HIS	-	EXPRESSION TAG	UNP Q2K340
C	443	HIS	-	EXPRESSION TAG	UNP Q2K340
C	444	HIS	-	EXPRESSION TAG	UNP Q2K340
C	445	HIS	-	EXPRESSION TAG	UNP Q2K340
C	446	HIS	-	EXPRESSION TAG	UNP Q2K340
C	447	HIS	-	EXPRESSION TAG	UNP Q2K340
C	448	ASP	-	EXPRESSION TAG	UNP Q2K340
C	449	TYR	-	EXPRESSION TAG	UNP Q2K340
C	450	ASP	-	EXPRESSION TAG	UNP Q2K340
C	451	ILE	-	EXPRESSION TAG	UNP Q2K340
C	452	PRO	-	EXPRESSION TAG	UNP Q2K340
C	453	THR	-	EXPRESSION TAG	UNP Q2K340
C	454	SER	-	EXPRESSION TAG	UNP Q2K340
C	455	GLU	-	EXPRESSION TAG	UNP Q2K340
C	456	ASN	-	EXPRESSION TAG	UNP Q2K340
C	457	LEU	-	EXPRESSION TAG	UNP Q2K340
C	458	TYR	-	EXPRESSION TAG	UNP Q2K340
C	459	PHE	-	EXPRESSION TAG	UNP Q2K340
C	460	GLN	-	EXPRESSION TAG	UNP Q2K340
C	461	GLY	-	EXPRESSION TAG	UNP Q2K340
C	462	LEU	-	EXPRESSION TAG	UNP Q2K340
C	463	LEU	-	EXPRESSION TAG	UNP Q2K340
C	464	HIS	-	EXPRESSION TAG	UNP Q2K340
D	436	MET	-	EXPRESSION TAG	UNP Q2K340
D	437	GLY	-	EXPRESSION TAG	UNP Q2K340
D	438	SER	-	EXPRESSION TAG	UNP Q2K340
D	439	SER	-	EXPRESSION TAG	UNP Q2K340
D	440	HIS	-	EXPRESSION TAG	UNP Q2K340
D	441	HIS	-	EXPRESSION TAG	UNP Q2K340
D	442	HIS	-	EXPRESSION TAG	UNP Q2K340
D	443	HIS	-	EXPRESSION TAG	UNP Q2K340
D	444	HIS	-	EXPRESSION TAG	UNP Q2K340
D	445	HIS	-	EXPRESSION TAG	UNP Q2K340
D	446	HIS	-	EXPRESSION TAG	UNP Q2K340
D	447	HIS	-	EXPRESSION TAG	UNP Q2K340
D	448	ASP	-	EXPRESSION TAG	UNP Q2K340
D	449	TYR	-	EXPRESSION TAG	UNP Q2K340
D	450	ASP	-	EXPRESSION TAG	UNP Q2K340
D	451	ILE	-	EXPRESSION TAG	UNP Q2K340
D	452	PRO	-	EXPRESSION TAG	UNP Q2K340
D	453	THR	-	EXPRESSION TAG	UNP Q2K340

Continued on next page...

Continued from previous page...

Chain	Residue	Modelled	Actual	Comment	Reference
D	454	SER	-	EXPRESSION TAG	UNP Q2K340
D	455	GLU	-	EXPRESSION TAG	UNP Q2K340
D	456	ASN	-	EXPRESSION TAG	UNP Q2K340
D	457	LEU	-	EXPRESSION TAG	UNP Q2K340
D	458	TYR	-	EXPRESSION TAG	UNP Q2K340
D	459	PHE	-	EXPRESSION TAG	UNP Q2K340
D	460	GLN	-	EXPRESSION TAG	UNP Q2K340
D	461	GLY	-	EXPRESSION TAG	UNP Q2K340
D	462	LEU	-	EXPRESSION TAG	UNP Q2K340
D	463	LEU	-	EXPRESSION TAG	UNP Q2K340
D	464	HIS	-	EXPRESSION TAG	UNP Q2K340

- Molecule 2 is ZINC ION (three-letter code: ZN) (formula: Zn).

Mol	Chain	Residues	Atoms	ZeroOcc	AltConf
2	B	1	Total Zn 1 1	0	0
2	A	1	Total Zn 1 1	0	0
2	D	1	Total Zn 1 1	0	0
2	C	1	Total Zn 1 1	0	0

- Molecule 3 is MAGNESIUM ION (three-letter code: MG) (formula: Mg).

Mol	Chain	Residues	Atoms	ZeroOcc	AltConf
3	B	1	Total Mg 1 1	0	0
3	A	1	Total Mg 1 1	0	0
3	D	1	Total Mg 1 1	0	0
3	C	1	Total Mg 1 1	0	0

- Molecule 4 is CHLORIDE ION (three-letter code: CL) (formula: Cl).

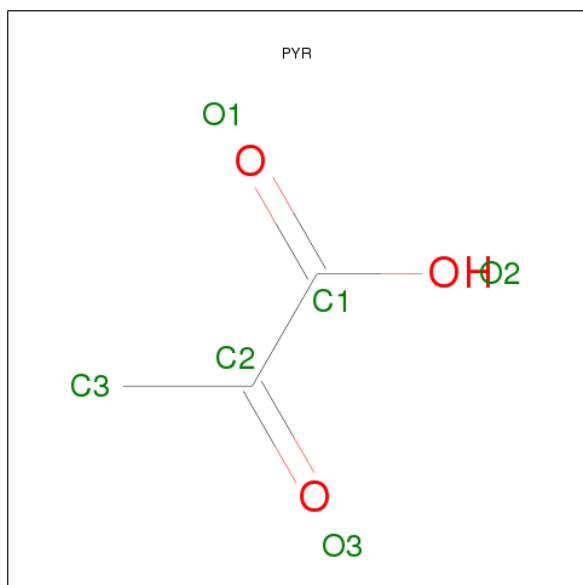
Mol	Chain	Residues	Atoms	ZeroOcc	AltConf
4	B	1	Total Cl 1 1	0	0

Continued on next page...

Continued from previous page...

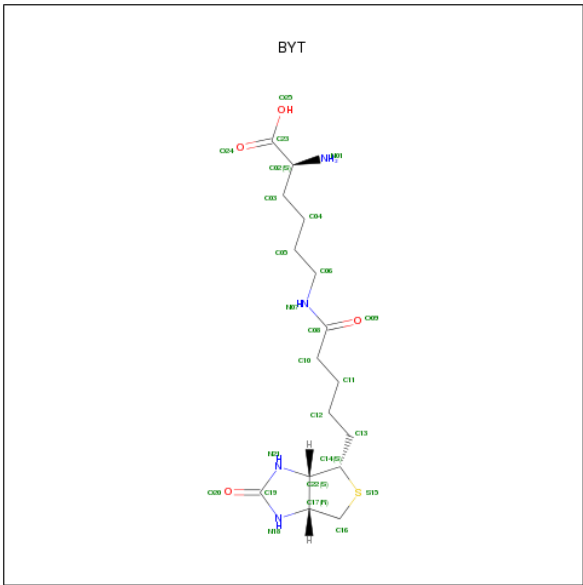
Mol	Chain	Residues	Atoms		ZeroOcc	AltConf
4	A	1	Total	Cl	0	0
			1	1		
4	D	1	Total	Cl	0	0
			1	1		
4	C	1	Total	Cl	0	0
			1	1		

- Molecule 5 is PYRUVIC ACID (three-letter code: PYR) (formula: $C_3H_4O_3$).



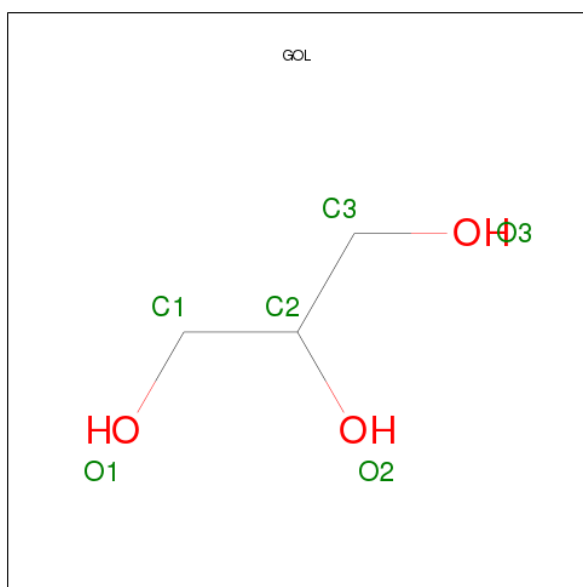
Mol	Chain	Residues	Atoms			ZeroOcc	AltConf
5	A	1	Total	C	O	0	0
			6	3	3		
5	B	1	Total	C	O	0	0
			6	3	3		
5	C	1	Total	C	O	0	0
			6	3	3		
5	D	1	Total	C	O	0	0
			6	3	3		

- Molecule 6 is BIOCYTIN (three-letter code: BYT) (formula: $C_{16}H_{28}N_4O_4S$).



Mol	Chain	Residues	Atoms					ZeroOcc	AltConf
6	A	1	Total	C	N	O	S	0	0
			25	16	4	4	1		
6	A	1	Total	C	N	O	S	0	0
			18	12	3	2	1		
6	B	1	Total	C	N	O	S	0	0
			25	16	4	4	1		
6	B	1	Total	C	N	O	S	0	0
			14	10	2	1	1		
6	C	1	Total	C	N	O	S	0	0
			25	16	4	4	1		
6	C	1	Total	C	N	O	S	0	0
			16	10	3	2	1		
6	D	1	Total	C	N	O	S	0	0
			25	16	4	4	1		
6	D	1	Total	C	N	O	S	0	0
			10	6	2	1	1		

- Molecule 7 is GLYCEROL (three-letter code: GOL) (formula: C₃H₈O₃).



Mol	Chain	Residues	Atoms			ZeroOcc	AltConf
7	B	1	Total	C	O	0	0
			6	3	3		
7	C	1	Total	C	O	0	0
			6	3	3		

- Molecule 8 is water.

Mol	Chain	Residues	Atoms		ZeroOcc	AltConf
8	A	143	Total	O	0	0
			143	143		
8	B	85	Total	O	0	0
			85	85		
8	C	77	Total	O	0	0
			77	77		
8	D	56	Total	O	0	0
			56	56		

4 Data and refinement statistics

Property	Value	Source
Space group	P 21 21 21	Depositor
Cell constants a, b, c, α , β , γ	84.64Å 157.83Å 244.95Å 90.00° 90.00° 90.00°	Depositor
Resolution (Å)	49.66 – 2.40 49.61 – 2.40	Depositor EDS
% Data completeness (in resolution range)	99.6 (49.66-2.40) 99.6 (49.61-2.40)	Depositor EDS
R_{merge}	0.07	Depositor
R_{sym}	(Not available)	Depositor
$\langle I/\sigma(I) \rangle$ ¹	5.57 (at 2.39Å)	Xtriage
Refinement program	REFMAC 5.7.0032	Depositor
R, R_{free}	0.184 , 0.223 0.190 , 0.225	Depositor DCC
R_{free} test set	6448 reflections (5.30%)	DCC
Wilson B-factor (Å ²)	49.7	Xtriage
Anisotropy	0.083	Xtriage
Bulk solvent k_{sol} (e/Å ³), B_{sol} (Å ²)	0.32 , 38.7	EDS
Estimated twinning fraction	No twinning to report.	Xtriage
L-test for twinning	$\langle L \rangle = 0.51$, $\langle L^2 \rangle = 0.34$	Xtriage
Outliers	0 of 128194 reflections	Xtriage
F_o, F_c correlation	0.96	EDS
Total number of atoms	18461	wwPDB-VP
Average B, all atoms (Å ²)	64.0	wwPDB-VP

Xtriage's analysis on translational NCS is as follows: *The largest off-origin peak in the Patterson function is 2.39% of the height of the origin peak. No significant pseudotranslation is detected.*

¹Intensities estimated from amplitudes.

5 Model quality i

5.1 Standard geometry i

Bond lengths and bond angles in the following residue types are not validated in this section: GOL, MG, PYR, CL, BYT, ZN, KCX

The Z score for a bond length (or angle) is the number of standard deviations the observed value is removed from the expected value. A bond length (or angle) with $|Z| > 5$ is considered an outlier worth inspection. RMSZ is the root-mean-square of all Z scores of the bond lengths (or angles).

Mol	Chain	Bond lengths		Bond angles	
		RMSZ	$\# Z > 5$	RMSZ	$\# Z > 5$
1	A	0.64	0/4655	0.75	5/6330 (0.1%)
1	B	0.55	0/4524	0.69	4/6166 (0.1%)
1	C	0.52	0/4585	0.68	2/6246 (0.0%)
1	D	0.45	0/4493	0.61	0/6134
All	All	0.54	0/18257	0.69	11/24876 (0.0%)

Chiral center outliers are detected by calculating the chiral volume of a chiral center and verifying if the center is modelled as a planar moiety or with the opposite hand. A planarity outlier is detected by checking planarity of atoms in a peptide group, atoms in a mainchain group or atoms of a sidechain that are expected to be planar.

Mol	Chain	#Chirality outliers	#Planarity outliers
1	C	0	1

There are no bond length outliers.

The worst 5 of 11 bond angle outliers are listed below:

Mol	Chain	Res	Type	Atoms	Z	Observed(°)	Ideal(°)
1	B	775	ASP	CB-CG-OD1	7.04	124.64	118.30
1	B	737	ARG	NE-CZ-NH1	-6.96	116.82	120.30
1	B	809	ARG	NE-CZ-NH1	6.32	123.46	120.30
1	A	951	ARG	NE-CZ-NH1	-6.19	117.21	120.30
1	A	750	ASP	CB-CG-OD1	6.00	123.70	118.30

There are no chirality outliers.

All (1) planarity outliers are listed below:

Mol	Chain	Res	Type	Group
1	C	1029	GLY	Peptide

5.2 Close contacts ⓘ

In the following table, the Non-H and H(model) columns list the number of non-hydrogen atoms and hydrogen atoms in the chain respectively. The H(added) column lists the number of hydrogens added by MolProbity. The Clashes column lists the number of clashes within the asymmetric unit, and the number in parentheses is this value normalized per 1000 atoms of the molecule in the chain. The Symm-Clashes column gives symmetry related clashes, in the same way as for the Clashes column.

Mol	Chain	Non-H	H(model)	H(added)	Clashes	Symm-Clashes
1	A	4564	0	4461	33	0
1	B	4435	0	4224	16	0
1	C	4491	0	4302	19	0
1	D	4404	0	4180	16	0
2	A	1	0	0	0	0
2	B	1	0	0	0	0
2	C	1	0	0	0	0
2	D	1	0	0	0	0
3	A	1	0	0	0	0
3	B	1	0	0	0	0
3	C	1	0	0	0	0
3	D	1	0	0	0	0
4	A	1	0	0	0	0
4	B	1	0	0	0	0
4	C	1	0	0	0	0
4	D	1	0	0	0	0
5	A	6	0	3	0	0
5	B	6	0	3	0	0
5	C	6	0	3	0	0
5	D	6	0	3	0	0
6	A	43	0	0	3	0
6	B	39	0	0	0	0
6	C	41	0	0	3	0
6	D	35	0	0	1	0
7	B	6	0	8	3	0
7	C	6	0	8	0	0
8	A	143	0	0	7	0
8	B	85	0	0	2	0
8	C	77	0	0	0	0
8	D	56	0	0	2	0
All	All	18461	0	17195	81	0

Clashscore is defined as the number of clashes calculated for the entry per 1000 atoms (including hydrogens) of the entry. The overall clashscore for this entry is 2.

The worst 5 of 81 close contacts within the same asymmetric unit are listed below.

Atom-1	Atom-2	Distance(Å)	Clash(Å)
1:A:472:ARG:HB3	1:A:1026:ILE:HD11	1.57	0.86
1:A:1060:ARG:NH1	1:C:1037:GLN:OE1	2.10	0.84
1:B:577:ASN:HB2	8:B:1229:HOH:O	1.81	0.79
1:C:500:ASN:HD22	1:C:501:ALA:H	1.29	0.79
1:A:850:GLU:HG2	8:A:1322:HOH:O	1.87	0.74

There are no symmetry-related clashes.

5.3 Torsion angles

5.3.1 Protein backbone ⓘ

In the following table, the Percentiles column shows the percent Ramachandran outliers of the chain as a percentile score with respect to all X-ray entries followed by that with respect to entries of similar resolution.

The Analysed column shows the number of residues for which the backbone conformation was analysed, and the total number of residues.

Mol	Chain	Analysed	Favoured	Allowed	Outliers	Percentiles	
1	A	596/632 (94%)	583 (98%)	11 (2%)	2 (0%)	50	68
1	B	588/632 (93%)	574 (98%)	14 (2%)	0	100	100
1	C	594/632 (94%)	579 (98%)	14 (2%)	1 (0%)	56	74
1	D	588/632 (93%)	570 (97%)	17 (3%)	1 (0%)	56	74
All	All	2366/2528 (94%)	2306 (98%)	56 (2%)	4 (0%)	56	74

All (4) Ramachandran outliers are listed below:

Mol	Chain	Res	Type
1	A	501	ALA
1	A	625	GLY
1	C	501	ALA
1	D	501	ALA

5.3.2 Protein sidechains ⓘ

In the following table, the Percentiles column shows the percent sidechain outliers of the chain as a percentile score with respect to all X-ray entries followed by that with respect to entries of similar resolution. The Analysed column shows the number of residues for which the sidechain conformation was analysed, and the total number of residues.

Mol	Chain	Analysed	Rotameric	Outliers	Percentiles	
1	A	468/519 (90%)	454 (97%)	14 (3%)	53	75
1	B	438/519 (84%)	426 (97%)	12 (3%)	57	78
1	C	448/519 (86%)	433 (97%)	15 (3%)	50	71
1	D	435/519 (84%)	423 (97%)	12 (3%)	56	77
All	All	1789/2076 (86%)	1736 (97%)	53 (3%)	53	75

5 of 53 residues with a non-rotameric sidechain are listed below:

Mol	Chain	Res	Type
1	B	899	ASP
1	C	557	THR
1	D	854	SER
1	B	926	LEU
1	C	476	LEU

Some sidechains can be flipped to improve hydrogen bonding and reduce clashes. 5 of 20 such sidechains are listed below:

Mol	Chain	Res	Type
1	B	783	GLN
1	B	928	GLN
1	C	938	GLN
1	B	486	ASN
1	B	624	ASN

5.3.3 RNA ⓘ

There are no RNA chains in this entry.

5.4 Non-standard residues in protein, DNA, RNA chains ⓘ

4 non-standard protein/DNA/RNA residues are modelled in this entry.

In the following table, the Counts columns list the number of bonds (or angles) for which Mogul statistics could be retrieved, the number of bonds (or angles) that are observed in the model and the number of bonds (or angles) that are defined in the chemical component dictionary. The Link column lists molecule types, if any, to which the group is linked. The Z score for a bond length (or angle) is the number of standard deviations the observed value is removed from the expected value. A bond length (or angle) with $|Z| > 2$ is considered an outlier worth inspection. RMSZ is the root-mean-square of all Z scores of the bond lengths (or angles).

Mol	Type	Chain	Res	Link	Bond lengths			Bond angles		
					Counts	RMSZ	# Z > 2	Counts	RMSZ	# Z > 2
1	KCX	A	718	1,2	11,11,12	5.48	1 (9%)	10,12,14	3.09	2 (20%)
1	KCX	B	718	1,2	11,11,12	4.86	1 (9%)	10,12,14	3.26	1 (10%)
1	KCX	C	718	1,2	11,11,12	5.32	1 (9%)	10,12,14	2.74	2 (20%)
1	KCX	D	718	1,2	11,11,12	5.34	1 (9%)	10,12,14	3.70	5 (50%)

In the following table, the Chirals column lists the number of chiral outliers, the number of chiral centers analysed, the number of these observed in the model and the number defined in the chemical component dictionary. Similar counts are reported in the Torsion and Rings columns. '-' means no outliers of that kind were identified.

Mol	Type	Chain	Res	Link	Chirals	Torsions	Rings
1	KCX	A	718	1,2	-	0/8/10/12	0/0/0/0
1	KCX	B	718	1,2	-	0/8/10/12	0/0/0/0
1	KCX	C	718	1,2	-	0/8/10/12	0/0/0/0
1	KCX	D	718	1,2	-	0/8/10/12	0/0/0/0

All (4) bond length outliers are listed below:

Mol	Chain	Res	Type	Atoms	Z	Observed(Å)	Ideal(Å)
1	A	718	KCX	O-C	18.07	1.23	1.11
1	D	718	KCX	O-C	17.55	1.23	1.11
1	C	718	KCX	O-C	17.55	1.23	1.11
1	B	718	KCX	O-C	15.96	1.22	1.11

The worst 5 of 10 bond angle outliers are listed below:

Mol	Chain	Res	Type	Atoms	Z	Observed(°)	Ideal(°)
1	B	718	KCX	C-CA-N	-10.06	103.78	113.83
1	A	718	KCX	C-CA-N	-8.23	105.61	113.83
1	C	718	KCX	C-CA-N	-8.14	105.69	113.83
1	D	718	KCX	C-CA-N	-8.12	105.72	113.83
1	D	718	KCX	OQ2-CX-NZ	5.48	123.92	116.18

There are no chirality outliers.

There are no torsion outliers.

There are no ring outliers.

5.5 Carbohydrates ⓘ

There are no carbohydrates in this entry.

5.6 Ligand geometry ⓘ

Of 26 ligands modelled in this entry, 12 are monoatomic - leaving 14 for Mogul analysis.

In the following table, the Counts columns list the number of bonds (or angles) for which Mogul statistics could be retrieved, the number of bonds (or angles) that are observed in the model and the number of bonds (or angles) that are defined in the chemical component dictionary. The Link column lists molecule types, if any, to which the group is linked. The Z score for a bond length (or angle) is the number of standard deviations the observed value is removed from the expected value. A bond length (or angle) with $|Z| > 2$ is considered an outlier worth inspection. RMSZ is the root-mean-square of all Z scores of the bond lengths (or angles).

Mol	Type	Chain	Res	Link	Bond lengths			Bond angles		
					Counts	RMSZ	# Z > 2	Counts	RMSZ	# Z > 2
5	PYR	A	1104	-	5,5,5	1.26	1 (20%)	6,6,6	1.21	1 (16%)
6	BYT	A	1105	-	26,26,26	2.65	7 (26%)	34,34,34	4.84	12 (35%)
6	BYT	A	1106	-	19,19,26	3.87	10 (52%)	24,25,34	6.29	12 (50%)
7	GOL	B	1101	-	5,5,5	0.42	0	5,5,5	0.97	0
5	PYR	B	1105	-	5,5,5	1.25	1 (20%)	6,6,6	0.72	0
6	BYT	B	1106	-	26,26,26	2.86	8 (30%)	34,34,34	5.91	11 (32%)
6	BYT	B	1107	-	14,15,26	4.20	7 (50%)	19,20,34	7.76	11 (57%)
7	GOL	C	1102	-	5,5,5	0.16	0	5,5,5	0.38	0
5	PYR	C	1105	-	5,5,5	1.50	1 (20%)	6,6,6	1.07	0
6	BYT	C	1106	-	26,26,26	3.08	7 (26%)	34,34,34	6.17	11 (32%)
6	BYT	C	1107	-	16,17,26	3.74	7 (43%)	21,23,34	7.05	9 (42%)
5	PYR	D	1104	-	5,5,5	1.28	0	6,6,6	1.17	0
6	BYT	D	1105	-	26,26,26	2.92	7 (26%)	34,34,34	5.39	12 (35%)
6	BYT	D	1106	-	10,11,26	4.62	7 (70%)	14,16,34	8.47	10 (71%)

In the following table, the Chirals column lists the number of chiral outliers, the number of chiral centers analysed, the number of these observed in the model and the number defined in the chemical component dictionary. Similar counts are reported in the Torsion and Rings columns. '-' means no outliers of that kind were identified.

Mol	Type	Chain	Res	Link	Chirals	Torsions	Rings
5	PYR	A	1104	-	-	0/4/4/4	0/0/0/0
6	BYT	A	1105	-	-	0/19/40/40	0/2/2/2
6	BYT	A	1106	-	-	0/10/31/40	0/2/2/2
7	GOL	B	1101	-	-	0/4/4/4	0/0/0/0
5	PYR	B	1105	-	-	0/4/4/4	0/0/0/0
6	BYT	B	1106	-	-	0/19/40/40	0/2/2/2
6	BYT	B	1107	-	-	0/5/26/40	0/2/2/2
7	GOL	C	1102	-	-	0/4/4/4	0/0/0/0

Continued on next page...

Continued from previous page...

Mol	Type	Chain	Res	Link	Chirals	Torsions	Rings
5	PYR	C	1105	-	-	0/4/4/4	0/0/0/0
6	BYT	C	1106	-	-	0/19/40/40	0/2/2/2
6	BYT	C	1107	-	-	0/7/28/40	0/2/2/2
5	PYR	D	1104	-	-	0/4/4/4	0/0/0/0
6	BYT	D	1105	-	-	0/19/40/40	0/2/2/2
6	BYT	D	1106	-	-	0/0/21/40	0/2/2/2

The worst 5 of 63 bond length outliers are listed below:

Mol	Chain	Res	Type	Atoms	Z	Observed(Å)	Ideal(Å)
6	C	1106	BYT	C14-S15	-10.76	1.64	1.82
6	B	1107	BYT	C14-S15	-8.25	1.68	1.82
6	A	1105	BYT	C14-S15	-7.92	1.68	1.82
6	A	1106	BYT	C17-C22	7.84	1.68	1.56
6	D	1106	BYT	C17-C22	7.57	1.67	1.56

The worst 5 of 89 bond angle outliers are listed below:

Mol	Chain	Res	Type	Atoms	Z	Observed(°)	Ideal(°)
6	C	1106	BYT	C16-C17-N18	-29.96	79.96	113.08
6	B	1106	BYT	C16-C17-N18	-29.13	80.89	113.08
6	B	1107	BYT	C16-C17-N18	-28.15	81.97	113.08
6	C	1107	BYT	C16-C17-N18	-27.13	83.10	113.08
6	D	1105	BYT	C16-C17-N18	-26.18	84.14	113.08

There are no chirality outliers.

There are no torsion outliers.

There are no ring outliers.

5.7 Other polymers ⓘ

There are no such residues in this entry.

5.8 Polymer linkage issues

There are no chain breaks in this entry.

6 Fit of model and data ⓘ

6.1 Protein, DNA and RNA chains ⓘ

In the following table, the column labelled ‘#RSRZ> 2’ contains the number (and percentage) of RSRZ outliers, followed by percent RSRZ outliers for the chain as percentile scores relative to all X-ray entries and entries of similar resolution. The OWAB column contains the minimum, median, 95th percentile and maximum values of the occupancy-weighted average B-factor per residue. The column labelled ‘Q< 0.9’ lists the number of (and percentage) of residues with an average occupancy less than 0.9.

Mol	Chain	Analysed	<RSRZ>	#RSRZ>2			OWAB(Å ²)	Q<0.9
1	A	597/632 (94%)	-0.17	17 (2%)	50	48	30, 45, 68, 130	19 (3%)
1	B	593/632 (93%)	0.34	63 (10%)	7	6	31, 65, 122, 168	13 (2%)
1	C	596/632 (94%)	0.15	41 (6%)	17	15	38, 60, 118, 170	15 (2%)
1	D	593/632 (93%)	0.52	66 (11%)	6	5	46, 77, 115, 158	14 (2%)
All	All	2379/2528 (94%)	0.21	187 (7%)	13	11	30, 60, 113, 170	61 (2%)

The worst 5 of 187 RSRZ outliers are listed below:

Mol	Chain	Res	Type	RSRZ
1	D	906	VAL	8.8
1	D	628	TYR	8.3
1	B	912	VAL	8.2
1	D	907	SER	8.1
1	D	905	VAL	7.2

6.2 Non-standard residues in protein, DNA, RNA chains ⓘ

In the following table, the Atoms column lists the number of modelled atoms in the group and the number defined in the chemical component dictionary. LLDF column lists the quality of electron density of the group with respect to its neighbouring residues in protein, DNA or RNA chains. The B-factors column lists the minimum, median, 95th percentile and maximum values of B factors of atoms in the group. The column labelled ‘Q< 0.9’ lists the number of atoms with occupancy less than 0.9.

Mol	Type	Chain	Res	Atoms	RSR	LLDF	B-factors(Å ²)	Q<0.9
1	KCX	D	718	12/13	0.21	0.72	56,62,65,66	0
1	KCX	B	718	12/13	0.18	0.41	45,48,50,51	0
1	KCX	C	718	12/13	0.18	0.23	49,52,53,55	0
1	KCX	A	718	12/13	0.16	-0.20	34,37,39,39	0

6.3 Carbohydrates ⓘ

There are no carbohydrates in this entry.

6.4 Ligands ⓘ

In the following table, the Atoms column lists the number of modelled atoms in the group and the number defined in the chemical component dictionary. LLDF column lists the quality of electron density of the group with respect to its neighbouring residues in protein, DNA or RNA chains. The B-factors column lists the minimum, median, 95th percentile and maximum values of B factors of atoms in the group. The column labelled 'Q< 0.9' lists the number of atoms with occupancy less than 0.9.

Mol	Type	Chain	Res	Atoms	RSR	LLDF	B-factors(Å ²)	Q<0.9
7	GOL	B	1101	6/6	0.37	2.77	48,48,50,53	0
6	BYT	B	1107	14/25	0.18	0.82	63,75,85,85	1
6	BYT	A	1106	18/25	0.16	0.41	37,46,82,83	1
5	PYR	D	1104	6/6	0.20	0.09	70,77,77,78	0
5	PYR	C	1105	6/6	0.18	-0.04	56,62,65,65	0
6	BYT	A	1105	25/25	0.11	-0.35	40,45,47,48	0
6	BYT	D	1105	25/25	0.12	-0.35	67,70,76,76	0
7	GOL	C	1102	6/6	0.24	-0.51	60,63,69,72	0
6	BYT	C	1106	25/25	0.11	-0.51	51,55,61,61	0
5	PYR	A	1104	6/6	0.14	-0.61	41,44,47,47	0
6	BYT	D	1106	10/25	0.14	-0.76	78,81,83,84	0
6	BYT	B	1106	25/25	0.11	-0.84	71,77,83,84	0
5	PYR	B	1105	6/6	0.13	-0.88	63,64,66,67	0
6	BYT	C	1107	16/25	0.12	-1.10	72,78,83,84	0
3	MG	A	1102	1/1	0.09	-1.15	60,60,60,60	0
3	MG	D	1102	1/1	0.07	-1.55	82,82,82,82	0
2	ZN	C	1101	1/1	0.17	-1.76	49,49,49,49	0
4	CL	A	1103	1/1	0.09	-1.89	47,47,47,47	0
4	CL	B	1104	1/1	0.09	-1.99	86,86,86,86	0
4	CL	C	1104	1/1	0.08	-2.12	70,70,70,70	0
2	ZN	A	1101	1/1	0.14	-2.27	37,37,37,37	0
2	ZN	B	1102	1/1	0.14	-2.45	46,46,46,46	0
4	CL	D	1103	1/1	0.07	-2.48	83,83,83,83	0
3	MG	B	1103	1/1	0.06	-2.74	43,43,43,43	0
2	ZN	D	1101	1/1	0.16	-2.94	57,57,57,57	0
3	MG	C	1103	1/1	0.06	-3.38	56,56,56,56	0

6.5 Other polymers ⓘ

There are no such residues in this entry.