



Full wwPDB X-ray Structure Validation Report

Mar 1, 2014 – 03:32 AM GMT

PDB ID : 3MV1
Title : E.Coli (lacZ) beta-galactosidase (R599A) in complex with Guanidinium
Authors : Dugdale, M.L.; Vance, M; Driedger, M.L.; Nibber, A; Tran, A; Huber, R.E.
Deposited on : 2010-05-03
Resolution : 2.20 Å(reported)

This is a full wwPDB validation report for a publicly released PDB entry.

We welcome your comments at validation@mail.wwpdb.org

A user guide is available at <http://wwpdb.org/ValidationPDFNotes.html>

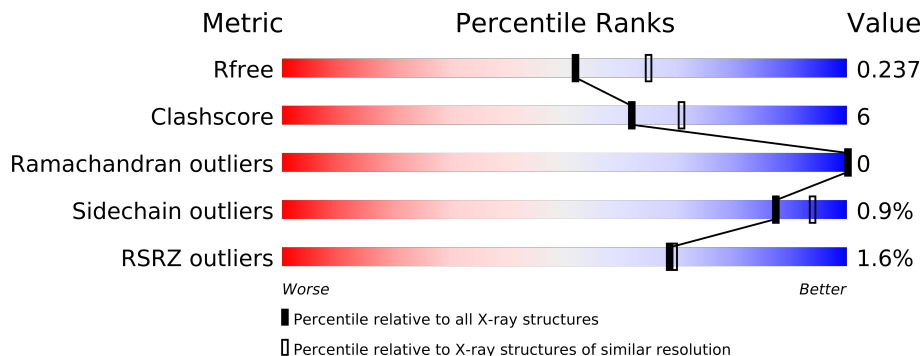
The following versions of software and data (see [references](#)) were used in the production of this report:

MolProbity : 4.02b-467
Mogul : 1.15 2013
Xtriage (Phenix) : dev-1323
EDS : stable22639
Percentile statistics : 21963
Refmac : 5.8.0049
CCP4 : 6.3.0 (Settle)
Ideal geometry (proteins) : Engh & Huber (2001)
Ideal geometry (DNA, RNA) : Parkinson et. al. (1996)
Validation Pipeline (wwPDB-VP) : stable22683

1 Overall quality at a glance

The reported resolution of this entry is 2.20 Å.

Percentile scores (ranging between 0-100) for global validation metrics of the entry are shown in the following graphic. The table shows the number of entries on which the scores are based.



Metric	Whole archive (#Entries)	Similar resolution (#Entries, resolution range(Å))
R_{free}	66092	2938 (2.20-2.20)
Clashscore	79885	3751 (2.20-2.20)
Ramachandran outliers	78287	3681 (2.20-2.20)
Sidechain outliers	78261	3682 (2.20-2.20)
RSRZ outliers	66119	2939 (2.20-2.20)

The table below summarises the geometric issues observed across the polymeric chains and their fit to the electron density. The red, orange, yellow and green segments on the lower bar indicate the fraction of residues that contain outliers for ≥ 3 , 2, 1 and 0 types of geometric quality criteria. The upper red bar (where present) indicates the fraction of residues that have poor fit to the electron density.

Mol	Chain	Length	Quality of chain
1	1	1052	
1	2	1052	
1	3	1052	
1	4	1052	

The following table lists non-polymeric compounds that are outliers for geometric or electron-density-fit criteria:

Mol	Type	Chain	Res	Geometry	Electron density
3	NA	3	3103	-	X
4	GAI	1	2001	-	X
4	GAI	3	2001	-	X
4	GAI	4	2001	-	X

Continued on next page...

Continued from previous page...

Mol	Type	Chain	Res	Geometry	Electron density
5	DMS	1	7001	-	X
5	DMS	1	7002	-	X
5	DMS	1	7003	-	X
5	DMS	1	7006	-	X
5	DMS	1	7011	-	X
5	DMS	1	7014	-	X
5	DMS	1	7015	-	X
5	DMS	1	7016	-	X
5	DMS	1	7018	-	X
5	DMS	1	7019	-	X
5	DMS	1	7022	-	X
5	DMS	2	7003	-	X
5	DMS	2	7005	-	X
5	DMS	2	7007	-	X
5	DMS	2	7010	-	X
5	DMS	2	7011	-	X
5	DMS	2	7013	-	X
5	DMS	2	7015	-	X
5	DMS	2	7016	-	X
5	DMS	2	7018	-	X
5	DMS	2	7019	-	X
5	DMS	2	7020	-	X
5	DMS	2	7021	-	X
5	DMS	2	7022	-	X
5	DMS	2	7025	-	X
5	DMS	2	7026	-	X
5	DMS	2	7027	-	X
5	DMS	3	1024	-	X
5	DMS	3	7002	-	X
5	DMS	3	7003	-	X
5	DMS	3	7005	-	X
5	DMS	3	7007	-	X
5	DMS	3	7008	-	X
5	DMS	3	7011	-	X
5	DMS	3	7013	-	X
5	DMS	3	7016	-	X
5	DMS	3	7017	-	X
5	DMS	3	7019	-	X
5	DMS	3	7022	-	X
5	DMS	3	7023	-	X
5	DMS	3	7026	-	X
5	DMS	4	7001	-	X

Continued on next page...

Continued from previous page...

Mol	Type	Chain	Res	Geometry	Electron density
5	DMS	4	7002	-	X
5	DMS	4	7003	-	X
5	DMS	4	7004	-	X
5	DMS	4	7007	-	X
5	DMS	4	7010	-	X
5	DMS	4	7013	-	X
5	DMS	4	7014	-	X
5	DMS	4	7015	-	X
5	DMS	4	7016	-	X
5	DMS	4	7017	-	X
5	DMS	4	7020	-	X
5	DMS	4	7021	-	X
5	DMS	4	7023	-	X
5	DMS	4	7024	-	X
5	DMS	4	7025	-	X

2 Entry composition

There are 6 unique types of molecules in this entry. The entry contains 36610 atoms, of which 0 are hydrogen and 0 are deuterium.

In the tables below, the ZeroOcc column contains the number of atoms modelled with zero occupancy, the AltConf column contains the number of residues with at least one atom in alternate conformation and the Trace column contains the number of residues modelled with at most 2 atoms.

- Molecule 1 is a protein called Beta-galactosidase.

Mol	Chain	Residues	Atoms					ZeroOcc	AltConf	Trace
1	1	1011	Total	C	N	O	S	0	0	0
			8119	5135	1437	1509	38			
1	2	1011	Total	C	N	O	S	0	0	0
			8119	5135	1437	1509	38			
1	3	1011	Total	C	N	O	S	0	0	0
			8119	5135	1437	1509	38			
1	4	1011	Total	C	N	O	S	0	0	0
			8119	5135	1437	1509	38			

There are 152 discrepancies between the modelled and reference sequences:

Chain	Residue	Modelled	Actual	Comment	Reference
1	-28	MET	-	EXPRESSION TAG	UNP B8LFD6
1	-27	GLY	-	EXPRESSION TAG	UNP B8LFD6
1	-26	GLY	-	EXPRESSION TAG	UNP B8LFD6
1	-25	SER	-	EXPRESSION TAG	UNP B8LFD6
1	-24	HIS	-	EXPRESSION TAG	UNP B8LFD6
1	-23	HIS	-	EXPRESSION TAG	UNP B8LFD6
1	-22	HIS	-	EXPRESSION TAG	UNP B8LFD6
1	-21	HIS	-	EXPRESSION TAG	UNP B8LFD6
1	-20	HIS	-	EXPRESSION TAG	UNP B8LFD6
1	-19	HIS	-	EXPRESSION TAG	UNP B8LFD6
1	-18	GLY	-	EXPRESSION TAG	UNP B8LFD6
1	-17	MET	-	EXPRESSION TAG	UNP B8LFD6
1	-16	ALA	-	EXPRESSION TAG	UNP B8LFD6
1	-15	SER	-	EXPRESSION TAG	UNP B8LFD6
1	-14	MET	-	EXPRESSION TAG	UNP B8LFD6
1	-13	THR	-	EXPRESSION TAG	UNP B8LFD6
1	-12	GLY	-	EXPRESSION TAG	UNP B8LFD6
1	-11	GLY	-	EXPRESSION TAG	UNP B8LFD6
1	-10	GLN	-	EXPRESSION TAG	UNP B8LFD6
1	-9	GLN	-	EXPRESSION TAG	UNP B8LFD6
1	-8	MET	-	EXPRESSION TAG	UNP B8LFD6

Continued on next page...

Continued from previous page...

Chain	Residue	Modelled	Actual	Comment	Reference
1	-7	GLY	-	EXPRESSION TAG	UNP B8LFD6
1	-6	ARG	-	EXPRESSION TAG	UNP B8LFD6
1	-5	ASP	-	EXPRESSION TAG	UNP B8LFD6
1	-4	LEU	-	EXPRESSION TAG	UNP B8LFD6
1	-3	TYR	-	EXPRESSION TAG	UNP B8LFD6
1	-2	ASP	-	EXPRESSION TAG	UNP B8LFD6
1	-1	ASP	-	EXPRESSION TAG	UNP B8LFD6
1	0	ASP	-	EXPRESSION TAG	UNP B8LFD6
1	1	ASP	-	EXPRESSION TAG	UNP B8LFD6
1	2	LYS	-	EXPRESSION TAG	UNP B8LFD6
1	3	ASP	-	EXPRESSION TAG	UNP B8LFD6
1	4	PRO	-	EXPRESSION TAG	UNP B8LFD6
1	5	MET	-	EXPRESSION TAG	UNP B8LFD6
1	6	ILE	-	EXPRESSION TAG	UNP B8LFD6
1	7	ASP	-	EXPRESSION TAG	UNP B8LFD6
1	8	PRO	-	EXPRESSION TAG	UNP B8LFD6
1	599	ALA	ARG	ENGINEERED MUTATION	UNP B8LFD6
2	-28	MET	-	EXPRESSION TAG	UNP B8LFD6
2	-27	GLY	-	EXPRESSION TAG	UNP B8LFD6
2	-26	GLY	-	EXPRESSION TAG	UNP B8LFD6
2	-25	SER	-	EXPRESSION TAG	UNP B8LFD6
2	-24	HIS	-	EXPRESSION TAG	UNP B8LFD6
2	-23	HIS	-	EXPRESSION TAG	UNP B8LFD6
2	-22	HIS	-	EXPRESSION TAG	UNP B8LFD6
2	-21	HIS	-	EXPRESSION TAG	UNP B8LFD6
2	-20	HIS	-	EXPRESSION TAG	UNP B8LFD6
2	-19	HIS	-	EXPRESSION TAG	UNP B8LFD6
2	-18	GLY	-	EXPRESSION TAG	UNP B8LFD6
2	-17	MET	-	EXPRESSION TAG	UNP B8LFD6
2	-16	ALA	-	EXPRESSION TAG	UNP B8LFD6
2	-15	SER	-	EXPRESSION TAG	UNP B8LFD6
2	-14	MET	-	EXPRESSION TAG	UNP B8LFD6
2	-13	THR	-	EXPRESSION TAG	UNP B8LFD6
2	-12	GLY	-	EXPRESSION TAG	UNP B8LFD6
2	-11	GLY	-	EXPRESSION TAG	UNP B8LFD6
2	-10	GLN	-	EXPRESSION TAG	UNP B8LFD6
2	-9	GLN	-	EXPRESSION TAG	UNP B8LFD6
2	-8	MET	-	EXPRESSION TAG	UNP B8LFD6
2	-7	GLY	-	EXPRESSION TAG	UNP B8LFD6
2	-6	ARG	-	EXPRESSION TAG	UNP B8LFD6
2	-5	ASP	-	EXPRESSION TAG	UNP B8LFD6
2	-4	LEU	-	EXPRESSION TAG	UNP B8LFD6

Continued on next page...

Continued from previous page...

Chain	Residue	Modelled	Actual	Comment	Reference
2	-3	TYR	-	EXPRESSION TAG	UNP B8LFD6
2	-2	ASP	-	EXPRESSION TAG	UNP B8LFD6
2	-1	ASP	-	EXPRESSION TAG	UNP B8LFD6
2	0	ASP	-	EXPRESSION TAG	UNP B8LFD6
2	1	ASP	-	EXPRESSION TAG	UNP B8LFD6
2	2	LYS	-	EXPRESSION TAG	UNP B8LFD6
2	3	ASP	-	EXPRESSION TAG	UNP B8LFD6
2	4	PRO	-	EXPRESSION TAG	UNP B8LFD6
2	5	MET	-	EXPRESSION TAG	UNP B8LFD6
2	6	ILE	-	EXPRESSION TAG	UNP B8LFD6
2	7	ASP	-	EXPRESSION TAG	UNP B8LFD6
2	8	PRO	-	EXPRESSION TAG	UNP B8LFD6
2	599	ALA	ARG	ENGINEERED MUTATION	UNP B8LFD6
3	-28	MET	-	EXPRESSION TAG	UNP B8LFD6
3	-27	GLY	-	EXPRESSION TAG	UNP B8LFD6
3	-26	GLY	-	EXPRESSION TAG	UNP B8LFD6
3	-25	SER	-	EXPRESSION TAG	UNP B8LFD6
3	-24	HIS	-	EXPRESSION TAG	UNP B8LFD6
3	-23	HIS	-	EXPRESSION TAG	UNP B8LFD6
3	-22	HIS	-	EXPRESSION TAG	UNP B8LFD6
3	-21	HIS	-	EXPRESSION TAG	UNP B8LFD6
3	-20	HIS	-	EXPRESSION TAG	UNP B8LFD6
3	-19	HIS	-	EXPRESSION TAG	UNP B8LFD6
3	-18	GLY	-	EXPRESSION TAG	UNP B8LFD6
3	-17	MET	-	EXPRESSION TAG	UNP B8LFD6
3	-16	ALA	-	EXPRESSION TAG	UNP B8LFD6
3	-15	SER	-	EXPRESSION TAG	UNP B8LFD6
3	-14	MET	-	EXPRESSION TAG	UNP B8LFD6
3	-13	THR	-	EXPRESSION TAG	UNP B8LFD6
3	-12	GLY	-	EXPRESSION TAG	UNP B8LFD6
3	-11	GLY	-	EXPRESSION TAG	UNP B8LFD6
3	-10	GLN	-	EXPRESSION TAG	UNP B8LFD6
3	-9	GLN	-	EXPRESSION TAG	UNP B8LFD6
3	-8	MET	-	EXPRESSION TAG	UNP B8LFD6
3	-7	GLY	-	EXPRESSION TAG	UNP B8LFD6
3	-6	ARG	-	EXPRESSION TAG	UNP B8LFD6
3	-5	ASP	-	EXPRESSION TAG	UNP B8LFD6
3	-4	LEU	-	EXPRESSION TAG	UNP B8LFD6
3	-3	TYR	-	EXPRESSION TAG	UNP B8LFD6
3	-2	ASP	-	EXPRESSION TAG	UNP B8LFD6
3	-1	ASP	-	EXPRESSION TAG	UNP B8LFD6
3	0	ASP	-	EXPRESSION TAG	UNP B8LFD6

Continued on next page...

Continued from previous page...

Chain	Residue	Modelled	Actual	Comment	Reference
3	1	ASP	-	EXPRESSION TAG	UNP B8LFD6
3	2	LYS	-	EXPRESSION TAG	UNP B8LFD6
3	3	ASP	-	EXPRESSION TAG	UNP B8LFD6
3	4	PRO	-	EXPRESSION TAG	UNP B8LFD6
3	5	MET	-	EXPRESSION TAG	UNP B8LFD6
3	6	ILE	-	EXPRESSION TAG	UNP B8LFD6
3	7	ASP	-	EXPRESSION TAG	UNP B8LFD6
3	8	PRO	-	EXPRESSION TAG	UNP B8LFD6
3	599	ALA	ARG	ENGINEERED MUTATION	UNP B8LFD6
4	-28	MET	-	EXPRESSION TAG	UNP B8LFD6
4	-27	GLY	-	EXPRESSION TAG	UNP B8LFD6
4	-26	GLY	-	EXPRESSION TAG	UNP B8LFD6
4	-25	SER	-	EXPRESSION TAG	UNP B8LFD6
4	-24	HIS	-	EXPRESSION TAG	UNP B8LFD6
4	-23	HIS	-	EXPRESSION TAG	UNP B8LFD6
4	-22	HIS	-	EXPRESSION TAG	UNP B8LFD6
4	-21	HIS	-	EXPRESSION TAG	UNP B8LFD6
4	-20	HIS	-	EXPRESSION TAG	UNP B8LFD6
4	-19	HIS	-	EXPRESSION TAG	UNP B8LFD6
4	-18	GLY	-	EXPRESSION TAG	UNP B8LFD6
4	-17	MET	-	EXPRESSION TAG	UNP B8LFD6
4	-16	ALA	-	EXPRESSION TAG	UNP B8LFD6
4	-15	SER	-	EXPRESSION TAG	UNP B8LFD6
4	-14	MET	-	EXPRESSION TAG	UNP B8LFD6
4	-13	THR	-	EXPRESSION TAG	UNP B8LFD6
4	-12	GLY	-	EXPRESSION TAG	UNP B8LFD6
4	-11	GLY	-	EXPRESSION TAG	UNP B8LFD6
4	-10	GLN	-	EXPRESSION TAG	UNP B8LFD6
4	-9	GLN	-	EXPRESSION TAG	UNP B8LFD6
4	-8	MET	-	EXPRESSION TAG	UNP B8LFD6
4	-7	GLY	-	EXPRESSION TAG	UNP B8LFD6
4	-6	ARG	-	EXPRESSION TAG	UNP B8LFD6
4	-5	ASP	-	EXPRESSION TAG	UNP B8LFD6
4	-4	LEU	-	EXPRESSION TAG	UNP B8LFD6
4	-3	TYR	-	EXPRESSION TAG	UNP B8LFD6
4	-2	ASP	-	EXPRESSION TAG	UNP B8LFD6
4	-1	ASP	-	EXPRESSION TAG	UNP B8LFD6
4	0	ASP	-	EXPRESSION TAG	UNP B8LFD6
4	1	ASP	-	EXPRESSION TAG	UNP B8LFD6
4	2	LYS	-	EXPRESSION TAG	UNP B8LFD6
4	3	ASP	-	EXPRESSION TAG	UNP B8LFD6
4	4	PRO	-	EXPRESSION TAG	UNP B8LFD6

Continued on next page...

Continued from previous page...

Chain	Residue	Modelled	Actual	Comment	Reference
4	5	MET	-	EXPRESSION TAG	UNP B8LFD6
4	6	ILE	-	EXPRESSION TAG	UNP B8LFD6
4	7	ASP	-	EXPRESSION TAG	UNP B8LFD6
4	8	PRO	-	EXPRESSION TAG	UNP B8LFD6
4	599	ALA	ARG	ENGINEERED MUTATION	UNP B8LFD6

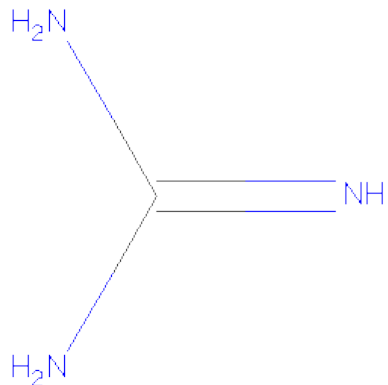
- Molecule 2 is MAGNESIUM ION (three-letter code: MG) (formula: Mg).

Mol	Chain	Residues	Atoms	ZeroOcc	AltConf
2	2	3	Total Mg 3 3	0	0
2	1	3	Total Mg 3 3	0	0
2	4	3	Total Mg 3 3	0	0
2	3	3	Total Mg 3 3	0	0

- Molecule 3 is SODIUM ION (three-letter code: NA) (formula: Na).

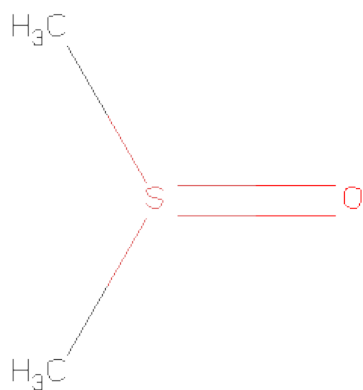
Mol	Chain	Residues	Atoms	ZeroOcc	AltConf
3	2	4	Total Na 4 4	0	0
3	1	4	Total Na 4 4	0	0
3	4	4	Total Na 4 4	0	0
3	3	4	Total Na 4 4	0	0

- Molecule 4 is GUANIDINE (three-letter code: GAI) (formula: CH₅N₃).



Mol	Chain	Residues	Atoms			ZeroOcc	AltConf
4	1	1	Total	C	N	0	0
			4	1	3		
4	2	1	Total	C	N	0	0
			4	1	3		
4	3	1	Total	C	N	0	0
			4	1	3		
4	4	1	Total	C	N	0	0
			4	1	3		

- Molecule 5 is DIMETHYL SULFOXIDE (three-letter code: DMS) (formula: C₂H₆OS).



Mol	Chain	Residues	Atoms				ZeroOcc	AltConf
5	1	1	Total	C	O	S	0	0
			4	2	1	1		
5	1	1	Total	C	O	S	0	0
			4	2	1	1		
5	1	1	Total	C	O	S	0	0
			4	2	1	1		
5	1	1	Total	C	O	S	0	0
			4	2	1	1		
5	1	1	Total	C	O	S	0	0
			4	2	1	1		
5	1	1	Total	C	O	S	0	0
			4	2	1	1		
5	1	1	Total	C	O	S	0	0
			4	2	1	1		
5	1	1	Total	C	O	S	0	0
			4	2	1	1		
5	1	1	Total	C	O	S	0	0
			4	2	1	1		
5	1	1	Total	C	O	S	0	0
			4	2	1	1		
5	1	1	Total	C	O	S	0	0
			4	2	1	1		
5	1	1	Total	C	O	S	0	0
			4	2	1	1		
5	1	1	Total	C	O	S	0	0
			4	2	1	1		
5	1	1	Total	C	O	S	0	0
			4	2	1	1		
5	1	1	Total	C	O	S	0	0
			4	2	1	1		
5	1	1	Total	C	O	S	0	0
			4	2	1	1		
5	1	1	Total	C	O	S	0	0
			4	2	1	1		
5	1	1	Total	C	O	S	0	0
			4	2	1	1		

Continued on next page...

Continued from previous page...

[illegible]

Continued on next page...

Continued from previous page...

Mol	Chain	Residues	Atoms				ZeroOcc	AltConf
5	2	1	Total 4	C 2	O 1	S 1	0	0
5	2	1	Total 4	C 2	O 1	S 1	0	0
5	2	1	Total 4	C 2	O 1	S 1	0	0
5	2	1	Total 4	C 2	O 1	S 1	0	0
5	2	1	Total 4	C 2	O 1	S 1	0	0
5	2	1	Total 4	C 2	O 1	S 1	0	0
5	2	1	Total 4	C 2	O 1	S 1	0	0
5	2	1	Total 4	C 2	O 1	S 1	0	0
5	2	1	Total 4	C 2	O 1	S 1	0	0
5	2	1	Total 4	C 2	O 1	S 1	0	0
5	2	1	Total 4	C 2	O 1	S 1	0	0
5	2	1	Total 4	C 2	O 1	S 1	0	0
5	2	1	Total 4	C 2	O 1	S 1	0	0
5	3	1	Total 4	C 2	O 1	S 1	0	0
5	3	1	Total 4	C 2	O 1	S 1	0	0
5	3	1	Total 4	C 2	O 1	S 1	0	0
5	3	1	Total 4	C 2	O 1	S 1	0	0
5	3	1	Total 4	C 2	O 1	S 1	0	0
5	3	1	Total 4	C 2	O 1	S 1	0	0
5	3	1	Total 4	C 2	O 1	S 1	0	0
5	3	1	Total 4	C 2	O 1	S 1	0	0

Continued on next page...

Continued from previous page...

Mol	Chain	Residues	Atoms				ZeroOcc	AltConf
5	3	1	Total 4	C 2	O 1	S 1	0	0
5	3	1	Total 4	C 2	O 1	S 1	0	0
5	3	1	Total 4	C 2	O 1	S 1	0	0
5	3	1	Total 4	C 2	O 1	S 1	0	0
5	3	1	Total 4	C 2	O 1	S 1	0	0
5	3	1	Total 4	C 2	O 1	S 1	0	0
5	3	1	Total 4	C 2	O 1	S 1	0	0
5	3	1	Total 4	C 2	O 1	S 1	0	0
5	3	1	Total 4	C 2	O 1	S 1	0	0
5	3	1	Total 4	C 2	O 1	S 1	0	0
5	3	1	Total 4	C 2	O 1	S 1	0	0
5	3	1	Total 4	C 2	O 1	S 1	0	0
5	3	1	Total 4	C 2	O 1	S 1	0	0
5	3	1	Total 4	C 2	O 1	S 1	0	0
5	3	1	Total 4	C 2	O 1	S 1	0	0
5	3	1	Total 4	C 2	O 1	S 1	0	0
5	3	1	Total 4	C 2	O 1	S 1	0	0
5	3	1	Total 4	C 2	O 1	S 1	0	0
5	3	1	Total 4	C 2	O 1	S 1	0	0
5	3	1	Total 4	C 2	O 1	S 1	0	0
5	4	1	Total 4	C 2	O 1	S 1	0	0
5	4	1	Total 4	C 2	O 1	S 1	0	0

Continued on next page...

Continued from previous page...

[illegible]

Continued on next page...

Continued from previous page...

Mol	Chain	Residues	Atoms				ZeroOcc	AltConf
5	4	1	Total	C	O	S	0	0
			4	2	1	1		
5	4	1	Total	C	O	S	0	0
			4	2	1	1		
5	4	1	Total	C	O	S	0	0
			4	2	1	1		

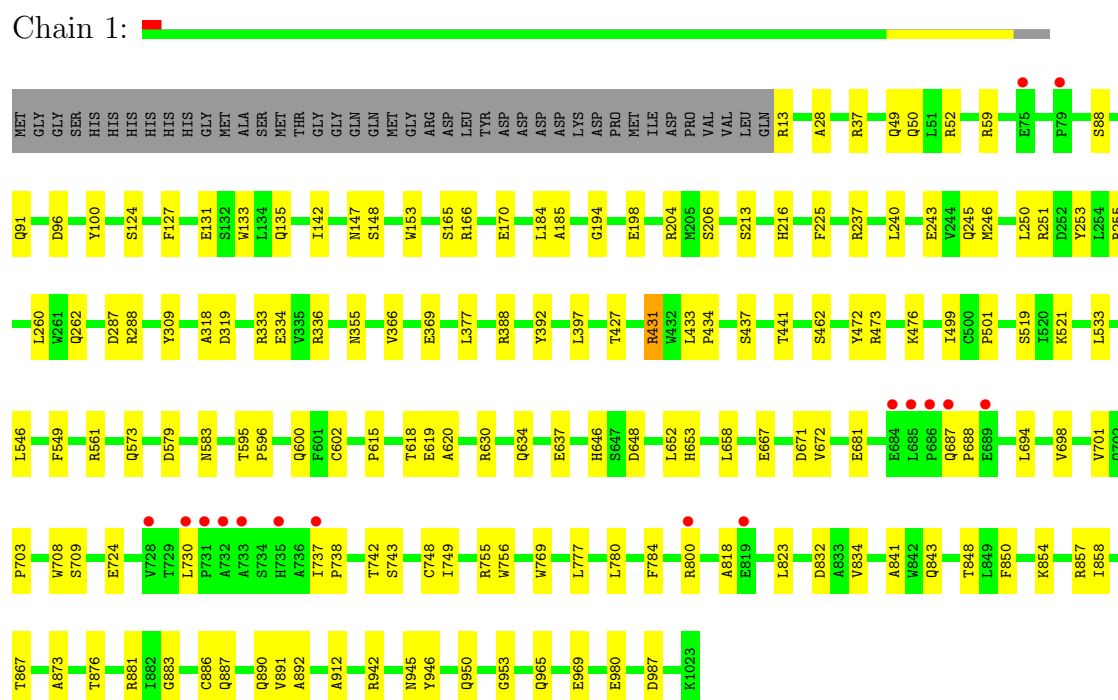
- Molecule 6 is water.

Mol	Chain	Residues	Atoms		ZeroOcc	AltConf
6	1	860	Total	O	0	0
			860	860		
6	2	977	Total	O	0	0
			977	977		
6	3	982	Total	O	0	0
			982	982		
6	4	835	Total	O	0	0
			835	835		

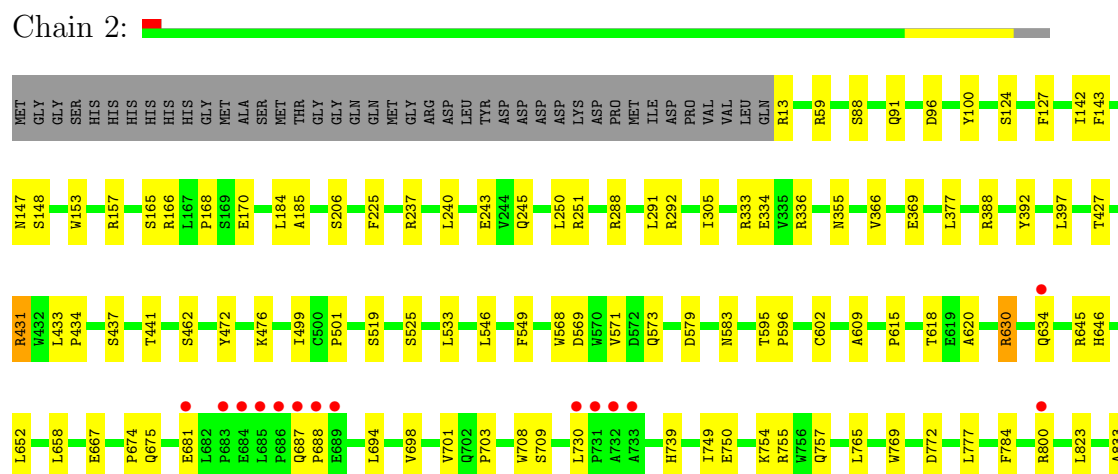
3 Residue-property plots

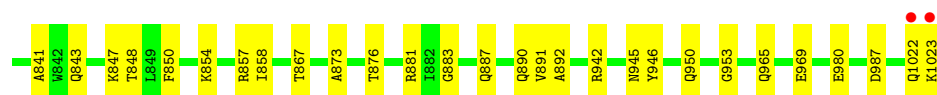
These plots are drawn for all protein, RNA and DNA chains in the entry. The first graphic for a chain summarises the proportions of errors displayed in the second graphic. The second graphic shows the sequence view annotated by issues in geometry and electron density. Residues are color-coded according to the number of geometric quality criteria for which they contain at least one outlier: green = 0, yellow = 1, orange = 2 and red = 3 or more. A red dot above a residue indicates a poor fit to the electron density ($RSRZ > 2$). Stretches of 2 or more consecutive residues without any outlier are shown as a green connector. Residues present in the sample, but not in the model, are shown in grey.

- Molecule 1: Beta-galactosidase




- Molecule 1: Beta-galactosidase





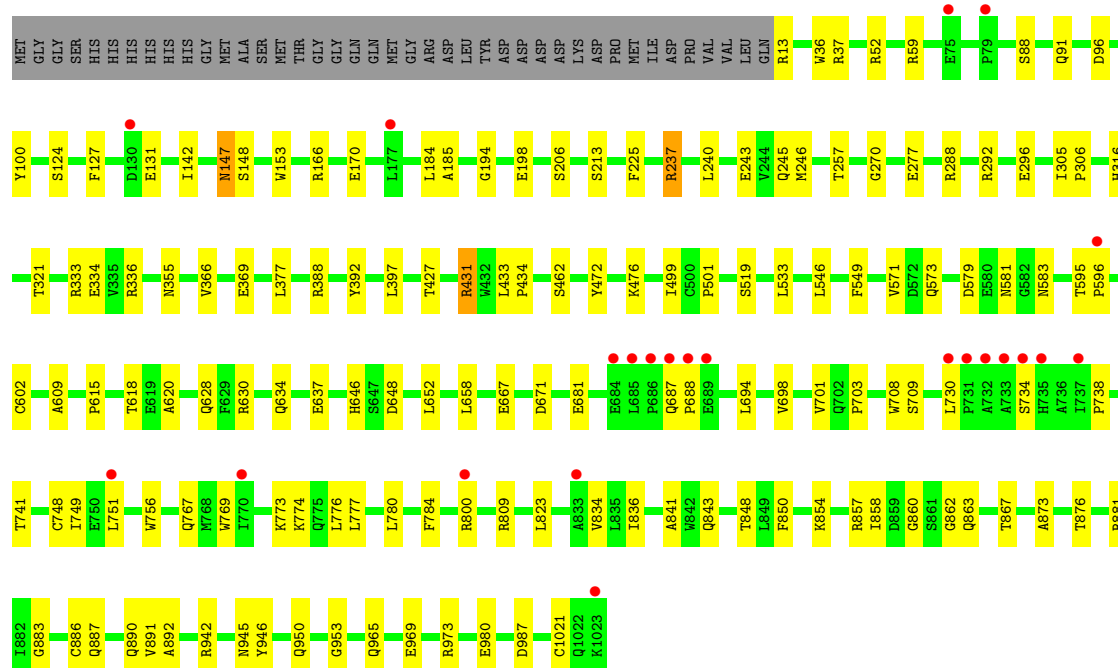
• Molecule 1: Beta-galactosidase

Chain 3:



• Molecule 1: Beta-galactosidase

Chain 4:



4 Data and refinement statistics

Property	Value	Source
Space group	P 21 21 21	Depositor
Cell constants a, b, c, α , β , γ	151.73Å 161.52Å 203.74Å 90.00° 90.00° 90.00°	Depositor
Resolution (Å)	71.29 – 2.20 71.29 – 2.20	Depositor EDS
% Data completeness (in resolution range)	99.5 (71.29-2.20) 99.6 (71.29-2.20)	Depositor EDS
R_{merge}	0.10	Depositor
R_{sym}	(Not available)	Depositor
$\langle I/\sigma(I) \rangle$ ¹	2.76 (at 2.20Å)	Xtriage
Refinement program	CNS 1.2	Depositor
R, R_{free}	0.205 , 0.242 0.201 , 0.237	Depositor DCC
R_{free} test set	3595 reflections (1.43%)	DCC
Wilson B-factor (Å ²)	23.9	Xtriage
Anisotropy	0.311	Xtriage
Bulk solvent k_{sol} (e/Å ³), B_{sol} (Å ²)	0.35 , 49.9	EDS
Estimated twinning fraction	No twinning to report.	Xtriage
L-test for twinning	$\langle L \rangle = 0.47$, $\langle L^2 \rangle = 0.29$	Xtriage
Outliers	1 of 251514 reflections (0.000%)	Xtriage
F_o, F_c correlation	0.94	EDS
Total number of atoms	36610	wwPDB-VP
Average B, all atoms (Å ²)	27.0	wwPDB-VP

Xtriage's analysis on translational NCS is as follows: *The analyses of the Patterson function reveals a significant off-origin peak that is 38.28 % of the origin peak, indicating pseudo translational symmetry. The chance of finding a peak of this or larger height randomly in a structure without pseudo translational symmetry is equal to 3.7750e-04. The detected translational NCS is most likely also responsible for the elevated intensity ratio.*

¹Intensities estimated from amplitudes.

5 Model quality

5.1 Standard geometry

Bond lengths and bond angles in the following residue types are not validated in this section: NA, MG, DMS, GAI

The Z score for a bond length (or angle) is the number of standard deviations the observed value is removed from the expected value. A bond length (or angle) with $|Z| > 5$ is considered an outlier worth inspection. RMSZ is the root-mean-square of all Z scores of the bond lengths (or angles).

Mol	Chain	Bond lengths		Bond angles	
		RMSZ	$\# Z > 5$	RMSZ	$\# Z > 5$
1	1	0.32	0/8361	0.63	6/11408 (0.1%)
1	2	0.33	0/8361	0.63	6/11408 (0.1%)
1	3	0.34	0/8361	0.70	7/11408 (0.1%)
1	4	0.32	0/8361	0.75	11/11408 (0.1%)
All	All	0.33	0/33444	0.68	30/45632 (0.1%)

There are no bond length outliers.

All (30) bond angle outliers are listed below:

Mol	Chain	Res	Type	Atoms	Z	Observed(°)	Ideal(°)
1	4	630	ARG	NE-CZ-NH1	-21.84	109.38	120.30
1	3	431	ARG	NE-CZ-NH1	-21.74	109.43	120.30
1	3	431	ARG	NE-CZ-NH2	21.59	131.10	120.30
1	4	630	ARG	NE-CZ-NH2	20.86	130.73	120.30
1	4	237	ARG	NE-CZ-NH1	-19.45	110.58	120.30
1	4	237	ARG	NE-CZ-NH2	18.53	129.57	120.30
1	4	147	ASN	C-N-CA	13.52	155.50	121.70
1	3	431	ARG	CD-NE-CZ	11.03	139.04	123.60
1	4	630	ARG	CD-NE-CZ	10.73	138.63	123.60
1	4	147	ASN	CA-C-N	-8.90	97.61	117.20
1	4	237	ARG	CD-NE-CZ	8.80	135.93	123.60
1	4	147	ASN	O-C-N	8.07	135.61	122.70
1	4	431	ARG	NE-CZ-NH2	-7.62	116.49	120.30
1	3	630	ARG	NE-CZ-NH2	-7.53	116.54	120.30
1	1	431	ARG	NE-CZ-NH2	-7.47	116.56	120.30
1	1	630	ARG	NE-CZ-NH2	-7.43	116.59	120.30
1	2	630	ARG	NE-CZ-NH2	-7.26	116.67	120.30
1	3	630	ARG	NE-CZ-NH1	7.17	123.88	120.30
1	2	431	ARG	NE-CZ-NH2	-7.14	116.73	120.30
1	2	630	ARG	NE-CZ-NH1	7.14	123.87	120.30

Continued on next page...

Continued from previous page...

Mol	Chain	Res	Type	Atoms	Z	Observed(°)	Ideal(°)
1	1	431	ARG	NE-CZ-NH1	7.11	123.85	120.30
1	4	431	ARG	NE-CZ-NH1	7.09	123.84	120.30
1	1	630	ARG	NE-CZ-NH1	7.03	123.81	120.30
1	2	431	ARG	NE-CZ-NH1	7.01	123.80	120.30
1	2	237	ARG	NE-CZ-NH2	-6.46	117.07	120.30
1	3	237	ARG	NE-CZ-NH2	-6.44	117.08	120.30
1	1	237	ARG	NE-CZ-NH2	-6.20	117.20	120.30
1	2	237	ARG	NE-CZ-NH1	5.78	123.19	120.30
1	3	237	ARG	NE-CZ-NH1	5.57	123.08	120.30
1	1	237	ARG	NE-CZ-NH1	5.55	123.08	120.30

There are no chirality outliers.

There are no planarity outliers.

5.2 Close contacts ⓘ

In the following table, the Non-H and H(model) columns list the number of non-hydrogen atoms and hydrogen atoms in the chain respectively. The H(added) column lists the number of hydrogens added by MolProbity. The Clashes column lists the number of clashes within the asymmetric unit, and the number in parentheses is this value normalized per 1000 atoms of the molecule in the chain. The Symm-Clashes column gives symmetry related clashes, in the same way as for the Clashes column.

Mol	Chain	Non-H	H(model)	H(added)	Clashes	Symm-Clashes
1	1	8119	0	7708	98	0
1	2	8119	0	7708	84	0
1	3	8119	0	7708	95	0
1	4	8119	0	7707	99	0
2	1	3	0	0	0	0
2	2	3	0	0	0	0
2	3	3	0	0	0	0
2	4	3	0	0	0	0
3	1	4	0	0	0	0
3	2	4	0	0	0	0
3	3	4	0	0	0	0
3	4	4	0	0	0	0
4	1	4	0	4	0	0
4	2	4	0	4	0	0
4	3	4	0	4	0	0
4	4	4	0	4	0	0
5	1	100	0	150	1	0

Continued on next page...

Continued from previous page...

Mol	Chain	Non-H	H(model)	H(added)	Clashes	Symm-Clashes
5	2	120	0	180	3	0
5	3	112	0	168	2	0
5	4	104	0	156	5	0
6	1	860	0	0	9	0
6	2	977	0	0	5	0
6	3	982	0	0	9	0
6	4	835	0	0	5	0
All	All	36610	0	31501	368	0

Clashscore is defined as the number of clashes calculated for the entry per 1000 atoms (including hydrogens) of the entry. The overall clashscore for this entry is 6.

All (368) close contacts within the same asymmetric unit are listed below.

Atom-1	Atom-2	Distance(Å)	Clash(Å)
1:3:581:ASN:HB2	1:3:583:ASN:ND2	1.94	0.82
1:4:147:ASN:HB3	1:4:206:SER:HA	1.62	0.81
1:1:142:ILE:HG12	1:1:170:GLU:HG2	1.62	0.81
1:1:730:LEU:HD21	1:2:823:LEU:O	1.80	0.81
1:4:767:GLN:NE2	1:4:774:LYS:HG3	1.98	0.79
1:4:245:GLN:HG2	1:4:288:ARG:HG2	1.63	0.79
1:3:142:ILE:HG12	1:3:170:GLU:HG2	1.64	0.79
1:1:245:GLN:HG2	1:1:288:ARG:HG2	1.64	0.78
1:4:142:ILE:HG12	1:4:170:GLU:HG2	1.63	0.78
1:3:245:GLN:HG2	1:3:288:ARG:HG2	1.66	0.78
1:2:245:GLN:HG2	1:2:288:ARG:HG2	1.64	0.77
1:2:754:LYS:HE2	1:2:1022:GLN:HE21	1.51	0.76
1:2:142:ILE:HG12	1:2:170:GLU:HG2	1.67	0.75
1:1:615:PRO:O	1:1:618:THR:HG22	1.87	0.74
1:2:754:LYS:HE2	1:2:1022:GLN:NE2	2.02	0.74
1:3:615:PRO:O	1:3:618:THR:HG22	1.88	0.74
1:4:615:PRO:O	1:4:618:THR:HG22	1.87	0.73
1:2:615:PRO:O	1:2:618:THR:HG22	1.89	0.72
1:3:128:ASN:HA	1:3:180:GLY:O	1.92	0.70
1:4:628:GLN:HE22	5:4:7001:DMS:H21	1.57	0.69
1:2:147:ASN:HB3	1:2:206:SER:HA	1.75	0.69
1:3:581:ASN:HB2	1:3:583:ASN:HD21	1.56	0.69
1:3:749:ILE:HD12	1:3:858:ILE:HD12	1.75	0.69
1:3:749:ILE:CD1	1:3:858:ILE:HD12	2.24	0.68
1:1:147:ASN:HB3	1:1:206:SER:HA	1.74	0.68
1:3:147:ASN:HB3	1:3:206:SER:HA	1.75	0.67
1:4:965:GLN:O	1:4:969:GLU:HG3	1.95	0.67
1:2:965:GLN:O	1:2:969:GLU:HG3	1.96	0.66

Continued on next page...

Continued from previous page...

Atom-1	Atom-2	Distance(Å)	Clash(Å)
1:2:750:GLU:HG3	1:2:755:ARG:HG2	1.76	0.66
1:1:737:ILE:HD13	1:1:832:ASP:HA	1.77	0.66
1:4:581:ASN:HB2	1:4:583:ASN:ND2	2.10	0.66
1:1:737:ILE:HD12	1:1:738:PRO:HD2	1.77	0.65
1:1:965:GLN:O	1:1:969:GLU:HG3	1.96	0.65
1:3:131:GLU:O	1:3:135:GLN:HG3	1.97	0.65
1:4:756:TRP:CD2	1:4:858:ILE:HD13	2.32	0.65
1:1:579:ASP:OD2	1:1:583:ASN:HB2	1.97	0.64
1:3:88:SER:HA	1:3:366:VAL:HG21	1.80	0.64
1:4:88:SER:HA	1:4:366:VAL:HG21	1.80	0.64
1:2:157:ARG:HD3	6:2:4685:HOH:O	1.99	0.63
1:2:88:SER:HA	1:2:366:VAL:HG21	1.79	0.63
1:1:88:SER:HA	1:1:366:VAL:HG21	1.80	0.63
1:3:965:GLN:O	1:3:969:GLU:HG3	1.98	0.62
1:1:377:LEU:HD22	1:1:708:TRP:HA	1.82	0.62
1:3:578:TYR:HA	1:3:583:ASN:O	2.00	0.62
1:4:377:LEU:HD22	1:4:708:TRP:HA	1.81	0.62
1:1:131:GLU:O	1:1:135:GLN:HG3	2.00	0.61
1:1:13:ARG:HG3	1:4:13:ARG:CZ	2.30	0.61
1:1:127:PHE:CE2	1:1:184:LEU:HG	2.36	0.61
1:2:127:PHE:CE2	1:2:184:LEU:HG	2.36	0.61
1:3:377:LEU:HD22	1:3:708:TRP:HA	1.81	0.61
1:4:127:PHE:CE2	1:4:184:LEU:HG	2.36	0.60
1:1:127:PHE:HE2	1:1:184:LEU:HG	1.66	0.60
1:3:833:ALA:HB1	1:3:858:ILE:O	2.02	0.60
1:1:13:ARG:CZ	1:4:13:ARG:HG3	2.31	0.60
1:4:127:PHE:HE2	1:4:184:LEU:HG	1.66	0.60
1:2:127:PHE:HE2	1:2:184:LEU:HG	1.66	0.59
1:2:823:LEU:HD11	1:2:841:ALA:HB2	1.84	0.59
1:3:52:ARG:O	1:3:213:SER:HB2	2.02	0.59
1:3:127:PHE:CE2	1:3:184:LEU:HG	2.37	0.59
1:3:127:PHE:HE2	1:3:184:LEU:HG	1.67	0.59
1:4:741:THR:HB	1:4:748:CYS:HB3	1.85	0.59
1:2:377:LEU:HD22	1:2:708:TRP:HA	1.85	0.59
1:3:577:LYS:O	1:3:584:PRO:HA	2.02	0.59
1:4:823:LEU:HD11	1:4:841:ALA:HB2	1.85	0.58
1:1:823:LEU:HD11	1:1:841:ALA:HB2	1.84	0.58
1:4:734:SER:OG	1:4:860:GLY:HA3	2.04	0.57
1:2:579:ASP:OD2	1:2:583:ASN:HB2	2.05	0.57
1:3:823:LEU:HD11	1:3:841:ALA:HB2	1.85	0.57
1:4:749:ILE:N	1:4:749:ILE:HD12	2.19	0.57
1:1:749:ILE:HD12	1:1:749:ILE:N	2.20	0.57

Continued on next page...

Continued from previous page...

Atom-1	Atom-2	Distance(Å)	Clash(Å)
1:4:767:GLN:NE2	1:4:774:LYS:HE3	2.20	0.56
1:1:873:ALA:O	1:1:876:THR:HG22	2.05	0.56
1:4:863:GLN:HG2	1:4:1021:CYS:HB3	1.85	0.56
1:4:237:ARG:HD2	1:4:296:GLU:OE1	2.04	0.56
1:2:945:ASN:OD1	1:2:950:GLN:HG3	2.05	0.56
1:3:890:GLN:HB2	6:3:4427:HOH:O	2.03	0.56
1:1:262:GLN:HG2	6:1:4836:HOH:O	2.04	0.56
1:1:204:ARG:HB3	6:1:4190:HOH:O	2.05	0.56
1:2:292:ARG:HH12	5:2:7009:DMS:C1	2.19	0.56
1:3:942:ARG:HA	1:3:953:GLY:O	2.06	0.56
1:3:653:HIS:HB3	6:3:4967:HOH:O	2.06	0.55
1:2:334:GLU:OE1	1:2:336:ARG:NH1	2.38	0.55
1:3:334:GLU:OE1	1:3:336:ARG:NH1	2.40	0.55
1:4:334:GLU:OE1	1:4:336:ARG:NH1	2.39	0.55
1:3:873:ALA:O	1:3:876:THR:HG22	2.07	0.55
1:4:945:ASN:OD1	1:4:950:GLN:HG3	2.07	0.55
1:2:675:GLN:HG3	6:2:5019:HOH:O	2.07	0.55
1:2:942:ARG:HA	1:2:953:GLY:O	2.06	0.55
1:3:277:GLU:HG2	6:3:4755:HOH:O	2.07	0.55
1:2:873:ALA:O	1:2:876:THR:HG22	2.07	0.54
1:3:945:ASN:OD1	1:3:950:GLN:HG3	2.07	0.54
1:4:942:ARG:HA	1:4:953:GLY:O	2.08	0.54
1:1:738:PRO:HB2	1:1:834:VAL:HG23	1.90	0.54
1:2:1023:LYS:HA	6:2:4992:HOH:O	2.08	0.54
1:1:573:GLN:HB2	1:1:602:CYS:O	2.08	0.54
1:4:873:ALA:O	1:4:876:THR:HG22	2.08	0.53
1:4:91:GLN:HG3	1:4:96:ASP:OD1	2.08	0.53
1:4:573:GLN:HB2	1:4:602:CYS:O	2.08	0.53
1:3:91:GLN:HG3	1:3:96:ASP:OD1	2.08	0.53
1:1:334:GLU:OE1	1:1:336:ARG:NH1	2.40	0.53
1:1:942:ARG:HA	1:1:953:GLY:O	2.09	0.53
1:2:91:GLN:HG3	1:2:96:ASP:OD1	2.07	0.53
1:4:628:GLN:HE22	5:4:7001:DMS:C2	2.22	0.53
1:2:749:ILE:HD12	1:2:858:ILE:HD12	1.91	0.53
1:2:749:ILE:CD1	1:2:858:ILE:HD12	2.38	0.53
1:1:91:GLN:HG3	1:1:96:ASP:OD1	2.08	0.53
1:3:573:GLN:HB2	1:3:602:CYS:O	2.09	0.53
1:2:730:LEU:N	1:2:730:LEU:HD12	2.24	0.52
1:1:260:LEU:HD11	1:1:309:TYR:HB3	1.91	0.52
1:1:52:ARG:O	1:1:213:SER:HB2	2.10	0.52
1:2:573:GLN:HB2	1:2:602:CYS:O	2.10	0.52
1:3:369:GLU:HG3	1:3:397:LEU:HD21	1.91	0.52

Continued on next page...

Continued from previous page...

Atom-1	Atom-2	Distance(Å)	Clash(Å)
1:3:730:LEU:HD12	1:3:730:LEU:N	2.24	0.52
1:2:950:GLN:HB2	1:2:1023:LYS:HB2	1.92	0.52
1:4:369:GLU:HG3	1:4:397:LEU:HD21	1.91	0.52
1:4:892:ALA:HB3	1:4:946:TYR:CE1	2.45	0.51
1:1:756:TRP:CD2	1:1:858:ILE:HD13	2.45	0.51
1:2:630:ARG:HE	5:2:7024:DMS:H23	1.75	0.51
1:1:730:LEU:HD12	1:1:730:LEU:N	2.25	0.51
1:3:800:ARG:HG2	1:3:800:ARG:HH11	1.75	0.51
1:1:892:ALA:HB3	1:1:946:TYR:CE1	2.45	0.51
1:3:730:LEU:HD21	1:4:823:LEU:O	2.10	0.51
1:1:945:ASN:OD1	1:1:950:GLN:HG3	2.10	0.51
1:4:277:GLU:HG2	6:4:4549:HOH:O	2.09	0.51
1:4:751:LEU:HD21	1:4:860:GLY:O	2.11	0.50
1:2:730:LEU:H	1:2:730:LEU:HD12	1.77	0.50
1:1:148:SER:HA	1:1:165:SER:OG	2.11	0.50
1:3:579:ASP:OD2	1:3:583:ASN:HB2	2.11	0.50
1:4:316:HIS:HB2	1:4:321:THR:O	2.11	0.50
1:2:369:GLU:HG3	1:2:397:LEU:HD21	1.93	0.50
1:1:653:HIS:HB3	6:1:4865:HOH:O	2.11	0.50
1:4:730:LEU:N	1:4:730:LEU:HD12	2.25	0.50
1:1:800:ARG:HH11	1:1:800:ARG:HG2	1.77	0.50
1:3:749:ILE:HB	1:3:756:TRP:HB2	1.92	0.50
1:3:892:ALA:HB3	1:3:946:TYR:CE1	2.46	0.50
1:2:433:LEU:HB3	1:2:434:PRO:HD3	1.94	0.50
1:3:433:LEU:HB3	1:3:434:PRO:HD3	1.94	0.50
1:1:260:LEU:HD11	1:1:309:TYR:CB	2.41	0.50
1:4:800:ARG:HH11	1:4:800:ARG:HG2	1.76	0.50
1:4:767:GLN:HE22	1:4:774:LYS:HE3	1.77	0.50
1:4:579:ASP:OD2	1:4:583:ASN:HB2	2.12	0.50
1:2:892:ALA:HB3	1:2:946:TYR:CE1	2.47	0.50
1:2:800:ARG:HG2	1:2:800:ARG:HH11	1.76	0.49
1:3:730:LEU:HD12	1:3:730:LEU:H	1.77	0.49
1:2:634:GLN:HB2	1:2:681:GLU:OE2	2.12	0.49
1:1:369:GLU:HG3	1:1:397:LEU:HD21	1.92	0.49
1:4:748:CYS:C	1:4:749:ILE:HD12	2.32	0.49
1:1:634:GLN:HB2	1:1:681:GLU:OE2	2.13	0.49
1:4:738:PRO:HB2	1:4:834:VAL:HG23	1.94	0.49
1:1:646:HIS:CE1	1:1:671:ASP:OD1	2.65	0.49
1:4:730:LEU:HD12	1:4:730:LEU:H	1.77	0.49
1:4:634:GLN:HB2	1:4:681:GLU:OE2	2.12	0.49
1:1:823:LEU:O	1:2:730:LEU:HD21	2.12	0.49
1:3:688:PRO:HD3	1:3:694:LEU:HD11	1.95	0.49

Continued on next page...

Continued from previous page...

Atom-1	Atom-2	Distance(Å)	Clash(Å)
1:4:549:PHE:CE2	1:4:620:ALA:HA	2.48	0.49
1:4:433:LEU:HB3	1:4:434:PRO:HD3	1.95	0.49
1:1:887:GLN:NE2	1:1:980:GLU:O	2.46	0.48
1:1:637:GLU:HB2	5:1:7019:DMS:H13	1.95	0.48
1:3:148:SER:HA	1:3:165:SER:OG	2.13	0.48
1:2:658:LEU:HD22	1:2:688:PRO:HB2	1.95	0.48
1:3:887:GLN:NE2	1:3:980:GLU:O	2.46	0.48
1:1:737:ILE:HD12	1:1:738:PRO:CD	2.43	0.48
1:4:769:TRP:HA	1:4:773:LYS:O	2.14	0.48
1:3:658:LEU:HD22	1:3:688:PRO:HB2	1.95	0.48
1:2:688:PRO:HD3	1:2:694:LEU:HD11	1.96	0.48
1:1:433:LEU:HB3	1:1:434:PRO:HD3	1.95	0.48
1:1:724:GLU:O	1:2:847:LYS:NZ	2.47	0.48
1:4:809:ARG:HD2	6:4:4569:HOH:O	2.14	0.48
1:3:634:GLN:HB2	1:3:681:GLU:OE2	2.13	0.48
1:1:561:ARG:HD3	1:2:525:SER:O	2.14	0.48
1:4:887:GLN:NE2	1:4:980:GLU:O	2.47	0.48
1:3:701:VAL:O	1:3:703:PRO:HD3	2.14	0.47
1:3:249:GLU:CD	1:3:251:ARG:HD3	2.34	0.47
1:1:688:PRO:HD3	1:1:694:LEU:HD11	1.95	0.47
1:4:36:TRP:O	1:4:37:ARG:HD3	2.13	0.47
1:2:476:LYS:HD2	6:2:4199:HOH:O	2.14	0.47
1:4:646:HIS:NE2	1:4:671:ASP:OD1	2.47	0.47
1:4:688:PRO:HD3	1:4:694:LEU:HD11	1.95	0.47
1:2:148:SER:HA	1:2:165:SER:OG	2.13	0.47
1:3:533:LEU:HD23	1:3:533:LEU:C	2.34	0.47
1:3:355:ASN:OD1	1:3:388:ARG:HD3	2.14	0.47
1:4:658:LEU:HD22	1:4:688:PRO:HB2	1.96	0.47
1:4:701:VAL:O	1:4:703:PRO:HD3	2.15	0.47
1:1:730:LEU:HD12	1:1:730:LEU:H	1.78	0.47
1:4:774:LYS:HE2	1:4:776:LEU:O	2.15	0.47
1:4:751:LEU:HD23	1:4:862:GLY:HA2	1.96	0.47
1:1:748:CYS:C	1:1:749:ILE:HD12	2.35	0.47
1:1:658:LEU:HD22	1:1:688:PRO:HB2	1.96	0.47
1:1:755:ARG:HB2	1:1:769:TRP:HB2	1.97	0.47
1:3:823:LEU:O	1:4:730:LEU:HD21	2.15	0.47
1:3:476:LYS:HD2	6:3:4199:HOH:O	2.15	0.47
1:4:355:ASN:OD1	1:4:388:ARG:HD3	2.15	0.47
1:4:749:ILE:HD11	1:4:836:ILE:HD11	1.97	0.47
1:3:546:LEU:HA	6:3:4128:HOH:O	2.14	0.47
1:4:306:PRO:HD2	6:4:4751:HOH:O	2.14	0.47
1:3:576:ILE:HG12	5:3:7008:DMS:H22	1.97	0.46

Continued on next page...

Continued from previous page...

Atom-1	Atom-2	Distance(Å)	Clash(Å)
1:3:754:LYS:HA	1:3:769:TRP:O	2.16	0.46
1:4:499:ILE:HG22	1:4:501:PRO:HD3	1.98	0.46
1:4:427:THR:HG21	1:4:462:SER:HB3	1.97	0.46
1:2:595:THR:HA	1:2:596:PRO:C	2.36	0.46
1:3:153:TRP:HB2	1:3:185:ALA:HB3	1.97	0.46
1:1:37:ARG:HG2	1:1:50:GLN:NE2	2.31	0.46
1:2:427:THR:HG21	1:2:462:SER:HB3	1.98	0.46
1:2:549:PHE:CE2	1:2:620:ALA:HA	2.49	0.46
1:1:549:PHE:CE2	1:1:620:ALA:HA	2.50	0.46
1:2:890:GLN:HG3	1:2:891:VAL:N	2.31	0.46
1:2:887:GLN:NE2	1:2:980:GLU:O	2.49	0.46
1:2:250:LEU:O	1:2:251:ARG:HD2	2.15	0.46
1:2:533:LEU:HD23	1:2:533:LEU:C	2.36	0.46
1:4:131:GLU:HG3	6:4:4732:HOH:O	2.15	0.46
1:1:153:TRP:HB2	1:1:185:ALA:HB3	1.97	0.46
1:3:861:SER:OG	1:3:863:GLN:HG3	2.16	0.46
1:4:533:LEU:HD23	1:4:533:LEU:C	2.36	0.46
1:3:245:GLN:HG2	1:3:288:ARG:CG	2.42	0.46
1:3:749:ILE:HD13	1:3:858:ILE:HD12	1.97	0.46
1:4:245:GLN:HG2	1:4:288:ARG:CG	2.39	0.45
1:2:355:ASN:OD1	1:2:388:ARG:HD3	2.16	0.45
1:1:648:ASP:HB3	6:1:4828:HOH:O	2.14	0.45
1:1:49:GLN:HG2	6:1:4609:HOH:O	2.15	0.45
1:3:427:THR:HG21	1:3:462:SER:HB3	1.99	0.45
1:1:240:LEU:HD23	1:1:240:LEU:C	2.37	0.45
1:2:499:ILE:HG22	1:2:501:PRO:HD3	1.99	0.45
1:1:701:VAL:O	1:1:703:PRO:HD3	2.17	0.45
1:1:255:ARG:HG3	1:1:318:ALA:HA	1.97	0.45
1:2:153:TRP:HB2	1:2:185:ALA:HB3	1.98	0.45
1:1:499:ILE:HG22	1:1:501:PRO:HD3	1.98	0.45
1:2:739:HIS:O	1:2:749:ILE:HA	2.16	0.45
1:4:153:TRP:HB2	1:4:185:ALA:HB3	1.98	0.45
1:4:595:THR:HA	1:4:596:PRO:C	2.37	0.45
1:3:240:LEU:HD23	1:3:240:LEU:C	2.36	0.45
1:1:742:THR:HG22	1:1:743:SER:N	2.32	0.45
1:3:549:PHE:CE2	1:3:620:ALA:HA	2.51	0.45
1:4:890:GLN:HG3	1:4:891:VAL:N	2.31	0.45
1:3:499:ILE:HG22	1:3:501:PRO:HD3	1.99	0.45
1:1:28:ALA:HB1	6:1:4889:HOH:O	2.16	0.45
1:1:533:LEU:HD23	1:1:533:LEU:C	2.37	0.45
1:1:595:THR:HA	1:1:596:PRO:C	2.37	0.45
1:1:473:ARG:NH1	6:1:4608:HOH:O	2.50	0.45

Continued on next page...

Continued from previous page...

Atom-1	Atom-2	Distance(Å)	Clash(Å)
1:2:754:LYS:HA	1:2:769:TRP:O	2.18	0.44
1:1:355:ASN:OD1	1:1:388:ARG:HD3	2.17	0.44
1:4:52:ARG:O	1:4:213:SER:HB2	2.17	0.44
1:2:701:VAL:O	1:2:703:PRO:HD3	2.18	0.44
1:4:240:LEU:HD23	1:4:240:LEU:C	2.37	0.44
1:4:194:GLY:O	1:4:198:GLU:HG3	2.18	0.44
1:4:124:SER:HA	1:4:184:LEU:O	2.17	0.44
1:3:595:THR:HA	1:3:596:PRO:C	2.37	0.44
1:4:246:MET:C	1:4:246:MET:SD	2.95	0.44
1:3:857:ARG:HG2	1:3:857:ARG:HH11	1.82	0.44
1:2:240:LEU:C	1:2:240:LEU:HD23	2.38	0.44
1:1:472:TYR:O	1:1:476:LYS:HG2	2.18	0.44
1:1:890:GLN:HG3	1:1:891:VAL:N	2.32	0.44
1:1:883:GLY:HA3	1:1:987:ASP:HA	2.00	0.44
1:4:749:ILE:HG13	1:4:834:VAL:HG11	2.00	0.43
1:3:250:LEU:O	1:3:251:ARG:HD2	2.17	0.43
1:3:390:SER:HA	1:3:391:HIS:HA	1.74	0.43
1:4:472:TYR:O	1:4:476:LYS:HG2	2.18	0.43
1:4:59:ARG:HB2	1:4:124:SER:OG	2.19	0.43
1:3:755:ARG:HB2	1:3:769:TRP:HB2	2.00	0.43
1:2:784:PHE:HA	1:2:881:ARG:O	2.18	0.43
1:1:251:ARG:HG3	1:1:253:TYR:CZ	2.53	0.43
1:4:305:ILE:HA	6:4:4751:HOH:O	2.19	0.43
1:1:777:LEU:HB2	1:1:887:GLN:HG2	2.00	0.43
1:3:890:GLN:HG3	1:3:891:VAL:N	2.32	0.43
1:4:883:GLY:HA3	1:4:987:ASP:HA	1.99	0.43
1:1:124:SER:HA	1:1:184:LEU:O	2.18	0.43
1:1:59:ARG:HB2	1:1:124:SER:OG	2.19	0.43
1:4:863:GLN:HG2	1:4:1021:CYS:CB	2.48	0.43
1:3:472:TYR:O	1:3:476:LYS:HG2	2.18	0.43
1:1:784:PHE:HA	1:1:881:ARG:O	2.19	0.43
1:3:784:PHE:HA	1:3:881:ARG:O	2.18	0.43
1:4:100:TYR:CE1	1:4:602:CYS:HB3	2.54	0.43
1:1:854:LYS:HA	1:1:867:THR:O	2.19	0.43
1:1:133:TRP:CE3	1:1:216:HIS:HB2	2.54	0.43
1:4:292:ARG:HH12	5:4:7009:DMS:C1	2.32	0.43
1:4:857:ARG:HH11	1:4:857:ARG:HG2	1.83	0.43
1:2:883:GLY:HA3	1:2:987:ASP:HA	1.99	0.43
1:2:833:ALA:HB1	1:2:858:ILE:O	2.19	0.43
1:3:817:GLN:HG2	6:3:4333:HOH:O	2.19	0.43
1:2:292:ARG:HH12	5:2:7009:DMS:H13	1.84	0.42
1:4:854:LYS:HA	1:4:867:THR:O	2.19	0.42

Continued on next page...

Continued from previous page...

Atom-1	Atom-2	Distance(Å)	Clash(Å)
1:1:246:MET:C	1:1:246:MET:SD	2.97	0.42
1:1:245:GLN:HG2	1:1:288:ARG:CG	2.41	0.42
1:3:59:ARG:HB2	1:3:124:SER:OG	2.19	0.42
1:1:857:ARG:HH11	1:1:857:ARG:HG2	1.83	0.42
1:3:124:SER:HA	1:3:184:LEU:O	2.19	0.42
1:1:427:THR:HG21	1:1:462:SER:HB3	2.00	0.42
1:2:245:GLN:HG2	1:2:288:ARG:CG	2.41	0.42
1:1:131:GLU:HG3	1:1:135:GLN:CG	2.50	0.42
1:2:472:TYR:O	1:2:476:LYS:HG2	2.20	0.42
1:1:521:LYS:HE2	6:1:4411:HOH:O	2.19	0.42
1:3:652:LEU:HD11	1:3:698:VAL:HB	2.01	0.42
1:2:857:ARG:HG2	1:2:857:ARG:HH11	1.84	0.42
1:2:843:GLN:HG2	1:2:848:THR:HA	2.02	0.42
1:2:124:SER:HA	1:2:184:LEU:O	2.19	0.42
1:4:751:LEU:HD23	1:4:862:GLY:CA	2.50	0.42
1:3:576:ILE:HD11	6:3:4216:HOH:O	2.18	0.42
1:3:843:GLN:HG2	1:3:848:THR:HA	2.02	0.42
1:4:843:GLN:HG2	1:4:848:THR:HA	2.02	0.42
1:1:100:TYR:CE1	1:1:602:CYS:HB3	2.54	0.42
1:4:777:LEU:HB2	1:4:887:GLN:HG2	2.01	0.42
1:1:652:LEU:HD11	1:1:698:VAL:HB	2.01	0.42
1:2:708:TRP:CE3	1:2:709:SER:HB3	2.55	0.42
1:2:777:LEU:HB2	1:2:887:GLN:HG2	2.02	0.42
1:4:225:PHE:HA	1:4:243:GLU:O	2.20	0.42
1:1:737:ILE:O	1:1:737:ILE:HG23	2.20	0.42
1:1:131:GLU:HG3	1:1:135:GLN:HG3	2.01	0.42
1:4:257:THR:HA	1:4:270:GLY:O	2.19	0.42
1:3:883:GLY:HA3	1:3:987:ASP:HA	2.01	0.42
1:3:100:TYR:CE1	1:3:602:CYS:HB3	2.55	0.41
1:3:777:LEU:HB2	1:3:887:GLN:HG2	2.01	0.41
1:3:305:ILE:HD11	1:3:645:ARG:HB3	2.01	0.41
1:4:377:LEU:CD2	1:4:708:TRP:HA	2.49	0.41
1:3:200:GLN:HG2	1:3:391:HIS:HB2	2.02	0.41
1:2:225:PHE:HA	1:2:243:GLU:O	2.20	0.41
1:1:619:GLU:HA	1:1:912:ALA:HB2	2.03	0.41
1:3:578:TYR:CE2	1:3:584:PRO:HB3	2.55	0.41
1:4:652:LEU:HD11	1:4:698:VAL:HB	2.02	0.41
1:1:437:SER:O	1:1:441:THR:HG23	2.21	0.41
1:4:708:TRP:CE3	1:4:709:SER:HB3	2.55	0.41
1:3:52:ARG:HD2	6:3:4818:HOH:O	2.20	0.41
1:4:973:ARG:O	5:4:7014:DMS:H22	2.20	0.41
1:3:596:PRO:HG2	6:3:4456:HOH:O	2.21	0.41

Continued on next page...

Continued from previous page...

Atom-1	Atom-2	Distance(Å)	Clash(Å)
1:4:652:LEU:O	1:4:667:GLU:HA	2.21	0.41
1:4:166:ARG:HG3	1:4:392:TYR:HB2	2.02	0.41
1:1:250:LEU:HD11	1:1:287:ASP:HA	2.01	0.41
1:2:652:LEU:HD11	1:2:698:VAL:HB	2.02	0.41
1:1:780:LEU:HA	1:1:886:CYS:HB3	2.02	0.41
1:1:818:ALA:HB3	6:1:4943:HOH:O	2.19	0.41
1:2:59:ARG:HB2	1:2:124:SER:OG	2.21	0.41
1:2:674:PRO:O	1:2:675:GLN:HB2	2.20	0.41
1:3:292:ARG:HH12	5:3:7009:DMS:C1	2.33	0.41
1:2:571:VAL:CG2	1:2:609:ALA:HA	2.51	0.41
1:3:613:PRO:HB3	1:3:617:LEU:HD23	2.03	0.41
1:3:652:LEU:O	1:3:667:GLU:HA	2.21	0.41
1:1:652:LEU:O	1:1:667:GLU:HA	2.21	0.41
1:2:652:LEU:O	1:2:667:GLU:HA	2.21	0.41
1:4:637:GLU:HB2	5:4:7021:DMS:S	2.60	0.41
1:3:111:PRO:HA	1:3:112:PRO:HA	1.88	0.41
1:3:225:PHE:HA	1:3:243:GLU:O	2.21	0.41
1:2:568:TRP:HA	1:2:569:ASP:HA	1.84	0.41
1:2:757:GLN:O	1:2:765:LEU:HD12	2.21	0.41
1:2:143:PHE:O	1:2:168:PRO:HA	2.21	0.41
1:3:619:GLU:HA	1:3:912:ALA:HB2	2.03	0.41
1:1:166:ARG:HG3	1:1:392:TYR:HB2	2.03	0.41
1:4:780:LEU:HA	1:4:886:CYS:HB3	2.02	0.41
1:2:305:ILE:HD11	1:2:645:ARG:HB3	2.02	0.41
1:2:854:LYS:HA	1:2:867:THR:O	2.21	0.40
1:4:571:VAL:CG2	1:4:609:ALA:HA	2.51	0.40
1:4:767:GLN:HE22	1:4:774:LYS:HG3	1.80	0.40
1:3:433:LEU:N	1:3:434:PRO:CD	2.84	0.40
1:3:747:PHE:HB2	1:3:758:PHE:HB2	2.04	0.40
1:2:437:SER:O	1:2:441:THR:HG23	2.20	0.40
1:3:600:GLN:CD	1:3:600:GLN:H	2.25	0.40
1:2:166:ARG:HG3	1:2:392:TYR:HB2	2.03	0.40
1:1:708:TRP:CE3	1:1:709:SER:HB3	2.56	0.40
1:3:377:LEU:CD2	1:3:708:TRP:HA	2.50	0.40
1:4:784:PHE:HA	1:4:881:ARG:O	2.21	0.40
1:1:225:PHE:HA	1:1:243:GLU:O	2.22	0.40
1:2:291:LEU:HD22	1:2:291:LEU:N	2.36	0.40
1:1:600:GLN:H	1:1:600:GLN:CD	2.24	0.40
1:1:843:GLN:HG2	1:1:848:THR:HA	2.02	0.40
1:3:739:HIS:O	1:3:749:ILE:HA	2.21	0.40
1:3:287:ASP:N	1:3:287:ASP:OD1	2.51	0.40
1:1:194:GLY:O	1:1:198:GLU:HG3	2.21	0.40

Continued on next page...

Continued from previous page...

Atom-1	Atom-2	Distance(Å)	Clash(Å)
1:3:610:ASP:O	1:3:611:ARG:HB2	2.21	0.40
1:2:100:TYR:CE1	1:2:602:CYS:HB3	2.57	0.40
1:4:800:ARG:NH1	1:4:800:ARG:HG2	2.37	0.40
1:2:13:ARG:N	6:2:5013:HOH:O	2.54	0.40

There are no symmetry-related clashes.

5.3 Torsion angles

5.3.1 Protein backbone ⓘ

In the following table, the Percentiles column shows the percent Ramachandran outliers of the chain as a percentile score with respect to all X-ray entries followed by that with respect to entries of similar resolution. The Analysed column shows the number of residues for which the backbone conformation was analysed, and the total number of residues.

Mol	Chain	Analysed	Favoured	Allowed	Outliers	Percentiles	
1	1	1009/1052 (96%)	964 (96%)	45 (4%)	0	100	100
1	2	1009/1052 (96%)	961 (95%)	48 (5%)	0	100	100
1	3	1009/1052 (96%)	960 (95%)	49 (5%)	0	100	100
1	4	1009/1052 (96%)	963 (95%)	46 (5%)	0	100	100
All	All	4036/4208 (96%)	3848 (95%)	188 (5%)	0	100	100

There are no Ramachandran outliers to report.

5.3.2 Protein sidechains ⓘ

In the following table, the Percentiles column shows the percent sidechain outliers of the chain as a percentile score with respect to all X-ray entries followed by that with respect to entries of similar resolution. The Analysed column shows the number of residues for which the sidechain conformation was analysed, and the total number of residues.

Mol	Chain	Analysed	Rotameric	Outliers	Percentiles	
1	1	863/897 (96%)	855 (99%)	8 (1%)	87	94
1	2	863/897 (96%)	855 (99%)	8 (1%)	87	94
1	3	863/897 (96%)	857 (99%)	6 (1%)	91	96
1	4	863/897 (96%)	855 (99%)	8 (1%)	87	94
All	All	3452/3588 (96%)	3422 (99%)	30 (1%)	87	94

All (30) residues with a non-rotameric sidechain are listed below:

Mol	Chain	Res	Type
1	1	319	ASP
1	1	333	ARG
1	1	431	ARG
1	1	519	SER
1	1	546	LEU
1	1	672	VAL
1	1	687	GLN
1	1	850	PHE
1	2	333	ARG
1	2	431	ARG
1	2	519	SER
1	2	546	LEU
1	2	646	HIS
1	2	687	GLN
1	2	772	ASP
1	2	850	PHE
1	3	333	ARG
1	3	519	SER
1	3	546	LEU
1	3	672	VAL
1	3	687	GLN
1	3	850	PHE
1	4	148	SER
1	4	333	ARG
1	4	431	ARG
1	4	519	SER
1	4	546	LEU
1	4	648	ASP
1	4	687	GLN
1	4	850	PHE

Some sidechains can be flipped to improve hydrogen bonding and reduce clashes. All (26) such sidechains are listed below:

Mol	Chain	Res	Type
1	1	363	HIS
1	1	510	GLN
1	1	583	ASN
1	1	634	GLN
1	1	653	HIS
1	1	704	ASN
1	1	804	ASN

Continued on next page...

Continued from previous page...

Mol	Chain	Res	Type
1	2	510	GLN
1	2	739	HIS
1	2	804	ASN
1	2	1022	GLN
1	3	262	GLN
1	3	510	GLN
1	3	583	ASN
1	3	653	HIS
1	3	739	HIS
1	3	757	GLN
1	3	804	ASN
1	4	50	GLN
1	4	510	GLN
1	4	554	GLN
1	4	583	ASN
1	4	628	GLN
1	4	634	GLN
1	4	804	ASN
1	4	863	GLN

5.3.3 RNA ⓘ

There are no RNA chains in this entry.

5.4 Non-standard residues in protein, DNA, RNA chains ⓘ

There are no non-standard protein/DNA/RNA residues in this entry.

5.5 Carbohydrates ⓘ

There are no carbohydrates in this entry.

5.6 Ligand geometry ⓘ

Of 141 ligands modelled in this entry, 28 are monoatomic - leaving 113 for Mogul analysis.

In the following table, the Counts columns list the number of bonds (or angles) for which Mogul statistics could be retrieved, the number of bonds (or angles) that are observed in the model and the number of bonds (or angles) that are defined in the chemical component dictionary. The Link column lists molecule types, if any, to which the group is linked. The Z score for a bond length (or angle) is the number of standard deviations the observed value is removed from the expected

value. A bond length (or angle) with $|Z| > 2$ is considered an outlier worth inspection. RMSZ is the root-mean-square of all Z scores of the bond lengths (or angles).

Mol	Type	Chain	Res	Link	Bond lengths			Bond angles		
					Counts	RMSZ	$\# Z > 2$	Counts	RMSZ	$\# Z > 2$
4	GAI	1	2001	-	3,3,3	0.95	0	3,3,3	1.24	0
5	DMS	1	7000	-	3,3,3	0.20	0	3,3,3	0.59	0
5	DMS	1	7001	-	3,3,3	0.23	0	3,3,3	0.54	0
5	DMS	1	7002	-	3,3,3	0.20	0	3,3,3	0.53	0
5	DMS	1	7003	-	3,3,3	0.18	0	3,3,3	0.60	0
5	DMS	1	7004	-	3,3,3	0.18	0	3,3,3	0.56	0
5	DMS	1	7005	-	3,3,3	0.21	0	3,3,3	0.56	0
5	DMS	1	7006	-	3,3,3	0.22	0	3,3,3	0.54	0
5	DMS	1	7007	-	3,3,3	0.20	0	3,3,3	0.54	0
5	DMS	1	7008	-	3,3,3	0.23	0	3,3,3	0.51	0
5	DMS	1	7009	-	3,3,3	0.21	0	3,3,3	0.53	0
5	DMS	1	7010	-	3,3,3	0.20	0	3,3,3	0.55	0
5	DMS	1	7011	-	3,3,3	0.22	0	3,3,3	0.56	0
5	DMS	1	7012	-	3,3,3	0.23	0	3,3,3	0.56	0
5	DMS	1	7013	-	3,3,3	0.18	0	3,3,3	0.56	0
5	DMS	1	7014	-	3,3,3	0.23	0	3,3,3	0.54	0
5	DMS	1	7015	-	3,3,3	0.22	0	3,3,3	0.55	0
5	DMS	1	7016	-	3,3,3	0.23	0	3,3,3	0.56	0
5	DMS	1	7017	-	3,3,3	0.24	0	3,3,3	0.58	0
5	DMS	1	7018	-	3,3,3	0.23	0	3,3,3	0.54	0
5	DMS	1	7019	-	3,3,3	0.24	0	3,3,3	0.56	0
5	DMS	1	7020	-	3,3,3	0.23	0	3,3,3	0.57	0
5	DMS	1	7021	-	3,3,3	0.24	0	3,3,3	0.56	0
5	DMS	1	7022	-	3,3,3	0.22	0	3,3,3	0.56	0
5	DMS	1	7023	-	3,3,3	0.22	0	3,3,3	0.55	0
5	DMS	1	7024	-	3,3,3	0.23	0	3,3,3	0.57	0
4	GAI	2	2001	-	3,3,3	0.87	0	3,3,3	1.25	0
5	DMS	2	7000	-	3,3,3	0.22	0	3,3,3	0.55	0
5	DMS	2	7001	-	3,3,3	0.20	0	3,3,3	0.54	0
5	DMS	2	7002	-	3,3,3	0.21	0	3,3,3	0.51	0
5	DMS	2	7003	-	3,3,3	0.22	0	3,3,3	0.62	0
5	DMS	2	7004	-	3,3,3	0.27	0	3,3,3	0.56	0
5	DMS	2	7005	-	3,3,3	0.24	0	3,3,3	0.56	0
5	DMS	2	7006	-	3,3,3	0.18	0	3,3,3	0.55	0
5	DMS	2	7007	-	3,3,3	0.21	0	3,3,3	0.54	0
5	DMS	2	7008	-	3,3,3	0.22	0	3,3,3	0.55	0
5	DMS	2	7009	-	3,3,3	0.24	0	3,3,3	0.52	0
5	DMS	2	7010	-	3,3,3	0.24	0	3,3,3	0.55	0
5	DMS	2	7011	-	3,3,3	0.22	0	3,3,3	0.56	0
5	DMS	2	7012	-	3,3,3	0.22	0	3,3,3	0.56	0

Mol	Type	Chain	Res	Link	Bond lengths			Bond angles		
					Counts	RMSZ	# Z > 2	Counts	RMSZ	# Z > 2
5	DMS	2	7013	-	3,3,3	0.22	0	3,3,3	0.56	0
5	DMS	2	7014	-	3,3,3	0.21	0	3,3,3	0.55	0
5	DMS	2	7015	-	3,3,3	0.22	0	3,3,3	0.54	0
5	DMS	2	7016	3	3,3,3	0.24	0	3,3,3	0.55	0
5	DMS	2	7017	-	3,3,3	0.22	0	3,3,3	0.55	0
5	DMS	2	7018	-	3,3,3	0.23	0	3,3,3	0.57	0
5	DMS	2	7019	-	3,3,3	0.22	0	3,3,3	0.55	0
5	DMS	2	7020	-	3,3,3	0.17	0	3,3,3	0.55	0
5	DMS	2	7021	-	3,3,3	0.18	0	3,3,3	0.54	0
5	DMS	2	7022	-	3,3,3	0.24	0	3,3,3	0.55	0
5	DMS	2	7023	-	3,3,3	0.23	0	3,3,3	0.55	0
5	DMS	2	7024	-	3,3,3	0.23	0	3,3,3	0.57	0
5	DMS	2	7025	-	3,3,3	0.23	0	3,3,3	0.57	0
5	DMS	2	7026	-	3,3,3	0.26	0	3,3,3	0.52	0
5	DMS	2	7027	-	3,3,3	0.24	0	3,3,3	0.57	0
5	DMS	2	7028	-	3,3,3	0.22	0	3,3,3	0.55	0
5	DMS	2	7029	-	3,3,3	0.23	0	3,3,3	0.57	0
5	DMS	3	1024	-	3,3,3	0.26	0	3,3,3	0.55	0
4	GAI	3	2001	-	3,3,3	0.91	0	3,3,3	1.24	0
5	DMS	3	7000	-	3,3,3	0.18	0	3,3,3	0.55	0
5	DMS	3	7001	-	3,3,3	0.16	0	3,3,3	0.55	0
5	DMS	3	7002	-	3,3,3	0.19	0	3,3,3	0.51	0
5	DMS	3	7003	-	3,3,3	0.17	0	3,3,3	0.60	0
5	DMS	3	7004	-	3,3,3	0.23	0	3,3,3	0.56	0
5	DMS	3	7005	-	3,3,3	0.23	0	3,3,3	0.55	0
5	DMS	3	7006	-	3,3,3	0.19	0	3,3,3	0.54	0
5	DMS	3	7007	-	3,3,3	0.22	0	3,3,3	0.57	0
5	DMS	3	7008	-	3,3,3	0.23	0	3,3,3	0.54	0
5	DMS	3	7009	-	3,3,3	0.25	0	3,3,3	0.55	0
5	DMS	3	7010	-	3,3,3	0.21	0	3,3,3	0.54	0
5	DMS	3	7011	-	3,3,3	0.21	0	3,3,3	0.52	0
5	DMS	3	7012	-	3,3,3	0.21	0	3,3,3	0.55	0
5	DMS	3	7013	-	3,3,3	0.21	0	3,3,3	0.56	0
5	DMS	3	7014	-	3,3,3	0.22	0	3,3,3	0.56	0
5	DMS	3	7015	-	3,3,3	0.20	0	3,3,3	0.54	0
5	DMS	3	7016	-	3,3,3	0.23	0	3,3,3	0.52	0
5	DMS	3	7017	-	3,3,3	0.20	0	3,3,3	0.54	0
5	DMS	3	7018	-	3,3,3	0.21	0	3,3,3	0.53	0
5	DMS	3	7019	-	3,3,3	0.22	0	3,3,3	0.54	0
5	DMS	3	7020	-	3,3,3	0.23	0	3,3,3	0.57	0
5	DMS	3	7021	-	3,3,3	0.22	0	3,3,3	0.56	0
5	DMS	3	7022	-	3,3,3	0.19	0	3,3,3	0.55	0
5	DMS	3	7023	-	3,3,3	0.25	0	3,3,3	0.55	0

Mol	Type	Chain	Res	Link	Bond lengths			Bond angles		
					Counts	RMSZ	# Z > 2	Counts	RMSZ	# Z > 2
5	DMS	3	7024	-	3,3,3	0.20	0	3,3,3	0.52	0
5	DMS	3	7025	-	3,3,3	0.22	0	3,3,3	0.54	0
5	DMS	3	7026	-	3,3,3	0.23	0	3,3,3	0.57	0
4	GAI	4	2001	-	3,3,3	0.88	0	3,3,3	1.21	0
5	DMS	4	7000	-	3,3,3	0.23	0	3,3,3	0.58	0
5	DMS	4	7001	-	3,3,3	0.15	0	3,3,3	0.57	0
5	DMS	4	7002	-	3,3,3	0.22	0	3,3,3	0.54	0
5	DMS	4	7003	-	3,3,3	0.26	0	3,3,3	0.59	0
5	DMS	4	7004	-	3,3,3	0.23	0	3,3,3	0.52	0
5	DMS	4	7005	-	3,3,3	0.19	0	3,3,3	0.54	0
5	DMS	4	7006	-	3,3,3	0.20	0	3,3,3	0.55	0
5	DMS	4	7007	-	3,3,3	0.23	0	3,3,3	0.57	0
5	DMS	4	7008	-	3,3,3	0.23	0	3,3,3	0.54	0
5	DMS	4	7009	-	3,3,3	0.21	0	3,3,3	0.52	0
5	DMS	4	7010	-	3,3,3	0.24	0	3,3,3	0.57	0
5	DMS	4	7011	-	3,3,3	0.22	0	3,3,3	0.56	0
5	DMS	4	7012	-	3,3,3	0.23	0	3,3,3	0.56	0
5	DMS	4	7013	-	3,3,3	0.24	0	3,3,3	0.56	0
5	DMS	4	7014	-	3,3,3	0.20	0	3,3,3	0.54	0
5	DMS	4	7015	-	3,3,3	0.19	0	3,3,3	0.57	0
5	DMS	4	7016	-	3,3,3	0.23	0	3,3,3	0.55	0
5	DMS	4	7017	-	3,3,3	0.22	0	3,3,3	0.57	0
5	DMS	4	7018	-	3,3,3	0.22	0	3,3,3	0.57	0
5	DMS	4	7019	-	3,3,3	0.27	0	3,3,3	0.57	0
5	DMS	4	7020	-	3,3,3	0.25	0	3,3,3	0.57	0
5	DMS	4	7021	-	3,3,3	0.23	0	3,3,3	0.56	0
5	DMS	4	7022	-	3,3,3	0.22	0	3,3,3	0.55	0
5	DMS	4	7023	-	3,3,3	0.23	0	3,3,3	0.55	0
5	DMS	4	7024	-	3,3,3	0.21	0	3,3,3	0.55	0
5	DMS	4	7025	-	3,3,3	0.25	0	3,3,3	0.54	0

In the following table, the Chirals column lists the number of chiral outliers, the number of chiral centers analysed, the number of these observed in the model and the number defined in the chemical component dictionary. Similar counts are reported in the Torsion and Rings columns. '-' means no outliers of that kind were identified.

Mol	Type	Chain	Res	Link	Chirals	Torsions	Rings
4	GAI	1	2001	-	-	0/0/0/0	0/0/0/0
5	DMS	1	7000	-	-	0/0/0/0	0/0/0/0
5	DMS	1	7001	-	-	0/0/0/0	0/0/0/0
5	DMS	1	7002	-	-	0/0/0/0	0/0/0/0
5	DMS	1	7003	-	-	0/0/0/0	0/0/0/0
5	DMS	1	7004	-	-	0/0/0/0	0/0/0/0

Continued on next page...

Continued from previous page...

Mol	Type	Chain	Res	Link	Chirals	Torsions	Rings
5	DMS	1	7005	-	-	0/0/0/0	0/0/0/0
5	DMS	1	7006	-	-	0/0/0/0	0/0/0/0
5	DMS	1	7007	-	-	0/0/0/0	0/0/0/0
5	DMS	1	7008	-	-	0/0/0/0	0/0/0/0
5	DMS	1	7009	-	-	0/0/0/0	0/0/0/0
5	DMS	1	7010	-	-	0/0/0/0	0/0/0/0
5	DMS	1	7011	-	-	0/0/0/0	0/0/0/0
5	DMS	1	7012	-	-	0/0/0/0	0/0/0/0
5	DMS	1	7013	-	-	0/0/0/0	0/0/0/0
5	DMS	1	7014	-	-	0/0/0/0	0/0/0/0
5	DMS	1	7015	-	-	0/0/0/0	0/0/0/0
5	DMS	1	7016	-	-	0/0/0/0	0/0/0/0
5	DMS	1	7017	-	-	0/0/0/0	0/0/0/0
5	DMS	1	7018	-	-	0/0/0/0	0/0/0/0
5	DMS	1	7019	-	-	0/0/0/0	0/0/0/0
5	DMS	1	7020	-	-	0/0/0/0	0/0/0/0
5	DMS	1	7021	-	-	0/0/0/0	0/0/0/0
5	DMS	1	7022	-	-	0/0/0/0	0/0/0/0
5	DMS	1	7023	-	-	0/0/0/0	0/0/0/0
5	DMS	1	7024	-	-	0/0/0/0	0/0/0/0
4	GAI	2	2001	-	-	0/0/0/0	0/0/0/0
5	DMS	2	7000	-	-	0/0/0/0	0/0/0/0
5	DMS	2	7001	-	-	0/0/0/0	0/0/0/0
5	DMS	2	7002	-	-	0/0/0/0	0/0/0/0
5	DMS	2	7003	-	-	0/0/0/0	0/0/0/0
5	DMS	2	7004	-	-	0/0/0/0	0/0/0/0
5	DMS	2	7005	-	-	0/0/0/0	0/0/0/0
5	DMS	2	7006	-	-	0/0/0/0	0/0/0/0
5	DMS	2	7007	-	-	0/0/0/0	0/0/0/0
5	DMS	2	7008	-	-	0/0/0/0	0/0/0/0
5	DMS	2	7009	-	-	0/0/0/0	0/0/0/0
5	DMS	2	7010	-	-	0/0/0/0	0/0/0/0
5	DMS	2	7011	-	-	0/0/0/0	0/0/0/0
5	DMS	2	7012	-	-	0/0/0/0	0/0/0/0
5	DMS	2	7013	-	-	0/0/0/0	0/0/0/0
5	DMS	2	7014	-	-	0/0/0/0	0/0/0/0
5	DMS	2	7015	-	-	0/0/0/0	0/0/0/0
5	DMS	2	7016	3	-	0/0/0/0	0/0/0/0
5	DMS	2	7017	-	-	0/0/0/0	0/0/0/0
5	DMS	2	7018	-	-	0/0/0/0	0/0/0/0
5	DMS	2	7019	-	-	0/0/0/0	0/0/0/0
5	DMS	2	7020	-	-	0/0/0/0	0/0/0/0

Continued on next page...

Continued from previous page...

Mol	Type	Chain	Res	Link	Chirals	Torsions	Rings
5	DMS	2	7021	-	-	0/0/0/0	0/0/0/0
5	DMS	2	7022	-	-	0/0/0/0	0/0/0/0
5	DMS	2	7023	-	-	0/0/0/0	0/0/0/0
5	DMS	2	7024	-	-	0/0/0/0	0/0/0/0
5	DMS	2	7025	-	-	0/0/0/0	0/0/0/0
5	DMS	2	7026	-	-	0/0/0/0	0/0/0/0
5	DMS	2	7027	-	-	0/0/0/0	0/0/0/0
5	DMS	2	7028	-	-	0/0/0/0	0/0/0/0
5	DMS	2	7029	-	-	0/0/0/0	0/0/0/0
5	DMS	3	1024	-	-	0/0/0/0	0/0/0/0
4	GAI	3	2001	-	-	0/0/0/0	0/0/0/0
5	DMS	3	7000	-	-	0/0/0/0	0/0/0/0
5	DMS	3	7001	-	-	0/0/0/0	0/0/0/0
5	DMS	3	7002	-	-	0/0/0/0	0/0/0/0
5	DMS	3	7003	-	-	0/0/0/0	0/0/0/0
5	DMS	3	7004	-	-	0/0/0/0	0/0/0/0
5	DMS	3	7005	-	-	0/0/0/0	0/0/0/0
5	DMS	3	7006	-	-	0/0/0/0	0/0/0/0
5	DMS	3	7007	-	-	0/0/0/0	0/0/0/0
5	DMS	3	7008	-	-	0/0/0/0	0/0/0/0
5	DMS	3	7009	-	-	0/0/0/0	0/0/0/0
5	DMS	3	7010	-	-	0/0/0/0	0/0/0/0
5	DMS	3	7011	-	-	0/0/0/0	0/0/0/0
5	DMS	3	7012	-	-	0/0/0/0	0/0/0/0
5	DMS	3	7013	-	-	0/0/0/0	0/0/0/0
5	DMS	3	7014	-	-	0/0/0/0	0/0/0/0
5	DMS	3	7015	-	-	0/0/0/0	0/0/0/0
5	DMS	3	7016	-	-	0/0/0/0	0/0/0/0
5	DMS	3	7017	-	-	0/0/0/0	0/0/0/0
5	DMS	3	7018	-	-	0/0/0/0	0/0/0/0
5	DMS	3	7019	-	-	0/0/0/0	0/0/0/0
5	DMS	3	7020	-	-	0/0/0/0	0/0/0/0
5	DMS	3	7021	-	-	0/0/0/0	0/0/0/0
5	DMS	3	7022	-	-	0/0/0/0	0/0/0/0
5	DMS	3	7023	-	-	0/0/0/0	0/0/0/0
5	DMS	3	7024	-	-	0/0/0/0	0/0/0/0
5	DMS	3	7025	-	-	0/0/0/0	0/0/0/0
5	DMS	3	7026	-	-	0/0/0/0	0/0/0/0
4	GAI	4	2001	-	-	0/0/0/0	0/0/0/0
5	DMS	4	7000	-	-	0/0/0/0	0/0/0/0
5	DMS	4	7001	-	-	0/0/0/0	0/0/0/0
5	DMS	4	7002	-	-	0/0/0/0	0/0/0/0

Continued on next page...

Continued from previous page...

Mol	Type	Chain	Res	Link	Chirals	Torsions	Rings
5	DMS	4	7003	-	-	0/0/0/0	0/0/0/0
5	DMS	4	7004	-	-	0/0/0/0	0/0/0/0
5	DMS	4	7005	-	-	0/0/0/0	0/0/0/0
5	DMS	4	7006	-	-	0/0/0/0	0/0/0/0
5	DMS	4	7007	-	-	0/0/0/0	0/0/0/0
5	DMS	4	7008	-	-	0/0/0/0	0/0/0/0
5	DMS	4	7009	-	-	0/0/0/0	0/0/0/0
5	DMS	4	7010	-	-	0/0/0/0	0/0/0/0
5	DMS	4	7011	-	-	0/0/0/0	0/0/0/0
5	DMS	4	7012	-	-	0/0/0/0	0/0/0/0
5	DMS	4	7013	-	-	0/0/0/0	0/0/0/0
5	DMS	4	7014	-	-	0/0/0/0	0/0/0/0
5	DMS	4	7015	-	-	0/0/0/0	0/0/0/0
5	DMS	4	7016	-	-	0/0/0/0	0/0/0/0
5	DMS	4	7017	-	-	0/0/0/0	0/0/0/0
5	DMS	4	7018	-	-	0/0/0/0	0/0/0/0
5	DMS	4	7019	-	-	0/0/0/0	0/0/0/0
5	DMS	4	7020	-	-	0/0/0/0	0/0/0/0
5	DMS	4	7021	-	-	0/0/0/0	0/0/0/0
5	DMS	4	7022	-	-	0/0/0/0	0/0/0/0
5	DMS	4	7023	-	-	0/0/0/0	0/0/0/0
5	DMS	4	7024	-	-	0/0/0/0	0/0/0/0
5	DMS	4	7025	-	-	0/0/0/0	0/0/0/0

There are no bond length outliers.

There are no bond angle outliers.

There are no chirality outliers.

There are no torsion outliers.

There are no ring outliers.

5.7 Other polymers ⓘ

There are no such residues in this entry.

5.8 Polymer linkage issues

There are no chain breaks in this entry.

6 Fit of model and data ⓘ

6.1 Protein, DNA and RNA chains ⓘ

In the following table, the column labelled ‘#RSRZ> 2’ contains the number (and percentage) of RSRZ outliers, followed by percent RSRZ outliers for the chain as percentile scores relative to all X-ray entries and entries of similar resolution. The OWAB column contains the minimum, median, 95th percentile and maximum values of the occupancy-weighted average B-factor per residue. The column labelled ‘Q< 0.9’ lists the number of (and percentage) of residues with an average occupancy less than 0.9.

Mol	Chain	Analysed	<RSRZ>	#RSRZ>2	OWAB(Å ²)	Q<0.9
1	1	1011/1052 (96%)	-0.34	16 (1%) 68 69	9, 25, 47, 75	0
1	2	1011/1052 (96%)	-0.34	16 (1%) 68 69	8, 20, 47, 78	0
1	3	1011/1052 (96%)	-0.40	9 (0%) 81 82	7, 20, 44, 78	0
1	4	1011/1052 (96%)	-0.18	23 (2%) 57 58	10, 27, 50, 77	0
All	All	4044/4208 (96%)	-0.31	64 (1%) 68 69	7, 23, 47, 78	0

All (64) RSRZ outliers are listed below:

Mol	Chain	Res	Type	RSRZ
1	2	689	GLU	6.4
1	1	735	HIS	5.4
1	2	731	PRO	5.4
1	1	686	PRO	5.4
1	2	685	LEU	4.8
1	4	689	GLU	4.7
1	2	732	ALA	4.5
1	1	689	GLU	4.4
1	1	730	LEU	4.3
1	2	1023	LYS	4.3
1	4	687	GLN	4.3
1	4	735	HIS	4.3
1	1	687	GLN	4.2
1	1	800	ARG	4.2
1	4	730	LEU	3.9
1	3	689	GLU	3.8
1	1	685	LEU	3.8
1	1	732	ALA	3.7
1	4	800	ARG	3.7
1	3	688	PRO	3.6
1	4	732	ALA	3.4

Continued on next page...

Continued from previous page...

Mol	Chain	Res	Type	RSRZ
1	4	733	ALA	3.3
1	4	734	SER	3.2
1	1	731	PRO	3.2
1	2	733	ALA	3.2
1	3	772	ASP	3.1
1	2	686	PRO	3.1
1	3	800	ARG	3.1
1	4	770	ILE	3.1
1	2	1022	GLN	2.9
1	2	683	PRO	2.9
1	4	688	PRO	2.8
1	4	75	GLU	2.8
1	2	681	GLU	2.8
1	4	686	PRO	2.8
1	3	731	PRO	2.8
1	3	687	GLN	2.8
1	4	1023	LYS	2.7
1	1	737	ILE	2.7
1	4	731	PRO	2.7
1	1	728	VAL	2.7
1	1	79	PRO	2.5
1	4	130	ASP	2.4
1	4	751	LEU	2.4
1	4	177	LEU	2.4
1	2	730	LEU	2.3
1	3	730	LEU	2.3
1	2	688	PRO	2.3
1	4	737	ILE	2.3
1	4	79	PRO	2.2
1	1	819	GLU	2.2
1	1	733	ALA	2.2
1	3	846	GLY	2.2
1	4	685	LEU	2.1
1	3	686	PRO	2.1
1	1	75	GLU	2.1
1	2	634	GLN	2.1
1	2	800	ARG	2.1
1	4	833	ALA	2.1
1	4	596	PRO	2.1
1	2	684	GLU	2.1
1	4	684	GLU	2.1
1	1	684	GLU	2.0

Continued on next page...

Continued from previous page...

Mol	Chain	Res	Type	RSRZ
1	2	687	GLN	2.0

6.2 Non-standard residues in protein, DNA, RNA chains ⓘ

There are no non-standard protein/DNA/RNA residues in this entry.

6.3 Carbohydrates ⓘ

There are no carbohydrates in this entry.

6.4 Ligands ⓘ

In the following table, the Atoms column lists the number of modelled atoms in the group and the number defined in the chemical component dictionary. LLDF column lists the quality of electron density of the group with respect to its neighbouring residues in protein, DNA or RNA chains. The B-factors column lists the minimum, median, 95th percentile and maximum values of B factors of atoms in the group. The column labelled 'Q< 0.9' lists the number of atoms with occupancy less than 0.9.

Mol	Type	Chain	Res	Atoms	RSR	LLDF	B-factors(Å ²)	Q<0.9
5	DMS	3	7026	4/4	0.25	19.45	98,98,99,99	0
5	DMS	3	7013	4/4	0.38	19.31	70,70,72,72	0
5	DMS	4	7023	4/4	0.22	15.34	89,89,90,90	0
5	DMS	2	7013	4/4	0.31	14.88	76,76,77,78	0
5	DMS	3	7019	4/4	0.25	12.52	91,91,91,91	0
5	DMS	1	7006	4/4	0.20	11.44	78,78,78,78	0
5	DMS	1	7022	4/4	0.22	9.99	107,107,107,108	0
5	DMS	4	7003	4/4	0.20	9.97	36,38,39,40	0
5	DMS	4	7013	4/4	0.34	9.48	82,82,82,82	0
5	DMS	2	7027	4/4	0.28	9.03	96,96,96,97	0
5	DMS	2	7019	4/4	0.34	7.85	104,104,104,104	0
5	DMS	2	7025	4/4	0.19	7.70	70,70,71,71	0
5	DMS	3	7011	4/4	0.23	7.59	76,76,77,77	0
5	DMS	2	7018	4/4	0.28	7.37	96,96,96,96	0
5	DMS	3	7003	4/4	0.17	7.32	38,39,41,44	0
5	DMS	3	7023	4/4	0.22	7.22	67,67,68,68	0
5	DMS	2	7022	4/4	0.15	7.16	60,60,60,61	0
5	DMS	4	7010	4/4	0.28	6.71	87,87,87,87	0
5	DMS	3	7022	4/4	0.15	6.44	72,72,72,72	0

Continued on next page...

Continued from previous page...

Mol	Type	Chain	Res	Atoms	RSR	LLDF	B-factors(\AA^2)	Q<0.9
5	DMS	3	7017	4/4	0.15	6.44	50,50,51,51	0
5	DMS	2	7026	4/4	0.16	6.34	47,47,48,48	0
5	DMS	3	7005	4/4	0.20	6.04	72,73,73,74	0
5	DMS	2	7007	4/4	0.27	6.03	96,97,97,97	0
5	DMS	2	7020	4/4	0.15	5.91	61,61,62,63	0
5	DMS	2	7021	4/4	0.15	5.76	59,59,60,60	0
5	DMS	4	7014	4/4	0.21	5.52	82,83,83,83	0
5	DMS	4	7015	4/4	0.14	5.51	52,53,54,54	0
5	DMS	4	7024	4/4	0.19	5.37	66,67,67,67	0
5	DMS	2	7003	4/4	0.14	5.25	32,33,35,38	0
5	DMS	1	7014	4/4	0.23	4.99	86,86,86,87	0
5	DMS	3	7007	4/4	0.26	4.95	86,86,86,87	0
5	DMS	1	7001	4/4	0.15	4.59	26,26,27,29	0
5	DMS	1	7018	4/4	0.17	4.56	52,53,54,54	0
5	DMS	4	7001	4/4	0.15	4.39	32,33,33,35	0
5	DMS	3	1024	4/4	0.21	4.34	45,47,48,48	0
5	DMS	3	7016	4/4	0.31	4.30	52,54,54,55	0
5	DMS	1	7003	4/4	0.14	3.84	31,32,36,38	0
3	NA	3	3103	1/1	0.14	3.81	42,42,42,42	0
5	DMS	4	7007	4/4	0.30	3.75	89,89,90,90	0
5	DMS	3	7008	4/4	0.16	3.70	52,52,53,53	0
5	DMS	4	7002	4/4	0.13	3.58	34,35,35,37	0
5	DMS	1	7015	4/4	0.24	3.32	93,93,94,94	0
5	DMS	4	7017	4/4	0.17	3.12	66,67,67,67	0
4	GAI	1	2001	4/4	0.23	3.09	63,63,63,64	0
5	DMS	1	7011	4/4	0.21	3.06	86,86,86,86	0
5	DMS	4	7004	4/4	0.15	3.01	32,33,34,35	0
5	DMS	4	7021	4/4	0.23	3.00	99,99,99,100	0
5	DMS	4	7020	4/4	0.16	2.86	68,69,69,70	0
5	DMS	1	7016	4/4	0.14	2.81	67,67,67,67	0
5	DMS	4	7016	4/4	0.22	2.78	95,95,95,96	0
5	DMS	2	7010	4/4	0.17	2.72	46,46,47,47	0
4	GAI	3	2001	4/4	0.19	2.67	60,61,61,61	0
5	DMS	2	7016	4/4	0.20	2.67	69,70,70,70	0
5	DMS	2	7005	4/4	0.19	2.63	63,64,65,65	0
5	DMS	1	7019	4/4	0.17	2.61	69,69,69,70	0
5	DMS	2	7011	4/4	0.24	2.47	82,82,82,83	0
5	DMS	4	7025	4/4	0.17	2.43	67,67,67,67	0
5	DMS	2	7015	4/4	0.15	2.35	69,69,69,69	0
5	DMS	1	7002	4/4	0.11	2.23	32,32,35,35	0
5	DMS	3	7002	4/4	0.11	2.19	31,31,32,33	0

Continued on next page...

Continued from previous page...

Mol	Type	Chain	Res	Atoms	RSR	LLDF	B-factors(\AA^2)	Q<0.9
4	GAI	4	2001	4/4	0.21	2.13	55,56,56,57	0
5	DMS	1	7007	4/4	0.15	1.96	63,64,64,64	0
5	DMS	1	7013	4/4	0.11	1.81	48,49,50,50	0
5	DMS	3	7014	4/4	0.13	1.67	70,70,70,70	0
5	DMS	3	7018	4/4	0.20	1.63	53,53,54,54	0
5	DMS	4	7006	4/4	0.17	1.51	65,65,66,66	0
5	DMS	3	7024	4/4	0.12	1.40	57,57,57,57	0
5	DMS	3	7012	4/4	0.16	1.35	69,69,69,69	0
5	DMS	1	7020	4/4	0.24	1.28	91,91,91,91	0
5	DMS	1	7004	4/4	0.12	1.25	36,36,38,39	0
5	DMS	4	7000	4/4	0.12	1.21	24,26,27,27	0
5	DMS	4	7022	4/4	0.15	1.17	65,65,65,66	0
5	DMS	3	7020	4/4	0.20	1.17	79,80,80,80	0
5	DMS	4	7012	4/4	0.18	1.07	86,86,87,87	0
5	DMS	1	7021	4/4	0.15	1.06	72,72,72,73	0
5	DMS	1	7017	4/4	0.22	1.05	74,74,74,75	0
5	DMS	2	7023	4/4	0.14	0.98	54,54,54,54	0
5	DMS	3	7010	4/4	0.16	0.93	41,42,43,43	0
4	GAI	2	2001	4/4	0.16	0.90	54,55,55,56	0
5	DMS	1	7005	4/4	0.11	0.77	60,60,60,60	0
5	DMS	4	7009	4/4	0.13	0.69	52,53,53,54	0
5	DMS	1	7000	4/4	0.11	0.65	19,21,21,25	0
5	DMS	2	7017	4/4	0.12	0.64	75,76,76,76	0
5	DMS	2	7029	4/4	0.12	0.63	43,43,44,44	0
5	DMS	3	7021	4/4	0.13	0.62	63,63,63,64	0
5	DMS	3	7006	4/4	0.12	0.62	45,45,46,46	0
5	DMS	4	7005	4/4	0.14	0.60	72,72,72,72	0
5	DMS	2	7000	4/4	0.11	0.48	22,23,24,24	0
5	DMS	3	7015	4/4	0.11	0.46	54,54,54,54	0
2	MG	2	3001	1/1	0.10	0.41	20,20,20,20	0
5	DMS	1	7023	4/4	0.14	0.39	53,54,54,54	0
5	DMS	2	7001	4/4	0.09	0.36	25,25,25,29	0
5	DMS	3	7000	4/4	0.10	0.36	17,18,18,21	0
5	DMS	1	7024	4/4	0.15	0.36	47,47,48,49	0
5	DMS	3	7001	4/4	0.10	0.33	23,23,24,28	0
5	DMS	3	7009	4/4	0.12	0.31	40,41,42,42	0
5	DMS	3	7004	4/4	0.10	0.28	30,31,32,32	0
5	DMS	3	7025	4/4	0.12	0.24	53,53,53,54	0
5	DMS	2	7012	4/4	0.14	0.22	73,73,73,73	0
5	DMS	2	7008	4/4	0.17	0.21	59,60,60,60	0
5	DMS	4	7018	4/4	0.14	0.18	54,55,55,55	0
5	DMS	1	7010	4/4	0.15	0.18	60,61,61,62	0

Continued on next page...

Continued from previous page...

Mol	Type	Chain	Res	Atoms	RSR	LLDF	B-factors(\AA^2)	Q<0.9
3	NA	1	3102	1/1	0.10	0.14	15,15,15,15	0
5	DMS	1	7009	4/4	0.12	0.12	43,44,45,45	0
3	NA	2	3102	1/1	0.10	0.08	18,18,18,18	0
5	DMS	2	7009	4/4	0.12	0.06	42,42,43,44	0
5	DMS	1	7012	4/4	0.13	0.05	68,69,69,69	0
5	DMS	4	7008	4/4	0.11	-0.10	50,51,52,52	0
5	DMS	1	7008	4/4	0.10	-0.15	44,44,44,45	0
5	DMS	2	7024	4/4	0.16	-0.16	79,80,80,80	0
5	DMS	2	7002	4/4	0.10	-0.25	30,30,30,31	0
5	DMS	2	7006	4/4	0.12	-0.26	40,41,41,43	0
5	DMS	2	7028	4/4	0.10	-0.48	58,58,58,59	0
2	MG	2	3004	1/1	0.08	-0.51	61,61,61,61	0
3	NA	3	3104	1/1	0.10	-0.67	32,32,32,32	0
3	NA	1	3103	1/1	0.10	-0.73	40,40,40,40	0
5	DMS	4	7011	4/4	0.11	-0.73	71,71,72,72	0
3	NA	1	3101	1/1	0.07	-0.81	30,30,30,30	0
3	NA	2	3101	1/1	0.08	-1.02	16,16,16,16	0
5	DMS	4	7019	4/4	0.16	-1.05	69,70,70,70	0
5	DMS	2	7004	4/4	0.08	-1.19	29,31,31,33	0
3	NA	1	3104	1/1	0.08	-1.20	40,40,40,40	0
3	NA	2	3104	1/1	0.08	-1.38	30,30,30,30	0
5	DMS	2	7014	4/4	0.09	-1.58	56,56,56,56	0
2	MG	4	3004	1/1	0.07	-1.61	51,51,51,51	0
3	NA	4	3104	1/1	0.08	-1.73	45,45,45,45	0
3	NA	4	3101	1/1	0.05	-1.96	22,22,22,22	0
3	NA	3	3102	1/1	0.08	-2.02	18,18,18,18	0
2	MG	3	3004	1/1	0.07	-2.06	53,53,53,53	0
3	NA	3	3101	1/1	0.07	-2.22	22,22,22,22	0
3	NA	2	3103	1/1	0.08	-2.38	39,39,39,39	0
3	NA	4	3103	1/1	0.08	-2.44	37,37,37,37	0
3	NA	4	3102	1/1	0.07	-2.50	15,15,15,15	0
2	MG	1	3004	1/1	0.05	-2.77	49,49,49,49	0
2	MG	2	3002	1/1	0.05	-3.19	15,15,15,15	0
2	MG	1	3001	1/1	0.04	-3.30	25,25,25,25	0
2	MG	4	3002	1/1	0.04	-3.61	25,25,25,25	0
2	MG	1	3002	1/1	0.05	-3.74	24,24,24,24	0
2	MG	3	3002	1/1	0.03	-3.86	12,12,12,12	0
2	MG	3	3001	1/1	0.06	-4.32	16,16,16,16	0
2	MG	4	3001	1/1	0.05	-5.34	23,23,23,23	0

6.5 Other polymers ⓘ

There are no such residues in this entry.