



Full wwPDB X-ray Structure Validation Report ⓘ

Feb 27, 2014 – 08:27 AM GMT

PDB ID : 3N2F
Title : Crystal structure of the sodium-potassium pump
Authors : Yatime, L.; Laursen, M.; Morth, J.P.; Esmann, M.; Nissen, P.; Fedosova, N.U.
Deposited on : 2010-05-18
Resolution : 4.10 Å(reported)

This is a full wwPDB validation report for a publicly released PDB entry.
We welcome your comments at validation@mail.wwpdb.org
A user guide is available at <http://wwpdb.org/ValidationPDFNotes.html>

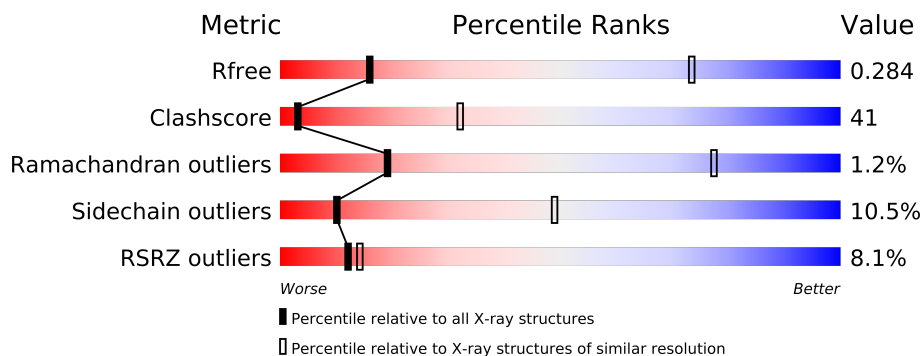
The following versions of software and data (see [references](#)) were used in the production of this report:

MolProbity : 4.02b-467
Mogul : 1.15 2013
Xtriage (Phenix) : dev-1323
EDS : stable22639
Percentile statistics : 21963
Refmac : 5.8.0049
CCP4 : 6.3.0 (Settle)
Ideal geometry (proteins) : Engh & Huber (2001)
Ideal geometry (DNA, RNA) : Parkinson et. al. (1996)
Validation Pipeline (wwPDB-VP) : stable22683

1 Overall quality at a glance

The reported resolution of this entry is 4.10 Å.

Percentile scores (ranging between 0-100) for global validation metrics of the entry are shown in the following graphic. The table shows the number of entries on which the scores are based.



Metric	Whole archive (#Entries)	Similar resolution (#Entries, resolution range(Å))
R_{free}	66092	1002 (4.70-3.48)
Clashscore	79885	1248 (4.70-3.50)
Ramachandran outliers	78287	1183 (4.70-3.50)
Sidechain outliers	78261	1168 (4.70-3.50)
RSRZ outliers	66119	1002 (4.70-3.48)

The table below summarises the geometric issues observed across the polymeric chains and their fit to the electron density. The red, orange, yellow and green segments on the lower bar indicate the fraction of residues that contain outliers for ≥ 3 , 2, 1 and 0 types of geometric quality criteria. The upper red bar (where present) indicates the fraction of residues that have poor fit to the electron density.

Mol	Chain	Length	Quality of chain
1	A	992	
1	C	992	
2	B	277	
2	D	277	
3	E	31	
3	G	31	

The following table lists non-polymeric compounds that are outliers for geometric or electron-density-fit criteria:

Mol	Type	Chain	Res	Geometry	Electron density
4	MG	A	1	-	X

2 Entry composition

There are 4 unique types of molecules in this entry. The entry contains 20190 atoms, of which 0 are hydrogen and 0 are deuterium.

In the tables below, the ZeroOcc column contains the number of atoms modelled with zero occupancy, the AltConf column contains the number of residues with at least one atom in alternate conformation and the Trace column contains the number of residues modelled with at most 2 atoms.

- Molecule 1 is a protein called Sodium/potassium-transportingATPase subunit alpha-1.

Mol	Chain	Residues	Atoms						ZeroOcc	AltConf	Trace
1	A	992	Total	C	N	O	P	S	0	0	0
			7693	4901	1293	1451	1	47			
1	C	992	Total	C	N	O	P	S	0	0	0
			7693	4901	1293	1451	1	47			

- Molecule 2 is a protein called Sodium/potassium-transportingATPase subunit beta-1.

Mol	Chain	Residues	Atoms					ZeroOcc	AltConf	Trace
2	B	264	Total	C	N	O	S	0	0	0
			2155	1400	352	390	13			
2	D	264	Total	C	N	O	S	0	0	0
			2155	1400	352	390	13			

- Molecule 3 is a protein called Na⁺/K⁺ ATPase gamma subunit transcript variant a.

Mol	Chain	Residues	Atoms				ZeroOcc	AltConf	Trace
3	G	31	Total	C	N	O	0	0	0
			246	168	35	43			
3	E	31	Total	C	N	O	0	0	0
			246	168	35	43			

- Molecule 4 is MAGNESIUM ION (three-letter code: MG) (formula: Mg).


Mol	Chain	Residues	Atoms		ZeroOcc	AltConf
4	A	1	Total	Mg	0	0
			1	1		
4	C	1	Total	Mg	0	0
			1	1		

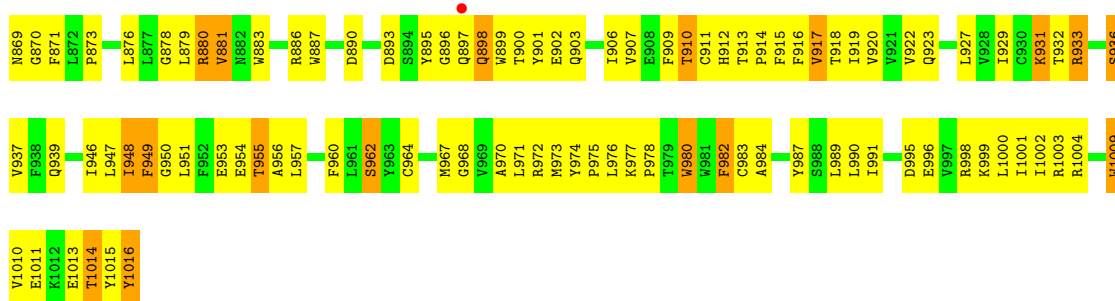
3 Residue-property plots

These plots are drawn for all protein, RNA and DNA chains in the entry. The first graphic for a chain summarises the proportions of errors displayed in the second graphic. The second graphic shows the sequence view annotated by issues in geometry and electron density. Residues are color-coded according to the number of geometric quality criteria for which they contain at least one outlier: green = 0, yellow = 1, orange = 2 and red = 3 or more. A red dot above a residue indicates a poor fit to the electron density ($RSRZ > 2$). Stretches of 2 or more consecutive residues without any outlier are shown as a green connector. Residues present in the sample, but not in the model, are shown in grey.

- Molecule 1: Sodium/potassium-transportingATPase subunit alpha-1


Chain A:





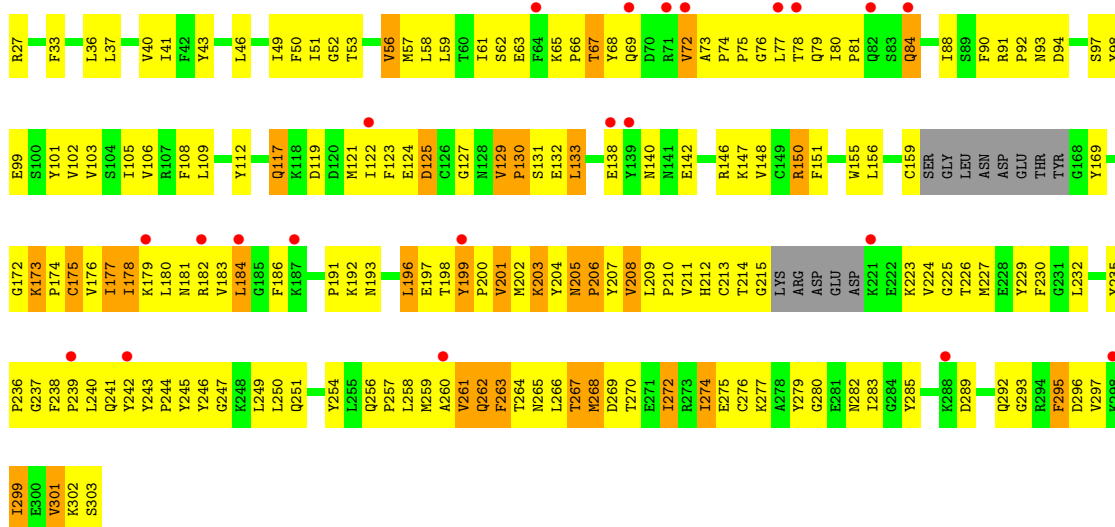
• Molecule 2: Sodium/potassium-transporting ATPase subunit beta-1

Chain B:



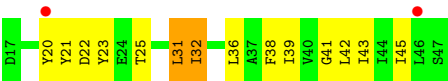
• Molecule 2: Sodium/potassium-transporting ATPase subunit beta-1

Chain D:



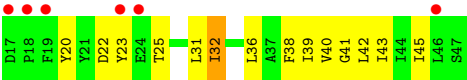
• Molecule 3: Na⁺/K⁺ ATPase gamma subunit transcript variant a

Chain G: 



- Molecule 3: Na⁺/K⁺ ATPase gamma subunit transcript variant a

Chain E: 



4 Data and refinement statistics

Property	Value	Source
Space group	P 1 21 1	Depositor
Cell constants a, b, c, α , β , γ	65.92Å 240.34Å 152.95Å 90.00° 102.61° 90.00°	Depositor
Resolution (Å)	38.78 – 4.10 71.27 – 4.10	Depositor EDS
% Data completeness (in resolution range)	79.3 (38.78-4.10) 98.5 (71.27-4.10)	Depositor EDS
R_{merge}	(Not available)	Depositor
R_{sym}	0.17	Depositor
$\langle I/\sigma(I) \rangle$ ¹	2.66 (at 4.15Å)	Xtriage
Refinement program	PHENIX (phenix.refine: 1.6_289)	Depositor
R, R_{free}	0.308 , 0.366 0.279 , 0.284	Depositor DCC
R_{free} test set	2104 reflections (5.82%)	DCC
Wilson B-factor (Å ²)	127.3	Xtriage
Anisotropy	0.893	Xtriage
Bulk solvent k_{sol} (e/Å ³), B_{sol} (Å ²)	0.29 , 49.0	EDS
Estimated twinning fraction	0.329 for h,-k,-h-l	Xtriage
L-test for twinning	$\langle L \rangle = 0.40$, $\langle L^2 \rangle = 0.22$	Xtriage
Outliers	0 of 36156 reflections	Xtriage
F_o, F_c correlation	0.86	EDS
Total number of atoms	20190	wwPDB-VP
Average B, all atoms (Å ²)	122.0	wwPDB-VP

Xtriage's analysis on translational NCS is as follows: *The largest off-origin peak in the Patterson function is 3.86% of the height of the origin peak. No significant pseudotranslation is detected.*

¹Intensities estimated from amplitudes.

5 Model quality

5.1 Standard geometry

Bond lengths and bond angles in the following residue types are not validated in this section: MG, PHD

The Z score for a bond length (or angle) is the number of standard deviations the observed value is removed from the expected value. A bond length (or angle) with $|Z| > 5$ is considered an outlier worth inspection. RMSZ is the root-mean-square of all Z scores of the bond lengths (or angles).

Mol	Chain	Bond lengths		Bond angles	
		RMSZ	$\# Z > 5$	RMSZ	$\# Z > 5$
1	A	0.36	0/7830	0.55	0/10626
1	C	0.36	0/7830	0.55	0/10626
2	B	0.36	0/2211	0.53	0/2981
2	D	0.36	0/2211	0.52	0/2981
3	E	0.39	0/252	0.57	0/343
3	G	0.43	0/252	0.55	0/343
All	All	0.36	0/20586	0.54	0/27900

There are no bond length outliers.

There are no bond angle outliers.

There are no chirality outliers.

There are no planarity outliers.

5.2 Close contacts

In the following table, the Non-H and H(model) columns list the number of non-hydrogen atoms and hydrogen atoms in the chain respectively. The H(added) column lists the number of hydrogens added by MolProbity. The Clashes column lists the number of clashes within the asymmetric unit, and the number in parentheses is this value normalized per 1000 atoms of the molecule in the chain. The Symm-Clashes column gives symmetry related clashes, in the same way as for the Clashes column.

Mol	Chain	Non-H	H(model)	H(added)	Clashes	Symm-Clashes
1	A	7693	0	7741	583	0
1	C	7693	0	7741	604	1
2	B	2155	0	2143	251	0
2	D	2155	0	2145	255	1
3	E	246	0	246	12	0
3	G	246	0	246	11	0

Continued on next page...

Continued from previous page...

Mol	Chain	Non-H	H(model)	H(added)	Clashes	Symm-Clashes
4	A	1	0	0	0	0
4	C	1	0	0	0	0
All	All	20190	0	20262	1655	1

Clashscore is defined as the number of clashes calculated for the entry per 1000 atoms (including hydrogens) of the entry. The overall clashscore for this entry is 41.

All (1655) close contacts within the same asymmetric unit are listed below.

Atom-1	Atom-2	Distance(Å)	Clash(Å)
2:B:225:GLY:HA2	2:B:266:LEU:CD2	1.56	1.36
2:D:225:GLY:HA2	2:D:266:LEU:CD2	1.67	1.24
2:B:80:ILE:HG13	2:B:81:PRO:HD3	1.22	1.17
1:C:117:GLU:CB	1:C:118:PRO:HD3	1.73	1.15
2:D:207:TYR:HB3	2:D:240:LEU:HB2	1.25	1.14
1:C:589:ARG:HB2	1:C:592:VAL:CG2	1.77	1.13
1:A:117:GLU:CB	1:A:118:PRO:HD3	1.74	1.13
2:B:225:GLY:HA2	2:B:266:LEU:HD21	1.15	1.12
1:C:117:GLU:HB3	1:C:118:PRO:HD3	1.23	1.10
1:C:243:VAL:HG11	1:C:443:ASP:HA	1.22	1.10
2:D:173:LYS:HG2	2:D:264:THR:HA	1.26	1.09
1:C:260:MET:HE2	1:C:712:VAL:HG21	1.28	1.09
1:A:93:PHE:HB3	1:A:330:LEU:HD11	1.22	1.09
1:C:589:ARG:HB2	1:C:592:VAL:HG23	1.10	1.08
2:D:225:GLY:HA2	2:D:266:LEU:HD21	1.12	1.08
2:B:173:LYS:HG2	2:B:264:THR:HA	1.27	1.08
1:C:898:GLN:HE21	2:D:181:ASN:HA	1.14	1.08
2:D:80:ILE:HG13	2:D:81:PRO:HD3	1.28	1.08
1:C:93:PHE:HB3	1:C:330:LEU:HD11	1.33	1.08
1:A:117:GLU:HB3	1:A:118:PRO:HD3	1.24	1.07
2:D:267:THR:HG21	2:D:270:THR:HG22	1.35	1.05
2:D:117:GLN:NE2	2:D:150:ARG:HB3	1.72	1.04
2:B:172:GLY:C	2:B:173:LYS:HD2	1.79	1.03
2:B:265:ASN:O	2:B:266:LEU:HD23	1.57	1.02
2:B:267:THR:HG21	2:B:270:THR:HG22	1.41	1.02
2:B:173:LYS:CG	2:B:263:PHE:O	2.08	1.01
1:C:897:GLN:HE21	2:D:184:LEU:H	1.02	1.01
1:A:807:THR:HB	1:A:954:GLU:HG3	1.42	1.01
2:D:94:ASP:HB2	2:D:97:SER:HB2	1.40	1.01
1:A:1004:ARG:HD2	2:D:59:LEU:HD11	1.43	1.00
2:D:93:ASN:ND2	2:D:303:SER:OG	1.95	1.00
2:B:173:LYS:HB3	2:B:263:PHE:O	1.61	0.99
1:A:54:ARG:HG3	1:A:54:ARG:HH11	1.23	0.99

Continued on next page...

Continued from previous page...

Atom-1	Atom-2	Distance(Å)	Clash(Å)
1:C:71:ASN:ND2	1:C:255:GLY:H	1.60	0.99
1:C:54:ARG:HG3	1:C:54:ARG:HH11	1.27	0.99
2:B:59:LEU:HD11	1:C:1004:ARG:HD2	1.43	0.98
2:B:226:THR:HG21	2:B:265:ASN:H	1.28	0.97
1:C:589:ARG:CB	1:C:592:VAL:HG23	1.94	0.97
2:D:264:THR:HG23	2:D:265:ASN:N	1.80	0.97
1:C:221:SER:O	1:C:234:ASN:HB3	1.64	0.97
1:C:488:ASN:HB3	1:C:494:PRO:HA	1.45	0.97
1:A:488:ASN:HB3	1:A:494:PRO:HA	1.45	0.97
2:D:264:THR:HG23	2:D:265:ASN:H	1.31	0.96
1:A:71:ASN:HD22	1:A:255:GLY:H	1.14	0.96
2:D:172:GLY:C	2:D:173:LYS:HD2	1.85	0.96
1:A:206:VAL:HG23	1:A:242:CYS:HA	1.48	0.96
2:B:173:LYS:HG2	2:B:264:THR:CA	1.97	0.94
2:D:133:LEU:HG	2:D:240:LEU:O	1.68	0.94
2:D:73:ALA:HB3	2:D:74:PRO:HD3	1.49	0.94
2:D:173:LYS:CG	2:D:263:PHE:O	2.15	0.94
1:A:369:PHD:O	1:A:373:THR:HB	1.67	0.94
1:C:792:PRO:O	1:C:794:PRO:HD3	1.68	0.93
1:C:225:THR:HG23	1:C:226:ASN:H	1.29	0.93
1:C:71:ASN:HD22	1:C:255:GLY:H	1.02	0.93
1:A:260:MET:HE2	1:A:712:VAL:HG21	1.47	0.93
1:C:52:LEU:HG	1:C:199:ILE:HD12	1.49	0.93
2:D:225:GLY:CA	2:D:266:LEU:HD21	1.98	0.93
1:A:71:ASN:ND2	1:A:255:GLY:H	1.66	0.93
2:B:73:ALA:HB3	2:B:74:PRO:HD3	1.51	0.93
1:C:379:MET:HB2	1:C:444:ALA:HB1	1.51	0.92
1:A:379:MET:HB2	1:A:444:ALA:HB1	1.50	0.92
2:B:173:LYS:CB	2:B:263:PHE:O	2.16	0.92
1:C:369:PHD:OP3	1:C:610:THR:HA	1.69	0.92
1:C:243:VAL:CG1	1:C:443:ASP:HA	2.00	0.91
1:C:918:THR:OG1	1:C:984:ALA:HB2	1.70	0.91
2:B:225:GLY:CA	2:B:266:LEU:HD21	2.00	0.91
1:A:918:THR:OG1	1:A:984:ALA:HB2	1.68	0.91
1:A:886:ARG:HA	1:A:901:TYR:CD1	2.06	0.91
2:B:88:ILE:HG23	2:B:101:TYR:CE2	2.05	0.91
1:C:811:PRO:HB3	1:C:927:LEU:HD22	1.53	0.91
1:A:52:LEU:HG	1:A:199:ILE:HD12	1.50	0.91
2:B:264:THR:HG23	2:B:265:ASN:N	1.87	0.90
2:D:117:GLN:HE22	2:D:150:ARG:HB3	1.29	0.90
3:E:42:LEU:HD23	3:E:45:ILE:HD11	1.51	0.90
1:C:495:ARG:HG3	1:C:555:ASP:HB3	1.54	0.90

Continued on next page...

Continued from previous page...

Atom-1	Atom-2	Distance(Å)	Clash(Å)
1:A:495:ARG:HG3	1:A:555:ASP:HB3	1.55	0.89
2:D:148:VAL:HG11	2:D:254:TYR:HA	1.54	0.89
2:D:201:VAL:HG22	2:D:202:MET:HA	1.55	0.88
1:A:323:ALA:HB1	1:A:780:ILE:HG12	1.56	0.88
2:B:94:ASP:CB	2:B:97:SER:HB2	2.03	0.88
1:C:119:GLN:O	1:C:123:LEU:HB3	1.72	0.88
2:B:201:VAL:HG22	2:B:202:MET:HA	1.56	0.88
1:C:197:ARG:HG2	1:C:235:ILE:HD11	1.55	0.88
1:C:284:PHE:HD1	1:C:838:VAL:HG21	1.37	0.88
1:A:369:PHD:OP3	1:A:610:THR:HA	1.74	0.88
1:A:977:LYS:O	1:A:980:TRP:HB2	1.75	0.87
1:A:361:GLY:HA2	1:A:755:VAL:HG23	1.56	0.87
2:B:80:ILE:HG12	2:B:177:ILE:HG12	1.55	0.87
2:D:264:THR:CG2	2:D:265:ASN:H	1.88	0.87
2:D:80:ILE:HG12	2:D:177:ILE:HG12	1.55	0.87
1:C:900:THR:HG22	1:C:903:GLN:HB2	1.57	0.87
1:C:117:GLU:CB	1:C:118:PRO:CD	2.53	0.86
1:A:117:GLU:CB	1:A:118:PRO:CD	2.54	0.86
1:C:323:ALA:HB1	1:C:780:ILE:HG12	1.56	0.86
2:D:224:VAL:O	2:D:266:LEU:HD22	1.75	0.86
1:C:807:THR:HB	1:C:954:GLU:HG3	1.58	0.85
1:C:506:ARG:HG2	1:C:506:ARG:HH11	1.41	0.85
2:D:173:LYS:HG2	2:D:264:THR:CA	2.06	0.85
1:C:900:THR:HG22	1:C:903:GLN:CG	2.07	0.85
1:A:977:LYS:N	1:A:980:TRP:CD1	2.43	0.85
2:B:224:VAL:O	2:B:266:LEU:HD22	1.77	0.85
1:C:56:LEU:HD11	1:C:182:ASP:HB3	1.59	0.85
2:B:94:ASP:O	2:B:98:TYR:CE1	2.30	0.84
2:D:226:THR:HG21	2:D:265:ASN:H	1.40	0.84
1:A:93:PHE:HB3	1:A:330:LEU:CD1	2.04	0.84
1:A:747:ASN:ND2	1:A:749:ALA:H	1.76	0.84
1:A:51:ASP:CG	1:A:54:ARG:HB2	1.97	0.84
1:A:842:LEU:HD12	1:A:1016:TYR:HD2	1.42	0.84
1:C:51:ASP:CG	1:C:54:ARG:HB2	1.97	0.84
2:B:226:THR:CG2	2:B:265:ASN:H	1.92	0.83
1:C:239:SER:HB3	1:C:260:MET:SD	2.19	0.83
1:C:284:PHE:CD1	1:C:838:VAL:HG21	2.14	0.83
1:C:900:THR:CG2	1:C:903:GLN:HG3	2.09	0.82
2:D:207:TYR:CB	2:D:240:LEU:HB2	2.08	0.82
1:C:309:THR:HG22	1:C:312:GLU:OE1	1.78	0.82
2:D:159:CYS:CB	2:D:175:CYS:SG	2.68	0.82
1:C:215:SER:HB3	1:C:377:ASN:OD1	1.80	0.82

Continued on next page...

Continued from previous page...

Atom-1	Atom-2	Distance(Å)	Clash(Å)
1:C:897:GLN:HE21	2:D:184:LEU:N	1.77	0.82
1:A:898:GLN:HE21	2:B:181:ASN:HA	1.43	0.81
1:A:420:LEU:HD11	1:A:463:MET:HB3	1.62	0.81
1:C:898:GLN:NE2	2:D:181:ASN:HA	1.93	0.81
2:D:289:ASP:HB3	2:D:292:GLN:HG3	1.63	0.81
2:D:92:PRO:HD2	2:D:303:SER:HB2	1.60	0.81
1:A:213:GLY:HA3	1:A:369:PHD:OP1	1.80	0.81
1:A:195:ASP:HB2	1:A:253:TYR:HB2	1.62	0.81
2:B:289:ASP:HB3	2:B:292:GLN:HG3	1.63	0.81
1:A:51:ASP:HB3	1:A:55:GLY:H	1.46	0.80
1:C:900:THR:HG22	1:C:903:GLN:CB	2.10	0.80
1:A:842:LEU:HD12	1:A:1016:TYR:CD2	2.14	0.80
1:C:191:ARG:O	1:C:193:PRO:HD3	1.82	0.80
1:C:559:PRO:HD2	1:C:562:PHE:CD1	2.15	0.80
1:C:129:LEU:HD21	1:C:327:GLU:HG2	1.61	0.80
2:D:207:TYR:HB3	2:D:240:LEU:CB	2.10	0.80
1:C:654:LYS:HA	1:C:654:LYS:HE2	1.62	0.80
1:A:886:ARG:HA	1:A:901:TYR:CE1	2.16	0.80
1:C:93:PHE:HB3	1:C:330:LEU:CD1	2.11	0.79
1:C:214:GLU:OE2	1:C:216:GLU:HG2	1.83	0.79
1:C:71:ASN:HD22	1:C:255:GLY:N	1.80	0.79
1:C:278:ALA:O	1:C:281:ILE:HG22	1.83	0.79
1:C:506:ARG:CG	1:C:506:ARG:HH11	1.96	0.79
1:C:404:PHE:H	1:C:404:PHE:HD2	1.30	0.79
2:B:159:CYS:CB	2:B:175:CYS:SG	2.71	0.78
2:B:94:ASP:HB2	2:B:97:SER:CB	2.13	0.78
2:B:80:ILE:HG13	2:B:81:PRO:CD	2.09	0.78
1:A:886:ARG:NE	1:A:901:TYR:OH	2.17	0.78
1:C:420:LEU:HD11	1:C:463:MET:HB3	1.65	0.78
1:C:369:PHD:O	1:C:373:THR:HB	1.83	0.78
1:A:897:GLN:HE21	2:B:184:LEU:H	1.30	0.78
2:B:94:ASP:HB2	2:B:97:SER:HB2	1.64	0.78
1:A:119:GLN:O	1:A:123:LEU:HB3	1.83	0.78
1:A:998:ARG:HE	1:A:1014:THR:HB	1.48	0.78
3:G:42:LEU:HD23	3:G:45:ILE:HD11	1.65	0.78
1:C:195:ASP:HB2	1:C:253:TYR:HB2	1.65	0.78
2:B:236:PRO:HA	2:B:259:MET:HE1	1.66	0.77
2:D:173:LYS:HB3	2:D:263:PHE:O	1.82	0.77
1:C:897:GLN:NE2	2:D:184:LEU:H	1.82	0.77
1:A:559:PRO:HD2	1:A:562:PHE:CD1	2.20	0.77
1:A:217:PRO:HD2	1:A:544:ARG:HH12	1.50	0.77
2:D:236:PRO:HA	2:D:259:MET:HE1	1.66	0.77

Continued on next page...

Continued from previous page...

Atom-1	Atom-2	Distance(Å)	Clash(Å)
2:B:80:ILE:HD12	2:B:105:ILE:HG22	1.66	0.77
1:A:120:ASN:O	1:A:124:TYR:HB2	1.84	0.77
1:A:260:MET:HE2	1:A:712:VAL:CG2	2.15	0.77
1:C:365:THR:HB	1:C:705:VAL:HG12	1.66	0.77
1:A:329:LEU:HD11	1:A:769:ILE:HD13	1.67	0.77
1:A:351:VAL:HG13	1:A:741:MET:HG3	1.65	0.76
1:C:853:ILE:HD13	1:C:990:LEU:CD2	2.15	0.76
2:B:239:PRO:HB2	2:B:241:GLN:HG2	1.66	0.76
2:B:264:THR:HG23	2:B:265:ASN:H	1.48	0.76
1:A:383:HIS:O	1:A:384:MET:HG3	1.85	0.76
1:A:226:ASN:HB3	1:A:231:GLU:HB2	1.68	0.76
1:C:239:SER:CB	1:C:260:MET:SD	2.74	0.76
2:B:178:ILE:CD1	2:B:211:VAL:HG11	2.16	0.76
1:A:598:LYS:HG3	1:A:752:VAL:HG21	1.66	0.76
1:C:120:ASN:O	1:C:124:TYR:HB2	1.86	0.76
2:B:264:THR:CG2	2:B:265:ASN:H	1.98	0.76
1:C:585:ILE:HG12	1:C:586:ASP:N	2.00	0.75
2:B:172:GLY:O	2:B:173:LYS:HD2	1.84	0.75
1:A:1016:TYR:H	1:A:1016:TYR:HD1	1.33	0.75
1:C:260:MET:HE2	1:C:712:VAL:CG2	2.13	0.75
1:C:913:THR:O	1:C:916:PHE:HB3	1.87	0.75
2:B:267:THR:HG23	2:B:269:ASP:H	1.50	0.75
1:A:404:PHE:H	1:A:404:PHE:HD2	1.33	0.75
1:C:890:ASP:HB2	1:C:898:GLN:HG2	1.69	0.75
2:B:264:THR:CG2	2:B:265:ASN:N	2.50	0.75
1:A:506:ARG:CG	1:A:506:ARG:HH11	1.99	0.75
2:D:172:GLY:O	2:D:173:LYS:HD2	1.87	0.74
1:A:886:ARG:NH2	1:A:901:TYR:OH	2.19	0.74
2:B:94:ASP:HB3	2:B:97:SER:HB2	1.70	0.74
1:A:384:MET:HG2	1:A:582:ILE:HG22	1.68	0.74
1:C:221:SER:N	1:C:233:ARG:O	2.18	0.74
1:A:506:ARG:HG2	1:A:506:ARG:HH11	1.52	0.74
2:B:198:THR:HA	2:B:199:TYR:CG	2.23	0.74
2:D:173:LYS:CB	2:D:263:PHE:O	2.35	0.74
1:C:898:GLN:HE22	2:D:256:GLN:HE22	1.35	0.74
1:C:375:THR:HA	1:C:588:PRO:HA	1.70	0.74
1:A:306:LEU:O	1:A:307:GLU:CG	2.36	0.73
1:C:719:LYS:HB2	1:C:738:ALA:HB1	1.68	0.73
1:A:95:MET:HA	1:A:95:MET:CE	2.18	0.73
2:D:226:THR:CG2	2:D:264:THR:HG22	2.17	0.73
1:C:165:ILE:HD13	1:C:170:LYS:HB3	1.70	0.73
1:A:893:ASP:OD1	1:A:897:GLN:HB2	1.88	0.73

Continued on next page...

Continued from previous page...

Atom-1	Atom-2	Distance(Å)	Clash(Å)
2:D:198:THR:HA	2:D:199:TYR:CG	2.24	0.73
1:A:811:PRO:HB3	1:A:927:LEU:HD22	1.70	0.73
1:A:1009:TRP:CE3	1:A:1013:GLU:HG3	2.24	0.73
2:B:90:PHE:CZ	2:B:174:PRO:HG3	2.24	0.73
1:A:96:LEU:HA	1:A:99:ILE:HG22	1.70	0.73
2:B:207:TYR:HB3	2:B:240:LEU:HB2	1.70	0.73
1:C:842:LEU:HD12	1:C:1016:TYR:CD2	2.23	0.73
1:C:842:LEU:HD12	1:C:1016:TYR:HD2	1.54	0.73
2:B:197:GLU:O	2:B:199:TYR:HA	1.89	0.72
2:D:178:ILE:CD1	2:D:211:VAL:HG11	2.18	0.72
2:D:80:ILE:HG13	2:D:81:PRO:CD	2.16	0.72
1:A:853:ILE:HD13	1:A:990:LEU:CD2	2.19	0.72
1:A:306:LEU:O	1:A:307:GLU:HG2	1.89	0.72
1:C:29:LYS:O	1:C:689:GLN:HG2	1.89	0.72
1:A:56:LEU:HD11	1:A:182:ASP:HB3	1.71	0.72
1:A:143:GLN:HE22	1:A:338:THR:HG23	1.54	0.72
2:B:265:ASN:O	2:B:266:LEU:CD2	2.37	0.72
2:D:80:ILE:HD12	2:D:105:ILE:HG22	1.72	0.72
1:C:225:THR:HG23	1:C:226:ASN:N	2.03	0.72
2:B:276:CYS:HB2	2:B:295:PHE:HD1	1.54	0.72
1:A:654:LYS:HA	1:A:654:LYS:HE2	1.70	0.72
2:D:173:LYS:HG2	2:D:263:PHE:O	1.88	0.72
1:C:234:ASN:O	1:C:235:ILE:HG12	1.90	0.72
1:A:51:ASP:OD2	1:A:54:ARG:HB2	1.89	0.71
1:A:51:ASP:HB3	1:A:55:GLY:N	2.04	0.71
1:C:559:PRO:HD2	1:C:562:PHE:HB2	1.70	0.71
1:A:365:THR:HB	1:A:705:VAL:HG12	1.71	0.71
2:B:148:VAL:HG11	2:B:254:TYR:HA	1.72	0.71
1:C:312:GLU:HA	1:C:315:ILE:HG22	1.72	0.71
2:D:197:GLU:O	2:D:199:TYR:HA	1.90	0.71
2:D:78:THR:C	2:D:295:PHE:HE2	1.94	0.71
1:C:101:ALA:O	1:C:105:PHE:HB2	1.90	0.71
2:D:225:GLY:HA2	2:D:266:LEU:HD23	1.72	0.71
1:C:221:SER:O	1:C:234:ASN:CB	2.38	0.71
1:A:71:ASN:HD22	1:A:255:GLY:N	1.88	0.71
1:C:900:THR:HG22	1:C:903:GLN:HG3	1.70	0.71
1:A:165:ILE:HD13	1:A:170:LYS:HB3	1.73	0.71
2:D:239:PRO:HG2	2:D:242:TYR:CD1	2.25	0.71
1:A:918:THR:OG1	1:A:984:ALA:CB	2.38	0.71
1:A:98:TRP:HE1	1:A:133:VAL:HG11	1.55	0.71
1:A:98:TRP:NE1	1:A:133:VAL:HG11	2.05	0.71
1:A:214:GLU:OE2	1:A:216:GLU:HG2	1.91	0.71

Continued on next page...

Continued from previous page...

Atom-1	Atom-2	Distance(Å)	Clash(Å)
2:B:202:MET:HG3	2:B:203:LYS:H	1.55	0.71
1:C:977:LYS:HE3	3:E:23:TYR:OH	1.90	0.71
1:C:747:ASN:HD21	1:C:749:ALA:HB3	1.56	0.71
1:C:602:ALA:HB1	1:C:759:ARG:HH12	1.56	0.71
1:A:516:ILE:HG13	1:A:516:ILE:O	1.89	0.70
1:A:243:VAL:HG11	1:A:443:ASP:HA	1.74	0.70
1:C:931:LYS:HG2	1:C:932:THR:HG23	1.72	0.70
1:A:306:LEU:O	1:A:307:GLU:CD	2.30	0.70
1:C:51:ASP:OD2	1:C:54:ARG:HB2	1.90	0.70
1:C:747:ASN:HD21	1:C:749:ALA:CB	2.04	0.70
1:A:886:ARG:NE	1:A:901:TYR:CZ	2.59	0.70
1:C:611:GLY:HA2	1:C:686:THR:H	1.56	0.70
1:C:853:ILE:HG12	2:D:46:LEU:HD21	1.74	0.70
1:A:795:LEU:HD21	1:A:800:ILE:HG13	1.73	0.70
1:A:29:LYS:O	1:A:689:GLN:HG2	1.91	0.70
2:D:94:ASP:HB2	2:D:97:SER:CB	2.20	0.70
1:A:980:TRP:HA	1:A:980:TRP:CE3	2.27	0.70
2:D:226:THR:HG21	2:D:264:THR:HG22	1.73	0.70
1:C:117:GLU:HB2	1:C:118:PRO:HD3	1.73	0.70
2:B:184:LEU:HD21	2:B:247:GLY:N	2.06	0.70
2:B:90:PHE:CZ	2:B:174:PRO:CG	2.74	0.70
1:C:865:ILE:HD12	1:C:980:TRP:CE2	2.26	0.70
1:C:351:VAL:HG13	1:C:741:MET:HG3	1.73	0.70
1:A:719:LYS:HB2	1:A:738:ALA:HB1	1.73	0.70
2:B:184:LEU:HD21	2:B:247:GLY:HA2	1.74	0.69
2:D:124:GLU:HG3	2:D:147:LYS:HD2	1.72	0.69
2:D:226:THR:CG2	2:D:265:ASN:H	2.05	0.69
2:D:175:CYS:HA	2:D:262:GLN:HB2	1.74	0.69
1:A:799:THR:CG2	1:A:916:PHE:HB2	2.21	0.69
1:A:559:PRO:HD2	1:A:562:PHE:HB2	1.74	0.69
1:C:998:ARG:HE	1:C:1014:THR:HB	1.55	0.69
2:B:226:THR:CG2	2:B:264:THR:HG22	2.22	0.69
1:C:206:VAL:HG23	1:C:242:CYS:HA	1.75	0.69
1:C:1016:TYR:HD1	1:C:1016:TYR:H	1.38	0.69
1:A:853:ILE:HG12	2:B:46:LEU:HD21	1.74	0.69
1:A:504:PRO:HG2	1:A:535:TYR:CE1	2.27	0.69
3:E:41:GLY:O	3:E:45:ILE:HG12	1.92	0.68
1:C:238:PHE:CE2	1:C:260:MET:SD	2.87	0.68
1:A:803:ILE:HD13	1:A:807:THR:OG1	1.94	0.68
1:A:708:THR:HG22	1:A:725:VAL:HB	1.75	0.68
2:B:94:ASP:O	2:B:98:TYR:HE1	1.73	0.68
1:A:898:GLN:NE2	2:B:181:ASN:HA	2.08	0.68

Continued on next page...

Continued from previous page...

Atom-1	Atom-2	Distance(Å)	Clash(Å)
1:A:796:GLY:HA3	1:A:912:HIS:CE1	2.28	0.68
1:A:929:ILE:HB	1:A:995:ASP:OD2	1.94	0.68
1:A:931:LYS:HG2	1:A:932:THR:HG23	1.74	0.68
2:D:173:LYS:HE2	2:D:264:THR:O	1.94	0.68
1:C:643:ILE:HD11	1:C:648:VAL:HG22	1.75	0.68
1:C:859:PHE:O	1:C:862:TYR:HB3	1.93	0.68
1:A:101:ALA:HB2	1:A:129:LEU:HB2	1.75	0.68
2:B:226:THR:HG21	2:B:264:THR:HG22	1.74	0.68
1:C:416:ARG:HD2	1:C:467:TYR:CE2	2.28	0.68
1:A:671:LEU:O	1:A:675:LEU:HD12	1.94	0.68
2:D:80:ILE:HD11	2:D:177:ILE:HG23	1.76	0.68
1:C:129:LEU:CD2	1:C:327:GLU:HG2	2.23	0.68
1:A:728:GLY:N	1:A:746:ASP:OD1	2.25	0.68
2:B:173:LYS:HD2	2:B:173:LYS:N	2.04	0.68
1:A:117:GLU:HB2	1:A:118:PRO:HD3	1.74	0.68
1:A:854:GLN:HG2	1:A:922:VAL:HB	1.76	0.68
1:C:564:PHE:HA	1:C:570:ASN:HD22	1.59	0.68
2:D:123:PHE:HB3	2:D:150:ARG:HG2	1.74	0.68
1:A:377:ASN:O	1:A:377:ASN:CG	2.32	0.68
2:D:277:LYS:HD2	2:D:279:TYR:CZ	2.29	0.68
1:C:900:THR:HG21	1:C:903:GLN:HG3	1.76	0.67
1:C:309:THR:HG22	1:C:312:GLU:CD	2.13	0.67
1:A:211:LEU:HD21	1:A:237:PHE:CG	2.28	0.67
1:C:481:TYR:HE1	1:C:483:LEU:HD23	1.60	0.67
2:D:159:CYS:HB3	2:D:175:CYS:SG	2.34	0.67
1:C:495:ARG:CZ	1:C:495:ARG:HB3	2.23	0.67
1:A:98:TRP:CD1	1:A:133:VAL:HG11	2.30	0.67
2:B:173:LYS:HG3	2:B:263:PHE:O	1.93	0.67
1:C:96:LEU:HA	1:C:99:ILE:HG22	1.77	0.67
1:C:1009:TRP:CE3	1:C:1013:GLU:HG3	2.29	0.67
2:B:225:GLY:HA2	2:B:266:LEU:HD22	1.73	0.67
1:A:964:CYS:HB3	1:A:967:MET:CG	2.24	0.67
1:C:632:GLU:HB3	1:C:636:ASP:HB2	1.76	0.67
1:C:284:PHE:HD1	1:C:838:VAL:CG2	2.08	0.67
2:B:78:THR:C	2:B:295:PHE:HE2	1.97	0.67
2:D:117:GLN:HE22	2:D:150:ARG:CB	2.05	0.67
1:A:129:LEU:HD21	1:A:327:GLU:HG2	1.76	0.67
1:C:459:SER:HB3	1:C:462:GLU:HG3	1.77	0.67
3:E:22:ASP:O	3:E:25:THR:HG22	1.93	0.67
1:A:93:PHE:CB	1:A:330:LEU:HD11	2.13	0.67
2:D:226:THR:HG21	2:D:264:THR:CG2	2.25	0.66
1:A:1000:LEU:HD23	1:A:1003:ARG:NH2	2.08	0.66

Continued on next page...

Continued from previous page...

Atom-1	Atom-2	Distance(Å)	Clash(Å)
1:A:470:ILE:HG12	1:A:485:ILE:O	1.95	0.66
1:A:260:MET:HG3	1:A:260:MET:O	1.89	0.66
1:C:781:THR:OG1	1:C:782:PRO:HD3	1.95	0.66
1:A:551:LEU:HD23	1:A:553:LEU:HD23	1.78	0.66
1:C:103:LEU:O	1:C:318:ILE:HD11	1.95	0.66
1:C:853:ILE:HG21	1:C:990:LEU:HD22	1.77	0.66
1:C:929:ILE:HB	1:C:995:ASP:OD2	1.95	0.66
2:B:184:LEU:HD21	2:B:247:GLY:CA	2.25	0.66
1:A:859:PHE:O	1:A:862:TYR:HB3	1.95	0.66
1:A:886:ARG:CZ	1:A:901:TYR:OH	2.44	0.66
1:C:101:ALA:HB2	1:C:129:LEU:HB2	1.77	0.66
1:A:284:PHE:HD1	1:A:838:VAL:HG21	1.61	0.66
1:A:101:ALA:O	1:A:105:PHE:HB2	1.95	0.66
1:A:1000:LEU:HD23	1:A:1003:ARG:HH21	1.58	0.66
1:C:98:TRP:NE1	1:C:133:VAL:HG11	2.11	0.66
1:C:131:ALA:O	1:C:135:ILE:HG12	1.96	0.66
1:A:643:ILE:HD11	1:A:648:VAL:CG2	2.25	0.66
1:A:910:THR:O	1:A:914:PRO:HD3	1.95	0.66
1:C:470:ILE:HG12	1:C:485:ILE:O	1.96	0.66
1:C:93:PHE:CD2	1:C:330:LEU:HD21	2.31	0.66
1:C:870:GLY:O	1:C:893:ASP:HB2	1.96	0.66
2:B:226:THR:HG21	2:B:264:THR:CG2	2.26	0.65
1:A:870:GLY:O	1:A:893:ASP:HB2	1.95	0.65
2:D:277:LYS:HD2	2:D:279:TYR:OH	1.96	0.65
1:C:589:ARG:CB	1:C:592:VAL:CG2	2.64	0.65
1:A:865:ILE:HD12	1:A:980:TRP:CE2	2.31	0.65
1:A:495:ARG:HB3	1:A:495:ARG:CZ	2.24	0.65
2:D:267:THR:HG23	2:D:269:ASP:H	1.60	0.65
2:D:302:LYS:O	2:D:303:SER:HB2	1.94	0.65
1:C:857:GLY:HA2	1:C:987:TYR:CD1	2.31	0.65
1:C:383:HIS:O	1:C:384:MET:HG3	1.97	0.65
2:B:202:MET:HG3	2:B:203:LYS:N	2.10	0.65
1:C:98:TRP:HE1	1:C:133:VAL:HG11	1.61	0.65
2:B:277:LYS:HD2	2:B:279:TYR:OH	1.95	0.65
1:C:773:LEU:O	1:C:776:ASN:HB2	1.95	0.65
1:A:735:SER:O	1:A:739:ALA:HB2	1.97	0.65
1:C:977:LYS:N	1:C:980:TRP:CD1	2.60	0.65
1:C:902:GLU:O	1:C:906:ILE:HG12	1.97	0.65
1:C:898:GLN:HB3	2:D:181:ASN:CG	2.17	0.65
1:C:799:THR:CG2	1:C:916:PHE:HB2	2.26	0.65
2:D:202:MET:HG3	2:D:203:LYS:H	1.61	0.65
2:B:239:PRO:HG2	2:B:242:TYR:CD1	2.31	0.65

Continued on next page...

Continued from previous page...

Atom-1	Atom-2	Distance(Å)	Clash(Å)
2:D:272:ILE:HG13	2:D:299:ILE:HG13	1.78	0.65
1:C:886:ARG:NH2	1:C:901:TYR:OH	2.30	0.65
2:D:276:CYS:HB2	2:D:295:PHE:HD1	1.62	0.65
1:A:143:GLN:NE2	1:A:338:THR:HG23	2.11	0.65
1:A:54:ARG:NH1	1:A:54:ARG:HG3	2.04	0.64
1:C:51:ASP:HB3	1:C:55:GLY:H	1.62	0.64
1:C:490:ASN:O	1:C:494:PRO:HB3	1.96	0.64
1:C:226:ASN:HB3	1:C:231:GLU:HB2	1.78	0.64
1:A:852:MET:HG2	2:B:43:TYR:CE2	2.32	0.64
2:B:225:GLY:HA2	2:B:266:LEU:HD23	1.74	0.64
1:A:284:PHE:CD1	1:A:838:VAL:HG21	2.33	0.64
1:A:982:PHE:CD1	1:A:982:PHE:N	2.65	0.64
1:C:571:PHE:HB2	1:C:572:PRO:HD2	1.79	0.64
2:B:208:VAL:HA	2:B:238:PHE:O	1.97	0.64
1:A:643:ILE:HD11	1:A:648:VAL:HG22	1.78	0.64
2:D:90:PHE:CE1	2:D:174:PRO:HG2	2.32	0.64
1:A:490:ASN:O	1:A:494:PRO:HB3	1.97	0.64
1:C:98:TRP:CD1	1:C:133:VAL:HG11	2.33	0.64
1:A:88:GLN:O	1:A:89:LEU:HD23	1.97	0.64
2:B:184:LEU:HD21	2:B:247:GLY:H	1.61	0.64
1:C:643:ILE:HD11	1:C:648:VAL:CG2	2.28	0.64
1:C:967:MET:CE	1:C:971:LEU:HD12	2.28	0.64
2:B:102:VAL:O	2:B:105:ILE:HG12	1.97	0.64
2:D:102:VAL:HA	2:D:105:ILE:HD11	1.80	0.64
1:C:225:THR:HG22	1:C:232:THR:HA	1.81	0.63
1:A:93:PHE:HD1	1:A:285:ILE:HD11	1.64	0.63
2:D:90:PHE:CZ	2:D:174:PRO:CG	2.82	0.63
2:B:133:LEU:HG	2:B:240:LEU:O	1.98	0.63
2:B:124:GLU:HG3	2:B:147:LYS:HD2	1.80	0.63
1:A:778:PRO:HB2	1:A:919:ILE:HD11	1.81	0.63
2:D:210:PRO:HG2	2:D:279:TYR:HB2	1.79	0.63
1:A:982:PHE:N	1:A:982:PHE:HD1	1.97	0.63
1:A:668:SER:HB2	1:A:700:ARG:NH2	2.13	0.63
1:A:93:PHE:CD2	1:A:330:LEU:HD21	2.33	0.63
2:B:267:THR:HG23	2:B:268:MET:N	2.12	0.63
1:A:773:LEU:O	1:A:776:ASN:HB2	1.98	0.63
1:A:799:THR:HG23	1:A:916:PHE:HB2	1.79	0.63
2:D:159:CYS:CB	2:D:175:CYS:HG	2.10	0.63
2:D:94:ASP:CB	2:D:97:SER:HB2	2.23	0.63
1:A:120:ASN:N	1:A:120:ASN:OD1	2.31	0.63
2:D:225:GLY:CA	2:D:266:LEU:CD2	2.61	0.63
2:D:204:TYR:CD2	2:D:208:VAL:HB	2.34	0.63

Continued on next page...

Continued from previous page...

Atom-1	Atom-2	Distance(Å)	Clash(Å)
1:A:899:TRP:CE3	2:B:72:VAL:HG13	2.34	0.63
3:G:22:ASP:O	3:G:25:THR:HG22	1.97	0.63
2:B:102:VAL:HA	2:B:105:ILE:HD11	1.81	0.63
2:D:207:TYR:C	2:D:240:LEU:HD13	2.19	0.63
1:C:886:ARG:HA	1:C:901:TYR:CD1	2.34	0.63
2:B:94:ASP:CB	2:B:97:SER:CB	2.74	0.63
2:B:81:PRO:HG2	2:B:176:VAL:HG22	1.81	0.62
1:C:217:PRO:HG3	1:C:443:ASP:HB2	1.81	0.62
1:C:611:GLY:HA2	1:C:686:THR:N	2.14	0.62
1:C:982:PHE:HD1	1:C:982:PHE:N	1.97	0.62
2:D:202:MET:HG3	2:D:203:LYS:N	2.13	0.62
1:A:225:THR:HG23	1:A:226:ASN:H	1.64	0.62
1:C:947:LEU:HD23	1:C:947:LEU:C	2.20	0.62
1:C:735:SER:O	1:C:739:ALA:HB2	1.99	0.62
2:B:225:GLY:CA	2:B:266:LEU:CD2	2.52	0.62
1:C:93:PHE:CB	1:C:330:LEU:HD11	2.19	0.62
1:A:215:SER:CB	1:A:377:ASN:OD1	2.47	0.62
1:A:303:SER:O	1:A:308:TYR:HD2	1.80	0.62
2:D:90:PHE:CZ	2:D:174:PRO:HG3	2.34	0.62
2:B:159:CYS:HB3	2:B:175:CYS:SG	2.39	0.62
1:A:980:TRP:HE3	1:A:980:TRP:HA	1.63	0.62
1:A:54:ARG:HH11	1:A:54:ARG:CG	2.03	0.62
2:D:99:GLU:O	2:D:103:VAL:HG23	2.00	0.62
1:C:964:CYS:HB3	1:C:967:MET:CG	2.29	0.62
2:D:184:LEU:HD21	2:D:247:GLY:N	2.14	0.62
1:C:95:MET:CE	1:C:95:MET:HA	2.30	0.62
2:D:90:PHE:CE1	2:D:301:VAL:HG12	2.35	0.62
1:C:54:ARG:CG	1:C:54:ARG:HH11	2.05	0.62
1:A:307:GLU:O	1:A:307:GLU:HG2	1.98	0.62
1:C:430:GLN:NE2	1:C:438:ARG:HB2	2.14	0.62
3:G:21:TYR:HB3	3:G:23:TYR:CD1	2.34	0.61
1:A:565:ASP:O	1:A:568:ASP:O	2.17	0.61
1:C:379:MET:CB	1:C:444:ALA:HB1	2.27	0.61
1:C:218:GLN:HB3	1:C:233:ARG:NH1	2.14	0.61
1:C:92:GLY:O	1:C:95:MET:HB2	2.00	0.61
1:C:559:PRO:HD2	1:C:562:PHE:HD1	1.63	0.61
2:B:277:LYS:HD2	2:B:279:TYR:CZ	2.36	0.61
1:C:873:PRO:O	1:C:876:LEU:HB2	2.00	0.61
1:C:516:ILE:O	1:C:516:ILE:HG13	1.99	0.61
1:A:481:TYR:HE1	1:A:483:LEU:HD23	1.66	0.61
1:A:165:ILE:HG13	1:A:183:LEU:HD23	1.81	0.61
1:C:551:LEU:HD23	1:C:553:LEU:HD23	1.82	0.61

Continued on next page...

Continued from previous page...

Atom-1	Atom-2	Distance(Å)	Clash(Å)
1:C:120:ASN:OD1	1:C:120:ASN:N	2.33	0.61
2:B:127:GLY:C	2:B:129:VAL:H	2.04	0.61
1:A:803:ILE:O	1:A:808:ASP:HB2	2.00	0.61
1:C:51:ASP:HB3	1:C:55:GLY:N	2.16	0.61
1:C:853:ILE:HD13	1:C:990:LEU:HD21	1.82	0.61
1:C:668:SER:HB2	1:C:700:ARG:NH2	2.16	0.61
1:A:294:PHE:O	1:A:298:SER:HB2	2.00	0.61
1:A:751:ILE:O	1:A:755:VAL:HG12	2.00	0.61
1:C:982:PHE:CD1	1:C:982:PHE:N	2.68	0.61
2:B:227:MET:HG2	2:B:263:PHE:CE2	2.36	0.61
1:C:225:THR:HG21	1:C:233:ARG:HG2	1.82	0.61
2:B:205:ASN:N	2:B:206:PRO:HD2	2.16	0.61
1:C:977:LYS:O	1:C:980:TRP:HB2	2.00	0.61
1:A:982:PHE:H	1:A:982:PHE:HD1	1.48	0.61
1:C:329:LEU:HD11	1:C:769:ILE:HD13	1.81	0.61
1:C:197:ARG:HG2	1:C:235:ILE:CD1	2.27	0.61
1:A:796:GLY:CA	1:A:912:HIS:CE1	2.84	0.61
1:C:504:PRO:HG2	1:C:535:TYR:CE1	2.35	0.61
1:C:294:PHE:O	1:C:298:SER:HB2	2.00	0.61
1:C:337:LEU:HD12	1:C:761:ILE:HD11	1.83	0.61
1:C:360:LEU:HD13	1:C:723:ILE:HD13	1.83	0.61
2:D:260:ALA:O	2:D:261:VAL:HG23	2.01	0.60
1:A:416:ARG:HD2	1:A:467:TYR:CE2	2.35	0.60
1:A:467:TYR:CZ	1:A:489:PRO:HG3	2.36	0.60
1:C:351:VAL:HG13	1:C:741:MET:CG	2.31	0.60
1:A:964:CYS:SG	1:A:967:MET:HG2	2.41	0.60
1:C:211:LEU:HD21	1:C:237:PHE:CG	2.35	0.60
1:A:571:PHE:HB2	1:A:572:PRO:HD2	1.82	0.60
2:D:205:ASN:N	2:D:206:PRO:HD2	2.16	0.60
1:C:243:VAL:CG1	1:C:442:GLY:O	2.50	0.60
1:A:476:ASN:HB2	1:A:479:ASN:HB2	1.83	0.60
2:D:173:LYS:N	2:D:173:LYS:HD2	2.14	0.60
1:A:48:TYR:OH	1:A:252:VAL:HG12	2.01	0.60
1:A:330:LEU:N	1:A:330:LEU:HD23	2.16	0.60
2:D:124:GLU:OE2	2:D:147:LYS:HG3	2.00	0.60
2:B:246:TYR:O	2:B:250:LEU:HB2	2.00	0.60
1:C:624:VAL:HG23	1:C:626:ILE:HG13	1.83	0.60
1:C:803:ILE:O	1:C:808:ASP:HB2	2.02	0.60
1:A:41:LEU:HD12	1:A:41:LEU:H	1.66	0.60
2:D:88:ILE:HB	2:D:299:ILE:HG22	1.84	0.60
1:C:217:PRO:HD2	1:C:544:ARG:HH12	1.66	0.60
2:B:88:ILE:HG23	2:B:101:TYR:CD2	2.37	0.60

Continued on next page...

Continued from previous page...

Atom-1	Atom-2	Distance(Å)	Clash(Å)
1:C:825:MET:HA	1:C:825:MET:HE2	1.82	0.60
1:C:57:THR:HG22	1:C:59:ALA:H	1.66	0.60
1:C:900:THR:HG21	2:D:289:ASP:OD2	2.01	0.60
1:C:932:THR:O	1:C:999:LYS:NZ	2.35	0.60
1:C:476:ASN:HB2	1:C:479:ASN:HB2	1.84	0.60
2:B:59:LEU:HD21	1:C:1004:ARG:HH11	1.67	0.60
1:A:378:ARG:O	1:A:587:PRO:HD2	2.01	0.60
1:C:225:THR:CG2	1:C:226:ASN:H	2.11	0.59
1:A:217:PRO:HG3	1:A:443:ASP:HB2	1.84	0.59
2:B:276:CYS:HB2	2:B:295:PHE:CD1	2.37	0.59
1:C:964:CYS:HB3	1:C:967:MET:HG2	1.82	0.59
1:A:781:THR:OG1	1:A:782:PRO:HD3	2.02	0.59
1:A:1001:ILE:HG22	1:A:1010:VAL:HG11	1.84	0.59
1:C:565:ASP:O	1:C:568:ASP:O	2.19	0.59
1:C:514:ILE:O	1:C:516:ILE:HG23	2.02	0.59
1:C:299:PHE:CD2	1:C:784:LEU:HD22	2.37	0.59
1:A:873:PRO:O	1:A:876:LEU:HB2	2.01	0.59
2:D:208:VAL:HA	2:D:238:PHE:O	2.03	0.59
2:D:102:VAL:O	2:D:105:ILE:HG12	2.01	0.59
1:C:330:LEU:N	1:C:330:LEU:HD23	2.17	0.59
2:B:196:LEU:HD13	2:B:203:LYS:HD2	1.83	0.59
1:A:92:GLY:O	1:A:95:MET:HB2	2.02	0.59
1:A:688:PRO:HG3	1:A:713:ASN:HB2	1.83	0.59
2:B:173:LYS:HG2	2:B:263:PHE:O	1.97	0.59
1:A:321:ILE:HG13	1:A:322:VAL:H	1.68	0.59
1:C:596:VAL:HG13	1:C:606:VAL:HG21	1.84	0.59
1:A:911:CYS:C	1:A:914:PRO:HD2	2.23	0.59
1:A:857:GLY:HA2	1:A:987:TYR:CD1	2.38	0.59
1:A:375:THR:HA	1:A:588:PRO:HA	1.85	0.59
1:A:971:LEU:O	1:A:973:MET:HG2	2.03	0.59
1:A:547:GLY:HA2	1:A:581:LEU:HD23	1.85	0.59
2:D:184:LEU:HD21	2:D:247:GLY:HA2	1.84	0.59
2:B:90:PHE:HZ	2:B:174:PRO:HG3	1.66	0.59
1:A:215:SER:HB3	1:A:377:ASN:OD1	2.02	0.59
2:B:226:THR:CG2	2:B:265:ASN:N	2.63	0.59
2:B:175:CYS:HA	2:B:262:GLN:HB2	1.85	0.59
2:B:267:THR:CG2	2:B:268:MET:N	2.67	0.58
1:C:850:ILE:HD12	1:C:991:ILE:HG23	1.83	0.58
1:A:833:LYS:O	1:A:836:LYS:HE2	2.03	0.58
1:C:192:ILE:HG13	1:C:240:THR:OG1	2.03	0.58
1:A:750:SER:O	1:A:754:GLY:N	2.36	0.58
2:B:92:PRO:HD2	2:B:303:SER:HB2	1.84	0.58

Continued on next page...

Continued from previous page...

Atom-1	Atom-2	Distance(Å)	Clash(Å)
1:A:369:PHD:HB2	1:A:709:GLY:HA2	1.85	0.58
2:D:239:PRO:HB2	2:D:241:GLN:HG2	1.84	0.58
1:C:747:ASN:ND2	1:C:749:ALA:HB3	2.18	0.58
1:A:131:ALA:O	1:A:135:ILE:HG12	2.02	0.58
3:E:36:LEU:O	3:E:40:VAL:HG23	2.03	0.58
3:E:39:ILE:O	3:E:43:ILE:HG12	2.04	0.58
1:A:372:GLY:HA3	1:A:710:ASP:OD1	2.02	0.58
1:A:467:TYR:CE1	1:A:489:PRO:HG3	2.38	0.58
1:C:778:PRO:HB2	1:C:919:ILE:HD11	1.84	0.58
2:D:184:LEU:HD21	2:D:247:GLY:CA	2.33	0.58
1:C:1015:TYR:O	1:C:1016:TYR:OXT	2.20	0.58
1:A:276:PRO:HG2	1:A:277:ILE:H	1.68	0.58
2:D:177:ILE:HG12	2:D:177:ILE:O	2.03	0.58
1:C:215:SER:CB	1:C:377:ASN:OD1	2.49	0.58
1:A:913:THR:O	1:A:916:PHE:HB3	2.03	0.58
1:A:596:VAL:HG13	1:A:606:VAL:HG21	1.85	0.58
1:C:710:ASP:HB2	1:C:731:GLY:HA2	1.86	0.58
1:A:747:ASN:HD21	1:A:749:ALA:CB	2.17	0.58
1:A:443:ASP:OD1	1:A:446:GLU:HB2	2.03	0.58
1:C:670:GLN:O	1:C:674:ILE:HG13	2.03	0.58
1:A:360:LEU:HD13	1:A:723:ILE:HD13	1.85	0.58
2:D:156:LEU:HD22	2:D:260:ALA:H	1.67	0.58
1:C:165:ILE:HB	1:C:183:LEU:HB3	1.86	0.58
1:C:838:VAL:HG12	1:C:838:VAL:O	2.03	0.58
1:A:810:VAL:HB	1:A:811:PRO:HD3	1.86	0.58
2:B:90:PHE:CE1	2:B:174:PRO:HG2	2.38	0.58
2:D:172:GLY:O	2:D:173:LYS:CD	2.52	0.58
1:C:369:PHD:HB2	1:C:709:GLY:HA2	1.86	0.58
1:C:810:VAL:HG11	1:C:950:GLY:HA2	1.86	0.58
1:A:871:PHE:CE2	1:A:883:TRP:HZ3	2.22	0.58
2:D:88:ILE:HG23	2:D:101:TYR:CE2	2.39	0.57
1:C:243:VAL:HG12	1:C:442:GLY:O	2.04	0.57
1:C:93:PHE:CG	1:C:330:LEU:HD21	2.39	0.57
1:C:93:PHE:CD2	1:C:330:LEU:CD2	2.87	0.57
1:C:383:HIS:HB2	1:C:583:SER:OG	2.04	0.57
1:C:481:TYR:CE1	1:C:483:LEU:HD23	2.38	0.57
2:D:272:ILE:HG12	2:D:299:ILE:O	2.04	0.57
2:D:204:TYR:HE1	2:D:235:TYR:CZ	2.22	0.57
1:C:372:GLY:HA3	1:C:710:ASP:OD1	2.05	0.57
1:A:900:THR:HG23	1:A:903:GLN:OE1	2.03	0.57
1:A:205:LYS:HE2	1:A:219:THR:OG1	2.05	0.57
1:C:886:ARG:NE	1:C:901:TYR:OH	2.38	0.57

Continued on next page...

Continued from previous page...

Atom-1	Atom-2	Distance(Å)	Clash(Å)
1:A:548:PHE:CE1	1:A:582:ILE:HG12	2.40	0.57
1:A:57:THR:HG22	1:A:59:ALA:H	1.69	0.57
2:D:191:PRO:HD3	2:D:280:GLY:HA2	1.87	0.57
1:A:949:PHE:CE1	3:G:45:ILE:HD13	2.39	0.57
1:A:243:VAL:CG1	1:A:442:GLY:O	2.53	0.57
1:A:743:LEU:HB3	1:A:746:ASP:HA	1.87	0.57
3:G:39:ILE:O	3:G:43:ILE:HG12	2.05	0.57
1:A:785:ILE:HD11	1:A:859:PHE:CE2	2.39	0.57
1:C:980:TRP:HE3	1:C:980:TRP:HA	1.70	0.57
1:C:712:VAL:HG23	1:C:712:VAL:O	2.04	0.57
1:C:771:TYR:CE1	1:C:927:LEU:HB2	2.40	0.57
1:C:886:ARG:HA	1:C:901:TYR:CE1	2.40	0.56
1:C:980:TRP:CE3	1:C:980:TRP:HA	2.39	0.56
1:C:316:PHE:O	1:C:319:GLY:N	2.35	0.56
1:A:632:GLU:HB3	1:A:636:ASP:HB2	1.86	0.56
1:C:771:TYR:HE1	1:C:927:LEU:HB2	1.70	0.56
1:A:243:VAL:HG12	1:A:442:GLY:O	2.04	0.56
2:D:197:GLU:O	2:D:200:PRO:HD2	2.05	0.56
1:C:384:MET:HG2	1:C:582:ILE:HG22	1.86	0.56
1:C:385:TRP:HB3	1:C:581:LEU:HB2	1.87	0.56
2:B:99:GLU:O	2:B:103:VAL:HG23	2.05	0.56
1:C:225:THR:CG2	1:C:232:THR:HA	2.35	0.56
1:C:260:MET:HE1	1:C:712:VAL:HG11	1.87	0.56
1:A:93:PHE:CE1	1:A:285:ILE:HG13	2.39	0.56
1:A:915:PHE:O	1:A:918:THR:HG22	2.04	0.56
2:D:56:VAL:O	2:D:59:LEU:HB3	2.06	0.56
2:D:92:PRO:HD2	2:D:303:SER:CB	2.34	0.56
1:A:420:LEU:CD1	1:A:463:MET:HB3	2.34	0.56
1:C:585:ILE:O	1:C:587:PRO:HD3	2.05	0.56
1:C:30:LYS:HE2	1:C:692:LEU:HD21	1.87	0.56
1:A:795:LEU:HD21	1:A:800:ILE:CG1	2.35	0.56
1:C:96:LEU:HD23	1:C:325:VAL:HG22	1.85	0.56
1:C:276:PRO:HG3	1:C:359:THR:HA	1.87	0.56
1:C:276:PRO:HG3	1:C:359:THR:HG23	1.87	0.56
2:D:265:ASN:O	2:D:266:LEU:HD23	2.05	0.56
1:C:967:MET:HE3	1:C:971:LEU:HD12	1.87	0.56
2:D:172:GLY:O	2:D:173:LYS:CE	2.54	0.56
1:C:117:GLU:HB3	1:C:118:PRO:CD	2.15	0.56
1:C:559:PRO:CD	1:C:562:PHE:HB2	2.36	0.56
1:C:759:ARG:NH1	1:C:825:MET:HE1	2.21	0.56
1:C:854:GLN:HG2	1:C:922:VAL:HB	1.86	0.56
1:C:548:PHE:CE1	1:C:582:ILE:HG12	2.41	0.56

Continued on next page...

Continued from previous page...

Atom-1	Atom-2	Distance(Å)	Clash(Å)
1:C:790:ASN:C	1:C:880:ARG:HG2	2.25	0.56
2:B:263:PHE:CB	2:B:266:LEU:HD11	2.36	0.56
2:D:227:MET:HG2	2:D:263:PHE:CE2	2.40	0.56
2:B:80:ILE:HD11	2:B:177:ILE:HG23	1.87	0.56
1:C:243:VAL:HG12	1:C:442:GLY:C	2.26	0.56
1:A:373:THR:HG21	1:A:708:THR:O	2.06	0.56
1:C:209:SER:HA	1:C:213:GLY:HA2	1.88	0.56
1:C:495:ARG:HB3	1:C:495:ARG:NH1	2.20	0.56
2:B:90:PHE:HZ	2:B:174:PRO:CG	2.14	0.56
1:C:229:PRO:O	1:C:237:PHE:HZ	1.89	0.56
2:D:173:LYS:HG3	2:D:263:PHE:O	2.05	0.56
1:A:792:PRO:O	1:A:794:PRO:HD3	2.06	0.56
1:C:811:PRO:HB3	1:C:927:LEU:CD2	2.32	0.56
1:A:430:GLN:NE2	1:A:438:ARG:HB2	2.20	0.56
1:A:918:THR:HG1	1:A:984:ALA:HB2	1.69	0.56
1:C:45:HIS:HD2	1:C:50:THR:O	1.88	0.56
1:A:312:GLU:O	1:A:315:ILE:HG22	2.05	0.56
1:A:103:LEU:O	1:A:318:ILE:HD11	2.06	0.56
1:C:1000:LEU:HD23	1:C:1003:ARG:NH2	2.20	0.56
2:D:260:ALA:O	2:D:261:VAL:CG2	2.54	0.55
1:C:987:TYR:OH	2:D:50:PHE:HA	2.06	0.55
1:C:229:PRO:O	1:C:237:PHE:CZ	2.59	0.55
1:A:1011:GLU:O	1:A:1015:TYR:HB3	2.06	0.55
1:A:987:TYR:OH	2:B:50:PHE:HA	2.05	0.55
1:C:93:PHE:N	1:C:285:ILE:HD11	2.22	0.55
1:C:932:THR:C	1:C:999:LYS:HZ3	2.09	0.55
1:C:515:LEU:HB2	1:C:577:CYS:SG	2.46	0.55
1:C:909:PHE:CZ	1:C:972:ARG:HD3	2.41	0.55
2:D:207:TYR:HA	2:D:240:LEU:HD22	1.87	0.55
2:D:102:VAL:HA	2:D:105:ILE:CD1	2.37	0.55
1:A:559:PRO:CD	1:A:562:PHE:HB2	2.37	0.55
1:A:243:VAL:CG1	1:A:443:ASP:HA	2.36	0.55
1:C:337:LEU:HB3	1:C:354:LEU:HD11	1.89	0.55
1:C:299:PHE:CE2	1:C:784:LEU:HB3	2.42	0.55
1:C:297:VAL:HG12	1:C:317:LEU:HD11	1.88	0.55
1:A:514:ILE:O	1:A:516:ILE:HG23	2.07	0.55
2:B:91:ARG:HA	2:B:302:LYS:O	2.06	0.55
1:C:293:VAL:O	1:C:297:VAL:HG22	2.06	0.55
1:A:459:SER:HB3	1:A:462:GLU:HG3	1.88	0.55
1:A:369:PHD:OD2	1:A:369:PHD:C	2.54	0.55
1:A:585:ILE:HG12	1:A:586:ASP:N	2.21	0.55
1:C:799:THR:HG23	1:C:916:PHE:HB2	1.88	0.55

Continued on next page...

Continued from previous page...

Atom-1	Atom-2	Distance(Å)	Clash(Å)
1:C:377:ASN:O	1:C:377:ASN:CG	2.44	0.55
3:G:41:GLY:O	3:G:45:ILE:HG12	2.06	0.55
1:C:104:CYS:SG	1:C:125:LEU:CD2	2.95	0.55
1:C:361:GLY:HA2	1:C:755:VAL:HG23	1.88	0.55
1:C:420:LEU:CD1	1:C:463:MET:HB3	2.36	0.55
1:A:1015:TYR:O	1:A:1016:TYR:OXT	2.25	0.55
1:C:765:LEU:O	1:C:769:ILE:HG12	2.07	0.55
1:A:93:PHE:CD2	1:A:330:LEU:CD2	2.89	0.55
1:A:897:GLN:HE21	2:B:184:LEU:N	2.02	0.55
1:C:898:GLN:HB2	2:D:182:ARG:H	1.72	0.55
1:C:467:TYR:CE1	1:C:489:PRO:HG3	2.41	0.55
1:A:811:PRO:HB3	1:A:927:LEU:CD2	2.36	0.55
1:C:1000:LEU:HD23	1:C:1003:ARG:HH21	1.72	0.55
2:B:282:ASN:C	2:B:283:ILE:HD12	2.28	0.55
2:B:202:MET:CG	2:B:203:LYS:H	2.20	0.55
1:A:276:PRO:HG3	1:A:359:THR:HG23	1.89	0.55
1:A:624:VAL:HG23	1:A:626:ILE:HG13	1.88	0.55
1:A:759:ARG:NH1	1:A:825:MET:HE2	2.22	0.55
1:A:508:LEU:HD13	1:A:508:LEU:O	2.07	0.55
1:A:280:GLU:HB3	1:A:837:LEU:HB3	1.89	0.55
2:D:224:VAL:O	2:D:266:LEU:CD2	2.51	0.54
2:D:230:PHE:HB2	2:D:260:ALA:HB3	1.89	0.54
1:C:467:TYR:CZ	1:C:489:PRO:HG3	2.42	0.54
1:A:1002:ILE:HG13	1:A:1010:VAL:HG12	1.89	0.54
1:A:385:TRP:HB3	1:A:581:LEU:HB2	1.89	0.54
2:D:63:GLU:HB3	2:D:249:LEU:HD13	1.89	0.54
2:D:226:THR:HG23	2:D:264:THR:HG22	1.89	0.54
2:B:184:LEU:HD22	2:B:245:TYR:O	2.06	0.54
2:B:204:TYR:CD2	2:B:208:VAL:HB	2.43	0.54
1:A:318:ILE:O	1:A:318:ILE:HG13	2.07	0.54
3:G:32:ILE:O	3:G:32:ILE:CG2	2.55	0.54
2:D:59:LEU:O	2:D:59:LEU:HG	2.07	0.54
1:A:98:TRP:CD1	1:A:133:VAL:HG21	2.42	0.54
1:C:338:THR:O	1:C:342:LYS:HG2	2.07	0.54
1:A:117:GLU:HB3	1:A:118:PRO:CD	2.16	0.54
1:A:794:PRO:HB3	1:A:862:TYR:CD1	2.43	0.54
2:D:196:LEU:HD13	2:D:203:LYS:HD2	1.88	0.54
1:C:191:ARG:HA	1:C:241:ASN:HA	1.88	0.54
1:A:909:PHE:CZ	1:A:972:ARG:HD3	2.43	0.54
1:A:120:ASN:ND2	1:A:972:ARG:HH22	2.06	0.54
1:A:853:ILE:HD13	1:A:990:LEU:HD21	1.89	0.54
1:A:960:PHE:C	1:A:962:SER:H	2.10	0.54

Continued on next page...

Continued from previous page...

Atom-1	Atom-2	Distance(Å)	Clash(Å)
1:C:873:PRO:CD	2:D:58:LEU:HD21	2.35	0.54
1:C:143:GLN:NE2	1:C:338:THR:HG23	2.21	0.54
2:B:102:VAL:HA	2:B:105:ILE:CD1	2.38	0.54
1:C:592:VAL:HG12	1:C:593:PRO:N	2.22	0.54
1:A:183:LEU:HD21	1:A:248:ARG:HH21	1.73	0.54
2:B:239:PRO:HG2	2:B:242:TYR:CE1	2.43	0.54
1:A:853:ILE:HG21	1:A:990:LEU:HD22	1.90	0.54
1:C:276:PRO:HG2	1:C:277:ILE:H	1.71	0.54
1:A:336:CYS:SG	1:A:816:ALA:HB2	2.46	0.54
1:C:957:LEU:HD23	1:C:957:LEU:O	2.08	0.54
1:C:1002:ILE:HG13	1:C:1010:VAL:HG12	1.90	0.54
1:A:759:ARG:HH11	1:A:825:MET:HE2	1.72	0.54
1:A:860:PHE:CZ	2:B:57:MET:HG3	2.42	0.54
1:A:165:ILE:HB	1:A:183:LEU:HB3	1.88	0.54
1:A:351:VAL:HG13	1:A:741:MET:CG	2.36	0.54
2:D:243:TYR:HB3	2:D:244:PRO:HA	1.89	0.54
2:D:213:CYS:O	2:D:227:MET:SD	2.66	0.54
1:A:496:HIS:CE1	1:A:559:PRO:O	2.61	0.54
1:A:225:THR:HG21	1:A:233:ARG:HG3	1.88	0.54
1:A:96:LEU:HD23	1:A:325:VAL:CG2	2.37	0.54
1:A:104:CYS:SG	1:A:125:LEU:CD2	2.96	0.54
1:A:996:GLU:HA	1:A:996:GLU:OE1	2.07	0.54
1:A:371:THR:C	1:A:373:THR:H	2.11	0.54
2:B:245:TYR:CE1	2:B:247:GLY:O	2.61	0.54
1:C:785:ILE:HD11	1:C:859:PHE:CE2	2.43	0.54
2:B:274:ILE:HD13	2:B:297:VAL:O	2.07	0.54
1:A:238:PHE:CE2	1:A:260:MET:SD	3.01	0.54
2:B:210:PRO:HG2	2:B:279:TYR:HB2	1.89	0.54
1:C:592:VAL:CB	1:C:593:PRO:HD3	2.38	0.53
1:A:185:GLU:HB2	1:A:248:ARG:HD3	1.91	0.53
1:C:949:PHE:CZ	1:C:953:GLU:HG3	2.42	0.53
1:A:550:HIS:C	1:A:550:HIS:CD2	2.79	0.53
1:C:550:HIS:CD2	1:C:550:HIS:C	2.81	0.53
2:D:184:LEU:HD21	2:D:247:GLY:H	1.73	0.53
1:A:309:THR:HG23	1:A:311:LEU:H	1.73	0.53
1:C:858:GLY:O	1:C:861:THR:HG22	2.08	0.53
1:C:898:GLN:NE2	2:D:182:ARG:H	2.06	0.53
1:C:949:PHE:CE1	3:E:45:ILE:HD13	2.42	0.53
2:D:73:ALA:CB	2:D:74:PRO:HD3	2.31	0.53
1:C:371:THR:HG23	1:C:377:ASN:HB2	1.91	0.53
1:C:898:GLN:HE21	2:D:181:ASN:CA	2.04	0.53
1:C:125:LEU:HD23	1:C:125:LEU:C	2.29	0.53

Continued on next page...

Continued from previous page...

Atom-1	Atom-2	Distance(Å)	Clash(Å)
1:C:512:SER:O	1:C:523:LEU:HB2	2.08	0.53
2:D:80:ILE:HG12	2:D:177:ILE:O	2.09	0.53
1:C:980:TRP:O	1:C:983:CYS:SG	2.67	0.53
1:A:88:GLN:OE1	1:A:140:SER:HB3	2.09	0.53
2:B:177:ILE:O	2:B:177:ILE:HG12	2.08	0.53
1:A:957:LEU:HD23	1:A:961:LEU:HD13	1.91	0.53
1:A:977:LYS:H	1:A:980:TRP:HD1	1.44	0.53
1:A:776:ASN:O	1:A:780:ILE:HG13	2.09	0.53
1:C:667:THR:HG22	1:C:670:GLN:CD	2.29	0.53
1:A:887:TRP:CE2	2:B:84:GLN:O	2.61	0.53
1:C:887:TRP:CE2	2:D:84:GLN:O	2.62	0.53
1:A:554:PRO:O	1:A:558:PHE:HD1	1.91	0.53
1:C:900:THR:HG23	1:C:901:TYR:N	2.23	0.53
2:B:204:TYR:C	2:B:206:PRO:HD2	2.29	0.53
1:A:215:SER:HB2	1:A:377:ASN:OD1	2.09	0.53
1:C:960:PHE:O	1:C:964:CYS:HB2	2.09	0.53
2:B:243:TYR:HB3	2:B:244:PRO:HA	1.91	0.53
1:A:771:TYR:OH	1:A:923:GLN:HB3	2.08	0.53
1:A:559:PRO:HD2	1:A:562:PHE:HD1	1.70	0.53
2:B:178:ILE:HD12	2:B:211:VAL:HG11	1.87	0.53
1:A:481:TYR:CE1	1:A:483:LEU:HD23	2.42	0.53
1:C:372:GLY:O	1:C:727:MET:HG3	2.09	0.53
1:C:856:LEU:N	1:C:856:LEU:HD23	2.23	0.53
2:B:170:LYS:HD3	2:B:173:LYS:H	1.73	0.52
2:D:178:ILE:HG12	2:D:259:MET:HB2	1.91	0.52
2:D:276:CYS:HB2	2:D:295:PHE:CD1	2.43	0.52
1:A:785:ILE:HD11	1:A:859:PHE:CZ	2.44	0.52
1:A:260:MET:CE	1:A:712:VAL:HG21	2.29	0.52
1:A:949:PHE:CZ	1:A:953:GLU:HG3	2.44	0.52
1:A:824:ILE:O	1:A:827:ARG:HG2	2.08	0.52
1:A:858:GLY:O	1:A:861:THR:HG22	2.08	0.52
1:A:229:PRO:O	1:A:237:PHE:HZ	1.93	0.52
2:B:175:CYS:SG	2:B:262:GLN:NE2	2.82	0.52
1:C:715:SER:HB2	1:C:716:PRO:HD3	1.91	0.52
1:A:663:LEU:HD21	1:A:671:LEU:HD22	1.91	0.52
1:A:684:ALA:O	1:A:686:THR:HG23	2.09	0.52
2:D:156:LEU:HD22	2:D:260:ALA:HB2	1.92	0.52
2:D:204:TYR:C	2:D:206:PRO:HD2	2.30	0.52
2:B:184:LEU:CD2	2:B:247:GLY:H	2.22	0.52
1:A:810:VAL:HG11	1:A:950:GLY:HA2	1.91	0.52
1:C:96:LEU:HD23	1:C:325:VAL:CG2	2.39	0.52
1:C:506:ARG:CG	1:C:506:ARG:NH1	2.60	0.52

Continued on next page...

Continued from previous page...

Atom-1	Atom-2	Distance(Å)	Clash(Å)
1:C:775:SER:HB3	1:C:923:GLN:NE2	2.25	0.52
1:A:659:HIS:CE1	1:A:685:ARG:HG2	2.44	0.52
1:C:720:LYS:O	1:C:720:LYS:HG3	2.10	0.52
2:B:172:GLY:O	2:B:173:LYS:CD	2.56	0.52
2:B:94:ASP:HB2	2:B:97:SER:HB3	1.92	0.52
1:A:225:THR:HG22	1:A:233:ARG:H	1.73	0.52
2:B:246:TYR:HB2	2:B:251:GLN:CD	2.30	0.52
1:C:299:PHE:CE2	1:C:784:LEU:HD22	2.44	0.52
2:D:112:TYR:CE1	2:D:258:LEU:HD11	2.44	0.52
1:C:527:LEU:C	1:C:529:ASP:H	2.13	0.52
1:A:128:VAL:HG21	1:A:801:LEU:HD13	1.92	0.52
1:A:589:ARG:HB2	1:A:592:VAL:HG23	1.91	0.52
1:A:254:THR:O	1:A:257:ARG:HB2	2.09	0.52
1:A:125:LEU:C	1:A:125:LEU:HD23	2.29	0.52
1:A:923:GLN:OE1	1:A:923:GLN:HA	2.08	0.52
1:C:88:GLN:OE1	1:C:140:SER:HB3	2.09	0.52
2:B:226:THR:HG21	2:B:265:ASN:N	2.10	0.52
2:B:201:VAL:CG2	2:B:202:MET:HA	2.35	0.52
1:C:853:ILE:HG12	2:D:46:LEU:CD2	2.38	0.52
1:C:825:MET:CE	1:C:825:MET:HA	2.40	0.52
1:A:875:HIS:O	1:A:879:LEU:HD21	2.10	0.52
2:B:92:PRO:HD2	2:B:303:SER:CB	2.40	0.52
1:C:143:GLN:HE22	1:C:338:THR:HG23	1.74	0.52
1:A:527:LEU:C	1:A:529:ASP:H	2.13	0.52
2:D:226:THR:CG2	2:D:265:ASN:N	2.73	0.52
2:B:178:ILE:HD11	2:B:211:VAL:HG11	1.91	0.52
1:A:95:MET:HA	1:A:95:MET:HE3	1.90	0.52
1:A:967:MET:CE	1:A:971:LEU:HD12	2.40	0.52
1:C:48:TYR:OH	1:C:252:VAL:HG12	2.10	0.52
2:D:246:TYR:O	2:D:250:LEU:HB2	2.10	0.52
2:D:183:VAL:HB	2:D:186:PHE:HB2	1.90	0.52
2:D:259:MET:O	2:D:261:VAL:HG23	2.10	0.52
1:C:893:ASP:OD2	1:C:896:GLY:N	2.43	0.52
1:C:907:VAL:O	1:C:911:CYS:HB2	2.10	0.52
1:A:495:ARG:HB3	1:A:495:ARG:NH1	2.24	0.52
2:D:131:SER:OG	2:D:241:GLN:HB3	2.10	0.52
2:B:117:GLN:HE22	2:B:150:ARG:CB	2.23	0.52
1:C:288:ILE:HG22	1:C:289:THR:N	2.25	0.52
2:D:151:PHE:CE1	2:D:232:LEU:HD23	2.45	0.52
1:C:54:ARG:NH1	1:C:54:ARG:HG3	2.08	0.51
1:A:585:ILE:O	1:A:587:PRO:HD3	2.10	0.51
1:A:185:GLU:HA	1:A:248:ARG:HG2	1.91	0.51

Continued on next page...

Continued from previous page...

Atom-1	Atom-2	Distance(Å)	Clash(Å)
2:B:178:ILE:CG2	2:B:295:PHE:CE1	2.93	0.51
1:A:514:ILE:HD11	1:A:523:LEU:HG	1.91	0.51
1:A:974:TYR:HB3	1:A:975:PRO:HD2	1.92	0.51
1:A:97:LEU:O	1:A:101:ALA:CB	2.58	0.51
1:A:515:LEU:HB2	1:A:577:CYS:SG	2.50	0.51
1:A:649:ASN:HD22	1:A:650:PRO:HD2	1.74	0.51
1:A:902:GLU:O	1:A:906:ILE:HG12	2.09	0.51
2:B:173:LYS:HE2	2:B:264:THR:O	2.10	0.51
1:A:93:PHE:CG	1:A:330:LEU:HD21	2.46	0.51
1:A:785:ILE:HG13	1:A:786:PHE:N	2.24	0.51
1:C:592:VAL:HB	1:C:593:PRO:HD3	1.91	0.51
1:A:379:MET:CB	1:A:444:ALA:HB1	2.32	0.51
1:A:266:LEU:O	1:A:270:LEU:HG	2.11	0.51
1:A:101:ALA:HB2	1:A:129:LEU:CB	2.41	0.51
1:A:88:GLN:C	1:A:89:LEU:HD23	2.31	0.51
1:A:873:PRO:CD	2:B:58:LEU:HD21	2.39	0.51
2:B:196:LEU:CD1	2:B:203:LYS:HD2	2.40	0.51
1:A:120:ASN:HD21	1:A:972:ARG:HH22	1.57	0.51
2:B:62:SER:HB3	2:B:65:LYS:O	2.10	0.51
1:C:206:VAL:CA	1:C:243:VAL:HG23	2.41	0.51
1:C:802:CYS:O	1:C:916:PHE:HE2	1.92	0.51
1:C:915:PHE:O	1:C:918:THR:HG22	2.09	0.51
1:C:853:ILE:HG13	2:D:46:LEU:HD11	1.92	0.51
1:A:1009:TRP:HE3	1:A:1013:GLU:HG3	1.74	0.51
1:A:964:CYS:HB3	1:A:967:MET:HG2	1.91	0.51
2:B:302:LYS:O	2:B:303:SER:HB2	2.11	0.51
1:A:315:ILE:O	1:A:318:ILE:CG2	2.58	0.51
2:D:49:ILE:O	2:D:53:THR:HG23	2.10	0.51
1:A:898:GLN:NE2	2:B:182:ARG:H	2.09	0.51
1:A:383:HIS:C	1:A:384:MET:HG3	2.30	0.51
1:C:1001:ILE:HG22	1:C:1010:VAL:HG11	1.91	0.51
1:A:337:LEU:HD12	1:A:761:ILE:HD11	1.92	0.51
1:C:292:ALA:HA	1:C:324:ASN:ND2	2.26	0.51
1:A:229:PRO:O	1:A:237:PHE:CZ	2.64	0.51
1:C:463:MET:HG3	1:C:466:ARG:HH21	1.76	0.51
1:C:192:ILE:HG22	1:C:194:ALA:O	2.10	0.51
1:A:897:GLN:NE2	2:B:184:LEU:H	2.04	0.51
2:B:197:GLU:O	2:B:200:PRO:HD2	2.10	0.51
1:C:865:ILE:CD1	1:C:980:TRP:CD2	2.94	0.51
2:B:117:GLN:HE22	2:B:150:ARG:HB3	1.76	0.51
1:A:37:HIS:CD2	1:A:37:HIS:H	2.28	0.51
1:C:893:ASP:OD1	1:C:897:GLN:HB2	2.10	0.51

Continued on next page...

Continued from previous page...

Atom-1	Atom-2	Distance(Å)	Clash(Å)
1:A:143:GLN:C	1:A:145:ALA:H	2.14	0.51
1:C:104:CYS:SG	1:C:125:LEU:HD22	2.50	0.51
1:A:397:GLU:O	1:A:436:LEU:HD12	2.11	0.51
2:B:183:VAL:HB	2:B:186:PHE:HB2	1.91	0.51
1:C:41:LEU:H	1:C:41:LEU:HD12	1.76	0.51
2:D:201:VAL:CG2	2:D:202:MET:HA	2.36	0.51
1:C:564:PHE:HD2	1:C:571:PHE:CD2	2.29	0.51
1:C:909:PHE:CE2	1:C:972:ARG:HD3	2.46	0.51
2:D:178:ILE:HD12	2:D:211:VAL:HG11	1.90	0.50
1:A:369:PHD:O	1:A:373:THR:CB	2.51	0.50
1:A:564:PHE:HD2	1:A:571:PHE:CD2	2.29	0.50
1:C:592:VAL:HG12	1:C:593:PRO:CD	2.41	0.50
1:C:914:PRO:HA	1:C:976:LEU:HD11	1.94	0.50
2:D:239:PRO:HG2	2:D:242:TYR:HD1	1.71	0.50
2:D:264:THR:CG2	2:D:265:ASN:N	2.46	0.50
1:C:794:PRO:O	1:C:912:HIS:HD2	1.95	0.50
2:B:178:ILE:HG12	2:B:259:MET:HB2	1.93	0.50
2:B:124:GLU:CG	2:B:147:LYS:HD2	2.40	0.50
2:D:127:GLY:C	2:D:129:VAL:H	2.15	0.50
1:A:687:SER:OG	1:A:690:GLN:HG3	2.12	0.50
1:C:483:LEU:HD13	1:C:498:LEU:HD11	1.92	0.50
1:C:671:LEU:O	1:C:675:LEU:HD12	2.11	0.50
1:C:93:PHE:HB3	1:C:330:LEU:HD21	1.94	0.50
1:A:763:ASP:O	1:A:766:LYS:HB2	2.12	0.50
1:A:96:LEU:HD23	1:A:325:VAL:HG22	1.94	0.50
3:E:32:ILE:O	3:E:36:LEU:HG	2.12	0.50
1:C:777:ILE:N	1:C:778:PRO:HD2	2.27	0.50
2:D:214:THR:OG1	2:D:215:GLY:N	2.45	0.50
2:B:112:TYR:CE2	2:B:255:LEU:HD22	2.46	0.50
2:B:178:ILE:HG22	2:B:295:PHE:CE1	2.47	0.50
1:A:795:LEU:CD2	1:A:800:ILE:HG13	2.41	0.50
1:A:280:GLU:OE2	1:A:830:ARG:NH2	2.45	0.50
1:C:508:LEU:O	1:C:508:LEU:HD13	2.11	0.50
1:C:886:ARG:NE	1:C:901:TYR:CZ	2.80	0.50
1:C:370:LYS:NZ	1:C:375:THR:HG21	2.27	0.50
1:C:321:ILE:O	1:C:325:VAL:N	2.45	0.50
2:D:65:LYS:HE3	2:D:69:GLN:HE22	1.77	0.50
1:A:814:SER:OG	1:A:947:LEU:HA	2.11	0.50
2:B:77:LEU:HD12	2:B:179:LYS:O	2.11	0.50
1:A:192:ILE:HG22	1:A:194:ALA:O	2.11	0.50
1:A:868:GLU:HA	2:B:67:THR:HG23	1.93	0.50
2:D:94:ASP:O	2:D:98:TYR:CE1	2.65	0.50

Continued on next page...

Continued from previous page...

Atom-1	Atom-2	Distance(Å)	Clash(Å)
1:A:54:ARG:NH1	1:A:54:ARG:CG	2.70	0.50
1:A:909:PHE:CE2	1:A:972:ARG:HD3	2.45	0.50
1:A:225:THR:HG22	1:A:232:THR:HA	1.92	0.50
1:C:762:PHE:O	1:C:765:LEU:HB2	2.11	0.50
1:C:565:ASP:OD2	1:C:568:ASP:HB2	2.11	0.50
1:A:611:GLY:HA2	1:A:686:THR:H	1.76	0.50
2:D:175:CYS:SG	2:D:262:GLN:NE2	2.85	0.49
1:C:917:VAL:HG12	1:C:918:THR:N	2.27	0.49
1:A:1000:LEU:HD13	1:A:1000:LEU:C	2.32	0.49
2:B:229:TYR:HD1	2:B:261:VAL:HG22	1.77	0.49
2:D:81:PRO:HG2	2:D:176:VAL:HG13	1.94	0.49
1:A:1004:ARG:HH11	2:D:59:LEU:CD2	2.25	0.49
1:C:559:PRO:HD2	1:C:562:PHE:CB	2.40	0.49
2:B:131:SER:OG	2:B:241:GLN:HB3	2.12	0.49
1:C:1011:GLU:O	1:C:1015:TYR:HB3	2.12	0.49
1:A:853:ILE:HG12	2:B:46:LEU:CD2	2.41	0.49
1:C:326:PRO:HB3	1:C:329:LEU:HB2	1.94	0.49
1:A:753:THR:O	1:A:757:GLU:HG2	2.11	0.49
2:B:80:ILE:HG22	2:B:108:PHE:CG	2.48	0.49
2:D:90:PHE:HB2	2:D:97:SER:O	2.13	0.49
1:C:886:ARG:CZ	1:C:901:TYR:OH	2.61	0.49
1:C:910:THR:O	1:C:914:PRO:HD3	2.11	0.49
2:B:90:PHE:CZ	2:B:174:PRO:HG2	2.46	0.49
1:A:690:GLN:O	1:A:694:ILE:HG13	2.12	0.49
2:D:41:ILE:O	2:D:41:ILE:HG22	2.13	0.49
1:C:824:ILE:O	1:C:827:ARG:HG2	2.13	0.49
1:C:810:VAL:HB	1:C:811:PRO:HD3	1.94	0.49
1:A:225:THR:HG23	1:A:226:ASN:N	2.27	0.49
2:B:272:ILE:HG13	2:B:299:ILE:HG13	1.95	0.49
2:B:263:PHE:CD1	2:B:263:PHE:N	2.81	0.49
1:C:374:LEU:CD2	1:C:592:VAL:HG13	2.42	0.49
1:A:369:PHD:OD2	1:A:371:THR:O	2.30	0.49
2:B:73:ALA:CB	2:B:74:PRO:HD3	2.35	0.49
1:C:371:THR:C	1:C:373:THR:H	2.16	0.49
2:B:202:MET:CG	2:B:203:LYS:N	2.76	0.49
1:C:318:ILE:O	1:C:318:ILE:HG13	2.12	0.49
1:A:985:PHE:CB	1:A:986:PRO:HD3	2.43	0.49
1:C:142:TYR:O	1:C:146:LYS:HG2	2.12	0.49
2:D:208:VAL:HG13	2:D:237:GLY:HA3	1.95	0.49
1:A:93:PHE:HE1	1:A:285:ILE:HG13	1.76	0.49
1:C:948:ILE:O	1:C:951:LEU:N	2.41	0.49
2:D:202:MET:CE	2:D:203:LYS:H	2.25	0.49

Continued on next page...

Continued from previous page...

Atom-1	Atom-2	Distance(Å)	Clash(Å)
2:B:245:TYR:CZ	2:B:247:GLY:O	2.64	0.49
1:A:564:PHE:HA	1:A:570:ASN:HD22	1.78	0.49
2:B:103:VAL:O	2:B:106:VAL:HB	2.13	0.49
1:A:45:HIS:HD2	1:A:50:THR:O	1.95	0.49
1:A:889:ASN:ND2	2:B:291:PHE:CE2	2.81	0.49
2:D:103:VAL:O	2:D:106:VAL:HB	2.12	0.49
1:C:165:ILE:CD1	1:C:170:LYS:HB3	2.40	0.49
1:C:488:ASN:OD1	1:C:489:PRO:HD2	2.13	0.49
1:C:373:THR:HG21	1:C:708:THR:O	2.13	0.49
1:C:96:LEU:O	1:C:97:LEU:C	2.51	0.49
2:B:146:ARG:HB2	2:B:251:GLN:HG3	1.94	0.49
1:C:276:PRO:O	1:C:279:ALA:HB3	2.13	0.49
1:A:191:ARG:O	1:A:193:PRO:HD3	2.12	0.49
1:A:891:VAL:HG23	1:A:904:ARG:NH2	2.27	0.49
1:C:900:THR:CG2	1:C:903:GLN:H	2.25	0.49
2:B:202:MET:CE	2:B:203:LYS:H	2.26	0.49
1:C:871:PHE:CE2	1:C:883:TRP:HZ3	2.31	0.49
2:B:41:ILE:O	2:B:41:ILE:HG22	2.13	0.49
2:D:229:TYR:HD1	2:D:261:VAL:HG22	1.78	0.48
1:C:689:GLN:O	1:C:693:ILE:HG12	2.14	0.48
2:D:146:ARG:HB2	2:D:251:GLN:HG3	1.94	0.48
1:C:554:PRO:O	1:C:558:PHE:HD1	1.96	0.48
1:C:443:ASP:OD1	1:C:446:GLU:HB2	2.13	0.48
1:A:225:THR:CG2	1:A:232:THR:HA	2.43	0.48
1:A:267:ALA:HB1	1:A:715:SER:HB3	1.93	0.48
1:A:651:ARG:HA	1:A:651:ARG:NE	2.29	0.48
1:C:29:LYS:HB2	1:C:266:LEU:HD13	1.95	0.48
1:A:142:TYR:O	1:A:146:LYS:HG2	2.13	0.48
1:C:196:LEU:O	1:C:235:ILE:HG23	2.14	0.48
1:A:967:MET:HE3	1:A:971:LEU:HD12	1.95	0.48
1:C:790:ASN:HB2	1:C:878:GLY:HA2	1.95	0.48
1:A:691:LYS:CB	1:A:717:ALA:HB2	2.43	0.48
1:C:899:TRP:CE3	2:D:72:VAL:HG13	2.49	0.48
1:A:506:ARG:CG	1:A:506:ARG:NH1	2.65	0.48
1:C:790:ASN:CB	1:C:878:GLY:HA2	2.43	0.48
1:A:197:ARG:HA	1:A:235:ILE:HD13	1.96	0.48
1:A:380:THR:HA	1:A:448:ALA:HB1	1.95	0.48
1:C:123:LEU:HD13	1:C:123:LEU:C	2.34	0.48
2:B:112:TYR:CE1	2:B:258:LEU:HD11	2.48	0.48
2:B:239:PRO:HB2	2:B:241:GLN:HE21	1.78	0.48
2:B:148:VAL:CG1	2:B:254:TYR:HA	2.41	0.48
2:B:31:SER:HA	2:B:34:LYS:HG3	1.96	0.48

Continued on next page...

Continued from previous page...

Atom-1	Atom-2	Distance(Å)	Clash(Å)
2:D:263:PHE:N	2:D:263:PHE:CD1	2.82	0.48
1:C:260:MET:CG	1:C:261:GLY:N	2.69	0.48
2:D:90:PHE:CZ	2:D:301:VAL:HG12	2.48	0.48
2:B:49:ILE:O	2:B:53:THR:HG23	2.13	0.48
1:A:989:LEU:O	1:A:990:LEU:C	2.51	0.48
1:C:548:PHE:HB2	1:C:580:GLY:O	2.12	0.48
1:C:814:SER:OG	1:C:947:LEU:HA	2.14	0.48
1:A:565:ASP:OD2	1:A:568:ASP:HB2	2.14	0.48
1:C:206:VAL:HG22	1:C:207:ASP:H	1.78	0.48
1:C:218:GLN:HB3	1:C:233:ARG:HH12	1.79	0.48
1:C:93:PHE:HD1	1:C:285:ILE:HD11	1.79	0.48
1:A:1004:ARG:HH11	2:D:59:LEU:HD21	1.77	0.48
1:A:712:VAL:HG23	1:A:712:VAL:O	2.13	0.48
1:A:913:THR:N	1:A:914:PRO:HD2	2.29	0.48
1:A:688:PRO:HG3	1:A:713:ASN:CB	2.44	0.48
2:D:75:PRO:HG2	2:D:186:PHE:CE2	2.49	0.48
2:B:140:ASN:HB3	2:B:142:GLU:HG3	1.96	0.48
1:C:792:PRO:O	1:C:794:PRO:CD	2.51	0.48
1:C:369:PHD:OD2	1:C:369:PHD:C	2.62	0.48
1:A:886:ARG:CA	1:A:901:TYR:CE1	2.94	0.48
1:C:321:ILE:HD12	1:C:322:VAL:N	2.29	0.48
1:A:363:THR:HA	1:A:704:ILE:O	2.14	0.48
2:B:119:ASP:C	2:B:121:MET:N	2.67	0.48
1:C:260:MET:O	1:C:263:ILE:HB	2.14	0.48
1:C:712:VAL:HG12	1:C:732:SER:OG	2.14	0.48
1:C:898:GLN:HB2	2:D:182:ARG:N	2.29	0.48
2:D:267:THR:HG23	2:D:268:MET:N	2.29	0.48
1:A:980:TRP:CA	1:A:980:TRP:CE3	2.97	0.48
2:D:260:ALA:C	2:D:261:VAL:HG23	2.34	0.47
1:C:330:LEU:HA	1:C:330:LEU:HD22	1.60	0.47
1:C:492:ALA:C	1:C:494:PRO:HD3	2.34	0.47
1:A:183:LEU:HD11	1:A:199:ILE:HD11	1.96	0.47
1:C:919:ILE:HG22	1:C:920:VAL:N	2.28	0.47
1:C:226:ASN:OD1	1:C:227:GLU:N	2.47	0.47
2:B:239:PRO:CB	2:B:241:GLN:HE21	2.27	0.47
2:B:204:TYR:HD2	2:B:204:TYR:O	1.97	0.47
1:C:326:PRO:CB	1:C:329:LEU:HB2	2.43	0.47
3:G:36:LEU:HD23	3:G:36:LEU:HA	1.65	0.47
2:B:88:ILE:HG23	2:B:101:TYR:CZ	2.45	0.47
1:C:814:SER:HB2	1:C:946:ILE:HG22	1.96	0.47
1:A:715:SER:HB2	1:A:716:PRO:HD3	1.95	0.47
1:A:281:ILE:CG2	1:A:282:GLU:N	2.76	0.47

Continued on next page...

Continued from previous page...

Atom-1	Atom-2	Distance(Å)	Clash(Å)
2:D:179:LYS:HG2	2:D:180:LEU:N	2.30	0.47
2:D:209:LEU:O	2:D:237:GLY:HA2	2.15	0.47
1:C:900:THR:CG2	1:C:903:GLN:CG	2.76	0.47
1:C:903:GLN:NE2	2:D:74:PRO:O	2.47	0.47
1:A:376:GLN:HG2	1:A:587:PRO:O	2.14	0.47
1:C:585:ILE:HG12	1:C:586:ASP:H	1.79	0.47
1:A:957:LEU:CD2	1:A:961:LEU:HD13	2.43	0.47
1:A:985:PHE:HB2	1:A:986:PRO:HD3	1.97	0.47
1:C:413:ALA:O	1:C:417:ILE:HG13	2.13	0.47
1:C:52:LEU:CG	1:C:199:ILE:HD12	2.31	0.47
1:C:948:ILE:HG22	1:C:949:PHE:N	2.29	0.47
1:C:495:ARG:CG	1:C:555:ASP:HB3	2.36	0.47
2:B:184:LEU:CD2	2:B:247:GLY:N	2.76	0.47
1:C:602:ALA:HB1	1:C:759:ARG:NH1	2.27	0.47
1:C:548:PHE:CZ	1:C:582:ILE:HD11	2.50	0.47
1:A:831:ASN:C	1:A:831:ASN:HD22	2.17	0.47
1:A:278:ALA:O	1:A:281:ILE:HG22	2.15	0.47
1:C:206:VAL:HA	1:C:243:VAL:HG23	1.95	0.47
2:D:80:ILE:CD1	2:D:177:ILE:HG23	2.44	0.47
1:A:865:ILE:CD1	1:A:980:TRP:CE2	2.98	0.47
2:B:196:LEU:N	2:B:196:LEU:HD23	2.30	0.47
1:C:967:MET:HE1	1:C:971:LEU:HD12	1.95	0.47
1:C:329:LEU:HD21	1:C:769:ILE:HD12	1.95	0.47
1:C:46:ARG:O	1:C:46:ARG:HG2	2.15	0.47
1:C:374:LEU:HD11	1:C:626:ILE:HD11	1.97	0.47
2:D:184:LEU:HD22	2:D:245:TYR:O	2.15	0.47
1:C:795:LEU:CD1	1:C:799:THR:HG21	2.45	0.47
1:C:911:CYS:C	1:C:914:PRO:HD2	2.34	0.47
1:C:370:LYS:NZ	1:C:620:ILE:HG13	2.30	0.47
1:A:52:LEU:CG	1:A:199:ILE:HD12	2.34	0.47
1:A:495:ARG:CG	1:A:555:ASP:HB3	2.36	0.47
1:C:803:ILE:HD13	1:C:807:THR:OG1	2.14	0.47
2:B:204:TYR:HE1	2:B:235:TYR:CZ	2.33	0.47
1:C:135:ILE:O	1:C:138:CYS:N	2.47	0.47
1:A:899:TRP:CZ3	2:B:72:VAL:HG13	2.49	0.47
1:A:138:CYS:O	1:A:142:TYR:HB3	2.15	0.47
1:C:919:ILE:O	1:C:920:VAL:C	2.52	0.47
1:C:900:THR:HG23	1:C:903:GLN:H	1.79	0.47
1:A:953:GLU:OE2	3:G:38:PHE:HA	2.15	0.47
1:C:683:PHE:HB3	1:C:686:THR:HG21	1.97	0.47
1:A:592:VAL:HG12	1:A:593:PRO:N	2.29	0.47
1:C:936:SER:O	1:C:939:GLN:N	2.47	0.47

Continued on next page...

Continued from previous page...

Atom-1	Atom-2	Distance(Å)	Clash(Å)
1:C:238:PHE:CD2	1:C:260:MET:HG2	2.49	0.47
2:D:125:ASP:HA	2:D:150:ARG:HD2	1.97	0.47
1:C:284:PHE:C	1:C:284:PHE:CD2	2.88	0.47
2:B:207:TYR:O	2:B:208:VAL:HG23	2.15	0.47
1:A:30:LYS:HE2	1:A:692:LEU:HD21	1.96	0.47
1:A:135:ILE:H	1:A:135:ILE:HG12	1.39	0.47
1:C:852:MET:HG2	2:D:43:TYR:CE2	2.50	0.47
1:C:374:LEU:O	1:C:592:VAL:HG21	2.15	0.47
2:D:182:ARG:HD2	2:D:245:TYR:CE2	2.49	0.47
2:B:59:LEU:CD2	1:C:1004:ARG:HH11	2.27	0.47
1:C:1009:TRP:HE3	1:C:1013:GLU:HG3	1.75	0.47
1:C:947:LEU:O	1:C:947:LEU:HD23	2.14	0.47
1:A:385:TRP:CZ3	1:A:531:PHE:HB2	2.50	0.47
2:D:61:ILE:HG22	2:D:67:THR:CG2	2.45	0.47
1:C:315:ILE:HD12	1:C:318:ILE:HG21	1.97	0.46
2:D:282:ASN:C	2:D:283:ILE:HD12	2.36	0.46
2:D:121:MET:HA	2:D:122:ILE:HA	1.44	0.46
1:C:162:ALA:O	1:C:172:SER:HA	2.15	0.46
2:D:212:HIS:CD2	2:D:213:CYS:N	2.83	0.46
2:D:193:ASN:OD1	2:D:203:LYS:HD3	2.15	0.46
1:A:934:ARG:HB2	1:A:1015:TYR:HE1	1.80	0.46
1:A:243:VAL:HG12	1:A:442:GLY:C	2.36	0.46
1:A:763:ASP:O	1:A:766:LYS:N	2.48	0.46
1:A:95:MET:HA	1:A:95:MET:HE2	1.94	0.46
1:A:129:LEU:CD2	1:A:327:GLU:HG2	2.44	0.46
2:B:275:GLU:OE1	2:B:277:LYS:HE3	2.14	0.46
2:B:127:GLY:C	2:B:129:VAL:N	2.68	0.46
1:A:704:ILE:HA	1:A:722:ASP:OD2	2.14	0.46
1:C:303:SER:O	1:C:308:TYR:HB2	2.14	0.46
1:A:238:PHE:CE2	1:A:260:MET:HG2	2.50	0.46
1:A:238:PHE:CD2	1:A:260:MET:HG2	2.50	0.46
1:A:270:LEU:O	1:A:719:LYS:HE3	2.15	0.46
1:C:383:HIS:C	1:C:384:MET:HG3	2.35	0.46
1:C:48:TYR:HB2	1:C:50:THR:HG22	1.98	0.46
1:A:284:PHE:HD1	1:A:838:VAL:CG2	2.25	0.46
2:D:102:VAL:O	2:D:106:VAL:HG23	2.15	0.46
1:A:260:MET:HE1	1:A:712:VAL:HG11	1.98	0.46
1:C:281:ILE:CG2	1:C:282:GLU:N	2.78	0.46
2:D:275:GLU:HB2	2:D:296:ASP:OD1	2.16	0.46
1:C:135:ILE:HG12	1:C:135:ILE:H	1.31	0.46
1:C:666:MET:HB3	1:C:671:LEU:HD21	1.98	0.46
1:A:151:MET:HE1	1:A:352:LYS:HD2	1.96	0.46

Continued on next page...

Continued from previous page...

Atom-1	Atom-2	Distance(Å)	Clash(Å)
1:C:40:SER:OG	1:C:43:GLU:HG3	2.16	0.46
1:A:511:CYS:SG	1:A:578:PHE:HB2	2.55	0.46
1:C:37:HIS:CD2	1:C:37:HIS:H	2.32	0.46
1:C:472:GLU:HG3	1:C:474:PRO:HD3	1.97	0.46
1:A:316:PHE:O	1:A:319:GLY:N	2.46	0.46
2:D:229:TYR:CD1	2:D:261:VAL:HG22	2.50	0.46
2:D:73:ALA:HB3	2:D:74:PRO:CD	2.33	0.46
1:C:949:PHE:CD2	1:C:949:PHE:C	2.89	0.46
1:C:951:LEU:HA	1:C:951:LEU:HD23	1.75	0.46
1:A:225:THR:HG22	1:A:233:ARG:N	2.31	0.46
1:C:29:LYS:O	1:C:689:GLN:CG	2.62	0.46
2:B:274:ILE:HD13	2:B:274:ILE:H	1.81	0.46
1:C:815:LEU:HD12	1:C:815:LEU:HA	1.67	0.46
1:C:592:VAL:HG12	1:C:593:PRO:HD3	1.97	0.46
1:A:330:LEU:HA	1:A:330:LEU:HD22	1.54	0.46
2:B:193:ASN:HA	2:B:203:LYS:NZ	2.30	0.46
1:C:692:LEU:HD13	1:C:716:PRO:O	2.15	0.46
2:D:131:SER:OG	2:D:241:GLN:CB	2.63	0.46
1:C:360:LEU:HD12	1:C:360:LEU:HA	1.68	0.46
1:C:547:GLY:HA2	1:C:581:LEU:HD23	1.97	0.46
1:A:947:LEU:C	1:A:947:LEU:HD23	2.36	0.46
2:B:61:ILE:HG22	2:B:67:THR:CG2	2.46	0.46
2:B:229:TYR:CD1	2:B:261:VAL:HG22	2.50	0.46
1:A:651:ARG:HA	1:A:651:ARG:HE	1.81	0.46
1:C:185:GLU:HA	1:C:248:ARG:HG2	1.97	0.46
1:A:1008:GLY:N	1:A:1012:LYS:HE2	2.30	0.46
1:C:376:GLN:O	1:C:377:ASN:C	2.54	0.46
1:C:708:THR:HG22	1:C:725:VAL:HB	1.97	0.46
1:C:932:THR:C	1:C:999:LYS:NZ	2.69	0.46
1:A:910:THR:O	1:A:910:THR:HG23	2.16	0.46
2:B:143:ARG:HB2	2:B:146:ARG:NH2	2.31	0.46
2:B:214:THR:OG1	2:B:215:GLY:N	2.49	0.46
1:C:989:LEU:HD23	1:C:989:LEU:C	2.36	0.46
1:A:370:LYS:HB2	1:A:610:THR:HB	1.98	0.46
1:C:266:LEU:O	1:C:270:LEU:HG	2.15	0.46
1:A:360:LEU:HA	1:A:360:LEU:HD12	1.70	0.46
1:A:611:GLY:HA2	1:A:686:THR:N	2.30	0.46
2:D:246:TYR:HB2	2:D:251:GLN:CD	2.36	0.46
2:D:140:ASN:HB3	2:D:142:GLU:HG3	1.98	0.46
1:A:284:PHE:CD2	1:A:284:PHE:C	2.90	0.46
2:B:56:VAL:O	2:B:59:LEU:HB3	2.15	0.46
1:A:467:TYR:N	1:A:467:TYR:CD1	2.84	0.46

Continued on next page...

Continued from previous page...

Atom-1	Atom-2	Distance(Å)	Clash(Å)
1:C:191:ARG:HB2	1:C:240:THR:O	2.16	0.46
1:C:281:ILE:HG23	1:C:282:GLU:N	2.31	0.46
1:C:982:PHE:H	1:C:982:PHE:HD1	1.64	0.46
1:C:790:ASN:O	1:C:880:ARG:HG2	2.16	0.46
1:A:309:THR:HG22	1:A:312:GLU:CD	2.36	0.46
2:B:152:ARG:HB2	2:B:155:TRP:CD1	2.51	0.46
2:B:191:PRO:HD3	2:B:280:GLY:HA2	1.98	0.46
2:D:274:ILE:H	2:D:274:ILE:HD13	1.81	0.46
2:B:102:VAL:O	2:B:106:VAL:HG23	2.16	0.46
1:C:913:THR:HG22	1:C:976:LEU:HD21	1.98	0.46
1:C:810:VAL:CG1	1:C:950:GLY:HA2	2.46	0.46
1:C:759:ARG:HH11	1:C:825:MET:HE1	1.80	0.46
1:C:299:PHE:HE2	1:C:784:LEU:HB3	1.79	0.46
1:C:1000:LEU:C	1:C:1000:LEU:HD13	2.36	0.46
2:B:274:ILE:HD12	2:B:299:ILE:HD11	1.97	0.46
2:D:186:PHE:CE1	2:D:282:ASN:HB3	2.50	0.46
1:A:472:GLU:HG3	1:A:474:PRO:HD3	1.98	0.46
2:B:80:ILE:CG1	2:B:81:PRO:HD3	2.16	0.45
2:D:209:LEU:HD12	2:D:209:LEU:HA	1.83	0.45
1:C:238:PHE:CG	1:C:239:SER:N	2.84	0.45
1:C:260:MET:O	1:C:260:MET:HG3	1.99	0.45
1:A:585:ILE:CG1	1:A:586:ASP:N	2.80	0.45
1:A:602:ALA:HB1	1:A:759:ARG:HH12	1.81	0.45
2:D:62:SER:HB3	2:D:65:LYS:O	2.15	0.45
1:A:815:LEU:HA	1:A:815:LEU:HD12	1.73	0.45
1:A:807:THR:HB	1:A:954:GLU:CG	2.31	0.45
1:C:55:GLY:HA3	1:C:165:ILE:O	2.17	0.45
1:A:492:ALA:C	1:A:494:PRO:HD3	2.36	0.45
1:A:598:LYS:HB2	1:A:752:VAL:HG22	1.98	0.45
2:D:155:TRP:CD2	2:D:232:LEU:HD22	2.51	0.45
2:B:179:LYS:HG2	2:B:180:LEU:N	2.32	0.45
1:C:962:SER:OG	1:C:975:PRO:HA	2.17	0.45
1:A:64:ILE:C	1:A:179:VAL:HG11	2.36	0.45
1:A:667:THR:HG22	1:A:670:GLN:CD	2.36	0.45
2:D:80:ILE:HD11	2:D:177:ILE:H	1.81	0.45
1:A:496:HIS:HE1	1:A:559:PRO:O	1.99	0.45
1:A:321:ILE:O	1:A:325:VAL:N	2.49	0.45
1:A:831:ASN:O	1:A:833:LYS:N	2.50	0.45
1:C:92:GLY:C	1:C:285:ILE:HD11	2.36	0.45
1:A:585:ILE:HD11	1:A:620:ILE:HD11	1.98	0.45
1:C:312:GLU:O	1:C:315:ILE:HG22	2.16	0.45
1:C:864:VAL:O	1:C:865:ILE:C	2.53	0.45

Continued on next page...

Continued from previous page...

Atom-1	Atom-2	Distance(Å)	Clash(Å)
1:A:907:VAL:O	1:A:911:CYS:HB2	2.17	0.45
1:C:804:ASP:C	1:C:805:LEU:HD12	2.37	0.45
1:C:449:LEU:HD21	1:C:584:MET:HE1	1.98	0.45
1:A:141:TYR:CD2	1:A:141:TYR:C	2.90	0.45
1:A:471:VAL:HG21	1:A:564:PHE:HB2	1.97	0.45
2:B:58:LEU:HD23	2:B:58:LEU:HA	1.82	0.45
1:A:963:TYR:O	3:G:31:LEU:HG	2.16	0.45
2:B:230:PHE:HB2	2:B:260:ALA:HB3	1.98	0.45
1:A:764:ASN:ND2	1:A:818:GLU:HB2	2.32	0.45
1:A:495:ARG:HG2	1:A:496:HIS:N	2.31	0.45
2:D:196:LEU:HD23	2:D:196:LEU:N	2.32	0.45
1:A:742:ILE:HG22	1:A:743:LEU:N	2.32	0.45
1:C:471:VAL:HG21	1:C:564:PHE:HB2	1.98	0.45
1:A:852:MET:HG2	2:B:43:TYR:HE2	1.81	0.45
2:B:33:PHE:CE2	2:B:37:LEU:HD12	2.51	0.45
2:B:227:MET:HG2	2:B:263:PHE:CZ	2.51	0.45
2:B:80:ILE:HG12	2:B:177:ILE:O	2.17	0.45
1:C:165:ILE:HD13	1:C:170:LYS:CB	2.44	0.45
1:A:495:ARG:CD	1:A:553:LEU:O	2.65	0.45
1:A:747:ASN:C	1:A:747:ASN:ND2	2.69	0.45
1:A:463:MET:HG3	1:A:466:ARG:HH21	1.81	0.45
1:C:688:PRO:HB2	1:C:689:GLN:OE1	2.17	0.45
1:C:648:VAL:O	1:C:650:PRO:HD3	2.17	0.45
2:D:37:LEU:HD23	2:D:37:LEU:O	2.17	0.45
2:B:263:PHE:CD2	2:B:266:LEU:HD11	2.52	0.45
1:A:206:VAL:HG22	1:A:207:ASP:H	1.82	0.45
1:C:496:HIS:HB2	1:C:553:LEU:HD12	1.99	0.45
1:C:977:LYS:HD3	2:D:68:TYR:CZ	2.52	0.45
2:D:275:GLU:OE1	2:D:277:LYS:HE3	2.17	0.45
1:A:643:ILE:HD11	1:A:648:VAL:HG23	1.97	0.45
2:D:58:LEU:HA	2:D:58:LEU:HD23	1.79	0.45
1:C:840:GLU:CD	1:C:840:GLU:H	2.20	0.45
2:B:213:CYS:O	2:B:227:MET:SD	2.75	0.45
2:D:178:ILE:HB	2:D:295:PHE:HZ	1.81	0.45
1:C:238:PHE:O	1:C:239:SER:CB	2.63	0.45
1:A:689:GLN:O	1:A:692:LEU:HB3	2.17	0.45
1:A:913:THR:N	1:A:914:PRO:CD	2.80	0.45
1:A:101:ALA:CB	1:A:129:LEU:HB2	2.43	0.45
1:C:873:PRO:HD2	2:D:58:LEU:HD21	1.99	0.45
2:B:146:ARG:HB2	2:B:251:GLN:CG	2.47	0.45
1:C:850:ILE:HD13	1:C:850:ILE:HA	1.80	0.45
2:B:117:GLN:HE21	2:B:150:ARG:HG2	1.82	0.45

Continued on next page...

Continued from previous page...

Atom-1	Atom-2	Distance(Å)	Clash(Å)
2:D:78:THR:CG2	2:D:179:LYS:HD2	2.47	0.45
1:A:30:LYS:HE2	1:A:692:LEU:CD2	2.47	0.45
2:B:127:GLY:O	2:B:129:VAL:N	2.51	0.45
1:A:626:ILE:O	1:A:680:GLU:HB3	2.17	0.45
1:A:937:VAL:HG12	1:A:937:VAL:O	2.16	0.45
2:D:175:CYS:SG	2:D:262:GLN:HB3	2.57	0.44
1:A:93:PHE:CE1	1:A:284:PHE:CD2	3.05	0.44
2:B:289:ASP:CB	2:B:292:GLN:HG3	2.42	0.44
1:C:1009:TRP:O	1:C:1009:TRP:CD2	2.70	0.44
1:C:211:LEU:N	1:C:211:LEU:HD12	2.32	0.44
1:A:36:ASP:HB2	1:A:39:LEU:CD1	2.47	0.44
1:C:651:ARG:HE	1:C:651:ARG:HA	1.82	0.44
1:C:651:ARG:NE	1:C:651:ARG:HA	2.33	0.44
1:C:937:VAL:O	1:C:937:VAL:HG12	2.16	0.44
1:A:488:ASN:OD1	1:A:489:PRO:HD2	2.18	0.44
1:C:866:LEU:O	1:C:869:ASN:N	2.50	0.44
2:B:51:ILE:O	2:B:52:GLY:C	2.55	0.44
1:C:559:PRO:HD2	1:C:562:PHE:CG	2.49	0.44
1:C:270:LEU:HB2	1:C:719:LYS:HD2	2.00	0.44
1:C:977:LYS:HE3	3:E:23:TYR:CZ	2.51	0.44
1:C:825:MET:HE2	1:C:825:MET:CA	2.45	0.44
3:E:36:LEU:HD23	3:E:36:LEU:HA	1.54	0.44
2:B:121:MET:HA	2:B:122:ILE:HA	1.43	0.44
1:A:149:LYS:HA	1:A:149:LYS:HD2	1.74	0.44
2:D:227:MET:HG2	2:D:263:PHE:CZ	2.53	0.44
2:D:178:ILE:HB	2:D:295:PHE:CZ	2.52	0.44
1:C:205:LYS:HE2	1:C:219:THR:OG1	2.16	0.44
1:C:95:MET:HE3	1:C:95:MET:HA	1.98	0.44
1:A:165:ILE:CD1	1:A:170:LYS:HB3	2.44	0.44
1:A:548:PHE:HE1	1:A:582:ILE:HG12	1.82	0.44
1:A:854:GLN:HG2	1:A:922:VAL:CB	2.45	0.44
1:A:301:ILE:HG13	1:A:302:LEU:N	2.32	0.44
1:C:622:LYS:HA	1:C:627:ILE:O	2.18	0.44
2:B:172:GLY:O	2:B:173:LYS:CE	2.65	0.44
1:A:770:ALA:HB2	1:A:842:LEU:HD11	1.98	0.44
1:A:211:LEU:CD2	1:A:237:PHE:CG	2.98	0.44
1:C:484:SER:O	1:C:498:LEU:HD12	2.17	0.44
1:C:321:ILE:HG13	1:C:322:VAL:H	1.82	0.44
1:A:315:ILE:HD12	1:A:318:ILE:HG21	2.00	0.44
1:A:508:LEU:HD11	1:A:528:LYS:HG3	2.00	0.44
2:B:214:THR:O	2:B:274:ILE:HA	2.18	0.44
1:A:413:ALA:HB1	1:A:550:HIS:CE1	2.53	0.44

Continued on next page...

Continued from previous page...

Atom-1	Atom-2	Distance(Å)	Clash(Å)
2:D:274:ILE:HD13	2:D:297:VAL:O	2.18	0.44
1:A:52:LEU:HG	1:A:199:ILE:CD1	2.35	0.44
1:C:525:GLU:HA	1:C:528:LYS:HB3	2.00	0.44
1:A:917:VAL:O	1:A:921:VAL:HG23	2.17	0.44
1:A:317:LEU:C	1:A:317:LEU:HD23	2.38	0.44
1:A:720:LYS:O	1:A:720:LYS:HG3	2.18	0.44
1:C:150:ILE:HA	1:C:150:ILE:HD13	1.83	0.44
2:D:184:LEU:HA	2:D:184:LEU:HD22	1.58	0.44
2:D:91:ARG:HA	2:D:302:LYS:O	2.18	0.44
1:C:54:ARG:HD3	1:C:168:GLY:CA	2.47	0.44
2:B:56:VAL:CG2	2:B:57:MET:N	2.80	0.44
1:C:369:PHD:OD2	1:C:370:LYS:N	2.51	0.44
1:C:495:ARG:CD	1:C:553:LEU:O	2.66	0.44
1:C:654:LYS:HA	1:C:654:LYS:CE	2.41	0.44
1:C:267:ALA:HB1	1:C:715:SER:HB3	1.99	0.44
2:B:208:VAL:HG13	2:B:237:GLY:HA3	1.99	0.44
1:A:624:VAL:CG2	1:A:626:ILE:HG13	2.48	0.44
2:B:117:GLN:NE2	2:B:150:ARG:HG2	2.32	0.44
2:B:77:LEU:HA	2:B:77:LEU:HD12	1.76	0.44
1:A:381:VAL:HG21	1:A:452:CYS:SG	2.58	0.44
2:D:109:LEU:HD12	2:D:169:TYR:OH	2.18	0.44
1:A:127:VAL:O	1:A:130:SER:HB3	2.18	0.44
2:D:226:THR:O	2:D:226:THR:HG23	2.17	0.44
1:C:117:GLU:HB2	1:C:118:PRO:CD	2.40	0.44
1:C:589:ARG:HG3	1:C:592:VAL:CG2	2.47	0.44
1:C:259:VAL:HG12	1:C:260:MET:N	2.31	0.44
1:A:370:LYS:NZ	1:A:620:ILE:HG13	2.33	0.44
2:B:238:PHE:HD1	2:B:257:PRO:HB2	1.83	0.44
1:A:413:ALA:O	1:A:417:ILE:HG13	2.17	0.44
1:C:174:ASN:ND2	1:C:176:GLU:HB2	2.33	0.44
1:A:144:GLU:O	1:A:144:GLU:CG	2.66	0.44
1:C:499:VAL:HG23	1:C:499:VAL:O	2.17	0.44
1:C:496:HIS:CE1	1:C:559:PRO:O	2.71	0.43
1:C:990:LEU:HD23	1:C:990:LEU:C	2.37	0.43
1:A:306:LEU:C	1:A:307:GLU:OE1	2.57	0.43
1:C:855:ALA:O	1:C:858:GLY:N	2.51	0.43
1:C:852:MET:O	1:C:856:LEU:HG	2.18	0.43
2:D:155:TRP:CE2	2:D:232:LEU:HD22	2.53	0.43
2:D:66:PRO:HG2	2:D:69:GLN:HG2	1.99	0.43
2:D:119:ASP:C	2:D:121:MET:N	2.71	0.43
1:C:707:VAL:HG12	1:C:718:SER:HB3	2.00	0.43
1:C:831:ASN:HD22	1:C:831:ASN:C	2.20	0.43

Continued on next page...

Continued from previous page...

Atom-1	Atom-2	Distance(Å)	Clash(Å)
2:D:208:VAL:N	2:D:240:LEU:HD13	2.33	0.43
1:C:589:ARG:CG	1:C:592:VAL:HG23	2.47	0.43
2:D:289:ASP:CB	2:D:292:GLN:HG3	2.41	0.43
1:A:898:GLN:HE22	2:B:256:GLN:HE22	1.65	0.43
1:C:957:LEU:C	1:C:957:LEU:HD23	2.39	0.43
1:C:150:ILE:CG2	1:C:150:ILE:O	2.66	0.43
1:C:879:LEU:N	1:C:879:LEU:HD23	2.33	0.43
2:D:205:ASN:O	2:D:206:PRO:C	2.56	0.43
1:C:234:ASN:C	1:C:235:ILE:HG12	2.38	0.43
2:D:202:MET:CG	2:D:203:LYS:N	2.80	0.43
2:B:205:ASN:O	2:B:206:PRO:C	2.55	0.43
1:A:960:PHE:O	1:A:964:CYS:HB2	2.18	0.43
1:A:781:THR:HA	1:A:784:LEU:HD12	2.00	0.43
2:B:291:PHE:HA	2:B:294:ARG:O	2.19	0.43
1:A:173:ILE:HD12	1:A:177:GLU:HB2	1.98	0.43
1:C:745:ASP:O	1:C:746:ASP:HB2	2.17	0.43
2:D:226:THR:HG21	2:D:265:ASN:N	2.19	0.43
2:D:182:ARG:HD2	2:D:245:TYR:CZ	2.53	0.43
2:B:73:ALA:HB3	2:B:74:PRO:CD	2.35	0.43
2:B:138:GLU:O	2:B:246:TYR:HE2	2.02	0.43
1:A:234:ASN:OD1	1:A:235:ILE:HG12	2.19	0.43
1:C:508:LEU:HD11	1:C:528:LYS:HG3	2.00	0.43
1:C:39:LEU:HB3	1:C:43:GLU:HB2	2.01	0.43
1:C:968:GLY:HA2	1:C:973:MET:O	2.18	0.43
1:A:150:ILE:HA	1:A:150:ILE:HD13	1.81	0.43
1:C:260:MET:CE	1:C:712:VAL:HG21	2.20	0.43
1:A:165:ILE:HD13	1:A:170:LYS:CB	2.46	0.43
1:A:751:ILE:N	1:A:751:ILE:HD13	2.34	0.43
1:A:747:ASN:HD22	1:A:747:ASN:C	2.22	0.43
1:A:747:ASN:ND2	1:A:749:ALA:CB	2.82	0.43
1:A:96:LEU:O	1:A:99:ILE:HG22	2.18	0.43
1:A:907:VAL:O	1:A:908:GLU:C	2.55	0.43
1:C:211:LEU:HD21	1:C:237:PHE:CB	2.49	0.43
1:C:397:GLU:O	1:C:436:LEU:HD12	2.18	0.43
1:C:386:SER:O	1:C:387:ASP:HB2	2.18	0.43
2:B:173:LYS:CD	2:B:264:THR:O	2.67	0.43
1:A:747:ASN:ND2	1:A:749:ALA:HB3	2.34	0.43
1:A:765:LEU:O	1:A:769:ILE:HG12	2.19	0.43
1:A:37:HIS:HB3	1:A:235:ILE:HD11	2.01	0.43
2:B:173:LYS:HG2	2:B:264:THR:C	2.36	0.43
1:C:92:GLY:C	1:C:285:ILE:CD1	2.87	0.43
1:A:587:PRO:HA	1:A:588:PRO:HD3	1.84	0.43

Continued on next page...

Continued from previous page...

Atom-1	Atom-2	Distance(Å)	Clash(Å)
1:A:781:THR:N	1:A:782:PRO:HD2	2.34	0.43
1:C:64:ILE:O	1:C:64:ILE:HG22	2.19	0.43
2:B:290:ARG:HG2	2:B:290:ARG:HH11	1.84	0.43
2:D:36:LEU:O	2:D:40:VAL:HG23	2.19	0.43
1:A:54:ARG:HD2	1:A:168:GLY:N	2.34	0.43
1:A:370:LYS:NZ	1:A:375:THR:HG21	2.33	0.43
1:A:329:LEU:HD21	1:A:769:ILE:HD12	2.01	0.43
1:C:317:LEU:C	1:C:317:LEU:HD23	2.39	0.43
2:B:63:GLU:HB3	2:B:249:LEU:HD13	2.01	0.43
2:D:80:ILE:HG22	2:D:108:PHE:CG	2.54	0.43
2:B:268:MET:O	2:B:269:ASP:OD1	2.37	0.43
1:A:860:PHE:O	1:A:864:VAL:HG23	2.19	0.43
2:D:72:VAL:O	2:D:73:ALA:C	2.56	0.43
2:B:258:LEU:O	2:B:259:MET:HG2	2.19	0.43
1:A:349:CYS:SG	1:A:741:MET:CE	3.07	0.43
1:C:30:LYS:HE2	1:C:692:LEU:CD2	2.49	0.43
1:C:747:ASN:ND2	1:C:747:ASN:C	2.71	0.43
1:A:104:CYS:SG	1:A:125:LEU:HD23	2.59	0.43
1:A:1008:GLY:H	1:A:1012:LYS:HG3	1.84	0.43
1:A:364:SER:OG	1:A:703:ALA:HB1	2.19	0.43
1:A:426:PHE:CZ	1:A:450:LEU:HD22	2.53	0.43
1:C:704:ILE:HA	1:C:722:ASP:OD2	2.18	0.43
2:D:159:CYS:SG	2:D:260:ALA:HB1	2.58	0.43
2:D:81:PRO:HG2	2:D:176:VAL:HG22	2.01	0.43
1:A:779:GLU:HG2	1:A:800:ILE:HG12	2.01	0.43
2:D:33:PHE:CE2	2:D:37:LEU:HD12	2.53	0.43
1:C:370:LYS:HG3	1:C:608:MET:CE	2.49	0.42
1:A:514:ILE:HD11	1:A:523:LEU:CD2	2.49	0.42
1:A:531:PHE:CD1	1:A:531:PHE:C	2.90	0.42
3:G:32:ILE:O	3:G:32:ILE:HG23	2.18	0.42
1:C:445:SER:O	1:C:449:LEU:HG	2.18	0.42
1:C:766:LYS:O	1:C:767:LYS:C	2.57	0.42
2:D:51:ILE:O	2:D:52:GLY:C	2.56	0.42
2:D:266:LEU:HD13	2:D:272:ILE:HD12	2.01	0.42
2:D:272:ILE:CG1	2:D:299:ILE:HG13	2.46	0.42
1:C:606:VAL:HG11	1:C:626:ILE:HG12	2.00	0.42
1:A:117:GLU:HB2	1:A:118:PRO:CD	2.41	0.42
1:C:243:VAL:CG1	1:C:443:ASP:CA	2.87	0.42
1:C:52:LEU:HG	1:C:199:ILE:CD1	2.33	0.42
1:A:762:PHE:O	1:A:763:ASP:C	2.53	0.42
1:A:374:LEU:HD11	1:A:626:ILE:HD11	2.01	0.42
1:A:57:THR:O	1:A:61:ALA:N	2.52	0.42

Continued on next page...

Continued from previous page...

Atom-1	Atom-2	Distance(Å)	Clash(Å)
1:C:955:THR:HG22	1:C:956:ALA:N	2.34	0.42
1:C:821:GLU:CD	1:C:933:ARG:H	2.23	0.42
1:C:795:LEU:HD11	1:C:799:THR:CG2	2.50	0.42
1:C:101:ALA:HB2	1:C:129:LEU:CB	2.45	0.42
1:A:802:CYS:HB3	1:A:916:PHE:CE2	2.55	0.42
1:A:320:ILE:HD13	1:A:784:LEU:HD21	2.00	0.42
1:A:902:GLU:HG3	2:B:288:LYS:HG3	2.01	0.42
1:A:985:PHE:N	1:A:986:PRO:CD	2.82	0.42
1:C:141:TYR:C	1:C:141:TYR:CD2	2.93	0.42
1:A:300:PHE:HD1	1:A:313:ALA:O	2.02	0.42
2:D:226:THR:HG23	2:D:264:THR:H	1.84	0.42
2:B:80:ILE:HD12	2:B:105:ILE:CG2	2.45	0.42
1:C:589:ARG:HB2	1:C:592:VAL:CB	2.45	0.42
1:A:777:ILE:HA	1:A:777:ILE:HD13	1.90	0.42
2:D:56:VAL:CG2	2:D:57:MET:N	2.82	0.42
1:A:254:THR:HG23	1:A:255:GLY:N	2.34	0.42
1:A:948:ILE:HG22	1:A:949:PHE:N	2.34	0.42
1:C:1009:TRP:O	1:C:1009:TRP:CG	2.72	0.42
1:C:765:LEU:HD23	1:C:765:LEU:HA	1.83	0.42
2:D:138:GLU:O	2:D:246:TYR:HE2	2.02	0.42
1:A:868:GLU:HA	2:B:67:THR:CG2	2.49	0.42
2:B:119:ASP:O	2:B:121:MET:N	2.52	0.42
1:A:39:LEU:HB2	1:A:44:LEU:HD12	2.01	0.42
1:C:205:LYS:HG2	1:C:217:PRO:HB2	2.01	0.42
1:A:96:LEU:HA	1:A:99:ILE:CG2	2.45	0.42
1:A:504:PRO:HG2	1:A:535:TYR:CD1	2.54	0.42
1:A:663:LEU:CD2	1:A:671:LEU:HD22	2.50	0.42
1:C:964:CYS:CB	1:C:967:MET:HG2	2.48	0.42
1:C:205:LYS:CG	1:C:217:PRO:HB2	2.49	0.42
1:A:777:ILE:N	1:A:778:PRO:HD2	2.35	0.42
1:A:762:PHE:O	1:A:765:LEU:N	2.48	0.42
1:A:306:LEU:C	1:A:307:GLU:CD	2.78	0.42
1:A:91:GLY:O	1:A:92:GLY:C	2.57	0.42
2:B:207:TYR:C	2:B:240:LEU:HD13	2.40	0.42
1:C:747:ASN:ND2	1:C:749:ALA:H	2.18	0.42
1:A:910:THR:O	1:A:914:PRO:CD	2.66	0.42
1:A:910:THR:OG1	1:A:974:TYR:HB2	2.19	0.42
1:C:104:CYS:HB3	1:C:321:ILE:HD11	2.00	0.42
1:C:503:ALA:HA	1:C:504:PRO:HD3	1.91	0.42
1:A:135:ILE:O	1:A:138:CYS:N	2.52	0.42
1:A:626:ILE:O	1:A:626:ILE:HG22	2.20	0.42
1:A:775:SER:HB3	1:A:923:GLN:NE2	2.34	0.42

Continued on next page...

Continued from previous page...

Atom-1	Atom-2	Distance(Å)	Clash(Å)
2:B:61:ILE:HG22	2:B:67:THR:HG22	2.02	0.42
1:A:60:ARG:O	1:A:64:ILE:HG13	2.20	0.42
1:A:206:VAL:HG23	1:A:242:CYS:CA	2.33	0.42
1:C:913:THR:N	1:C:914:PRO:HD2	2.35	0.42
2:D:202:MET:HE3	2:D:203:LYS:H	1.84	0.42
1:A:876:LEU:HD23	1:A:879:LEU:HD12	2.00	0.42
1:A:312:GLU:C	1:A:314:VAL:N	2.73	0.42
2:D:250:LEU:HA	2:D:250:LEU:HD23	1.89	0.42
1:C:112:ALA:C	1:C:114:THR:N	2.72	0.42
1:A:707:VAL:HB	1:A:718:SER:HA	2.02	0.42
1:A:342:LYS:O	1:A:346:ARG:HG3	2.19	0.42
2:D:27:ARG:HA	2:D:27:ARG:HD2	1.70	0.42
1:C:495:ARG:HG2	1:C:496:HIS:N	2.34	0.42
2:B:239:PRO:HB2	2:B:241:GLN:CG	2.43	0.42
1:C:818:GLU:OE1	1:C:931:LYS:HG3	2.20	0.42
1:C:548:PHE:CZ	1:C:582:ILE:CD1	3.03	0.42
1:C:385:TRP:CZ3	1:C:531:PHE:HB2	2.54	0.42
1:A:837:LEU:O	1:A:837:LEU:HD12	2.19	0.42
1:A:683:PHE:HB3	1:A:686:THR:HG21	2.02	0.42
1:A:764:ASN:HD21	1:A:818:GLU:HB2	1.85	0.42
1:C:427:GLN:OE1	1:C:441:ALA:HB2	2.19	0.42
1:A:187:LYS:HG2	1:A:190:ASP:OD1	2.19	0.42
1:C:996:GLU:OE1	1:C:996:GLU:HA	2.18	0.42
2:B:173:LYS:CG	2:B:264:THR:O	2.68	0.42
1:A:54:ARG:HD3	1:A:168:GLY:CA	2.50	0.42
1:C:912:HIS:C	1:C:914:PRO:HD2	2.39	0.42
1:A:886:ARG:HE	1:A:886:ARG:HB2	1.62	0.42
1:A:550:HIS:C	1:A:550:HIS:HD2	2.24	0.42
1:C:336:CYS:SG	1:C:816:ALA:HB2	2.60	0.42
1:A:981:TRP:N	1:A:981:TRP:CD1	2.88	0.42
2:B:173:LYS:HG2	2:B:264:THR:O	2.19	0.42
1:C:606:VAL:CG1	1:C:626:ILE:HG12	2.50	0.42
1:A:51:ASP:CB	1:A:54:ARG:HB2	2.49	0.42
2:B:204:TYR:O	2:B:204:TYR:CD2	2.73	0.42
1:C:548:PHE:HE1	1:C:582:ILE:HG12	1.84	0.42
1:C:964:CYS:HB3	1:C:967:MET:HB2	2.02	0.42
1:C:78:THR:C	1:C:80:PRO:HD3	2.40	0.42
2:B:226:THR:HG22	2:B:265:ASN:O	2.19	0.41
1:C:206:VAL:HA	1:C:243:VAL:H	1.84	0.41
1:A:370:LYS:HG3	1:A:608:MET:CE	2.50	0.41
1:C:781:THR:N	1:C:782:PRO:CD	2.82	0.41
1:A:104:CYS:SG	1:A:125:LEU:HD22	2.60	0.41

Continued on next page...

Continued from previous page...

Atom-1	Atom-2	Distance(Å)	Clash(Å)
1:C:60:ARG:O	1:C:64:ILE:HG13	2.20	0.41
1:A:951:LEU:HA	1:A:951:LEU:HD23	1.68	0.41
2:B:263:PHE:HD1	2:B:263:PHE:N	2.18	0.41
2:D:132:GLU:HB3	2:D:207:TYR:CE1	2.55	0.41
1:C:953:GLU:OE2	3:E:38:PHE:HA	2.20	0.41
1:A:329:LEU:HD11	1:A:769:ILE:CD1	2.43	0.41
2:B:132:GLU:HB3	2:B:207:TYR:CE1	2.55	0.41
1:C:978:PRO:C	1:C:980:TRP:H	2.24	0.41
1:C:563:GLN:O	1:C:570:ASN:ND2	2.53	0.41
1:A:211:LEU:HD12	1:A:211:LEU:N	2.35	0.41
1:A:970:ALA:O	1:A:971:LEU:HD23	2.20	0.41
1:A:781:THR:N	1:A:782:PRO:CD	2.83	0.41
1:C:777:ILE:HD13	1:C:777:ILE:HA	1.80	0.41
1:C:687:SER:OG	1:C:690:GLN:HG3	2.20	0.41
1:A:447:SER:O	1:A:451:LYS:HG3	2.19	0.41
1:A:292:ALA:HA	1:A:324:ASN:ND2	2.35	0.41
2:D:77:LEU:HD13	2:D:180:LEU:HD12	2.02	0.41
1:C:893:ASP:OD2	1:C:895:TYR:N	2.52	0.41
2:D:90:PHE:CZ	2:D:174:PRO:HG2	2.53	0.41
2:B:53:THR:O	2:B:56:VAL:HG22	2.20	0.41
1:C:886:ARG:HB2	1:C:886:ARG:HE	1.73	0.41
1:A:559:PRO:HD2	1:A:562:PHE:CB	2.45	0.41
1:A:737:GLN:C	1:A:739:ALA:H	2.24	0.41
1:A:162:ALA:HB1	1:A:193:PRO:HG2	2.02	0.41
1:A:352:LYS:HG2	1:A:352:LYS:H	1.70	0.41
1:A:64:ILE:O	1:A:64:ILE:HG22	2.20	0.41
1:A:76:PRO:O	1:A:78:THR:N	2.46	0.41
1:A:819:GLN:NE2	1:A:943:LYS:HB3	2.34	0.41
2:B:27:ARG:HA	2:B:27:ARG:HD2	1.72	0.41
2:D:77:LEU:CD1	2:D:180:LEU:HD12	2.49	0.41
1:C:219:THR:O	1:C:233:ARG:HD2	2.20	0.41
1:A:369:PHD:OD2	1:A:370:LYS:N	2.53	0.41
1:A:238:PHE:O	1:A:239:SER:CB	2.69	0.41
1:C:371:THR:C	1:C:373:THR:N	2.74	0.41
2:D:46:LEU:HD23	2:D:46:LEU:HA	1.84	0.41
1:C:508:LEU:HD22	1:C:508:LEU:HA	1.89	0.41
2:B:39:TYR:O	2:B:40:VAL:C	2.58	0.41
1:C:206:VAL:O	1:C:217:PRO:HA	2.20	0.41
1:C:416:ARG:HG2	1:C:420:LEU:HD22	2.02	0.41
1:A:216:GLU:HB3	1:A:379:MET:CE	2.50	0.41
1:A:893:ASP:OD2	1:A:897:GLN:N	2.53	0.41
1:C:267:ALA:O	1:C:719:LYS:HE2	2.21	0.41

Continued on next page...

Continued from previous page...

Atom-1	Atom-2	Distance(Å)	Clash(Å)
1:C:643:ILE:HB	1:C:644:PRO:HD2	2.02	0.41
1:A:508:LEU:HD22	1:A:508:LEU:HA	1.91	0.41
1:A:141:TYR:CD2	1:A:141:TYR:O	2.74	0.41
2:D:78:THR:C	2:D:295:PHE:CE2	2.85	0.41
1:A:785:ILE:C	1:A:787:ILE:N	2.71	0.41
1:A:861:THR:CG2	1:A:862:TYR:N	2.83	0.41
2:D:202:MET:CG	2:D:203:LYS:H	2.28	0.41
1:C:192:ILE:CG1	1:C:240:THR:OG1	2.68	0.41
1:C:514:ILE:HD11	1:C:523:LEU:HG	2.02	0.41
1:A:309:THR:HG22	1:A:312:GLU:OE1	2.20	0.41
1:A:162:ALA:O	1:A:172:SER:HA	2.19	0.41
2:B:119:ASP:C	2:B:121:MET:H	2.24	0.41
1:A:426:PHE:CE1	1:A:450:LEU:HD22	2.56	0.41
2:D:76:GLY:HA2	2:D:293:GLY:H	1.86	0.41
2:B:226:THR:HG23	2:B:226:THR:O	2.21	0.41
1:C:232:THR:CG2	1:C:235:ILE:HB	2.50	0.41
1:C:91:GLY:O	1:C:92:GLY:C	2.59	0.41
1:A:54:ARG:HA	1:A:54:ARG:HD3	1.87	0.41
1:C:771:TYR:CZ	1:C:811:PRO:HB2	2.56	0.41
1:A:1009:TRP:O	1:A:1013:GLU:HB2	2.20	0.41
2:D:239:PRO:HG2	2:D:242:TYR:CE1	2.53	0.41
1:A:960:PHE:C	1:A:962:SER:N	2.73	0.41
1:A:276:PRO:HG3	1:A:359:THR:HA	2.02	0.41
1:A:618:LYS:NZ	1:A:636:ASP:OD1	2.54	0.41
1:C:531:PHE:C	1:C:531:PHE:CD1	2.92	0.41
1:A:825:MET:HA	1:A:825:MET:CE	2.51	0.41
1:A:87:ARG:HA	1:A:87:ARG:HD2	1.88	0.41
1:A:918:THR:CG2	1:A:919:ILE:N	2.84	0.41
1:C:369:PHD:OD2	1:C:371:THR:O	2.39	0.41
1:A:964:CYS:CB	1:A:967:MET:HG2	2.50	0.41
1:C:514:ILE:HG12	1:C:578:PHE:HB3	2.01	0.41
1:C:45:HIS:CD2	1:C:50:THR:O	2.71	0.41
1:C:297:VAL:HA	1:C:300:PHE:HB3	2.01	0.41
2:D:130:PRO:HB3	2:D:208:VAL:HG23	2.03	0.41
1:C:374:LEU:CD1	1:C:626:ILE:HD11	2.50	0.41
2:D:117:GLN:HB3	2:D:123:PHE:CE2	2.55	0.41
1:A:803:ILE:HD12	1:A:919:ILE:HG21	2.02	0.41
1:C:164:VAL:O	1:C:170:LYS:HA	2.20	0.41
1:A:864:VAL:O	1:A:865:ILE:C	2.58	0.41
1:C:910:THR:OG1	1:C:974:TYR:HB2	2.21	0.41
1:A:559:PRO:HD2	1:A:562:PHE:CG	2.54	0.41
1:A:934:ARG:HB2	1:A:1015:TYR:CE1	2.56	0.41

Continued on next page...

Continued from previous page...

Atom-1	Atom-2	Distance(Å)	Clash(Å)
2:B:178:ILE:CG1	2:B:259:MET:HB2	2.51	0.41
1:C:719:LYS:CB	1:C:738:ALA:HB1	2.43	0.41
1:A:853:ILE:HG13	2:B:46:LEU:HD11	2.02	0.41
1:C:764:ASN:ND2	1:C:818:GLU:HB2	2.36	0.41
3:E:32:ILE:O	3:E:32:ILE:CG2	2.65	0.41
1:A:312:GLU:O	1:A:314:VAL:N	2.54	0.41
1:A:525:GLU:HA	1:A:528:LYS:HB3	2.03	0.41
2:D:183:VAL:CG1	2:D:186:PHE:HB2	2.51	0.41
1:C:76:PRO:O	1:C:78:THR:N	2.46	0.41
1:C:254:THR:O	1:C:257:ARG:HB2	2.21	0.41
1:C:110:ILE:HA	1:C:110:ILE:HD13	1.87	0.41
1:A:865:ILE:CD1	1:A:980:TRP:CD2	3.03	0.41
1:A:164:VAL:O	1:A:170:LYS:HA	2.21	0.41
1:C:785:ILE:HG13	1:C:786:PHE:N	2.35	0.41
2:B:117:GLN:NE2	2:B:150:ARG:HB3	2.36	0.41
1:C:868:GLU:HA	2:D:67:THR:HG23	2.02	0.41
1:C:831:ASN:ND2	1:C:833:LYS:H	2.18	0.41
1:A:507:ILE:HG23	1:A:549:CYS:SG	2.60	0.41
2:D:117:GLN:HE22	2:D:150:ARG:CA	2.34	0.40
1:C:473:ILE:HD12	1:C:483:LEU:HD21	2.03	0.40
1:C:211:LEU:CD2	1:C:237:PHE:CG	3.04	0.40
2:B:293:GLY:O	2:B:294:ARG:HB3	2.21	0.40
1:C:707:VAL:CG1	1:C:718:SER:HB3	2.50	0.40
1:C:831:ASN:C	1:C:831:ASN:ND2	2.74	0.40
1:C:364:SER:OG	1:C:703:ALA:HB1	2.21	0.40
1:A:339:LEU:HD23	1:A:339:LEU:HA	1.91	0.40
1:C:339:LEU:HD23	1:C:339:LEU:HA	1.82	0.40
2:D:77:LEU:HD12	2:D:179:LYS:O	2.21	0.40
1:C:225:THR:HG22	1:C:233:ARG:H	1.87	0.40
2:D:59:LEU:O	2:D:59:LEU:CG	2.69	0.40
2:D:93:ASN:ND2	2:D:303:SER:HG	2.14	0.40
1:A:978:PRO:C	1:A:980:TRP:H	2.24	0.40
1:C:490:ASN:O	1:C:494:PRO:CB	2.67	0.40
1:A:1009:TRP:CD2	1:A:1009:TRP:O	2.74	0.40
1:C:785:ILE:C	1:C:787:ILE:N	2.74	0.40
2:B:75:PRO:HG2	2:B:186:PHE:CE2	2.56	0.40
1:C:64:ILE:C	1:C:179:VAL:HG11	2.41	0.40
1:A:367:CYS:HA	1:A:607:ILE:O	2.21	0.40
1:C:624:VAL:CG2	1:C:626:ILE:HG13	2.50	0.40
1:A:977:LYS:HD3	2:B:68:TYR:CZ	2.57	0.40
1:C:467:TYR:N	1:C:467:TYR:CD1	2.89	0.40
1:A:886:ARG:O	1:A:886:ARG:CG	2.69	0.40

Continued on next page...

Continued from previous page...

Atom-1	Atom-2	Distance(Å)	Clash(Å)
1:C:719:LYS:HG3	1:C:738:ALA:HB1	2.02	0.40
2:B:204:TYR:O	2:B:205:ASN:C	2.60	0.40
1:A:847:TYR:O	1:A:852:MET:HE1	2.21	0.40
1:A:873:PRO:HA	1:A:876:LEU:HD12	2.04	0.40
1:C:919:ILE:HD13	1:C:919:ILE:HA	1.88	0.40
1:A:36:ASP:HB2	1:A:39:LEU:HD12	2.04	0.40
1:A:73:LEU:HD23	1:A:256:ASP:OD2	2.22	0.40
2:B:263:PHE:CG	2:B:266:LEU:HD11	2.56	0.40
2:D:238:PHE:HD1	2:D:257:PRO:HB2	1.86	0.40
1:C:222:PRO:HA	1:C:234:ASN:HB2	2.02	0.40
1:A:861:THR:O	1:A:865:ILE:HG12	2.21	0.40
1:C:853:ILE:CG1	2:D:46:LEU:HD11	2.51	0.40
1:A:503:ALA:HA	1:A:504:PRO:HD3	1.89	0.40
1:C:304:LEU:O	1:C:306:LEU:N	2.53	0.40
1:C:280:GLU:HB3	1:C:837:LEU:HB3	2.03	0.40
1:C:500:MET:HG2	1:C:549:CYS:SG	2.62	0.40
2:D:272:ILE:HG12	2:D:272:ILE:H	1.69	0.40
1:C:796:GLY:HA3	1:C:912:HIS:CE1	2.57	0.40
1:C:213:GLY:HA3	1:C:369:PHD:OP1	2.22	0.40
2:B:184:LEU:HD23	2:B:184:LEU:N	2.35	0.40
1:A:766:LYS:O	1:A:767:LYS:C	2.60	0.40
1:C:970:ALA:O	1:C:971:LEU:HD23	2.22	0.40
1:A:606:VAL:HG11	1:A:626:ILE:HG12	2.03	0.40
2:B:272:ILE:HG12	2:B:299:ILE:O	2.21	0.40
1:A:36:ASP:C	1:A:38:LYS:N	2.74	0.40
1:C:264:ALA:HA	1:C:734:VAL:HG11	2.03	0.40

All (1) symmetry-related close contacts are listed below. The label for Atom-2 includes the symmetry operator and encoded unit-cell translations to be applied.

Atom-1	Atom-2	Distance(Å)	Clash(Å)
1:C:569:VAL:N	2:D:235:TYR:OH[1.556]	2.00	0.20

5.3 Torsion angles

5.3.1 Protein backbone ⓘ

In the following table, the Percentiles column shows the percent Ramachandran outliers of the chain as a percentile score with respect to all X-ray entries followed by that with respect to entries of similar resolution. The Analysed column shows the number of residues for which the backbone conformation was analysed, and the total number of residues.

Mol	Chain	Analysed	Favoured	Allowed	Outliers	Percentiles	
1	A	989/992 (100%)	824 (83%)	156 (16%)	9 (1%)	25	81
1	C	989/992 (100%)	817 (83%)	163 (16%)	9 (1%)	25	81
2	B	258/277 (93%)	200 (78%)	52 (20%)	6 (2%)	10	64
2	D	258/277 (93%)	205 (80%)	48 (19%)	5 (2%)	12	68
3	E	29/31 (94%)	24 (83%)	4 (14%)	1 (3%)	6	56
3	G	29/31 (94%)	25 (86%)	3 (10%)	1 (3%)	6	56
All	All	2552/2600 (98%)	2095 (82%)	426 (17%)	31 (1%)	19	77

All (31) Ramachandran outliers are listed below:

Mol	Chain	Res	Type
1	A	864	VAL
2	B	206	PRO
2	D	206	PRO
2	B	128	ASN
1	C	864	VAL
1	A	144	GLU
1	A	155	LYS
2	B	125	ASP
1	C	155	LYS
1	C	812	ALA
2	D	125	ASP
2	D	223	LYS
3	E	31	LEU
1	A	685	ARG
1	A	812	ALA
1	A	961	LEU
1	A	515	LEU
2	B	223	LYS
3	G	31	LEU
1	C	948	ILE
2	D	261	VAL
1	A	881	VAL
2	B	174	PRO
1	C	117	GLU
1	C	881	VAL
1	A	117	GLU
1	C	644	PRO
2	B	130	PRO
1	C	118	PRO
1	C	77	PRO

Continued on next page...

Continued from previous page...

Mol	Chain	Res	Type
2	D	130	PRO

5.3.2 Protein sidechains ⓘ

In the following table, the Percentiles column shows the percent sidechain outliers of the chain as a percentile score with respect to all X-ray entries followed by that with respect to entries of similar resolution. The Analysed column shows the number of residues for which the sidechain conformation was analysed, and the total number of residues.

Mol	Chain	Analysed	Rotameric	Outliers	Percentiles	
1	A	842/842 (100%)	760 (90%)	82 (10%)	12	53
1	C	842/842 (100%)	761 (90%)	81 (10%)	12	54
2	B	236/248 (95%)	203 (86%)	33 (14%)	5	34
2	D	236/248 (95%)	205 (87%)	31 (13%)	6	37
3	E	25/25 (100%)	23 (92%)	2 (8%)	17	63
3	G	25/25 (100%)	23 (92%)	2 (8%)	17	63
All	All	2206/2230 (99%)	1975 (90%)	231 (10%)	10	49

All (231) residues with a non-rotameric sidechain are listed below:

Mol	Chain	Res	Type
1	A	27	GLU
1	A	34	MET
1	A	42	ASP
1	A	44	LEU
1	A	45	HIS
1	A	54	ARG
1	A	56	LEU
1	A	60	ARG
1	A	74	THR
1	A	82	TRP
1	A	90	PHE
1	A	104	CYS
1	A	114	THR
1	A	115	GLU
1	A	116	GLU
1	A	119	GLN
1	A	120	ASN
1	A	135	ILE

Continued on next page...

Continued from previous page...

Mol	Chain	Res	Type
1	A	142	TYR
1	A	154	PHE
1	A	157	MET
1	A	161	GLN
1	A	179	VAL
1	A	197	ARG
1	A	214	GLU
1	A	224	PHE
1	A	238	PHE
1	A	244	GLU
1	A	250	ILE
1	A	252	VAL
1	A	254	THR
1	A	257	ARG
1	A	260	MET
1	A	277	ILE
1	A	284	PHE
1	A	298	SER
1	A	300	PHE
1	A	302	LEU
1	A	304	LEU
1	A	311	LEU
1	A	315	ILE
1	A	318	ILE
1	A	330	LEU
1	A	351	VAL
1	A	360	LEU
1	A	379	MET
1	A	404	PHE
1	A	406	LYS
1	A	420	LEU
1	A	450	LEU
1	A	467	TYR
1	A	478	THR
1	A	506	ARG
1	A	523	LEU
1	A	531	PHE
1	A	544	ARG
1	A	550	HIS
1	A	552	PHE
1	A	571	PHE
1	A	592	VAL

Continued on next page...

Continued from previous page...

Mol	Chain	Res	Type
1	A	645	VAL
1	A	671	LEU
1	A	689	GLN
1	A	719	LYS
1	A	747	ASN
1	A	755	VAL
1	A	815	LEU
1	A	831	ASN
1	A	881	VAL
1	A	910	THR
1	A	911	CYS
1	A	917	VAL
1	A	931	LYS
1	A	933	ARG
1	A	936	SER
1	A	949	PHE
1	A	955	THR
1	A	980	TRP
1	A	982	PHE
1	A	1009	TRP
1	A	1014	THR
1	A	1016	TYR
2	B	54	ILE
2	B	56	VAL
2	B	67	THR
2	B	72	VAL
2	B	79	GLN
2	B	84	GLN
2	B	117	GLN
2	B	129	VAL
2	B	133	LEU
2	B	159	CYS
2	B	173	LYS
2	B	175	CYS
2	B	177	ILE
2	B	178	ILE
2	B	184	LEU
2	B	192	LYS
2	B	196	LEU
2	B	199	TYR
2	B	201	VAL
2	B	203	LYS

Continued on next page...

Continued from previous page...

Mol	Chain	Res	Type
2	B	205	ASN
2	B	208	VAL
2	B	226	THR
2	B	262	GLN
2	B	263	PHE
2	B	267	THR
2	B	268	MET
2	B	272	ILE
2	B	274	ILE
2	B	285	TYR
2	B	295	PHE
2	B	299	ILE
2	B	301	VAL
3	G	20	TYR
3	G	32	ILE
1	C	27	GLU
1	C	34	MET
1	C	42	ASP
1	C	44	LEU
1	C	45	HIS
1	C	54	ARG
1	C	56	LEU
1	C	60	ARG
1	C	74	THR
1	C	82	TRP
1	C	86	CYS
1	C	90	PHE
1	C	116	GLU
1	C	119	GLN
1	C	120	ASN
1	C	122	ASN
1	C	135	ILE
1	C	136	THR
1	C	142	TYR
1	C	154	PHE
1	C	157	MET
1	C	161	GLN
1	C	179	VAL
1	C	197	ARG
1	C	214	GLU
1	C	224	PHE
1	C	238	PHE

Continued on next page...

Continued from previous page...

Mol	Chain	Res	Type
1	C	242	CYS
1	C	250	ILE
1	C	252	VAL
1	C	254	THR
1	C	257	ARG
1	C	260	MET
1	C	277	ILE
1	C	284	PHE
1	C	298	SER
1	C	300	PHE
1	C	302	LEU
1	C	310	TRP
1	C	318	ILE
1	C	330	LEU
1	C	351	VAL
1	C	360	LEU
1	C	377	ASN
1	C	379	MET
1	C	404	PHE
1	C	406	LYS
1	C	420	LEU
1	C	450	LEU
1	C	467	TYR
1	C	478	THR
1	C	506	ARG
1	C	523	LEU
1	C	531	PHE
1	C	550	HIS
1	C	552	PHE
1	C	585	ILE
1	C	592	VAL
1	C	645	VAL
1	C	671	LEU
1	C	689	GLN
1	C	719	LYS
1	C	723	ILE
1	C	815	LEU
1	C	831	ASN
1	C	880	ARG
1	C	881	VAL
1	C	898	GLN
1	C	910	THR

Continued on next page...

Continued from previous page...

Mol	Chain	Res	Type
1	C	917	VAL
1	C	931	LYS
1	C	933	ARG
1	C	936	SER
1	C	949	PHE
1	C	955	THR
1	C	962	SER
1	C	980	TRP
1	C	982	PHE
1	C	1009	TRP
1	C	1014	THR
1	C	1016	TYR
2	D	56	VAL
2	D	67	THR
2	D	72	VAL
2	D	79	GLN
2	D	84	GLN
2	D	117	GLN
2	D	129	VAL
2	D	133	LEU
2	D	150	ARG
2	D	173	LYS
2	D	175	CYS
2	D	177	ILE
2	D	178	ILE
2	D	184	LEU
2	D	192	LYS
2	D	196	LEU
2	D	199	TYR
2	D	201	VAL
2	D	203	LYS
2	D	205	ASN
2	D	208	VAL
2	D	262	GLN
2	D	263	PHE
2	D	267	THR
2	D	268	MET
2	D	272	ILE
2	D	274	ILE
2	D	285	TYR
2	D	295	PHE
2	D	299	ILE

Continued on next page...

Continued from previous page...

Mol	Chain	Res	Type
2	D	301	VAL
3	E	20	TYR
3	E	32	ILE

Some sidechains can be flipped to improve hydrogen bonding and reduce clashes. All (48) such sidechains are listed below:

Mol	Chain	Res	Type
1	A	37	HIS
1	A	71	ASN
1	A	122	ASN
1	A	143	GLN
1	A	161	GLN
1	A	496	HIS
1	A	550	HIS
1	A	570	ASN
1	A	649	ASN
1	A	690	GLN
1	A	747	ASN
1	A	831	ASN
1	A	839	ASN
1	A	897	GLN
1	A	898	GLN
1	A	912	HIS
2	B	69	GLN
2	B	117	GLN
2	B	158	ASN
2	B	241	GLN
2	B	262	GLN
1	C	37	HIS
1	C	45	HIS
1	C	71	ASN
1	C	122	ASN
1	C	143	GLN
1	C	161	GLN
1	C	324	ASN
1	C	391	HIS
1	C	496	HIS
1	C	550	HIS
1	C	570	ASN
1	C	631	ASN
1	C	649	ASN
1	C	690	GLN

Continued on next page...

Continued from previous page...

Mol	Chain	Res	Type
1	C	747	ASN
1	C	831	ASN
1	C	839	ASN
1	C	889	ASN
1	C	897	GLN
1	C	898	GLN
1	C	912	HIS
2	D	69	GLN
2	D	93	ASN
2	D	117	GLN
2	D	158	ASN
2	D	212	HIS
2	D	262	GLN

5.3.3 RNA ⓘ

There are no RNA chains in this entry.

5.4 Non-standard residues in protein, DNA, RNA chains ⓘ

2 non-standard protein/DNA/RNA residues are modelled in this entry.

In the following table, the Counts columns list the number of bonds (or angles) for which Mogul statistics could be retrieved, the number of bonds (or angles) that are observed in the model and the number of bonds (or angles) that are defined in the chemical component dictionary. The Link column lists molecule types, if any, to which the group is linked. The Z score for a bond length (or angle) is the number of standard deviations the observed value is removed from the expected value. A bond length (or angle) with $|Z| > 2$ is considered an outlier worth inspection. RMSZ is the root-mean-square of all Z scores of the bond lengths (or angles).

Mol	Type	Chain	Res	Link	Bond lengths			Bond angles		
					Counts	RMSZ	$\# Z > 2$	Counts	RMSZ	$\# Z > 2$
1	PHD	A	369	1,4	11,11,12	5.08	2 (18%)	12,15,17	3.62	3 (25%)
1	PHD	C	369	1,4	11,11,12	5.26	2 (18%)	12,15,17	3.73	4 (33%)

In the following table, the Chirals column lists the number of chiral outliers, the number of chiral centers analysed, the number of these observed in the model and the number defined in the chemical component dictionary. Similar counts are reported in the Torsion and Rings columns. '-' means no outliers of that kind were identified.

Mol	Type	Chain	Res	Link	Chirals	Torsions	Rings
1	PHD	A	369	1,4	-	0/7/11/13	0/0/0/0

Continued on next page...

Continued from previous page...

Mol	Type	Chain	Res	Link	Chirals	Torsions	Rings
1	PHD	C	369	1,4	-	0/7/11/13	0/0/0/0

All (4) bond length outliers are listed below:

Mol	Chain	Res	Type	Atoms	Z	Observed(Å)	Ideal(Å)
1	C	369	PHD	O-C	16.21	1.22	1.11
1	A	369	PHD	O-C	15.58	1.22	1.11
1	C	369	PHD	OD2-CG	5.25	1.38	1.22
1	A	369	PHD	OD2-CG	5.12	1.37	1.22

All (7) bond angle outliers are listed below:

Mol	Chain	Res	Type	Atoms	Z	Observed(°)	Ideal(°)
1	C	369	PHD	OD1-CG-OD2	-10.22	114.23	122.07
1	A	369	PHD	OD1-CG-OD2	-8.96	115.20	122.07
1	A	369	PHD	C-CA-N	-6.30	107.54	113.83
1	A	369	PHD	OD2-CG-CB	-5.46	112.27	124.75
1	C	369	PHD	C-CA-N	-5.46	108.38	113.83
1	C	369	PHD	OD2-CG-CB	-5.04	113.24	124.75
1	C	369	PHD	OP2-P-OD1	2.05	112.88	105.42

There are no chirality outliers.

There are no torsion outliers.

There are no ring outliers.

5.5 Carbohydrates

There are no carbohydrates in this entry.

5.6 Ligand geometry

Of 2 ligands modelled in this entry, 2 are monoatomic - leaving 0 for Mogul analysis.

There are no bond length outliers.

There are no bond angle outliers.

There are no chirality outliers.

There are no torsion outliers.

There are no ring outliers.

5.7 Other polymers ⓘ

There are no such residues in this entry.

5.8 Polymer linkage issues

There are no chain breaks in this entry.

6 Fit of model and data ⓘ

6.1 Protein, DNA and RNA chains ⓘ

In the following table, the column labelled ‘#RSRZ> 2’ contains the number (and percentage) of RSRZ outliers, followed by percent RSRZ outliers for the chain as percentile scores relative to all X-ray entries and entries of similar resolution. The OWAB column contains the minimum, median, 95th percentile and maximum values of the occupancy-weighted average B-factor per residue. The column labelled ‘Q< 0.9’ lists the number of (and percentage) of residues with an average occupancy less than 0.9.

Mol	Chain	Analysed	<RSRZ>	#RSRZ>2	OWAB(Å ²)	Q<0.9
1	A	992/992 (100%)	0.59	92 (9%) 9 12	32, 118, 199, 281	0
1	C	992/992 (100%)	0.53	69 (6%) 16 17	17, 114, 204, 290	0
2	B	264/277 (95%)	0.45	17 (6%) 19 19	40, 112, 198, 251	0
2	D	264/277 (95%)	0.63	22 (8%) 11 14	28, 110, 192, 243	0
3	E	31/31 (100%)	1.01	6 (19%) 2 3	34, 110, 187, 230	0
3	G	31/31 (100%)	0.74	2 (6%) 18 19	70, 110, 175, 187	0
All	All	2574/2600 (99%)	0.56	208 (8%) 12 14	17, 114, 199, 290	0

All (208) RSRZ outliers are listed below:

Mol	Chain	Res	Type	RSRZ
1	A	550	HIS	6.4
1	C	502	GLY	6.0
1	A	551	LEU	5.9
1	A	638	ALA	5.8
1	A	830	ARG	5.6
1	A	581	LEU	5.5
1	A	544	ARG	5.5
1	A	498	LEU	5.3
1	C	581	LEU	5.2
1	C	41	LEU	5.1
1	A	38	LYS	4.9
1	A	518	GLY	4.9
1	C	397	GLU	4.8
1	C	155	LYS	4.7
1	C	501	LYS	4.6
2	B	298	LYS	4.6
1	C	582	ILE	4.5
1	A	486	HIS	4.5
1	A	641	LEU	4.5

Continued on next page...

Continued from previous page...

Mol	Chain	Res	Type	RSRZ
3	E	46	LEU	4.5
1	A	566	THR	4.4
1	A	473	ILE	4.4
1	A	41	LEU	4.3
1	A	416	ARG	4.2
1	A	897	GLN	4.2
3	G	46	LEU	4.2
1	C	546	LEU	4.1
2	D	139	TYR	4.1
1	A	500	MET	4.0
1	A	420	LEU	4.0
1	C	414	LEU	4.0
1	A	414	LEU	3.8
1	A	39	LEU	3.8
1	A	497	LEU	3.8
1	A	413	ALA	3.8
1	A	584	MET	3.8
1	C	497	LEU	3.8
2	D	260	ALA	3.8
1	A	155	LYS	3.7
1	C	830	ARG	3.7
1	A	433	LEU	3.7
1	C	473	ILE	3.7
1	A	645	VAL	3.6
1	C	157	MET	3.6
1	A	501	LYS	3.6
1	A	449	LEU	3.5
1	A	545	VAL	3.5
1	C	352	LYS	3.5
1	C	80	PRO	3.5
1	A	417	ILE	3.5
1	A	527	LEU	3.4
2	D	179	LYS	3.4
3	E	18	PRO	3.4
1	A	487	LYS	3.4
1	C	535	TYR	3.3
1	C	573	LEU	3.3
1	A	385	TRP	3.3
1	C	897	GLN	3.3
1	A	723	ILE	3.3
2	D	138	GLU	3.2
2	B	75	PRO	3.2

Continued on next page...

Continued from previous page...

Mol	Chain	Res	Type	RSRZ
2	D	82	GLN	3.2
3	G	20	TYR	3.2
1	C	720	LYS	3.2
3	E	24	GLU	3.2
1	A	467	TYR	3.2
1	A	52	LEU	3.2
1	A	483	LEU	3.2
1	A	826	LYS	3.1
2	B	76	GLY	3.1
2	D	184	LEU	3.0
1	A	530	ALA	3.0
1	A	579	VAL	3.0
1	C	500	MET	3.0
1	C	759	ARG	3.0
1	C	472	GLU	3.0
1	A	971	LEU	2.9
1	A	491	THR	2.9
1	A	546	LEU	2.9
1	A	832	PRO	2.9
2	B	64	PHE	2.9
1	C	150	ILE	2.9
1	A	469	LYS	2.9
1	A	481	TYR	2.9
1	A	837	LEU	2.9
1	C	34	MET	2.9
1	C	419	GLY	2.9
1	C	463	MET	2.9
1	A	643	ILE	2.9
1	A	829	PRO	2.9
2	D	122	ILE	2.8
1	A	644	PRO	2.8
1	A	409	ALA	2.8
1	A	573	LEU	2.8
1	A	899	TRP	2.8
1	A	639	ALA	2.8
1	C	604	ILE	2.8
2	D	71	ARG	2.8
1	C	439	ALA	2.7
1	C	144	GLU	2.7
2	B	285	TYR	2.7
1	A	564	PHE	2.7
1	A	418	ALA	2.7

Continued on next page...

Continued from previous page...

Mol	Chain	Res	Type	RSRZ
1	C	638	ALA	2.7
1	A	759	ARG	2.7
1	A	580	GLY	2.7
1	A	577	CYS	2.7
1	C	639	ALA	2.7
1	A	705	VAL	2.7
1	A	466	ARG	2.6
3	E	17	ASP	2.6
1	A	432	ASN	2.6
1	A	583	SER	2.6
1	A	637	ILE	2.6
1	C	350	LEU	2.6
1	C	437	LYS	2.6
1	A	615	ILE	2.6
1	C	752	VAL	2.6
1	A	547	GLY	2.6
1	C	183	LEU	2.6
2	D	288	LYS	2.5
2	B	183	VAL	2.5
1	A	388	ASN	2.5
1	A	882	ASN	2.5
1	C	457	CYS	2.5
2	D	72	VAL	2.5
2	B	233	GLY	2.5
2	D	242	TYR	2.5
1	C	827	ARG	2.5
3	E	19	PHE	2.5
1	C	35	ASP	2.5
1	A	465	GLU	2.5
1	A	159	PRO	2.5
1	A	827	ARG	2.5
1	C	44	LEU	2.5
1	A	528	LYS	2.5
1	A	485	ILE	2.5
1	C	503	ALA	2.4
1	A	44	LEU	2.4
1	A	934	ARG	2.4
1	A	46	ARG	2.4
1	C	464	ARG	2.4
2	D	239	PRO	2.4
1	C	360	LEU	2.4
1	C	572	PRO	2.4

Continued on next page...

Continued from previous page...

Mol	Chain	Res	Type	RSRZ
1	C	647	GLN	2.4
1	C	637	ILE	2.4
2	B	139	TYR	2.4
1	C	480	LYS	2.4
3	E	23	TYR	2.3
1	C	547	GLY	2.3
1	C	355	GLU	2.3
2	D	221	LYS	2.3
1	A	157	MET	2.3
1	A	506	ARG	2.3
2	B	63	GLU	2.3
2	B	184	LEU	2.3
1	A	801	LEU	2.3
1	C	539	GLY	2.3
1	C	79	THR	2.3
2	B	234	GLY	2.2
2	B	71	ARG	2.2
2	D	64	PHE	2.2
1	C	471	VAL	2.2
2	D	187	LYS	2.2
1	A	474	PRO	2.2
1	C	567	ASP	2.2
2	D	78	THR	2.2
2	D	298	LYS	2.2
1	C	351	VAL	2.2
1	C	392	GLU	2.2
1	C	545	VAL	2.2
1	C	64	ILE	2.2
1	A	892	GLU	2.2
1	A	726	ALA	2.2
2	D	84	GLN	2.2
1	C	250	ILE	2.1
1	C	741	MET	2.1
1	A	891	VAL	2.1
2	B	186	PHE	2.1
2	D	182	ARG	2.1
1	A	888	ILE	2.1
1	A	144	GLU	2.1
1	C	201	ALA	2.1
1	A	40	SER	2.1
2	B	85	LYS	2.1
1	A	647	GLN	2.1

Continued on next page...

Continued from previous page...

Mol	Chain	Res	Type	RSRZ
1	A	838	VAL	2.1
1	A	1015	TYR	2.1
1	C	837	LEU	2.1
1	A	227	GLU	2.1
1	C	449	LEU	2.1
1	C	566	THR	2.1
2	B	182	ARG	2.1
1	A	360	LEU	2.1
1	C	824	ILE	2.1
2	D	77	LEU	2.1
2	B	273	ARG	2.0
2	D	199	TYR	2.0
2	D	69	GLN	2.0
1	C	165	ILE	2.0
1	C	139	PHE	2.0
1	C	101	ALA	2.0
1	C	723	ILE	2.0
2	B	290	ARG	2.0
1	A	742	ILE	2.0
1	C	385	TRP	2.0
1	C	704	ILE	2.0

6.2 Non-standard residues in protein, DNA, RNA chains ⓘ

In the following table, the Atoms column lists the number of modelled atoms in the group and the number defined in the chemical component dictionary. LLDF column lists the quality of electron density of the group with respect to its neighbouring residues in protein, DNA or RNA chains. The B-factors column lists the minimum, median, 95th percentile and maximum values of B factors of atoms in the group. The column labelled 'Q< 0.9' lists the number of atoms with occupancy less than 0.9.

Mol	Type	Chain	Res	Atoms	RSR	LLDF	B-factors(Å ²)	Q<0.9
1	PHD	C	369	12/13	0.22	-0.23	41,89,89,89	0
1	PHD	A	369	12/13	0.18	-0.41	82,124,124,124	0

6.3 Carbohydrates ⓘ

There are no carbohydrates in this entry.

6.4 Ligands

In the following table, the Atoms column lists the number of modelled atoms in the group and the number defined in the chemical component dictionary. LLDF column lists the quality of electron density of the group with respect to its neighbouring residues in protein, DNA or RNA chains. The B-factors column lists the minimum, median, 95th percentile and maximum values of B factors of atoms in the group. The column labelled 'Q< 0.9' lists the number of atoms with occupancy less than 0.9.

Mol	Type	Chain	Res	Atoms	RSR	LLDF	B-factors(Å ²)	Q<0.9
4	MG	A	1	1/1	0.28	2.66	109,109,109,109	0
4	MG	C	1	1/1	0.17	-0.40	109,109,109,109	0

6.5 Other polymers

There are no such residues in this entry.