



Full wwPDB X-ray Structure Validation Report

Feb 28, 2014 – 09:35 AM GMT

PDB ID : 2OGE
Title : x-ray structure of S. venezuelae DesV in its internal aldimine form
Authors : Holden, H.M.; Burgie, E.S.
Deposited on : 2007-01-05
Resolution : 2.05 Å(reported)

This is a full wwPDB validation report for a publicly released PDB entry.
We welcome your comments at validation@mail.wwpdb.org
A user guide is available at <http://wwpdb.org/ValidationPDFNotes.html>

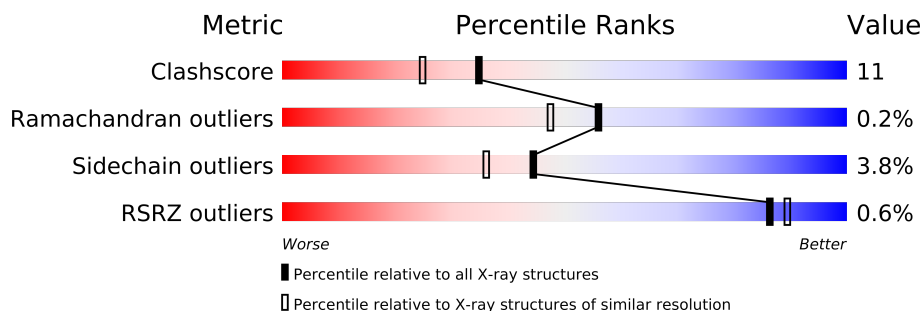
The following versions of software and data (see [references](#)) were used in the production of this report:

MolProbity : 4.02b-467
Mogul : 1.15 2013
Xtriage (Phenix) : dev-1323
EDS : stable22639
Percentile statistics : 21963
Refmac : 5.8.0049
CCP4 : 6.3.0 (Settle)
Ideal geometry (proteins) : Engh & Huber (2001)
Ideal geometry (DNA, RNA) : Parkinson et. al. (1996)
Validation Pipeline (wwPDB-VP) : stable22683

1 Overall quality at a glance

The reported resolution of this entry is 2.05 Å.

Percentile scores (ranging between 0-100) for global validation metrics of the entry are shown in the following graphic. The table shows the number of entries on which the scores are based.



Metric	Whole archive (#Entries)	Similar resolution (#Entries, resolution range(Å))
Clashscore	79885	1577 (2.06-2.02)
Ramachandran outliers	78287	1565 (2.06-2.02)
Sidechain outliers	78261	1565 (2.06-2.02)
RSRZ outliers	66119	1381 (2.06-2.02)

The table below summarises the geometric issues observed across the polymeric chains and their fit to the electron density. The red, orange, yellow and green segments on the lower bar indicate the fraction of residues that contain outliers for ≥ 3 , 2, 1 and 0 types of geometric quality criteria. The upper red bar (where present) indicates the fraction of residues that have poor fit to the electron density.

Mol	Chain	Length	Quality of chain
1	A	399	
1	B	399	
1	C	399	
1	D	399	

The following table lists non-polymeric compounds that are outliers for geometric or electron-density-fit criteria:

Mol	Type	Chain	Res	Geometry	Electron density
3	NA	A	1299	-	X
3	NA	C	1304	-	X
4	EDO	A	1300	-	X
4	EDO	A	1301	-	X
4	EDO	A	1302	-	X
4	EDO	A	1303	-	X
4	EDO	A	1304	-	X

Continued on next page...

Continued from previous page...

Mol	Type	Chain	Res	Geometry	Electron density
4	EDO	A	1305	-	X
4	EDO	A	1306	-	X
4	EDO	B	1302	-	X
4	EDO	B	1304	-	X
4	EDO	C	1305	-	X
4	EDO	C	1307	-	X
4	EDO	C	1309	-	X
4	EDO	D	1307	-	X
4	EDO	D	1309	-	X
4	EDO	D	1310	-	X
4	EDO	D	1311	-	X
4	EDO	D	1312	-	X

2 Entry composition

There are 5 unique types of molecules in this entry. The entry contains 12743 atoms, of which 0 are hydrogen and 0 are deuterium.

In the tables below, the ZeroOcc column contains the number of atoms modelled with zero occupancy, the AltConf column contains the number of residues with at least one atom in alternate conformation and the Trace column contains the number of residues modelled with at most 2 atoms.

- Molecule 1 is a protein called Transaminase.

Mol	Chain	Residues	Atoms						ZeroOcc	AltConf	Trace
1	A	368	Total	C	N	O	P	S	0	0	0
			2840	1783	520	530	1	6			
1	B	369	Total	C	N	O	P	S	0	0	0
			2847	1788	521	531	1	6			
1	C	369	Total	C	N	O	P	S	0	0	0
			2847	1788	521	531	1	6			
1	D	368	Total	C	N	O	P	S	0	0	0
			2840	1783	520	530	1	6			

There are 80 discrepancies between the modelled and reference sequences:

Chain	Residue	Modelled	Actual	Comment	Reference
A	-19	MET	-	INITIATING METHIONINE	UNP Q9ZGH4
A	-18	GLY	-	CLONING ARTIFACT	UNP Q9ZGH4
A	-17	SER	-	CLONING ARTIFACT	UNP Q9ZGH4
A	-16	SER	-	CLONING ARTIFACT	UNP Q9ZGH4
A	-15	HIS	-	EXPRESSION TAG	UNP Q9ZGH4
A	-14	HIS	-	EXPRESSION TAG	UNP Q9ZGH4
A	-13	HIS	-	EXPRESSION TAG	UNP Q9ZGH4
A	-12	HIS	-	EXPRESSION TAG	UNP Q9ZGH4
A	-11	HIS	-	EXPRESSION TAG	UNP Q9ZGH4
A	-10	HIS	-	EXPRESSION TAG	UNP Q9ZGH4
A	-9	SER	-	CLONING ARTIFACT	UNP Q9ZGH4
A	-8	SER	-	CLONING ARTIFACT	UNP Q9ZGH4
A	-7	GLU	-	CLONING ARTIFACT	UNP Q9ZGH4
A	-6	ASN	-	CLONING ARTIFACT	UNP Q9ZGH4
A	-5	LEU	-	CLONING ARTIFACT	UNP Q9ZGH4
A	-4	TYR	-	CLONING ARTIFACT	UNP Q9ZGH4
A	-3	PHE	-	CLONING ARTIFACT	UNP Q9ZGH4
A	-2	GLN	-	CLONING ARTIFACT	UNP Q9ZGH4
A	-1	GLY	-	CLONING ARTIFACT	UNP Q9ZGH4
A	0	HIS	-	CLONING ARTIFACT	UNP Q9ZGH4
B	-19	MET	-	INITIATING METHIONINE	UNP Q9ZGH4

Continued on next page...

Continued from previous page...

Chain	Residue	Modelled	Actual	Comment	Reference
B	-18	GLY	-	CLONING ARTIFACT	UNP Q9ZGH4
B	-17	SER	-	CLONING ARTIFACT	UNP Q9ZGH4
B	-16	SER	-	CLONING ARTIFACT	UNP Q9ZGH4
B	-15	HIS	-	EXPRESSION TAG	UNP Q9ZGH4
B	-14	HIS	-	EXPRESSION TAG	UNP Q9ZGH4
B	-13	HIS	-	EXPRESSION TAG	UNP Q9ZGH4
B	-12	HIS	-	EXPRESSION TAG	UNP Q9ZGH4
B	-11	HIS	-	EXPRESSION TAG	UNP Q9ZGH4
B	-10	HIS	-	EXPRESSION TAG	UNP Q9ZGH4
B	-9	SER	-	CLONING ARTIFACT	UNP Q9ZGH4
B	-8	SER	-	CLONING ARTIFACT	UNP Q9ZGH4
B	-7	GLU	-	CLONING ARTIFACT	UNP Q9ZGH4
B	-6	ASN	-	CLONING ARTIFACT	UNP Q9ZGH4
B	-5	LEU	-	CLONING ARTIFACT	UNP Q9ZGH4
B	-4	TYR	-	CLONING ARTIFACT	UNP Q9ZGH4
B	-3	PHE	-	CLONING ARTIFACT	UNP Q9ZGH4
B	-2	GLN	-	CLONING ARTIFACT	UNP Q9ZGH4
B	-1	GLY	-	CLONING ARTIFACT	UNP Q9ZGH4
B	0	HIS	-	CLONING ARTIFACT	UNP Q9ZGH4
C	-19	MET	-	INITIATING METHIONINE	UNP Q9ZGH4
C	-18	GLY	-	CLONING ARTIFACT	UNP Q9ZGH4
C	-17	SER	-	CLONING ARTIFACT	UNP Q9ZGH4
C	-16	SER	-	CLONING ARTIFACT	UNP Q9ZGH4
C	-15	HIS	-	EXPRESSION TAG	UNP Q9ZGH4
C	-14	HIS	-	EXPRESSION TAG	UNP Q9ZGH4
C	-13	HIS	-	EXPRESSION TAG	UNP Q9ZGH4
C	-12	HIS	-	EXPRESSION TAG	UNP Q9ZGH4
C	-11	HIS	-	EXPRESSION TAG	UNP Q9ZGH4
C	-10	HIS	-	EXPRESSION TAG	UNP Q9ZGH4
C	-9	SER	-	CLONING ARTIFACT	UNP Q9ZGH4
C	-8	SER	-	CLONING ARTIFACT	UNP Q9ZGH4
C	-7	GLU	-	CLONING ARTIFACT	UNP Q9ZGH4
C	-6	ASN	-	CLONING ARTIFACT	UNP Q9ZGH4
C	-5	LEU	-	CLONING ARTIFACT	UNP Q9ZGH4
C	-4	TYR	-	CLONING ARTIFACT	UNP Q9ZGH4
C	-3	PHE	-	CLONING ARTIFACT	UNP Q9ZGH4
C	-2	GLN	-	CLONING ARTIFACT	UNP Q9ZGH4
C	-1	GLY	-	CLONING ARTIFACT	UNP Q9ZGH4
C	0	HIS	-	CLONING ARTIFACT	UNP Q9ZGH4
D	-19	MET	-	INITIATING METHIONINE	UNP Q9ZGH4
D	-18	GLY	-	CLONING ARTIFACT	UNP Q9ZGH4
D	-17	SER	-	CLONING ARTIFACT	UNP Q9ZGH4

Continued on next page...

Continued from previous page...

Chain	Residue	Modelled	Actual	Comment	Reference
D	-16	SER	-	CLONING ARTIFACT	UNP Q9ZGH4
D	-15	HIS	-	EXPRESSION TAG	UNP Q9ZGH4
D	-14	HIS	-	EXPRESSION TAG	UNP Q9ZGH4
D	-13	HIS	-	EXPRESSION TAG	UNP Q9ZGH4
D	-12	HIS	-	EXPRESSION TAG	UNP Q9ZGH4
D	-11	HIS	-	EXPRESSION TAG	UNP Q9ZGH4
D	-10	HIS	-	EXPRESSION TAG	UNP Q9ZGH4
D	-9	SER	-	CLONING ARTIFACT	UNP Q9ZGH4
D	-8	SER	-	CLONING ARTIFACT	UNP Q9ZGH4
D	-7	GLU	-	CLONING ARTIFACT	UNP Q9ZGH4
D	-6	ASN	-	CLONING ARTIFACT	UNP Q9ZGH4
D	-5	LEU	-	CLONING ARTIFACT	UNP Q9ZGH4
D	-4	TYR	-	CLONING ARTIFACT	UNP Q9ZGH4
D	-3	PHE	-	CLONING ARTIFACT	UNP Q9ZGH4
D	-2	GLN	-	CLONING ARTIFACT	UNP Q9ZGH4
D	-1	GLY	-	CLONING ARTIFACT	UNP Q9ZGH4
D	0	HIS	-	CLONING ARTIFACT	UNP Q9ZGH4

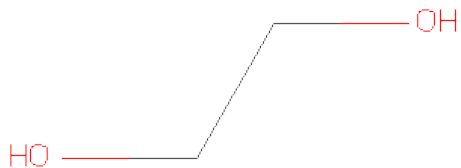
- Molecule 2 is CHLORIDE ION (three-letter code: CL) (formula: Cl).

Mol	Chain	Residues	Atoms	ZeroOcc	AltConf
2	B	2	Total Cl 2 2	0	0
2	A	2	Total Cl 2 2	0	0
2	D	2	Total Cl 2 2	0	0
2	C	2	Total Cl 2 2	0	0

- Molecule 3 is SODIUM ION (three-letter code: NA) (formula: Na).

Mol	Chain	Residues	Atoms	ZeroOcc	AltConf
3	A	1	Total Na 1 1	0	0
3	C	1	Total Na 1 1	0	0

- Molecule 4 is 1,2-ETHANEDIOL (three-letter code: EDO) (formula: C₂H₆O₂).



Mol	Chain	Residues	Atoms			ZeroOcc	AltConf
4	A	1	Total	C	O	0	0
			4	2	2		
4	A	1	Total	C	O	0	0
			4	2	2		
4	A	1	Total	C	O	0	0
			4	2	2		
4	A	1	Total	C	O	0	0
			4	2	2		
4	A	1	Total	C	O	0	0
			4	2	2		
4	B	1	Total	C	O	0	0
			4	2	2		
4	B	1	Total	C	O	0	0
			4	2	2		
4	A	1	Total	C	O	0	0
			4	2	2		
4	C	1	Total	C	O	0	0
			4	2	2		
4	C	1	Total	C	O	0	0
			4	2	2		
4	D	1	Total	C	O	0	0
			4	2	2		
4	D	1	Total	C	O	0	0
			4	2	2		
4	C	1	Total	C	O	0	0
			4	2	2		
4	D	1	Total	C	O	0	0
			4	2	2		

Continued on next page...

Continued from previous page...

Mol	Chain	Residues	Atoms	ZeroOcc	AltConf
4	A	1	Total C O 4 2 2	0	0
4	B	1	Total C O 4 2 2	0	0
4	D	1	Total C O 4 2 2	0	0
4	D	1	Total C O 4 2 2	0	0
4	C	1	Total C O 4 2 2	0	0
4	C	1	Total C O 4 2 2	0	0
4	D	1	Total C O 4 2 2	0	0

- Molecule 5 is water.

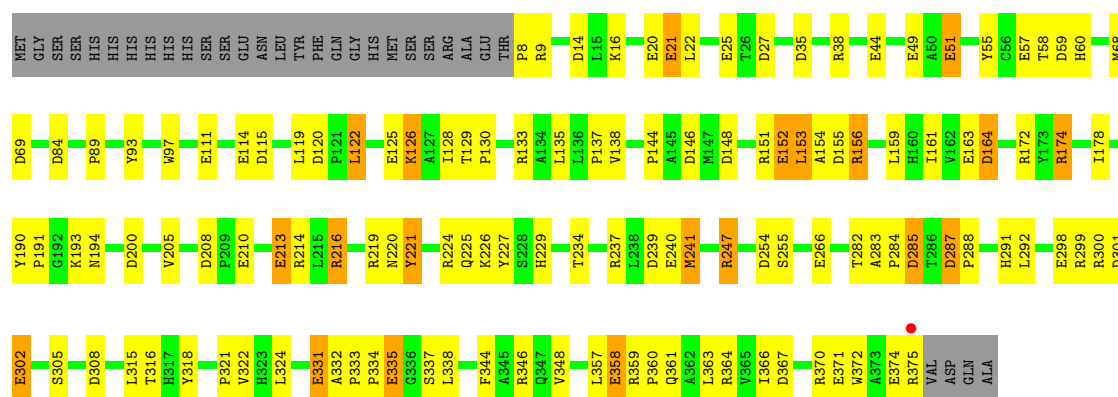
Mol	Chain	Residues	Atoms	ZeroOcc	AltConf
5	A	342	Total O 342 342	0	0
5	B	302	Total O 302 302	0	0
5	C	330	Total O 330 330	0	0
5	D	301	Total O 301 301	0	0

3 Residue-property plots

These plots are drawn for all protein, RNA and DNA chains in the entry. The first graphic for a chain summarises the proportions of errors displayed in the second graphic. The second graphic shows the sequence view annotated by issues in geometry and electron density. Residues are color-coded according to the number of geometric quality criteria for which they contain at least one outlier: green = 0, yellow = 1, orange = 2 and red = 3 or more. A red dot above a residue indicates a poor fit to the electron density ($RSRZ > 2$). Stretches of 2 or more consecutive residues without any outlier are shown as a green connector. Residues present in the sample, but not in the model, are shown in grey.

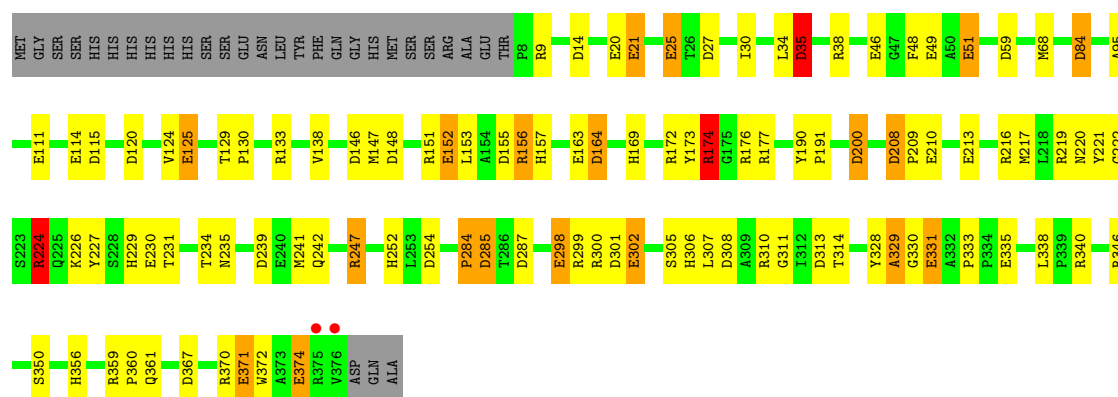
• Molecule 1: Transaminase

Chain A:



• Molecule 1: Transaminase

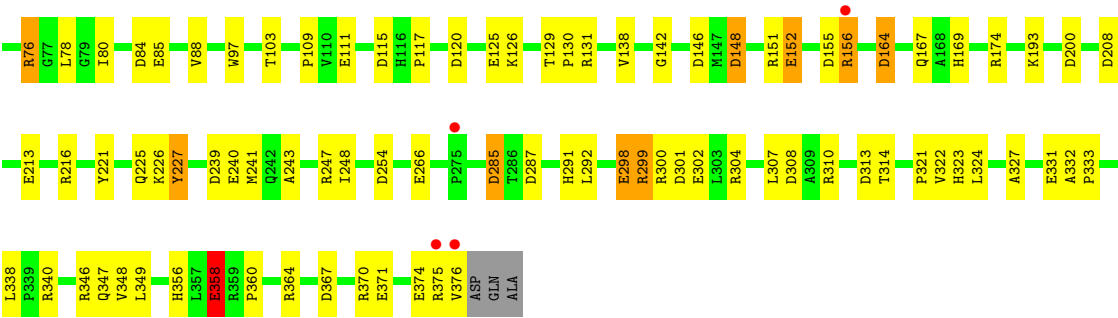
Chain B:



• Molecule 1: Transaminase

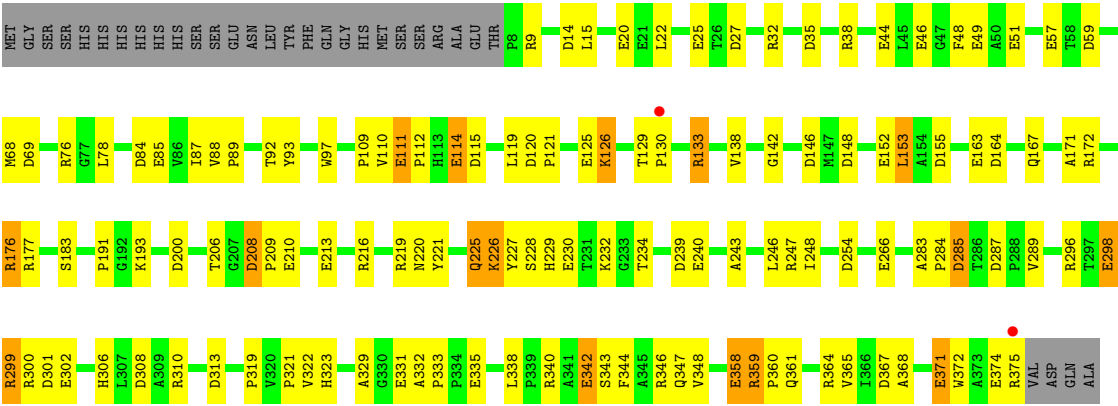
Chain C:





● Molecule 1: Transaminase

Chain D: 



4 Data and refinement statistics

Property	Value	Source
Space group	P 1 21 1	Depositor
Cell constants a, b, c, α , β , γ	71.80Å 143.82Å 81.13Å 90.00° 106.95° 90.00°	Depositor
Resolution (Å)	30.50 – 2.05 30.51 – 2.05	Depositor EDS
% Data completeness (in resolution range)	92.0 (30.50-2.05) 94.0 (30.51-2.05)	Depositor EDS
R_{merge}	(Not available)	Depositor
R_{sym}	0.08	Depositor
$\langle I/\sigma(I) \rangle$ ¹	0.89 (at 2.05Å)	Xtriage
Refinement program	TNT	Depositor
R, R_{free}	0.159 , 0.234 0.160 , (Not available)	Depositor DCC
R_{free} test set	No test flags present.	DCC
Wilson B-factor (Å ²)	17.5	Xtriage
Anisotropy	0.469	Xtriage
Bulk solvent k_{sol} (e/Å ³), B_{sol} (Å ²)	0.39 , 77.5	EDS
Estimated twinning fraction	No twinning to report.	Xtriage
L-test for twinning	$\langle L \rangle = 0.50$, $\langle L^2 \rangle = 0.33$	Xtriage
Outliers	0 of 92487 reflections	Xtriage
F_o, F_c correlation	0.96	EDS
Total number of atoms	12743	wwPDB-VP
Average B, all atoms (Å ²)	24.0	wwPDB-VP

Xtriage's analysis on translational NCS is as follows: *The analyses of the Patterson function reveals a significant off-origin peak that is 60.17 % of the origin peak, indicating pseudo translational symmetry. The chance of finding a peak of this or larger height randomly in a structure without pseudo translational symmetry is equal to 1.5835e-05. The detected translational NCS is most likely also responsible for the elevated intensity ratio.*

¹Intensities estimated from amplitudes.

5 Model quality ⓘ

5.1 Standard geometry ⓘ

Bond lengths and bond angles in the following residue types are not validated in this section: NA, LLP, EDO, CL

The Z score for a bond length (or angle) is the number of standard deviations the observed value is removed from the expected value. A bond length (or angle) with $|Z| > 5$ is considered an outlier worth inspection. RMSZ is the root-mean-square of all Z scores of the bond lengths (or angles).

Mol	Chain	Bond lengths		Bond angles	
		RMSZ	$\# Z > 5$	RMSZ	$\# Z > 5$
1	A	0.87	22/2886 (0.8%)	1.30	46/3932 (1.2%)
1	B	0.86	19/2893 (0.7%)	1.28	45/3942 (1.1%)
1	C	0.86	17/2893 (0.6%)	1.31	50/3942 (1.3%)
1	D	0.87	26/2886 (0.9%)	1.27	46/3932 (1.2%)
All	All	0.86	84/11558 (0.7%)	1.29	187/15748 (1.2%)

All (84) bond length outliers are listed below:

Mol	Chain	Res	Type	Atoms	Z	Observed(Å)	Ideal(Å)
1	C	266	GLU	CD-OE2	6.53	1.32	1.25
1	D	25	GLU	CD-OE2	6.46	1.32	1.25
1	A	57	GLU	CD-OE2	6.28	1.32	1.25
1	D	374	GLU	CD-OE2	6.18	1.32	1.25
1	D	298	GLU	CD-OE2	6.10	1.32	1.25
1	A	213	GLU	CD-OE2	6.06	1.32	1.25
1	C	111	GLU	CD-OE2	6.04	1.32	1.25
1	C	374	GLU	CD-OE2	5.96	1.32	1.25
1	B	213	GLU	CD-OE2	5.92	1.32	1.25
1	B	111	GLU	CD-OE2	5.88	1.32	1.25
1	B	298	GLU	CD-OE2	5.87	1.32	1.25
1	C	371	GLU	CD-OE2	5.87	1.32	1.25
1	D	335	GLU	CD-OE2	5.87	1.32	1.25
1	B	331	GLU	CD-OE2	5.85	1.32	1.25
1	A	358	GLU	CD-OE2	5.84	1.32	1.25
1	A	240	GLU	CD-OE2	5.83	1.32	1.25
1	B	152	GLU	CD-OE2	5.83	1.32	1.25
1	A	25	GLU	CD-OE2	5.83	1.32	1.25
1	A	298	GLU	CD-OE2	5.82	1.32	1.25
1	C	51	GLU	CD-OE2	5.78	1.32	1.25
1	A	210	GLU	CD-OE2	5.75	1.31	1.25
1	D	240	GLU	CD-OE2	5.75	1.31	1.25

Continued on next page...

Continued from previous page...

Mol	Chain	Res	Type	Atoms	Z	Observed(Å)	Ideal(Å)
1	A	114	GLU	CD-OE2	5.74	1.31	1.25
1	B	21	GLU	CD-OE2	5.73	1.31	1.25
1	D	371	GLU	CD-OE2	5.68	1.31	1.25
1	A	374	GLU	CD-OE2	5.68	1.31	1.25
1	A	125	GLU	CD-OE2	5.67	1.31	1.25
1	B	302	GLU	CD-OE2	5.67	1.31	1.25
1	D	111	GLU	CD-OE2	5.67	1.31	1.25
1	A	49	GLU	CD-OE2	5.66	1.31	1.25
1	D	213	GLU	CD-OE2	5.65	1.31	1.25
1	B	371	GLU	CD-OE2	5.64	1.31	1.25
1	D	342	GLU	CD-OE2	5.64	1.31	1.25
1	C	331	GLU	CD-OE2	5.64	1.31	1.25
1	A	51	GLU	CD-OE2	5.63	1.31	1.25
1	D	49	GLU	CD-OE2	5.62	1.31	1.25
1	B	374	GLU	CD-OE2	5.61	1.31	1.25
1	D	114	GLU	CD-OE2	5.60	1.31	1.25
1	D	210	GLU	CD-OE2	5.58	1.31	1.25
1	C	152	GLU	CD-OE2	5.57	1.31	1.25
1	C	125	GLU	CD-OE2	5.56	1.31	1.25
1	C	25	GLU	CD-OE2	5.53	1.31	1.25
1	C	240	GLU	CD-OE2	5.49	1.31	1.25
1	D	302	GLU	CD-OE2	5.49	1.31	1.25
1	D	230	GLU	CD-OE2	5.47	1.31	1.25
1	A	335	GLU	CD-OE2	5.47	1.31	1.25
1	B	46	GLU	CD-OE2	5.46	1.31	1.25
1	D	163	GLU	CD-OE2	5.46	1.31	1.25
1	D	125	GLU	CD-OE2	5.46	1.31	1.25
1	B	20	GLU	CD-OE2	5.43	1.31	1.25
1	D	266	GLU	CD-OE2	5.43	1.31	1.25
1	B	210	GLU	CD-OE2	5.42	1.31	1.25
1	C	358	GLU	CD-OE2	5.41	1.31	1.25
1	A	21	GLU	CD-OE2	5.38	1.31	1.25
1	C	213	GLU	CD-OE2	5.38	1.31	1.25
1	D	85	GLU	CD-OE2	5.38	1.31	1.25
1	A	20	GLU	CD-OE2	5.37	1.31	1.25
1	C	46	GLU	CD-OE2	5.35	1.31	1.25
1	A	302	GLU	CD-OE2	5.33	1.31	1.25
1	D	152	GLU	CD-OE2	5.30	1.31	1.25
1	C	85	GLU	CD-OE2	5.28	1.31	1.25
1	B	125	GLU	CD-OE2	5.26	1.31	1.25
1	D	358	GLU	CD-OE2	5.25	1.31	1.25
1	B	335	GLU	CD-OE2	5.24	1.31	1.25

Continued on next page...

Continued from previous page...

Mol	Chain	Res	Type	Atoms	Z	Observed(Å)	Ideal(Å)
1	C	49	GLU	CD-OE2	5.24	1.31	1.25
1	D	331	GLU	CD-OE2	5.24	1.31	1.25
1	D	44	GLU	CD-OE2	5.23	1.31	1.25
1	B	114	GLU	CD-OE2	5.21	1.31	1.25
1	D	46	GLU	CD-OE2	5.18	1.31	1.25
1	D	51	GLU	CD-OE2	5.17	1.31	1.25
1	C	298	GLU	CD-OE2	5.16	1.31	1.25
1	A	331	GLU	CD-OE2	5.15	1.31	1.25
1	B	25	GLU	CD-OE2	5.14	1.31	1.25
1	C	302	GLU	CD-OE2	5.14	1.31	1.25
1	A	152	GLU	CD-OE2	5.13	1.31	1.25
1	D	20	GLU	CD-OE2	5.11	1.31	1.25
1	B	49	GLU	CD-OE2	5.09	1.31	1.25
1	A	44	GLU	CD-OE2	5.07	1.31	1.25
1	A	163	GLU	CD-OE2	5.07	1.31	1.25
1	A	111	GLU	CD-OE2	5.06	1.31	1.25
1	D	57	GLU	CD-OE2	5.05	1.31	1.25
1	B	51	GLU	CD-OE2	5.04	1.31	1.25
1	A	266	GLU	CD-OE2	5.02	1.31	1.25
1	B	163	GLU	CD-OE2	5.00	1.31	1.25

All (187) bond angle outliers are listed below:

Mol	Chain	Res	Type	Atoms	Z	Observed(°)	Ideal(°)
1	B	239	ASP	CB-CG-OD1	10.13	127.42	118.30
1	B	224	ARG	NE-CZ-NH1	9.71	125.15	120.30
1	B	239	ASP	CB-CG-OD2	-9.69	109.58	118.30
1	C	340	ARG	NE-CZ-NH1	9.35	124.97	120.30
1	C	76	ARG	NE-CZ-NH1	9.29	124.95	120.30
1	A	247	ARG	NE-CZ-NH2	-9.23	115.68	120.30
1	C	120	ASP	CB-CG-OD2	-8.84	110.35	118.30
1	A	247	ARG	NE-CZ-NH1	8.79	124.69	120.30
1	C	239	ASP	CB-CG-OD2	-8.53	110.63	118.30
1	C	254	ASP	CB-CG-OD2	-8.47	110.67	118.30
1	C	27	ASP	CB-CG-OD2	-8.22	110.90	118.30
1	D	76	ARG	NE-CZ-NH1	8.02	124.31	120.30
1	A	216	ARG	NE-CZ-NH1	8.01	124.31	120.30
1	A	285	ASP	CB-CG-OD2	-8.00	111.10	118.30
1	B	340	ARG	NE-CZ-NH1	7.96	124.28	120.30
1	D	219	ARG	NE-CZ-NH1	7.96	124.28	120.30
1	B	247	ARG	NE-CZ-NH1	7.95	124.27	120.30
1	A	239	ASP	CB-CG-OD2	-7.94	111.16	118.30

Continued on next page...

Continued from previous page...

Mol	Chain	Res	Type	Atoms	Z	Observed(°)	Ideal(°)
1	B	14	ASP	CB-CG-OD2	-7.91	111.18	118.30
1	A	174	ARG	NE-CZ-NH1	7.80	124.20	120.30
1	D	27	ASP	CB-CG-OD2	-7.73	111.34	118.30
1	C	14	ASP	CB-CG-OD2	-7.61	111.45	118.30
1	C	308	ASP	CB-CG-OD2	-7.55	111.50	118.30
1	B	208	ASP	CB-CG-OD2	-7.54	111.51	118.30
1	B	285	ASP	CB-CG-OD2	-7.51	111.54	118.30
1	D	27	ASP	CB-CG-OD1	7.46	125.02	118.30
1	D	239	ASP	CB-CG-OD2	-7.44	111.61	118.30
1	D	120	ASP	CB-CG-OD1	7.44	124.99	118.30
1	C	146	ASP	CB-CG-OD2	-7.38	111.66	118.30
1	A	35	ASP	CB-CG-OD2	-7.35	111.68	118.30
1	D	208	ASP	CB-CG-OD2	-7.34	111.69	118.30
1	B	247	ARG	NE-CZ-NH2	-7.33	116.63	120.30
1	A	14	ASP	CB-CG-OD2	-7.30	111.73	118.30
1	B	120	ASP	CB-CG-OD2	-7.24	111.78	118.30
1	D	146	ASP	CB-CG-OD2	-7.24	111.78	118.30
1	C	208	ASP	CB-CG-OD2	-7.23	111.79	118.30
1	B	301	ASP	CB-CG-OD2	-7.23	111.79	118.30
1	C	367	ASP	CB-CG-OD2	-7.11	111.90	118.30
1	C	239	ASP	CB-CG-OD1	7.10	124.69	118.30
1	D	285	ASP	CB-CG-OD2	-7.08	111.92	118.30
1	C	35	ASP	CB-CG-OD2	-7.06	111.95	118.30
1	C	208	ASP	CB-CG-OD1	7.05	124.64	118.30
1	C	200	ASP	CB-CG-OD2	-7.00	112.00	118.30
1	D	254	ASP	CB-CG-OD2	-6.97	112.03	118.30
1	B	14	ASP	CB-CG-OD1	6.97	124.57	118.30
1	C	285	ASP	CB-CG-OD2	-6.90	112.09	118.30
1	C	120	ASP	CB-CG-OD1	6.90	124.51	118.30
1	D	200	ASP	CB-CG-OD1	6.89	124.50	118.30
1	A	27	ASP	CB-CG-OD2	-6.87	112.12	118.30
1	C	254	ASP	CB-CG-OD1	6.86	124.47	118.30
1	B	200	ASP	CB-CG-OD1	6.86	124.47	118.30
1	C	146	ASP	CB-CG-OD1	6.86	124.47	118.30
1	A	27	ASP	CB-CG-OD1	6.84	124.46	118.30
1	A	301	ASP	CB-CG-OD1	6.84	124.46	118.30
1	B	177	ARG	NE-CZ-NH1	6.82	123.71	120.30
1	B	224	ARG	NE-CZ-NH2	-6.77	116.91	120.30
1	A	301	ASP	CB-CG-OD2	-6.77	112.21	118.30
1	B	200	ASP	CB-CG-OD2	-6.76	112.21	118.30
1	D	200	ASP	CB-CG-OD2	-6.73	112.24	118.30
1	D	287	ASP	CB-CG-OD2	-6.70	112.27	118.30

Continued on next page...

Continued from previous page...

Mol	Chain	Res	Type	Atoms	Z	Observed(°)	Ideal(°)
1	A	208	ASP	CB-CG-OD2	-6.69	112.28	118.30
1	B	208	ASP	CB-CG-OD1	6.67	124.30	118.30
1	C	370	ARG	NE-CZ-NH1	6.66	123.63	120.30
1	D	35	ASP	CB-CG-OD1	6.64	124.28	118.30
1	A	115	ASP	CB-CG-OD1	6.57	124.21	118.30
1	D	32	ARG	NE-CZ-NH2	-6.55	117.02	120.30
1	D	208	ASP	CB-CG-OD1	6.52	124.17	118.30
1	C	308	ASP	CB-CG-OD1	6.52	124.17	118.30
1	A	148	ASP	CB-CG-OD2	-6.52	112.43	118.30
1	A	120	ASP	CB-CG-OD1	6.51	124.16	118.30
1	A	221	TYR	CB-CG-CD2	-6.51	117.09	121.00
1	D	367	ASP	CB-CG-OD2	-6.51	112.44	118.30
1	A	146	ASP	CB-CG-OD2	-6.50	112.45	118.30
1	D	35	ASP	CB-CG-OD2	-6.47	112.47	118.30
1	B	146	ASP	CB-CG-OD1	6.47	124.12	118.30
1	C	27	ASP	CB-CG-OD1	6.46	124.11	118.30
1	C	287	ASP	CB-CG-OD2	-6.46	112.49	118.30
1	B	27	ASP	CB-CG-OD2	-6.43	112.51	118.30
1	B	254	ASP	CB-CG-OD1	6.43	124.08	118.30
1	B	115	ASP	CB-CG-OD2	-6.42	112.53	118.30
1	B	155	ASP	CB-CG-OD2	-6.42	112.53	118.30
1	C	155	ASP	CB-CG-OD2	-6.41	112.53	118.30
1	B	308	ASP	CB-CG-OD2	-6.40	112.54	118.30
1	C	148	ASP	CB-CG-OD2	-6.40	112.54	118.30
1	D	14	ASP	CB-CG-OD2	-6.39	112.55	118.30
1	D	120	ASP	CB-CG-OD2	-6.32	112.61	118.30
1	B	120	ASP	CB-CG-OD1	6.31	123.98	118.30
1	D	177	ARG	NE-CZ-NH2	-6.28	117.16	120.30
1	A	59	ASP	CB-CG-OD2	-6.27	112.65	118.30
1	D	301	ASP	CB-CG-OD2	-6.27	112.66	118.30
1	A	164	ASP	CB-CG-OD1	6.26	123.94	118.30
1	C	367	ASP	CB-CG-OD1	6.24	123.91	118.30
1	A	69	ASP	CB-CG-OD2	-6.23	112.69	118.30
1	B	164	ASP	CB-CG-OD1	6.22	123.90	118.30
1	A	287	ASP	CB-CG-OD2	-6.22	112.70	118.30
1	A	239	ASP	CB-CG-OD1	6.21	123.89	118.30
1	D	313	ASP	CB-CG-OD2	-6.21	112.71	118.30
1	B	308	ASP	CB-CG-OD1	6.20	123.88	118.30
1	D	32	ARG	NE-CZ-NH1	6.20	123.40	120.30
1	A	367	ASP	CB-CG-OD2	-6.18	112.74	118.30
1	D	148	ASP	CB-CG-OD2	-6.17	112.75	118.30
1	C	200	ASP	CB-CG-OD1	6.16	123.84	118.30

Continued on next page...

Continued from previous page...

Mol	Chain	Res	Type	Atoms	Z	Observed(°)	Ideal(°)
1	C	69	ASP	CB-CG-OD2	-6.15	112.76	118.30
1	C	115	ASP	CB-CG-OD2	-6.14	112.77	118.30
1	A	254	ASP	CB-CG-OD2	-6.11	112.81	118.30
1	B	367	ASP	CB-CG-OD2	-6.10	112.81	118.30
1	C	14	ASP	CB-CG-OD1	6.09	123.78	118.30
1	D	148	ASP	CB-CG-OD1	6.03	123.72	118.30
1	D	313	ASP	CB-CG-OD1	6.00	123.70	118.30
1	C	301	ASP	CB-CG-OD2	-5.99	112.91	118.30
1	D	300	ARG	NE-CZ-NH1	5.99	123.30	120.30
1	D	301	ASP	CB-CG-OD1	5.99	123.69	118.30
1	A	285	ASP	CB-CG-OD1	5.98	123.68	118.30
1	D	115	ASP	CB-CG-OD2	-5.98	112.92	118.30
1	D	296	ARG	NE-CZ-NH1	5.96	123.28	120.30
1	C	84	ASP	CB-CG-OD2	-5.94	112.96	118.30
1	B	84	ASP	CB-CG-OD2	-5.93	112.97	118.30
1	B	146	ASP	CB-CG-OD2	-5.92	112.97	118.30
1	A	208	ASP	CB-CG-OD1	5.90	123.61	118.30
1	B	27	ASP	CB-CG-OD1	5.88	123.59	118.30
1	D	59	ASP	CB-CG-OD2	-5.87	113.02	118.30
1	A	69	ASP	CB-CG-OD1	5.83	123.55	118.30
1	D	69	ASP	CB-CG-OD1	5.81	123.53	118.30
1	A	308	ASP	CB-CG-OD1	5.81	123.53	118.30
1	B	313	ASP	CB-CG-OD2	-5.80	113.08	118.30
1	B	254	ASP	CB-CG-OD2	-5.80	113.08	118.30
1	C	59	ASP	CB-CG-OD2	-5.77	113.11	118.30
1	D	155	ASP	CB-CG-OD2	-5.76	113.11	118.30
1	B	148	ASP	CB-CG-OD2	-5.76	113.11	118.30
1	D	367	ASP	CB-CG-OD1	5.76	123.48	118.30
1	C	156	ARG	NE-CZ-NH2	-5.75	117.43	120.30
1	A	308	ASP	CB-CG-OD2	-5.73	113.15	118.30
1	D	239	ASP	CB-CG-OD1	5.73	123.45	118.30
1	B	285	ASP	CB-CG-OD1	5.71	123.44	118.30
1	D	84	ASP	CB-CG-OD2	-5.71	113.16	118.30
1	B	164	ASP	CB-CG-OD2	-5.70	113.17	118.30
1	A	200	ASP	CB-CG-OD1	5.67	123.41	118.30
1	A	35	ASP	CB-CG-OD1	5.65	123.39	118.30
1	B	301	ASP	CB-CG-OD1	5.65	123.38	118.30
1	C	148	ASP	CB-CG-OD1	5.65	123.38	118.30
1	A	115	ASP	CB-CG-OD2	-5.63	113.23	118.30
1	A	224	ARG	NE-CZ-NH2	-5.63	117.48	120.30
1	A	9	ARG	NE-CZ-NH1	5.63	123.11	120.30
1	A	219	ARG	NE-CZ-NH1	5.63	123.11	120.30

Continued on next page...

Continued from previous page...

Mol	Chain	Res	Type	Atoms	Z	Observed(°)	Ideal(°)
1	D	219	ARG	NE-CZ-NH2	-5.61	117.49	120.30
1	B	287	ASP	CB-CG-OD2	-5.59	113.27	118.30
1	C	313	ASP	CB-CG-OD2	-5.58	113.28	118.30
1	A	254	ASP	CB-CG-OD1	5.58	123.32	118.30
1	C	155	ASP	CB-CG-OD1	5.57	123.31	118.30
1	C	164	ASP	CB-CG-OD1	5.56	123.30	118.30
1	A	200	ASP	CB-CG-OD2	-5.52	113.33	118.30
1	D	14	ASP	CB-CG-OD1	5.52	123.27	118.30
1	B	35	ASP	CB-CG-OD2	-5.52	113.33	118.30
1	B	174	ARG	NE-CZ-NH1	5.52	123.06	120.30
1	C	298	GLU	N-CA-C	-5.51	96.12	111.00
1	D	364	ARG	NE-CZ-NH1	5.47	123.04	120.30
1	D	146	ASP	CB-CG-OD1	5.46	123.21	118.30
1	A	14	ASP	CB-CG-OD1	5.45	123.20	118.30
1	A	300	ARG	NE-CZ-NH1	5.45	123.02	120.30
1	C	164	ASP	CB-CG-OD2	-5.42	113.43	118.30
1	D	69	ASP	CB-CG-OD2	-5.41	113.43	118.30
1	A	120	ASP	CB-CG-OD2	-5.39	113.45	118.30
1	A	148	ASP	CB-CG-OD1	5.38	123.15	118.30
1	B	155	ASP	CB-CG-OD1	5.38	123.14	118.30
1	B	148	ASP	CB-CG-OD1	5.33	123.10	118.30
1	B	59	ASP	CB-CG-OD2	-5.33	113.50	118.30
1	B	219	ARG	NE-CZ-NH1	5.31	122.96	120.30
1	C	287	ASP	CB-CG-OD1	5.31	123.08	118.30
1	C	346	ARG	NE-CZ-NH1	5.27	122.94	120.30
1	C	304	ARG	NE-CZ-NH1	5.24	122.92	120.30
1	B	340	ARG	NE-CZ-NH2	-5.23	117.68	120.30
1	D	177	ARG	NE-CZ-NH1	5.22	122.91	120.30
1	C	364	ARG	NE-CZ-NH1	5.19	122.90	120.30
1	C	151	ARG	NE-CZ-NH2	-5.19	117.71	120.30
1	B	35	ASP	CB-CG-OD1	5.17	122.95	118.30
1	D	216	ARG	NE-CZ-NH1	5.17	122.89	120.30
1	C	340	ARG	NE-CZ-NH2	-5.16	117.72	120.30
1	A	155	ASP	CB-CG-OD1	5.15	122.93	118.30
1	D	300	ARG	NE-CZ-NH2	-5.12	117.74	120.30
1	D	285	ASP	CB-CG-OD1	5.11	122.90	118.30
1	C	115	ASP	CB-CG-OD1	5.10	122.89	118.30
1	C	69	ASP	CB-CG-OD1	5.10	122.89	118.30
1	A	146	ASP	CB-CG-OD1	5.09	122.88	118.30
1	C	364	ARG	NE-CZ-NH2	-5.07	117.76	120.30
1	C	227	TYR	CB-CG-CD1	-5.07	117.96	121.00
1	A	214	ARG	NE-CZ-NH1	5.05	122.83	120.30

Continued on next page...

Continued from previous page...

Mol	Chain	Res	Type	Atoms	Z	Observed(°)	Ideal(°)
1	A	155	ASP	CB-CG-OD2	-5.03	113.77	118.30

There are no chirality outliers.

There are no planarity outliers.

5.2 Close contacts ⓘ

In the following table, the Non-H and H(model) columns list the number of non-hydrogen atoms and hydrogen atoms in the chain respectively. The H(added) column lists the number of hydrogens added by MolProbity. The Clashes column lists the number of clashes within the asymmetric unit, and the number in parentheses is this value normalized per 1000 atoms of the molecule in the chain. The Symm-Clashes column gives symmetry related clashes, in the same way as for the Clashes column.

Mol	Chain	Non-H	H(model)	H(added)	Clashes	Symm-Clashes
1	A	2840	0	2782	81	0
1	B	2847	0	2791	69	0
1	C	2847	0	2791	59	0
1	D	2840	0	2782	64	0
2	A	2	0	0	0	0
2	B	2	0	0	0	0
2	C	2	0	0	0	0
2	D	2	0	0	0	0
3	A	1	0	0	0	0
3	C	1	0	0	0	0
4	A	28	0	33	4	0
4	B	12	0	16	1	0
4	C	20	0	21	3	0
4	D	24	0	26	5	0
5	A	342	0	0	5	0
5	B	302	0	0	7	0
5	C	330	0	0	8	0
5	D	301	0	0	3	0
All	All	12743	0	11242	243	0

Clashscore is defined as the number of clashes calculated for the entry per 1000 atoms (including hydrogens) of the entry. The overall clashscore for this entry is 11.

All (243) close contacts within the same asymmetric unit are listed below.

Atom-1	Atom-2	Distance(Å)	Clash(Å)
1:D:15:LEU:HB2	4:D:1310:EDO:H11	1.38	1.05

Continued on next page...

Continued from previous page...

Atom-1	Atom-2	Distance(Å)	Clash(Å)
1:C:68:MET:HE3	1:D:234:THR:HA	1.54	0.89
1:C:299:ARG:HG2	1:C:299:ARG:HH11	1.39	0.87
1:B:306:HIS:CD2	1:B:372:TRP:HB2	2.21	0.77
1:A:315:LEU:HD22	1:B:226:LYS:HE2	1.68	0.76
1:D:129:THR:HB	1:D:130:PRO:HD2	1.67	0.75
1:C:68:MET:CE	1:D:234:THR:HA	2.16	0.75
1:B:129:THR:HB	1:B:130:PRO:HD2	1.69	0.74
1:C:333:PRO:HG2	1:C:338:LEU:HD11	1.70	0.74
1:B:346:ARG:HD2	5:B:1540:HOH:O	1.87	0.73
1:A:129:THR:HB	1:A:130:PRO:HD2	1.71	0.73
1:C:299:ARG:HA	5:C:1554:HOH:O	1.91	0.70
1:B:370:ARG:O	1:B:374:GLU:HG3	1.90	0.70
1:B:147:MET:O	1:B:151:ARG:HG3	1.90	0.70
1:C:358:GLU:HB3	1:C:360:PRO:HD2	1.73	0.70
1:B:138:VAL:HG22	1:B:164:ASP:HB3	1.74	0.70
1:B:51:GLU:OE1	1:B:247:ARG:HD2	1.92	0.70
1:A:172:ARG:HB2	1:A:287:ASP:HB2	1.73	0.70
1:B:25:GLU:HG3	5:B:1342:HOH:O	1.91	0.70
1:C:300:ARG:HD3	1:C:348:VAL:O	1.91	0.69
1:B:224:ARG:HD2	1:B:230:GLU:OE1	1.91	0.69
1:C:299:ARG:NH1	1:C:299:ARG:HG2	2.02	0.69
1:A:68:MET:HE3	1:B:234:THR:HA	1.74	0.69
1:A:8:PRO:HD2	5:A:1595:HOH:O	1.94	0.68
1:D:15:LEU:CB	4:D:1310:EDO:H11	2.20	0.66
1:A:38:ARG:NH1	5:A:1483:HOH:O	2.29	0.66
1:A:234:THR:HA	1:B:68:MET:HE3	1.78	0.65
1:A:371:GLU:O	1:A:375:ARG:HG3	1.96	0.65
1:C:138:VAL:HG22	1:C:164:ASP:HB3	1.79	0.65
1:C:310:ARG:HH21	1:C:375:ARG:HH12	1.42	0.65
1:C:174:ARG:HG2	1:C:285:ASP:HB3	1.78	0.65
1:C:129:THR:HB	1:C:130:PRO:HD2	1.79	0.65
1:C:72:GLN:NE2	5:C:1626:HOH:O	2.28	0.64
1:C:76:ARG:HG2	5:C:1600:HOH:O	1.98	0.64
1:D:333:PRO:HG2	1:D:338:LEU:HD11	1.80	0.63
1:D:343:SER:O	1:D:347:GLN:HG3	1.98	0.63
1:B:299:ARG:NH2	1:B:302:GLU:OE1	2.30	0.62
1:A:234:THR:HA	1:B:68:MET:CE	2.29	0.62
1:D:359:ARG:HB3	1:D:360:PRO:HD3	1.81	0.61
1:A:84:ASP:HB3	1:A:133:ARG:HG3	1.82	0.61
1:B:125:GLU:OE1	1:B:156:ARG:NH1	2.34	0.61
1:B:169:HIS:CD2	1:B:169:HIS:H	2.19	0.60
1:B:48:PHE:N	1:B:247:ARG:HD3	2.16	0.60

Continued on next page...

Continued from previous page...

Atom-1	Atom-2	Distance(Å)	Clash(Å)
1:D:176:ARG:HH11	1:D:176:ARG:HG2	1.67	0.60
1:A:321:PRO:HG2	1:A:324:LEU:HD12	1.85	0.59
1:C:226:LYS:HD3	1:C:227:TYR:CE2	2.37	0.59
1:C:21:GLU:OE1	1:C:356:HIS:NE2	2.35	0.58
1:C:131:ARG:HH11	1:C:131:ARG:HG2	1.68	0.58
1:D:176:ARG:HB3	1:D:176:ARG:CZ	2.32	0.58
1:D:229:HIS:HD2	5:D:1323:HOH:O	1.86	0.58
1:A:152:GLU:OE2	1:A:156:ARG:NH2	2.37	0.57
1:A:315:LEU:CD2	1:B:226:LYS:HE2	2.34	0.57
1:D:89:PRO:HA	1:D:119:LEU:CD1	2.35	0.57
1:A:68:MET:CE	1:B:234:THR:HA	2.34	0.56
1:B:328:TYR:O	1:B:329:ALA:C	2.43	0.56
1:A:119:LEU:HD22	1:A:137:PRO:HA	1.87	0.56
1:C:332:ALA:HB1	1:C:333:PRO:HD2	1.87	0.56
1:A:51:GLU:OE1	1:A:247:ARG:HD2	2.05	0.56
1:B:153:LEU:O	1:B:157:HIS:HD2	1.89	0.56
1:D:368:ALA:HA	1:D:371:GLU:HG2	1.88	0.56
1:B:229:HIS:HD2	5:B:1317:HOH:O	1.88	0.56
1:A:129:THR:HB	1:A:130:PRO:CD	2.35	0.55
1:D:114:GLU:HB3	1:D:340:ARG:NH2	2.21	0.55
1:D:172:ARG:NH2	4:D:1311:EDO:O1	2.31	0.55
1:A:60:HIS:NE2	1:C:225:GLN:OE1	2.32	0.55
1:A:225:GLN:OE1	1:C:60:HIS:NE2	2.30	0.55
1:A:213:GLU:HG2	5:C:1419:HOH:O	2.08	0.54
1:A:138:VAL:HG22	1:A:164:ASP:HB3	1.89	0.54
1:C:327:ALA:O	1:D:232:LYS:NZ	2.39	0.54
1:A:359:ARG:O	1:A:363:LEU:HG	2.08	0.54
1:D:176:ARG:HH11	1:D:176:ARG:CG	2.21	0.53
1:A:283:ALA:HB1	1:A:284:PRO:HD2	1.90	0.53
1:D:225:GLN:HG2	1:D:228:SER:HB3	1.91	0.53
1:A:372:TRP:HA	1:A:375:ARG:HG3	1.90	0.53
1:A:333:PRO:HG2	1:A:338:LEU:HD11	1.91	0.53
1:C:227:TYR:HB3	1:D:319:PRO:HG2	1.91	0.53
1:C:129:THR:HB	1:C:130:PRO:CD	2.39	0.52
1:D:129:THR:HB	1:D:130:PRO:CD	2.36	0.52
1:B:216:ARG:NH1	5:B:1600:HOH:O	2.37	0.52
1:B:84:ASP:HB3	1:B:133:ARG:HG3	1.91	0.52
1:A:316:THR:HG23	1:A:348:VAL:O	2.09	0.52
1:A:241:MET:CE	1:B:241:MET:HE1	2.39	0.52
1:A:216:ARG:HD3	5:A:1394:HOH:O	2.10	0.52
1:D:89:PRO:HA	1:D:119:LEU:HD11	1.90	0.52
1:A:93:TYR:HB2	1:A:318:TYR:CZ	2.45	0.52

Continued on next page...

Continued from previous page...

Atom-1	Atom-2	Distance(Å)	Clash(Å)
1:D:87:ILE:HG23	1:D:110:VAL:HG23	1.91	0.52
1:C:152:GLU:O	1:C:156:ARG:HG2	2.10	0.52
1:C:76:ARG:HD2	5:C:1364:HOH:O	2.09	0.51
1:C:29:ALA:HB2	1:C:248:ILE:HD11	1.92	0.51
1:D:329:ALA:HA	5:D:1458:HOH:O	2.10	0.51
1:C:299:ARG:HH11	1:C:299:ARG:CG	2.17	0.51
1:A:241:MET:HE3	1:B:241:MET:HE1	1.93	0.51
1:A:216:ARG:HB2	1:A:216:ARG:HH11	1.76	0.50
1:A:16:LYS:HE3	1:B:35:ASP:HA	1.93	0.50
1:C:169:HIS:H	1:C:169:HIS:CD2	2.29	0.50
1:A:221:TYR:CE2	1:B:68:MET:HE2	2.46	0.50
1:C:216:ARG:HD3	5:C:1421:HOH:O	2.10	0.50
1:A:68:MET:HE2	1:B:221:TYR:CE2	2.47	0.50
1:A:221:TYR:CE2	1:B:95:ALA:HB2	2.46	0.50
1:A:359:ARG:HB3	1:A:360:PRO:HD3	1.94	0.50
1:B:284:PRO:O	1:B:285:ASP:HB2	2.12	0.50
1:B:307:LEU:HD12	1:B:314:THR:HG21	1.93	0.50
1:D:298:GLU:O	1:D:299:ARG:HB2	2.10	0.50
1:C:227:TYR:CD1	1:D:319:PRO:HG3	2.47	0.50
1:B:48:PHE:CA	1:B:247:ARG:HD3	2.42	0.49
1:C:298:GLU:HG2	1:C:347:GLN:HE21	1.78	0.49
1:C:300:ARG:HG2	1:C:300:ARG:O	2.01	0.49
1:A:220:ASN:O	1:A:221:TYR:HB2	2.12	0.49
1:D:220:ASN:O	1:D:221:TYR:HB2	2.12	0.49
1:A:226:LYS:O	1:A:227:TYR:HB2	2.13	0.48
1:A:229:HIS:HE1	4:A:1304:EDO:O2	1.96	0.48
1:C:193:LLP:OP3	1:D:221:TYR:OH	2.30	0.48
1:B:21:GLU:OE1	1:B:356:HIS:NE2	2.41	0.48
1:D:15:LEU:H	4:D:1310:EDO:C2	2.27	0.48
1:D:129:THR:CB	1:D:130:PRO:HD2	2.42	0.48
1:B:220:ASN:O	1:B:221:TYR:HB2	2.14	0.48
1:D:306:HIS:O	1:D:310:ARG:HG2	2.14	0.48
1:A:332:ALA:HB1	1:A:333:PRO:HD2	1.96	0.48
1:A:21:GLU:O	1:A:22:LEU:HD23	2.13	0.48
1:A:358:GLU:O	1:A:361:GLN:HB2	2.14	0.47
1:D:133:ARG:HD3	1:D:133:ARG:HA	1.50	0.47
1:A:154:ALA:HB2	1:A:161:ILE:HD11	1.95	0.47
1:A:128:ILE:HD13	1:A:159:LEU:HD11	1.96	0.47
1:D:358:GLU:HB3	1:D:360:PRO:HD2	1.97	0.47
1:D:89:PRO:HB3	1:D:119:LEU:HD13	1.96	0.47
1:B:328:TYR:O	1:B:330:GLY:N	2.48	0.47
1:A:241:MET:CE	1:B:242:GLN:NE2	2.78	0.47

Continued on next page...

Continued from previous page...

Atom-1	Atom-2	Distance(Å)	Clash(Å)
1:D:243:ALA:O	1:D:247:ARG:HG3	2.14	0.47
1:A:8:PRO:O	1:A:364:ARG:NH1	2.32	0.47
1:D:361:GLN:O	1:D:365:VAL:HG23	2.15	0.47
1:A:241:MET:HE1	1:B:242:GLN:NE2	2.29	0.47
1:D:9:ARG:NH2	1:D:308:ASP:OD1	2.48	0.47
1:A:193:LLP:OP3	1:B:221:TYR:OH	2.29	0.47
1:A:221:TYR:CE2	1:B:68:MET:CE	2.97	0.47
1:A:227:TYR:H	4:A:1304:EDO:C1	2.27	0.46
1:C:227:TYR:CE2	4:C:1309:EDO:H11	2.50	0.46
1:A:193:LLP:O3	1:A:193:LLP:NZ	2.48	0.46
1:B:208:ASP:HA	1:B:209:PRO:HD3	1.82	0.46
1:A:97:TRP:CD2	1:A:322:VAL:HG11	2.50	0.46
1:A:135:LEU:HB2	1:A:161:ILE:HG12	1.97	0.46
1:B:359:ARG:N	1:B:360:PRO:HD2	2.29	0.46
1:D:92:THR:OG1	1:D:93:TYR:N	2.48	0.46
1:C:148:ASP:HB2	1:C:174:ARG:NH1	2.30	0.46
1:C:226:LYS:HG3	1:C:227:TYR:N	2.30	0.46
1:A:237:ARG:NH2	1:B:200:ASP:OD1	2.42	0.46
1:B:226:LYS:HE3	4:B:1304:EDO:O1	2.15	0.46
1:B:217:MET:HE3	1:B:224:ARG:HG2	1.96	0.46
1:A:68:MET:CE	1:B:221:TYR:CE2	2.99	0.46
1:A:229:HIS:HD2	5:A:1548:HOH:O	1.99	0.46
1:B:359:ARG:HB3	1:B:360:PRO:HD3	1.97	0.46
1:A:153:LEU:HD12	1:A:153:LEU:HA	1.80	0.46
1:D:97:TRP:CD2	1:D:322:VAL:HG11	2.50	0.46
1:A:89:PRO:HB3	1:A:119:LEU:HD13	1.97	0.45
1:B:153:LEU:CD1	1:B:156:ARG:NH1	2.80	0.45
1:B:361:GLN:HG3	5:B:1444:HOH:O	2.15	0.45
1:B:9:ARG:NH1	1:B:311:GLY:HA2	2.32	0.45
1:D:138:VAL:HG22	1:D:164:ASP:HB3	1.98	0.45
1:C:28:ALA:HA	4:C:1308:EDO:O1	2.16	0.45
1:D:371:GLU:O	1:D:375:ARG:HB2	2.16	0.45
1:C:376:VAL:HG21	5:C:1619:HOH:O	2.16	0.45
1:A:122:LEU:HD12	1:A:122:LEU:HA	1.77	0.45
1:A:282:THR:HG23	1:A:288:PRO:HG3	1.99	0.45
1:D:111:GLU:HB3	1:D:112:PRO:HD2	1.99	0.45
1:D:153:LEU:HD13	5:D:1522:HOH:O	2.16	0.45
1:A:302:GLU:HG3	5:A:1573:HOH:O	2.16	0.45
1:C:68:MET:CE	1:D:221:TYR:CE2	2.99	0.45
1:B:333:PRO:HG2	1:B:338:LEU:HD11	1.99	0.45
1:D:332:ALA:HB1	1:D:333:PRO:HD2	1.98	0.45
1:D:88:VAL:O	1:D:109:PRO:HA	2.17	0.45

Continued on next page...

Continued from previous page...

Atom-1	Atom-2	Distance(Å)	Clash(Å)
1:B:222:GLY:HA3	1:B:231:THR:O	2.17	0.45
1:B:299:ARG:HA	5:B:1586:HOH:O	2.18	0.44
1:D:193:LLP:NZ	1:D:193:LLP:O3	2.49	0.44
1:B:9:ARG:HB3	1:B:311:GLY:O	2.17	0.44
1:C:300:ARG:HG3	1:C:349:LEU:HB2	2.00	0.43
1:A:333:PRO:HB2	1:A:337:SER:OG	2.17	0.43
1:B:30:ILE:O	1:B:34:LEU:HG	2.18	0.43
1:C:78:LEU:HB2	1:C:80:ILE:HD12	1.99	0.43
1:B:359:ARG:N	1:B:360:PRO:CD	2.82	0.43
1:A:291:HIS:CD2	1:A:292:LEU:HG	2.53	0.43
1:A:194:ASN:OD1	1:A:291:HIS:HA	2.18	0.43
1:C:33:VAL:HG22	1:C:44:GLU:HG3	2.00	0.43
1:D:208:ASP:HA	1:D:209:PRO:HD2	1.89	0.43
1:C:243:ALA:O	1:C:247:ARG:HG3	2.18	0.43
1:A:363:LEU:HA	1:A:363:LEU:HD23	1.84	0.43
1:A:334:PRO:O	1:A:335:GLU:C	2.55	0.43
1:C:307:LEU:HD12	1:C:314:THR:HG21	2.00	0.43
1:C:321:PRO:HB2	1:C:323:HIS:CE1	2.53	0.43
1:C:72:GLN:HG3	1:C:103:THR:HG22	2.01	0.43
1:D:371:GLU:HG3	1:D:372:TRP:N	2.34	0.43
1:A:357:LEU:HD11	1:A:361:GLN:HB3	2.01	0.43
1:B:234:THR:OG1	1:B:235:ASN:N	2.52	0.43
1:C:321:PRO:HG2	1:C:324:LEU:HD12	2.00	0.43
1:B:129:THR:HB	1:B:130:PRO:CD	2.41	0.42
1:D:89:PRO:CB	1:D:119:LEU:HD13	2.49	0.42
1:C:310:ARG:NH2	1:C:375:ARG:HH12	2.12	0.42
1:A:193:LLP:OP4	1:A:193:LLP:H4'2	2.18	0.42
1:D:176:ARG:NH1	1:D:176:ARG:CG	2.80	0.42
1:D:283:ALA:HB1	1:D:284:PRO:HD2	2.01	0.42
1:A:366:ILE:O	1:A:370:ARG:HB2	2.20	0.42
1:A:84:ASP:CB	1:A:133:ARG:HG3	2.47	0.42
1:A:144:PRO:HB3	1:A:178:ILE:HD11	2.01	0.42
1:A:363:LEU:HD23	1:A:366:ILE:HD12	2.01	0.42
1:A:193:LLP:OP2	4:A:1305:EDO:O2	2.38	0.42
1:B:124:VAL:HB	1:B:153:LEU:HD21	2.02	0.42
1:D:142:GLY:HA2	1:D:167:GLN:O	2.20	0.42
1:C:126:LYS:HE2	1:C:126:LYS:HB3	1.83	0.42
1:D:191:PRO:O	4:D:1308:EDO:H21	2.20	0.42
1:D:183:SER:O	1:D:206:THR:HA	2.19	0.41
1:A:241:MET:CE	1:B:242:GLN:HE22	2.32	0.41
1:D:78:LEU:HA	1:D:78:LEU:HD23	1.88	0.41
1:C:221:TYR:OH	1:D:193:LLP:OP3	2.37	0.41

Continued on next page...

Continued from previous page...

Atom-1	Atom-2	Distance(Å)	Clash(Å)
1:B:310:ARG:HD2	1:B:371:GLU:OE2	2.20	0.41
1:D:321:PRO:HB2	1:D:323:HIS:CE1	2.55	0.41
1:A:151:ARG:HD2	1:A:151:ARG:HH11	1.75	0.41
1:C:300:ARG:HH11	1:C:300:ARG:HD3	1.51	0.41
1:B:298:GLU:HA	1:B:298:GLU:OE1	2.21	0.41
1:A:55:TYR:O	4:A:1301:EDO:O2	2.39	0.41
1:D:22:LEU:HD13	1:D:248:ILE:HG22	2.01	0.41
1:D:171:ALA:HB2	1:D:289:VAL:HG22	2.01	0.41
1:C:227:TYR:CD2	4:C:1309:EDO:H11	2.56	0.41
1:D:323:HIS:CE1	1:D:342:GLU:HG3	2.56	0.41
1:C:291:HIS:CD2	1:C:292:LEU:HG	2.56	0.41
1:B:226:LYS:O	1:B:227:TYR:HB2	2.21	0.41
1:B:190:TYR:CD1	1:B:191:PRO:HD2	2.55	0.41
1:D:87:ILE:HG23	1:D:110:VAL:CG2	2.50	0.41
1:B:298:GLU:O	1:B:299:ARG:HB2	2.21	0.41
1:C:88:VAL:O	1:C:109:PRO:HA	2.21	0.41
1:D:226:LYS:O	1:D:227:TYR:HB2	2.20	0.41
1:A:126:LYS:HB3	1:A:126:LYS:HE3	1.71	0.41
1:B:173:TYR:CE2	1:B:174:ARG:HG3	2.55	0.41
1:A:190:TYR:CD1	1:A:191:PRO:HD2	2.56	0.41
1:B:252:HIS:HD2	5:B:1461:HOH:O	2.03	0.41
1:B:172:ARG:HA	1:B:176:ARG:O	2.20	0.41
1:A:241:MET:HB3	1:A:241:MET:HE3	1.74	0.40
1:D:126:LYS:HB3	1:D:126:LYS:HE2	1.47	0.40
1:C:97:TRP:CD2	1:C:322:VAL:HG11	2.55	0.40
1:C:142:GLY:HA2	1:C:167:GLN:O	2.21	0.40
1:A:58:THR:HG21	1:A:205:VAL:HB	2.04	0.40
1:C:226:LYS:HG3	1:C:227:TYR:CD2	2.55	0.40
1:C:131:ARG:NH1	1:C:131:ARG:HG2	2.33	0.40
1:A:241:MET:CE	1:B:241:MET:CE	2.99	0.40
1:C:216:ARG:NH2	5:C:1611:HOH:O	2.39	0.40
1:D:48:PHE:CE1	1:D:246:LEU:HB3	2.57	0.40

There are no symmetry-related clashes.

5.3 Torsion angles

5.3.1 Protein backbone ⓘ

In the following table, the Percentiles column shows the percent Ramachandran outliers of the chain as a percentile score with respect to all X-ray entries followed by that with respect to entries

of similar resolution. The Analysed column shows the number of residues for which the backbone conformation was analysed, and the total number of residues.

Mol	Chain	Analysed	Favoured	Allowed	Outliers	Percentiles	
1	A	365/399 (92%)	350 (96%)	15 (4%)	0	100	100
1	B	366/399 (92%)	351 (96%)	14 (4%)	1 (0%)	50	39
1	C	366/399 (92%)	347 (95%)	18 (5%)	1 (0%)	50	39
1	D	365/399 (92%)	351 (96%)	13 (4%)	1 (0%)	50	39
All	All	1462/1596 (92%)	1399 (96%)	60 (4%)	3 (0%)	56	47

All (3) Ramachandran outliers are listed below:

Mol	Chain	Res	Type
1	B	329	ALA
1	D	299	ARG
1	C	117	PRO

5.3.2 Protein sidechains ⓘ

In the following table, the Percentiles column shows the percent sidechain outliers of the chain as a percentile score with respect to all X-ray entries followed by that with respect to entries of similar resolution. The Analysed column shows the number of residues for which the sidechain conformation was analysed, and the total number of residues.

Mol	Chain	Analysed	Rotameric	Outliers	Percentiles	
1	A	287/314 (91%)	274 (96%)	13 (4%)	38	28
1	B	288/314 (92%)	277 (96%)	11 (4%)	44	36
1	C	288/314 (92%)	282 (98%)	6 (2%)	66	62
1	D	287/314 (91%)	273 (95%)	14 (5%)	35	25
All	All	1150/1256 (92%)	1106 (96%)	44 (4%)	44	36

All (44) residues with a non-rotameric sidechain are listed below:

Mol	Chain	Res	Type
1	A	122	LEU
1	A	126	LYS
1	A	153	LEU
1	A	156	ARG
1	A	174	ARG
1	A	241	MET

Continued on next page...

Continued from previous page...

Mol	Chain	Res	Type
1	A	255	SER
1	A	285	ASP
1	A	299	ARG
1	A	305	SER
1	A	331	GLU
1	A	344	PHE
1	A	346	ARG
1	B	35	ASP
1	B	38	ARG
1	B	152	GLU
1	B	156	ARG
1	B	174	ARG
1	B	224	ARG
1	B	284	PRO
1	B	300	ARG
1	B	305	SER
1	B	331	GLU
1	B	350	SER
1	C	25	GLU
1	C	38	ARG
1	C	68	MET
1	C	241	MET
1	C	299	ARG
1	C	358	GLU
1	D	38	ARG
1	D	68	MET
1	D	121	PRO
1	D	126	LYS
1	D	133	ARG
1	D	153	LEU
1	D	176	ARG
1	D	225	GLN
1	D	226	LYS
1	D	285	ASP
1	D	344	PHE
1	D	346	ARG
1	D	348	VAL
1	D	359	ARG

Some sidechains can be flipped to improve hydrogen bonding and reduce clashes. All (12) such sidechains are listed below:

Mol	Chain	Res	Type
1	A	72	GLN
1	A	157	HIS
1	A	229	HIS
1	B	72	GLN
1	B	157	HIS
1	B	169	HIS
1	B	229	HIS
1	C	169	HIS
1	C	306	HIS
1	D	72	GLN
1	D	157	HIS
1	D	229	HIS

5.3.3 RNA ⓘ

There are no RNA chains in this entry.

5.4 Non-standard residues in protein, DNA, RNA chains ⓘ

4 non-standard protein/DNA/RNA residues are modelled in this entry.

In the following table, the Counts columns list the number of bonds (or angles) for which Mogul statistics could be retrieved, the number of bonds (or angles) that are observed in the model and the number of bonds (or angles) that are defined in the chemical component dictionary. The Link column lists molecule types, if any, to which the group is linked. The Z score for a bond length (or angle) is the number of standard deviations the observed value is removed from the expected value. A bond length (or angle) with $|Z| > 2$ is considered an outlier worth inspection. RMSZ is the root-mean-square of all Z scores of the bond lengths (or angles).

Mol	Type	Chain	Res	Link	Bond lengths			Bond angles		
					Counts	RMSZ	# Z > 2	Counts	RMSZ	# Z > 2
1	LLP	A	193	1	24,24,25	3.70	4 (16%)	30,32,34	1.50	5 (16%)
1	LLP	B	193	1	24,24,25	3.67	6 (25%)	30,32,34	1.30	4 (13%)
1	LLP	C	193	1	24,24,25	3.76	4 (16%)	30,32,34	1.39	4 (13%)
1	LLP	D	193	1	24,24,25	3.89	4 (16%)	30,32,34	1.65	5 (16%)

In the following table, the Chirals column lists the number of chiral outliers, the number of chiral centers analysed, the number of these observed in the model and the number defined in the chemical component dictionary. Similar counts are reported in the Torsion and Rings columns. '-' means no outliers of that kind were identified.

Mol	Type	Chain	Res	Link	Chirals	Torsions	Rings
1	LLP	A	193	1	-	0/15/17/19	0/1/1/1
1	LLP	B	193	1	-	0/15/17/19	0/1/1/1
1	LLP	C	193	1	-	0/15/17/19	0/1/1/1
1	LLP	D	193	1	-	0/15/17/19	0/1/1/1

All (18) bond length outliers are listed below:

Mol	Chain	Res	Type	Atoms	Z	Observed(Å)	Ideal(Å)
1	D	193	LLP	O-C	18.06	1.23	1.11
1	C	193	LLP	O-C	17.40	1.23	1.11
1	A	193	LLP	O-C	17.11	1.23	1.11
1	B	193	LLP	O-C	16.39	1.22	1.11
1	B	193	LLP	C4'-C4	-3.80	1.47	1.51
1	A	193	LLP	C4'-C4	-3.63	1.47	1.51
1	D	193	LLP	C4'-C4	-3.52	1.47	1.51
1	B	193	LLP	C3-C2	-3.48	1.38	1.40
1	C	193	LLP	C4'-C4	-3.05	1.48	1.51
1	C	193	LLP	CA-C	2.79	1.53	1.48
1	D	193	LLP	P-OP1	2.77	1.60	1.51
1	B	193	LLP	CA-C	2.69	1.53	1.48
1	A	193	LLP	P-OP1	2.54	1.59	1.51
1	A	193	LLP	CA-C	2.41	1.52	1.48
1	C	193	LLP	P-OP1	2.36	1.59	1.51
1	D	193	LLP	CA-C	2.30	1.52	1.48
1	B	193	LLP	P-OP1	2.30	1.58	1.51
1	B	193	LLP	CB-CA	-2.02	1.51	1.53

All (18) bond angle outliers are listed below:

Mol	Chain	Res	Type	Atoms	Z	Observed(°)	Ideal(°)
1	D	193	LLP	C-CA-N	-4.75	109.08	113.83
1	D	193	LLP	C4-C4'-NZ	4.25	119.43	111.52
1	A	193	LLP	P-OP4-C5'	-4.11	106.41	121.22
1	B	193	LLP	P-OP4-C5'	-3.91	107.13	121.22
1	C	193	LLP	P-OP4-C5'	-3.67	108.00	121.22
1	D	193	LLP	P-OP4-C5'	-3.66	108.01	121.22
1	A	193	LLP	C4'-C4-C5	3.57	122.98	119.70
1	C	193	LLP	C4-C4'-NZ	3.13	117.34	111.52
1	A	193	LLP	C4-C4'-NZ	2.90	116.93	111.52
1	D	193	LLP	C4'-C4-C5	2.78	122.25	119.70
1	C	193	LLP	C4'-NZ-CE	2.65	123.22	113.47
1	A	193	LLP	C-CA-N	-2.63	111.20	113.83
1	B	193	LLP	C4'-C4-C5	2.57	122.06	119.70

Continued on next page...

Continued from previous page...

Mol	Chain	Res	Type	Atoms	Z	Observed(°)	Ideal(°)
1	B	193	LLP	C4'-NZ-CE	2.46	122.52	113.47
1	A	193	LLP	C4'-NZ-CE	2.37	122.18	113.47
1	C	193	LLP	C4'-C4-C5	2.33	121.84	119.70
1	B	193	LLP	C4-C4'-NZ	2.32	115.84	111.52
1	D	193	LLP	O3-C3-C2	2.02	121.19	117.61

There are no chirality outliers.

There are no torsion outliers.

There are no ring outliers.

5.5 Carbohydrates

There are no carbohydrates in this entry.

5.6 Ligand geometry

Of 31 ligands modelled in this entry, 10 are monoatomic - leaving 21 for Mogul analysis.

In the following table, the Counts columns list the number of bonds (or angles) for which Mogul statistics could be retrieved, the number of bonds (or angles) that are observed in the model and the number of bonds (or angles) that are defined in the chemical component dictionary. The Link column lists molecule types, if any, to which the group is linked. The Z score for a bond length (or angle) is the number of standard deviations the observed value is removed from the expected value. A bond length (or angle) with $|Z| > 2$ is considered an outlier worth inspection. RMSZ is the root-mean-square of all Z scores of the bond lengths (or angles).

Mol	Type	Chain	Res	Link	Bond lengths			Bond angles		
					Counts	RMSZ	$\# Z > 2$	Counts	RMSZ	$\# Z > 2$
4	EDO	A	1300	-	3,3,3	1.08	0	2,2,2	0.47	0
4	EDO	A	1301	-	3,3,3	1.24	0	2,2,2	0.28	0
4	EDO	A	1302	-	3,3,3	1.16	0	2,2,2	0.47	0
4	EDO	A	1303	-	3,3,3	1.15	0	2,2,2	0.45	0
4	EDO	A	1304	-	3,3,3	1.15	0	2,2,2	0.39	0
4	EDO	A	1305	-	3,3,3	1.08	0	2,2,2	0.42	0
4	EDO	A	1306	-	3,3,3	1.10	0	2,2,2	0.48	0
4	EDO	B	1302	-	3,3,3	1.11	0	2,2,2	0.43	0
4	EDO	B	1303	-	3,3,3	1.13	0	2,2,2	0.43	0
4	EDO	B	1304	-	3,3,3	1.07	0	2,2,2	0.45	0
4	EDO	C	1305	-	3,3,3	1.18	0	2,2,2	0.45	0
4	EDO	C	1306	-	3,3,3	1.15	0	2,2,2	0.44	0
4	EDO	C	1307	-	3,3,3	1.15	0	2,2,2	0.41	0

Mol	Type	Chain	Res	Link	Bond lengths			Bond angles		
					Counts	RMSZ	# Z > 2	Counts	RMSZ	# Z > 2
4	EDO	C	1308	-	3,3,3	1.21	0	2,2,2	0.49	0
4	EDO	C	1309	-	3,3,3	1.14	0	2,2,2	0.54	0
4	EDO	D	1307	-	3,3,3	1.11	0	2,2,2	0.53	0
4	EDO	D	1308	-	3,3,3	1.13	0	2,2,2	0.35	0
4	EDO	D	1309	-	3,3,3	1.11	0	2,2,2	0.58	0
4	EDO	D	1310	-	3,3,3	1.10	0	2,2,2	0.45	0
4	EDO	D	1311	-	3,3,3	1.25	0	2,2,2	0.34	0
4	EDO	D	1312	-	3,3,3	1.14	0	2,2,2	0.42	0

In the following table, the Chirals column lists the number of chiral outliers, the number of chiral centers analysed, the number of these observed in the model and the number defined in the chemical component dictionary. Similar counts are reported in the Torsion and Rings columns. '-' means no outliers of that kind were identified.

Mol	Type	Chain	Res	Link	Chirals	Torsions	Rings
4	EDO	A	1300	-	-	0/1/1/1	0/0/0/0
4	EDO	A	1301	-	-	0/1/1/1	0/0/0/0
4	EDO	A	1302	-	-	0/1/1/1	0/0/0/0
4	EDO	A	1303	-	-	0/1/1/1	0/0/0/0
4	EDO	A	1304	-	-	0/1/1/1	0/0/0/0
4	EDO	A	1305	-	-	0/1/1/1	0/0/0/0
4	EDO	A	1306	-	-	0/1/1/1	0/0/0/0
4	EDO	B	1302	-	-	0/1/1/1	0/0/0/0
4	EDO	B	1303	-	-	0/1/1/1	0/0/0/0
4	EDO	B	1304	-	-	0/1/1/1	0/0/0/0
4	EDO	C	1305	-	-	0/1/1/1	0/0/0/0
4	EDO	C	1306	-	-	0/1/1/1	0/0/0/0
4	EDO	C	1307	-	-	0/1/1/1	0/0/0/0
4	EDO	C	1308	-	-	0/1/1/1	0/0/0/0
4	EDO	C	1309	-	-	0/1/1/1	0/0/0/0
4	EDO	D	1307	-	-	0/1/1/1	0/0/0/0
4	EDO	D	1308	-	-	0/1/1/1	0/0/0/0
4	EDO	D	1309	-	-	0/1/1/1	0/0/0/0
4	EDO	D	1310	-	-	0/1/1/1	0/0/0/0
4	EDO	D	1311	-	-	0/1/1/1	0/0/0/0
4	EDO	D	1312	-	-	0/1/1/1	0/0/0/0

There are no bond length outliers.

There are no bond angle outliers.

There are no chirality outliers.

There are no torsion outliers.

There are no ring outliers.

5.7 Other polymers ⓘ

There are no such residues in this entry.

5.8 Polymer linkage issues

There are no chain breaks in this entry.

6 Fit of model and data ⓘ

6.1 Protein, DNA and RNA chains ⓘ

In the following table, the column labelled ‘#RSRZ> 2’ contains the number (and percentage) of RSRZ outliers, followed by percent RSRZ outliers for the chain as percentile scores relative to all X-ray entries and entries of similar resolution. The OWAB column contains the minimum, median, 95th percentile and maximum values of the occupancy-weighted average B-factor per residue. The column labelled ‘Q< 0.9’ lists the number of (and percentage) of residues with an average occupancy less than 0.9.

Mol	Chain	Analysed	<RSRZ>	#RSRZ>2	OWAB(Å ²)	Q<0.9
1	A	368/399 (92%)	-0.46	1 (0%) 91 94	11, 20, 44, 81	0
1	B	369/399 (92%)	-0.50	2 (0%) 88 91	10, 20, 46, 80	0
1	C	369/399 (92%)	-0.55	4 (1%) 77 79	10, 18, 43, 77	0
1	D	368/399 (92%)	-0.45	2 (0%) 88 91	11, 21, 48, 95	0
All	All	1474/1596 (92%)	-0.49	9 (0%) 86 89	10, 20, 46, 95	0

All (9) RSRZ outliers are listed below:

Mol	Chain	Res	Type	RSRZ
1	D	375	ARG	4.8
1	C	376	VAL	4.4
1	B	376	VAL	3.8
1	B	375	ARG	3.1
1	C	375	ARG	2.9
1	D	130	PRO	2.6
1	A	375	ARG	2.4
1	C	275	PRO	2.4
1	C	156	ARG	2.3

6.2 Non-standard residues in protein, DNA, RNA chains ⓘ

In the following table, the Atoms column lists the number of modelled atoms in the group and the number defined in the chemical component dictionary. LLDF column lists the quality of electron density of the group with respect to its neighbouring residues in protein, DNA or RNA chains. The B-factors column lists the minimum, median, 95th percentile and maximum values of B factors of atoms in the group. The column labelled ‘Q< 0.9’ lists the number of atoms with occupancy less than 0.9.

Mol	Type	Chain	Res	Atoms	RSR	LLDF	B-factors(Å ²)	Q<0.9
1	LLP	C	193	24/25	0.11	0.82	5,14,21,37	0

Continued on next page...

Continued from previous page...

Mol	Type	Chain	Res	Atoms	RSR	LLDF	B-factors(\AA^2)	Q<0.9
1	LLP	D	193	24/25	0.12	0.35	8,14,22,41	0
1	LLP	A	193	24/25	0.11	0.27	10,16,26,54	0
1	LLP	B	193	24/25	0.11	0.24	5,15,22,38	0

6.3 Carbohydrates i

There are no carbohydrates in this entry.

6.4 Ligands i

In the following table, the Atoms column lists the number of modelled atoms in the group and the number defined in the chemical component dictionary. LLDF column lists the quality of electron density of the group with respect to its neighbouring residues in protein, DNA or RNA chains. The B-factors column lists the minimum, median, 95th percentile and maximum values of B factors of atoms in the group. The column labelled 'Q< 0.9' lists the number of atoms with occupancy less than 0.9.

Mol	Type	Chain	Res	Atoms	RSR	LLDF	B-factors(\AA^2)	Q<0.9
4	EDO	A	1306	4/4	0.26	20.22	43,47,100,100	0
4	EDO	D	1311	4/4	0.24	11.98	43,51,83,100	0
4	EDO	A	1300	4/4	0.19	10.49	38,39,39,43	0
4	EDO	D	1310	4/4	0.23	9.42	13,32,45,78	0
4	EDO	B	1304	4/4	0.23	8.20	51,58,64,88	0
4	EDO	C	1305	4/4	0.15	7.22	29,34,39,76	0
4	EDO	C	1307	4/4	0.17	6.24	37,45,55,67	0
4	EDO	C	1309	4/4	0.26	5.35	34,51,61,90	0
3	NA	C	1304	1/1	0.19	5.32	12,12,12,12	0
4	EDO	D	1307	4/4	0.13	4.22	25,30,32,33	0
3	NA	A	1299	1/1	0.16	3.97	14,14,14,14	0
4	EDO	D	1312	4/4	0.18	3.18	26,33,41,51	0
4	EDO	B	1302	4/4	0.12	3.13	27,36,43,45	0
4	EDO	D	1309	4/4	0.14	3.02	21,37,40,42	0
4	EDO	A	1304	4/4	0.16	2.92	26,36,56,100	0
4	EDO	A	1305	4/4	0.15	2.70	30,34,44,49	0
4	EDO	A	1302	4/4	0.12	2.59	27,34,52,54	0
4	EDO	A	1301	4/4	0.11	2.55	24,37,41,44	0
4	EDO	A	1303	4/4	0.11	2.02	21,23,28,32	0
4	EDO	C	1308	4/4	0.16	1.87	38,52,60,62	0
4	EDO	C	1306	4/4	0.10	1.22	24,31,33,43	0
4	EDO	D	1308	4/4	0.11	1.00	20,20,21,28	0

Continued on next page...

Continued from previous page...

Mol	Type	Chain	Res	Atoms	RSR	LLDF	B-factors(\AA^2)	Q<0.9
4	EDO	B	1303	4/4	0.10	0.70	22,23,28,29	0
2	CL	C	1303	1/1	0.05	-1.36	30,30,30,30	0
2	CL	A	1298	1/1	0.06	-1.45	22,22,22,22	0
2	CL	B	1301	1/1	0.06	-1.51	38,38,38,38	0
2	CL	D	1305	1/1	0.07	-1.85	27,27,27,27	0
2	CL	D	1306	1/1	0.04	-2.53	23,23,23,23	0
2	CL	A	1297	1/1	0.04	-2.89	30,30,30,30	0
2	CL	B	1300	1/1	0.04	-3.23	27,27,27,27	0
2	CL	C	1302	1/1	0.03	-3.24	23,23,23,23	0

6.5 Other polymers ⓘ

There are no such residues in this entry.