



Full wwPDB X-ray Structure Validation Report

Feb 28, 2014 – 01:51 AM GMT

PDB ID : 3PCB
Title : STRUCTURE OF PROTOCATECHUATE 3,4-DIOXYGENASE COM-
PLEXED WITH 3-HYDROXYBENZOATE
Authors : Elango, N.; Orville, A.M.; Lipscomb, J.D.; Ohlendorf, D.H.
Deposited on : 1997-04-25
Resolution : 2.19 Å(reported)

This is a full wwPDB validation report for a publicly released PDB entry.
We welcome your comments at validation@mail.wwpdb.org
A user guide is available at <http://wwpdb.org/ValidationPDFNotes.html>

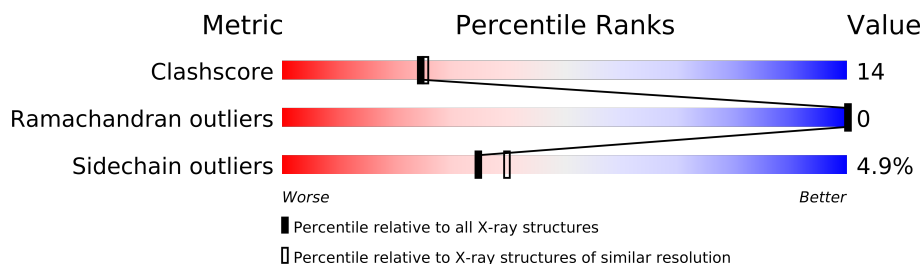
The following versions of software and data (see [references](#)) were used in the production of this report:

MolProbity : 4.02b-467
Mogul : 1.15 2013
Xtriage (Phenix) : **NOT EXECUTED**
EDS : **NOT EXECUTED**
Percentile statistics : 21963
Ideal geometry (proteins) : Engh & Huber (2001)
Ideal geometry (DNA, RNA) : Parkinson et. al. (1996)
Validation Pipeline (wwPDB-VP) : stable22683

1 Overall quality at a glance

The reported resolution of this entry is 2.19 Å.

Percentile scores (ranging between 0-100) for global validation metrics of the entry are shown in the following graphic. The table shows the number of entries on which the scores are based.



Metric	Whole archive (#Entries)	Similar resolution (#Entries, resolution range(Å))
Clashscore	79885	3751 (2.20-2.20)
Ramachandran outliers	78287	3681 (2.20-2.20)
Sidechain outliers	78261	3682 (2.20-2.20)

The table below summarises the geometric issues observed across the polymeric chains and their fit to the electron density. The red, orange, yellow and green segments on the lower bar indicate the fraction of residues that contain outliers for ≥ 3 , 2, 1 and 0 types of geometric quality criteria. The upper red bar (where present) indicates the fraction of residues that have poor fit to the electron density.

Note EDS was not executed.

Mol	Chain	Length	Quality of chain
1	A	200	
1	B	200	
1	C	200	
1	D	200	
1	E	200	
1	F	200	
2	M	238	
2	N	238	
2	O	238	
2	P	238	
2	Q	238	
2	R	238	

2 Entry composition

There are 6 unique types of molecules in this entry. The entry contains 22032 atoms, of which 0 are hydrogen and 0 are deuterium.

In the tables below, the ZeroOcc column contains the number of atoms modelled with zero occupancy, the AltConf column contains the number of residues with at least one atom in alternate conformation and the Trace column contains the number of residues modelled with at most 2 atoms.

- Molecule 1 is a protein called PROTOCATECHUATE 3,4-DIOXYGENASE.

Mol	Chain	Residues	Atoms					ZeroOcc	AltConf	Trace
1	A	200	Total	C	N	O	S	0	0	0
			1571	993	276	299	3			
1	B	200	Total	C	N	O	S	0	0	0
			1571	993	276	299	3			
1	C	200	Total	C	N	O	S	0	0	0
			1571	993	276	299	3			
1	D	200	Total	C	N	O	S	0	0	0
			1571	993	276	299	3			
1	E	200	Total	C	N	O	S	0	0	0
			1571	993	276	299	3			
1	F	200	Total	C	N	O	S	0	0	0
			1571	993	276	299	3			

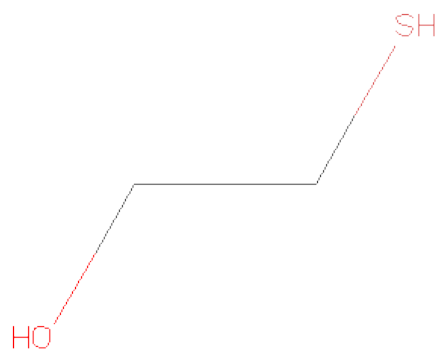
- Molecule 2 is a protein called PROTOCATECHUATE 3,4-DIOXYGENASE.

Mol	Chain	Residues	Atoms					ZeroOcc	AltConf	Trace
2	M	233	Total	C	N	O	S	0	0	0
			1840	1171	334	328	7			
2	N	233	Total	C	N	O	S	0	0	0
			1840	1171	334	328	7			
2	O	233	Total	C	N	O	S	0	0	0
			1840	1171	334	328	7			
2	P	233	Total	C	N	O	S	0	0	0
			1840	1171	334	328	7			
2	Q	233	Total	C	N	O	S	0	0	0
			1840	1171	334	328	7			
2	R	233	Total	C	N	O	S	0	0	0
			1840	1171	334	328	7			

- Molecule 3 is FE (III) ION (three-letter code: FE) (formula: Fe).

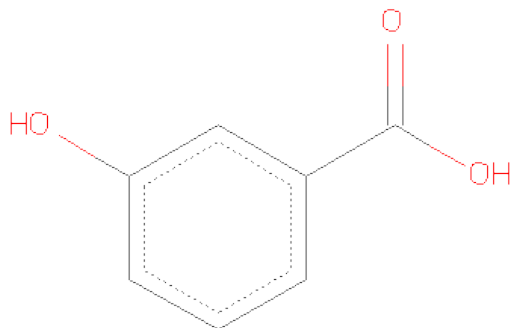
Mol	Chain	Residues	Atoms	ZeroOcc	AltConf
3	P	1	Total Fe 1 1	0	0
3	Q	1	Total Fe 1 1	0	0
3	N	1	Total Fe 1 1	0	0
3	O	1	Total Fe 1 1	0	0
3	R	1	Total Fe 1 1	0	0
3	M	1	Total Fe 1 1	0	0

- Molecule 4 is BETA-MERCAPTOETHANOL (three-letter code: BME) (formula: C₂H₆OS).



Mol	Chain	Residues	Atoms	ZeroOcc	AltConf
4	M	1	Total C O S 4 2 1 1	0	0
4	N	1	Total C O S 4 2 1 1	0	0
4	O	1	Total C O S 4 2 1 1	0	0
4	P	1	Total C O S 4 2 1 1	0	0
4	Q	1	Total C O S 4 2 1 1	0	0
4	R	1	Total C O S 4 2 1 1	0	0

- Molecule 5 is 3-HYDROXYBENZOIC ACID (three-letter code: 3HB) (formula: $C_7H_6O_3$).



Mol	Chain	Residues	Atoms			ZeroOcc	AltConf
5	M	1	Total	C	O	0	0
			10	7	3		
5	M	1	Total	C	O	0	0
			10	7	3		
5	N	1	Total	C	O	0	0
			10	7	3		
5	N	1	Total	C	O	0	0
			10	7	3		
5	O	1	Total	C	O	0	0
			10	7	3		
5	O	1	Total	C	O	0	0
			10	7	3		
5	P	1	Total	C	O	0	0
			10	7	3		
5	P	1	Total	C	O	0	0
			10	7	3		
5	Q	1	Total	C	O	0	0
			10	7	3		
5	Q	1	Total	C	O	0	0
			10	7	3		
5	R	1	Total	C	O	0	0
			10	7	3		
5	R	1	Total	C	O	0	0
			10	7	3		

- Molecule 6 is water.

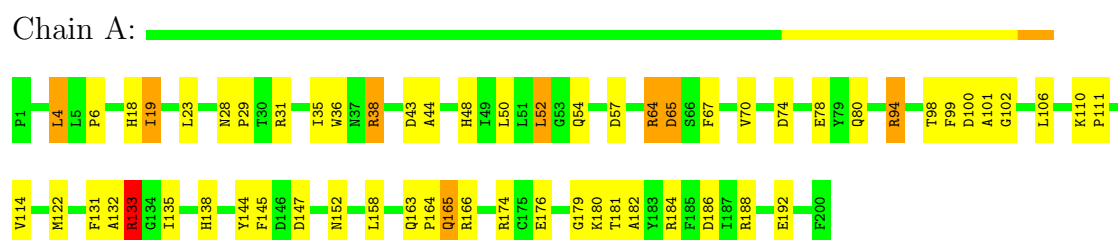
Mol	Chain	Residues	Atoms		ZeroOcc	AltConf
6	A	83	Total 83	O 83	0	0
6	B	79	Total 79	O 79	0	0
6	C	81	Total 81	O 81	0	0
6	D	81	Total 81	O 81	0	0
6	E	84	Total 84	O 84	0	0
6	F	80	Total 80	O 80	0	0
6	M	151	Total 151	O 151	0	0
6	N	161	Total 161	O 161	0	0
6	O	155	Total 155	O 155	0	0
6	P	152	Total 152	O 152	0	0
6	Q	153	Total 153	O 153	0	0
6	R	156	Total 156	O 156	0	0

3 Residue-property plots

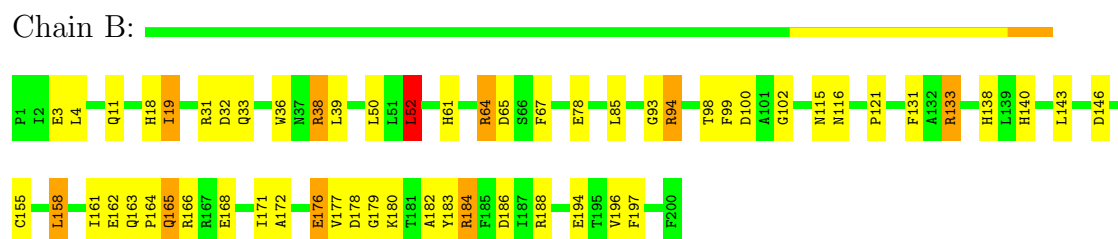
These plots are drawn for all protein, RNA and DNA chains in the entry. The first graphic for a chain summarises the proportions of errors displayed in the second graphic. The second graphic shows the sequence view annotated by issues in geometry and electron density. Residues are color-coded according to the number of geometric quality criteria for which they contain at least one outlier: green = 0, yellow = 1, orange = 2 and red = 3 or more. A red dot above a residue indicates a poor fit to the electron density ($RSRZ > 2$). Stretches of 2 or more consecutive residues without any outlier are shown as a green connector. Residues present in the sample, but not in the model, are shown in grey.

Note EDS was not executed.

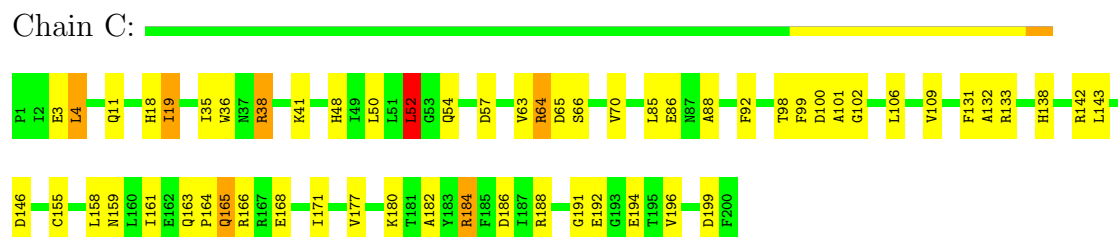
• Molecule 1: PROTOCATECHUATE 3,4-DIOXYGENASE



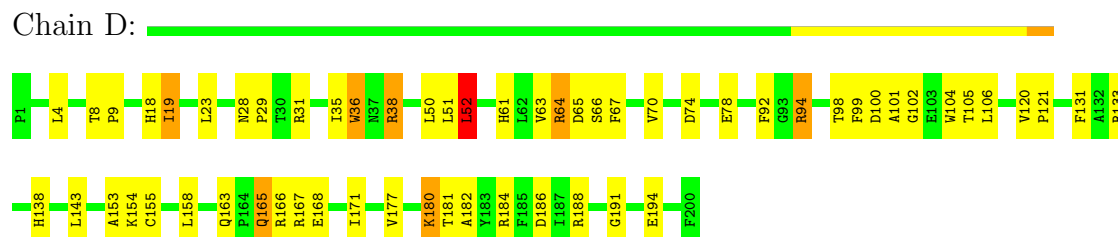
• Molecule 1: PROTOCATECHUATE 3,4-DIOXYGENASE



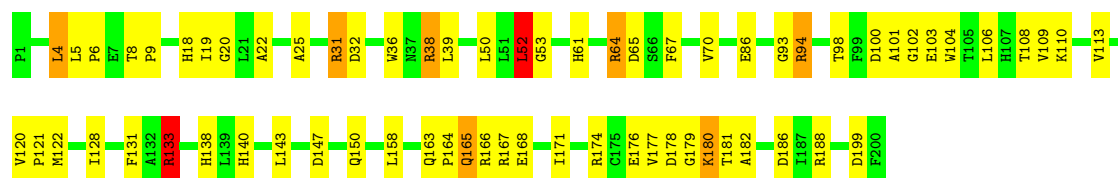
• Molecule 1: PROTOCATECHUATE 3,4-DIOXYGENASE



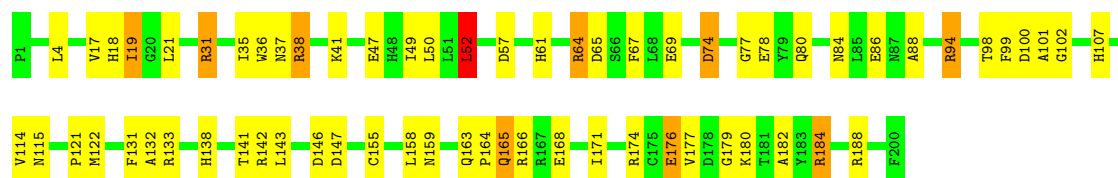
• Molecule 1: PROTOCATECHUATE 3,4-DIOXYGENASE



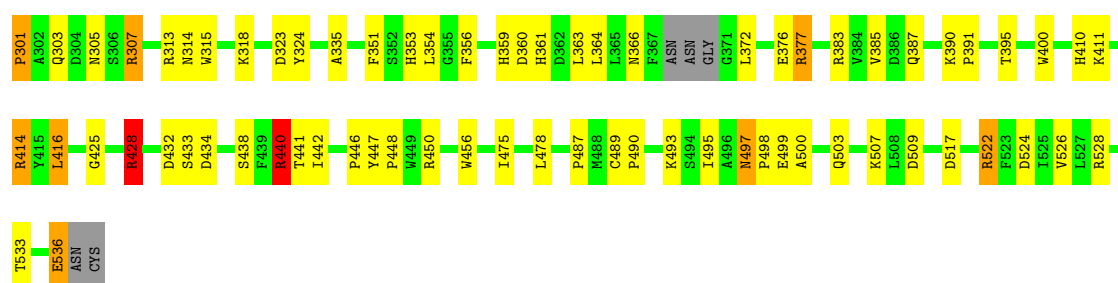
• Molecule 1: PROTOCATECHUATE 3,4-DIOXYGENASE

Chain E: 

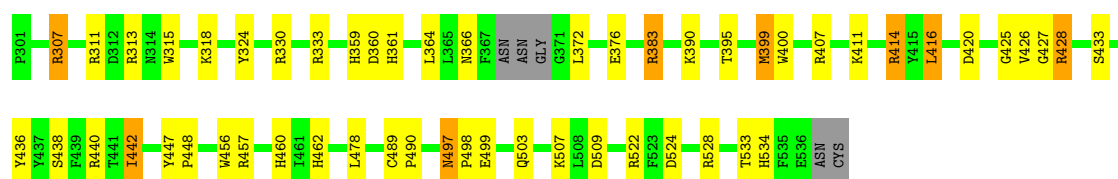
- Molecule 1: PROTOCATECHUATE 3,4-DIOXYGENASE

Chain F: 

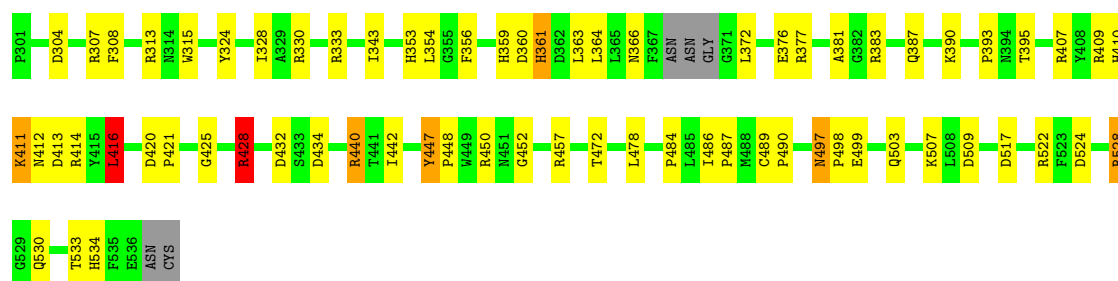
- Molecule 2: PROTOCATECHUATE 3,4-DIOXYGENASE

Chain M: 

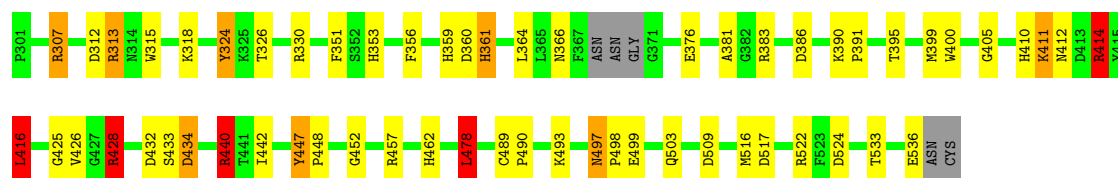
- Molecule 2: PROTOCATECHUATE 3,4-DIOXYGENASE

Chain N: 

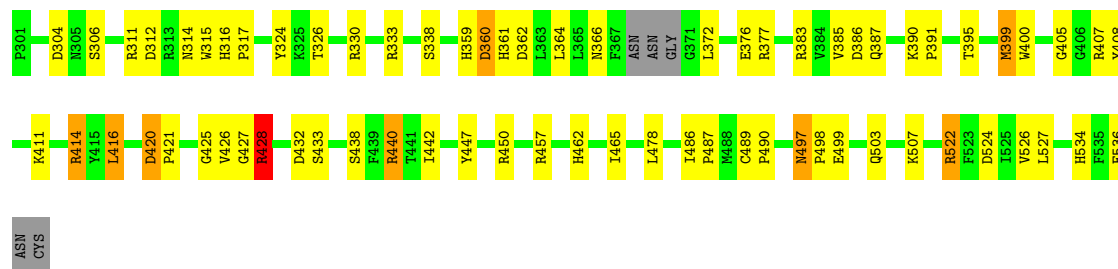
- Molecule 2: PROTOCATECHUATE 3,4-DIOXYGENASE

Chain O: 

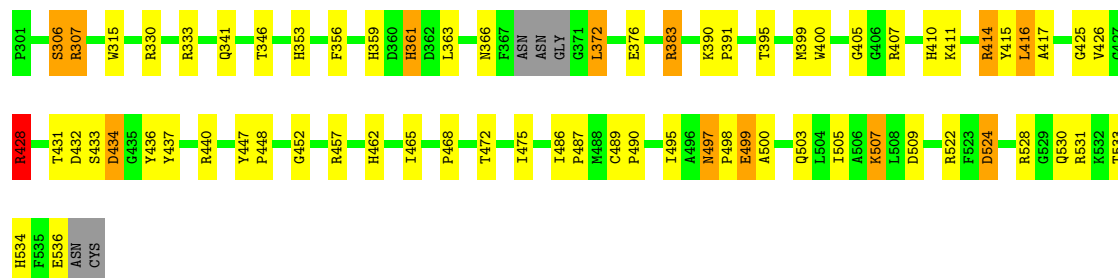
- Molecule 2: PROTOCATECHUATE 3,4-DIOXYGENASE

Chain P: 

- Molecule 2: PROTOCATECHUATE 3,4-DIOXYGENASE

Chain Q: 

- Molecule 2: PROTOCATECHUATE 3,4-DIOXYGENASE

Chain R: 

4 Data and refinement statistics

Xtriage (Phenix) and EDS were not executed - this section will therefore be incomplete.

Property	Value	Source
Space group	I 1 2 1	Depositor
Cell constants a, b, c, α , β , γ	196.95Å 127.56Å 134.31Å 90.00° 97.60° 90.00°	Depositor
Resolution (Å)	6.00 – 2.19	Depositor
% Data completeness (in resolution range)	78.2 (6.00-2.19)	Depositor
R_{merge}	(Not available)	Depositor
R_{sym}	0.06	Depositor
Refinement program	PROLSQ	Depositor
R, R_{free}	0.159 , (Not available)	Depositor
Estimated twinning fraction	No twinning to report.	Xtriage
Total number of atoms	22032	wwPDB-VP
Average B, all atoms (Å ²)	23.0	wwPDB-VP

5 Model quality ⓘ

5.1 Standard geometry ⓘ

Bond lengths and bond angles in the following residue types are not validated in this section: 3HB, FE, BME

The Z score for a bond length (or angle) is the number of standard deviations the observed value is removed from the expected value. A bond length (or angle) with $|Z| > 5$ is considered an outlier worth inspection. RMSZ is the root-mean-square of all Z scores of the bond lengths (or angles).

Mol	Chain	Bond lengths		Bond angles	
		RMSZ	$\# Z > 5$	RMSZ	$\# Z > 5$
1	A	0.94	1/1611 (0.1%)	1.68	32/2195 (1.5%)
1	B	0.95	2/1611 (0.1%)	1.67	31/2195 (1.4%)
1	C	0.99	0/1611	1.64	22/2195 (1.0%)
1	D	0.98	1/1611 (0.1%)	1.75	27/2195 (1.2%)
1	E	0.98	0/1611	1.54	22/2195 (1.0%)
1	F	1.01	0/1611	1.65	25/2195 (1.1%)
2	M	1.01	0/1895	1.63	29/2580 (1.1%)
2	N	0.98	0/1895	1.61	27/2580 (1.0%)
2	O	0.98	0/1895	1.62	29/2580 (1.1%)
2	P	0.97	1/1895 (0.1%)	1.58	30/2580 (1.2%)
2	Q	1.03	0/1895	1.63	27/2580 (1.0%)
2	R	1.00	0/1895	1.57	26/2580 (1.0%)
All	All	0.99	5/21036 (0.0%)	1.63	327/28650 (1.1%)

Chiral center outliers are detected by calculating the chiral volume of a chiral center and verifying if the center is modelled as a planar moiety or with the opposite hand. A planarity outlier is detected by checking planarity of atoms in a peptide group, atoms in a mainchain group or atoms of a sidechain that are expected to be planar.

Mol	Chain	#Chirality outliers	#Planarity outliers
1	F	0	1

All (5) bond length outliers are listed below:

Mol	Chain	Res	Type	Atoms	Z	Observed(Å)	Ideal(Å)
1	A	94	ARG	CD-NE	-6.65	1.35	1.46
1	D	94	ARG	CD-NE	-6.55	1.35	1.46
1	B	194	GLU	CD-OE2	-5.92	1.19	1.25
2	P	428	ARG	CG-CD	-5.29	1.38	1.51
1	B	94	ARG	CD-NE	-5.11	1.37	1.46

All (327) bond angle outliers are listed below:

Mol	Chain	Res	Type	Atoms	Z	Observed(°)	Ideal(°)
2	M	440	ARG	NE-CZ-NH2	-23.56	108.52	120.30
2	N	440	ARG	NE-CZ-NH2	-22.93	108.83	120.30
1	D	94	ARG	NE-CZ-NH2	-22.00	109.30	120.30
1	D	133	ARG	CD-NE-CZ	21.20	153.28	123.60
2	R	440	ARG	NE-CZ-NH2	-19.34	110.63	120.30
2	P	440	ARG	NE-CZ-NH2	-19.29	110.66	120.30
1	D	94	ARG	NE-CZ-NH1	17.19	128.90	120.30
1	C	133	ARG	NE-CZ-NH1	16.94	128.77	120.30
2	Q	440	ARG	NE-CZ-NH2	-16.93	111.83	120.30
1	F	94	ARG	NE-CZ-NH1	16.37	128.48	120.30
1	D	133	ARG	NE-CZ-NH1	15.94	128.27	120.30
1	B	94	ARG	NE-CZ-NH1	15.77	128.19	120.30
2	M	440	ARG	NE-CZ-NH1	15.57	128.09	120.30
1	A	94	ARG	NE-CZ-NH1	15.46	128.03	120.30
2	O	440	ARG	NE-CZ-NH2	-15.38	112.61	120.30
1	A	94	ARG	NE-CZ-NH2	-15.35	112.63	120.30
2	O	428	ARG	NE-CZ-NH1	14.97	127.78	120.30
2	P	440	ARG	NE-CZ-NH1	14.68	127.64	120.30
1	B	133	ARG	NE-CZ-NH1	14.14	127.37	120.30
1	C	188	ARG	NE-CZ-NH1	13.28	126.94	120.30
2	Q	428	ARG	NE-CZ-NH1	13.03	126.81	120.30
1	C	133	ARG	NE-CZ-NH2	-12.58	114.01	120.30
1	A	133	ARG	NE-CZ-NH2	-12.53	114.03	120.30
2	Q	457	ARG	NE-CZ-NH1	12.38	126.49	120.30
2	O	428	ARG	NE-CZ-NH2	-12.37	114.12	120.30
1	F	94	ARG	NE-CZ-NH2	-12.17	114.22	120.30
2	M	450	ARG	NE-CZ-NH1	12.11	126.36	120.30
1	A	94	ARG	CD-NE-CZ	11.95	140.33	123.60
1	B	184	ARG	NE-CZ-NH2	-11.87	114.36	120.30
2	N	414	ARG	NE-CZ-NH1	11.81	126.20	120.30
2	Q	457	ARG	NE-CZ-NH2	-11.45	114.58	120.30
2	O	457	ARG	NE-CZ-NH1	11.27	125.94	120.30
2	N	457	ARG	NE-CZ-NH2	-11.21	114.69	120.30
2	M	428	ARG	NE-CZ-NH1	11.16	125.88	120.30
2	O	383	ARG	NE-CZ-NH2	-11.15	114.72	120.30
1	F	133	ARG	CD-NE-CZ	11.14	139.19	123.60
1	A	133	ARG	NE-CZ-NH1	11.05	125.83	120.30
2	Q	428	ARG	NE-CZ-NH2	-10.99	114.80	120.30
2	P	428	ARG	NE-CZ-NH1	10.75	125.67	120.30
2	R	428	ARG	NE-CZ-NH2	-10.75	114.93	120.30
2	R	307	ARG	NE-CZ-NH1	10.73	125.66	120.30
2	Q	522	ARG	NE-CZ-NH1	-10.61	114.99	120.30

Continued on next page...

Continued from previous page...

Mol	Chain	Res	Type	Atoms	Z	Observed(°)	Ideal(°)
2	M	313	ARG	NE-CZ-NH1	10.46	125.53	120.30
2	O	333	ARG	NE-CZ-NH2	-10.27	115.17	120.30
1	C	166	ARG	NE-CZ-NH1	10.26	125.43	120.30
2	M	428	ARG	NE-CZ-NH2	-10.14	115.23	120.30
1	C	166	ARG	NE-CZ-NH2	-10.14	115.23	120.30
2	O	330	ARG	NE-CZ-NH2	-10.06	115.27	120.30
2	P	428	ARG	NE-CZ-NH2	-9.91	115.34	120.30
2	R	457	ARG	NE-CZ-NH2	-9.91	115.35	120.30
1	F	38	ARG	NE-CZ-NH2	-9.90	115.35	120.30
1	F	38	ARG	NE-CZ-NH1	9.80	125.20	120.30
2	O	457	ARG	NE-CZ-NH2	-9.77	115.41	120.30
1	B	38	ARG	NE-CZ-NH2	-9.56	115.52	120.30
1	B	94	ARG	NE-CZ-NH2	-9.54	115.53	120.30
1	B	94	ARG	CG-CD-NE	9.52	131.80	111.80
1	B	78	GLU	OE1-CD-OE2	9.40	134.58	123.30
1	E	94	ARG	NE-CZ-NH1	9.31	124.96	120.30
1	A	94	ARG	CG-CD-NE	9.10	130.92	111.80
1	A	38	ARG	NE-CZ-NH1	9.08	124.84	120.30
1	B	166	ARG	NE-CZ-NH1	9.06	124.83	120.30
1	D	188	ARG	NE-CZ-NH1	9.06	124.83	120.30
2	P	313	ARG	NE-CZ-NH1	9.05	124.82	120.30
1	D	184	ARG	NE-CZ-NH1	9.03	124.81	120.30
2	O	428	ARG	CD-NE-CZ	9.01	136.22	123.60
1	C	184	ARG	NE-CZ-NH1	8.91	124.76	120.30
2	R	428	ARG	NE-CZ-NH1	8.88	124.74	120.30
1	E	174	ARG	NE-CZ-NH1	8.85	124.72	120.30
2	N	522	ARG	CD-NE-CZ	8.82	135.95	123.60
2	M	383	ARG	NE-CZ-NH2	-8.78	115.91	120.30
1	D	94	ARG	CG-CD-NE	8.57	129.79	111.80
2	Q	407	ARG	NE-CZ-NH1	8.52	124.56	120.30
1	C	186	ASP	CB-CG-OD1	8.52	125.97	118.30
1	A	166	ARG	NE-CZ-NH1	8.47	124.53	120.30
2	P	428	ARG	CG-CD-NE	8.45	129.55	111.80
1	E	186	ASP	CB-CG-OD1	8.43	125.89	118.30
1	D	166	ARG	NE-CZ-NH2	-8.42	116.09	120.30
1	D	166	ARG	NE-CZ-NH1	8.33	124.47	120.30
1	F	142	ARG	NE-CZ-NH1	8.31	124.46	120.30
2	N	307	ARG	NE-CZ-NH1	8.26	124.43	120.30
1	E	38	ARG	NE-CZ-NH2	-8.23	116.19	120.30
1	F	188	ARG	NE-CZ-NH2	-8.16	116.22	120.30
2	N	524	ASP	CB-CG-OD2	-8.10	111.01	118.30
2	O	353	HIS	CA-CB-CG	-8.05	99.91	113.60

Continued on next page...

Continued from previous page...

Mol	Chain	Res	Type	Atoms	Z	Observed(°)	Ideal(°)
1	F	57	ASP	CB-CG-OD2	-8.04	111.06	118.30
1	A	174	ARG	NE-CZ-NH1	8.03	124.32	120.30
2	R	457	ARG	NE-CZ-NH1	8.03	124.32	120.30
1	D	74	ASP	CB-CG-OD1	8.03	125.53	118.30
2	P	457	ARG	NE-CZ-NH1	8.01	124.30	120.30
1	B	166	ARG	NE-CZ-NH2	-8.00	116.30	120.30
1	A	133	ARG	CD-NE-CZ	7.99	134.78	123.60
2	N	524	ASP	CB-CG-OD1	7.94	125.45	118.30
2	N	414	ARG	NE-CZ-NH2	-7.93	116.33	120.30
2	M	450	ARG	CD-NE-CZ	7.91	134.68	123.60
1	E	38	ARG	NE-CZ-NH1	7.82	124.21	120.30
2	N	440	ARG	NH1-CZ-NH2	7.81	127.99	119.40
1	E	31	ARG	NE-CZ-NH1	7.80	124.20	120.30
2	M	414	ARG	NE-CZ-NH1	7.79	124.20	120.30
2	O	377	ARG	NE-CZ-NH1	7.79	124.19	120.30
2	R	524	ASP	CB-CG-OD1	7.73	125.26	118.30
2	N	383	ARG	NE-CZ-NH2	-7.68	116.46	120.30
2	R	383	ARG	NE-CZ-NH2	-7.63	116.48	120.30
1	D	133	ARG	NE-CZ-NH2	-7.62	116.49	120.30
2	P	432	ASP	CB-CG-OD1	7.62	125.16	118.30
2	R	407	ARG	NE-CZ-NH1	7.46	124.03	120.30
1	F	142	ARG	NE-CZ-NH2	-7.43	116.58	120.30
2	N	457	ARG	NE-CZ-NH1	7.42	124.01	120.30
1	A	174	ARG	NE-CZ-NH2	-7.42	116.59	120.30
2	M	428	ARG	CD-NE-CZ	7.40	133.97	123.60
2	N	528	ARG	NE-CZ-NH2	-7.40	116.60	120.30
1	A	64	ARG	NE-CZ-NH1	-7.38	116.61	120.30
2	Q	330	ARG	NE-CZ-NH1	7.38	123.99	120.30
2	Q	377	ARG	NE-CZ-NH1	-7.38	116.61	120.30
1	B	94	ARG	CB-CG-CD	7.36	130.74	111.60
2	Q	524	ASP	CB-CG-OD2	-7.35	111.69	118.30
1	D	188	ARG	NE-CZ-NH2	-7.34	116.63	120.30
1	A	31	ARG	NE-CZ-NH2	-7.32	116.64	120.30
1	D	186	ASP	CB-CG-OD1	7.30	124.87	118.30
2	N	311	ARG	NE-CZ-NH2	-7.30	116.65	120.30
1	D	94	ARG	CD-NE-CZ	7.29	133.81	123.60
2	Q	414	ARG	NE-CZ-NH1	7.28	123.94	120.30
1	D	167	ARG	NE-CZ-NH1	7.28	123.94	120.30
2	Q	330	ARG	NE-CZ-NH2	-7.26	116.67	120.30
2	Q	377	ARG	NE-CZ-NH2	7.25	123.92	120.30
2	Q	457	ARG	CD-NE-CZ	7.25	133.75	123.60
2	R	528	ARG	NE-CZ-NH2	-7.21	116.70	120.30

Continued on next page...

Continued from previous page...

Mol	Chain	Res	Type	Atoms	Z	Observed(°)	Ideal(°)
1	F	188	ARG	NE-CZ-NH1	7.20	123.90	120.30
1	E	64	ARG	CD-NE-CZ	-7.15	113.58	123.60
1	C	142	ARG	NE-CZ-NH2	-7.15	116.72	120.30
1	B	186	ASP	CB-CG-OD1	7.09	124.68	118.30
2	R	434	ASP	CB-CG-OD1	-7.09	111.92	118.30
1	D	186	ASP	CB-CG-OD2	-7.08	111.93	118.30
1	A	188	ARG	NE-CZ-NH1	7.08	123.84	120.30
2	Q	304	ASP	CB-CG-OD1	7.04	124.64	118.30
1	B	133	ARG	CD-NE-CZ	6.99	133.38	123.60
1	D	64	ARG	NE-CZ-NH1	-6.98	116.81	120.30
2	N	333	ARG	NE-CZ-NH2	-6.98	116.81	120.30
2	P	307	ARG	NE-CZ-NH1	6.95	123.77	120.30
2	N	407	ARG	NE-CZ-NH1	6.95	123.77	120.30
2	R	414	ARG	NE-CZ-NH1	6.91	123.76	120.30
1	B	133	ARG	NE-CZ-NH2	-6.90	116.85	120.30
1	B	178	ASP	CB-CG-OD2	6.90	124.51	118.30
2	N	416	LEU	CB-CA-C	6.86	123.24	110.20
1	B	31	ARG	NE-CZ-NH1	6.83	123.72	120.30
2	M	307	ARG	NE-CZ-NH1	6.81	123.70	120.30
1	B	188	ARG	NE-CZ-NH1	6.79	123.69	120.30
2	M	517	ASP	CB-CG-OD2	-6.78	112.20	118.30
2	O	383	ARG	NH1-CZ-NH2	6.74	126.81	119.40
2	N	428	ARG	NE-CZ-NH1	6.74	123.67	120.30
1	A	38	ARG	NE-CZ-NH2	-6.70	116.95	120.30
1	D	31	ARG	NE-CZ-NH2	-6.68	116.96	120.30
1	C	184	ARG	NE-CZ-NH2	-6.67	116.96	120.30
1	C	133	ARG	CD-NE-CZ	6.67	132.94	123.60
2	O	313	ARG	NE-CZ-NH2	-6.67	116.97	120.30
2	M	428	ARG	CG-CD-NE	6.65	125.77	111.80
1	D	65	ASP	CB-CG-OD1	6.65	124.29	118.30
2	R	457	ARG	CA-CB-CG	6.65	128.03	113.40
1	A	94	ARG	CB-CG-CD	6.59	128.73	111.60
1	E	94	ARG	NE-CZ-NH2	-6.58	117.01	120.30
2	R	361	HIS	CA-CB-CG	-6.56	102.45	113.60
1	A	74	ASP	CB-CG-OD2	-6.54	112.42	118.30
2	P	457	ARG	CD-NE-CZ	6.54	132.75	123.60
2	Q	440	ARG	NE-CZ-NH1	6.52	123.56	120.30
1	A	74	ASP	CB-CG-OD1	6.51	124.16	118.30
2	R	440	ARG	NH1-CZ-NH2	6.51	126.56	119.40
2	R	333	ARG	NE-CZ-NH1	6.49	123.55	120.30
2	M	536	GLU	CA-C-O	6.46	133.66	120.10
2	Q	420	ASP	CB-CG-OD1	6.45	124.10	118.30

Continued on next page...

Continued from previous page...

Mol	Chain	Res	Type	Atoms	Z	Observed(°)	Ideal(°)
1	D	64	ARG	CD-NE-CZ	-6.44	114.59	123.60
2	O	407	ARG	NE-CZ-NH1	6.43	123.51	120.30
2	M	524	ASP	CB-CG-OD1	6.38	124.05	118.30
2	P	524	ASP	CB-CG-OD2	-6.38	112.56	118.30
2	N	330	ARG	NE-CZ-NH2	-6.37	117.12	120.30
1	E	36	TRP	CB-CA-C	6.36	123.13	110.40
1	F	166	ARG	NE-CZ-NH1	6.36	123.48	120.30
1	A	64	ARG	CD-NE-CZ	-6.36	114.70	123.60
1	D	52	LEU	CB-CA-C	6.33	122.24	110.20
2	O	528	ARG	NE-CZ-NH2	-6.33	117.13	120.30
1	F	133	ARG	NE-CZ-NH1	6.33	123.47	120.30
1	F	31	ARG	NE-CZ-NH1	6.33	123.46	120.30
1	A	31	ARG	NE-CZ-NH1	6.31	123.46	120.30
2	Q	312	ASP	CB-CG-OD1	6.31	123.98	118.30
1	B	94	ARG	CD-NE-CZ	6.29	132.40	123.60
2	M	428	ARG	CB-CG-CD	6.27	127.91	111.60
1	A	57	ASP	CB-CG-OD2	-6.26	112.66	118.30
2	R	524	ASP	CB-CG-OD2	-6.23	112.70	118.30
2	R	531	ARG	NE-CZ-NH2	-6.23	117.19	120.30
1	F	146	ASP	CB-CG-OD2	-6.21	112.71	118.30
2	R	509	ASP	CB-CG-OD1	6.20	123.88	118.30
2	O	409	ARG	NE-CZ-NH2	6.19	123.39	120.30
1	B	38	ARG	NE-CZ-NH1	6.19	123.39	120.30
1	B	166	ARG	CD-NE-CZ	6.18	132.25	123.60
2	N	330	ARG	NE-CZ-NH1	6.17	123.39	120.30
1	B	38	ARG	CD-NE-CZ	6.17	132.24	123.60
2	N	428	ARG	CG-CD-NE	6.17	124.75	111.80
2	P	416	LEU	CA-CB-CG	6.17	129.48	115.30
2	M	377	ARG	NE-CZ-NH2	-6.15	117.22	120.30
1	E	133	ARG	NE-CZ-NH2	-6.15	117.22	120.30
2	P	414	ARG	NE-CZ-NH2	-6.13	117.24	120.30
1	A	52	LEU	CA-CB-CG	6.12	129.38	115.30
1	F	52	LEU	CB-CA-C	6.12	121.83	110.20
2	O	450	ARG	NE-CZ-NH1	6.11	123.36	120.30
2	O	407	ARG	NE-CZ-NH2	-6.11	117.25	120.30
1	C	52	LEU	CB-CA-C	6.08	121.75	110.20
2	O	333	ARG	NE-CZ-NH1	6.06	123.33	120.30
2	P	434	ASP	CB-CG-OD2	-6.03	112.87	118.30
1	C	36	TRP	CB-CA-C	6.03	122.45	110.40
2	Q	432	ASP	CB-CG-OD1	6.03	123.72	118.30
1	F	74	ASP	CB-CG-OD1	6.01	123.71	118.30
2	P	307	ARG	NE-CZ-NH2	-6.01	117.30	120.30

Continued on next page...

Continued from previous page...

Mol	Chain	Res	Type	Atoms	Z	Observed(°)	Ideal(°)
1	B	64	ARG	CD-NE-CZ	-5.99	115.22	123.60
1	E	188	ARG	NE-CZ-NH1	5.95	123.28	120.30
1	B	31	ARG	NE-CZ-NH2	-5.91	117.34	120.30
2	O	509	ASP	CB-CG-OD1	5.91	123.62	118.30
1	B	184	ARG	NE-CZ-NH1	5.90	123.25	120.30
2	M	509	ASP	CB-CG-OD1	5.89	123.60	118.30
2	Q	524	ASP	CB-CG-OD1	5.89	123.60	118.30
1	F	64	ARG	NE-CZ-NH1	-5.89	117.36	120.30
2	P	324	TYR	CB-CG-CD2	-5.87	117.48	121.00
2	Q	383	ARG	NE-CZ-NH2	-5.87	117.36	120.30
1	F	141	THR	CA-CB-CG2	5.87	120.62	112.40
1	C	188	ARG	NE-CZ-NH2	-5.87	117.37	120.30
2	Q	428	ARG	CD-NE-CZ	5.84	131.78	123.60
2	R	330	ARG	NE-CZ-NH2	-5.84	117.38	120.30
1	F	38	ARG	CA-CB-CG	5.83	126.23	113.40
2	R	407	ARG	NE-CZ-NH2	-5.82	117.39	120.30
1	E	188	ARG	NE-CZ-NH2	-5.81	117.39	120.30
2	P	353	HIS	CA-CB-CG	-5.81	103.73	113.60
1	E	64	ARG	NE-CZ-NH1	-5.81	117.40	120.30
1	A	52	LEU	CB-CA-C	5.78	121.18	110.20
2	N	438	SER	N-CA-CB	5.78	119.16	110.50
2	P	386	ASP	CB-CG-OD2	5.77	123.49	118.30
2	N	522	ARG	NE-CZ-NH1	5.76	123.18	120.30
1	A	147	ASP	CB-CG-OD2	-5.75	113.12	118.30
1	C	158	LEU	CB-CA-C	5.74	121.11	110.20
1	A	184	ARG	NE-CZ-NH2	-5.73	117.43	120.30
1	B	31	ARG	CD-NE-CZ	5.73	131.63	123.60
1	F	158	LEU	CB-CA-C	5.73	121.08	110.20
1	C	38	ARG	CD-NE-CZ	-5.72	115.59	123.60
1	A	65	ASP	CB-CG-OD1	5.72	123.44	118.30
1	B	64	ARG	NE-CZ-NH1	-5.72	117.44	120.30
1	B	11	GLN	N-CA-CB	5.71	120.88	110.60
1	F	74	ASP	CB-CG-OD2	-5.70	113.17	118.30
1	E	52	LEU	CB-CA-C	5.66	120.95	110.20
2	P	478	LEU	CA-CB-CG	5.66	128.31	115.30
2	Q	333	ARG	NE-CZ-NH2	-5.64	117.48	120.30
1	E	31	ARG	NE-CZ-NH2	-5.63	117.48	120.30
2	R	475	ILE	N-CA-CB	5.60	123.68	110.80
1	F	94	ARG	CD-NE-CZ	5.58	131.42	123.60
2	N	440	ARG	NE-CZ-NH1	5.57	123.09	120.30
2	O	440	ARG	NE-CZ-NH1	5.57	123.08	120.30
1	E	166	ARG	NE-CZ-NH2	-5.57	117.52	120.30

Continued on next page...

Continued from previous page...

Mol	Chain	Res	Type	Atoms	Z	Observed(°)	Ideal(°)
2	N	420	ASP	CB-CG-OD1	5.55	123.30	118.30
2	Q	360	ASP	CB-CG-OD2	-5.54	113.31	118.30
2	O	457	ARG	CD-NE-CZ	5.54	131.36	123.60
2	P	361	HIS	CA-CB-CG	-5.54	104.19	113.60
2	R	509	ASP	CB-CG-OD2	-5.53	113.32	118.30
2	M	323	ASP	CB-CG-OD2	-5.52	113.33	118.30
1	A	23	LEU	CB-CA-C	5.52	120.69	110.20
1	D	36	TRP	CB-CA-C	5.52	121.43	110.40
1	C	85	LEU	CB-CA-C	5.51	120.66	110.20
2	O	517	ASP	CB-CG-OD2	-5.48	113.37	118.30
1	B	146	ASP	CB-CG-OD1	5.47	123.22	118.30
1	C	199	ASP	CB-CG-OD2	5.45	123.21	118.30
1	C	57	ASP	CB-CG-OD1	5.45	123.21	118.30
2	P	517	ASP	CB-CG-OD2	-5.45	113.40	118.30
2	M	383	ARG	NH1-CZ-NH2	5.44	125.38	119.40
2	M	528	ARG	NE-CZ-NH2	-5.44	117.58	120.30
2	Q	314	ASN	CB-CA-C	5.43	121.26	110.40
1	C	146	ASP	CB-CG-OD1	5.43	123.18	118.30
1	B	36	TRP	CB-CA-C	5.39	121.18	110.40
1	F	52	LEU	CA-CB-CG	5.39	127.70	115.30
1	A	36	TRP	CB-CA-C	5.38	121.15	110.40
2	P	536	GLU	CA-C-O	5.38	131.39	120.10
2	M	323	ASP	CB-CG-OD1	5.37	123.13	118.30
2	M	522	ARG	NE-CZ-NH2	5.37	122.99	120.30
2	N	457	ARG	CD-NE-CZ	5.37	131.11	123.60
1	E	86	GLU	CG-CD-OE1	5.32	128.94	118.30
2	N	440	ARG	CB-CG-CD	-5.32	97.77	111.60
1	C	64	ARG	NE-CZ-NH1	-5.32	117.64	120.30
2	P	428	ARG	CD-NE-CZ	5.32	131.04	123.60
2	O	447	TYR	CB-CG-CD2	-5.30	117.82	121.00
2	P	447	TYR	CB-CG-CD2	-5.30	117.82	121.00
1	D	74	ASP	CB-CG-OD2	-5.30	113.53	118.30
1	E	166	ARG	NE-CZ-NH1	5.29	122.95	120.30
1	B	52	LEU	CB-CA-C	5.29	120.25	110.20
2	N	509	ASP	CB-CG-OD1	5.29	123.06	118.30
1	B	78	GLU	CG-CD-OE2	-5.26	107.79	118.30
2	M	524	ASP	CB-CG-OD2	-5.25	113.57	118.30
2	O	452	GLY	N-CA-C	-5.25	99.98	113.10
2	P	509	ASP	CB-CG-OD1	5.25	123.02	118.30
2	Q	311	ARG	NE-CZ-NH2	-5.25	117.68	120.30
1	B	188	ARG	NE-CZ-NH2	-5.23	117.68	120.30
1	A	186	ASP	CB-CG-OD1	5.23	123.00	118.30

Continued on next page...

Continued from previous page...

Mol	Chain	Res	Type	Atoms	Z	Observed(°)	Ideal(°)
2	P	457	ARG	CA-CB-CG	5.23	124.90	113.40
2	P	452	GLY	N-CA-C	-5.22	100.04	113.10
2	P	524	ASP	CB-CG-OD1	5.22	123.00	118.30
2	M	432	ASP	CB-CG-OD1	5.22	123.00	118.30
1	D	94	ARG	CB-CG-CD	5.22	125.16	111.60
2	M	441	THR	N-CA-CB	-5.21	100.40	110.30
2	R	452	GLY	N-CA-C	-5.21	100.07	113.10
2	O	361	HIS	CA-CB-CG	-5.20	104.75	113.60
1	C	11	GLN	N-CA-CB	5.20	119.96	110.60
2	O	432	ASP	CB-CG-OD1	5.20	122.98	118.30
1	E	94	ARG	CG-CD-NE	5.19	122.69	111.80
1	D	23	LEU	CB-CA-C	5.18	120.05	110.20
1	A	147	ASP	CB-CG-OD1	5.18	122.97	118.30
1	E	140	HIS	CB-CA-C	-5.17	100.05	110.40
2	O	416	LEU	CB-CA-C	5.16	120.01	110.20
2	R	353	HIS	CA-CB-CG	-5.15	104.85	113.60
2	O	524	ASP	CB-CG-OD1	5.13	122.92	118.30
1	A	192	GLU	CA-CB-CG	5.12	124.67	113.40
1	C	65	ASP	CB-CG-OD1	5.12	122.91	118.30
2	P	312	ASP	CB-CG-OD1	5.12	122.91	118.30
1	D	78	GLU	CG-CD-OE2	-5.11	108.08	118.30
1	F	176	GLU	CG-CD-OE1	5.11	128.51	118.30
1	A	57	ASP	CB-CG-OD1	5.09	122.88	118.30
2	P	428	ARG	CB-CG-CD	5.08	124.82	111.60
1	D	38	ARG	CD-NE-CZ	-5.07	116.50	123.60
2	R	376	GLU	CG-CD-OE2	-5.07	108.16	118.30
2	M	353	HIS	CA-CB-CG	-5.06	104.99	113.60
1	E	158	LEU	CB-CA-C	5.06	119.82	110.20
1	E	133	ARG	NE-CZ-NH1	5.06	122.83	120.30
2	Q	450	ARG	NE-CZ-NH2	5.04	122.82	120.30
2	M	432	ASP	CB-CG-OD2	-5.04	113.76	118.30
2	M	438	SER	N-CA-CB	5.02	118.03	110.50
1	F	65	ASP	CB-CG-OD1	5.00	122.80	118.30

There are no chirality outliers.

All (1) planarity outliers are listed below:

Mol	Chain	Res	Type	Group
1	F	184	ARG	Sidechain

5.2 Close contacts ⓘ

In the following table, the Non-H and H(model) columns list the number of non-hydrogen atoms and hydrogen atoms in the chain respectively. The H(added) column lists the number of hydrogens added by MolProbity. The Clashes column lists the number of clashes within the asymmetric unit, and the number in parentheses is this value normalized per 1000 atoms of the molecule in the chain. The Symm-Clashes column gives symmetry related clashes, in the same way as for the Clashes column.

Mol	Chain	Non-H	H(model)	H(added)	Clashes	Symm-Clashes
1	A	1571	0	1499	43	0
1	B	1571	0	1499	45	0
1	C	1571	0	1499	48	0
1	D	1571	0	1499	50	0
1	E	1571	0	1499	54	0
1	F	1571	0	1499	59	0
2	M	1840	0	1792	61	0
2	N	1840	0	1792	30	0
2	O	1840	0	1792	51	0
2	P	1840	0	1792	48	0
2	Q	1840	0	1792	53	0
2	R	1840	0	1792	57	0
3	M	1	0	0	0	0
3	N	1	0	0	0	0
3	O	1	0	0	0	0
3	P	1	0	0	0	0
3	Q	1	0	0	0	0
3	R	1	0	0	0	0
4	M	4	0	5	2	0
4	N	4	0	5	1	0
4	O	4	0	5	1	0
4	P	4	0	5	0	0
4	Q	4	0	5	3	0
4	R	4	0	5	2	0
5	M	20	0	10	3	0
5	N	20	0	10	2	0
5	O	20	0	9	2	0
5	P	20	0	9	2	0
5	Q	20	0	9	3	0
5	R	20	0	10	2	0
6	A	83	0	0	0	0
6	B	79	0	0	3	0
6	C	81	0	0	1	0
6	D	81	0	0	2	0
6	E	84	0	0	1	0

Continued on next page...

Continued from previous page...

Mol	Chain	Non-H	H(model)	H(added)	Clashes	Symm-Clashes
6	F	80	0	0	3	0
6	M	151	0	0	5	0
6	N	161	0	0	3	0
6	O	155	0	0	3	0
6	P	152	0	0	4	0
6	Q	153	0	0	6	0
6	R	156	0	0	5	0
All	All	22032	0	19833	564	0

Clashscore is defined as the number of clashes calculated for the entry per 1000 atoms (including hydrogens) of the entry. The overall clashscore for this entry is 14.

All (564) close contacts within the same asymmetric unit are listed below.

Atom-1	Atom-2	Distance(Å)	Clash(Å)
1:E:165:GLN:NE2	1:E:165:GLN:H	1.26	1.32
1:E:165:GLN:N	1:E:165:GLN:HE21	1.27	1.30
1:D:64:ARG:NH1	1:D:100:ASP:O	1.85	1.09
1:F:64:ARG:NH1	1:F:100:ASP:O	1.84	1.09
2:R:447:TYR:OH	5:R:550:3HB:H4	1.55	1.04
1:C:41:LYS:HD2	1:C:88:ALA:HA	1.39	1.03
1:B:165:GLN:NE2	1:B:165:GLN:H	1.56	1.02
1:F:165:GLN:NE2	1:F:165:GLN:H	1.58	1.01
2:P:364:LEU:HD22	2:P:440:ARG:HD3	1.43	1.00
1:A:98:THR:HB	1:A:100:ASP:OD1	1.60	0.99
1:D:98:THR:OG1	1:D:102:GLY:N	1.95	0.98
2:N:447:TYR:OH	5:N:550:3HB:H4	1.60	0.98
2:M:364:LEU:HD22	2:M:440:ARG:HD3	1.42	0.98
1:C:64:ARG:NH1	1:C:100:ASP:O	1.98	0.95
2:R:361:HIS:H	2:R:361:HIS:CD2	1.81	0.94
1:D:165:GLN:H	1:D:165:GLN:HE21	1.11	0.93
1:C:163:GLN:HB3	1:C:165:GLN:NE2	1.84	0.93
2:R:497:ASN:ND2	2:R:499:GLU:H	1.68	0.92
1:D:165:GLN:H	1:D:165:GLN:NE2	1.67	0.91
1:E:64:ARG:HG2	1:E:64:ARG:HH11	1.33	0.91
1:E:98:THR:OG1	1:E:102:GLY:N	2.03	0.91
1:A:64:ARG:NH1	1:A:100:ASP:O	2.05	0.90
2:M:390:LYS:HD2	6:M:640:HOH:O	1.70	0.89
2:R:497:ASN:HD22	2:R:499:GLU:H	1.20	0.89
1:F:98:THR:OG1	1:F:102:GLY:N	2.04	0.89
1:B:165:GLN:HE21	1:B:165:GLN:H	0.91	0.89
1:A:98:THR:OG1	1:A:102:GLY:N	2.06	0.89
1:A:78:GLU:HG2	2:M:301:PRO:CB	2.04	0.88

Continued on next page...

Continued from previous page...

Atom-1	Atom-2	Distance(Å)	Clash(Å)
1:C:98:THR:OG1	1:C:102:GLY:N	2.05	0.88
1:B:165:GLN:N	1:B:165:GLN:HE21	1.71	0.88
2:P:307:ARG:HG2	2:P:533:THR:HG22	1.57	0.87
2:R:361:HIS:H	2:R:361:HIS:HD2	1.18	0.86
1:A:163:GLN:HB3	1:A:165:GLN:NE2	1.92	0.85
1:E:64:ARG:NH1	1:E:64:ARG:HG2	1.91	0.84
1:C:98:THR:HB	1:C:100:ASP:OD1	1.78	0.84
1:E:64:ARG:NH1	1:E:100:ASP:O	2.11	0.84
1:C:165:GLN:H	1:C:165:GLN:NE2	1.77	0.83
2:M:361:HIS:H	2:M:361:HIS:CD2	1.94	0.83
2:M:447:TYR:OH	5:M:550:3HB:H4	1.77	0.82
1:C:18:HIS:ND1	6:C:280:HOH:O	2.09	0.82
1:D:98:THR:HB	1:D:100:ASP:OD1	1.78	0.82
1:E:98:THR:HB	1:E:100:ASP:OD1	1.79	0.81
1:F:168:GLU:HA	1:F:171:ILE:HD12	1.62	0.81
2:N:307:ARG:HG2	2:N:533:THR:HG22	1.64	0.80
1:B:176:GLU:HG3	1:B:180:LYS:O	1.81	0.80
1:B:98:THR:HB	1:B:100:ASP:OD1	1.81	0.79
2:P:361:HIS:CD2	2:P:361:HIS:H	2.01	0.78
1:B:67:PHE:HZ	1:B:94:ARG:HD2	1.49	0.78
2:O:361:HIS:CD2	2:O:361:HIS:H	2.02	0.77
1:A:67:PHE:HZ	1:A:94:ARG:HD2	1.50	0.77
2:Q:390:LYS:HD2	6:Q:1020:HOH:O	1.84	0.77
1:E:180:LYS:HG3	1:E:181:THR:N	1.99	0.77
1:F:98:THR:HB	1:F:100:ASP:OD1	1.85	0.77
2:O:364:LEU:HD22	2:O:440:ARG:HD3	1.68	0.76
2:O:390:LYS:HD2	6:O:650:HOH:O	1.85	0.75
2:Q:361:HIS:H	2:Q:361:HIS:CD2	2.03	0.75
2:Q:447:TYR:OH	5:Q:550:3HB:H4	1.86	0.75
2:P:447:TYR:OH	5:P:550:3HB:H4	1.85	0.74
2:O:497:ASN:HD22	2:O:499:GLU:H	1.32	0.74
1:D:64:ARG:HH12	1:D:100:ASP:C	1.89	0.74
1:D:18:HIS:ND1	6:D:942:HOH:O	2.20	0.74
1:B:18:HIS:ND1	6:B:470:HOH:O	2.18	0.73
2:M:361:HIS:H	2:M:361:HIS:HD2	1.36	0.73
1:D:153:ALA:HB3	1:D:154:LYS:HE3	1.68	0.73
1:A:163:GLN:HB3	1:A:165:GLN:HE21	1.53	0.73
1:F:176:GLU:OE2	1:F:179:GLY:HA2	1.88	0.73
1:D:165:GLN:N	1:D:165:GLN:HE21	1.87	0.73
1:A:78:GLU:HG2	2:M:301:PRO:HB2	1.70	0.72
2:O:497:ASN:ND2	2:O:499:GLU:H	1.86	0.72
1:B:98:THR:OG1	1:B:102:GLY:N	2.22	0.72

Continued on next page...

Continued from previous page...

Atom-1	Atom-2	Distance(Å)	Clash(Å)
1:A:67:PHE:CZ	1:A:94:ARG:HD2	2.25	0.72
2:M:497:ASN:ND2	2:M:499:GLU:H	1.86	0.72
1:B:3:GLU:OE1	1:B:3:GLU:HA	1.88	0.72
2:N:390:LYS:HD3	6:N:649:HOH:O	1.91	0.71
2:P:361:HIS:HD2	2:P:361:HIS:H	1.37	0.70
1:C:163:GLN:HB3	1:C:165:GLN:HE22	1.53	0.70
2:Q:522:ARG:NH1	6:Q:1058:HOH:O	2.22	0.70
2:P:313:ARG:O	2:P:318:LYS:HE3	1.91	0.70
1:B:176:GLU:HG2	1:B:179:GLY:HA2	1.72	0.70
1:F:100:ASP:N	1:F:100:ASP:OD1	2.24	0.69
1:D:67:PHE:HZ	1:D:94:ARG:HD2	1.55	0.69
1:C:177:VAL:O	1:C:180:LYS:HB3	1.92	0.69
2:R:361:HIS:N	2:R:361:HIS:CD2	2.54	0.69
2:O:390:LYS:HD3	6:O:729:HOH:O	1.93	0.69
2:Q:315:TRP:HZ2	2:Q:503:GLN:HE21	1.41	0.68
1:A:176:GLU:HG3	1:A:180:LYS:O	1.92	0.68
1:F:18:HIS:CE1	1:F:99:PHE:HE1	2.11	0.68
2:R:536:GLU:HB2	6:R:1337:HOH:O	1.92	0.68
1:A:78:GLU:HG2	2:M:301:PRO:HB3	1.74	0.68
1:C:99:PHE:CE2	2:O:411:LYS:HD2	2.29	0.67
2:N:324:TYR:OH	5:N:550:3HB:O1'	2.07	0.67
2:M:307:ARG:HG2	2:M:533:THR:HG22	1.75	0.67
1:E:18:HIS:ND1	6:E:282:HOH:O	2.27	0.67
2:Q:376:GLU:OE1	6:Q:1008:HOH:O	2.11	0.67
1:D:67:PHE:CZ	1:D:94:ARG:HD2	2.30	0.67
2:O:361:HIS:HD2	2:O:361:HIS:H	1.44	0.66
1:D:177:VAL:O	1:D:180:LYS:HB3	1.94	0.66
2:M:324:TYR:OH	5:M:550:3HB:O1'	2.10	0.66
2:M:315:TRP:HZ2	2:M:503:GLN:HE21	1.42	0.66
1:C:100:ASP:OD1	1:C:100:ASP:N	2.29	0.66
2:M:497:ASN:HD22	2:M:499:GLU:H	1.43	0.66
1:A:176:GLU:OE2	1:A:179:GLY:HA2	1.96	0.66
2:M:390:LYS:HD3	6:M:716:HOH:O	1.96	0.66
2:R:315:TRP:HZ2	2:R:503:GLN:NE2	1.94	0.66
2:R:497:ASN:HD21	2:R:499:GLU:HB2	1.61	0.65
2:Q:324:TYR:OH	5:Q:550:3HB:O1'	2.07	0.65
1:F:165:GLN:H	1:F:165:GLN:HE21	1.41	0.65
1:B:67:PHE:CZ	1:B:94:ARG:HD2	2.30	0.65
2:R:307:ARG:HG2	2:R:533:THR:HG22	1.77	0.65
1:B:64:ARG:NH1	1:B:100:ASP:O	2.30	0.65
1:E:98:THR:O	1:E:102:GLY:HA2	1.96	0.65
2:R:307:ARG:CG	2:R:533:THR:HG22	2.26	0.65

Continued on next page...

Continued from previous page...

Atom-1	Atom-2	Distance(Å)	Clash(Å)
2:P:376:GLU:OE1	6:P:645:HOH:O	2.15	0.65
2:N:361:HIS:H	2:N:361:HIS:CD2	2.15	0.65
1:F:147:ASP:OD2	1:F:174:ARG:HD2	1.97	0.64
1:E:67:PHE:HZ	1:E:94:ARG:HD2	1.62	0.64
2:N:497:ASN:HD22	2:N:499:GLU:H	1.45	0.64
1:E:64:ARG:CG	1:E:64:ARG:HH11	1.98	0.64
2:P:360:ASP:OD2	2:P:428:ARG:HD2	1.98	0.64
2:P:497:ASN:ND2	2:P:499:GLU:H	1.95	0.64
2:Q:411:LYS:O	2:Q:414:ARG:NH1	2.32	0.63
2:M:377:ARG:CZ	2:P:416:LEU:HD21	2.28	0.63
1:F:49:ILE:HA	1:F:180:LYS:HE3	1.80	0.63
1:D:64:ARG:NH1	1:D:64:ARG:HG2	2.14	0.63
2:R:497:ASN:ND2	2:R:499:GLU:HB2	2.13	0.63
1:F:67:PHE:HZ	1:F:94:ARG:HD2	1.64	0.63
1:C:3:GLU:HA	1:C:3:GLU:OE1	1.99	0.62
2:P:414:ARG:HA	2:P:414:ARG:NE	2.14	0.62
1:E:31:ARG:NH1	2:Q:428:ARG:HG2	2.14	0.62
1:D:100:ASP:CG	1:D:101:ALA:H	2.01	0.62
1:C:165:GLN:H	1:C:165:GLN:CD	2.00	0.62
2:P:497:ASN:HD22	2:P:499:GLU:H	1.47	0.62
2:M:356:PHE:HD1	2:M:428:ARG:HD3	1.65	0.62
2:O:447:TYR:OH	5:O:550:3HB:H4	2.00	0.61
2:N:390:LYS:HE2	6:N:730:HOH:O	1.99	0.61
1:F:177:VAL:O	1:F:180:LYS:HB3	2.00	0.61
1:A:100:ASP:CG	1:A:101:ALA:H	2.02	0.61
1:C:131:PHE:O	1:C:132:ALA:HB2	2.00	0.61
1:C:35:ILE:HG21	1:C:92:PHE:HE2	1.66	0.60
1:B:33:GLN:HG2	1:B:85:LEU:HD12	1.82	0.60
1:C:54:GLN:HG3	1:C:184:ARG:NH2	2.16	0.60
2:P:324:TYR:OH	5:P:550:3HB:O1'	2.11	0.60
2:R:405:GLY:HA3	6:R:1260:HOH:O	2.00	0.60
1:F:67:PHE:CZ	1:F:94:ARG:HD2	2.37	0.60
2:Q:497:ASN:ND2	2:Q:499:GLU:H	2.00	0.60
1:C:70:VAL:HG11	1:C:106:LEU:HD21	1.84	0.60
1:E:65:ASP:OD2	1:E:133:ARG:HD3	2.01	0.60
2:R:411:LYS:O	2:R:414:ARG:NH1	2.34	0.60
2:Q:536:GLU:HB2	6:Q:1101:HOH:O	2.01	0.60
2:N:478:LEU:C	2:N:478:LEU:HD23	2.22	0.60
2:O:364:LEU:HD22	2:O:440:ARG:CD	2.31	0.59
2:P:376:GLU:O	2:P:442:ILE:HA	2.03	0.59
2:M:354:LEU:HD23	2:M:356:PHE:CE1	2.37	0.59
1:F:98:THR:O	1:F:102:GLY:HA2	2.03	0.59

Continued on next page...

Continued from previous page...

Atom-1	Atom-2	Distance(Å)	Clash(Å)
2:Q:465:ILE:N	2:Q:465:ILE:HD12	2.17	0.59
1:D:64:ARG:HG2	1:D:64:ARG:HH11	1.65	0.59
2:R:390:LYS:HD2	6:R:1256:HOH:O	2.01	0.59
1:B:39:LEU:HD11	1:B:93:GLY:HA3	1.85	0.59
2:Q:497:ASN:HD22	2:Q:498:PRO:N	2.00	0.59
1:E:100:ASP:CG	1:E:101:ALA:H	2.06	0.59
1:B:52:LEU:HD22	1:B:52:LEU:C	2.23	0.59
2:M:364:LEU:HD22	2:M:440:ARG:CD	2.26	0.58
2:R:497:ASN:HD22	2:R:499:GLU:N	1.96	0.58
2:Q:361:HIS:H	2:Q:361:HIS:HD2	1.51	0.58
2:R:497:ASN:HD22	2:R:497:ASN:C	2.05	0.58
2:M:536:GLU:HB2	6:M:695:HOH:O	2.03	0.58
1:B:19:ILE:O	2:N:426:VAL:HG21	2.03	0.58
2:M:335:ALA:HB2	2:O:328:ILE:HD12	1.85	0.58
1:B:168:GLU:HA	1:B:171:ILE:HD12	1.86	0.58
2:R:399:MET:HA	2:R:462:HIS:O	2.03	0.58
2:P:411:LYS:O	2:P:414:ARG:NH1	2.37	0.58
2:R:390:LYS:HD3	6:R:1374:HOH:O	2.03	0.58
2:R:497:ASN:ND2	2:R:499:GLU:N	2.47	0.58
1:A:165:GLN:H	1:A:165:GLN:CD	2.06	0.58
2:Q:315:TRP:HZ2	2:Q:503:GLN:NE2	2.01	0.58
2:Q:497:ASN:HD22	2:Q:497:ASN:C	2.07	0.58
1:A:65:ASP:OD2	1:A:133:ARG:HD3	2.03	0.58
1:D:19:ILE:O	2:P:426:VAL:HG21	2.02	0.57
2:P:405:GLY:HA3	6:P:653:HOH:O	2.03	0.57
1:B:3:GLU:OE1	1:B:3:GLU:CA	2.49	0.57
1:B:52:LEU:HD21	1:B:184:ARG:NH1	2.19	0.57
1:F:176:GLU:OE2	1:F:179:GLY:CA	2.51	0.57
1:A:176:GLU:HA	1:A:180:LYS:O	2.05	0.57
1:A:50:LEU:O	1:A:182:ALA:HA	2.04	0.57
2:N:497:ASN:ND2	2:N:499:GLU:HB2	2.19	0.57
2:Q:364:LEU:HD22	2:Q:440:ARG:HD3	1.85	0.57
2:R:307:ARG:NE	2:R:536:GLU:OE2	2.38	0.57
1:D:61:HIS:ND1	1:E:163:GLN:HG3	2.20	0.56
2:R:356:PHE:HD1	2:R:428:ARG:HD3	1.68	0.56
1:B:65:ASP:OD2	1:B:133:ARG:HD3	2.04	0.56
2:P:489:CYS:O	2:P:493:LYS:HG3	2.04	0.56
2:N:313:ARG:O	2:N:318:LYS:HE2	2.05	0.56
1:B:131:PHE:CD2	1:B:138:HIS:HB3	2.40	0.56
1:F:19:ILE:O	2:R:426:VAL:HG21	2.06	0.56
1:E:110:LYS:NZ	1:E:147:ASP:OD1	2.37	0.56
1:F:165:GLN:NE2	1:F:165:GLN:N	2.43	0.56

Continued on next page...

Continued from previous page...

Atom-1	Atom-2	Distance(Å)	Clash(Å)
1:D:153:ALA:CB	1:D:154:LYS:HE3	2.35	0.56
2:O:315:TRP:HZ2	2:O:503:GLN:HE21	1.53	0.56
2:P:522:ARG:NH1	6:P:673:HOH:O	2.38	0.56
2:N:497:ASN:ND2	2:N:499:GLU:H	2.03	0.56
2:Q:361:HIS:CG	4:Q:601:BME:H21	2.40	0.56
2:O:376:GLU:O	2:O:442:ILE:HA	2.05	0.56
2:M:522:ARG:NH1	6:M:662:HOH:O	2.39	0.56
1:F:165:GLN:CD	1:F:165:GLN:H	2.09	0.56
2:M:305:ASN:O	2:M:533:THR:HG23	2.06	0.56
1:F:100:ASP:CG	1:F:101:ALA:H	2.09	0.55
2:M:497:ASN:HD22	2:M:498:PRO:N	2.04	0.55
2:M:315:TRP:HZ2	2:M:503:GLN:NE2	2.03	0.55
1:B:50:LEU:O	1:B:182:ALA:HA	2.05	0.55
1:C:100:ASP:CG	1:C:101:ALA:H	2.10	0.55
1:D:18:HIS:CG	6:D:942:HOH:O	2.59	0.55
2:O:315:TRP:HZ2	2:O:503:GLN:NE2	2.04	0.55
2:P:315:TRP:HZ2	2:P:503:GLN:HE21	1.53	0.55
1:E:168:GLU:HA	1:E:171:ILE:HD12	1.89	0.55
1:A:131:PHE:CD2	2:M:475:ILE:HD12	2.42	0.55
1:E:64:ARG:HH12	1:E:100:ASP:C	2.05	0.55
2:N:497:ASN:HD21	2:N:499:GLU:HB2	1.72	0.55
1:F:35:ILE:HG22	1:F:94:ARG:HG3	1.89	0.54
1:B:176:GLU:HG2	1:B:179:GLY:CA	2.36	0.54
2:N:383:ARG:HG3	2:N:436:TYR:CE1	2.42	0.54
1:D:64:ARG:CZ	1:D:100:ASP:O	2.55	0.54
1:F:168:GLU:HA	1:F:171:ILE:CD1	2.35	0.54
2:O:522:ARG:NH1	6:O:674:HOH:O	2.39	0.54
1:E:133:ARG:HG3	2:Q:326:THR:HG21	1.90	0.54
2:N:359:HIS:O	2:N:366:ASN:HB3	2.07	0.54
1:A:144:TYR:CE1	1:A:158:LEU:HD13	2.43	0.53
2:O:324:TYR:OH	5:O:550:3HB:O1'	2.08	0.53
2:P:359:HIS:O	2:P:366:ASN:HB3	2.09	0.53
2:M:416:LEU:HD23	2:M:416:LEU:C	2.29	0.53
1:D:70:VAL:HG21	1:D:106:LEU:HD21	1.90	0.53
2:R:361:HIS:CG	4:R:601:BME:H21	2.43	0.53
1:B:176:GLU:HG3	1:B:180:LYS:C	2.28	0.53
2:Q:447:TYR:HE1	5:Q:550:3HB:H5	1.73	0.53
2:M:478:LEU:C	2:M:478:LEU:HD23	2.29	0.53
1:D:35:ILE:HG21	1:D:92:PHE:HE2	1.73	0.53
2:M:361:HIS:CG	4:M:601:BME:H21	2.44	0.53
1:B:98:THR:O	1:B:102:GLY:HA2	2.10	0.52
2:Q:405:GLY:HA3	6:Q:1024:HOH:O	2.07	0.52

Continued on next page...

Continued from previous page...

Atom-1	Atom-2	Distance(Å)	Clash(Å)
1:F:18:HIS:CE1	1:F:99:PHE:CE1	2.94	0.52
2:R:356:PHE:CD1	2:R:428:ARG:HD3	2.45	0.52
2:M:359:HIS:O	2:M:366:ASN:HB3	2.10	0.52
2:O:361:HIS:CG	4:O:601:BME:H21	2.44	0.52
2:O:497:ASN:HD22	2:O:497:ASN:C	2.13	0.52
2:R:486:ILE:HB	2:R:487:PRO:HD3	1.91	0.52
1:F:163:GLN:HB3	1:F:165:GLN:NE2	2.25	0.52
1:B:61:HIS:ND1	1:C:163:GLN:HG3	2.25	0.52
1:F:31:ARG:NH1	2:R:428:ARG:HG2	2.25	0.52
1:C:98:THR:O	1:C:102:GLY:HA2	2.10	0.52
1:B:100:ASP:N	1:B:100:ASP:OD1	2.42	0.52
2:R:400:TRP:HA	2:R:425:GLY:O	2.10	0.52
2:R:306:SER:CB	2:R:530:GLN:HE21	2.22	0.52
1:C:165:GLN:N	1:C:165:GLN:NE2	2.54	0.52
1:C:52:LEU:CD2	1:C:184:ARG:NH1	2.73	0.51
2:O:447:TYR:HB2	2:O:448:PRO:HD2	1.92	0.51
1:E:67:PHE:CZ	1:E:94:ARG:HD2	2.43	0.51
1:D:155:CYS:HB3	1:D:158:LEU:HB2	1.92	0.51
1:B:143:LEU:HD23	1:B:143:LEU:C	2.31	0.51
2:R:497:ASN:HD22	2:R:498:PRO:N	2.08	0.51
2:M:361:HIS:ND1	4:M:601:BME:H21	2.25	0.51
2:N:307:ARG:CG	2:N:533:THR:HG22	2.38	0.51
2:Q:376:GLU:O	2:Q:442:ILE:HA	2.10	0.51
1:C:54:GLN:HG3	1:C:184:ARG:HH22	1.76	0.51
2:Q:364:LEU:HD22	2:Q:440:ARG:CD	2.40	0.51
2:N:361:HIS:HD2	2:N:361:HIS:H	1.58	0.50
2:P:497:ASN:HD22	2:P:498:PRO:N	2.09	0.50
1:B:165:GLN:N	1:B:165:GLN:NE2	2.41	0.50
2:M:448:PRO:HB2	2:P:516:MET:HA	1.94	0.50
1:E:176:GLU:OE2	1:E:179:GLY:HA2	2.11	0.50
2:P:497:ASN:ND2	2:P:499:GLU:HB2	2.27	0.50
1:F:176:GLU:OE2	1:F:179:GLY:C	2.49	0.50
2:P:497:ASN:HD22	2:P:497:ASN:C	2.15	0.50
2:N:414:ARG:NE	2:N:414:ARG:HA	2.27	0.50
1:B:163:GLN:HB3	1:B:165:GLN:NE2	2.26	0.50
1:A:78:GLU:CG	2:M:301:PRO:CB	2.85	0.50
2:O:410:HIS:CE1	2:O:412:ASN:H	2.29	0.50
1:F:115:ASN:HA	1:F:121:PRO:HA	1.94	0.50
1:F:131:PHE:O	1:F:132:ALA:HB2	2.12	0.50
2:O:308:PHE:CE1	2:O:530:GLN:HB2	2.46	0.50
2:Q:361:HIS:N	2:Q:361:HIS:CD2	2.77	0.50
1:C:161:ILE:HD13	1:C:196:VAL:HG21	1.94	0.50

Continued on next page...

Continued from previous page...

Atom-1	Atom-2	Distance(Å)	Clash(Å)
2:Q:416:LEU:C	2:Q:416:LEU:HD23	2.33	0.49
1:D:168:GLU:HA	1:D:171:ILE:HD12	1.93	0.49
2:Q:386:ASP:HA	2:Q:527:LEU:O	2.11	0.49
1:D:163:GLN:HG3	1:F:61:HIS:ND1	2.27	0.49
1:D:64:ARG:CG	1:D:64:ARG:HH11	2.22	0.49
2:Q:400:TRP:HA	2:Q:425:GLY:O	2.12	0.49
1:F:184:ARG:HG3	1:F:184:ARG:NH1	2.27	0.49
1:D:18:HIS:CE1	1:D:99:PHE:HE1	2.31	0.49
1:E:39:LEU:CD1	1:E:106:LEU:HD11	2.41	0.49
1:E:143:LEU:HD23	1:E:143:LEU:C	2.33	0.49
2:P:356:PHE:CD1	2:P:428:ARG:HD3	2.47	0.49
1:E:113:VAL:HG13	1:E:122:MET:O	2.13	0.49
1:E:131:PHE:CD2	1:E:138:HIS:HB3	2.47	0.49
2:M:356:PHE:CD1	2:M:428:ARG:HD3	2.48	0.49
2:M:314:ASN:OD1	2:M:318:LYS:HE2	2.12	0.49
2:O:497:ASN:ND2	2:O:499:GLU:HB2	2.27	0.49
2:Q:497:ASN:HA	2:Q:498:PRO:HD2	1.69	0.49
2:O:363:LEU:HD23	2:O:425:GLY:HA2	1.94	0.49
1:F:84:ASN:OD1	1:F:86:GLU:HB2	2.13	0.49
1:E:61:HIS:ND1	1:F:163:GLN:HG3	2.28	0.48
2:P:361:HIS:CD2	2:P:361:HIS:N	2.72	0.48
2:M:497:ASN:HD22	2:M:497:ASN:C	2.17	0.48
2:M:315:TRP:CZ2	2:M:503:GLN:NE2	2.81	0.48
2:P:410:HIS:ND1	2:P:411:LYS:N	2.60	0.48
1:A:132:ALA:HB3	1:A:135:ILE:HD12	1.96	0.48
1:F:155:CYS:O	1:F:159:ASN:ND2	2.43	0.48
2:M:400:TRP:HA	2:M:425:GLY:O	2.13	0.48
2:R:359:HIS:O	2:R:366:ASN:HB3	2.13	0.48
1:B:177:VAL:O	1:B:180:LYS:HB3	2.13	0.48
1:E:131:PHE:CE2	1:E:138:HIS:HB3	2.48	0.48
2:N:399:MET:HA	2:N:462:HIS:O	2.13	0.48
1:D:51:LEU:O	1:D:105:THR:HA	2.12	0.48
2:N:400:TRP:HA	2:N:425:GLY:O	2.13	0.48
1:D:100:ASP:OD1	1:D:100:ASP:N	2.36	0.48
1:E:167:ARG:O	1:E:171:ILE:HD12	2.13	0.48
2:R:416:LEU:HD23	2:R:417:ALA:N	2.29	0.48
2:R:315:TRP:HZ2	2:R:503:GLN:HE21	1.61	0.48
2:M:495:ILE:HG21	2:M:500:ALA:HB3	1.95	0.48
1:F:17:VAL:CG2	1:F:21:LEU:HD12	2.43	0.48
1:F:18:HIS:CG	6:F:1414:HOH:O	2.66	0.48
2:R:497:ASN:HA	2:R:498:PRO:HD3	1.79	0.48
2:M:495:ILE:CG2	2:M:500:ALA:HB3	2.44	0.48

Continued on next page...

Continued from previous page...

Atom-1	Atom-2	Distance(Å)	Clash(Å)
2:M:363:LEU:HD23	2:M:425:GLY:HA2	1.95	0.47
1:E:39:LEU:HD11	1:E:93:GLY:HA3	1.97	0.47
1:C:163:GLN:HB3	1:C:165:GLN:HE21	1.72	0.47
2:M:448:PRO:CB	2:P:516:MET:HA	2.44	0.47
1:E:176:GLU:HG2	1:E:179:GLY:HA2	1.96	0.47
1:E:6:PRO:HB2	2:Q:503:GLN:HE22	1.79	0.47
1:C:35:ILE:HG21	1:C:92:PHE:CE2	2.48	0.47
2:O:356:PHE:HD1	2:O:428:ARG:CD	2.28	0.47
1:D:28:ASN:HB3	1:D:29:PRO:HD2	1.95	0.47
1:C:41:LYS:NZ	1:C:86:GLU:O	2.31	0.47
1:A:163:GLN:HA	1:A:164:PRO:HD2	1.80	0.47
1:D:50:LEU:O	1:D:182:ALA:HA	2.15	0.47
1:E:22:ALA:O	1:E:25:ALA:HB3	2.14	0.47
1:F:176:GLU:CG	1:F:179:GLY:HA2	2.44	0.47
2:M:446:PRO:HD2	2:P:376:GLU:HG2	1.96	0.47
2:P:356:PHE:HD1	2:P:428:ARG:HD3	1.79	0.47
2:O:307:ARG:HG2	2:O:533:THR:HG22	1.95	0.47
1:D:52:LEU:C	1:D:52:LEU:HD22	2.35	0.47
1:B:155:CYS:HB3	1:B:158:LEU:HB2	1.97	0.47
2:Q:315:TRP:CZ2	2:Q:503:GLN:NE2	2.82	0.47
1:C:131:PHE:CD2	1:C:138:HIS:HB3	2.49	0.47
1:E:120:VAL:HA	1:E:121:PRO:HD3	1.82	0.47
2:O:484:PRO:O	2:O:487:PRO:HD2	2.14	0.47
2:Q:359:HIS:O	2:Q:366:ASN:HB3	2.15	0.47
1:C:99:PHE:HE2	2:O:411:LYS:HD2	1.76	0.47
2:O:486:ILE:HB	2:O:487:PRO:HD3	1.98	0.46
2:O:381:ALA:O	2:O:522:ARG:HA	2.15	0.46
1:A:28:ASN:HB3	1:A:29:PRO:HD2	1.97	0.46
1:D:36:TRP:CE3	1:D:36:TRP:HA	2.49	0.46
2:N:315:TRP:HZ2	2:N:503:GLN:HE21	1.61	0.46
2:O:356:PHE:HD1	2:O:428:ARG:HD2	1.81	0.46
2:O:360:ASP:HB3	2:O:428:ARG:HG3	1.97	0.46
2:R:465:ILE:N	2:R:465:ILE:HD12	2.30	0.46
2:R:383:ARG:HG3	2:R:436:TYR:CE1	2.50	0.46
1:D:64:ARG:NH1	1:D:100:ASP:C	2.60	0.46
1:F:64:ARG:HD3	1:F:99:PHE:O	2.15	0.46
2:Q:438:SER:O	4:Q:601:BME:H22	2.15	0.46
1:F:131:PHE:CE2	1:F:138:HIS:HB3	2.51	0.46
2:O:410:HIS:ND1	2:O:411:LYS:N	2.64	0.46
2:P:489:CYS:HA	2:P:490:PRO:HD3	1.71	0.46
1:F:131:PHE:CD2	1:F:138:HIS:HB3	2.51	0.46
1:C:50:LEU:O	1:C:182:ALA:HA	2.15	0.46

Continued on next page...

Continued from previous page...

Atom-1	Atom-2	Distance(Å)	Clash(Å)
2:Q:408:TYR:HE1	2:Q:447:TYR:CE2	2.34	0.46
1:A:6:PRO:HB2	2:M:503:GLN:HE22	1.81	0.46
2:Q:364:LEU:HB2	2:Q:440:ARG:HD3	1.97	0.46
2:N:448:PRO:HD3	2:N:456:TRP:CZ3	2.51	0.46
1:E:164:PRO:HD2	1:E:165:GLN:HE22	1.80	0.46
1:A:98:THR:O	1:A:102:GLY:HA2	2.15	0.46
1:F:176:GLU:HA	1:F:180:LYS:O	2.16	0.46
1:C:143:LEU:C	1:C:143:LEU:HD23	2.36	0.46
2:Q:399:MET:HA	2:Q:462:HIS:O	2.16	0.46
2:M:447:TYR:HE1	5:M:550:3HB:H5	1.81	0.45
2:Q:489:CYS:HA	2:Q:490:PRO:HD3	1.71	0.45
1:E:164:PRO:N	1:E:165:GLN:NE2	2.64	0.45
2:M:307:ARG:HD2	6:M:652:HOH:O	2.15	0.45
2:R:431:THR:HG22	2:R:437:TYR:HB3	1.98	0.45
1:D:180:LYS:HG3	1:D:181:THR:N	2.30	0.45
2:P:410:HIS:CE1	2:P:412:ASN:H	2.33	0.45
1:A:163:GLN:OE1	1:A:165:GLN:NE2	2.45	0.45
2:Q:408:TYR:HE1	2:Q:447:TYR:CZ	2.34	0.45
1:E:4:LEU:HB3	2:Q:387:GLN:HB3	1.98	0.45
1:E:64:ARG:CG	1:E:64:ARG:NH1	2.59	0.45
1:A:165:GLN:H	1:A:165:GLN:NE2	2.14	0.45
1:C:155:CYS:O	1:C:159:ASN:ND2	2.49	0.45
2:O:478:LEU:C	2:O:478:LEU:HD23	2.36	0.45
2:O:489:CYS:HA	2:O:490:PRO:HD3	1.76	0.45
2:N:497:ASN:HA	2:N:498:PRO:HD3	1.87	0.45
1:C:3:GLU:OE1	1:C:3:GLU:CA	2.63	0.45
1:F:38:ARG:HA	1:F:107:HIS:HB2	1.98	0.45
1:D:131:PHE:CD2	1:D:138:HIS:HB3	2.52	0.45
1:A:4:LEU:HB3	2:M:387:GLN:HB3	1.98	0.45
2:O:304:ASP:HB2	2:O:343:ILE:HB	1.98	0.45
1:A:64:ARG:HD3	1:A:99:PHE:O	2.16	0.45
2:N:361:HIS:CG	4:N:601:BME:H21	2.51	0.45
1:C:66:SER:HA	1:C:132:ALA:HB2	1.99	0.45
2:P:315:TRP:HZ2	2:P:503:GLN:NE2	2.15	0.45
1:D:70:VAL:HG11	1:D:106:LEU:HD21	1.99	0.45
2:M:361:HIS:N	2:M:361:HIS:CD2	2.68	0.45
2:Q:497:ASN:ND2	2:Q:499:GLU:OE1	2.44	0.45
2:O:356:PHE:CD1	2:O:428:ARG:HD3	2.52	0.45
1:F:143:LEU:HD23	1:F:143:LEU:C	2.37	0.45
2:R:447:TYR:HE1	5:R:550:3HB:H5	1.82	0.45
1:E:5:LEU:O	2:Q:387:GLN:HG2	2.17	0.45
2:O:416:LEU:C	2:O:416:LEU:HD23	2.38	0.45

Continued on next page...

Continued from previous page...

Atom-1	Atom-2	Distance(Å)	Clash(Å)
1:D:63:VAL:HG12	1:D:66:SER:HB3	1.99	0.45
1:F:165:GLN:N	1:F:165:GLN:HE21	2.10	0.44
1:C:64:ARG:HG2	1:C:64:ARG:HH11	1.83	0.44
2:R:415:TYR:CE1	2:R:416:LEU:HD22	2.52	0.44
1:F:114:VAL:HG23	1:F:122:MET:CE	2.47	0.44
1:D:100:ASP:CG	1:D:101:ALA:N	2.70	0.44
2:P:364:LEU:CD2	2:P:440:ARG:HD3	2.31	0.44
2:P:360:ASP:HB3	2:P:428:ARG:HG3	1.98	0.44
2:R:432:ASP:C	2:R:432:ASP:OD1	2.55	0.44
2:P:400:TRP:HA	2:P:425:GLY:O	2.17	0.44
1:C:52:LEU:HD21	1:C:184:ARG:NH1	2.32	0.44
1:B:131:PHE:CE2	1:B:138:HIS:HB3	2.52	0.44
1:F:52:LEU:O	1:F:184:ARG:HA	2.18	0.44
1:C:64:ARG:HG2	1:C:64:ARG:NH1	2.32	0.44
2:O:472:THR:HG22	2:O:528:ARG:HB2	1.99	0.44
1:C:19:ILE:HG21	1:C:19:ILE:HD13	1.74	0.44
1:C:4:LEU:HB3	2:O:387:GLN:HB3	2.00	0.44
2:Q:385:VAL:O	2:Q:526:VAL:HA	2.17	0.44
2:M:303:GLN:CB	2:M:305:ASN:ND2	2.81	0.44
2:M:360:ASP:OD2	2:M:428:ARG:HD2	2.18	0.44
2:R:416:LEU:HD23	2:R:416:LEU:C	2.38	0.44
1:F:114:VAL:HG23	1:F:122:MET:HE2	2.00	0.44
1:F:78:GLU:HB2	1:F:80:GLN:HE21	1.82	0.44
2:O:497:ASN:HA	2:O:498:PRO:HD2	1.62	0.44
2:Q:486:ILE:N	2:Q:487:PRO:HD2	2.33	0.44
1:D:143:LEU:HD23	1:D:143:LEU:C	2.37	0.44
1:C:163:GLN:CB	1:C:165:GLN:HE22	2.25	0.43
2:M:390:LYS:HA	2:M:391:PRO:HD3	1.87	0.43
2:O:410:HIS:ND1	2:O:412:ASN:N	2.56	0.43
1:B:64:ARG:NE	6:B:280:HOH:O	2.41	0.43
1:B:52:LEU:C	1:B:52:LEU:CD2	2.86	0.43
1:F:41:LYS:HD2	1:F:88:ALA:HA	2.00	0.43
1:A:114:VAL:HG23	1:A:122:MET:HE2	2.00	0.43
2:R:505:ILE:HG22	2:R:507:LYS:HE3	1.99	0.43
1:C:18:HIS:CE1	1:C:99:PHE:HE1	2.35	0.43
2:R:489:CYS:HA	2:R:490:PRO:HD3	1.74	0.43
1:F:74:ASP:HB2	6:F:1268:HOH:O	2.16	0.43
2:O:315:TRP:CZ2	2:O:503:GLN:NE2	2.84	0.43
1:E:176:GLU:HA	1:E:180:LYS:O	2.18	0.43
1:C:70:VAL:HG11	1:C:106:LEU:CD2	2.48	0.43
2:R:410:HIS:ND1	2:R:411:LYS:N	2.66	0.43
1:E:70:VAL:HG12	1:E:128:ILE:HG12	2.00	0.43

Continued on next page...

Continued from previous page...

Atom-1	Atom-2	Distance(Å)	Clash(Å)
2:O:497:ASN:HD22	2:O:498:PRO:N	2.16	0.43
1:B:18:HIS:CE1	1:B:99:PHE:HE1	2.36	0.43
2:P:318:LYS:HD3	2:P:318:LYS:HA	1.55	0.43
1:A:131:PHE:CD2	1:A:138:HIS:HB3	2.53	0.43
1:D:35:ILE:HG21	1:D:92:PHE:CE2	2.52	0.43
1:E:20:GLY:HA2	2:Q:426:VAL:HG13	2.00	0.43
2:N:360:ASP:O	2:N:427:GLY:HA2	2.18	0.43
1:C:168:GLU:HA	1:C:171:ILE:HD12	2.01	0.43
2:N:489:CYS:HA	2:N:490:PRO:HD3	1.76	0.43
2:P:447:TYR:HB2	2:P:448:PRO:HD2	2.00	0.43
2:R:315:TRP:CZ2	2:R:503:GLN:NE2	2.80	0.43
1:E:52:LEU:HA	1:E:104:TRP:O	2.18	0.43
1:D:52:LEU:HA	1:D:104:TRP:O	2.18	0.43
1:F:50:LEU:O	1:F:182:ALA:HA	2.19	0.43
2:P:326:THR:HG22	2:P:330:ARG:HD2	2.00	0.43
2:R:495:ILE:CG2	2:R:500:ALA:HB3	2.49	0.43
1:D:191:GLY:O	1:D:194:GLU:HB2	2.18	0.43
1:C:48:HIS:HA	1:C:109:VAL:HG12	2.00	0.43
2:R:372:LEU:HD12	2:R:372:LEU:HA	1.79	0.43
1:C:191:GLY:O	1:C:194:GLU:HB2	2.19	0.43
1:A:180:LYS:HG2	1:A:181:THR:N	2.33	0.42
2:N:361:HIS:CD2	6:N:709:HOH:O	2.72	0.42
1:D:131:PHE:CE2	1:D:138:HIS:HB3	2.53	0.42
1:E:8:THR:HA	1:E:9:PRO:HD3	1.85	0.42
2:O:420:ASP:HA	2:O:421:PRO:HD2	1.75	0.42
2:Q:478:LEU:C	2:Q:478:LEU:HD23	2.40	0.42
2:P:381:ALA:O	2:P:522:ARG:HA	2.19	0.42
2:R:341:GLN:HB3	2:R:346:THR:CG2	2.50	0.42
2:R:522:ARG:NE	2:R:524:ASP:OD1	2.53	0.42
2:R:415:TYR:CE1	2:R:416:LEU:CD2	3.02	0.42
1:B:161:ILE:HD13	1:B:196:VAL:HG21	2.02	0.42
1:F:18:HIS:ND1	6:F:1414:HOH:O	2.37	0.42
1:E:100:ASP:OD1	1:E:100:ASP:N	2.38	0.42
1:B:176:GLU:HA	1:B:180:LYS:O	2.19	0.42
1:F:69:GLU:OE2	1:F:94:ARG:HD3	2.19	0.42
1:B:33:GLN:CG	1:B:85:LEU:HD12	2.49	0.42
2:Q:497:ASN:HD22	2:Q:498:PRO:CD	2.32	0.42
1:F:19:ILE:HG21	1:F:19:ILE:HD13	1.79	0.42
2:R:468:PRO:HD2	2:R:472:THR:HG21	2.02	0.42
2:M:448:PRO:HD3	2:M:456:TRP:CZ3	2.54	0.42
1:F:36:TRP:CG	1:F:37:ASN:N	2.88	0.42
2:N:376:GLU:O	2:N:442:ILE:HA	2.20	0.42

Continued on next page...

Continued from previous page...

Atom-1	Atom-2	Distance(Å)	Clash(Å)
1:B:116:ASN:HB2	6:B:317:HOH:O	2.20	0.42
1:D:98:THR:O	1:D:102:GLY:HA2	2.20	0.42
1:E:53:GLY:O	1:E:103:GLU:HG3	2.19	0.42
1:C:99:PHE:CD2	2:O:411:LYS:HD2	2.54	0.42
2:Q:362:ASP:OD1	2:Q:364:LEU:HB2	2.19	0.42
2:R:361:HIS:ND1	4:R:601:BME:H21	2.34	0.42
1:A:78:GLU:HB3	1:A:80:GLN:HE21	1.85	0.42
1:F:47:GLU:O	1:F:49:ILE:HG23	2.20	0.42
2:M:497:ASN:HA	2:M:498:PRO:HD2	1.79	0.42
2:R:536:GLU:HG3	6:R:1229:HOH:O	2.18	0.42
1:A:19:ILE:HD13	1:A:19:ILE:HG21	1.85	0.42
2:Q:316:HIS:HB3	2:Q:317:PRO:HD2	2.02	0.42
2:R:390:LYS:HA	2:R:391:PRO:HD3	1.92	0.41
1:B:158:LEU:HD12	1:B:158:LEU:HA	1.91	0.41
2:P:307:ARG:HA	2:P:307:ARG:HD3	1.86	0.41
1:D:8:THR:HA	1:D:9:PRO:HD3	1.85	0.41
1:D:64:ARG:CG	1:D:64:ARG:NH1	2.75	0.41
1:E:98:THR:HG1	1:E:103:GLU:H	1.68	0.41
2:R:306:SER:OG	2:R:530:GLN:NE2	2.49	0.41
1:A:35:ILE:HD13	2:M:351:PHE:CE1	2.55	0.41
2:P:399:MET:HA	2:P:462:HIS:O	2.21	0.41
2:R:447:TYR:HB2	2:R:448:PRO:HD2	2.02	0.41
2:Q:390:LYS:HA	2:Q:391:PRO:HD3	1.80	0.41
2:O:364:LEU:HD11	2:O:442:ILE:HG23	2.03	0.41
2:O:413:ASP:C	2:O:414:ARG:HD2	2.40	0.41
1:B:140:HIS:O	1:B:197:PHE:HA	2.20	0.41
1:E:163:GLN:HA	1:E:164:PRO:HD3	1.93	0.41
1:A:145:PHE:O	1:A:152:ASN:ND2	2.51	0.41
2:N:447:TYR:CE2	2:N:460:HIS:HE1	2.39	0.41
2:O:410:HIS:CE1	2:O:411:LYS:HG3	2.55	0.41
1:C:192:GLU:O	1:C:192:GLU:HG2	2.21	0.41
2:P:390:LYS:HE2	6:P:725:HOH:O	2.21	0.41
1:F:98:THR:HB	1:F:100:ASP:CG	2.40	0.41
1:F:77:GLY:O	1:F:114:VAL:HG12	2.21	0.41
1:E:199:ASP:O	2:Q:338:SER:HA	2.21	0.41
2:M:487:PRO:O	2:M:493:LYS:HE2	2.21	0.41
1:A:70:VAL:HG21	1:A:106:LEU:HD21	2.03	0.41
1:E:177:VAL:HG12	1:E:178:ASP:OD2	2.21	0.41
1:D:163:GLN:HB3	1:D:165:GLN:NE2	2.36	0.41
1:A:176:GLU:OE2	1:A:179:GLY:CA	2.68	0.41
2:P:478:LEU:C	2:P:478:LEU:HD23	2.41	0.41
2:R:363:LEU:HD12	2:R:363:LEU:N	2.36	0.41

Continued on next page...

Continued from previous page...

Atom-1	Atom-2	Distance(Å)	Clash(Å)
1:B:162:GLU:O	1:B:164:PRO:HD3	2.21	0.41
1:B:172:ALA:HB1	1:B:183:TYR:HB3	2.03	0.41
1:A:110:LYS:HG3	1:A:111:PRO:HD2	2.03	0.41
2:Q:361:HIS:ND1	4:Q:601:BME:H21	2.36	0.41
2:M:497:ASN:ND2	2:M:499:GLU:HB2	2.35	0.41
1:D:35:ILE:HD13	2:P:351:PHE:CE1	2.56	0.41
2:O:359:HIS:O	2:O:366:ASN:HB3	2.21	0.41
2:M:447:TYR:HB2	2:M:448:PRO:HD2	2.02	0.40
2:O:497:ASN:HD21	2:O:499:GLU:HB2	1.86	0.40
1:C:63:VAL:HG12	1:C:66:SER:HB3	2.03	0.40
1:F:52:LEU:CD2	1:F:184:ARG:NH1	2.84	0.40
2:M:376:GLU:O	2:M:442:ILE:HA	2.20	0.40
1:A:44:ALA:O	1:A:48:HIS:NE2	2.36	0.40
2:M:385:VAL:O	2:M:526:VAL:HA	2.20	0.40
2:M:489:CYS:HA	2:M:490:PRO:HD3	1.74	0.40
2:Q:360:ASP:O	2:Q:427:GLY:HA2	2.22	0.40
2:P:383:ARG:NH2	2:P:391:PRO:HG3	2.35	0.40
1:F:163:GLN:HA	1:F:164:PRO:HD2	1.81	0.40
2:M:377:ARG:NE	2:P:416:LEU:HD21	2.35	0.40
1:A:19:ILE:HG21	2:M:410:HIS:HB2	2.02	0.40
1:E:50:LEU:O	1:E:182:ALA:HA	2.21	0.40
1:E:165:GLN:NE2	1:E:165:GLN:N	2.11	0.40
2:Q:390:LYS:HE2	6:Q:1138:HOH:O	2.21	0.40
1:D:120:VAL:HA	1:D:121:PRO:HD3	1.83	0.40
1:A:18:HIS:CE1	1:A:99:PHE:HE1	2.40	0.40
2:N:315:TRP:HZ2	2:N:503:GLN:NE2	2.18	0.40
2:Q:420:ASP:HA	2:Q:421:PRO:HD2	1.87	0.40
1:A:54:GLN:HG2	1:A:102:GLY:O	2.21	0.40
1:E:70:VAL:HG21	1:E:106:LEU:HD21	2.03	0.40
1:E:108:THR:OG1	1:E:109:VAL:N	2.52	0.40
2:O:354:LEU:HD12	2:O:354:LEU:HA	1.95	0.40
1:B:115:ASN:HA	1:B:121:PRO:HA	2.03	0.40

There are no symmetry-related clashes.

5.3 Torsion angles

5.3.1 Protein backbone ⓘ

In the following table, the Percentiles column shows the percent Ramachandran outliers of the chain as a percentile score with respect to all X-ray entries followed by that with respect to entries

of similar resolution. The Analysed column shows the number of residues for which the backbone conformation was analysed, and the total number of residues.

Mol	Chain	Analysed	Favoured	Allowed	Outliers	Percentiles	
1	A	198/200 (99%)	193 (98%)	5 (2%)	0	100	100
1	B	198/200 (99%)	192 (97%)	6 (3%)	0	100	100
1	C	198/200 (99%)	191 (96%)	7 (4%)	0	100	100
1	D	198/200 (99%)	189 (96%)	9 (4%)	0	100	100
1	E	198/200 (99%)	186 (94%)	12 (6%)	0	100	100
1	F	198/200 (99%)	189 (96%)	9 (4%)	0	100	100
2	M	229/238 (96%)	220 (96%)	9 (4%)	0	100	100
2	N	229/238 (96%)	221 (96%)	8 (4%)	0	100	100
2	O	229/238 (96%)	220 (96%)	9 (4%)	0	100	100
2	P	229/238 (96%)	222 (97%)	7 (3%)	0	100	100
2	Q	229/238 (96%)	223 (97%)	6 (3%)	0	100	100
2	R	229/238 (96%)	217 (95%)	12 (5%)	0	100	100
All	All	2562/2628 (98%)	2463 (96%)	99 (4%)	0	100	100

There are no Ramachandran outliers to report.

5.3.2 Protein sidechains ⓘ

In the following table, the Percentiles column shows the percent sidechain outliers of the chain as a percentile score with respect to all X-ray entries followed by that with respect to entries of similar resolution. The Analysed column shows the number of residues for which the sidechain conformation was analysed, and the total number of residues.

Mol	Chain	Analysed	Rotameric	Outliers	Percentiles	
1	A	162/163 (99%)	155 (96%)	7 (4%)	40	47
1	B	162/163 (99%)	154 (95%)	8 (5%)	35	40
1	C	162/163 (99%)	156 (96%)	6 (4%)	45	54
1	D	162/163 (99%)	156 (96%)	6 (4%)	45	54
1	E	162/163 (99%)	153 (94%)	9 (6%)	30	33
1	F	162/163 (99%)	158 (98%)	4 (2%)	60	71
2	M	196/202 (97%)	184 (94%)	12 (6%)	26	28
2	N	196/202 (97%)	184 (94%)	12 (6%)	26	28

Continued on next page...

Continued from previous page...

Mol	Chain	Analysed	Rotameric	Outliers	Percentiles	
2	O	196/202 (97%)	186 (95%)	10 (5%)	33	38
2	P	196/202 (97%)	186 (95%)	10 (5%)	33	38
2	Q	196/202 (97%)	186 (95%)	10 (5%)	33	38
2	R	196/202 (97%)	185 (94%)	11 (6%)	30	33
All	All	2148/2190 (98%)	2043 (95%)	105 (5%)	35	40

All (105) residues with a non-rotameric sidechain are listed below:

Mol	Chain	Res	Type
1	A	4	LEU
1	A	19	ILE
1	A	38	ARG
1	A	43	ASP
1	A	52	LEU
1	A	133	ARG
1	A	165	GLN
2	M	301	PRO
2	M	372	LEU
2	M	395	THR
2	M	411	LYS
2	M	414	ARG
2	M	416	LEU
2	M	428	ARG
2	M	433	SER
2	M	434	ASP
2	M	440	ARG
2	M	497	ASN
2	M	507	LYS
1	B	4	LEU
1	B	19	ILE
1	B	32	ASP
1	B	38	ARG
1	B	52	LEU
1	B	158	LEU
1	B	165	GLN
1	B	176	GLU
2	N	364	LEU
2	N	372	LEU
2	N	395	THR
2	N	399	MET
2	N	411	LYS

Continued on next page...

Continued from previous page...

Mol	Chain	Res	Type
2	N	416	LEU
2	N	428	ARG
2	N	433	SER
2	N	442	ILE
2	N	497	ASN
2	N	507	LYS
2	N	534	HIS
1	C	4	LEU
1	C	19	ILE
1	C	38	ARG
1	C	52	LEU
1	C	164	PRO
1	C	165	GLN
2	O	372	LEU
2	O	393	PRO
2	O	395	THR
2	O	411	LYS
2	O	416	LEU
2	O	428	ARG
2	O	434	ASP
2	O	497	ASN
2	O	507	LYS
2	O	534	HIS
1	D	4	LEU
1	D	19	ILE
1	D	38	ARG
1	D	52	LEU
1	D	165	GLN
1	D	180	LYS
2	P	395	THR
2	P	411	LYS
2	P	414	ARG
2	P	416	LEU
2	P	428	ARG
2	P	433	SER
2	P	434	ASP
2	P	440	ARG
2	P	478	LEU
2	P	497	ASN
1	E	4	LEU
1	E	19	ILE
1	E	32	ASP

Continued on next page...

Continued from previous page...

Mol	Chain	Res	Type
1	E	38	ARG
1	E	52	LEU
1	E	133	ARG
1	E	150	GLN
1	E	165	GLN
1	E	180	LYS
2	Q	306	SER
2	Q	372	LEU
2	Q	395	THR
2	Q	399	MET
2	Q	416	LEU
2	Q	428	ARG
2	Q	433	SER
2	Q	497	ASN
2	Q	507	LYS
2	Q	534	HIS
1	F	4	LEU
1	F	19	ILE
1	F	52	LEU
1	F	165	GLN
2	R	306	SER
2	R	372	LEU
2	R	395	THR
2	R	416	LEU
2	R	428	ARG
2	R	433	SER
2	R	434	ASP
2	R	497	ASN
2	R	499	GLU
2	R	507	LYS
2	R	534	HIS

Some sidechains can be flipped to improve hydrogen bonding and reduce clashes. All (31) such sidechains are listed below:

Mol	Chain	Res	Type
1	A	163	GLN
1	A	165	GLN
2	M	305	ASN
2	M	361	HIS
2	M	412	ASN
2	M	497	ASN
2	M	503	GLN

Continued on next page...

Continued from previous page...

Mol	Chain	Res	Type
1	B	165	GLN
2	N	361	HIS
2	N	412	ASN
2	N	497	ASN
2	N	503	GLN
1	C	165	GLN
2	O	361	HIS
2	O	497	ASN
2	O	503	GLN
1	D	163	GLN
1	D	165	GLN
2	P	361	HIS
2	P	412	ASN
2	P	497	ASN
2	P	503	GLN
1	E	165	GLN
2	Q	361	HIS
2	Q	497	ASN
2	Q	503	GLN
1	F	165	GLN
2	R	361	HIS
2	R	497	ASN
2	R	503	GLN
2	R	530	GLN

5.3.3 RNA ⓘ

There are no RNA chains in this entry.

5.4 Non-standard residues in protein, DNA, RNA chains ⓘ

There are no non-standard protein/DNA/RNA residues in this entry.

5.5 Carbohydrates ⓘ

There are no carbohydrates in this entry.

5.6 Ligand geometry ⓘ

Of 24 ligands modelled in this entry, 6 are monoatomic - leaving 18 for Mogul analysis.

In the following table, the Counts columns list the number of bonds (or angles) for which Mogul statistics could be retrieved, the number of bonds (or angles) that are observed in the model and the number of bonds (or angles) that are defined in the chemical component dictionary. The Link column lists molecule types, if any, to which the group is linked. The Z score for a bond length (or angle) is the number of standard deviations the observed value is removed from the expected value. A bond length (or angle) with $|Z| > 2$ is considered an outlier worth inspection. RMSZ is the root-mean-square of all Z scores of the bond lengths (or angles).

Mol	Type	Chain	Res	Link	Bond lengths			Bond angles		
					Counts	RMSZ	# $ Z > 2$	Counts	RMSZ	# $ Z > 2$
5	3HB	M	550	-	10,10,10	1.26	1 (10%)	13,13,13	1.12	1 (7%)
5	3HB	M	551	-	10,10,10	1.15	1 (10%)	13,13,13	1.16	2 (15%)
4	BME	M	601	2	3,3,3	0.38	0	2,2,2	1.00	0
5	3HB	N	550	-	10,10,10	1.26	2 (20%)	13,13,13	1.16	2 (15%)
5	3HB	N	551	-	10,10,10	1.23	1 (10%)	13,13,13	1.21	2 (15%)
4	BME	N	601	2	3,3,3	0.23	0	2,2,2	0.57	0
5	3HB	O	550	-	10,10,10	1.29	2 (20%)	13,13,13	1.38	2 (15%)
5	3HB	O	551	-	10,10,10	1.18	1 (10%)	13,13,13	0.98	1 (7%)
4	BME	O	601	2	3,3,3	0.53	0	2,2,2	1.34	0
5	3HB	P	550	-	10,10,10	1.20	1 (10%)	13,13,13	1.12	2 (15%)
5	3HB	P	551	-	10,10,10	1.24	1 (10%)	13,13,13	1.04	1 (7%)
4	BME	P	601	2	3,3,3	0.69	0	2,2,2	2.57	1 (50%)
5	3HB	Q	550	-	10,10,10	1.41	2 (20%)	13,13,13	1.50	2 (15%)
5	3HB	Q	551	-	10,10,10	1.21	1 (10%)	13,13,13	1.01	1 (7%)
4	BME	Q	601	2	3,3,3	1.05	0	2,2,2	3.65	1 (50%)
5	3HB	R	550	2	10,10,10	1.22	0	13,13,13	1.59	2 (15%)
5	3HB	R	551	-	10,10,10	1.12	1 (10%)	13,13,13	0.98	1 (7%)
4	BME	R	601	2	3,3,3	0.57	0	2,2,2	1.55	1 (50%)

In the following table, the Chirals column lists the number of chiral outliers, the number of chiral centers analysed, the number of these observed in the model and the number defined in the chemical component dictionary. Similar counts are reported in the Torsion and Rings columns. '-' means no outliers of that kind were identified.

Mol	Type	Chain	Res	Link	Chirals	Torsions	Rings
5	3HB	M	550	-	-	0/4/4/4	0/1/1/1
5	3HB	M	551	-	-	0/4/4/4	0/1/1/1
4	BME	M	601	2	-	0/1/1/1	0/0/0/0
5	3HB	N	550	-	-	0/4/4/4	0/1/1/1
5	3HB	N	551	-	-	0/4/4/4	0/1/1/1
4	BME	N	601	2	-	0/1/1/1	0/0/0/0

Continued on next page...

Continued from previous page...

Mol	Type	Chain	Res	Link	Chirals	Torsions	Rings
5	3HB	O	550	-	-	0/4/4/4	0/1/1/1
5	3HB	O	551	-	-	0/4/4/4	0/1/1/1
4	BME	O	601	2	-	0/1/1/1	0/0/0/0
5	3HB	P	550	-	-	0/4/4/4	0/1/1/1
5	3HB	P	551	-	-	0/4/4/4	0/1/1/1
4	BME	P	601	2	-	0/1/1/1	0/0/0/0
5	3HB	Q	550	-	-	0/4/4/4	0/1/1/1
5	3HB	Q	551	-	-	0/4/4/4	0/1/1/1
4	BME	Q	601	2	-	0/1/1/1	0/0/0/0
5	3HB	R	550	2	-	0/4/4/4	0/1/1/1
5	3HB	R	551	-	-	0/4/4/4	0/1/1/1
4	BME	R	601	2	-	0/1/1/1	0/0/0/0

All (14) bond length outliers are listed below:

Mol	Chain	Res	Type	Atoms	Z	Observed(Å)	Ideal(Å)
5	N	551	3HB	C1-C1'	3.01	1.55	1.49
5	P	551	3HB	C1-C1'	2.90	1.55	1.49
5	Q	551	3HB	C1-C1'	2.88	1.55	1.49
5	R	551	3HB	C1-C1'	2.78	1.54	1.49
5	Q	550	3HB	C2-C1	2.77	1.43	1.39
5	M	551	3HB	C1-C1'	2.67	1.54	1.49
5	O	551	3HB	C1-C1'	2.59	1.54	1.49
5	O	550	3HB	C2-C1	2.32	1.42	1.39
5	Q	550	3HB	C1-C1'	2.31	1.53	1.49
5	P	550	3HB	C2-C1	2.23	1.42	1.39
5	O	550	3HB	O2'-C1'	-2.20	1.23	1.30
5	M	550	3HB	C1-C1'	2.18	1.53	1.49
5	N	550	3HB	C1-C1'	2.09	1.53	1.49
5	N	550	3HB	C2-C1	2.04	1.42	1.39

All (22) bond angle outliers are listed below:

Mol	Chain	Res	Type	Atoms	Z	Observed(°)	Ideal(°)
4	Q	601	BME	C1-C2-S2	-5.10	104.25	113.03
4	P	601	BME	C1-C2-S2	-3.58	106.86	113.03
5	R	550	3HB	O2'-C1'-C1	3.48	124.20	115.01
5	O	550	3HB	O2'-C1'-C1	3.32	123.78	115.01
5	N	551	3HB	O2'-C1'-O1'	-3.21	116.06	123.35
5	M	551	3HB	O2'-C1'-O1'	-2.90	116.77	123.35
5	P	550	3HB	O2'-C1'-C1	2.81	122.44	115.01
5	M	550	3HB	O2'-C1'-C1	2.77	122.34	115.01

Continued on next page...

Continued from previous page...

Mol	Chain	Res	Type	Atoms	Z	Observed(°)	Ideal(°)
5	Q	550	3HB	O2'-C1'-C1	2.67	122.07	115.01
5	M	551	3HB	O2'-C1'-C1	2.61	121.91	115.01
5	O	550	3HB	O2'-C1'-O1'	-2.56	117.54	123.35
5	P	551	3HB	O2'-C1'-O1'	-2.53	117.62	123.35
5	R	550	3HB	O2'-C1'-O1'	-2.45	117.78	123.35
5	N	551	3HB	O2'-C1'-C1	2.39	121.33	115.01
5	R	551	3HB	O2'-C1'-C1	2.35	121.22	115.01
5	P	550	3HB	O2'-C1'-O1'	-2.31	118.11	123.35
4	R	601	BME	C1-C2-S2	-2.13	109.36	113.03
5	N	550	3HB	O2'-C1'-C1	2.12	120.62	115.01
5	O	551	3HB	O2'-C1'-O1'	-2.11	118.55	123.35
5	Q	551	3HB	O2'-C1'-C1	2.11	120.59	115.01
5	N	550	3HB	O2'-C1'-O1'	-2.03	118.74	123.35
5	Q	550	3HB	C5-C6-C1	-2.02	117.69	120.32

There are no chirality outliers.

There are no torsion outliers.

There are no ring outliers.

5.7 Other polymers ⓘ

There are no such residues in this entry.

5.8 Polymer linkage issues

There are no chain breaks in this entry.

6 Fit of model and data ⓘ

6.1 Protein, DNA and RNA chains ⓘ

EDS was not executed - this section will therefore be empty.

6.2 Non-standard residues in protein, DNA, RNA chains ⓘ

EDS was not executed - this section will therefore be empty.

6.3 Carbohydrates ⓘ

EDS was not executed - this section will therefore be empty.

6.4 Ligands ⓘ

EDS was not executed - this section will therefore be empty.

6.5 Other polymers ⓘ

EDS was not executed - this section will therefore be empty.