



# Full wwPDB X-ray Structure Validation Report

Feb 27, 2014 – 01:10 PM GMT

PDB ID : 3PCG  
Title : STRUCTURE OF PROTOCATECHUATE 3,4-DIOXYGENASE COM-  
PLEXED WITH THE INHIBITOR 4-HYDROXYPHENYLACETATE  
Authors : Elango, N.; Orville, A.M.; Lipscomb, J.D.; Ohlendorf, D.H.  
Deposited on : 1997-04-29  
Resolution : 1.96 Å(reported)

This is a full wwPDB validation report for a publicly released PDB entry.  
We welcome your comments at [validation@mail.wwpdb.org](mailto:validation@mail.wwpdb.org)  
A user guide is available at <http://wwpdb.org/ValidationPDFNotes.html>

---

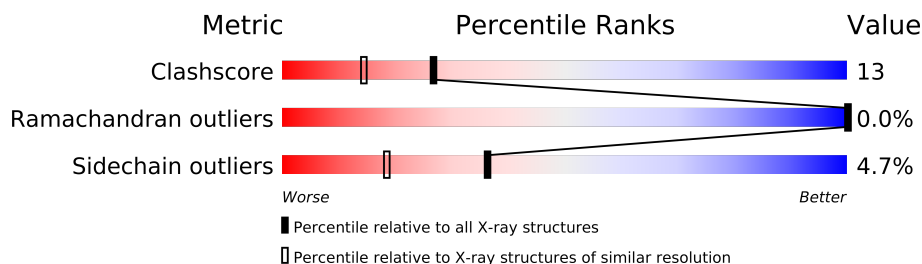
The following versions of software and data (see [references](#)) were used in the production of this report:

MolProbity : 4.02b-467  
Mogul : 1.15 2013  
Xtriage (Phenix) : **NOT EXECUTED**  
EDS : **NOT EXECUTED**  
Percentile statistics : 21963  
Ideal geometry (proteins) : Engh & Huber (2001)  
Ideal geometry (DNA, RNA) : Parkinson et. al. (1996)  
Validation Pipeline (wwPDB-VP) : stable22683

# 1 Overall quality at a glance

The reported resolution of this entry is 1.96 Å.

Percentile scores (ranging between 0-100) for global validation metrics of the entry are shown in the following graphic. The table shows the number of entries on which the scores are based.



Metric	Whole archive (#Entries)	Similar resolution (#Entries, resolution range(Å))
Clashscore	79885	1488 (1.96-1.96)
Ramachandran outliers	78287	1475 (1.96-1.96)
Sidechain outliers	78261	1475 (1.96-1.96)

The table below summarises the geometric issues observed across the polymeric chains and their fit to the electron density. The red, orange, yellow and green segments on the lower bar indicate the fraction of residues that contain outliers for  $\geq 3$ , 2, 1 and 0 types of geometric quality criteria. The upper red bar (where present) indicates the fraction of residues that have poor fit to the electron density.

Note EDS was not executed.

Mol	Chain	Length	Quality of chain
1	A	200	
1	B	200	
1	C	200	
1	D	200	
1	E	200	
1	F	200	
2	M	238	
2	N	238	
2	O	238	
2	P	238	
2	Q	238	
2	R	238	

## 2 Entry composition

There are 6 unique types of molecules in this entry. The entry contains 21996 atoms, of which 0 are hydrogen and 0 are deuterium.

In the tables below, the ZeroOcc column contains the number of atoms modelled with zero occupancy, the AltConf column contains the number of residues with at least one atom in alternate conformation and the Trace column contains the number of residues modelled with at most 2 atoms.

- Molecule 1 is a protein called PROTOCATECHUATE 3,4-DIOXYGENASE.

Mol	Chain	Residues	Atoms					ZeroOcc	AltConf	Trace
1	A	200	Total	C	N	O	S	0	0	0
			1571	993	276	299	3			
1	B	200	Total	C	N	O	S	0	0	0
			1571	993	276	299	3			
1	C	200	Total	C	N	O	S	0	0	0
			1571	993	276	299	3			
1	D	200	Total	C	N	O	S	0	0	0
			1571	993	276	299	3			
1	E	200	Total	C	N	O	S	0	0	0
			1571	993	276	299	3			
1	F	200	Total	C	N	O	S	0	0	0
			1571	993	276	299	3			

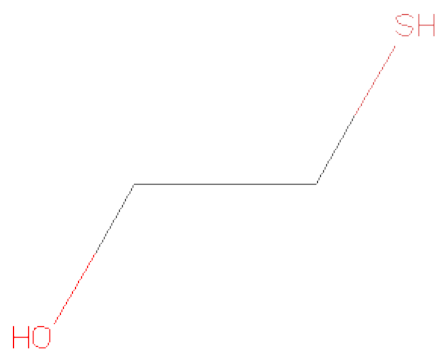
- Molecule 2 is a protein called PROTOCATECHUATE 3,4-DIOXYGENASE.

Mol	Chain	Residues	Atoms					ZeroOcc	AltConf	Trace
2	M	233	Total	C	N	O	S	0	0	0
			1840	1171	334	328	7			
2	N	233	Total	C	N	O	S	0	0	0
			1840	1171	334	328	7			
2	O	233	Total	C	N	O	S	0	0	0
			1840	1171	334	328	7			
2	P	233	Total	C	N	O	S	0	0	0
			1840	1171	334	328	7			
2	Q	233	Total	C	N	O	S	0	0	0
			1840	1171	334	328	7			
2	R	233	Total	C	N	O	S	0	0	0
			1840	1171	334	328	7			

- Molecule 3 is FE (III) ION (three-letter code: FE) (formula: Fe).

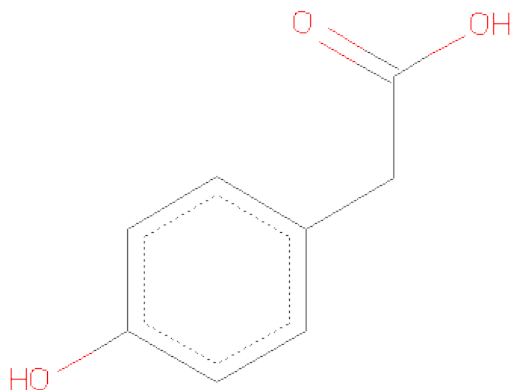
Mol	Chain	Residues	Atoms	ZeroOcc	AltConf
3	P	1	Total Fe 1 1	0	0
3	Q	1	Total Fe 1 1	0	0
3	N	1	Total Fe 1 1	0	0
3	O	1	Total Fe 1 1	0	0
3	R	1	Total Fe 1 1	0	0
3	M	1	Total Fe 1 1	0	0

- Molecule 4 is BETA-MERCAPTOETHANOL (three-letter code: BME) (formula: C<sub>2</sub>H<sub>6</sub>OS).



Mol	Chain	Residues	Atoms	ZeroOcc	AltConf
4	M	1	Total C O S 4 2 1 1	0	0
4	N	1	Total C O S 4 2 1 1	0	0
4	O	1	Total C O S 4 2 1 1	0	0
4	P	1	Total C O S 4 2 1 1	0	0
4	Q	1	Total C O S 4 2 1 1	0	0
4	R	1	Total C O S 4 2 1 1	0	0

- Molecule 5 is 4-HYDROXYPHENYLACETATE (three-letter code: 4HP) (formula:  $C_8H_8O_3$ ).



Mol	Chain	Residues	Atoms			ZeroOcc	AltConf
5	M	1	Total	C	O	0	0
			11	8	3		
5	N	1	Total	C	O	0	0
			11	8	3		
5	O	1	Total	C	O	0	0
			11	8	3		
5	P	1	Total	C	O	0	0
			11	8	3		
5	Q	1	Total	C	O	0	0
			11	8	3		
5	R	1	Total	C	O	0	0
			11	8	3		

- Molecule 6 is water.

Mol	Chain	Residues	Atoms		ZeroOcc	AltConf
6	A	76	Total	O	0	0
			76	76		
6	B	84	Total	O	0	0
			84	84		
6	C	81	Total	O	0	0
			81	81		
6	D	74	Total	O	0	0
			74	74		

*Continued on next page...*

*Continued from previous page...*

Mol	Chain	Residues	Atoms		ZeroOcc	AltConf
6	E	81	Total 81	O 81	0	0
6	F	78	Total 78	O 78	0	0
6	M	161	Total 161	O 161	0	0
6	N	161	Total 161	O 161	0	0
6	O	157	Total 157	O 157	0	0
6	P	158	Total 158	O 158	0	0
6	Q	163	Total 163	O 163	0	0
6	R	160	Total 160	O 160	0	0

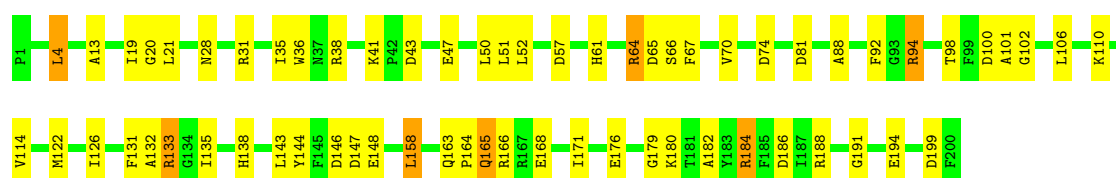
### 3 Residue-property plots

These plots are drawn for all protein, RNA and DNA chains in the entry. The first graphic for a chain summarises the proportions of errors displayed in the second graphic. The second graphic shows the sequence view annotated by issues in geometry and electron density. Residues are color-coded according to the number of geometric quality criteria for which they contain at least one outlier: green = 0, yellow = 1, orange = 2 and red = 3 or more. A red dot above a residue indicates a poor fit to the electron density ( $RSRZ > 2$ ). Stretches of 2 or more consecutive residues without any outlier are shown as a green connector. Residues present in the sample, but not in the model, are shown in grey.

Note EDS was not executed.

#### • Molecule 1: PROTOCATECHUATE 3,4-DIOXYGENASE

Chain A: 



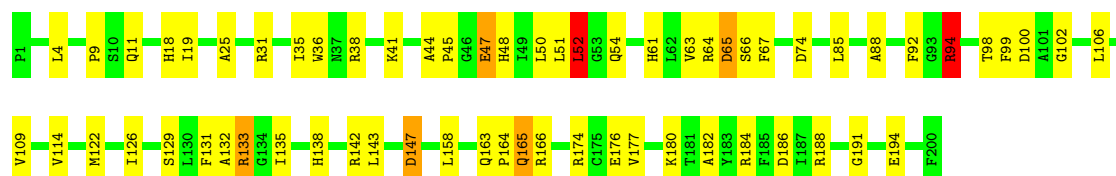
#### • Molecule 1: PROTOCATECHUATE 3,4-DIOXYGENASE

Chain B: 



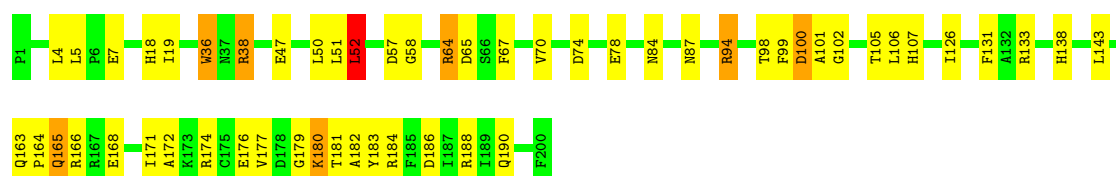
#### • Molecule 1: PROTOCATECHUATE 3,4-DIOXYGENASE

Chain C: 



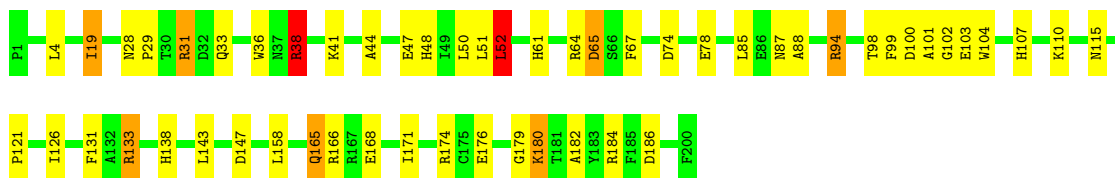
#### • Molecule 1: PROTOCATECHUATE 3,4-DIOXYGENASE

Chain D: 



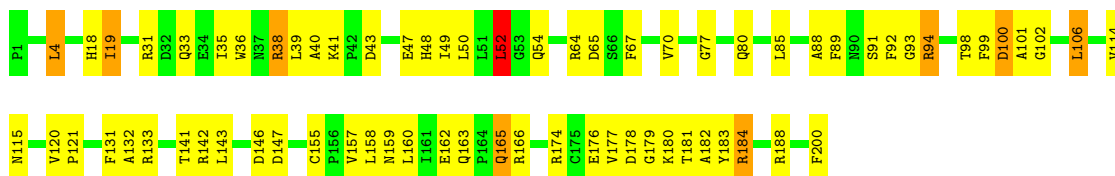
#### • Molecule 1: PROTOCATECHUATE 3,4-DIOXYGENASE

Chain E:



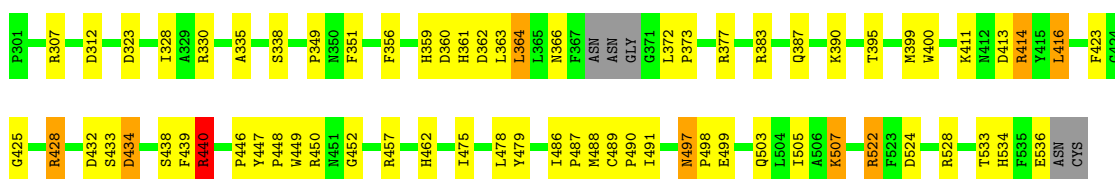
- Molecule 1: PROTOCATECHUATE 3,4-DIOXYGENASE

Chain F:



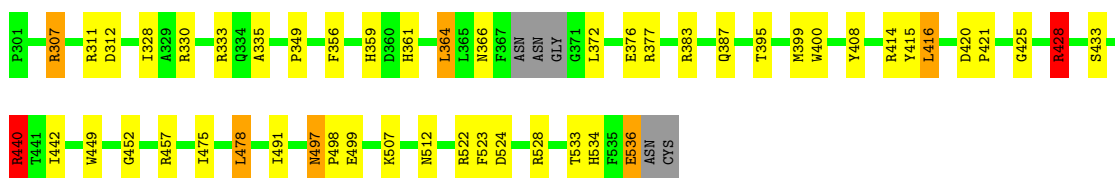
- Molecule 2: PROTOCATECHUATE 3,4-DIOXYGENASE

Chain M:



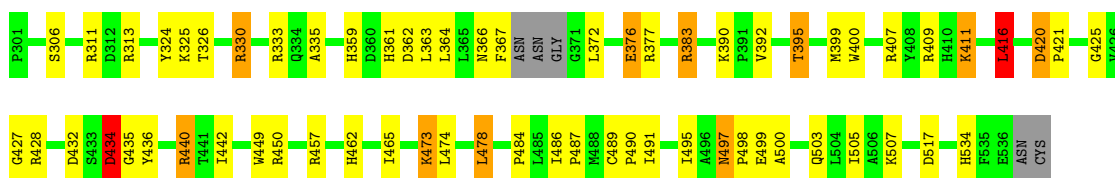
- Molecule 2: PROTOCATECHUATE 3,4-DIOXYGENASE

Chain N:



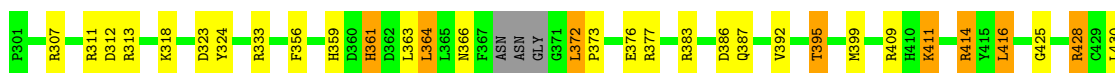
- Molecule 2: PROTOCATECHUATE 3,4-DIOXYGENASE

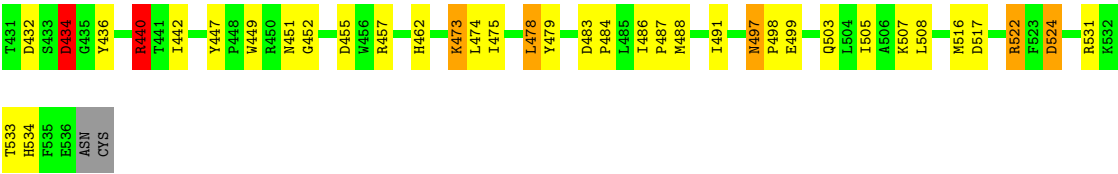
Chain O:



- Molecule 2: PROTOCATECHUATE 3,4-DIOXYGENASE

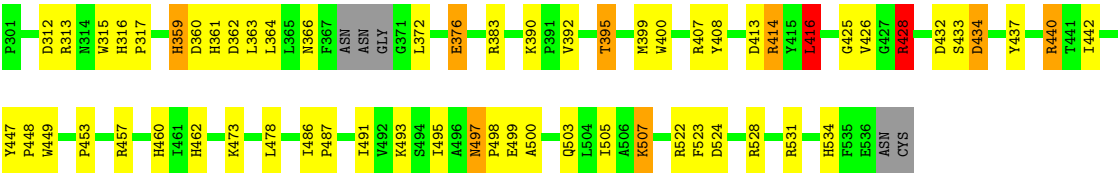
Chain P:





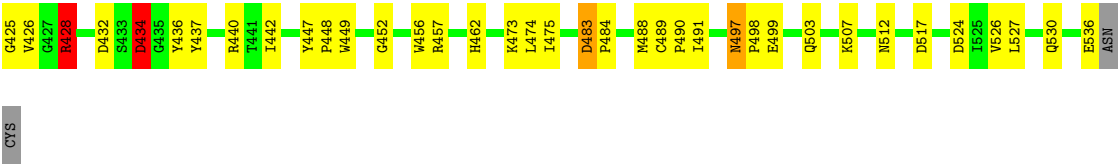
• Molecule 2: PROTOCATECHUATE 3,4-DIOXYGENASE

Chain Q:



• Molecule 2: PROTOCATECHUATE 3,4-DIOXYGENASE

Chain R:



CYS

## 4 Data and refinement statistics

Xtriage (Phenix) and EDS were not executed - this section will therefore be incomplete.

Property	Value	Source
Space group	I 1 2 1	Depositor
Cell constants a, b, c, $\alpha$ , $\beta$ , $\gamma$	196.32Å 127.12Å 134.13Å 90.00° 97.60° 90.00°	Depositor
Resolution (Å)	6.00 – 1.96	Depositor
% Data completeness (in resolution range)	81.4 (6.00-1.96)	Depositor
$R_{merge}$	(Not available)	Depositor
$R_{sym}$	0.10	Depositor
Refinement program	PROLSQ	Depositor
R, $R_{free}$	0.175 , (Not available)	Depositor
Estimated twinning fraction	No twinning to report.	Xtriage
Total number of atoms	21996	wwPDB-VP
Average B, all atoms (Å <sup>2</sup> )	20.0	wwPDB-VP

## 5 Model quality

### 5.1 Standard geometry

Bond lengths and bond angles in the following residue types are not validated in this section: BME, FE, 4HP

The Z score for a bond length (or angle) is the number of standard deviations the observed value is removed from the expected value. A bond length (or angle) with  $|Z| > 5$  is considered an outlier worth inspection. RMSZ is the root-mean-square of all Z scores of the bond lengths (or angles).

Mol	Chain	Bond lengths		Bond angles	
		RMSZ	$\# Z  > 5$	RMSZ	$\# Z  > 5$
1	A	1.00	3/1611 (0.2%)	1.88	32/2195 (1.5%)
1	B	0.98	0/1611	1.53	18/2195 (0.8%)
1	C	0.98	1/1611 (0.1%)	1.67	22/2195 (1.0%)
1	D	1.01	3/1611 (0.2%)	1.73	23/2195 (1.0%)
1	E	1.05	2/1611 (0.1%)	1.73	18/2195 (0.8%)
1	F	1.01	0/1611	1.55	20/2195 (0.9%)
2	M	1.11	2/1895 (0.1%)	1.67	32/2580 (1.2%)
2	N	1.07	1/1895 (0.1%)	1.59	20/2580 (0.8%)
2	O	1.07	0/1895	1.61	27/2580 (1.0%)
2	P	1.08	3/1895 (0.2%)	1.73	37/2580 (1.4%)
2	Q	1.10	2/1895 (0.1%)	1.66	27/2580 (1.0%)
2	R	1.08	1/1895 (0.1%)	1.67	31/2580 (1.2%)
All	All	1.05	18/21036 (0.1%)	1.67	307/28650 (1.1%)

All (18) bond length outliers are listed below:

Mol	Chain	Res	Type	Atoms	Z	Observed(Å)	Ideal(Å)
1	E	94	ARG	CD-NE	-9.44	1.30	1.46
1	A	94	ARG	CD-NE	-8.80	1.31	1.46
2	M	428	ARG	CD-NE	-6.68	1.35	1.46
2	Q	440	ARG	CD-NE	-6.54	1.35	1.46
1	C	94	ARG	CD-NE	-6.34	1.35	1.46
1	A	66	SER	CB-OG	-6.28	1.34	1.42
2	P	428	ARG	CD-NE	-6.25	1.35	1.46
2	P	440	ARG	CD-NE	-6.24	1.35	1.46
2	R	428	ARG	CD-NE	-6.17	1.35	1.46
1	D	94	ARG	CD-NE	-6.11	1.36	1.46
1	D	7	GLU	CD-OE2	-5.89	1.19	1.25
2	P	428	ARG	CG-CD	-5.76	1.37	1.51
2	Q	433	SER	CB-OG	5.76	1.49	1.42
1	A	47	GLU	CB-CG	-5.70	1.41	1.52

*Continued on next page...*

*Continued from previous page...*

Mol	Chain	Res	Type	Atoms	Z	Observed(Å)	Ideal(Å)
2	N	440	ARG	CD-NE	-5.55	1.37	1.46
1	D	133	ARG	CD-NE	-5.46	1.37	1.46
2	M	452	GLY	CA-C	5.27	1.60	1.51
1	E	47	GLU	CB-CG	-5.09	1.42	1.52

All (307) bond angle outliers are listed below:

Mol	Chain	Res	Type	Atoms	Z	Observed(°)	Ideal(°)
1	A	94	ARG	CD-NE-CZ	27.73	162.42	123.60
1	A	47	GLU	CA-CB-CG	27.09	172.99	113.40
1	D	133	ARG	CD-NE-CZ	26.11	160.16	123.60
2	N	440	ARG	NE-CZ-NH2	-22.36	109.12	120.30
2	M	440	ARG	NE-CZ-NH2	-22.30	109.15	120.30
2	P	440	ARG	NE-CZ-NH2	-22.25	109.17	120.30
2	Q	440	ARG	NE-CZ-NH2	-21.89	109.35	120.30
1	E	47	GLU	CA-CB-CG	21.53	160.76	113.40
2	O	440	ARG	NE-CZ-NH2	-21.44	109.58	120.30
1	E	94	ARG	CD-NE-CZ	21.30	153.42	123.60
1	E	94	ARG	NE-CZ-NH1	19.91	130.26	120.30
1	C	133	ARG	NE-CZ-NH1	18.92	129.76	120.30
1	C	94	ARG	CD-NE-CZ	18.74	149.84	123.60
2	R	440	ARG	NE-CZ-NH2	-18.74	110.93	120.30
1	D	94	ARG	NE-CZ-NH2	-18.17	111.22	120.30
1	C	94	ARG	NE-CZ-NH1	17.12	128.86	120.30
1	D	94	ARG	NE-CZ-NH1	16.80	128.70	120.30
2	P	428	ARG	NE-CZ-NH1	15.81	128.21	120.30
2	Q	457	ARG	NE-CZ-NH1	15.49	128.05	120.30
1	C	94	ARG	NE-CZ-NH2	-14.86	112.87	120.30
2	P	428	ARG	NE-CZ-NH2	-14.57	113.01	120.30
1	A	166	ARG	NE-CZ-NH1	14.57	127.58	120.30
2	M	414	ARG	NE-CZ-NH1	14.20	127.40	120.30
2	R	428	ARG	NE-CZ-NH2	-14.06	113.27	120.30
1	E	94	ARG	NE-CZ-NH2	-14.04	113.28	120.30
1	E	94	ARG	CG-CD-NE	13.95	141.10	111.80
1	D	133	ARG	NE-CZ-NH1	13.75	127.17	120.30
2	R	428	ARG	CD-NE-CZ	13.70	142.78	123.60
1	A	94	ARG	NE-CZ-NH2	-13.63	113.49	120.30
2	R	428	ARG	NE-CZ-NH1	13.46	127.03	120.30
1	A	94	ARG	NE-CZ-NH1	13.34	126.97	120.30
1	A	184	ARG	NE-CZ-NH2	-13.03	113.78	120.30
1	A	94	ARG	CG-CD-NE	12.29	137.61	111.80
2	Q	428	ARG	NE-CZ-NH2	-12.14	114.23	120.30

*Continued on next page...*

*Continued from previous page...*

Mol	Chain	Res	Type	Atoms	Z	Observed(°)	Ideal(°)
2	Q	440	ARG	NE-CZ-NH1	11.84	126.22	120.30
1	D	166	ARG	NE-CZ-NH2	-11.74	114.43	120.30
1	F	47	GLU	CA-CB-CG	11.73	139.21	113.40
1	D	94	ARG	CD-NE-CZ	11.64	139.89	123.60
2	O	383	ARG	NE-CZ-NH2	-11.58	114.51	120.30
1	D	47	GLU	CA-CB-CG	11.51	138.73	113.40
2	P	428	ARG	CG-CD-NE	11.49	135.93	111.80
1	A	133	ARG	NE-CZ-NH2	-11.42	114.59	120.30
1	B	184	ARG	NE-CZ-NH2	-11.32	114.64	120.30
1	B	47	GLU	CA-CB-CG	11.20	138.05	113.40
2	R	307	ARG	NE-CZ-NH1	11.18	125.89	120.30
2	M	428	ARG	NE-CZ-NH1	11.18	125.89	120.30
1	C	133	ARG	CD-NE-CZ	11.05	139.07	123.60
2	P	428	ARG	CD-NE-CZ	10.99	138.99	123.60
1	F	94	ARG	NE-CZ-NH1	10.93	125.77	120.30
2	M	330	ARG	NE-CZ-NH2	-10.88	114.86	120.30
2	N	428	ARG	NE-CZ-NH1	10.86	125.73	120.30
1	A	133	ARG	NE-CZ-NH1	10.82	125.71	120.30
1	D	166	ARG	NE-CZ-NH1	10.77	125.69	120.30
2	Q	457	ARG	NE-CZ-NH2	-10.69	114.95	120.30
1	F	94	ARG	NE-CZ-NH2	-10.48	115.06	120.30
2	M	428	ARG	NE-CZ-NH2	-10.46	115.07	120.30
2	P	440	ARG	NE-CZ-NH1	10.34	125.47	120.30
2	M	428	ARG	CG-CD-NE	10.13	133.06	111.80
2	M	428	ARG	CD-NE-CZ	10.12	137.78	123.60
2	R	457	ARG	NE-CZ-NH1	9.90	125.25	120.30
1	A	166	ARG	NE-CZ-NH2	-9.88	115.36	120.30
2	P	428	ARG	CB-CG-CD	9.62	136.61	111.60
2	M	528	ARG	NE-CZ-NH2	-9.52	115.54	120.30
2	M	414	ARG	NE-CZ-NH2	-9.49	115.55	120.30
1	A	188	ARG	NE-CZ-NH1	9.33	124.97	120.30
1	A	31	ARG	NE-CZ-NH2	-9.28	115.66	120.30
2	P	383	ARG	NE-CZ-NH1	-9.17	115.72	120.30
2	R	330	ARG	NE-CZ-NH1	9.17	124.88	120.30
2	N	428	ARG	NE-CZ-NH2	-9.11	115.74	120.30
1	A	31	ARG	NE-CZ-NH1	9.10	124.85	120.30
2	O	333	ARG	NE-CZ-NH2	-9.09	115.75	120.30
2	O	313	ARG	NE-CZ-NH2	-9.02	115.79	120.30
1	C	188	ARG	NE-CZ-NH1	8.85	124.72	120.30
2	R	440	ARG	NE-CZ-NH1	8.68	124.64	120.30
2	P	386	ASP	CB-CG-OD2	8.68	126.11	118.30
2	P	524	ASP	CB-CG-OD2	-8.67	110.50	118.30

*Continued on next page...*

*Continued from previous page...*

Mol	Chain	Res	Type	Atoms	Z	Observed(°)	Ideal(°)
2	O	457	ARG	NE-CZ-NH2	-8.62	115.99	120.30
1	E	31	ARG	NE-CZ-NH1	8.55	124.58	120.30
1	C	166	ARG	NE-CZ-NH2	-8.45	116.08	120.30
2	M	440	ARG	NE-CZ-NH1	8.37	124.48	120.30
1	C	142	ARG	NE-CZ-NH2	-8.33	116.13	120.30
2	M	522	ARG	NE-CZ-NH2	8.33	124.46	120.30
2	Q	440	ARG	CD-NE-CZ	8.29	135.21	123.60
2	O	428	ARG	CD-NE-CZ	8.26	135.17	123.60
2	R	428	ARG	CG-CD-NE	8.26	129.14	111.80
1	E	31	ARG	NE-CZ-NH2	-8.25	116.17	120.30
2	P	440	ARG	CD-NE-CZ	8.25	135.15	123.60
2	R	434	ASP	CB-CG-OD2	-8.23	110.89	118.30
2	M	312	ASP	CB-CG-OD1	8.21	125.69	118.30
2	O	432	ASP	CB-CG-OD1	8.18	125.66	118.30
2	P	522	ARG	NE-CZ-NH1	-8.11	116.24	120.30
2	O	330	ARG	NE-CZ-NH2	-8.11	116.25	120.30
1	B	188	ARG	NE-CZ-NH1	8.09	124.35	120.30
1	F	142	ARG	NE-CZ-NH1	8.05	124.33	120.30
1	E	133	ARG	NE-CZ-NH1	7.97	124.28	120.30
1	C	133	ARG	NE-CZ-NH2	-7.92	116.34	120.30
1	E	74	ASP	CB-CG-OD1	7.92	125.42	118.30
2	P	457	ARG	CD-NE-CZ	7.89	134.65	123.60
1	A	184	ARG	NE-CZ-NH1	7.88	124.24	120.30
1	D	65	ASP	CB-CG-OD1	7.88	125.39	118.30
1	C	47	GLU	CA-CB-CG	7.87	130.70	113.40
2	R	457	ARG	NE-CZ-NH2	-7.86	116.37	120.30
2	M	383	ARG	NE-CZ-NH2	-7.85	116.38	120.30
1	E	38	ARG	NE-CZ-NH1	7.83	124.21	120.30
1	D	188	ARG	NE-CZ-NH1	7.81	124.21	120.30
2	N	457	ARG	NE-CZ-NH1	7.80	124.20	120.30
2	R	432	ASP	CB-CG-OD2	-7.80	111.28	118.30
2	Q	432	ASP	CB-CG-OD1	7.71	125.24	118.30
2	Q	522	ARG	NE-CZ-NH1	-7.69	116.46	120.30
2	N	312	ASP	CB-CG-OD1	7.64	125.18	118.30
1	A	65	ASP	CB-CG-OD1	7.64	125.17	118.30
1	A	64	ARG	NE-CZ-NH1	-7.63	116.48	120.30
2	N	457	ARG	NE-CZ-NH2	-7.60	116.50	120.30
2	P	333	ARG	NE-CZ-NH1	-7.59	116.51	120.30
1	D	184	ARG	NE-CZ-NH2	-7.44	116.58	120.30
2	O	440	ARG	NH1-CZ-NH2	7.39	127.53	119.40
2	M	450	ARG	NE-CZ-NH1	7.37	123.98	120.30
1	F	166	ARG	NE-CZ-NH1	7.31	123.95	120.30

*Continued on next page...*

*Continued from previous page...*

Mol	Chain	Res	Type	Atoms	Z	Observed(°)	Ideal(°)
2	Q	432	ASP	CB-CG-OD2	-7.31	111.72	118.30
2	R	524	ASP	CB-CG-OD1	7.30	124.87	118.30
1	A	57	ASP	CB-CG-OD1	7.28	124.85	118.30
1	B	166	ARG	NE-CZ-NH1	7.22	123.91	120.30
2	N	428	ARG	CG-CD-NE	7.21	126.93	111.80
1	D	188	ARG	NE-CZ-NH2	-7.19	116.70	120.30
2	N	440	ARG	NE-CZ-NH1	7.13	123.87	120.30
1	B	166	ARG	NE-CZ-NH2	-7.11	116.74	120.30
1	B	188	ARG	NE-CZ-NH2	-7.06	116.77	120.30
1	A	57	ASP	CB-CG-OD2	-7.06	111.95	118.30
2	Q	457	ARG	CD-NE-CZ	7.02	133.43	123.60
2	P	479	TYR	CB-CG-CD1	-7.01	116.80	121.00
2	Q	428	ARG	NE-CZ-NH1	6.97	123.79	120.30
2	Q	524	ASP	CB-CG-OD2	-6.96	112.03	118.30
2	M	434	ASP	CB-CG-OD2	-6.95	112.05	118.30
1	E	65	ASP	CB-CG-OD1	6.95	124.56	118.30
2	M	414	ARG	CD-NE-CZ	6.93	133.30	123.60
2	M	323	ASP	CB-CG-OD2	-6.89	112.10	118.30
2	N	440	ARG	NH1-CZ-NH2	6.87	126.96	119.40
1	D	74	ASP	CB-CG-OD1	6.83	124.45	118.30
1	E	166	ARG	NE-CZ-NH2	-6.80	116.90	120.30
1	A	94	ARG	CB-CG-CD	6.77	129.21	111.60
1	D	64	ARG	NE-CZ-NH2	-6.77	116.91	120.30
2	Q	531	ARG	NE-CZ-NH1	6.75	123.68	120.30
2	O	376	GLU	OE1-CD-OE2	6.72	131.37	123.30
1	F	43	ASP	CB-CG-OD1	-6.72	112.25	118.30
2	P	434	ASP	CB-CG-OD1	-6.71	112.26	118.30
2	P	522	ARG	NE-CZ-NH2	6.68	123.64	120.30
1	B	94	ARG	CD-NE-CZ	6.67	132.94	123.60
2	M	432	ASP	CB-CG-OD2	-6.66	112.31	118.30
1	B	133	ARG	NE-CZ-NH2	-6.66	116.97	120.30
2	O	311	ARG	NE-CZ-NH1	-6.64	116.98	120.30
1	D	94	ARG	CG-CD-NE	6.63	125.72	111.80
2	R	414	ARG	NE-CZ-NH1	6.62	123.61	120.30
2	O	409	ARG	CD-NE-CZ	-6.61	114.35	123.60
1	F	188	ARG	NE-CZ-NH1	6.59	123.59	120.30
2	R	483	ASP	CB-CG-OD2	-6.57	112.39	118.30
1	E	52	LEU	CB-CA-C	6.52	122.58	110.20
1	B	178	ASP	CB-CG-OD1	6.51	124.16	118.30
1	C	147	ASP	CB-CG-OD2	-6.50	112.45	118.30
2	M	450	ARG	NE-CZ-NH2	-6.50	117.05	120.30
2	N	383	ARG	NE-CZ-NH2	-6.43	117.08	120.30

*Continued on next page...*

*Continued from previous page...*

Mol	Chain	Res	Type	Atoms	Z	Observed(°)	Ideal(°)
1	B	31	ARG	NE-CZ-NH1	6.43	123.51	120.30
2	N	524	ASP	CB-CG-OD2	-6.40	112.54	118.30
2	Q	376	GLU	OE1-CD-OE2	6.37	130.95	123.30
2	O	407	ARG	NE-CZ-NH2	-6.34	117.13	120.30
2	N	522	ARG	NE-CZ-NH1	6.34	123.47	120.30
1	B	38	ARG	NE-CZ-NH2	-6.33	117.14	120.30
2	R	377	ARG	NE-CZ-NH1	6.27	123.44	120.30
2	N	311	ARG	NE-CZ-NH2	-6.25	117.17	120.30
2	Q	407	ARG	NE-CZ-NH1	6.18	123.39	120.30
2	R	383	ARG	NE-CZ-NH2	-6.16	117.22	120.30
2	N	330	ARG	NE-CZ-NH2	-6.10	117.25	120.30
2	Q	531	ARG	NE-CZ-NH2	-6.08	117.26	120.30
1	F	36	TRP	CB-CA-C	6.08	122.55	110.40
2	N	428	ARG	CB-CG-CD	6.04	127.31	111.60
2	O	409	ARG	NE-CZ-NH1	-6.04	117.28	120.30
1	F	162	GLU	CA-CB-CG	6.03	126.67	113.40
2	P	414	ARG	NE-CZ-NH1	6.02	123.31	120.30
1	E	158	LEU	CB-CA-C	6.02	121.64	110.20
1	A	66	SER	CB-CA-C	-5.99	98.72	110.10
2	M	457	ARG	NE-CZ-NH1	5.97	123.29	120.30
2	N	307	ARG	NE-CZ-NH1	5.96	123.28	120.30
2	O	377	ARG	NE-CZ-NH1	5.93	123.26	120.30
2	R	330	ARG	NE-CZ-NH2	-5.92	117.34	120.30
2	Q	416	LEU	CB-CA-C	5.92	121.45	110.20
1	F	106	LEU	CA-CB-CG	5.92	128.91	115.30
2	P	524	ASP	CB-CG-OD1	5.91	123.62	118.30
1	E	133	ARG	CD-NE-CZ	5.91	131.87	123.60
2	P	432	ASP	CB-CG-OD1	5.90	123.61	118.30
2	M	522	ARG	NE-CZ-NH1	-5.90	117.35	120.30
2	Q	434	ASP	CB-CG-OD2	-5.90	112.99	118.30
2	M	323	ASP	CB-CG-OD1	5.89	123.60	118.30
1	E	36	TRP	CB-CA-C	5.89	122.17	110.40
1	A	64	ARG	CD-NE-CZ	-5.88	115.36	123.60
2	P	377	ARG	NE-CZ-NH1	-5.88	117.36	120.30
1	B	133	ARG	NE-CZ-NH1	5.87	123.23	120.30
2	P	457	ARG	NE-CZ-NH1	5.86	123.23	120.30
1	B	52	LEU	CB-CA-C	5.86	121.33	110.20
2	Q	528	ARG	NE-CZ-NH2	-5.84	117.38	120.30
2	M	440	ARG	NH1-CZ-NH2	5.84	125.82	119.40
2	Q	312	ASP	CB-CG-OD1	5.81	123.53	118.30
1	D	57	ASP	CB-CG-OD2	-5.80	113.08	118.30
1	C	65	ASP	CB-CG-OD1	5.79	123.51	118.30

*Continued on next page...*

*Continued from previous page...*

Mol	Chain	Res	Type	Atoms	Z	Observed(°)	Ideal(°)
2	R	434	ASP	OD1-CG-OD2	5.79	134.31	123.30
1	A	186	ASP	CB-CG-OD2	-5.79	113.09	118.30
1	A	188	ARG	NE-CZ-NH2	-5.79	117.41	120.30
2	P	531	ARG	NE-CZ-NH2	-5.79	117.41	120.30
2	N	536	GLU	CG-CD-OE1	5.76	129.83	118.30
1	C	31	ARG	NE-CZ-NH2	-5.76	117.42	120.30
2	N	377	ARG	NE-CZ-NH2	-5.75	117.42	120.30
1	C	129	SER	N-CA-CB	5.74	119.10	110.50
2	N	528	ARG	NE-CZ-NH1	-5.72	117.44	120.30
1	B	183	TYR	N-CA-CB	5.72	120.90	110.60
2	Q	313	ARG	NE-CZ-NH1	5.72	123.16	120.30
1	B	36	TRP	CB-CA-C	5.69	121.78	110.40
1	C	52	LEU	CB-CA-C	5.69	121.01	110.20
1	C	65	ASP	CB-CG-OD2	-5.69	113.18	118.30
2	R	432	ASP	CB-CG-OD1	5.68	123.42	118.30
2	M	312	ASP	CB-CG-OD2	-5.67	113.19	118.30
1	C	186	ASP	CB-CG-OD2	-5.65	113.22	118.30
2	R	414	ARG	NE-CZ-NH2	-5.65	117.48	120.30
2	Q	414	ARG	NE-CZ-NH1	5.64	123.12	120.30
2	R	323	ASP	CB-CG-OD2	-5.64	113.22	118.30
2	P	372	LEU	CB-CA-C	5.64	120.91	110.20
1	F	100	ASP	CB-CG-OD2	5.63	123.37	118.30
1	A	36	TRP	CB-CA-C	5.63	121.66	110.40
1	D	133	ARG	NE-CZ-NH2	-5.62	117.49	120.30
2	O	416	LEU	CB-CA-C	5.58	120.80	110.20
2	M	457	ARG	CD-NE-CZ	5.56	131.39	123.60
1	C	74	ASP	CB-CG-OD1	5.56	123.30	118.30
1	F	52	LEU	CB-CA-C	5.55	120.75	110.20
2	R	452	GLY	N-CA-C	-5.54	99.25	113.10
2	P	312	ASP	CB-CG-OD2	-5.54	113.32	118.30
2	Q	428	ARG	CD-NE-CZ	5.52	131.33	123.60
2	O	313	ARG	NE-CZ-NH1	5.52	123.06	120.30
2	R	361	HIS	CA-CB-CG	-5.51	104.23	113.60
1	C	36	TRP	CB-CA-C	5.50	121.41	110.40
2	Q	437	TYR	CB-CG-CD2	-5.49	117.71	121.00
1	E	166	ARG	NE-CZ-NH1	5.47	123.04	120.30
1	A	147	ASP	CB-CG-OD2	-5.47	113.38	118.30
1	F	141	THR	CA-CB-CG2	5.47	120.06	112.40
2	M	479	TYR	CB-CG-CD1	-5.46	117.73	121.00
1	F	65	ASP	CB-CG-OD1	5.45	123.21	118.30
2	P	323	ASP	CB-CG-OD1	5.44	123.19	118.30
2	O	517	ASP	CB-CG-OD2	-5.43	113.41	118.30

*Continued on next page...*

*Continued from previous page...*

Mol	Chain	Res	Type	Atoms	Z	Observed(°)	Ideal(°)
2	R	311	ARG	NE-CZ-NH2	-5.42	117.59	120.30
1	C	11	GLN	N-CA-CB	5.41	120.33	110.60
1	A	147	ASP	CB-CG-OD1	5.39	123.15	118.30
1	F	184	ARG	CD-NE-CZ	-5.39	116.05	123.60
1	C	25	ALA	CB-CA-C	5.39	118.18	110.10
2	O	450	ARG	NE-CZ-NH1	5.38	122.99	120.30
2	R	345	GLU	OE1-CD-OE2	5.36	129.73	123.30
2	P	333	ARG	CD-NE-CZ	-5.35	116.11	123.60
1	B	52	LEU	CA-CB-CG	5.34	127.59	115.30
2	N	452	GLY	N-CA-C	-5.33	99.78	113.10
2	P	473	LYS	CA-CB-CG	5.31	125.08	113.40
1	D	174	ARG	NE-CZ-NH2	-5.30	117.65	120.30
2	O	434	ASP	CA-CB-CG	-5.30	101.75	113.40
2	M	432	ASP	CB-CG-OD1	5.27	123.05	118.30
2	O	407	ARG	NE-CZ-NH1	5.27	122.94	120.30
2	O	434	ASP	CB-CG-OD1	-5.27	113.56	118.30
1	F	158	LEU	CB-CA-C	5.26	120.20	110.20
2	P	440	ARG	NH1-CZ-NH2	5.25	125.18	119.40
1	F	162	GLU	N-CA-CB	5.25	120.05	110.60
2	O	383	ARG	NH1-CZ-NH2	5.25	125.17	119.40
2	Q	383	ARG	NE-CZ-NH2	-5.25	117.68	120.30
2	O	377	ARG	NE-CZ-NH2	-5.25	117.68	120.30
1	F	38	ARG	NE-CZ-NH2	-5.24	117.68	120.30
2	R	353	HIS	CA-CB-CG	-5.24	104.69	113.60
2	M	528	ARG	NH1-CZ-NH2	5.24	125.16	119.40
1	D	36	TRP	CB-CA-C	5.23	120.86	110.40
2	Q	440	ARG	CB-CG-CD	-5.23	98.00	111.60
2	P	517	ASP	CB-CG-OD2	-5.23	113.59	118.30
1	B	178	ASP	CB-CG-OD2	-5.22	113.60	118.30
1	F	47	GLU	N-CA-CB	5.21	119.97	110.60
2	P	311	ARG	NE-CZ-NH2	-5.21	117.70	120.30
2	M	522	ARG	CD-NE-CZ	-5.20	116.32	123.60
1	A	158	LEU	CB-CA-C	5.19	120.07	110.20
2	O	440	ARG	NE-CZ-NH1	5.19	122.89	120.30
2	R	407	ARG	NE-CZ-NH1	5.19	122.89	120.30
2	R	323	ASP	CB-CG-OD1	5.18	122.96	118.30
2	P	447	TYR	CB-CG-CD2	-5.18	117.89	121.00
1	A	81	ASP	CB-CG-OD2	-5.17	113.64	118.30
2	M	452	GLY	N-CA-C	-5.16	100.19	113.10
1	A	74	ASP	CB-CG-OD1	5.15	122.93	118.30
1	D	186	ASP	CB-CG-OD1	5.15	122.93	118.30
1	B	31	ARG	CD-NE-CZ	5.15	130.80	123.60

*Continued on next page...*

*Continued from previous page...*

Mol	Chain	Res	Type	Atoms	Z	Observed(°)	Ideal(°)
1	D	52	LEU	CB-CA-C	5.14	119.97	110.20
1	C	158	LEU	CB-CA-C	5.14	119.96	110.20
2	P	452	GLY	N-CA-C	-5.13	100.27	113.10
1	A	31	ARG	CD-NE-CZ	5.12	130.78	123.60
2	R	313	ARG	NE-CZ-NH1	-5.12	117.74	120.30
1	D	184	ARG	NE-CZ-NH1	5.12	122.86	120.30
1	E	186	ASP	CB-CG-OD2	-5.12	113.70	118.30
2	P	409	ARG	NE-CZ-NH1	5.11	122.86	120.30
2	P	361	HIS	CA-CB-CG	-5.11	104.91	113.60
2	M	439	PHE	O-C-N	5.09	130.84	122.70
1	F	183	TYR	CA-CB-CG	5.08	123.06	113.40
2	O	367	PHE	CA-C-O	-5.07	109.46	120.10
2	O	420	ASP	CB-CG-OD1	5.06	122.86	118.30
1	A	13	ALA	CB-CA-C	5.06	117.69	110.10
1	A	146	ASP	CB-CG-OD2	-5.06	113.75	118.30
2	M	428	ARG	CB-CG-CD	5.05	124.74	111.60
2	R	517	ASP	CB-CG-OD2	-5.04	113.77	118.30
1	D	78	GLU	OE1-CD-OE2	5.03	129.34	123.30
2	Q	359	HIS	CA-CB-CG	-5.03	105.05	113.60
2	P	483	ASP	CB-CG-OD2	5.01	122.81	118.30
2	P	414	ARG	NE-CZ-NH2	-5.01	117.80	120.30

There are no chirality outliers.

There are no planarity outliers.

## 5.2 Close contacts ⓘ

In the following table, the Non-H and H(model) columns list the number of non-hydrogen atoms and hydrogen atoms in the chain respectively. The H(added) column lists the number of hydrogens added by MolProbity. The Clashes column lists the number of clashes within the asymmetric unit, and the number in parentheses is this value normalized per 1000 atoms of the molecule in the chain. The Symm-Clashes column gives symmetry related clashes, in the same way as for the Clashes column.

Mol	Chain	Non-H	H(model)	H(added)	Clashes	Symm-Clashes
1	A	1571	0	1499	44	0
1	B	1571	0	1499	47	0
1	C	1571	0	1499	47	0
1	D	1571	0	1499	39	0
1	E	1571	0	1499	47	0
1	F	1571	0	1499	67	0

*Continued on next page...*

*Continued from previous page...*

Mol	Chain	Non-H	H(model)	H(added)	Clashes	Symm-Clashes
2	M	1840	0	1792	55	0
2	N	1840	0	1792	34	0
2	O	1840	0	1792	47	0
2	P	1840	0	1792	46	0
2	Q	1840	0	1792	44	0
2	R	1840	0	1792	53	0
3	M	1	0	0	0	0
3	N	1	0	0	0	0
3	O	1	0	0	0	0
3	P	1	0	0	0	0
3	Q	1	0	0	0	0
3	R	1	0	0	0	0
4	M	4	0	5	3	0
4	N	4	0	5	0	0
4	O	4	0	5	1	0
4	P	4	0	5	0	0
4	Q	4	0	5	1	0
4	R	4	0	5	0	0
5	M	11	0	6	4	0
5	N	11	0	6	2	0
5	O	11	0	6	3	0
5	P	11	0	6	5	0
5	Q	11	0	6	2	0
5	R	11	0	6	3	0
6	A	76	0	0	2	0
6	B	84	0	0	1	0
6	C	81	0	0	1	0
6	D	74	0	0	2	0
6	E	81	0	0	1	0
6	F	78	0	0	3	0
6	M	161	0	0	2	0
6	N	161	0	0	1	0
6	O	157	0	0	2	0
6	P	158	0	0	1	0
6	Q	163	0	0	3	0
6	R	160	0	0	4	0
All	All	21996	0	19812	529	0

Clashscore is defined as the number of clashes calculated for the entry per 1000 atoms (including hydrogens) of the entry. The overall clashscore for this entry is 13.

All (529) close contacts within the same asymmetric unit are listed below.

Atom-1	Atom-2	Distance(Å)	Clash(Å)
1:D:165:GLN:H	1:D:165:GLN:NE2	1.29	1.30
1:D:165:GLN:N	1:D:165:GLN:HE21	1.42	1.15
1:E:165:GLN:NE2	1:E:165:GLN:H	1.45	1.12
1:B:163:GLN:HB3	1:B:165:GLN:HE22	1.05	1.10
2:M:364:LEU:HD22	2:M:440:ARG:HD3	1.35	1.08
1:E:165:GLN:N	1:E:165:GLN:HE21	1.49	1.07
1:F:163:GLN:HB3	1:F:165:GLN:NE2	1.69	1.07
1:A:163:GLN:HB3	1:A:165:GLN:HE22	1.19	1.01
1:C:64:ARG:NH1	1:C:100:ASP:O	1.93	1.01
1:A:98:THR:HB	1:A:100:ASP:OD1	1.58	1.01
1:F:163:GLN:HB3	1:F:165:GLN:HE22	1.19	1.00
1:B:165:GLN:NE2	1:B:165:GLN:H	1.60	0.99
1:A:163:GLN:HB3	1:A:165:GLN:NE2	1.77	0.98
1:F:41:LYS:HD2	1:F:88:ALA:HA	1.46	0.98
1:B:163:GLN:HB3	1:B:165:GLN:NE2	1.82	0.94
1:C:165:GLN:H	1:C:165:GLN:NE2	1.67	0.92
1:F:165:GLN:NE2	1:F:165:GLN:H	1.67	0.91
1:B:18:HIS:ND1	6:B:473:HOH:O	2.02	0.91
1:F:98:THR:HB	1:F:100:ASP:OD1	1.70	0.91
1:C:98:THR:OG1	1:C:102:GLY:N	2.05	0.90
1:D:98:THR:OG1	1:D:102:GLY:N	2.05	0.90
1:D:64:ARG:NH1	1:D:100:ASP:O	2.04	0.89
2:R:361:HIS:H	2:R:361:HIS:CD2	1.88	0.89
2:P:313:ARG:O	2:P:318:LYS:HE2	1.74	0.88
1:F:98:THR:OG1	1:F:102:GLY:N	2.06	0.88
2:M:390:LYS:HD2	6:M:644:HOH:O	1.74	0.88
1:B:165:GLN:CD	1:B:165:GLN:H	1.76	0.87
1:B:165:GLN:N	1:B:165:GLN:NE2	2.23	0.87
1:B:163:GLN:CB	1:B:165:GLN:HE22	1.89	0.85
1:F:180:LYS:HD2	1:F:181:THR:N	1.90	0.85
1:B:176:GLU:HG3	1:B:180:LYS:O	1.75	0.85
1:C:165:GLN:H	1:C:165:GLN:HE21	1.23	0.85
1:F:64:ARG:NH1	1:F:100:ASP:O	2.09	0.85
2:P:491:ILE:HD11	5:P:550:4HP:H71	1.57	0.85
2:R:361:HIS:H	2:R:361:HIS:HD2	1.24	0.85
1:A:98:THR:OG1	1:A:102:GLY:N	2.10	0.84
1:E:168:GLU:HA	1:E:171:ILE:HD12	1.60	0.84
2:O:497:ASN:ND2	2:O:499:GLU:H	1.76	0.84
1:E:98:THR:OG1	1:E:102:GLY:N	2.11	0.83
1:D:98:THR:HB	1:D:100:ASP:OD1	1.77	0.83
2:O:390:LYS:HE2	6:O:729:HOH:O	1.77	0.83
2:O:497:ASN:HD22	2:O:499:GLU:H	1.25	0.83
2:M:364:LEU:HD22	2:M:440:ARG:CD	2.07	0.82

Continued on next page...

*Continued from previous page...*

Atom-1	Atom-2	Distance(Å)	Clash(Å)
1:F:163:GLN:CB	1:F:165:GLN:HE22	1.93	0.82
1:F:165:GLN:CD	1:F:165:GLN:H	1.82	0.81
1:A:67:PHE:HZ	1:A:94:ARG:HD2	1.46	0.81
1:C:18:HIS:ND1	6:C:281:HOH:O	2.08	0.81
1:E:176:GLU:OE2	1:E:179:GLY:HA2	1.80	0.81
2:M:361:HIS:H	2:M:361:HIS:CD2	1.98	0.81
2:P:411:LYS:O	2:P:414:ARG:NH1	2.14	0.80
1:E:33:GLN:HG2	1:E:85:LEU:HD12	1.64	0.80
1:E:98:THR:HB	1:E:100:ASP:OD1	1.82	0.80
2:N:497:ASN:HD22	2:N:499:GLU:H	1.31	0.79
2:Q:390:LYS:HD2	6:Q:1032:HOH:O	1.82	0.79
2:R:497:ASN:HD22	2:R:499:GLU:H	1.29	0.79
2:M:497:ASN:HD22	2:M:499:GLU:H	1.30	0.79
2:Q:362:ASP:OD1	2:Q:440:ARG:HD3	1.84	0.78
2:M:497:ASN:ND2	2:M:499:GLU:H	1.80	0.77
1:F:18:HIS:ND1	6:F:1429:HOH:O	2.17	0.77
1:A:176:GLU:OE2	1:A:179:GLY:HA2	1.84	0.77
1:A:163:GLN:CB	1:A:165:GLN:HE22	1.96	0.77
1:D:165:GLN:N	1:D:165:GLN:NE2	2.14	0.76
1:D:18:HIS:ND1	6:D:951:HOH:O	2.19	0.76
1:E:31:ARG:NH1	2:Q:428:ARG:HG2	2.02	0.75
1:E:67:PHE:HZ	1:E:94:ARG:HD2	1.52	0.75
1:C:163:GLN:HB3	1:C:165:GLN:NE2	2.01	0.75
2:R:497:ASN:ND2	2:R:499:GLU:H	1.85	0.75
2:M:491:ILE:HD11	5:M:550:4HP:H71	1.68	0.75
1:E:41:LYS:HD2	1:E:88:ALA:HA	1.67	0.75
1:E:64:ARG:NH1	1:E:100:ASP:O	2.20	0.74
1:A:67:PHE:CZ	1:A:94:ARG:HD2	2.23	0.73
1:C:41:LYS:HD2	1:C:88:ALA:HA	1.70	0.73
1:A:165:GLN:H	1:A:165:GLN:CD	1.91	0.72
1:B:176:GLU:HG3	1:B:180:LYS:C	2.10	0.72
1:D:177:VAL:O	1:D:180:LYS:HB3	1.90	0.71
2:P:307:ARG:HG2	2:P:533:THR:HG22	1.71	0.71
2:M:361:HIS:HD2	2:M:361:HIS:H	1.37	0.71
1:C:98:THR:HB	1:C:100:ASP:OD1	1.91	0.71
2:R:473:LYS:HD2	2:R:474:LEU:N	2.05	0.71
1:B:98:THR:HB	1:B:100:ASP:OD1	1.91	0.70
2:Q:497:ASN:ND2	2:Q:499:GLU:OE1	2.23	0.70
2:R:315:TRP:HZ2	2:R:503:GLN:HE21	1.39	0.70
1:B:168:GLU:HA	1:B:171:ILE:HD12	1.73	0.70
2:M:364:LEU:CD2	2:M:440:ARG:HD3	2.18	0.70
2:N:497:ASN:ND2	2:N:499:GLU:H	1.88	0.70

*Continued on next page...*

*Continued from previous page...*

Atom-1	Atom-2	Distance(Å)	Clash(Å)
2:O:491:ILE:HD11	5:O:550:4HP:H71	1.74	0.70
1:D:67:PHE:CZ	1:D:94:ARG:HD2	2.26	0.70
1:F:64:ARG:HD3	1:F:99:PHE:O	1.92	0.69
1:D:67:PHE:HZ	1:D:94:ARG:HD2	1.57	0.69
2:Q:361:HIS:H	2:Q:361:HIS:CD2	2.11	0.69
1:D:165:GLN:H	1:D:165:GLN:HE21	0.72	0.69
2:M:449:TRP:CE3	5:M:550:4HP:H72	2.28	0.68
1:E:61:HIS:ND1	1:F:163:GLN:HG3	2.09	0.68
2:P:478:LEU:C	2:P:478:LEU:HD23	2.14	0.68
2:R:390:LYS:HD3	6:R:1271:HOH:O	1.95	0.68
1:A:64:ARG:NH1	1:A:100:ASP:O	2.27	0.67
1:D:168:GLU:HA	1:D:171:ILE:HD12	1.75	0.67
2:P:364:LEU:HD11	2:P:442:ILE:HG23	1.77	0.67
2:Q:390:LYS:HD3	6:Q:1150:HOH:O	1.95	0.67
1:C:165:GLN:N	1:C:165:GLN:HE21	1.92	0.66
1:E:100:ASP:CG	1:E:101:ALA:H	1.99	0.66
1:E:67:PHE:CZ	1:E:94:ARG:HD2	2.30	0.66
2:R:315:TRP:HZ2	2:R:503:GLN:NE2	1.94	0.66
2:O:449:TRP:CE3	5:O:550:4HP:H72	2.31	0.66
1:A:176:GLU:HG3	1:A:180:LYS:O	1.97	0.65
1:F:180:LYS:HD2	1:F:181:THR:H	1.60	0.65
2:P:491:ILE:CD1	5:P:550:4HP:H71	2.27	0.64
1:C:67:PHE:HZ	1:C:94:ARG:HD2	1.62	0.64
1:F:77:GLY:O	1:F:114:VAL:HG12	1.97	0.64
2:Q:359:HIS:O	2:Q:366:ASN:HB3	1.97	0.64
2:N:491:ILE:HD11	5:N:550:4HP:H71	1.79	0.64
1:F:31:ARG:NH1	2:R:428:ARG:HG2	2.12	0.64
2:P:361:HIS:CD2	2:P:361:HIS:H	2.16	0.64
1:B:190:GLN:HG3	2:N:333:ARG:HG2	1.80	0.64
2:R:536:GLU:HB2	6:R:1352:HOH:O	1.98	0.63
2:P:324:TYR:OH	5:P:550:4HP:O1	2.10	0.63
1:F:165:GLN:NE2	1:F:165:GLN:N	2.44	0.63
1:A:132:ALA:HB3	1:A:135:ILE:HD12	1.80	0.63
1:C:100:ASP:OD1	1:C:100:ASP:N	2.30	0.63
2:R:315:TRP:CZ2	2:R:503:GLN:NE2	2.67	0.63
2:O:361:HIS:CD2	2:O:361:HIS:H	2.15	0.63
2:Q:363:LEU:HD23	2:Q:425:GLY:HA2	1.79	0.63
1:F:67:PHE:CZ	1:F:94:ARG:HD2	2.33	0.62
1:B:3:GLU:OE1	1:B:3:GLU:HA	1.99	0.62
1:C:35:ILE:HG22	1:C:94:ARG:HG3	1.81	0.62
1:F:98:THR:O	1:F:102:GLY:HA2	1.99	0.62
2:Q:497:ASN:ND2	2:Q:499:GLU:H	1.98	0.62

*Continued on next page...*

*Continued from previous page...*

Atom-1	Atom-2	Distance(Å)	Clash(Å)
1:B:19:ILE:HG22	1:B:26:ALA:HB1	1.82	0.62
2:N:364:LEU:HD22	2:N:440:ARG:HD3	1.81	0.61
1:F:100:ASP:CG	1:F:101:ALA:H	2.03	0.61
1:B:64:ARG:NH1	1:B:100:ASP:O	2.34	0.61
1:F:48:HIS:C	1:F:180:LYS:NZ	2.54	0.61
1:C:54:GLN:HG3	1:C:184:ARG:NH2	2.15	0.61
2:O:399:MET:HA	2:O:462:HIS:O	2.00	0.61
2:Q:361:HIS:H	2:Q:361:HIS:HD2	1.46	0.61
2:R:390:LYS:HE2	6:R:1389:HOH:O	1.99	0.61
1:B:176:GLU:HG2	1:B:179:GLY:HA2	1.83	0.61
2:R:434:ASP:HB3	2:R:436:TYR:CD2	2.35	0.60
1:F:67:PHE:HZ	1:F:94:ARG:HD2	1.63	0.60
1:F:177:VAL:HG12	1:F:178:ASP:OD2	2.01	0.60
1:D:176:GLU:HA	1:D:180:LYS:O	2.01	0.60
2:N:449:TRP:CE3	5:N:550:4HP:H72	2.37	0.60
1:B:92:PHE:CD1	2:N:349:PRO:HG3	2.37	0.60
1:B:176:GLU:HA	1:B:180:LYS:O	2.02	0.60
1:F:48:HIS:C	1:F:180:LYS:HZ2	2.05	0.59
2:R:491:ILE:HD11	5:R:550:4HP:H71	1.84	0.59
2:Q:449:TRP:CE3	5:Q:550:4HP:H72	2.37	0.59
1:C:54:GLN:HG3	1:C:184:ARG:HH22	1.67	0.59
2:N:478:LEU:C	2:N:478:LEU:HD23	2.22	0.59
2:Q:497:ASN:HD22	2:Q:499:GLU:H	1.49	0.59
1:F:115:ASN:HA	1:F:121:PRO:HA	1.83	0.59
1:A:100:ASP:CG	1:A:101:ALA:H	2.04	0.59
1:B:61:HIS:ND1	1:C:163:GLN:HG3	2.17	0.59
1:C:67:PHE:CZ	1:C:94:ARG:HD2	2.37	0.59
1:B:52:LEU:HA	1:B:104:TRP:O	2.03	0.59
1:D:180:LYS:HG3	1:D:181:THR:N	2.18	0.59
1:C:99:PHE:HE2	2:O:411:LYS:HD2	1.68	0.58
1:D:64:ARG:HD3	1:D:99:PHE:O	2.04	0.58
1:E:19:ILE:O	2:Q:426:VAL:HG21	2.03	0.58
1:E:61:HIS:CE1	1:F:163:GLN:HG3	2.38	0.58
1:F:35:ILE:HG21	1:F:92:PHE:HE2	1.67	0.58
1:C:177:VAL:O	1:C:180:LYS:HB3	2.04	0.58
2:R:361:HIS:N	2:R:361:HIS:CD2	2.60	0.57
2:R:400:TRP:HA	2:R:425:GLY:O	2.03	0.57
1:B:165:GLN:CA	1:B:165:GLN:HE21	2.18	0.57
1:B:92:PHE:CG	2:N:349:PRO:HG3	2.40	0.57
1:D:70:VAL:HG11	1:D:106:LEU:HD21	1.84	0.57
1:F:155:CYS:O	1:F:159:ASN:ND2	2.34	0.57
2:R:497:ASN:HD22	2:R:497:ASN:C	2.08	0.57

*Continued on next page...*

*Continued from previous page...*

Atom-1	Atom-2	Distance(Å)	Clash(Å)
1:F:50:LEU:O	1:F:182:ALA:HA	2.04	0.57
1:A:163:GLN:HG3	1:C:61:HIS:ND1	2.19	0.57
2:Q:497:ASN:HD22	2:Q:497:ASN:C	2.08	0.56
2:P:364:LEU:HD12	2:P:373:PRO:HG2	1.88	0.56
1:A:51:LEU:HD11	1:A:126:ILE:CD1	2.35	0.56
1:E:131:PHE:CE2	1:E:138:HIS:HB3	2.39	0.56
1:F:70:VAL:HG11	1:F:106:LEU:HD21	1.88	0.56
2:M:413:ASP:C	2:M:414:ARG:HD2	2.26	0.56
1:A:70:VAL:HG21	1:A:106:LEU:HD21	1.86	0.56
2:O:364:LEU:HD22	2:O:440:ARG:CD	2.36	0.56
2:M:478:LEU:C	2:M:478:LEU:HD23	2.26	0.56
2:N:416:LEU:C	2:N:416:LEU:HD23	2.25	0.56
1:E:131:PHE:CD2	1:E:138:HIS:HB3	2.40	0.56
2:M:362:ASP:OD1	2:M:440:ARG:HD2	2.06	0.55
2:O:364:LEU:HD22	2:O:440:ARG:HD3	1.88	0.55
1:C:48:HIS:HA	1:C:109:VAL:HG12	1.87	0.55
2:M:497:ASN:HD22	2:M:499:GLU:N	2.03	0.55
2:Q:316:HIS:HB3	2:Q:317:PRO:HD2	1.88	0.55
2:O:361:HIS:CG	4:O:601:BME:H21	2.41	0.55
2:O:363:LEU:HD23	2:O:425:GLY:HA2	1.89	0.55
1:E:28:ASN:HB3	1:E:29:PRO:HD2	1.87	0.55
2:P:462:HIS:HE1	5:P:550:4HP:H3	1.71	0.55
2:M:497:ASN:HD22	2:M:497:ASN:C	2.10	0.55
2:P:364:LEU:HD22	2:P:440:ARG:HD3	1.88	0.55
2:P:473:LYS:HD2	2:P:474:LEU:N	2.21	0.55
1:B:165:GLN:N	1:B:165:GLN:HE21	2.01	0.55
1:F:131:PHE:O	1:F:132:ALA:HB2	2.07	0.55
2:O:434:ASP:HB3	2:O:436:TYR:CE2	2.42	0.55
1:F:49:ILE:HA	1:F:180:LYS:HE3	1.89	0.54
1:B:176:GLU:HG2	1:B:179:GLY:CA	2.37	0.54
1:B:131:PHE:CD2	1:B:138:HIS:HB3	2.42	0.54
2:O:497:ASN:HD22	2:O:497:ASN:C	2.10	0.54
1:C:131:PHE:CD2	1:C:138:HIS:HB3	2.42	0.54
2:N:414:ARG:NE	2:N:414:ARG:HA	2.22	0.54
2:Q:413:ASP:C	2:Q:414:ARG:HD2	2.27	0.54
2:R:473:LYS:HD2	2:R:474:LEU:H	1.72	0.54
1:B:33:GLN:HG2	1:B:85:LEU:HD12	1.89	0.54
1:A:176:GLU:HA	1:A:180:LYS:O	2.08	0.54
2:O:497:ASN:ND2	2:O:499:GLU:HB2	2.23	0.54
1:F:54:GLN:HG3	1:F:184:ARG:NH2	2.23	0.53
1:E:176:GLU:OE2	1:E:179:GLY:CA	2.54	0.53
2:N:359:HIS:O	2:N:366:ASN:HB3	2.09	0.53

*Continued on next page...*

*Continued from previous page...*

Atom-1	Atom-2	Distance(Å)	Clash(Å)
1:A:20:GLY:O	1:A:21:LEU:HD23	2.08	0.53
2:O:465:ILE:N	2:O:465:ILE:HD12	2.23	0.53
1:E:98:THR:HG1	1:E:103:GLU:H	1.57	0.53
2:N:497:ASN:HD22	2:N:499:GLU:N	2.03	0.53
2:P:361:HIS:HD2	2:P:361:HIS:H	1.57	0.53
2:M:356:PHE:HD1	2:M:428:ARG:HD3	1.73	0.53
2:M:505:ILE:O	2:M:507:LYS:HE3	2.08	0.53
1:F:180:LYS:HE3	1:F:181:THR:O	2.08	0.53
2:P:376:GLU:O	2:P:442:ILE:HA	2.09	0.53
1:D:98:THR:O	1:D:102:GLY:HA2	2.09	0.52
1:F:35:ILE:HG21	1:F:92:PHE:CE2	2.43	0.52
1:F:18:HIS:CG	6:F:1429:HOH:O	2.59	0.52
2:R:434:ASP:HB3	2:R:436:TYR:CE2	2.45	0.52
2:P:497:ASN:ND2	2:P:499:GLU:H	2.07	0.52
2:M:414:ARG:HD2	2:M:414:ARG:N	2.23	0.52
1:B:131:PHE:CD2	2:N:475:ILE:HD12	2.44	0.52
1:E:98:THR:O	1:E:102:GLY:HA2	2.10	0.52
2:M:536:GLU:HB2	6:M:699:HOH:O	2.10	0.52
1:C:147:ASP:OD2	1:C:174:ARG:NH1	2.41	0.52
1:D:38:ARG:HG3	1:D:107:HIS:HB2	1.92	0.52
1:D:131:PHE:CD2	1:D:138:HIS:HB3	2.46	0.52
1:A:61:HIS:ND1	1:B:163:GLN:HG3	2.25	0.51
1:E:176:GLU:HG3	1:E:180:LYS:O	2.10	0.51
1:F:100:ASP:N	1:F:100:ASP:OD1	2.35	0.51
1:A:131:PHE:CD2	1:A:138:HIS:HB3	2.45	0.51
2:M:497:ASN:HD22	2:M:498:PRO:N	2.07	0.51
1:D:100:ASP:CG	1:D:101:ALA:H	2.13	0.51
2:Q:505:ILE:O	2:Q:507:LYS:HE3	2.10	0.51
1:D:52:LEU:C	1:D:52:LEU:HD22	2.30	0.51
2:M:373:PRO:HB3	2:M:423:PHE:HB2	1.93	0.51
2:O:497:ASN:HD21	2:O:499:GLU:HB2	1.75	0.51
2:R:383:ARG:NH2	2:R:434:ASP:OD1	2.44	0.51
1:F:19:ILE:O	2:R:426:VAL:HG21	2.11	0.51
2:R:356:PHE:HD2	2:R:428:ARG:HD3	1.74	0.51
2:M:377:ARG:NE	2:P:416:LEU:HD21	2.26	0.51
2:P:451:ASN:HB3	2:P:455:ASP:OD2	2.10	0.51
2:O:478:LEU:C	2:O:478:LEU:HD23	2.31	0.51
2:M:307:ARG:HG2	2:M:533:THR:HG22	1.92	0.50
1:F:33:GLN:HG2	1:F:85:LEU:HD12	1.93	0.50
1:A:50:LEU:O	1:A:182:ALA:HA	2.10	0.50
1:B:176:GLU:HG3	1:B:180:LYS:N	2.26	0.50
2:O:434:ASP:HB3	2:O:436:TYR:CD2	2.45	0.50

*Continued on next page...*

*Continued from previous page...*

Atom-1	Atom-2	Distance(Å)	Clash(Å)
2:O:484:PRO:O	2:O:487:PRO:HD2	2.12	0.50
1:E:98:THR:OG1	1:E:101:ALA:HB3	2.11	0.50
1:A:35:ILE:HD13	2:M:351:PHE:CE1	2.46	0.50
2:R:497:ASN:HD22	2:R:499:GLU:N	2.04	0.50
2:O:376:GLU:O	2:O:442:ILE:HA	2.11	0.50
2:N:361:HIS:H	2:N:361:HIS:CD2	2.30	0.50
1:E:41:LYS:HD2	1:E:87:ASN:O	2.12	0.50
2:M:416:LEU:HD23	2:M:416:LEU:C	2.32	0.50
1:B:143:LEU:HD23	1:B:143:LEU:C	2.33	0.50
2:Q:453:PRO:HG2	2:R:310:ILE:HG23	1.93	0.50
2:Q:486:ILE:HB	2:Q:487:PRO:HD3	1.94	0.49
1:E:110:LYS:NZ	1:E:147:ASP:OD1	2.42	0.49
1:A:168:GLU:HA	1:A:171:ILE:HD12	1.94	0.49
1:A:98:THR:O	1:A:102:GLY:HA2	2.11	0.49
1:E:176:GLU:HA	1:E:180:LYS:O	2.12	0.49
1:D:18:HIS:HD1	1:D:99:PHE:HZ	1.59	0.49
1:F:52:LEU:HD22	1:F:52:LEU:C	2.33	0.49
2:M:448:PRO:HB2	2:P:516:MET:HA	1.93	0.49
1:A:28:ASN:HB3	6:A:262:HOH:O	2.13	0.49
2:N:376:GLU:O	2:N:442:ILE:HA	2.12	0.49
1:E:31:ARG:HH11	2:Q:428:ARG:HG2	1.75	0.49
1:D:163:GLN:HB3	1:D:165:GLN:NE2	2.27	0.49
2:M:361:HIS:ND1	4:M:601:BME:H21	2.28	0.49
2:P:356:PHE:HD2	2:P:428:ARG:HD3	1.77	0.49
2:M:361:HIS:CG	4:M:601:BME:H21	2.48	0.49
2:M:491:ILE:CD1	5:M:550:4HP:H71	2.41	0.49
1:B:64:ARG:HD3	1:B:99:PHE:O	2.12	0.49
2:R:385:VAL:O	2:R:526:VAL:HA	2.12	0.49
2:M:363:LEU:HD23	2:M:425:GLY:HA2	1.94	0.49
1:C:165:GLN:H	1:C:165:GLN:CD	2.17	0.48
2:Q:497:ASN:HD22	2:Q:498:PRO:N	2.11	0.48
1:B:69:GLU:HG2	1:B:94:ARG:HG2	1.95	0.48
1:C:98:THR:O	1:C:102:GLY:HA2	2.12	0.48
1:C:50:LEU:O	1:C:182:ALA:HA	2.13	0.48
2:M:360:ASP:OD2	2:M:428:ARG:HD2	2.13	0.48
2:P:497:ASN:HD22	2:P:499:GLU:H	1.60	0.48
1:D:70:VAL:HG21	1:D:106:LEU:HD21	1.94	0.48
2:P:497:ASN:HD22	2:P:497:ASN:C	2.17	0.48
2:O:497:ASN:HD22	2:O:498:PRO:N	2.12	0.48
2:P:307:ARG:CG	2:P:533:THR:HG22	2.42	0.48
1:E:143:LEU:HD23	1:E:143:LEU:C	2.34	0.48
1:F:176:GLU:CG	1:F:179:GLY:HA2	2.44	0.48

*Continued on next page...*

*Continued from previous page...*

Atom-1	Atom-2	Distance(Å)	Clash(Å)
1:D:18:HIS:CG	6:D:951:HOH:O	2.64	0.48
1:F:131:PHE:CD2	2:R:475:ILE:HD12	2.49	0.48
1:A:114:VAL:HG23	1:A:122:MET:HE2	1.96	0.48
1:A:100:ASP:N	1:A:100:ASP:OD1	2.41	0.48
2:M:497:ASN:ND2	2:M:499:GLU:HB2	2.28	0.48
2:Q:360:ASP:OD2	2:Q:428:ARG:HD2	2.14	0.48
2:P:497:ASN:HD22	2:P:498:PRO:N	2.12	0.48
1:B:176:GLU:CG	1:B:180:LYS:N	2.77	0.47
2:O:497:ASN:HD22	2:O:499:GLU:N	2.02	0.47
2:O:491:ILE:CD1	5:O:550:4HP:H71	2.43	0.47
2:Q:473:LYS:NZ	6:Q:1135:HOH:O	2.43	0.47
2:Q:491:ILE:HD11	5:Q:550:4HP:H71	1.95	0.47
2:Q:495:ILE:HG21	2:Q:500:ALA:HB3	1.96	0.47
2:R:449:TRP:CE3	5:R:550:4HP:H72	2.49	0.47
1:F:54:GLN:HG3	1:F:184:ARG:HH21	1.79	0.47
1:F:80:GLN:O	1:F:91:SER:HB2	2.14	0.47
2:R:497:ASN:HA	2:R:498:PRO:HD2	1.77	0.47
1:A:41:LYS:HD2	1:A:88:ALA:HA	1.97	0.47
1:D:163:GLN:HB3	1:D:165:GLN:HE22	1.79	0.47
2:Q:497:ASN:HA	2:Q:498:PRO:HD2	1.75	0.47
1:C:99:PHE:CE2	2:O:411:LYS:HD2	2.49	0.47
1:A:143:LEU:HD23	1:A:143:LEU:C	2.35	0.47
2:R:416:LEU:HD23	2:R:416:LEU:C	2.34	0.47
2:M:361:HIS:N	2:M:361:HIS:CD2	2.71	0.47
2:P:497:ASN:HA	2:P:498:PRO:HD2	1.77	0.47
1:A:131:PHE:CD2	2:M:475:ILE:HD12	2.49	0.47
2:O:473:LYS:HD2	2:O:474:LEU:N	2.28	0.47
2:P:359:HIS:O	2:P:366:ASN:HB3	2.15	0.47
1:D:5:LEU:O	2:P:387:GLN:HG2	2.14	0.47
2:Q:416:LEU:C	2:Q:416:LEU:HD23	2.33	0.47
1:A:144:TYR:CE1	1:A:158:LEU:HD13	2.50	0.47
1:F:64:ARG:O	1:F:99:PHE:HD1	1.98	0.47
2:Q:400:TRP:HA	2:Q:425:GLY:O	2.15	0.47
1:C:51:LEU:HD12	1:C:106:LEU:HD23	1.97	0.47
2:M:362:ASP:CG	2:M:440:ARG:HD2	2.35	0.47
1:B:131:PHE:CE2	1:B:138:HIS:HB3	2.50	0.47
2:Q:413:ASP:O	2:Q:414:ARG:NH1	2.48	0.47
2:P:449:TRP:CE3	5:P:550:4HP:H72	2.50	0.47
1:B:176:GLU:OE2	1:B:179:GLY:C	2.54	0.46
1:E:147:ASP:OD2	1:E:174:ARG:NH1	2.49	0.46
2:N:356:PHE:CD1	2:N:428:ARG:HD3	2.50	0.46
1:E:51:LEU:HD11	1:E:126:ILE:CD1	2.45	0.46

*Continued on next page...*

*Continued from previous page...*

Atom-1	Atom-2	Distance(Å)	Clash(Å)
1:D:143:LEU:HD23	1:D:143:LEU:C	2.36	0.46
2:R:399:MET:HA	2:R:462:HIS:O	2.16	0.46
2:P:372:LEU:HA	2:P:373:PRO:HD3	1.87	0.46
2:P:364:LEU:CD1	2:P:442:ILE:HG23	2.43	0.46
2:Q:315:TRP:HZ2	2:Q:503:GLN:NE2	2.13	0.46
1:B:50:LEU:O	1:B:182:ALA:HA	2.16	0.46
1:F:165:GLN:CD	1:F:165:GLN:N	2.60	0.46
2:R:306:SER:CB	2:R:530:GLN:HE21	2.27	0.46
2:N:497:ASN:ND2	2:N:499:GLU:HB2	2.31	0.46
1:C:51:LEU:HD11	1:C:126:ILE:CD1	2.45	0.46
1:E:50:LEU:O	1:E:182:ALA:HA	2.16	0.46
2:O:326:THR:HG22	2:O:330:ARG:HD2	1.98	0.46
1:C:52:LEU:HD21	1:C:184:ARG:NH1	2.30	0.46
1:D:51:LEU:O	1:D:105:THR:HA	2.15	0.46
2:N:400:TRP:HA	2:N:425:GLY:O	2.16	0.46
1:F:40:ALA:HB2	1:F:89:PHE:HD1	1.81	0.46
1:C:35:ILE:HG21	1:C:92:PHE:HE2	1.80	0.45
1:C:52:LEU:CD2	1:C:184:ARG:NH1	2.80	0.45
1:C:63:VAL:HG12	1:C:66:SER:HB3	1.98	0.45
1:A:163:GLN:HA	1:A:164:PRO:HD2	1.77	0.45
2:M:438:SER:O	4:M:601:BME:H22	2.16	0.45
2:R:356:PHE:CD2	2:R:428:ARG:HD3	2.51	0.45
2:O:420:ASP:HA	2:O:421:PRO:HD2	1.71	0.45
1:F:133:ARG:HG3	2:R:326:THR:HG21	1.99	0.45
1:B:4:LEU:HB3	2:N:387:GLN:HB3	1.97	0.45
2:O:416:LEU:C	2:O:416:LEU:HD23	2.36	0.45
1:E:168:GLU:HA	1:E:171:ILE:CD1	2.36	0.45
1:F:176:GLU:HG2	1:F:179:GLY:HA2	1.98	0.45
1:D:51:LEU:HD11	1:D:126:ILE:CD1	2.46	0.45
2:R:413:ASP:C	2:R:414:ARG:HD2	2.37	0.45
1:E:38:ARG:HG3	1:E:107:HIS:HB2	1.97	0.45
2:Q:361:HIS:CG	4:Q:601:BME:H21	2.52	0.45
1:F:39:LEU:HD11	1:F:93:GLY:HA3	1.98	0.45
1:C:114:VAL:HG23	1:C:122:MET:HE2	1.98	0.45
2:M:446:PRO:HD2	2:P:376:GLU:HG2	1.98	0.45
2:O:363:LEU:HD11	2:O:427:GLY:HA3	1.99	0.45
2:N:328:ILE:HD12	2:O:335:ALA:HB2	1.99	0.45
2:N:497:ASN:HA	2:N:498:PRO:HD2	1.83	0.45
1:F:174:ARG:HE	1:F:181:THR:HG23	1.81	0.45
1:C:191:GLY:O	1:C:194:GLU:HB2	2.17	0.45
2:P:503:GLN:HG2	6:P:648:HOH:O	2.17	0.45
1:A:165:GLN:NE2	1:C:61:HIS:NE2	2.65	0.45

*Continued on next page...*

*Continued from previous page...*

Atom-1	Atom-2	Distance(Å)	Clash(Å)
1:F:147:ASP:OD2	1:F:174:ARG:HD2	2.17	0.45
2:R:484:PRO:O	2:R:488:MET:CE	2.65	0.45
2:R:386:ASP:HA	2:R:527:LEU:O	2.17	0.45
2:O:489:CYS:HA	2:O:490:PRO:HD3	1.66	0.45
2:Q:399:MET:HA	2:Q:462:HIS:O	2.17	0.45
2:O:400:TRP:HA	2:O:425:GLY:O	2.17	0.45
1:E:52:LEU:CD2	1:E:184:ARG:NH1	2.80	0.45
1:D:58:GLY:CA	1:D:190:GLN:HB3	2.47	0.45
2:Q:364:LEU:HD22	2:Q:440:ARG:HG2	1.99	0.44
1:A:4:LEU:HB3	2:M:387:GLN:HB3	1.99	0.44
1:B:39:LEU:HD11	1:B:93:GLY:HA3	2.00	0.44
2:Q:447:TYR:CE2	2:Q:460:HIS:CE1	3.05	0.44
1:F:163:GLN:CA	1:F:165:GLN:HE22	2.30	0.44
1:A:163:GLN:HB2	6:A:269:HOH:O	2.16	0.44
1:E:64:ARG:O	1:E:99:PHE:HD1	2.01	0.44
1:A:114:VAL:HG23	1:A:122:MET:CE	2.48	0.44
1:D:50:LEU:O	1:D:182:ALA:HA	2.17	0.44
1:F:177:VAL:O	1:F:180:LYS:HB3	2.17	0.44
2:M:356:PHE:CD1	2:M:428:ARG:HD3	2.52	0.44
2:O:505:ILE:HG22	2:O:507:LYS:HE2	1.98	0.44
1:E:44:ALA:O	1:E:48:HIS:NE2	2.29	0.44
2:O:497:ASN:HA	2:O:498:PRO:HD2	1.76	0.44
2:R:383:ARG:HD2	2:R:436:TYR:CZ	2.53	0.44
2:Q:478:LEU:HD12	2:Q:523:PHE:CD2	2.53	0.44
1:E:98:THR:HG1	1:E:101:ALA:HB3	1.81	0.44
2:N:478:LEU:HD12	2:N:523:PHE:CG	2.52	0.44
2:O:364:LEU:HB2	2:O:440:ARG:HD3	1.99	0.44
1:C:114:VAL:HG23	1:C:122:MET:CE	2.48	0.44
1:F:157:VAL:O	1:F:160:LEU:HB2	2.18	0.44
1:E:100:ASP:OD1	1:E:100:ASP:N	2.34	0.44
2:M:497:ASN:HA	2:M:498:PRO:HD2	1.89	0.44
1:B:15:PRO:HB3	1:B:133:ARG:HD2	1.99	0.44
2:R:489:CYS:HA	2:R:490:PRO:HD3	1.72	0.44
2:P:416:LEU:HD23	2:P:416:LEU:C	2.39	0.44
1:E:176:GLU:HG2	1:E:179:GLY:HA2	1.98	0.44
1:C:52:LEU:HD22	1:C:52:LEU:C	2.38	0.44
2:M:399:MET:HA	2:M:462:HIS:O	2.18	0.43
2:M:400:TRP:HA	2:M:425:GLY:O	2.18	0.43
1:E:52:LEU:HA	1:E:104:TRP:O	2.18	0.43
1:B:163:GLN:HA	1:B:164:PRO:HD2	1.65	0.43
1:E:19:ILE:HD11	2:Q:408:TYR:HD2	1.82	0.43
1:D:58:GLY:HA2	1:D:190:GLN:HB3	2.00	0.43

*Continued on next page...*

*Continued from previous page...*

Atom-1	Atom-2	Distance(Å)	Clash(Å)
1:A:131:PHE:CE2	2:M:475:ILE:HD12	2.53	0.43
2:M:359:HIS:O	2:M:366:ASN:HB3	2.19	0.43
2:O:392:VAL:HG12	2:O:395:THR:HB	2.01	0.43
2:M:335:ALA:HB1	2:O:325:LYS:HD3	2.00	0.43
1:F:143:LEU:HD23	1:F:143:LEU:C	2.38	0.43
1:B:19:ILE:HD11	2:N:408:TYR:HD1	1.82	0.43
2:Q:495:ILE:CG2	2:Q:500:ALA:HB3	2.49	0.43
1:A:199:ASP:O	2:M:338:SER:HA	2.19	0.43
2:P:484:PRO:O	2:P:488:MET:CE	2.67	0.43
2:R:484:PRO:O	2:R:488:MET:HE3	2.17	0.43
1:D:164:PRO:N	1:D:165:GLN:NE2	2.65	0.43
1:E:115:ASN:HA	1:E:121:PRO:HA	2.01	0.43
2:Q:376:GLU:O	2:Q:442:ILE:HA	2.18	0.43
2:R:348:GLY:HA3	6:R:1270:HOH:O	2.19	0.43
1:B:66:SER:HB2	1:B:130:LEU:HD11	2.01	0.43
2:N:420:ASP:HA	2:N:421:PRO:HD2	1.83	0.43
2:O:361:HIS:CD2	6:O:708:HOH:O	2.71	0.42
2:Q:447:TYR:HA	2:Q:448:PRO:HD3	1.92	0.42
2:N:307:ARG:HG2	2:N:533:THR:HG22	2.00	0.42
2:Q:478:LEU:C	2:Q:478:LEU:HD23	2.39	0.42
1:C:65:ASP:OD2	1:C:133:ARG:HD3	2.19	0.42
1:C:44:ALA:HA	1:C:45:PRO:HD3	1.91	0.42
1:F:4:LEU:HB3	2:R:387:GLN:HB3	2.01	0.42
2:P:399:MET:HA	2:P:462:HIS:O	2.19	0.42
1:D:84:ASN:O	1:D:87:ASN:HB2	2.19	0.42
1:D:172:ALA:HB1	1:D:183:TYR:HB3	2.01	0.42
2:N:497:ASN:HD22	2:N:497:ASN:C	2.21	0.42
1:F:176:GLU:OE2	1:F:179:GLY:HA2	2.19	0.42
2:O:383:ARG:HA	2:O:435:GLY:O	2.20	0.42
1:D:36:TRP:CE3	1:D:36:TRP:HA	2.54	0.42
2:M:522:ARG:HE	2:M:524:ASP:CG	2.21	0.42
1:E:165:GLN:H	1:E:165:GLN:HE21	0.65	0.42
1:C:163:GLN:HA	1:C:164:PRO:HD3	1.86	0.42
1:C:131:PHE:CE2	1:C:138:HIS:HB3	2.55	0.42
1:C:132:ALA:HB3	1:C:135:ILE:HD12	2.00	0.42
2:P:505:ILE:HG22	2:P:507:LYS:HE3	2.01	0.42
2:M:328:ILE:HD12	2:N:335:ALA:HB2	2.02	0.42
2:R:376:GLU:O	2:R:442:ILE:HA	2.18	0.42
1:B:100:ASP:CG	1:B:101:ALA:H	2.22	0.42
2:Q:478:LEU:HD12	2:Q:523:PHE:CG	2.54	0.42
2:P:434:ASP:HB3	2:P:436:TYR:CD2	2.55	0.42
1:B:98:THR:O	1:B:102:GLY:HA2	2.19	0.42

*Continued on next page...*

*Continued from previous page...*

Atom-1	Atom-2	Distance(Å)	Clash(Å)
2:O:361:HIS:HD2	2:O:361:HIS:H	1.62	0.42
1:B:3:GLU:OE1	1:B:3:GLU:CA	2.62	0.42
2:M:489:CYS:HA	2:M:490:PRO:HD3	1.93	0.42
2:P:392:VAL:HG12	2:P:395:THR:HB	2.01	0.42
1:A:176:GLU:HG3	1:A:180:LYS:C	2.40	0.42
2:N:414:ARG:CA	2:N:414:ARG:NE	2.80	0.42
1:A:20:GLY:C	1:A:21:LEU:HD23	2.41	0.42
1:F:176:GLU:OE2	1:F:179:GLY:C	2.58	0.42
6:F:1371:HOH:O	2:R:301:PRO:HB2	2.19	0.42
1:C:176:GLU:HG3	1:C:180:LYS:O	2.20	0.42
2:M:486:ILE:HB	2:M:487:PRO:HD3	2.02	0.42
1:C:85:LEU:HD23	1:C:85:LEU:HA	1.93	0.42
2:Q:493:LYS:HE3	2:Q:493:LYS:HB2	1.81	0.42
2:P:486:ILE:HB	2:P:487:PRO:HD3	2.02	0.42
1:E:168:GLU:CA	1:E:171:ILE:HD12	2.39	0.41
2:O:495:ILE:CG2	2:O:500:ALA:HB3	2.50	0.41
2:R:390:LYS:HA	2:R:391:PRO:HD3	1.85	0.41
1:F:120:VAL:HA	1:F:121:PRO:HD2	1.89	0.41
2:R:448:PRO:HD3	2:R:456:TRP:CZ3	2.55	0.41
1:F:85:LEU:HA	1:F:85:LEU:HD23	1.87	0.41
1:A:110:LYS:NZ	1:A:148:GLU:OE2	2.44	0.41
1:F:146:ASP:OD1	1:F:174:ARG:HB2	2.20	0.41
2:Q:486:ILE:N	2:Q:487:PRO:CD	2.83	0.41
1:F:200:PHE:CD1	2:R:345:GLU:HG2	2.54	0.41
1:F:98:THR:HG1	1:F:101:ALA:HB3	1.85	0.41
2:R:447:TYR:OH	5:R:550:4HP:C5	2.68	0.41
2:P:363:LEU:HD23	2:P:425:GLY:HA2	2.02	0.41
1:F:52:LEU:CD2	1:F:52:LEU:C	2.89	0.41
2:P:356:PHE:CD2	2:P:428:ARG:HD3	2.54	0.41
2:Q:392:VAL:HG12	2:Q:395:THR:HB	2.03	0.41
2:N:497:ASN:HD22	2:N:498:PRO:N	2.19	0.41
2:M:488:MET:CE	2:P:508:LEU:HD23	2.50	0.41
1:A:92:PHE:CD1	2:M:349:PRO:HG3	2.56	0.41
1:B:163:GLN:C	1:B:165:GLN:HE22	2.24	0.41
1:C:64:ARG:HB3	1:C:99:PHE:HA	2.03	0.41
2:P:318:LYS:HD3	2:P:318:LYS:HA	1.62	0.41
2:O:362:ASP:OD1	2:O:364:LEU:HB2	2.20	0.41
2:M:360:ASP:HB3	2:M:428:ARG:HG3	2.03	0.41
2:O:495:ILE:HG21	2:O:500:ALA:HB3	2.02	0.41
2:R:437:TYR:C	2:R:437:TYR:CD1	2.94	0.41
2:N:536:GLU:HB2	6:N:703:HOH:O	2.20	0.41
2:R:392:VAL:HG12	2:R:395:THR:HB	2.03	0.41

*Continued on next page...*

*Continued from previous page...*

Atom-1	Atom-2	Distance(Å)	Clash(Å)
2:P:430:LEU:HA	2:P:430:LEU:HD12	1.97	0.41
1:D:70:VAL:HG11	1:D:106:LEU:CD2	2.49	0.41
2:R:483:ASP:HA	2:R:484:PRO:HD2	1.97	0.41
1:C:143:LEU:HD23	1:C:143:LEU:C	2.41	0.41
1:B:23:LEU:N	1:B:23:LEU:HD12	2.36	0.41
2:M:447:TYR:OH	5:M:550:4HP:C5	2.70	0.40
2:N:416:LEU:C	2:N:416:LEU:CD2	2.90	0.40
2:N:356:PHE:HD1	2:N:428:ARG:HD3	1.86	0.40
2:R:326:THR:HG22	2:R:330:ARG:HD2	2.04	0.40
2:M:522:ARG:NE	2:M:524:ASP:OD1	2.47	0.40
2:O:359:HIS:O	2:O:366:ASN:HB3	2.22	0.40
1:A:165:GLN:NE2	1:C:61:HIS:CE1	2.90	0.40
1:F:31:ARG:HH12	2:R:428:ARG:HG2	1.84	0.40
2:N:415:TYR:CE1	2:N:416:LEU:HD22	2.57	0.40
2:P:473:LYS:HE3	2:P:475:ILE:HG13	2.02	0.40
1:A:191:GLY:O	1:A:194:GLU:HB2	2.21	0.40
1:E:65:ASP:OD2	1:E:133:ARG:HD3	2.21	0.40
1:F:177:VAL:N	1:F:180:LYS:O	2.40	0.40
2:O:363:LEU:HD23	2:O:425:GLY:CA	2.51	0.40
1:E:78:GLU:OE1	6:E:239:HOH:O	2.22	0.40
1:D:176:GLU:CG	1:D:179:GLY:HA2	2.51	0.40
2:O:486:ILE:N	2:O:487:PRO:CD	2.84	0.40
2:P:522:ARG:NE	2:P:524:ASP:OD1	2.49	0.40
2:R:372:LEU:HA	2:R:372:LEU:HD12	1.95	0.40

There are no symmetry-related clashes.

## 5.3 Torsion angles

### 5.3.1 Protein backbone ⓘ

In the following table, the Percentiles column shows the percent Ramachandran outliers of the chain as a percentile score with respect to all X-ray entries followed by that with respect to entries of similar resolution. The Analysed column shows the number of residues for which the backbone conformation was analysed, and the total number of residues.

Mol	Chain	Analysed	Favoured	Allowed	Outliers	Percentiles	
1	A	198/200 (99%)	194 (98%)	4 (2%)	0	100	100
1	B	198/200 (99%)	191 (96%)	7 (4%)	0	100	100
1	C	198/200 (99%)	193 (98%)	5 (2%)	0	100	100

*Continued on next page...*

Continued from previous page...

Mol	Chain	Analysed	Favoured	Allowed	Outliers	Percentiles	
1	D	198/200 (99%)	193 (98%)	4 (2%)	1 (0%)	38	23
1	E	198/200 (99%)	191 (96%)	7 (4%)	0	100	100
1	F	198/200 (99%)	192 (97%)	6 (3%)	0	100	100
2	M	229/238 (96%)	222 (97%)	7 (3%)	0	100	100
2	N	229/238 (96%)	222 (97%)	7 (3%)	0	100	100
2	O	229/238 (96%)	221 (96%)	8 (4%)	0	100	100
2	P	229/238 (96%)	223 (97%)	6 (3%)	0	100	100
2	Q	229/238 (96%)	221 (96%)	8 (4%)	0	100	100
2	R	229/238 (96%)	221 (96%)	8 (4%)	0	100	100
All	All	2562/2628 (98%)	2484 (97%)	77 (3%)	1 (0%)	100	100

All (1) Ramachandran outliers are listed below:

Mol	Chain	Res	Type
1	D	100	ASP

### 5.3.2 Protein sidechains ⓘ

In the following table, the Percentiles column shows the percent sidechain outliers of the chain as a percentile score with respect to all X-ray entries followed by that with respect to entries of similar resolution. The Analysed column shows the number of residues for which the sidechain conformation was analysed, and the total number of residues.

Mol	Chain	Analysed	Rotameric	Outliers	Percentiles	
1	A	162/163 (99%)	154 (95%)	8 (5%)	35	17
1	B	162/163 (99%)	156 (96%)	6 (4%)	45	30
1	C	162/163 (99%)	154 (95%)	8 (5%)	35	17
1	D	162/163 (99%)	156 (96%)	6 (4%)	45	30
1	E	162/163 (99%)	156 (96%)	6 (4%)	45	30
1	F	162/163 (99%)	157 (97%)	5 (3%)	52	38
2	M	196/202 (97%)	184 (94%)	12 (6%)	26	11
2	N	196/202 (97%)	183 (93%)	13 (7%)	24	9
2	O	196/202 (97%)	184 (94%)	12 (6%)	26	11
2	P	196/202 (97%)	187 (95%)	9 (5%)	37	20

Continued on next page...

*Continued from previous page...*

Mol	Chain	Analysed	Rotameric	Outliers	Percentiles	
2	Q	196/202 (97%)	188 (96%)	8 (4%)	41	25
2	R	196/202 (97%)	188 (96%)	8 (4%)	41	25
All	All	2148/2190 (98%)	2047 (95%)	101 (5%)	36	18

All (101) residues with a non-rotameric sidechain are listed below:

Mol	Chain	Res	Type
1	A	4	LEU
1	A	19	ILE
1	A	38	ARG
1	A	43	ASP
1	A	52	LEU
1	A	133	ARG
1	A	165	GLN
1	A	184	ARG
2	M	364	LEU
2	M	372	LEU
2	M	395	THR
2	M	411	LYS
2	M	416	LEU
2	M	433	SER
2	M	434	ASP
2	M	440	ARG
2	M	497	ASN
2	M	503	GLN
2	M	507	LYS
2	M	534	HIS
1	B	4	LEU
1	B	19	ILE
1	B	38	ARG
1	B	52	LEU
1	B	133	ARG
1	B	165	GLN
2	N	364	LEU
2	N	372	LEU
2	N	395	THR
2	N	399	MET
2	N	416	LEU
2	N	428	ARG
2	N	433	SER
2	N	440	ARG

*Continued on next page...*

*Continued from previous page...*

Mol	Chain	Res	Type
2	N	478	LEU
2	N	497	ASN
2	N	507	LYS
2	N	512	ASN
2	N	534	HIS
1	C	4	LEU
1	C	9	PRO
1	C	19	ILE
1	C	38	ARG
1	C	47	GLU
1	C	52	LEU
1	C	94	ARG
1	C	165	GLN
2	O	306	SER
2	O	324	TYR
2	O	372	LEU
2	O	395	THR
2	O	411	LYS
2	O	416	LEU
2	O	434	ASP
2	O	473	LYS
2	O	478	LEU
2	O	497	ASN
2	O	503	GLN
2	O	534	HIS
1	D	4	LEU
1	D	19	ILE
1	D	38	ARG
1	D	52	LEU
1	D	165	GLN
1	D	180	LYS
2	P	364	LEU
2	P	395	THR
2	P	411	LYS
2	P	416	LEU
2	P	434	ASP
2	P	440	ARG
2	P	478	LEU
2	P	497	ASN
2	P	534	HIS
1	E	4	LEU
1	E	19	ILE

*Continued on next page...*

*Continued from previous page...*

Mol	Chain	Res	Type
1	E	38	ARG
1	E	52	LEU
1	E	165	GLN
1	E	180	LYS
2	Q	372	LEU
2	Q	395	THR
2	Q	416	LEU
2	Q	428	ARG
2	Q	434	ASP
2	Q	497	ASN
2	Q	507	LYS
2	Q	534	HIS
1	F	4	LEU
1	F	19	ILE
1	F	38	ARG
1	F	52	LEU
1	F	165	GLN
2	R	372	LEU
2	R	395	THR
2	R	416	LEU
2	R	428	ARG
2	R	434	ASP
2	R	497	ASN
2	R	507	LYS
2	R	512	ASN

Some sidechains can be flipped to improve hydrogen bonding and reduce clashes. All (29) such sidechains are listed below:

Mol	Chain	Res	Type
1	A	165	GLN
2	M	361	HIS
2	M	497	ASN
2	M	503	GLN
1	B	165	GLN
2	N	361	HIS
2	N	412	ASN
2	N	497	ASN
2	N	503	GLN
1	C	165	GLN
2	O	361	HIS
2	O	412	ASN
2	O	497	ASN

*Continued on next page...*

*Continued from previous page...*

Mol	Chain	Res	Type
2	O	503	GLN
1	D	165	GLN
2	P	361	HIS
2	P	412	ASN
2	P	497	ASN
2	P	503	GLN
1	E	165	GLN
2	Q	361	HIS
2	Q	497	ASN
2	Q	503	GLN
1	F	165	GLN
2	R	361	HIS
2	R	412	ASN
2	R	497	ASN
2	R	503	GLN
2	R	530	GLN

### 5.3.3 RNA ⓘ

There are no RNA chains in this entry.

## 5.4 Non-standard residues in protein, DNA, RNA chains ⓘ

There are no non-standard protein/DNA/RNA residues in this entry.

## 5.5 Carbohydrates ⓘ

There are no carbohydrates in this entry.

## 5.6 Ligand geometry ⓘ

Of 18 ligands modelled in this entry, 6 are monoatomic - leaving 12 for Mogul analysis.

In the following table, the Counts columns list the number of bonds (or angles) for which Mogul statistics could be retrieved, the number of bonds (or angles) that are observed in the model and the number of bonds (or angles) that are defined in the chemical component dictionary. The Link column lists molecule types, if any, to which the group is linked. The Z score for a bond length (or angle) is the number of standard deviations the observed value is removed from the expected value. A bond length (or angle) with  $|Z| > 2$  is considered an outlier worth inspection. RMSZ is the root-mean-square of all Z scores of the bond lengths (or angles).

Mol	Type	Chain	Res	Link	Bond lengths			Bond angles		
					Counts	RMSZ	# Z  > 2	Counts	RMSZ	# Z  > 2
5	4HP	M	550	3	11,11,11	1.12	1 (9%)	14,14,14	1.02	0
4	BME	M	601	2	3,3,3	0.97	0	2,2,2	3.70	1 (50%)
5	4HP	N	550	3	11,11,11	1.26	1 (9%)	14,14,14	0.96	0
4	BME	N	601	2	3,3,3	0.21	0	2,2,2	0.34	0
5	4HP	O	550	3	11,11,11	1.16	0	14,14,14	0.93	0
4	BME	O	601	2	3,3,3	0.49	0	2,2,2	0.22	0
5	4HP	P	550	3	11,11,11	1.11	0	14,14,14	1.09	1 (7%)
4	BME	P	601	2	3,3,3	0.48	0	2,2,2	2.17	1 (50%)
5	4HP	Q	550	3	11,11,11	1.16	2 (18%)	14,14,14	1.07	0
4	BME	Q	601	2	3,3,3	0.70	0	2,2,2	1.89	1 (50%)
5	4HP	R	550	3	11,11,11	0.95	0	14,14,14	0.78	0
4	BME	R	601	2	3,3,3	0.66	0	2,2,2	2.39	1 (50%)

In the following table, the Chirals column lists the number of chiral outliers, the number of chiral centers analysed, the number of these observed in the model and the number defined in the chemical component dictionary. Similar counts are reported in the Torsion and Rings columns. '-' means no outliers of that kind were identified.

Mol	Type	Chain	Res	Link	Chirals	Torsions	Rings
5	4HP	M	550	3	-	0/4/4/4	0/1/1/1
4	BME	M	601	2	-	0/1/1/1	0/0/0/0
5	4HP	N	550	3	-	0/4/4/4	0/1/1/1
4	BME	N	601	2	-	0/1/1/1	0/0/0/0
5	4HP	O	550	3	-	0/4/4/4	0/1/1/1
4	BME	O	601	2	-	0/1/1/1	0/0/0/0
5	4HP	P	550	3	-	0/4/4/4	0/1/1/1
4	BME	P	601	2	-	0/1/1/1	0/0/0/0
5	4HP	Q	550	3	-	0/4/4/4	0/1/1/1
4	BME	Q	601	2	-	0/1/1/1	0/0/0/0
5	4HP	R	550	3	-	0/4/4/4	0/1/1/1
4	BME	R	601	2	-	0/1/1/1	0/0/0/0

All (4) bond length outliers are listed below:

Mol	Chain	Res	Type	Atoms	Z	Observed(Å)	Ideal(Å)
5	Q	550	4HP	C2-C1	2.42	1.44	1.38
5	N	550	4HP	C7-C1	2.31	1.55	1.51
5	M	550	4HP	C7-C8	2.10	1.56	1.50
5	Q	550	4HP	C7-C8	2.07	1.56	1.50

All (5) bond angle outliers are listed below:

Mol	Chain	Res	Type	Atoms	Z	Observed(°)	Ideal(°)
4	M	601	BME	C1-C2-S2	-5.17	104.12	113.03
4	R	601	BME	C1-C2-S2	-3.06	107.76	113.03
4	P	601	BME	C1-C2-S2	-3.03	107.82	113.03
4	Q	601	BME	C1-C2-S2	-2.67	108.43	113.03
5	P	550	4HP	O1-C8-C7	-2.23	117.71	123.19

There are no chirality outliers.

There are no torsion outliers.

There are no ring outliers.

## 5.7 Other polymers ⓘ

There are no such residues in this entry.

## 5.8 Polymer linkage issues

There are no chain breaks in this entry.

## 6 Fit of model and data ⓘ

### 6.1 Protein, DNA and RNA chains ⓘ

EDS was not executed - this section will therefore be empty.

### 6.2 Non-standard residues in protein, DNA, RNA chains ⓘ

EDS was not executed - this section will therefore be empty.

### 6.3 Carbohydrates ⓘ

EDS was not executed - this section will therefore be empty.

### 6.4 Ligands ⓘ

EDS was not executed - this section will therefore be empty.

### 6.5 Other polymers ⓘ

EDS was not executed - this section will therefore be empty.