



Full wwPDB X-ray Structure Validation Report

Mar 11, 2014 – 06:50 PM GMT

PDB ID : 1PYH
Title : Crystal structure of RC-LH1 core complex from Rhodopseudomonas palustris
Authors : Roszak, A.W.; Howard, T.D.; Southall, J.; Gardiner, A.T.; Law, C.J.; Isaacs, N.W.; Cogdell, R.J.
Deposited on : 2003-07-08
Resolution : 4.80 Å(reported)

This is a full wwPDB validation report for a publicly released PDB entry.
We welcome your comments at validation@mail.wwpdb.org
A user guide is available at <http://wwpdb.org/ValidationPDFNotes.html>

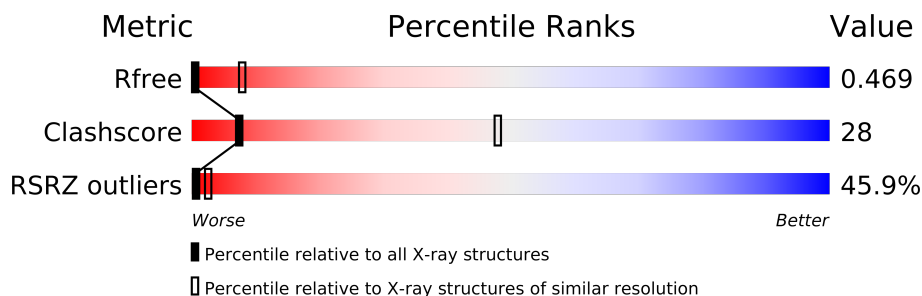
The following versions of software and data (see [references](#)) were used in the production of this report:

MolProbity : 4.02b-467
Mogul : 1.16 November 2013
Xtriage (Phenix) : dev-1323
EDS : trunk22699
Percentile statistics : 21963
Refmac : 5.8.0049
CCP4 : 6.3.0 (Settle)
Ideal geometry (proteins) : Engh & Huber (2001)
Ideal geometry (DNA, RNA) : Parkinson et. al. (1996)
Validation Pipeline (wwPDB-VP) : trunk22699

1 Overall quality at a glance


















The reported resolution of this entry is 4.80 Å.

Percentile scores (ranging between 0-100) for global validation metrics of the entry are shown in the following graphic. The table shows the number of entries on which the scores are based.




















Metric	Whole archive (#Entries)	Similar resolution (#Entries, resolution range(Å))
R_{free}	66092	1046 (6.00-3.50)
Clashscore	79885	1320 (6.00-3.50)
RSRZ outliers	66119	1045 (6.00-3.50)

The table below summarises the geometric issues observed across the polymeric chains and their fit to the electron density. The red, orange, yellow and green segments on the lower bar indicate the fraction of residues that contain outliers for ≥ 3 , 2, 1 and 0 types of geometric quality criteria. The upper red bar (where present) indicates the fraction of residues that have poor fit to the electron density.

Mol	Chain	Length	Quality of chain
1	A	281	
2	B	302	
3	C	241	
4	1	26	
4	3	26	
4	5	26	
4	7	26	
4	D	26	
4	F	26	
4	H	26	
4	J	26	
4	L	26	
4	N	26	
4	P	26	
4	R	26	
4	T	26	
4	V	26	

Continued on next page...

Continued from previous page...

Mol	Chain	Length	Quality of chain
4	X	26	
4	Z	26	
5	2	30	
5	4	30	
5	6	30	
5	8	30	
5	E	30	
5	G	30	
5	I	30	
5	K	30	
5	M	30	
5	O	30	
5	Q	30	
5	S	30	
5	U	30	
5	W	30	
5	Y	30	

2 Entry composition

There are 8 unique types of molecules in this entry. The entry contains 10100 atoms, of which 0 are hydrogen and 0 are deuterium.

In the tables below, the ZeroOcc column contains the number of atoms modelled with zero occupancy, the AltConf column contains the number of residues with at least one atom in alternate conformation and the Trace column contains the number of residues modelled with at most 2 atoms.

- Molecule 1 is a protein called Reaction center protein L chain.

Mol	Chain	Residues	Atoms				ZeroOcc	AltConf	Trace
1	A	281	Total	C	N	O	0	0	0
			1373	811	281	281			

- Molecule 2 is a protein called Reaction center protein M chain.

Mol	Chain	Residues	Atoms				ZeroOcc	AltConf	Trace
2	B	302	Total	C	N	O	0	0	0
			1474	870	302	302			

- Molecule 3 is a protein called Reaction center protein H chain.

Mol	Chain	Residues	Atoms				ZeroOcc	AltConf	Trace
3	C	241	Total	C	N	O	0	0	0
			1182	700	241	241			

- Molecule 4 is a protein called Light-harvesting protein B-800/850, alpha chain.

Mol	Chain	Residues	Atoms				ZeroOcc	AltConf	Trace
4	D	26	Total	C	N	O	0	0	0
			128	76	26	26			
4	F	26	Total	C	N	O	0	0	0
			128	76	26	26			
4	H	26	Total	C	N	O	0	0	0
			128	76	26	26			
4	J	26	Total	C	N	O	0	0	0
			127	75	26	26			
4	L	26	Total	C	N	O	0	0	0
			128	76	26	26			
4	N	26	Total	C	N	O	0	0	0
			128	76	26	26			
4	P	26	Total	C	N	O	0	0	0
			128	76	26	26			

Continued on next page...

Continued from previous page...

Mol	Chain	Residues	Atoms				ZeroOcc	AltConf	Trace
4	R	26	Total 128	C 76	N 26	O 26	0	0	0
4	T	26	Total 128	C 76	N 26	O 26	0	0	0
4	V	26	Total 128	C 76	N 26	O 26	0	0	0
4	X	26	Total 127	C 75	N 26	O 26	0	0	0
4	Z	26	Total 128	C 76	N 26	O 26	0	0	0
4	1	26	Total 128	C 76	N 26	O 26	0	0	0
4	3	26	Total 128	C 76	N 26	O 26	0	0	0
4	5	26	Total 128	C 76	N 26	O 26	0	0	0
4	7	26	Total 128	C 76	N 26	O 26	0	0	0

- Molecule 5 is a protein called Light-harvesting protein B-800/850, beta chain.

Mol	Chain	Residues	Atoms				ZeroOcc	AltConf	Trace
5	E	30	Total 148	C 88	N 30	O 30	0	0	0
5	G	30	Total 148	C 88	N 30	O 30	0	0	0
5	I	30	Total 148	C 88	N 30	O 30	0	0	0
5	K	30	Total 148	C 88	N 30	O 30	0	0	0
5	M	30	Total 148	C 88	N 30	O 30	0	0	0
5	O	30	Total 148	C 88	N 30	O 30	0	0	0
5	Q	30	Total 148	C 88	N 30	O 30	0	0	0
5	S	30	Total 148	C 88	N 30	O 30	0	0	0
5	U	30	Total 148	C 88	N 30	O 30	0	0	0
5	W	30	Total 148	C 88	N 30	O 30	0	0	0

Continued on next page...

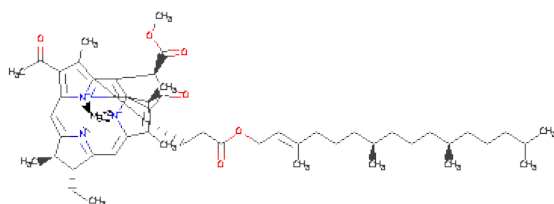
Continued from previous page...

Mol	Chain	Residues	Atoms				ZeroOcc	AltConf	Trace
5	Y	30	Total	C	N	O	0	0	0
			148	88	30	30			
5	2	30	Total	C	N	O	0	0	0
			148	88	30	30			
5	4	30	Total	C	N	O	0	0	0
			148	88	30	30			
5	6	30	Total	C	N	O	0	0	0
			148	88	30	30			
5	8	30	Total	C	N	O	0	0	0
			148	88	30	30			

- Molecule 6 is FE (III) ION (three-letter code: FE) (formula: Fe).

Mol	Chain	Residues	Atoms		ZeroOcc	AltConf
6	B	1	Total	Fe	0	0
			1	1		

- Molecule 7 is BACTERIOCHLOROPHYLL A (three-letter code: BCL) (formula: C₅₅H₇₄MgN₄O₆).



Mol	Chain	Residues	Atoms				ZeroOcc	AltConf
7	A	1	Total	C	Mg	N	O	0
			66	55	1	4	6	0
7	A	1	Total	C	Mg	N	O	0
			66	55	1	4	6	0
7	B	1	Total	C	Mg	N	O	0
			66	55	1	4	6	0

Continued on next page...

Continued from previous page...

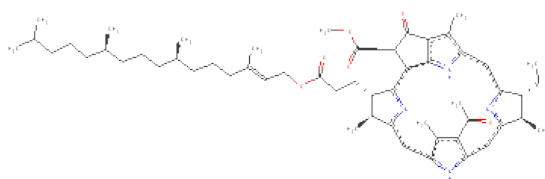
Mol	Chain	Residues	Atoms					ZeroOcc	AltConf
7	B	1	Total	C	Mg	N	O	0	0
			66	55	1	4	6		
7	E	1	Total	C	Mg	N	O	0	0
			47	36	1	4	6		
7	D	1	Total	C	Mg	N	O	0	0
			47	36	1	4	6		
7	G	1	Total	C	Mg	N	O	0	0
			47	36	1	4	6		
7	F	1	Total	C	Mg	N	O	0	0
			47	36	1	4	6		
7	I	1	Total	C	Mg	N	O	0	0
			47	36	1	4	6		
7	H	1	Total	C	Mg	N	O	0	0
			47	36	1	4	6		
7	K	1	Total	C	Mg	N	O	0	0
			47	36	1	4	6		
7	J	1	Total	C	Mg	N	O	0	0
			47	36	1	4	6		
7	M	1	Total	C	Mg	N	O	0	0
			47	36	1	4	6		
7	L	1	Total	C	Mg	N	O	0	0
			47	36	1	4	6		
7	N	1	Total	C	Mg	N	O	0	0
			47	36	1	4	6		
7	N	1	Total	C	Mg	N	O	0	0
			47	36	1	4	6		
7	P	1	Total	C	Mg	N	O	0	0
			47	36	1	4	6		
7	P	1	Total	C	Mg	N	O	0	0
			47	36	1	4	6		
7	S	1	Total	C	Mg	N	O	0	0
			47	36	1	4	6		
7	R	1	Total	C	Mg	N	O	0	0
			47	36	1	4	6		
7	U	1	Total	C	Mg	N	O	0	0
			47	36	1	4	6		
7	T	1	Total	C	Mg	N	O	0	0
			47	36	1	4	6		
7	V	1	Total	C	Mg	N	O	0	0
			47	36	1	4	6		
7	W	1	Total	C	Mg	N	O	0	0
			47	36	1	4	6		

Continued on next page...

Continued from previous page...

Mol	Chain	Residues	Atoms					ZeroOcc	AltConf
7	Y	1	Total	C	Mg	N	O	0	0
			47	36	1	4	6		
7	Y	1	Total	C	Mg	N	O	0	0
			47	36	1	4	6		
7	2	1	Total	C	Mg	N	O	0	0
			47	36	1	4	6		
7	1	1	Total	C	Mg	N	O	0	0
			47	36	1	4	6		
7	3	1	Total	C	Mg	N	O	0	0
			47	36	1	4	6		
7	3	1	Total	C	Mg	N	O	0	0
			47	36	1	4	6		
7	6	1	Total	C	Mg	N	O	0	0
			47	36	1	4	6		
7	5	1	Total	C	Mg	N	O	0	0
			47	36	1	4	6		
7	8	1	Total	C	Mg	N	O	0	0
			47	36	1	4	6		
7	7	1	Total	C	Mg	N	O	0	0
			47	36	1	4	6		

- Molecule 8 is BACTERIOPHEOPHYTIN A (three-letter code: BPH) (formula: $C_{55}H_{76}N_4O_6$).



Mol	Chain	Residues	Atoms				ZeroOcc	AltConf
8	A	1	Total	C	N	O	0	0
			65	55	4	6		

Continued on next page...

Continued from previous page...

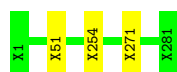
Mol	Chain	Residues	Atoms				ZeroOcc	AltConf
8	B	1	Total	C	N	O	0	0
			65	55	4	6		

3 Residue-property plots

These plots are drawn for all protein, RNA and DNA chains in the entry. The first graphic for a chain summarises the proportions of errors displayed in the second graphic. The second graphic shows the sequence view annotated by issues in geometry and electron density. Residues are color-coded according to the number of geometric quality criteria for which they contain at least one outlier: green = 0, yellow = 1, orange = 2 and red = 3 or more. A red dot above a residue indicates a poor fit to the electron density ($RSRZ > 2$). Stretches of 2 or more consecutive residues without any outlier are shown as a green connector. Residues present in the sample, but not in the model, are shown in grey.

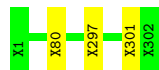
- Molecule 1: Reaction center protein L chain

Chain A: 



- Molecule 2: Reaction center protein M chain

Chain B: 



- Molecule 3: Reaction center protein H chain

Chain C: 



- Molecule 4: Light-harvesting protein B-800/850, alpha chain

Chain D: 

There are no outlier residues recorded for this chain.

- Molecule 4: Light-harvesting protein B-800/850, alpha chain

Chain F: 



- Molecule 4: Light-harvesting protein B-800/850, alpha chain

Chain H: 

There are no outlier residues recorded for this chain.

- Molecule 4: Light-harvesting protein B-800/850, alpha chain

Chain J: 



- Molecule 4: Light-harvesting protein B-800/850, alpha chain

Chain L:



- Molecule 4: Light-harvesting protein B-800/850, alpha chain

Chain N:

There are no outlier residues recorded for this chain.

- Molecule 4: Light-harvesting protein B-800/850, alpha chain

Chain P:

There are no outlier residues recorded for this chain.

- Molecule 4: Light-harvesting protein B-800/850, alpha chain

Chain R:



- Molecule 4: Light-harvesting protein B-800/850, alpha chain

Chain T:



- Molecule 4: Light-harvesting protein B-800/850, alpha chain

Chain V:



- Molecule 4: Light-harvesting protein B-800/850, alpha chain

Chain X:

There are no outlier residues recorded for this chain.

- Molecule 4: Light-harvesting protein B-800/850, alpha chain

Chain Z:



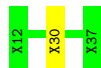
- Molecule 4: Light-harvesting protein B-800/850, alpha chain

Chain 1:



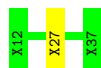
- Molecule 4: Light-harvesting protein B-800/850, alpha chain

Chain 3: 



- Molecule 4: Light-harvesting protein B-800/850, alpha chain

Chain 5: 



- Molecule 4: Light-harvesting protein B-800/850, alpha chain

Chain 7: 



- Molecule 5: Light-harvesting protein B-800/850, beta chain

Chain E: 



- Molecule 5: Light-harvesting protein B-800/850, beta chain

Chain G: 



- Molecule 5: Light-harvesting protein B-800/850, beta chain

Chain I: 

There are no outlier residues recorded for this chain.

- Molecule 5: Light-harvesting protein B-800/850, beta chain

Chain K: 



- Molecule 5: Light-harvesting protein B-800/850, beta chain

Chain M: 



- Molecule 5: Light-harvesting protein B-800/850, beta chain

Chain O: 

There are no outlier residues recorded for this chain.

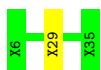
- Molecule 5: Light-harvesting protein B-800/850, beta chain

Chain Q: 



- Molecule 5: Light-harvesting protein B-800/850, beta chain

Chain S: 



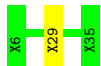
- Molecule 5: Light-harvesting protein B-800/850, beta chain

Chain U: 

There are no outlier residues recorded for this chain.

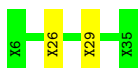
- Molecule 5: Light-harvesting protein B-800/850, beta chain

Chain W: 



- Molecule 5: Light-harvesting protein B-800/850, beta chain

Chain Y: 



- Molecule 5: Light-harvesting protein B-800/850, beta chain

Chain 2: 

There are no outlier residues recorded for this chain.

- Molecule 5: Light-harvesting protein B-800/850, beta chain

Chain 4: 

There are no outlier residues recorded for this chain.

- Molecule 5: Light-harvesting protein B-800/850, beta chain

Chain 6: 

There are no outlier residues recorded for this chain.

- Molecule 5: Light-harvesting protein B-800/850, beta chain

Chain 8: 

There are no outlier residues recorded for this chain.

4 Data and refinement statistics

Property	Value	Source
Space group	P 1	Depositor
Cell constants a, b, c, α , β , γ	76.04Å 119.02Å 130.43Å 69.32° 72.69° 66.52°	Depositor
Resolution (Å)	60.00 – 4.80 59.99 – 4.80	Depositor EDS
% Data completeness (in resolution range)	97.3 (60.00-4.80) 97.3 (59.99-4.80)	Depositor EDS
R_{merge}	0.09	Depositor
R_{sym}	(Not available)	Depositor
$\langle I/\sigma(I) \rangle$ ¹	1.72 (at 4.86Å)	Xtriage
Refinement program	REFMAC 5.2.0000	Depositor
R, R_{free}	0.467 , 0.491 0.442 , 0.469	Depositor DCC
R_{free} test set	942 reflections (5.15%)	DCC
Wilson B-factor (Å ²)	202.7	Xtriage
Anisotropy	0.511	Xtriage
Bulk solvent k_{sol} (e/Å ³), B_{sol} (Å ²)	(Not available) , (Not available)	EDS
Estimated twinning fraction	No twinning to report.	Xtriage
L-test for twinning	$\langle L \rangle = 0.42$, $\langle L^2 \rangle = 0.24$	Xtriage
Outliers	0 of 18334 reflections	Xtriage
F_o, F_c correlation	0.77	EDS
Total number of atoms	10100	wwPDB-VP
Average B, all atoms (Å ²)	198.0	wwPDB-VP

Xtriage's analysis on translational NCS is as follows: *The largest off-origin peak in the Patterson function is 5.27% of the height of the origin peak. No significant pseudotranslation is detected.*

¹Intensities estimated from amplitudes.

5 Model quality ⓘ

5.1 Standard geometry ⓘ

Bond lengths and bond angles in the following residue types are not validated in this section: BCL, BPH, FE

The Z score for a bond length (or angle) is the number of standard deviations the observed value is removed from the expected value. A bond length (or angle) with $|Z| > 5$ is considered an outlier worth inspection. RMSZ is the root-mean-square of all Z scores of the bond lengths (or angles).

There are no protein, RNA or DNA chains available to summarize Z scores of covalent bonds and angles.

There are no bond length outliers.

There are no bond angle outliers.

There are no chirality outliers.

There are no planarity outliers.

5.2 Close contacts ⓘ

In the following table, the Non-H and H(model) columns list the number of non-hydrogen atoms and hydrogen atoms in the chain respectively. The H(added) column lists the number of hydrogens added by MolProbity. The Clashes column lists the number of clashes within the asymmetric unit, and the number in parentheses is this value normalized per 1000 atoms of the molecule in the chain. The Symm-Clashes column gives symmetry related clashes, in the same way as for the Clashes column.

Mol	Chain	Non-H	H(model)	H(added)	Clashes	Symm-Clashes
1	A	1373	0	257	10	0
2	B	1474	0	274	2	0
3	C	1182	0	230	13	0
4	1	128	0	26	2	0
4	3	128	0	26	1	0
4	5	128	0	26	1	0
4	7	128	0	26	2	0
4	D	128	0	26	0	0
4	F	128	0	26	7	0
4	H	128	0	26	0	0
4	J	127	0	25	7	0
4	L	128	0	26	3	0
4	N	128	0	26	0	0
4	P	128	0	26	0	0

Continued on next page...

Continued from previous page...

Mol	Chain	Non-H	H(model)	H(added)	Clashes	Symm-Clashes
4	R	128	0	26	1	0
4	T	128	0	26	1	0
4	V	128	0	26	5	0
4	X	127	0	25	0	0
4	Z	128	0	26	4	0
5	2	148	0	30	0	0
5	4	148	0	30	0	0
5	6	148	0	30	0	0
5	8	148	0	30	0	0
5	E	148	0	30	11	0
5	G	148	0	30	3	0
5	I	148	0	30	0	0
5	K	148	0	30	4	0
5	M	148	0	30	1	0
5	O	148	0	30	0	0
5	Q	148	0	30	5	0
5	S	148	0	30	1	0
5	U	148	0	30	0	0
5	W	148	0	30	2	0
5	Y	148	0	30	4	0
6	B	1	0	0	0	0
7	1	47	0	34	18	0
7	2	47	0	34	10	0
7	3	94	0	68	15	0
7	5	47	0	33	12	0
7	6	47	0	34	3	0
7	7	47	0	34	8	0
7	8	47	0	34	5	0
7	A	132	0	148	9	0
7	B	132	0	148	6	0
7	D	47	0	34	14	0
7	E	47	0	34	14	0
7	F	47	0	34	7	0
7	G	47	0	34	11	0
7	H	47	0	33	11	0
7	I	47	0	34	6	0
7	J	47	0	33	32	0
7	K	47	0	34	18	0
7	L	47	0	34	25	0
7	M	47	0	34	13	0
7	N	94	0	68	39	0
7	P	94	0	68	51	0

Continued on next page...

Continued from previous page...

Mol	Chain	Non-H	H(model)	H(added)	Clashes	Symm-Clashes
7	R	47	0	34	16	0
7	S	47	0	34	10	0
7	T	47	0	34	10	0
7	U	47	0	34	8	0
7	V	47	0	34	8	0
7	W	47	0	34	6	0
7	Y	94	0	68	23	0
8	A	65	0	76	5	0
8	B	65	0	76	0	0
All	All	10100	0	3090	367	0

Clashscore is defined as the number of clashes calculated for the entry per 1000 atoms (including hydrogens) of the entry. The overall clashscore for this entry is 28.

All (367) close contacts within the same asymmetric unit are listed below.

Atom-1	Atom-2	Distance(Å)	Clash(Å)
7:N:38:BCL:HMC3	7:P:38:BCL:CBB	1.44	1.47
7:H:6:BCL:C1	7:H:6:BCL:O2A	1.63	1.46
7:R:38:BCL:O2A	7:R:38:BCL:C1	1.63	1.42
7:P:38:BCL:CBC	7:P:39:BCL:HMD2	1.56	1.33
7:L:10:BCL:CMB	7:N:11:BCL:HMA1	1.64	1.26
7:N:38:BCL:CMC	7:P:38:BCL:HBB2	1.63	1.25
5:G:29:UNK:CB	7:G:3:BCL:HMD3	1.67	1.22
1:A:271:UNK:HA	4:V:37:UNK:CB	1.68	1.21
7:T:38:BCL:CBB	7:T:38:BCL:HHC	1.71	1.18
7:R:38:BCL:CBB	7:R:38:BCL:HHC	1.70	1.18
7:N:11:BCL:HBC1	7:N:38:BCL:HAC2	1.26	1.18
7:L:10:BCL:HMB3	7:N:11:BCL:CMA	1.74	1.17
7:3:39:BCL:CBB	7:3:39:BCL:HHC	1.70	1.17
7:P:39:BCL:CBB	7:P:39:BCL:HHC	1.70	1.17
7:D:2:BCL:HHC	7:D:2:BCL:CBB	1.71	1.16
7:5:38:BCL:CBB	7:5:38:BCL:HHC	1.70	1.16
7:J:8:BCL:HMA1	7:M:36:BCL:HMA1	1.27	1.14
7:P:38:BCL:HBC2	7:P:39:BCL:CMD	1.76	1.14
7:L:10:BCL:HED3	7:L:10:BCL:H2A	1.27	1.14
7:Y:37:BCL:HHC	7:Y:37:BCL:CBB	1.71	1.13
7:F:4:BCL:CBB	7:F:4:BCL:HHC	1.71	1.13
7:W:36:BCL:CBB	7:W:36:BCL:HHC	1.71	1.12
7:R:38:BCL:HBB2	7:R:38:BCL:HHC	1.13	1.12
7:D:2:BCL:HHC	7:D:2:BCL:HBB2	1.14	1.12
7:T:38:BCL:HBB2	7:T:38:BCL:HHC	1.14	1.12
7:L:10:BCL:HBB2	7:L:10:BCL:HHC	1.13	1.12

Continued on next page...

Continued from previous page...

Atom-1	Atom-2	Distance(Å)	Clash(Å)
7:J:8:BCL:CBB	7:J:8:BCL:HHC	1.70	1.11
7:P:38:BCL:CBC	7:P:39:BCL:CMD	2.28	1.11
1:A:254:UNK:HA	4:Z:37:UNK:CB	1.79	1.11
7:7:38:BCL:HBB2	7:7:38:BCL:HHC	1.14	1.11
7:L:10:BCL:CBB	7:L:10:BCL:HHC	1.70	1.11
7:7:38:BCL:HHC	7:7:38:BCL:CBB	1.71	1.11
7:1:38:BCL:HHC	7:1:38:BCL:CBB	1.70	1.11
7:J:8:BCL:CED	7:J:8:BCL:C1	2.28	1.10
7:N:38:BCL:CBB	7:N:38:BCL:HHC	1.71	1.10
7:F:4:BCL:HBB2	7:F:4:BCL:HHC	1.14	1.10
7:N:38:BCL:HMA1	7:P:38:BCL:HMA1	1.32	1.09
7:W:36:BCL:HBB2	7:W:36:BCL:HHC	1.13	1.09
7:1:38:BCL:HBB2	7:1:38:BCL:HHC	1.12	1.09
7:P:39:BCL:HBB2	7:P:39:BCL:HHC	1.14	1.09
7:J:8:BCL:HBB2	7:J:8:BCL:HHC	1.13	1.09
7:H:6:BCL:HHC	7:H:6:BCL:HBB2	1.14	1.08
7:Y:36:BCL:CED	7:Y:36:BCL:HBA1	1.81	1.08
7:5:38:BCL:HHC	7:5:38:BCL:HBB2	1.13	1.08
7:H:6:BCL:HHC	7:H:6:BCL:CBB	1.71	1.08
7:3:39:BCL:HHC	7:3:39:BCL:HBB2	1.12	1.08
7:J:8:BCL:CBC	7:K:36:BCL:CBC	2.31	1.07
7:Y:37:BCL:HBB2	7:Y:37:BCL:HHC	1.14	1.07
7:N:38:BCL:HBB2	7:N:38:BCL:HHC	1.13	1.07
7:H:6:BCL:CHC	7:H:6:BCL:HBB2	1.86	1.06
7:T:38:BCL:HBB2	7:T:38:BCL:CHC	1.85	1.06
7:5:38:BCL:CHC	7:5:38:BCL:HBB2	1.84	1.05
7:W:36:BCL:CHC	7:W:36:BCL:HBB2	1.85	1.05
7:7:38:BCL:HBB2	7:7:38:BCL:CHC	1.85	1.05
7:1:38:BCL:HBB2	7:1:38:BCL:CHC	1.84	1.05
7:R:38:BCL:CHC	7:R:38:BCL:HBB2	1.85	1.05
7:L:10:BCL:HBB2	7:L:10:BCL:CHC	1.85	1.05
7:J:8:BCL:HBB2	7:J:8:BCL:CHC	1.85	1.05
7:D:2:BCL:CHC	7:D:2:BCL:HBB2	1.86	1.05
7:Y:37:BCL:CHC	7:Y:37:BCL:HBB2	1.85	1.05
7:3:39:BCL:CHC	7:3:39:BCL:HBB2	1.84	1.05
7:F:4:BCL:HBB2	7:F:4:BCL:CHC	1.86	1.05
7:J:8:BCL:HBC2	7:K:36:BCL:HBC2	1.36	1.04
7:P:39:BCL:CHC	7:P:39:BCL:HBB2	1.85	1.04
7:J:8:BCL:HMA1	7:M:36:BCL:CMA	1.87	1.04
7:P:38:BCL:HBC1	7:P:39:BCL:HHH	1.36	1.04
7:N:38:BCL:HMB3	7:P:38:BCL:HMA3	1.39	1.04
7:J:8:BCL:HBC1	7:K:36:BCL:CBC	1.84	1.04

Continued on next page...

Continued from previous page...

Atom-1	Atom-2	Distance(Å)	Clash(Å)
7:N:38:BCL:CHC	7:N:38:BCL:HBB2	1.85	1.03
7:L:10:BCL:CMB	7:N:11:BCL:CMA	2.33	1.03
7:J:8:BCL:C1	7:J:8:BCL:HED1	1.87	1.03
7:Y:36:BCL:HED2	7:Y:36:BCL:HBA1	1.38	1.02
7:P:38:BCL:HBC2	7:P:39:BCL:HMD2	1.04	1.02
7:L:10:BCL:HMB3	7:N:11:BCL:HMA1	1.04	1.01
5:G:29:UNK:CB	7:G:3:BCL:CMD	2.39	1.00
8:A:401:BPH:H171	8:A:401:BPH:H141	1.44	0.99
7:R:38:BCL:O1A	7:R:38:BCL:H3A	1.62	0.98
7:R:38:BCL:C1	7:R:38:BCL:CGA	2.41	0.98
7:L:10:BCL:CHD	7:M:36:BCL:HMD2	1.94	0.98
7:H:6:BCL:C1	7:H:6:BCL:CGA	2.41	0.97
7:P:38:BCL:CBC	7:P:39:BCL:HHH	1.96	0.96
7:6:36:BCL:HBB3	7:6:36:BCL:HHC	1.47	0.96
7:3:38:BCL:HBB3	7:3:38:BCL:HHC	1.48	0.95
7:Y:36:BCL:HED2	7:Y:36:BCL:CBA	1.94	0.95
7:3:39:BCL:CBB	7:3:39:BCL:CHC	2.42	0.95
7:7:38:BCL:CHC	7:7:38:BCL:CBB	2.43	0.95
7:D:2:BCL:HMC3	7:G:3:BCL:HBB2	1.47	0.95
7:2:36:BCL:HHC	7:2:36:BCL:HBB3	1.49	0.94
7:V:38:BCL:HBB3	7:V:38:BCL:HHC	1.50	0.94
7:8:36:BCL:HBB3	7:8:36:BCL:HHC	1.48	0.94
7:K:36:BCL:HBB3	7:K:36:BCL:HHC	1.48	0.93
7:U:36:BCL:HHC	7:U:36:BCL:HBB3	1.49	0.93
7:N:11:BCL:HHC	7:N:11:BCL:HBB3	1.48	0.93
7:I:5:BCL:HHC	7:I:5:BCL:HBB3	1.49	0.92
7:E:1:BCL:HHC	7:E:1:BCL:HBB3	1.49	0.92
7:G:3:BCL:HBB3	7:G:3:BCL:HHC	1.50	0.92
7:J:8:BCL:CMA	7:M:36:BCL:HMA1	1.98	0.92
5:E:26:UNK:N	7:E:1:BCL:HED2	1.84	0.92
7:Y:37:BCL:CHC	7:Y:37:BCL:CBB	2.43	0.92
7:M:36:BCL:HBB3	7:M:36:BCL:HHC	1.48	0.92
7:P:38:BCL:HED2	5:Q:22:UNK:HA	1.51	0.92
7:R:38:BCL:CHC	7:R:38:BCL:CBB	2.43	0.91
7:U:36:BCL:CGD	7:U:36:BCL:HBA1	2.00	0.91
3:C:52:UNK:HA	4:F:13:UNK:CB	2.00	0.91
7:Y:36:BCL:HBB3	7:Y:36:BCL:HHC	1.50	0.91
7:N:38:BCL:HMA1	7:P:38:BCL:CMA	2.00	0.91
7:S:36:BCL:HHC	7:S:36:BCL:HBB3	1.49	0.91
7:P:38:BCL:HBC3	7:P:39:BCL:HMD2	1.50	0.90
7:D:2:BCL:CHC	7:D:2:BCL:CBB	2.44	0.89
7:P:38:BCL:HBB3	7:P:38:BCL:HHC	1.50	0.89

Continued on next page...

Continued from previous page...

Atom-1	Atom-2	Distance(Å)	Clash(Å)
7:N:38:BCL:HMC3	7:P:38:BCL:HBB1	1.53	0.88
7:J:8:BCL:CBC	7:K:36:BCL:HBC2	1.99	0.88
7:T:38:BCL:CBB	7:T:38:BCL:CHC	2.43	0.88
5:E:22:UNK:O	7:E:1:BCL:HED1	1.73	0.87
7:Y:36:BCL:O2D	7:Y:36:BCL:HBA1	1.74	0.87
1:A:51:UNK:CB	4:7:36:UNK:CB	2.54	0.86
7:J:8:BCL:HBC1	7:K:36:BCL:CAC	2.05	0.85
7:N:38:BCL:CMA	7:P:38:BCL:HMA1	2.06	0.85
5:E:22:UNK:O	7:E:1:BCL:CED	2.25	0.85
3:C:51:UNK:O	4:F:13:UNK:CB	2.25	0.85
1:A:271:UNK:CA	4:V:37:UNK:CB	2.54	0.84
7:J:8:BCL:CBC	7:K:36:BCL:HBC1	2.07	0.84
7:P:38:BCL:HAC2	7:P:39:BCL:HBC2	1.59	0.83
7:1:38:BCL:CBB	7:1:38:BCL:CHC	2.42	0.83
3:C:10:UNK:O	4:J:36:UNK:CB	2.26	0.82
7:N:38:BCL:HMC3	7:P:38:BCL:HBB2	0.83	0.82
7:U:36:BCL:O2D	7:U:36:BCL:HBA1	1.78	0.82
7:J:8:BCL:HBC1	7:K:36:BCL:HAC2	1.59	0.81
7:N:38:BCL:CMC	7:P:38:BCL:CBB	2.40	0.81
7:N:38:BCL:CHC	7:N:38:BCL:CBB	2.43	0.81
7:J:8:BCL:HBC1	7:K:36:BCL:HBC1	1.60	0.81
7:Y:36:BCL:CGD	7:Y:36:BCL:HBA1	2.10	0.80
7:1:38:BCL:HMC3	7:3:38:BCL:HBB1	1.62	0.80
7:W:36:BCL:CHC	7:W:36:BCL:CBB	2.43	0.79
7:H:6:BCL:CBB	7:H:6:BCL:CHC	2.43	0.78
7:P:39:BCL:HBB3	7:P:39:BCL:HHC	1.66	0.77
7:P:38:BCL:HHC	7:P:38:BCL:CBB	2.11	0.77
7:1:38:BCL:HBB3	7:1:38:BCL:HHC	1.67	0.77
7:I:5:BCL:HBA2	7:I:5:BCL:CGD	2.15	0.76
7:W:36:BCL:HBB3	7:W:36:BCL:HHC	1.68	0.76
3:C:51:UNK:C	4:F:13:UNK:CB	2.63	0.76
7:L:10:BCL:CHC	7:L:10:BCL:CBB	2.43	0.76
7:5:38:BCL:CBB	7:5:38:BCL:CHC	2.42	0.76
7:L:10:BCL:HMB1	7:N:11:BCL:CMA	2.15	0.75
5:Y:29:UNK:CB	7:Y:36:BCL:CMD	2.64	0.75
7:L:10:BCL:HHC	7:L:10:BCL:HBB3	1.67	0.75
7:3:39:BCL:HHC	7:3:39:BCL:HBB3	1.66	0.75
4:J:27:UNK:CB	7:J:8:BCL:OBD	2.35	0.75
7:J:8:BCL:HBB3	7:J:8:BCL:HHC	1.67	0.75
7:L:10:BCL:HMB1	7:N:11:BCL:HMA1	1.68	0.75
7:Y:37:BCL:HBB3	7:Y:37:BCL:HHC	1.68	0.75
7:H:6:BCL:HHC	7:H:6:BCL:HBB3	1.67	0.74

Continued on next page...

Continued from previous page...

Atom-1	Atom-2	Distance(Å)	Clash(Å)
7:T:38:BCL:HBB3	7:T:38:BCL:HHC	1.67	0.74
7:R:38:BCL:HHC	7:R:38:BCL:HBB3	1.67	0.74
7:D:2:BCL:HHC	7:D:2:BCL:HBB3	1.68	0.74
3:C:52:UNK:CA	4:F:13:UNK:CB	2.66	0.73
7:7:38:BCL:HBB3	7:7:38:BCL:HHC	1.67	0.73
7:Y:36:BCL:HED2	7:Y:36:BCL:CGA	2.18	0.73
4:L:23:UNK:CB	7:L:10:BCL:HED2	2.19	0.72
7:L:10:BCL:HED3	7:L:10:BCL:C2A	2.15	0.71
7:5:38:BCL:HHC	7:5:38:BCL:HBB3	1.66	0.71
5:Y:29:UNK:CB	7:Y:36:BCL:HMD3	2.20	0.71
7:F:4:BCL:HBB3	7:F:4:BCL:HHC	1.68	0.71
7:P:39:BCL:CHC	7:P:39:BCL:CBB	2.43	0.70
7:J:8:BCL:CBB	7:J:8:BCL:CHC	2.43	0.70
7:I:5:BCL:HBA2	7:I:5:BCL:O2D	1.91	0.70
7:N:38:BCL:HHC	7:N:38:BCL:HBB3	1.67	0.70
7:R:38:BCL:CGA	7:R:38:BCL:H3A	2.17	0.70
7:R:38:BCL:HBC2	7:S:36:BCL:HBC1	1.74	0.70
7:P:39:BCL:O2D	7:P:39:BCL:HBA2	1.92	0.70
7:R:38:BCL:O1A	7:R:38:BCL:C3A	2.37	0.70
7:N:38:BCL:CMB	7:P:38:BCL:HMA3	2.20	0.69
7:P:38:BCL:HED1	5:Q:22:UNK:CB	2.23	0.68
1:A:254:UNK:CB	4:Z:36:UNK:CB	2.71	0.68
7:U:36:BCL:CGD	7:U:36:BCL:CBA	2.71	0.68
7:5:38:BCL:C3A	7:5:38:BCL:O1A	2.42	0.68
7:P:38:BCL:HBC3	7:P:39:BCL:CMD	2.14	0.67
8:A:401:BPH:C17	8:A:401:BPH:H141	2.20	0.67
2:B:297:UNK:O	2:B:301:UNK:N	2.27	0.67
7:5:38:BCL:HMA2	7:5:38:BCL:O1A	1.95	0.67
3:C:54:UNK:O	4:F:14:UNK:CB	2.43	0.67
7:P:38:BCL:HAC2	7:P:39:BCL:CBC	2.25	0.67
7:M:36:BCL:HHC	7:M:36:BCL:CBB	2.24	0.66
7:T:38:BCL:C1	7:T:38:BCL:HMA2	2.25	0.66
7:F:4:BCL:CBB	7:F:4:BCL:CHC	2.44	0.66
3:C:54:UNK:C	4:F:14:UNK:CB	2.73	0.66
7:J:8:BCL:HBC2	7:K:36:BCL:CBC	2.04	0.66
7:U:36:BCL:HBA1	7:U:36:BCL:CBD	2.26	0.66
7:E:1:BCL:CBB	7:E:1:BCL:HHC	2.24	0.66
7:8:36:BCL:CBB	7:8:36:BCL:HHC	2.23	0.66
7:N:11:BCL:HBC1	7:N:38:BCL:CAC	2.17	0.65
5:E:25:UNK:CB	7:E:1:BCL:HED2	2.25	0.65
4:1:23:UNK:CB	7:1:38:BCL:CED	2.74	0.65
7:G:3:BCL:HHC	7:G:3:BCL:CBB	2.25	0.65

Continued on next page...

Continued from previous page...

Atom-1	Atom-2	Distance(Å)	Clash(Å)
7:J:8:BCL:O2D	7:J:8:BCL:C1	2.44	0.65
7:1:38:BCL:CMD	7:2:36:BCL:HBC2	2.27	0.64
3:C:10:UNK:O	4:J:36:UNK:CA	2.46	0.64
7:P:38:BCL:HBC2	7:P:39:BCL:C2D	2.25	0.64
7:P:38:BCL:CBC	7:P:39:BCL:CHD	2.75	0.64
7:P:38:BCL:CAC	7:P:39:BCL:HBC2	2.26	0.64
7:2:36:BCL:CBB	7:2:36:BCL:HHC	2.24	0.63
7:Y:36:BCL:HHC	7:Y:36:BCL:CBB	2.25	0.63
7:U:36:BCL:HBA1	7:U:36:BCL:HBD	1.79	0.63
3:C:10:UNK:O	4:J:36:UNK:HA	1.97	0.63
7:D:2:BCL:HMA3	7:G:3:BCL:CMA	2.29	0.63
7:D:2:BCL:HBA2	7:D:2:BCL:O2D	2.00	0.62
7:N:38:BCL:HMB3	7:P:38:BCL:CMA	2.22	0.62
7:S:36:BCL:CBB	7:S:36:BCL:HHC	2.23	0.62
4:R:34:UNK:CB	7:R:38:BCL:HMD3	2.30	0.62
7:1:38:BCL:HMC3	7:3:38:BCL:CBB	2.30	0.62
5:Y:29:UNK:CB	7:Y:36:BCL:HMD1	2.29	0.61
7:V:38:BCL:CBB	7:V:38:BCL:HHC	2.25	0.61
7:5:38:BCL:H3A	7:5:38:BCL:O1A	1.99	0.61
7:Y:36:BCL:CED	7:Y:36:BCL:CBA	2.60	0.61
5:E:22:UNK:O	7:E:1:BCL:HED2	2.00	0.61
7:P:38:BCL:CED	5:Q:22:UNK:CB	2.79	0.61
7:R:38:BCL:O1A	7:R:38:BCL:C1	2.48	0.60
7:3:38:BCL:HHC	7:3:38:BCL:CBB	2.23	0.60
5:E:25:UNK:CB	7:E:1:BCL:CED	2.78	0.60
7:N:38:BCL:CHB	7:P:38:BCL:HMA1	2.31	0.60
7:1:38:BCL:HMD2	7:2:36:BCL:CHD	2.32	0.60
7:H:6:BCL:O1A	7:H:6:BCL:C1	2.49	0.60
5:K:29:UNK:CB	7:K:36:BCL:C2D	2.80	0.60
7:P:39:BCL:CGD	7:P:39:BCL:HBA2	2.32	0.59
7:Y:36:BCL:CGA	7:Y:36:BCL:CED	2.78	0.59
7:1:38:BCL:C1D	7:2:36:BCL:HMD2	2.32	0.59
7:K:36:BCL:HHC	7:K:36:BCL:CBB	2.23	0.59
7:B:303:BCL:HMB1	7:B:303:BCL:CBB	2.33	0.59
8:A:401:BPH:H142	8:A:401:BPH:H7C2	1.85	0.59
1:A:254:UNK:CA	4:Z:37:UNK:CB	2.69	0.59
5:E:29:UNK:CB	7:E:1:BCL:C3D	2.80	0.58
7:A:301:BCL:H102	7:B:303:BCL:H171	1.85	0.58
7:N:11:BCL:CBB	7:N:11:BCL:HHC	2.23	0.58
7:1:38:BCL:CHC	7:3:38:BCL:HBB2	2.34	0.58
7:B:304:BCL:HMB1	7:B:304:BCL:HBB2	1.85	0.58
7:I:5:BCL:CBB	7:I:5:BCL:HHC	2.24	0.58

Continued on next page...

Continued from previous page...

Atom-1	Atom-2	Distance(Å)	Clash(Å)
7:U:36:BCL:O2D	7:U:36:BCL:CBA	2.50	0.58
7:1:38:BCL:HMB3	7:3:38:BCL:CHB	2.34	0.58
7:U:36:BCL:CBB	7:U:36:BCL:HHC	2.24	0.58
7:P:38:BCL:HED2	5:Q:22:UNK:CA	2.31	0.57
7:J:8:BCL:C1	7:J:8:BCL:HED3	2.31	0.57
7:P:38:BCL:CBC	7:P:39:BCL:HMD3	2.31	0.57
7:D:2:BCL:HMA3	7:G:3:BCL:HMA1	1.85	0.57
7:5:38:BCL:CMA	7:5:38:BCL:O1A	2.53	0.57
8:A:401:BPH:HHH	8:A:401:BPH:HBC3	1.85	0.57
7:L:10:BCL:HMD2	7:M:36:BCL:C1D	2.35	0.56
7:R:38:BCL:HBC2	7:S:36:BCL:CBC	2.35	0.56
7:7:38:BCL:H2A	7:7:38:BCL:O1A	2.05	0.56
7:Y:37:BCL:HMA2	7:Y:37:BCL:O1A	2.05	0.56
5:E:26:UNK:HA	7:E:1:BCL:OBD	2.06	0.56
4:L:23:UNK:CB	7:L:10:BCL:CED	2.84	0.56
7:N:11:BCL:O2D	7:N:11:BCL:HBA1	2.05	0.56
7:N:38:BCL:HHB	7:P:38:BCL:HMA1	1.89	0.55
7:8:36:BCL:HAA2	7:8:36:BCL:HBD	1.88	0.55
4:J:23:UNK:CB	7:J:8:BCL:HED1	2.36	0.55
7:P:39:BCL:CMA	7:S:36:BCL:HMA1	2.38	0.54
7:5:38:BCL:H3A	7:5:38:BCL:CGA	2.38	0.54
7:2:36:BCL:HBD	7:2:36:BCL:HAA2	1.90	0.54
4:J:23:UNK:CB	7:J:8:BCL:CED	2.85	0.54
7:6:36:BCL:CBB	7:6:36:BCL:HHC	2.23	0.54
5:E:25:UNK:C	7:E:1:BCL:HED2	2.37	0.54
7:P:39:BCL:HMA1	7:S:36:BCL:HMA1	1.89	0.53
3:C:249:UNK:O	3:C:250:UNK:C	2.55	0.53
7:Y:36:BCL:HBD	7:Y:37:BCL:OBD	2.08	0.53
7:T:38:BCL:HMA3	7:V:38:BCL:HMA3	1.91	0.53
7:A:301:BCL:C4	7:A:301:BCL:C7	2.84	0.53
2:B:80:UNK:O	4:T:36:UNK:O	2.27	0.53
4:1:23:UNK:O	7:1:38:BCL:HED2	2.09	0.52
5:E:26:UNK:HA	7:E:1:BCL:CGD	2.38	0.52
7:J:8:BCL:HMA1	7:M:36:BCL:HMA2	1.86	0.52
7:P:38:BCL:HBC2	7:P:39:BCL:HHH	1.89	0.52
7:L:10:BCL:C4C	7:M:36:BCL:HMD2	2.40	0.52
7:A:302:BCL:HBB3	7:A:302:BCL:HMB1	1.92	0.52
7:Y:36:BCL:HAA2	7:Y:37:BCL:OBD	2.10	0.51
7:J:8:BCL:HBB2	7:M:36:BCL:HBB2	1.92	0.51
7:P:38:BCL:HBC2	7:P:39:BCL:CHD	2.38	0.51
7:1:38:BCL:HMD2	7:2:36:BCL:HBC2	1.92	0.51
7:R:38:BCL:CBC	7:S:36:BCL:HBC1	2.41	0.50

Continued on next page...

Continued from previous page...

Atom-1	Atom-2	Distance(Å)	Clash(Å)
7:1:38:BCL:HMD3	7:2:36:BCL:HBC2	1.92	0.50
7:B:303:BCL:HBB3	7:B:303:BCL:HMB1	1.94	0.50
7:S:36:BCL:HBD	7:S:36:BCL:HAA2	1.93	0.50
5:G:29:UNK:CB	7:G:3:BCL:HMD1	2.40	0.49
7:J:8:BCL:HED3	7:J:8:BCL:O1A	2.13	0.49
7:6:36:BCL:HAA2	7:6:36:BCL:HBD	1.94	0.49
7:J:8:BCL:CMA	7:M:36:BCL:CMA	2.71	0.49
7:A:302:BCL:CBB	7:A:302:BCL:HMB1	2.42	0.49
7:N:11:BCL:HAC2	7:N:38:BCL:HBC2	1.94	0.49
7:D:2:BCL:HMC3	7:G:3:BCL:CBB	2.32	0.49
7:T:38:BCL:CMA	7:V:38:BCL:HMA3	2.43	0.49
5:K:29:UNK:C	7:K:36:BCL:HMD3	2.42	0.48
4:3:30:UNK:CB	7:3:39:BCL:HMD3	2.43	0.48
7:D:2:BCL:CGD	7:D:2:BCL:HBA2	2.42	0.48
5:E:22:UNK:C	7:E:1:BCL:HED1	2.43	0.48
7:F:4:BCL:CAB	7:I:5:BCL:HBB2	2.44	0.48
7:H:6:BCL:HBA2	7:H:6:BCL:O2D	2.14	0.48
7:G:3:BCL:HAA2	7:G:3:BCL:HBD	1.96	0.48
3:C:75:UNK:HA	3:C:76:UNK:C	2.44	0.48
7:L:10:BCL:HMB1	7:N:11:BCL:HMA3	1.94	0.48
7:A:301:BCL:H8	7:B:303:BCL:H192	1.96	0.47
1:A:271:UNK:O	4:V:36:UNK:C	2.63	0.47
7:P:38:BCL:HBC2	7:P:39:BCL:C1D	2.45	0.47
7:T:38:BCL:HMA3	7:V:38:BCL:CMA	2.45	0.47
7:8:36:BCL:HAA2	7:8:36:BCL:CBD	2.44	0.47
7:L:10:BCL:HBC2	7:M:36:BCL:HHH	1.97	0.46
7:L:10:BCL:HMB3	7:N:11:BCL:HMA2	1.85	0.46
7:1:38:BCL:CMC	7:3:38:BCL:CBB	2.93	0.46
7:P:38:BCL:CED	5:Q:22:UNK:HA	2.34	0.46
7:7:38:BCL:C2A	7:7:38:BCL:O1A	2.64	0.45
7:F:4:BCL:H3A	7:F:4:BCL:HBA1	1.73	0.45
5:K:29:UNK:CB	7:K:36:BCL:CMD	2.94	0.45
7:A:301:BCL:HMB1	7:A:301:BCL:CBB	2.47	0.45
3:C:40:UNK:HA	3:C:41:UNK:C	2.46	0.45
7:2:36:BCL:HAA2	7:2:36:BCL:CBD	2.47	0.45
7:J:8:BCL:CBC	7:K:36:BCL:CAC	2.85	0.45
8:A:401:BPH:C17	8:A:401:BPH:C14	2.93	0.45
7:E:1:BCL:HBA1	7:E:1:BCL:H3A	1.39	0.44
7:D:2:BCL:O1A	7:D:2:BCL:H2A	2.17	0.44
5:S:29:UNK:CB	7:S:36:BCL:HMD3	2.47	0.44
7:I:5:BCL:HBA2	7:I:5:BCL:CED	2.48	0.44
7:3:38:BCL:HAA2	7:3:38:BCL:HBD	1.99	0.43

Continued on next page...

Continued from previous page...

Atom-1	Atom-2	Distance(Å)	Clash(Å)
4:5:27:UNK:CB	7:5:38:BCL:OBD	2.67	0.43
7:W:36:BCL:HBA1	7:W:36:BCL:H3A	1.71	0.43
7:T:38:BCL:CGA	7:T:38:BCL:C3A	2.96	0.43
7:N:11:BCL:CBC	7:N:38:BCL:HHD	2.48	0.43
7:V:38:BCL:HMD3	5:W:29:UNK:CB	2.49	0.43
7:1:38:BCL:C2D	7:2:36:BCL:HMD2	2.49	0.43
7:V:38:BCL:CMD	5:W:29:UNK:CB	2.97	0.42
7:J:8:BCL:CAC	7:K:36:BCL:HBC1	2.48	0.42
7:P:38:BCL:CHC	7:P:38:BCL:CBB	2.83	0.42
1:A:51:UNK:CA	4:7:36:UNK:CB	2.96	0.42
7:L:10:BCL:CED	7:L:10:BCL:H2A	2.20	0.42
7:N:38:BCL:HHB	7:P:38:BCL:CMA	2.49	0.42
7:L:10:BCL:C1D	7:M:36:BCL:HMD2	2.46	0.42
7:P:38:BCL:HBD	7:P:38:BCL:HAA2	2.01	0.42
7:P:39:BCL:CHC	7:P:39:BCL:HBB3	2.37	0.42
7:H:6:BCL:O1A	7:H:6:BCL:H2A	2.19	0.42
7:G:3:BCL:CBD	7:G:3:BCL:HAA2	2.49	0.42
7:3:39:BCL:CHC	7:3:39:BCL:HBB3	2.37	0.42
7:V:38:BCL:HBA1	7:V:38:BCL:H3A	1.33	0.42
7:7:38:BCL:HBB3	7:7:38:BCL:CHC	2.37	0.42
7:A:301:BCL:C4	7:A:301:BCL:H71	2.49	0.42
4:V:34:UNK:O	4:V:35:UNK:C	2.68	0.42
7:J:8:BCL:CBC	7:K:36:BCL:HAC2	2.40	0.42
7:H:6:BCL:O1A	7:H:6:BCL:C2A	2.67	0.42
7:A:301:BCL:HMB1	7:A:301:BCL:HBB2	2.01	0.42
7:B:304:BCL:HMB1	7:B:304:BCL:CBB	2.49	0.42
1:A:271:UNK:CB	4:V:37:UNK:CB	2.97	0.42
4:J:23:UNK:CB	7:J:8:BCL:HED2	2.50	0.42
7:N:38:BCL:CHC	7:N:38:BCL:HBB3	2.38	0.41
7:R:38:BCL:C3A	7:R:38:BCL:CGA	2.88	0.41
7:N:11:BCL:HBC2	7:N:38:BCL:HHD	2.02	0.41
3:C:52:UNK:N	4:F:13:UNK:CB	2.83	0.41
7:Y:36:BCL:C1D	7:Y:37:BCL:HMD2	2.50	0.41
7:N:38:BCL:HBA1	7:N:38:BCL:H3A	1.95	0.41
5:Y:26:UNK:HA	7:Y:36:BCL:OBD	2.21	0.41
7:5:38:BCL:C2A	7:5:38:BCL:O1A	2.68	0.41
7:N:38:BCL:HMB3	7:P:38:BCL:C4A	2.51	0.41
5:K:29:UNK:CB	7:K:36:BCL:HMD3	2.51	0.41
4:L:27:UNK:CB	7:L:10:BCL:OBD	2.69	0.41
7:N:11:BCL:HBD	7:N:11:BCL:HAA2	2.02	0.41
7:D:2:BCL:CHC	7:D:2:BCL:HBB3	2.38	0.41
7:8:36:BCL:CED	7:8:36:BCL:HBA1	2.50	0.41

Continued on next page...

Continued from previous page...

Atom-1	Atom-2	Distance(Å)	Clash(Å)
7:L:10:BCL:HBC1	5:M:33:UNK:CB	2.51	0.40
7:S:36:BCL:CB	7:S:36:BCL:HAA2	2.50	0.40
7:A:301:BCL:H111	7:A:301:BCL:H91	1.75	0.40
7:D:2:BCL:C2A	7:D:2:BCL:O1A	2.69	0.40
1:A:254:UNK:O	4:Z:36:UNK:O	2.39	0.40

There are no symmetry-related clashes.

5.3 Torsion angles

5.3.1 Protein backbone ⓘ

There are no protein backbone outliers to report in this entry.

5.3.2 Protein sidechains ⓘ

There are no protein residues with a non-rotameric sidechain to report in this entry.

5.3.3 RNA ⓘ

There are no RNA chains in this entry.

5.4 Non-standard residues in protein, DNA, RNA chains ⓘ

There are no non-standard protein/DNA/RNA residues in this entry.

5.5 Carbohydrates ⓘ

There are no carbohydrates in this entry.

5.6 Ligand geometry ⓘ

Of 37 ligands modelled in this entry, 1 is monoatomic - leaving 36 for Mogul analysis.

In the following table, the Counts columns list the number of bonds (or angles) for which Mogul statistics could be retrieved, the number of bonds (or angles) that are observed in the model and the number of bonds (or angles) that are defined in the chemical component dictionary. The Link column lists molecule types, if any, to which the group is linked. The Z score for a bond length (or angle) is the number of standard deviations the observed value is removed from the expected

value. A bond length (or angle) with $|Z| > 2$ is considered an outlier worth inspection. RMSZ is the root-mean-square of all Z scores of the bond lengths (or angles).

Mol	Type	Chain	Res	Link	Bond lengths			Bond angles		
					Counts	RMSZ	$\# Z > 2$	Counts	RMSZ	$\# Z > 2$
7	BCL	1	38	-	54,55,74	3.20	34 (62%)	74,92,115	3.33	32 (43%)
7	BCL	2	36	-	54,55,74	3.54	24 (44%)	74,92,115	3.26	31 (41%)
7	BCL	3	38	-	54,55,74	3.53	25 (46%)	74,92,115	3.19	30 (40%)
7	BCL	3	39	-	54,55,74	3.18	33 (61%)	74,92,115	3.31	30 (40%)
7	BCL	5	38	-	54,55,74	3.11	33 (61%)	74,92,115	3.29	28 (37%)
7	BCL	6	36	-	54,55,74	3.50	24 (44%)	74,92,115	3.21	30 (40%)
7	BCL	7	38	-	54,55,74	3.13	32 (59%)	74,92,115	3.27	30 (40%)
7	BCL	8	36	-	54,55,74	3.51	23 (42%)	74,92,115	3.31	32 (43%)
7	BCL	A	301	-	74,74,74	1.46	9 (12%)	98,115,115	1.83	25 (25%)
7	BCL	A	302	-	74,74,74	1.36	9 (12%)	98,115,115	1.59	25 (25%)
8	BPH	A	401	-	70,70,70	1.27	9 (12%)	94,101,101	1.36	10 (10%)
7	BCL	B	303	-	74,74,74	1.51	11 (14%)	98,115,115	1.57	18 (18%)
7	BCL	B	304	-	74,74,74	1.49	12 (16%)	98,115,115	1.56	17 (17%)
8	BPH	B	402	-	70,70,70	1.15	7 (10%)	94,101,101	1.17	7 (7%)
7	BCL	D	2	-	54,55,74	3.24	34 (62%)	74,92,115	3.26	30 (40%)
7	BCL	E	1	-	54,55,74	3.67	24 (44%)	74,92,115	3.26	32 (43%)
7	BCL	F	4	-	54,55,74	3.25	35 (64%)	74,92,115	3.26	29 (39%)
7	BCL	G	3	-	54,55,74	3.57	23 (42%)	74,92,115	3.26	31 (41%)
7	BCL	H	6	-	54,55,74	3.29	35 (64%)	74,92,115	3.26	31 (41%)
7	BCL	I	5	-	54,55,74	3.64	24 (44%)	74,92,115	3.35	32 (43%)
7	BCL	J	8	-	54,55,74	3.24	33 (61%)	74,92,115	3.26	28 (37%)
7	BCL	K	36	-	54,55,74	3.65	24 (44%)	74,92,115	3.23	29 (39%)
7	BCL	L	10	-	54,55,74	3.24	33 (61%)	74,92,115	3.29	31 (41%)
7	BCL	M	36	-	54,55,74	3.63	25 (46%)	74,92,115	3.30	32 (43%)
7	BCL	N	11	-	54,55,74	3.50	23 (42%)	74,92,115	3.44	33 (44%)
7	BCL	N	38	-	54,55,74	3.18	34 (62%)	74,92,115	3.28	31 (41%)
7	BCL	P	38	-	54,55,74	3.56	24 (44%)	74,92,115	3.26	32 (43%)
7	BCL	P	39	-	54,55,74	3.18	34 (62%)	74,92,115	3.28	30 (40%)
7	BCL	R	38	-	54,55,74	3.20	33 (61%)	74,92,115	3.29	31 (41%)
7	BCL	S	36	-	54,55,74	3.66	25 (46%)	74,92,115	3.24	31 (41%)
7	BCL	T	38	-	54,55,74	3.23	35 (64%)	74,92,115	3.26	30 (40%)
7	BCL	U	36	-	54,55,74	3.62	24 (44%)	74,92,115	3.21	30 (40%)
7	BCL	V	38	-	54,55,74	3.55	24 (44%)	74,92,115	3.40	32 (43%)

Mol	Type	Chain	Res	Link	Bond lengths			Bond angles		
					Counts	RMSZ	# Z > 2	Counts	RMSZ	# Z > 2
7	BCL	W	36	-	54,55,74	3.21	35 (64%)	74,92,115	3.29	29 (39%)
7	BCL	Y	36	-	54,55,74	3.54	25 (46%)	74,92,115	3.19	28 (37%)
7	BCL	Y	37	-	54,55,74	3.22	34 (62%)	74,92,115	3.31	31 (41%)

In the following table, the Chirals column lists the number of chiral outliers, the number of chiral centers analysed, the number of these observed in the model and the number defined in the chemical component dictionary. Similar counts are reported in the Torsion and Rings columns. '-' means no outliers of that kind were identified.

Mol	Type	Chain	Res	Link	Chirals	Torsions	Rings
7	BCL	1	38	-	-	0/19/115/137	0/0/9/9
7	BCL	2	36	-	-	0/19/115/137	0/0/9/9
7	BCL	3	38	-	-	0/19/115/137	0/0/9/9
7	BCL	3	39	-	-	0/19/115/137	0/0/9/9
7	BCL	5	38	-	-	0/19/115/137	0/0/9/9
7	BCL	6	36	-	-	0/19/115/137	0/0/9/9
7	BCL	7	38	-	-	0/19/115/137	0/0/9/9
7	BCL	8	36	-	-	0/19/115/137	0/0/9/9
7	BCL	A	301	-	-	0/41/137/137	0/0/9/9
7	BCL	A	302	-	-	0/41/137/137	0/0/9/9
8	BPH	A	401	-	2/2/18/22	0/51/105/105	0/1/6/6
7	BCL	B	303	-	-	0/41/137/137	0/0/9/9
7	BCL	B	304	-	-	0/41/137/137	0/0/9/9
8	BPH	B	402	-	2/2/18/22	0/51/105/105	0/1/6/6
7	BCL	D	2	-	-	0/19/115/137	0/0/9/9
7	BCL	E	1	-	-	0/19/115/137	0/0/9/9
7	BCL	F	4	-	-	0/19/115/137	0/0/9/9
7	BCL	G	3	-	-	0/19/115/137	0/0/9/9
7	BCL	H	6	-	-	0/19/115/137	0/0/9/9
7	BCL	I	5	-	-	0/19/115/137	0/0/9/9
7	BCL	J	8	-	-	0/19/115/137	0/0/9/9
7	BCL	K	36	-	-	0/19/115/137	0/0/9/9
7	BCL	L	10	-	-	0/19/115/137	0/0/9/9
7	BCL	M	36	-	-	0/19/115/137	0/0/9/9
7	BCL	N	11	-	-	0/19/115/137	0/0/9/9
7	BCL	N	38	-	-	0/19/115/137	0/0/9/9
7	BCL	P	38	-	-	0/19/115/137	0/0/9/9
7	BCL	P	39	-	-	0/19/115/137	0/0/9/9
7	BCL	R	38	-	-	0/19/115/137	0/0/9/9
7	BCL	S	36	-	-	0/19/115/137	0/0/9/9
7	BCL	T	38	-	-	0/19/115/137	0/0/9/9

Continued on next page...

Continued from previous page...

Mol	Type	Chain	Res	Link	Chirals	Torsions	Rings
7	BCL	U	36	-	-	0/19/115/137	0/0/9/9
7	BCL	V	38	-	-	0/19/115/137	0/0/9/9
7	BCL	W	36	-	-	0/19/115/137	0/0/9/9
7	BCL	Y	36	-	-	1/19/115/137	0/0/9/9
7	BCL	Y	37	-	-	0/19/115/137	0/0/9/9

All (925) bond length outliers are listed below:

Mol	Chain	Res	Type	Atoms	Z	Observed(Å)	Ideal(Å)
7	G	3	BCL	C1B-NB	10.10	1.50	1.34
7	I	5	BCL	C1B-NB	9.85	1.50	1.34
7	S	36	BCL	C1B-NB	9.82	1.50	1.34
7	E	1	BCL	C1B-NB	9.75	1.50	1.34
7	V	38	BCL	C1B-NB	9.73	1.50	1.34
7	P	38	BCL	C1B-NB	9.70	1.50	1.34
7	U	36	BCL	C1B-NB	9.66	1.49	1.34
7	K	36	BCL	C1B-NB	9.66	1.49	1.34
7	Y	36	BCL	C1B-NB	9.57	1.49	1.34
7	Y	36	BCL	CHB-C4A	9.50	1.46	1.33
7	2	36	BCL	C1B-NB	9.49	1.49	1.34
7	I	5	BCL	CHB-C4A	9.48	1.46	1.33
7	8	36	BCL	C1B-NB	9.46	1.49	1.34
7	G	3	BCL	CHB-C4A	9.46	1.46	1.33
7	U	36	BCL	CHB-C4A	9.45	1.46	1.33
7	2	36	BCL	CHB-C4A	9.45	1.46	1.33
7	M	36	BCL	C1B-NB	9.45	1.49	1.34
7	V	38	BCL	CHB-C4A	9.42	1.46	1.33
7	N	11	BCL	C1B-NB	9.37	1.49	1.34
7	K	36	BCL	CHB-C4A	9.36	1.46	1.33
7	M	36	BCL	CHB-C4A	9.36	1.46	1.33
7	E	1	BCL	CHB-C4A	9.34	1.45	1.33
7	6	36	BCL	C1B-NB	9.31	1.49	1.34
7	8	36	BCL	CHB-C4A	9.23	1.45	1.33
7	S	36	BCL	CHB-C4A	9.20	1.45	1.33
7	3	38	BCL	CHB-C4A	9.17	1.45	1.33
7	6	36	BCL	CHB-C4A	9.09	1.45	1.33
7	P	38	BCL	CHB-C4A	9.00	1.45	1.33
7	3	38	BCL	C1B-NB	8.90	1.48	1.34
7	N	11	BCL	CHB-C4A	8.86	1.45	1.33
7	I	5	BCL	CHC-C1C	8.48	1.44	1.33
7	K	36	BCL	CHC-C1C	8.43	1.44	1.33
7	G	3	BCL	CHC-C1C	8.32	1.44	1.33

Continued on next page...

Continued from previous page...

Mol	Chain	Res	Type	Atoms	Z	Observed(Å)	Ideal(Å)
7	Y	36	BCL	CHC-C1C	8.27	1.44	1.33
7	2	36	BCL	CHC-C1C	8.20	1.44	1.33
7	E	1	BCL	CHC-C1C	8.13	1.44	1.33
7	U	36	BCL	CHC-C1C	8.07	1.44	1.33
7	S	36	BCL	CHC-C1C	8.05	1.44	1.33
7	M	36	BCL	CHC-C1C	8.02	1.44	1.33
7	V	38	BCL	CHC-C1C	8.01	1.44	1.33
7	P	38	BCL	CHC-C1C	7.99	1.44	1.33
7	Y	36	BCL	OBB-CAB	7.87	1.50	1.22
7	I	5	BCL	OBB-CAB	7.84	1.50	1.22
7	8	36	BCL	CHC-C1C	7.80	1.43	1.33
7	K	36	BCL	OBB-CAB	7.79	1.50	1.22
7	M	36	BCL	OBB-CAB	7.73	1.49	1.22
7	G	3	BCL	OBB-CAB	7.73	1.49	1.22
7	2	36	BCL	OBB-CAB	7.72	1.49	1.22
7	V	38	BCL	OBB-CAB	7.70	1.49	1.22
7	U	36	BCL	OBB-CAB	7.65	1.49	1.22
7	P	38	BCL	OBB-CAB	7.65	1.49	1.22
7	S	36	BCL	OBB-CAB	7.61	1.49	1.22
7	3	38	BCL	CHC-C1C	7.60	1.43	1.33
7	N	11	BCL	OBB-CAB	7.56	1.49	1.22
7	3	38	BCL	OBB-CAB	7.56	1.49	1.22
7	N	11	BCL	CHC-C1C	7.56	1.43	1.33
7	E	1	BCL	OBB-CAB	7.55	1.49	1.22
7	6	36	BCL	OBB-CAB	7.43	1.48	1.22
7	F	4	BCL	CHC-C1C	7.42	1.43	1.33
7	W	36	BCL	CHC-C1C	7.40	1.43	1.33
7	T	38	BCL	CHC-C1C	7.38	1.43	1.33
7	8	36	BCL	OBB-CAB	7.36	1.48	1.22
7	L	10	BCL	CHC-C1C	7.32	1.43	1.33
7	3	39	BCL	CHC-C1C	7.31	1.43	1.33
7	6	36	BCL	CHC-C1C	7.29	1.43	1.33
7	E	1	BCL	O2D-CED	-7.26	1.27	1.45
7	8	36	BCL	CBB-CAB	-7.22	1.26	1.49
7	3	38	BCL	CBB-CAB	-7.14	1.26	1.49
7	Y	36	BCL	CBB-CAB	-7.13	1.26	1.49
7	D	2	BCL	CHC-C1C	7.13	1.43	1.33
7	Y	37	BCL	CHC-C1C	7.12	1.43	1.33
7	G	3	BCL	CBB-CAB	-7.11	1.26	1.49
7	2	36	BCL	CBB-CAB	-7.11	1.26	1.49
7	6	36	BCL	CBB-CAB	-7.11	1.26	1.49
7	R	38	BCL	CHC-C1C	7.10	1.42	1.33

Continued on next page...

Continued from previous page...

Mol	Chain	Res	Type	Atoms	Z	Observed(Å)	Ideal(Å)
7	E	1	BCL	CBB-CAB	-7.10	1.26	1.49
7	I	5	BCL	CBB-CAB	-7.08	1.26	1.49
7	K	36	BCL	CBB-CAB	-7.07	1.26	1.49
7	M	36	BCL	CBB-CAB	-7.07	1.26	1.49
7	P	38	BCL	CBB-CAB	-7.06	1.26	1.49
7	N	11	BCL	CBB-CAB	-7.06	1.26	1.49
7	H	6	BCL	CHC-C1C	7.04	1.42	1.33
7	V	38	BCL	CBB-CAB	-7.01	1.27	1.49
7	6	36	BCL	C1B-C2B	-7.01	1.33	1.43
7	S	36	BCL	CBB-CAB	-7.00	1.27	1.49
7	7	38	BCL	CHC-C1C	6.99	1.42	1.33
7	8	36	BCL	C1B-C2B	-6.99	1.33	1.43
7	P	38	BCL	C1B-C2B	-6.98	1.33	1.43
7	U	36	BCL	CBB-CAB	-6.98	1.27	1.49
7	I	5	BCL	CMB-C2B	6.96	1.66	1.51
7	J	8	BCL	CHC-C1C	6.94	1.42	1.33
7	F	4	BCL	MG-ND	6.93	2.20	2.05
7	N	11	BCL	C1B-C2B	-6.88	1.33	1.43
7	K	36	BCL	CMB-C2B	6.87	1.65	1.51
7	1	38	BCL	CHC-C1C	6.86	1.42	1.33
7	S	36	BCL	C1B-C2B	-6.86	1.33	1.43
7	P	39	BCL	CHC-C1C	6.85	1.42	1.33
7	K	36	BCL	C1B-C2B	-6.83	1.33	1.43
7	E	1	BCL	C1B-C2B	-6.82	1.33	1.43
7	M	36	BCL	CMB-C2B	6.80	1.65	1.51
7	N	38	BCL	CHC-C1C	6.79	1.42	1.33
7	G	3	BCL	CMB-C2B	6.78	1.65	1.51
7	W	36	BCL	MG-ND	6.71	2.19	2.05
7	U	36	BCL	C1B-C2B	-6.68	1.33	1.43
7	Y	36	BCL	CMB-C2B	6.68	1.65	1.51
7	T	38	BCL	MG-ND	6.68	2.19	2.05
7	H	6	BCL	MG-ND	6.65	2.19	2.05
7	M	36	BCL	C1B-C2B	-6.65	1.33	1.43
7	J	8	BCL	MG-ND	6.65	2.19	2.05
7	2	36	BCL	CMB-C2B	6.63	1.65	1.51
7	Y	37	BCL	MG-ND	6.61	2.19	2.05
7	G	3	BCL	C1B-C2B	-6.60	1.34	1.43
7	U	36	BCL	CMB-C2B	6.59	1.65	1.51
7	2	36	BCL	C1B-C2B	-6.57	1.34	1.43
7	R	38	BCL	MG-ND	6.54	2.19	2.05
7	3	38	BCL	C1B-C2B	-6.53	1.34	1.43
7	E	1	BCL	CMB-C2B	6.51	1.65	1.51

Continued on next page...

Continued from previous page...

Mol	Chain	Res	Type	Atoms	Z	Observed(Å)	Ideal(Å)
7	5	38	BCL	CHC-C1C	6.51	1.42	1.33
7	P	38	BCL	CMB-C2B	6.51	1.65	1.51
7	D	2	BCL	MG-ND	6.50	2.19	2.05
7	S	36	BCL	CMB-C2B	6.49	1.65	1.51
7	V	38	BCL	C1B-C2B	-6.47	1.34	1.43
7	V	38	BCL	CMB-C2B	6.47	1.65	1.51
7	1	38	BCL	MG-ND	6.42	2.19	2.05
7	3	39	BCL	MG-ND	6.39	2.19	2.05
7	N	11	BCL	CMB-C2B	6.39	1.65	1.51
7	L	10	BCL	MG-ND	6.39	2.19	2.05
7	Y	36	BCL	C1B-C2B	-6.37	1.34	1.43
7	N	38	BCL	MG-ND	6.37	2.19	2.05
7	I	5	BCL	C1B-C2B	-6.36	1.34	1.43
7	P	39	BCL	MG-ND	6.27	2.18	2.05
7	3	38	BCL	CMB-C2B	6.22	1.64	1.51
7	6	36	BCL	CMB-C2B	6.20	1.64	1.51
7	6	36	BCL	C3B-C4B	-6.18	1.30	1.40
7	3	38	BCL	C3B-C4B	-6.16	1.30	1.40
7	7	38	BCL	MG-ND	6.14	2.18	2.05
7	8	36	BCL	CMB-C2B	6.14	1.64	1.51
7	5	38	BCL	MG-ND	6.03	2.18	2.05
7	1	38	BCL	C4C-NC	5.99	1.45	1.32
7	Y	37	BCL	C4C-NC	5.99	1.45	1.32
7	N	11	BCL	C3B-C4B	-5.99	1.30	1.40
7	T	38	BCL	C4C-NC	5.97	1.45	1.32
7	W	36	BCL	C4C-NC	5.96	1.45	1.32
7	8	36	BCL	C3B-C4B	-5.90	1.30	1.40
7	3	39	BCL	C4C-NC	5.88	1.45	1.32
7	7	38	BCL	C4C-NC	5.84	1.45	1.32
7	U	36	BCL	C3B-C4B	-5.79	1.31	1.40
7	D	2	BCL	C4C-NC	5.79	1.45	1.32
7	F	4	BCL	C4C-NC	5.76	1.44	1.32
7	L	10	BCL	C4C-NC	5.74	1.44	1.32
7	K	36	BCL	O2A-CGA	-5.73	1.20	1.36
7	2	36	BCL	C3B-C4B	-5.70	1.31	1.40
7	E	1	BCL	C3B-C4B	-5.68	1.31	1.40
7	A	301	BCL	CHB-C4A	5.67	1.41	1.33
7	S	36	BCL	C3B-C4B	-5.67	1.31	1.40
7	N	38	BCL	C4C-NC	5.66	1.44	1.32
7	P	38	BCL	C3B-C4B	-5.61	1.31	1.40
7	S	36	BCL	O2A-CGA	-5.60	1.21	1.36
7	R	38	BCL	C4C-NC	5.60	1.44	1.32

Continued on next page...

Continued from previous page...

Mol	Chain	Res	Type	Atoms	Z	Observed(Å)	Ideal(Å)
7	J	8	BCL	C4C-NC	5.59	1.44	1.32
7	H	6	BCL	C4C-NC	5.55	1.44	1.32
7	U	36	BCL	O2A-CGA	-5.54	1.21	1.36
7	M	36	BCL	O2A-CGA	-5.53	1.21	1.36
7	M	36	BCL	C3B-C4B	-5.53	1.31	1.40
7	P	39	BCL	C4C-NC	5.53	1.44	1.32
7	5	38	BCL	C4C-NC	5.52	1.44	1.32
7	K	36	BCL	C3B-C4B	-5.49	1.31	1.40
7	B	304	BCL	CHC-C1C	5.48	1.40	1.33
7	3	38	BCL	O2A-CGA	-5.47	1.21	1.36
7	I	5	BCL	O2A-CGA	-5.44	1.21	1.36
7	B	303	BCL	CHC-C1C	5.41	1.40	1.33
7	I	5	BCL	C3B-C4B	-5.40	1.31	1.40
7	G	3	BCL	C3B-C4B	-5.39	1.31	1.40
7	Y	36	BCL	C3B-C4B	-5.35	1.31	1.40
8	A	401	BPH	C1D-CHD	5.35	1.41	1.35
7	V	38	BCL	C3B-C4B	-5.30	1.31	1.40
7	5	38	BCL	C2C-C3C	-5.24	1.39	1.54
7	B	303	BCL	CHB-C4A	5.23	1.40	1.33
7	J	8	BCL	CMB-C2B	-5.15	1.41	1.51
7	1	38	BCL	C2C-C3C	-5.14	1.39	1.54
7	L	10	BCL	CMB-C2B	-5.12	1.41	1.51
7	H	6	BCL	CMB-C2B	-5.11	1.41	1.51
7	R	38	BCL	C2C-C3C	-5.11	1.39	1.54
7	Y	37	BCL	C4B-CHC	5.08	1.53	1.39
7	N	38	BCL	CMB-C2B	-5.08	1.41	1.51
7	5	38	BCL	CMB-C2B	-5.08	1.41	1.51
7	R	38	BCL	CMB-C2B	-5.07	1.41	1.51
7	3	39	BCL	C2C-C3C	-5.07	1.39	1.54
7	P	39	BCL	C2C-C3C	-5.06	1.39	1.54
7	1	38	BCL	C4B-CHC	5.05	1.53	1.39
7	L	10	BCL	C2C-C3C	-5.05	1.39	1.54
7	P	39	BCL	CMB-C2B	-5.04	1.41	1.51
7	7	38	BCL	C2C-C3C	-5.04	1.39	1.54
7	F	4	BCL	CHB-C4A	5.03	1.40	1.33
7	T	38	BCL	C4B-CHC	5.01	1.53	1.39
7	A	301	BCL	CHC-C1C	5.01	1.40	1.33
7	D	2	BCL	C2C-C3C	-5.00	1.39	1.54
7	7	38	BCL	CMB-C2B	-4.99	1.41	1.51
7	W	36	BCL	C4B-CHC	4.98	1.53	1.39
7	P	39	BCL	C4B-CHC	4.97	1.53	1.39
7	N	38	BCL	C4B-CHC	4.97	1.53	1.39

Continued on next page...

Continued from previous page...

Mol	Chain	Res	Type	Atoms	Z	Observed(Å)	Ideal(Å)
7	N	38	BCL	C2C-C3C	-4.97	1.39	1.54
7	3	39	BCL	C4B-CHC	4.97	1.53	1.39
7	H	6	BCL	C4B-CHC	4.96	1.53	1.39
7	D	2	BCL	C4B-CHC	4.95	1.53	1.39
7	7	38	BCL	C4B-CHC	4.93	1.53	1.39
7	F	4	BCL	C4B-CHC	4.93	1.53	1.39
7	L	10	BCL	C4B-CHC	4.91	1.53	1.39
7	I	5	BCL	C4C-NC	4.91	1.43	1.32
7	W	36	BCL	C2C-C3C	-4.91	1.40	1.54
7	5	38	BCL	C4B-CHC	4.91	1.53	1.39
7	Y	37	BCL	C2C-C3C	-4.90	1.40	1.54
7	J	8	BCL	C2C-C3C	-4.90	1.40	1.54
7	3	39	BCL	CMB-C2B	-4.89	1.41	1.51
7	B	304	BCL	CHB-C4A	4.89	1.40	1.33
7	R	38	BCL	C4B-CHC	4.88	1.53	1.39
7	H	6	BCL	CHB-C4A	4.88	1.40	1.33
7	H	6	BCL	C2C-C3C	-4.88	1.40	1.54
7	T	38	BCL	CMB-C2B	-4.87	1.41	1.51
7	D	2	BCL	CMB-C2B	-4.87	1.41	1.51
7	K	36	BCL	C4C-NC	4.87	1.43	1.32
7	V	38	BCL	C4C-NC	4.85	1.42	1.32
7	W	36	BCL	O2A-CGA	-4.85	1.23	1.36
7	T	38	BCL	C2C-C3C	-4.84	1.40	1.54
7	5	38	BCL	MG-NB	-4.82	1.94	2.05
7	J	8	BCL	O2A-CGA	-4.82	1.23	1.36
7	F	4	BCL	CMB-C2B	-4.79	1.41	1.51
7	F	4	BCL	C2C-C3C	-4.79	1.40	1.54
7	J	8	BCL	C4B-CHC	4.78	1.53	1.39
7	M	36	BCL	C4C-NC	4.78	1.42	1.32
7	J	8	BCL	CMA-C3A	-4.78	1.41	1.53
7	H	6	BCL	CMA-C3A	-4.77	1.42	1.53
7	T	38	BCL	CHB-C4A	4.77	1.39	1.33
7	G	3	BCL	C4C-NC	4.76	1.42	1.32
7	Y	37	BCL	CMB-C2B	-4.76	1.41	1.51
8	B	402	BPH	C1D-CHD	4.75	1.40	1.35
7	S	36	BCL	O1D-CGD	4.75	1.33	1.21
7	F	4	BCL	CMA-C3A	-4.74	1.42	1.53
7	1	38	BCL	CMB-C2B	-4.72	1.41	1.51
7	S	36	BCL	C4C-NC	4.70	1.42	1.32
7	H	6	BCL	CBB-CAB	-4.70	1.34	1.49
7	J	8	BCL	CBB-CAB	-4.69	1.34	1.49
7	L	10	BCL	CHB-C4A	4.68	1.39	1.33

Continued on next page...

Continued from previous page...

Mol	Chain	Res	Type	Atoms	Z	Observed(Å)	Ideal(Å)
7	W	36	BCL	CMB-C2B	-4.68	1.42	1.51
7	H	6	BCL	O2D-CED	-4.68	1.33	1.45
7	U	36	BCL	C4C-NC	4.67	1.42	1.32
7	Y	37	BCL	CHB-C4A	4.66	1.39	1.33
7	P	39	BCL	O2A-CGA	-4.64	1.23	1.36
7	7	38	BCL	CBB-CAB	-4.64	1.34	1.49
7	P	38	BCL	O1D-CGD	4.63	1.32	1.21
7	N	11	BCL	O1D-CGD	4.63	1.32	1.21
7	1	38	BCL	MG-NB	-4.62	1.94	2.05
7	1	38	BCL	O2A-CGA	-4.62	1.23	1.36
7	U	36	BCL	O1D-CGD	4.61	1.32	1.21
7	5	38	BCL	CBB-CAB	-4.61	1.34	1.49
7	R	38	BCL	CHB-C4A	4.60	1.39	1.33
7	W	36	BCL	CHB-C4A	4.60	1.39	1.33
7	Y	36	BCL	C4C-NC	4.60	1.42	1.32
7	D	2	BCL	CBB-CAB	-4.59	1.34	1.49
7	V	38	BCL	O1D-CGD	4.59	1.32	1.21
7	8	36	BCL	O1D-CGD	4.58	1.32	1.21
7	1	38	BCL	CMA-C3A	-4.58	1.42	1.53
7	Y	37	BCL	CMA-C3A	-4.56	1.42	1.53
7	L	10	BCL	C3B-C2B	-4.54	1.29	1.40
7	N	38	BCL	CBB-CAB	-4.53	1.35	1.49
7	L	10	BCL	CBB-CAB	-4.53	1.35	1.49
7	D	2	BCL	CHB-C4A	4.52	1.39	1.33
7	2	36	BCL	C4C-NC	4.52	1.42	1.32
7	F	4	BCL	C3B-C2B	-4.52	1.29	1.40
7	N	38	BCL	CHB-C4A	4.52	1.39	1.33
7	W	36	BCL	CMA-C3A	-4.52	1.42	1.53
7	Y	37	BCL	CBB-CAB	-4.51	1.35	1.49
7	1	38	BCL	CBA-CGA	-4.51	1.37	1.50
7	J	8	BCL	CHB-C4A	4.51	1.39	1.33
7	F	4	BCL	CBB-CAB	-4.50	1.35	1.49
7	P	39	BCL	CBB-CAB	-4.50	1.35	1.49
7	5	38	BCL	CMA-C3A	-4.50	1.42	1.53
7	M	36	BCL	O1D-CGD	4.50	1.32	1.21
7	N	38	BCL	O2A-CGA	-4.50	1.24	1.36
7	P	38	BCL	C4C-NC	4.50	1.42	1.32
7	F	4	BCL	CBA-CGA	-4.50	1.37	1.50
7	J	8	BCL	C3B-C2B	-4.50	1.29	1.40
7	7	38	BCL	C3B-C2B	-4.49	1.29	1.40
7	K	36	BCL	O2D-CGD	-4.49	1.21	1.33
7	R	38	BCL	CBA-CGA	-4.48	1.37	1.50

Continued on next page...

Continued from previous page...

Mol	Chain	Res	Type	Atoms	Z	Observed(Å)	Ideal(Å)
7	E	1	BCL	C4C-NC	4.48	1.42	1.32
7	3	38	BCL	O1D-CGD	4.47	1.32	1.21
7	1	38	BCL	CBB-CAB	-4.47	1.35	1.49
7	L	10	BCL	CMA-C3A	-4.47	1.42	1.53
7	T	38	BCL	O2A-CGA	-4.47	1.24	1.36
7	6	36	BCL	O1D-CGD	4.47	1.32	1.21
7	D	2	BCL	CMA-C3A	-4.47	1.42	1.53
7	Y	37	BCL	O2A-CGA	-4.46	1.24	1.36
7	7	38	BCL	CBA-CGA	-4.46	1.37	1.50
7	L	10	BCL	CBA-CGA	-4.46	1.37	1.50
7	3	39	BCL	CHB-C4A	4.45	1.39	1.33
7	N	11	BCL	C4C-NC	4.45	1.42	1.32
7	H	6	BCL	O2A-CGA	-4.44	1.24	1.36
7	I	5	BCL	O1D-CGD	4.44	1.32	1.21
7	N	38	BCL	C3B-C2B	-4.44	1.29	1.40
7	J	8	BCL	CBA-CGA	-4.44	1.37	1.50
7	3	39	BCL	C3B-C2B	-4.43	1.29	1.40
7	M	36	BCL	O2D-CGD	-4.44	1.21	1.33
7	P	39	BCL	MG-NB	-4.43	1.95	2.05
7	D	2	BCL	CBA-CGA	-4.43	1.37	1.50
7	8	36	BCL	C4C-NC	4.43	1.42	1.32
7	S	36	BCL	O2D-CGD	-4.43	1.21	1.33
7	D	2	BCL	O2D-CED	-4.42	1.34	1.45
7	3	39	BCL	O2A-CGA	-4.42	1.24	1.36
7	3	38	BCL	C4C-NC	4.42	1.42	1.32
7	P	39	BCL	CHB-C4A	4.42	1.39	1.33
7	3	39	BCL	CMA-C3A	-4.41	1.42	1.53
7	3	39	BCL	CBB-CAB	-4.41	1.35	1.49
7	Y	36	BCL	O1D-CGD	4.41	1.32	1.21
7	H	6	BCL	C3B-C2B	-4.41	1.29	1.40
7	A	302	BCL	C3B-C4B	4.41	1.47	1.40
7	N	38	BCL	CMA-C3A	-4.41	1.42	1.53
7	W	36	BCL	C3B-C2B	-4.40	1.29	1.40
7	8	36	BCL	O2D-CGD	-4.40	1.21	1.33
7	P	38	BCL	O2D-CGD	-4.40	1.21	1.33
7	D	2	BCL	C3B-C2B	-4.40	1.29	1.40
7	H	6	BCL	CBA-CGA	-4.39	1.37	1.50
7	7	38	BCL	CMA-C3A	-4.39	1.42	1.53
7	7	38	BCL	MG-NB	-4.39	1.95	2.05
7	T	38	BCL	CBB-CAB	-4.39	1.35	1.49
7	I	5	BCL	O2D-CGD	-4.38	1.21	1.33
7	2	36	BCL	O1D-CGD	4.38	1.32	1.21

Continued on next page...

Continued from previous page...

Mol	Chain	Res	Type	Atoms	Z	Observed(Å)	Ideal(Å)
7	R	38	BCL	O2A-CGA	-4.38	1.24	1.36
7	R	38	BCL	CBB-CAB	-4.38	1.35	1.49
7	T	38	BCL	CMA-C3A	-4.37	1.42	1.53
7	W	36	BCL	CBB-CAB	-4.37	1.35	1.49
7	F	4	BCL	O2A-CGA	-4.36	1.24	1.36
7	1	38	BCL	C3B-C2B	-4.36	1.29	1.40
7	Y	37	BCL	C3B-C2B	-4.35	1.29	1.40
7	E	1	BCL	O2D-CGD	-4.35	1.21	1.33
7	3	39	BCL	MG-NB	-4.35	1.95	2.05
7	5	38	BCL	CBA-CGA	-4.34	1.37	1.50
7	U	36	BCL	O2D-CGD	-4.34	1.21	1.33
7	T	38	BCL	C3B-C2B	-4.34	1.29	1.40
7	G	3	BCL	O1D-CGD	4.34	1.32	1.21
7	R	38	BCL	C3B-C2B	-4.33	1.29	1.40
7	E	1	BCL	O1D-CGD	4.33	1.32	1.21
7	3	39	BCL	CBA-CGA	-4.33	1.37	1.50
7	6	36	BCL	O2D-CGD	-4.33	1.21	1.33
7	G	3	BCL	O2D-CGD	-4.32	1.21	1.33
7	J	8	BCL	CAC-C3C	-4.32	1.44	1.54
7	R	38	BCL	MG-NB	-4.31	1.95	2.05
7	5	38	BCL	C3B-C2B	-4.31	1.29	1.40
7	L	10	BCL	O2A-CGA	-4.31	1.24	1.36
7	V	38	BCL	O2D-CGD	-4.31	1.21	1.33
7	6	36	BCL	C4C-NC	4.29	1.41	1.32
7	R	38	BCL	CMA-C3A	-4.29	1.43	1.53
7	P	39	BCL	C3B-C2B	-4.28	1.29	1.40
7	T	38	BCL	CBA-CGA	-4.28	1.37	1.50
7	A	302	BCL	CHB-C4A	4.28	1.39	1.33
7	7	38	BCL	CHB-C4A	4.26	1.39	1.33
7	Y	37	BCL	CBA-CGA	-4.26	1.37	1.50
7	W	36	BCL	CBA-CGA	-4.25	1.37	1.50
7	P	39	BCL	CBA-CGA	-4.24	1.37	1.50
7	N	38	BCL	MG-NB	-4.24	1.95	2.05
7	2	36	BCL	O2D-CGD	-4.24	1.22	1.33
7	P	39	BCL	CMA-C3A	-4.23	1.43	1.53
7	N	38	BCL	CBA-CGA	-4.22	1.37	1.50
7	N	11	BCL	O2D-CGD	-4.21	1.22	1.33
7	Y	36	BCL	O2D-CGD	-4.20	1.22	1.33
7	K	36	BCL	O1D-CGD	4.19	1.31	1.21
7	D	2	BCL	MG-NB	-4.18	1.95	2.05
7	J	8	BCL	MG-NB	-4.17	1.95	2.05
7	D	2	BCL	O2A-CGA	-4.17	1.25	1.36

Continued on next page...

Continued from previous page...

Mol	Chain	Res	Type	Atoms	Z	Observed(Å)	Ideal(Å)
7	F	4	BCL	C4B-NB	4.16	1.41	1.34
7	3	38	BCL	O2D-CGD	-4.16	1.22	1.33
7	D	2	BCL	C4B-NB	4.16	1.41	1.34
7	K	36	BCL	CAC-C3C	-4.15	1.45	1.54
7	L	10	BCL	MG-NB	-4.12	1.95	2.05
7	7	38	BCL	C4B-NB	4.12	1.41	1.34
7	A	301	BCL	C3B-C4B	4.11	1.46	1.40
7	P	39	BCL	C4B-NB	4.11	1.41	1.34
7	H	6	BCL	C4B-NB	4.10	1.41	1.34
7	T	38	BCL	MG-NB	-4.10	1.95	2.05
7	3	38	BCL	CAC-C3C	-4.09	1.45	1.54
7	H	6	BCL	CAC-C3C	-4.08	1.45	1.54
7	7	38	BCL	C3B-CAB	4.08	1.60	1.49
7	Y	37	BCL	MG-NB	-4.04	1.96	2.05
7	N	11	BCL	CAC-C3C	-4.03	1.45	1.54
7	H	6	BCL	C3B-CAB	4.03	1.60	1.49
7	V	38	BCL	O2D-CED	-4.01	1.35	1.45
7	F	4	BCL	C3B-CAB	4.01	1.60	1.49
7	I	5	BCL	CAC-C3C	-4.01	1.45	1.54
7	N	38	BCL	C4B-NB	4.00	1.41	1.34
7	N	38	BCL	O2D-CGD	-4.00	1.22	1.33
7	L	10	BCL	C4B-NB	3.99	1.41	1.34
7	R	38	BCL	O2D-CGD	-3.99	1.22	1.33
7	5	38	BCL	O2D-CGD	-3.98	1.22	1.33
7	R	38	BCL	C4B-NB	3.98	1.40	1.34
7	W	36	BCL	O2D-CGD	-3.98	1.22	1.33
7	1	38	BCL	O2D-CED	-3.97	1.35	1.45
7	F	4	BCL	CAC-C3C	-3.97	1.45	1.54
7	L	10	BCL	C3C-C4C	3.96	1.56	1.51
7	W	36	BCL	MG-NB	-3.95	1.96	2.05
7	1	38	BCL	O2D-CGD	-3.95	1.22	1.33
7	2	36	BCL	CAC-C3C	-3.95	1.45	1.54
7	S	36	BCL	O2D-CED	-3.94	1.35	1.45
7	Y	37	BCL	O2D-CGD	-3.94	1.22	1.33
7	L	10	BCL	C3B-CAB	3.93	1.60	1.49
7	D	2	BCL	C3B-CAB	3.93	1.60	1.49
7	5	38	BCL	CHB-C4A	3.93	1.38	1.33
7	L	10	BCL	O2D-CGD	-3.92	1.22	1.33
7	F	4	BCL	MG-NB	-3.91	1.96	2.05
7	L	10	BCL	CAC-C3C	-3.90	1.45	1.54
7	J	8	BCL	O2D-CGD	-3.90	1.23	1.33
7	N	38	BCL	CAC-C3C	-3.89	1.45	1.54

Continued on next page...

Continued from previous page...

Mol	Chain	Res	Type	Atoms	Z	Observed(Å)	Ideal(Å)
7	P	38	BCL	CAC-C3C	-3.89	1.45	1.54
7	P	39	BCL	O2D-CGD	-3.88	1.23	1.33
7	1	38	BCL	CHB-C4A	3.88	1.38	1.33
7	W	36	BCL	C4B-NB	3.87	1.40	1.34
7	7	38	BCL	O2D-CGD	-3.87	1.23	1.33
7	N	38	BCL	C3B-CAB	3.87	1.59	1.49
7	F	4	BCL	O2D-CGD	-3.86	1.23	1.33
7	B	303	BCL	C3B-C4B	3.86	1.46	1.40
7	H	6	BCL	MG-NB	-3.86	1.96	2.05
7	A	302	BCL	CHC-C1C	3.86	1.38	1.33
7	T	38	BCL	O2D-CGD	-3.85	1.23	1.33
7	U	36	BCL	CAC-C3C	-3.85	1.45	1.54
7	3	39	BCL	O2D-CGD	-3.84	1.23	1.33
7	Y	36	BCL	CAC-C3C	-3.84	1.46	1.54
7	W	36	BCL	C3B-CAB	3.83	1.59	1.49
7	3	39	BCL	C4B-NB	3.83	1.40	1.34
7	J	8	BCL	C3B-CAB	3.82	1.59	1.49
7	Y	37	BCL	C4B-NB	3.82	1.40	1.34
7	H	6	BCL	C3C-C4C	3.81	1.56	1.51
7	1	38	BCL	CAC-C3C	-3.81	1.46	1.54
7	P	39	BCL	C3B-CAB	3.81	1.59	1.49
7	7	38	BCL	CAC-C3C	-3.81	1.46	1.54
7	J	8	BCL	C4B-NB	3.80	1.40	1.34
7	T	38	BCL	C3B-CAB	3.79	1.59	1.49
7	M	36	BCL	CAC-C3C	-3.79	1.46	1.54
7	B	304	BCL	C3B-C4B	3.79	1.46	1.40
7	H	6	BCL	O2D-CGD	-3.78	1.23	1.33
7	T	38	BCL	C4B-NB	3.77	1.40	1.34
7	D	2	BCL	O2D-CGD	-3.76	1.23	1.33
7	R	38	BCL	C3B-CAB	3.76	1.59	1.49
7	5	38	BCL	CAC-C3C	-3.74	1.46	1.54
7	Y	36	BCL	C4B-NB	3.74	1.40	1.34
7	3	39	BCL	C3B-CAB	3.74	1.59	1.49
7	Y	37	BCL	C3B-CAB	3.74	1.59	1.49
7	V	38	BCL	CAC-C3C	-3.72	1.46	1.54
7	1	38	BCL	C2C-C1C	3.72	1.61	1.51
7	Y	37	BCL	CAC-C3C	-3.72	1.46	1.54
7	3	39	BCL	CAC-C3C	-3.72	1.46	1.54
7	6	36	BCL	CAC-C3C	-3.72	1.46	1.54
7	P	39	BCL	MG-NC	3.71	2.18	2.07
7	Y	37	BCL	C2C-C1C	3.70	1.61	1.51
7	S	36	BCL	CAC-C3C	-3.70	1.46	1.54

Continued on next page...

Continued from previous page...

Mol	Chain	Res	Type	Atoms	Z	Observed(Å)	Ideal(Å)
7	T	38	BCL	MG-NC	3.69	2.18	2.07
7	W	36	BCL	C2C-C1C	3.69	1.61	1.51
7	W	36	BCL	MG-NC	3.69	2.18	2.07
7	5	38	BCL	C3B-CAB	3.68	1.59	1.49
7	Y	37	BCL	MG-NC	3.68	2.18	2.07
7	2	36	BCL	C4B-NB	3.67	1.40	1.34
7	R	38	BCL	MG-NC	3.66	2.18	2.07
7	U	36	BCL	C4B-NB	3.65	1.40	1.34
7	P	38	BCL	O2D-CED	-3.65	1.36	1.45
7	5	38	BCL	MG-NC	3.64	2.18	2.07
7	5	38	BCL	C2C-C1C	3.64	1.61	1.51
7	3	39	BCL	MG-NC	3.64	2.18	2.07
7	J	8	BCL	MG-NC	3.63	2.18	2.07
7	5	38	BCL	C4B-NB	3.63	1.40	1.34
7	J	8	BCL	C3C-C4C	3.63	1.56	1.51
7	R	38	BCL	C2C-C1C	3.62	1.61	1.51
7	T	38	BCL	CAC-C3C	-3.62	1.46	1.54
7	7	38	BCL	MG-NC	3.62	2.17	2.07
7	1	38	BCL	MG-NC	3.62	2.17	2.07
7	D	2	BCL	MG-NC	3.61	2.17	2.07
7	A	302	BCL	MG-NA	3.61	2.17	2.07
7	N	38	BCL	MG-NC	3.61	2.17	2.07
7	L	10	BCL	MG-NC	3.61	2.17	2.07
7	3	38	BCL	C4B-NB	3.61	1.40	1.34
7	T	38	BCL	C2C-C1C	3.61	1.61	1.51
7	F	4	BCL	MG-NC	3.61	2.17	2.07
7	H	6	BCL	MG-NC	3.60	2.17	2.07
7	R	38	BCL	CAC-C3C	-3.60	1.46	1.54
7	P	39	BCL	C2C-C1C	3.60	1.61	1.51
7	P	39	BCL	CAC-C3C	-3.59	1.46	1.54
7	3	39	BCL	C2C-C1C	3.59	1.61	1.51
7	P	39	BCL	C3C-C4C	3.58	1.56	1.51
7	H	6	BCL	C2C-C1C	3.57	1.61	1.51
7	1	38	BCL	C4B-NB	3.57	1.40	1.34
7	L	10	BCL	C2C-C1C	3.57	1.61	1.51
7	G	3	BCL	CAC-C3C	-3.56	1.46	1.54
7	8	36	BCL	C4B-NB	3.56	1.40	1.34
7	D	2	BCL	C2C-C1C	3.55	1.60	1.51
7	N	38	BCL	C3C-C4C	3.54	1.56	1.51
7	F	4	BCL	C3C-C4C	3.52	1.56	1.51
7	R	38	BCL	C3C-C4C	3.52	1.56	1.51
7	M	36	BCL	C4B-NB	3.52	1.40	1.34

Continued on next page...

Continued from previous page...

Mol	Chain	Res	Type	Atoms	Z	Observed(Å)	Ideal(Å)
7	E	1	BCL	C4B-NB	3.52	1.40	1.34
7	6	36	BCL	C4D-C3D	-3.51	1.34	1.42
7	T	38	BCL	C3C-C4C	3.51	1.56	1.51
7	D	2	BCL	CAC-C3C	-3.50	1.46	1.54
7	N	38	BCL	C2C-C1C	3.49	1.60	1.51
7	8	36	BCL	CAC-C3C	-3.48	1.46	1.54
7	3	39	BCL	C3C-C4C	3.46	1.56	1.51
7	W	36	BCL	CAC-C3C	-3.46	1.46	1.54
7	1	38	BCL	C3B-CAB	3.45	1.58	1.49
7	F	4	BCL	C2C-C1C	3.45	1.60	1.51
7	7	38	BCL	C2C-C1C	3.45	1.60	1.51
7	E	1	BCL	CAC-C3C	-3.44	1.46	1.54
7	G	3	BCL	C3B-C2B	3.44	1.48	1.40
7	G	3	BCL	C4B-NB	3.43	1.40	1.34
7	J	8	BCL	C2C-C1C	3.43	1.60	1.51
7	P	38	BCL	C3B-C2B	3.43	1.48	1.40
7	6	36	BCL	C4B-NB	3.41	1.40	1.34
7	1	38	BCL	C3C-C4C	3.39	1.56	1.51
7	I	5	BCL	C4B-NB	3.39	1.40	1.34
7	V	38	BCL	C4B-NB	3.38	1.40	1.34
7	N	11	BCL	C4D-C3D	-3.38	1.35	1.42
7	N	11	BCL	C3B-C2B	3.38	1.48	1.40
7	E	1	BCL	C3B-C2B	3.38	1.48	1.40
7	S	36	BCL	C3B-C2B	3.37	1.48	1.40
7	T	38	BCL	O2D-CED	-3.36	1.37	1.45
7	Y	37	BCL	C3C-C4C	3.36	1.55	1.51
7	V	38	BCL	C3B-C2B	3.35	1.48	1.40
7	W	36	BCL	C3C-C4C	3.34	1.55	1.51
7	M	36	BCL	O2D-CED	-3.34	1.37	1.45
7	S	36	BCL	C4B-NB	3.33	1.39	1.34
7	8	36	BCL	C3B-C2B	3.33	1.48	1.40
7	K	36	BCL	C3B-C2B	3.32	1.48	1.40
7	3	38	BCL	C4D-C3D	-3.32	1.35	1.42
7	D	2	BCL	C3C-C4C	3.31	1.55	1.51
7	3	38	BCL	C3B-C2B	3.31	1.48	1.40
7	6	36	BCL	MG-NB	-3.31	1.97	2.05
7	5	38	BCL	C3C-C4C	3.31	1.55	1.51
7	M	36	BCL	C3B-C2B	3.30	1.48	1.40
7	8	36	BCL	C4D-C3D	-3.30	1.35	1.42
7	U	36	BCL	C3B-C2B	3.29	1.48	1.40
7	N	11	BCL	C4B-NB	3.28	1.39	1.34
7	2	36	BCL	C3B-C2B	3.28	1.48	1.40

Continued on next page...

Continued from previous page...

Mol	Chain	Res	Type	Atoms	Z	Observed(Å)	Ideal(Å)
7	B	303	BCL	C1C-NC	-3.28	1.32	1.38
7	8	36	BCL	MG-NB	-3.28	1.97	2.05
7	Y	37	BCL	O2D-CED	-3.28	1.37	1.45
8	A	401	BPH	C4A-NA	-3.27	1.31	1.38
7	2	36	BCL	C4D-C3D	-3.24	1.35	1.42
7	I	5	BCL	C3B-C2B	3.24	1.47	1.40
7	K	36	BCL	C4B-NB	3.24	1.39	1.34
7	Y	36	BCL	C3B-C2B	3.19	1.47	1.40
7	K	36	BCL	C4D-C3D	-3.19	1.35	1.42
7	7	38	BCL	C3C-C4C	3.18	1.55	1.51
7	6	36	BCL	C3B-C2B	3.18	1.47	1.40
7	B	304	BCL	C4A-NA	-3.17	1.33	1.38
7	M	36	BCL	C4D-C3D	-3.17	1.35	1.42
7	P	38	BCL	C4D-C3D	-3.16	1.35	1.42
7	N	11	BCL	MG-NB	-3.15	1.98	2.05
7	5	38	BCL	C1D-C2D	-3.10	1.35	1.42
7	Y	37	BCL	C1D-ND	3.08	1.45	1.38
7	G	3	BCL	C2C-C1C	3.08	1.59	1.51
7	1	38	BCL	C1D-ND	3.07	1.45	1.38
7	U	36	BCL	C4D-C3D	-3.07	1.35	1.42
7	S	36	BCL	C4D-C3D	-3.07	1.36	1.42
7	M	36	BCL	C2C-C1C	3.07	1.59	1.51
7	P	38	BCL	C4B-NB	3.07	1.39	1.34
7	A	301	BCL	C1A-NA	3.06	1.39	1.32
7	E	1	BCL	C4D-C3D	-3.05	1.36	1.42
7	P	38	BCL	MG-NB	-3.04	1.98	2.05
7	Y	36	BCL	C4D-C3D	-3.03	1.36	1.42
7	U	36	BCL	C2C-C1C	3.01	1.59	1.51
7	6	36	BCL	CMA-C3A	3.00	1.60	1.53
7	3	39	BCL	C1D-ND	3.00	1.45	1.38
7	V	38	BCL	C2C-C1C	2.99	1.59	1.51
7	7	38	BCL	C1D-C2D	-2.99	1.35	1.42
7	H	6	BCL	C1C-NC	2.99	1.43	1.38
7	8	36	BCL	C2C-C1C	2.99	1.59	1.51
7	J	8	BCL	O2D-CED	-2.98	1.38	1.45
7	I	5	BCL	C2C-C1C	2.98	1.59	1.51
7	W	36	BCL	C1D-ND	2.98	1.45	1.38
7	T	38	BCL	C1D-ND	2.98	1.45	1.38
7	K	36	BCL	C2C-C1C	2.97	1.59	1.51
7	5	38	BCL	O2D-CED	-2.97	1.38	1.45
7	S	36	BCL	MG-NB	-2.96	1.98	2.05
8	A	401	BPH	CHA-C1A	-2.96	1.34	1.44

Continued on next page...

Continued from previous page...

Mol	Chain	Res	Type	Atoms	Z	Observed(Å)	Ideal(Å)
7	G	3	BCL	C4D-C3D	-2.95	1.36	1.42
7	S	36	BCL	C2C-C1C	2.95	1.59	1.51
7	E	1	BCL	MG-NB	-2.95	1.98	2.05
7	P	38	BCL	C2C-C1C	2.94	1.59	1.51
7	A	301	BCL	MG-NA	2.93	2.15	2.07
7	B	304	BCL	MG-NA	2.93	2.15	2.07
7	F	4	BCL	C1C-NC	2.92	1.43	1.38
7	Y	36	BCL	C1A-NA	2.91	1.38	1.32
7	K	36	BCL	MG-NB	-2.91	1.98	2.05
7	E	1	BCL	C1A-NA	2.91	1.38	1.32
7	5	38	BCL	CAA-C2A	2.90	1.59	1.54
7	1	38	BCL	C1D-C2D	-2.90	1.35	1.42
7	E	1	BCL	C2C-C1C	2.90	1.59	1.51
7	V	38	BCL	C4D-C3D	-2.90	1.36	1.42
7	F	4	BCL	C1B-C2B	2.89	1.48	1.43
7	Y	36	BCL	C2C-C1C	2.89	1.59	1.51
7	F	4	BCL	C1D-ND	2.88	1.45	1.38
7	H	6	BCL	C1D-ND	2.88	1.45	1.38
7	I	5	BCL	C4D-C3D	-2.88	1.36	1.42
7	3	38	BCL	MG-NB	-2.87	1.98	2.05
7	B	303	BCL	MG-NA	2.87	2.15	2.07
7	U	36	BCL	C1A-NA	2.86	1.38	1.32
7	N	11	BCL	C2C-C1C	2.86	1.59	1.51
7	J	8	BCL	C1D-ND	2.86	1.45	1.38
8	A	401	BPH	C3B-C4B	2.86	1.44	1.40
7	2	36	BCL	C2C-C1C	2.86	1.59	1.51
7	D	2	BCL	C1D-C2D	-2.85	1.35	1.42
7	5	38	BCL	C3A-C2A	-2.85	1.46	1.54
7	S	36	BCL	CMA-C3A	2.84	1.59	1.53
7	D	2	BCL	C1D-ND	2.84	1.45	1.38
7	8	36	BCL	CMA-C3A	2.84	1.59	1.53
7	3	39	BCL	C1D-C2D	-2.83	1.35	1.42
7	G	3	BCL	C1A-NA	2.82	1.38	1.32
7	7	38	BCL	CAA-C2A	2.82	1.59	1.54
7	V	38	BCL	C1A-NA	2.81	1.38	1.32
7	B	303	BCL	C4B-NB	2.81	1.39	1.34
7	P	39	BCL	C1D-C2D	-2.80	1.35	1.42
7	U	36	BCL	MG-NB	-2.80	1.98	2.05
7	E	1	BCL	CMA-C3A	2.80	1.59	1.53
7	T	38	BCL	C1D-C2D	-2.79	1.35	1.42
7	2	36	BCL	MG-NB	-2.79	1.98	2.05
7	P	38	BCL	CMA-C3A	2.79	1.59	1.53

Continued on next page...

Continued from previous page...

Mol	Chain	Res	Type	Atoms	Z	Observed(Å)	Ideal(Å)
7	H	6	BCL	C3D-CAD	2.78	1.54	1.45
7	7	38	BCL	C1D-ND	2.78	1.44	1.38
7	G	3	BCL	CMA-C3A	2.78	1.59	1.53
7	5	38	BCL	CMD-C2D	-2.78	1.45	1.51
7	R	38	BCL	C1D-C2D	-2.78	1.35	1.42
7	P	39	BCL	C1D-ND	2.77	1.44	1.38
7	2	36	BCL	C1A-NA	2.77	1.38	1.32
7	3	38	BCL	C2C-C1C	2.77	1.58	1.51
7	K	36	BCL	C1D-ND	2.76	1.44	1.38
7	M	36	BCL	MG-NB	-2.76	1.98	2.05
7	A	302	BCL	C1A-NA	2.76	1.38	1.32
7	3	38	BCL	C1A-NA	2.76	1.38	1.32
7	5	38	BCL	C1D-ND	2.76	1.44	1.38
7	S	36	BCL	C1A-NA	2.75	1.38	1.32
7	A	301	BCL	C4A-NA	-2.75	1.33	1.38
7	6	36	BCL	C1A-NA	2.75	1.38	1.32
7	L	10	BCL	CMD-C2D	-2.75	1.45	1.51
7	R	38	BCL	C1D-ND	2.75	1.44	1.38
7	I	5	BCL	C1D-ND	2.75	1.44	1.38
7	L	10	BCL	C1B-C2B	2.74	1.48	1.43
7	6	36	BCL	C2C-C1C	2.74	1.58	1.51
7	R	38	BCL	CMD-C2D	-2.73	1.45	1.51
7	Y	37	BCL	C1C-NC	2.73	1.42	1.38
7	W	36	BCL	C1C-NC	2.73	1.42	1.38
7	A	302	BCL	C4A-NA	-2.73	1.33	1.38
7	I	5	BCL	C1A-NA	2.72	1.38	1.32
7	J	8	BCL	C1D-C2D	-2.72	1.35	1.42
7	T	38	BCL	C1B-C2B	2.71	1.48	1.43
7	D	2	BCL	C1B-C2B	2.71	1.48	1.43
7	M	36	BCL	CMA-C3A	2.71	1.59	1.53
7	J	8	BCL	CMD-C2D	-2.71	1.45	1.51
7	G	3	BCL	MG-NB	-2.71	1.99	2.05
7	U	36	BCL	CMA-C3A	2.70	1.59	1.53
7	P	39	BCL	O2D-CED	-2.70	1.38	1.45
8	A	401	BPH	C4B-CHC	-2.70	1.35	1.45
7	L	10	BCL	C1D-C2D	-2.70	1.36	1.42
7	N	38	BCL	CMD-C2D	-2.70	1.45	1.51
7	S	36	BCL	C1D-ND	2.70	1.44	1.38
7	7	38	BCL	C1B-C2B	2.69	1.48	1.43
7	L	10	BCL	C3D-CAD	2.69	1.53	1.45
7	N	38	BCL	C1D-ND	2.68	1.44	1.38
7	N	11	BCL	CMA-C3A	2.68	1.59	1.53

Continued on next page...

Continued from previous page...

Mol	Chain	Res	Type	Atoms	Z	Observed(Å)	Ideal(Å)
7	L	10	BCL	C1D-ND	2.68	1.44	1.38
7	J	8	BCL	C1C-NC	2.67	1.42	1.38
7	Y	37	BCL	C3D-CAD	2.67	1.53	1.45
7	2	36	BCL	CMA-C3A	2.67	1.59	1.53
7	K	36	BCL	C1A-NA	2.67	1.38	1.32
7	R	38	BCL	C3D-CAD	2.66	1.53	1.45
7	U	36	BCL	C1D-ND	2.66	1.44	1.38
7	E	1	BCL	C1D-ND	2.66	1.44	1.38
7	P	39	BCL	C1C-NC	2.65	1.42	1.38
7	Y	37	BCL	C1D-C2D	-2.65	1.36	1.42
7	L	10	BCL	C4D-ND	2.64	1.44	1.38
7	D	2	BCL	CAA-C2A	2.64	1.58	1.54
7	G	3	BCL	C1D-ND	2.64	1.44	1.38
8	A	401	BPH	C1B-CHB	-2.64	1.36	1.45
7	3	38	BCL	CMA-C3A	2.64	1.59	1.53
7	Y	36	BCL	MG-NB	-2.64	1.99	2.05
7	3	39	BCL	C3D-CAD	2.63	1.53	1.45
7	7	38	BCL	C3D-CAD	2.63	1.53	1.45
7	M	36	BCL	C1A-NA	2.63	1.38	1.32
7	D	2	BCL	CMD-C2D	-2.62	1.45	1.51
7	Y	36	BCL	C1D-ND	2.62	1.44	1.38
7	W	36	BCL	C1B-C2B	2.62	1.47	1.43
7	P	39	BCL	C3D-CAD	2.62	1.53	1.45
7	N	38	BCL	C3D-CAD	2.62	1.53	1.45
7	1	38	BCL	C3A-C2A	-2.62	1.46	1.54
7	V	38	BCL	CMA-C3A	2.61	1.59	1.53
7	N	38	BCL	C1D-C2D	-2.61	1.36	1.42
7	V	38	BCL	C1D-ND	2.61	1.44	1.38
7	N	11	BCL	C1A-NA	2.61	1.38	1.32
7	M	36	BCL	C1D-ND	2.61	1.44	1.38
7	V	38	BCL	MG-NB	-2.60	1.99	2.05
7	P	38	BCL	C1D-ND	2.60	1.44	1.38
7	D	2	BCL	C1C-NC	2.59	1.42	1.38
7	F	4	BCL	C3D-CAD	2.59	1.53	1.45
7	W	36	BCL	C3D-CAD	2.59	1.53	1.45
7	P	39	BCL	CMD-C2D	-2.59	1.45	1.51
7	H	6	BCL	CMD-C2D	-2.59	1.45	1.51
7	R	38	BCL	C1C-NC	2.59	1.42	1.38
7	I	5	BCL	CMA-C3A	2.58	1.59	1.53
7	J	8	BCL	C3D-CAD	2.58	1.53	1.45
7	B	304	BCL	C1A-NA	2.58	1.37	1.32
7	7	38	BCL	CMD-C2D	-2.58	1.45	1.51

Continued on next page...

Continued from previous page...

Mol	Chain	Res	Type	Atoms	Z	Observed(Å)	Ideal(Å)
7	8	36	BCL	C1A-NA	2.58	1.37	1.32
7	D	2	BCL	CBD-CGD	-2.57	1.42	1.52
7	3	39	BCL	CMD-C2D	-2.57	1.45	1.51
7	P	39	BCL	C1D-CHD	2.57	1.49	1.37
7	7	38	BCL	C1C-NC	2.57	1.42	1.38
7	P	38	BCL	C1A-NA	2.57	1.37	1.32
7	L	10	BCL	C1C-NC	2.56	1.42	1.38
7	7	38	BCL	CBD-CGD	-2.56	1.42	1.52
7	P	39	BCL	C3A-C2A	-2.56	1.47	1.54
7	W	36	BCL	C4D-ND	2.56	1.44	1.38
7	P	39	BCL	CAA-C2A	2.56	1.58	1.54
7	N	38	BCL	CAA-C2A	2.56	1.58	1.54
7	3	39	BCL	C3A-C2A	-2.55	1.47	1.54
8	B	402	BPH	C3B-C4B	2.55	1.44	1.40
7	R	38	BCL	C1D-CHD	2.55	1.49	1.37
7	L	10	BCL	C1D-CHD	2.55	1.49	1.37
7	J	8	BCL	C1D-CHD	2.55	1.49	1.37
7	D	2	BCL	C1D-CHD	2.54	1.49	1.37
7	T	38	BCL	C1C-NC	2.54	1.42	1.38
7	H	6	BCL	C1D-CHD	2.54	1.49	1.37
7	7	38	BCL	O1D-CGD	2.54	1.27	1.21
7	H	6	BCL	CBD-CGD	-2.54	1.42	1.52
7	5	38	BCL	O1D-CGD	2.54	1.27	1.21
7	R	38	BCL	C1B-C2B	2.54	1.47	1.43
7	8	36	BCL	C1D-ND	2.53	1.44	1.38
7	1	38	BCL	C3D-CAD	2.53	1.53	1.45
7	F	4	BCL	CBD-CGD	-2.53	1.42	1.52
7	F	4	BCL	C1D-C2D	-2.53	1.36	1.42
7	I	5	BCL	MG-NB	-2.53	1.99	2.05
7	T	38	BCL	C1D-CHD	2.53	1.49	1.37
7	D	2	BCL	C3D-CAD	2.53	1.53	1.45
7	1	38	BCL	CBD-CGD	-2.53	1.42	1.52
7	H	6	BCL	C4D-ND	2.53	1.44	1.38
7	7	38	BCL	C1D-CHD	2.52	1.48	1.37
7	J	8	BCL	C1B-C2B	2.52	1.47	1.43
7	B	304	BCL	CHD-C4C	-2.52	1.33	1.41
7	3	39	BCL	CBD-CGD	-2.52	1.42	1.52
7	H	6	BCL	C1B-C2B	2.52	1.47	1.43
7	F	4	BCL	CMD-C2D	-2.52	1.46	1.51
7	A	301	BCL	C1C-NC	-2.52	1.34	1.38
7	T	38	BCL	C3D-CAD	2.52	1.53	1.45
7	W	36	BCL	C1D-C2D	-2.51	1.36	1.42

Continued on next page...

Continued from previous page...

Mol	Chain	Res	Type	Atoms	Z	Observed(Å)	Ideal(Å)
7	N	38	BCL	C1C-NC	2.51	1.42	1.38
7	R	38	BCL	C3A-C2A	-2.51	1.47	1.54
7	6	36	BCL	C1D-C2D	-2.51	1.36	1.42
7	K	36	BCL	CMA-C3A	2.51	1.59	1.53
7	T	38	BCL	CMD-C2D	-2.51	1.46	1.51
7	Y	37	BCL	C4D-ND	2.50	1.44	1.38
7	1	38	BCL	C2A-C1A	2.50	1.56	1.52
7	5	38	BCL	C1D-CHD	2.50	1.48	1.37
7	Y	37	BCL	CBD-CGD	-2.49	1.42	1.52
7	Y	36	BCL	CMA-C3A	2.49	1.59	1.53
7	F	4	BCL	C1D-CHD	2.49	1.48	1.37
7	5	38	BCL	CBD-CGD	-2.49	1.42	1.52
7	N	11	BCL	C1D-ND	2.49	1.44	1.38
7	R	38	BCL	CAA-C2A	2.49	1.58	1.54
7	N	38	BCL	C1D-CHD	2.48	1.48	1.37
7	2	36	BCL	C1D-ND	2.48	1.44	1.38
7	Y	37	BCL	C1D-CHD	2.47	1.48	1.37
7	H	6	BCL	C1D-C2D	-2.47	1.36	1.42
7	N	38	BCL	C3A-C2A	-2.47	1.47	1.54
7	3	39	BCL	C1D-CHD	2.47	1.48	1.37
7	J	8	BCL	C4D-ND	2.47	1.44	1.38
7	7	38	BCL	C3A-C2A	-2.46	1.47	1.54
7	F	4	BCL	CAA-C2A	2.46	1.58	1.54
7	L	10	BCL	CBD-CGD	-2.46	1.42	1.52
7	Y	37	BCL	CAA-C2A	2.46	1.58	1.54
7	W	36	BCL	C1D-CHD	2.46	1.48	1.37
7	T	38	BCL	CAA-C2A	2.46	1.58	1.54
7	D	2	BCL	C3A-C2A	-2.46	1.47	1.54
7	Y	37	BCL	C1B-C2B	2.46	1.47	1.43
7	N	11	BCL	C1D-C2D	-2.45	1.36	1.42
7	5	38	BCL	C3D-CAD	2.45	1.53	1.45
7	J	8	BCL	CBD-CGD	-2.45	1.42	1.52
7	F	4	BCL	C4D-ND	2.45	1.44	1.38
7	N	38	BCL	C4D-ND	2.45	1.44	1.38
7	R	38	BCL	O1D-CGD	2.45	1.27	1.21
7	B	303	BCL	C4A-NA	-2.43	1.34	1.38
7	L	10	BCL	C3A-C2A	-2.43	1.47	1.54
7	L	10	BCL	CAA-C2A	2.43	1.58	1.54
7	P	39	BCL	C4D-ND	2.42	1.44	1.38
7	J	8	BCL	C3A-C2A	-2.41	1.47	1.54
7	P	38	BCL	C3B-CAB	-2.41	1.42	1.49
7	W	36	BCL	CBD-CGD	-2.41	1.42	1.52

Continued on next page...

Continued from previous page...

Mol	Chain	Res	Type	Atoms	Z	Observed(Å)	Ideal(Å)
7	3	38	BCL	C1D-ND	2.41	1.43	1.38
7	6	36	BCL	C3B-CAB	-2.41	1.42	1.49
7	1	38	BCL	C1D-CHD	2.40	1.48	1.37
8	B	402	BPH	C1B-CHB	-2.40	1.36	1.45
7	P	38	BCL	C1D-C2D	-2.40	1.36	1.42
7	B	303	BCL	C4C-NC	2.40	1.37	1.32
7	D	2	BCL	O1D-CGD	2.40	1.27	1.21
7	B	304	BCL	C1C-NC	-2.40	1.34	1.38
7	T	38	BCL	CBD-CGD	-2.39	1.42	1.52
8	A	401	BPH	C1C-NC	-2.39	1.33	1.38
7	H	6	BCL	C3A-C2A	-2.39	1.47	1.54
7	N	38	BCL	C1B-C2B	2.39	1.47	1.43
7	R	38	BCL	C4D-ND	2.39	1.43	1.38
7	N	38	BCL	CBD-CGD	-2.39	1.43	1.52
7	Y	37	BCL	CMD-C2D	-2.38	1.46	1.51
7	L	10	BCL	O1D-CGD	2.38	1.27	1.21
8	B	402	BPH	CHA-C1A	-2.38	1.36	1.44
7	N	38	BCL	O1D-CGD	2.38	1.27	1.21
7	T	38	BCL	C4D-ND	2.38	1.43	1.38
7	K	36	BCL	C3B-CAB	-2.38	1.42	1.49
7	K	36	BCL	C1D-C2D	-2.38	1.36	1.42
7	Y	37	BCL	C2A-C1A	2.36	1.56	1.52
7	M	36	BCL	C1D-C2D	-2.36	1.36	1.42
7	P	39	BCL	CBD-CGD	-2.36	1.43	1.52
7	W	36	BCL	CMD-C2D	-2.36	1.46	1.51
7	Y	37	BCL	C3A-C2A	-2.36	1.47	1.54
7	B	304	BCL	C2A-C1A	-2.36	1.48	1.52
7	A	301	BCL	C1B-NB	2.35	1.38	1.34
7	3	39	BCL	C1B-C2B	2.35	1.47	1.43
7	6	36	BCL	C1D-ND	2.36	1.43	1.38
7	W	36	BCL	CAA-C2A	2.35	1.58	1.54
7	T	38	BCL	C3A-C2A	-2.35	1.47	1.54
7	3	39	BCL	CAA-C2A	2.35	1.58	1.54
7	3	39	BCL	C4D-ND	2.34	1.43	1.38
7	F	4	BCL	O1D-CGD	2.34	1.27	1.21
7	R	38	BCL	CBD-CGD	-2.34	1.43	1.52
7	8	36	BCL	C1D-C2D	-2.34	1.36	1.42
8	A	401	BPH	C3B-C2B	-2.34	1.34	1.40
7	B	303	BCL	C1B-NB	2.33	1.38	1.34
7	5	38	BCL	C2A-C1A	2.33	1.56	1.52
7	P	39	BCL	O1D-CGD	2.33	1.27	1.21
7	3	39	BCL	C1C-NC	2.33	1.42	1.38

Continued on next page...

Continued from previous page...

Mol	Chain	Res	Type	Atoms	Z	Observed(Å)	Ideal(Å)
7	W	36	BCL	O2D-CED	-2.33	1.39	1.45
7	P	39	BCL	C1B-C2B	2.33	1.47	1.43
7	N	11	BCL	C3B-CAB	-2.33	1.42	1.49
7	1	38	BCL	C4D-ND	2.32	1.43	1.38
7	8	36	BCL	C3B-CAB	-2.32	1.42	1.49
7	1	38	BCL	CMD-C2D	-2.32	1.46	1.51
7	W	36	BCL	C2A-C1A	2.32	1.56	1.52
7	S	36	BCL	C1D-C2D	-2.31	1.36	1.42
7	3	39	BCL	C2A-C1A	2.31	1.56	1.52
7	U	36	BCL	C1D-C2D	-2.30	1.37	1.42
7	W	36	BCL	O1D-CGD	2.30	1.27	1.21
7	W	36	BCL	C3A-C2A	-2.30	1.47	1.54
7	G	3	BCL	C3B-CAB	-2.29	1.42	1.49
7	A	302	BCL	C1C-NC	-2.29	1.34	1.38
7	A	302	BCL	C1A-CHA	-2.29	1.33	1.43
7	N	11	BCL	C1A-CHA	-2.28	1.33	1.43
7	E	1	BCL	C3B-CAB	-2.28	1.42	1.49
7	7	38	BCL	C4D-ND	2.28	1.43	1.38
7	T	38	BCL	O1D-CGD	2.28	1.26	1.21
7	A	302	BCL	C1B-NB	2.26	1.38	1.34
7	M	36	BCL	C3B-CAB	-2.26	1.42	1.49
7	5	38	BCL	C1C-NC	2.26	1.42	1.38
7	6	36	BCL	C1A-CHA	-2.25	1.33	1.43
7	S	36	BCL	C3B-CAB	-2.25	1.42	1.49
7	T	38	BCL	C2A-C1A	2.25	1.56	1.52
7	5	38	BCL	C4D-ND	2.25	1.43	1.38
7	D	2	BCL	C4D-ND	2.24	1.43	1.38
7	F	4	BCL	O2D-CED	-2.24	1.39	1.45
7	E	1	BCL	C1D-C2D	-2.24	1.37	1.42
7	3	39	BCL	O1D-CGD	2.24	1.26	1.21
7	I	5	BCL	C3B-CAB	-2.24	1.42	1.49
7	V	38	BCL	C3B-CAB	-2.24	1.42	1.49
7	B	303	BCL	C1A-NA	2.23	1.37	1.32
7	U	36	BCL	C3B-CAB	-2.23	1.42	1.49
7	I	5	BCL	C1D-C2D	-2.23	1.37	1.42
7	3	38	BCL	C1D-C2D	-2.23	1.37	1.42
7	2	36	BCL	C1D-C2D	-2.22	1.37	1.42
7	1	38	BCL	O1D-CGD	2.22	1.26	1.21
7	3	38	BCL	C3B-CAB	-2.22	1.42	1.49
7	H	6	BCL	CAA-C2A	2.21	1.58	1.54
7	T	38	BCL	C3B-C4B	2.20	1.43	1.40
7	B	304	BCL	MG-ND	-2.20	2.00	2.05

Continued on next page...

Continued from previous page...

Mol	Chain	Res	Type	Atoms	Z	Observed(Å)	Ideal(Å)
7	3	38	BCL	C1A-CHA	-2.19	1.33	1.43
7	Y	37	BCL	O1D-CGD	2.19	1.26	1.21
7	5	38	BCL	C1B-C2B	2.19	1.47	1.43
7	Y	36	BCL	C1D-C2D	-2.18	1.37	1.42
7	V	38	BCL	C1D-C2D	-2.17	1.37	1.42
7	G	3	BCL	C1D-C2D	-2.16	1.37	1.42
7	1	38	BCL	CAA-C2A	2.16	1.58	1.54
7	F	4	BCL	C3A-C2A	-2.16	1.48	1.54
8	B	402	BPH	C4B-CHC	-2.16	1.37	1.45
7	V	38	BCL	CHD-C4C	2.15	1.47	1.41
7	G	3	BCL	CHD-C4C	2.15	1.47	1.41
7	B	304	BCL	C2C-C3C	-2.15	1.48	1.54
7	7	38	BCL	C2A-C1A	2.13	1.56	1.52
7	L	10	BCL	C2A-C1A	2.13	1.56	1.52
7	D	2	BCL	C2A-C1A	2.13	1.56	1.52
7	Y	36	BCL	CHD-C4C	2.12	1.47	1.41
7	P	39	BCL	C2A-C1A	2.12	1.56	1.52
7	Y	36	BCL	C3B-CAB	-2.12	1.43	1.49
7	2	36	BCL	CHD-C4C	2.11	1.47	1.41
7	R	38	BCL	C2A-C1A	2.10	1.56	1.52
7	J	8	BCL	O1D-CGD	2.10	1.26	1.21
7	2	36	BCL	C3B-CAB	-2.10	1.43	1.49
7	J	8	BCL	CAA-C2A	2.10	1.57	1.54
7	M	36	BCL	C1A-CHA	-2.09	1.34	1.43
7	3	38	BCL	CHD-C4C	2.09	1.47	1.41
7	1	38	BCL	C1B-C2B	2.09	1.47	1.43
8	B	402	BPH	CHB-C4A	2.07	1.42	1.37
7	8	36	BCL	C1A-CHA	-2.07	1.34	1.43
7	Y	36	BCL	O2D-CED	-2.06	1.40	1.45
7	S	36	BCL	C1A-CHA	-2.06	1.34	1.43
7	H	6	BCL	C1B-NB	-2.05	1.31	1.34
7	A	301	BCL	C1A-CHA	-2.04	1.34	1.43
7	1	38	BCL	C1C-NC	2.04	1.41	1.38
7	N	38	BCL	C2A-C1A	2.04	1.56	1.52
7	B	304	BCL	O2D-CED	-2.04	1.40	1.45
7	N	38	BCL	O2D-CED	-2.03	1.40	1.45
7	6	36	BCL	C3A-C2A	-2.03	1.48	1.54
7	2	36	BCL	C1A-CHA	-2.03	1.34	1.43
7	H	6	BCL	O1D-CGD	2.02	1.26	1.21
7	U	36	BCL	C1A-CHA	-2.02	1.34	1.43
7	F	4	BCL	CHD-C4C	2.02	1.47	1.41
7	F	4	BCL	C2A-C1A	2.02	1.56	1.52

Continued on next page...

Continued from previous page...

Mol	Chain	Res	Type	Atoms	Z	Observed(Å)	Ideal(Å)
8	B	402	BPH	C2A-C1A	-2.02	1.47	1.51
7	E	1	BCL	C1A-CHA	-2.02	1.34	1.43
7	P	38	BCL	C1A-CHA	-2.02	1.34	1.43
7	I	5	BCL	O2D-CED	-2.02	1.40	1.45
7	W	36	BCL	C3B-C4B	2.01	1.43	1.40
7	K	36	BCL	C1A-CHA	-2.01	1.34	1.43
8	A	401	BPH	O2D-CED	-2.01	1.40	1.45
7	Y	36	BCL	C3A-C4A	2.01	1.56	1.51
7	B	303	BCL	MG-NC	2.00	2.13	2.07
7	H	6	BCL	CHD-C4C	2.00	1.47	1.41

All (1018) bond angle outliers are listed below:

Mol	Chain	Res	Type	Atoms	Z	Observed(°)	Ideal(°)
7	1	38	BCL	C4D-C3D-CAD	-12.64	92.52	108.05
7	5	38	BCL	C4D-C3D-CAD	-12.44	92.76	108.05
7	Y	37	BCL	C4D-C3D-CAD	-12.38	92.83	108.05
7	3	39	BCL	C4D-C3D-CAD	-12.38	92.83	108.05
7	W	36	BCL	C4D-C3D-CAD	-12.26	92.98	108.05
7	R	38	BCL	C4D-C3D-CAD	-12.19	93.06	108.05
7	P	39	BCL	C4D-C3D-CAD	-12.17	93.09	108.05
7	N	38	BCL	C4D-C3D-CAD	-12.17	93.09	108.05
7	7	38	BCL	C4D-C3D-CAD	-12.16	93.10	108.05
7	T	38	BCL	C4D-C3D-CAD	-12.14	93.13	108.05
7	L	10	BCL	C4D-C3D-CAD	-12.13	93.15	108.05
7	D	2	BCL	C4D-C3D-CAD	-12.08	93.21	108.05
7	F	4	BCL	C4D-C3D-CAD	-12.07	93.21	108.05
7	H	6	BCL	C4D-C3D-CAD	-11.94	93.38	108.05
7	J	8	BCL	C4D-C3D-CAD	-11.87	93.47	108.05
7	1	38	BCL	C3D-C4D-CHA	11.84	127.16	108.16
7	Y	37	BCL	C3D-C4D-CHA	11.79	127.08	108.16
7	W	36	BCL	C3D-C4D-CHA	11.77	127.05	108.16
7	3	39	BCL	C3D-C4D-CHA	11.74	126.99	108.16
7	5	38	BCL	C3D-C4D-CHA	11.72	126.97	108.16
7	R	38	BCL	C3D-C4D-CHA	11.60	126.78	108.16
7	7	38	BCL	C3D-C4D-CHA	11.59	126.75	108.16
7	F	4	BCL	C3D-C4D-CHA	11.59	126.75	108.16
7	T	38	BCL	C3D-C4D-CHA	11.56	126.72	108.16
7	L	10	BCL	C3D-C4D-CHA	11.55	126.69	108.16
7	D	2	BCL	C3D-C4D-CHA	11.53	126.67	108.16
7	N	38	BCL	C3D-C4D-CHA	11.49	126.59	108.16
7	P	39	BCL	C3D-C4D-CHA	11.46	126.55	108.16

Continued on next page...

Continued from previous page...

Mol	Chain	Res	Type	Atoms	Z	Observed(°)	Ideal(°)
7	H	6	BCL	C3D-C4D-CHA	11.46	126.55	108.16
7	J	8	BCL	C3D-C4D-CHA	11.40	126.45	108.16
7	I	5	BCL	C3D-C4D-CHA	10.98	125.77	108.16
7	E	1	BCL	C3D-C4D-CHA	10.95	125.72	108.16
7	M	36	BCL	C3D-C4D-CHA	10.93	125.70	108.16
7	K	36	BCL	C3D-C4D-CHA	10.92	125.69	108.16
7	P	38	BCL	C3D-C4D-CHA	10.90	125.65	108.16
7	G	3	BCL	C3D-C4D-CHA	10.90	125.64	108.16
7	2	36	BCL	C3D-C4D-CHA	10.87	125.60	108.16
7	8	36	BCL	C3D-C4D-CHA	10.87	125.60	108.16
7	V	38	BCL	C3D-C4D-CHA	10.82	125.52	108.16
7	S	36	BCL	C3D-C4D-CHA	10.81	125.50	108.16
7	U	36	BCL	C3D-C4D-CHA	10.78	125.46	108.16
7	Y	36	BCL	C3D-C4D-CHA	10.74	125.39	108.16
7	N	11	BCL	C3D-C4D-CHA	10.72	125.36	108.16
7	6	36	BCL	C3D-C4D-CHA	10.65	125.25	108.16
7	3	38	BCL	C3D-C4D-CHA	10.57	125.12	108.16
7	G	3	BCL	C4B-NB-C1B	-10.09	97.41	107.12
7	E	1	BCL	C4B-NB-C1B	-10.02	97.47	107.12
7	V	38	BCL	C4B-NB-C1B	-10.01	97.48	107.12
7	P	38	BCL	C4D-C3D-CAD	-10.00	95.76	108.05
7	K	36	BCL	C4D-C3D-CAD	-9.99	95.77	108.05
7	U	36	BCL	C4B-NB-C1B	-9.98	97.51	107.12
7	8	36	BCL	C4B-NB-C1B	-9.93	97.56	107.12
7	Y	36	BCL	C4B-NB-C1B	-9.92	97.57	107.12
7	2	36	BCL	C4B-NB-C1B	-9.91	97.58	107.12
7	M	36	BCL	C4D-C3D-CAD	-9.88	95.90	108.05
7	I	5	BCL	C4D-C3D-CAD	-9.85	95.95	108.05
7	I	5	BCL	C4B-NB-C1B	-9.83	97.65	107.12
7	S	36	BCL	C4D-C3D-CAD	-9.82	95.98	108.05
7	G	3	BCL	C4D-C3D-CAD	-9.81	96.00	108.05
7	E	1	BCL	C4D-C3D-CAD	-9.80	96.01	108.05
7	V	38	BCL	C4D-C3D-CAD	-9.78	96.02	108.05
7	6	36	BCL	C4B-NB-C1B	-9.74	97.74	107.12
7	U	36	BCL	C4D-C3D-CAD	-9.74	96.08	108.05
7	8	36	BCL	C4D-C3D-CAD	-9.72	96.10	108.05
7	2	36	BCL	C4D-C3D-CAD	-9.70	96.13	108.05
7	S	36	BCL	C4B-NB-C1B	-9.70	97.78	107.12
7	N	11	BCL	C4D-C3D-CAD	-9.68	96.15	108.05
7	6	36	BCL	C4D-C3D-CAD	-9.68	96.15	108.05
7	3	38	BCL	C4D-C3D-CAD	-9.63	96.22	108.05
7	K	36	BCL	C4B-NB-C1B	-9.62	97.86	107.12

Continued on next page...

Continued from previous page...

Mol	Chain	Res	Type	Atoms	Z	Observed(°)	Ideal(°)
7	Y	36	BCL	C4D-C3D-CAD	-9.59	96.27	108.05
7	P	38	BCL	C4B-NB-C1B	-9.49	97.98	107.12
7	N	11	BCL	C4B-NB-C1B	-9.48	97.99	107.12
7	M	36	BCL	C4B-NB-C1B	-9.45	98.01	107.12
7	3	38	BCL	C4B-NB-C1B	-9.45	98.02	107.12
7	G	3	BCL	C3B-C4B-NB	9.41	117.79	108.64
7	V	38	BCL	C3B-C4B-NB	9.40	117.78	108.64
7	2	36	BCL	C3B-C4B-NB	9.33	117.71	108.64
7	6	36	BCL	C3B-C4B-NB	9.31	117.69	108.64
7	E	1	BCL	C3B-C4B-NB	9.19	117.57	108.64
7	Y	36	BCL	C3B-C4B-NB	9.16	117.55	108.64
7	8	36	BCL	C3B-C4B-NB	9.11	117.50	108.64
7	I	5	BCL	C3B-C4B-NB	9.11	117.50	108.64
7	3	38	BCL	C3B-C4B-NB	9.10	117.49	108.64
7	U	36	BCL	C3B-C4B-NB	9.10	117.49	108.64
7	K	36	BCL	C3B-C4B-NB	8.95	117.34	108.64
7	N	11	BCL	C3B-C4B-NB	8.92	117.31	108.64
7	P	38	BCL	C3B-C4B-NB	8.89	117.28	108.64
7	S	36	BCL	C3B-C4B-NB	8.82	117.21	108.64
7	M	36	BCL	C3B-C4B-NB	8.66	117.06	108.64
7	N	11	BCL	O2A-CGA-O1A	-8.04	105.40	122.93
7	N	11	BCL	O2A-CGA-CBA	7.93	134.96	110.50
7	I	5	BCL	O2A-CGA-O1A	-7.04	107.58	122.93
7	1	38	BCL	O2D-CGD-CBD	6.92	125.31	111.34
7	H	6	BCL	O2D-CGD-CBD	6.91	125.30	111.34
7	J	8	BCL	O2D-CGD-CBD	6.90	125.28	111.34
7	W	36	BCL	O2D-CGD-CBD	6.89	125.27	111.34
7	N	38	BCL	O2D-CGD-CBD	6.86	125.21	111.34
7	J	8	BCL	CMB-C2B-C1B	-6.85	117.93	128.46
7	L	10	BCL	O2D-CGD-CBD	6.84	125.16	111.34
7	R	38	BCL	O2D-CGD-CBD	6.82	125.12	111.34
7	3	39	BCL	O2D-CGD-CBD	6.82	125.12	111.34
7	F	4	BCL	O2D-CGD-CBD	6.79	125.05	111.34
7	Y	37	BCL	O2D-CGD-CBD	6.79	125.05	111.34
7	7	38	BCL	O2D-CGD-CBD	6.79	125.05	111.34
7	D	2	BCL	O2D-CGD-CBD	6.77	125.02	111.34
7	N	38	BCL	CMB-C2B-C1B	-6.77	118.06	128.46
7	1	38	BCL	CMB-C2B-C1B	-6.77	118.06	128.46
7	3	39	BCL	CMB-C2B-C1B	-6.76	118.07	128.46
7	L	10	BCL	CMB-C2B-C1B	-6.73	118.12	128.46
7	H	6	BCL	CMB-C2B-C1B	-6.72	118.14	128.46
7	P	39	BCL	O2D-CGD-CBD	6.72	124.91	111.34

Continued on next page...

Continued from previous page...

Mol	Chain	Res	Type	Atoms	Z	Observed(°)	Ideal(°)
7	5	38	BCL	CMB-C2B-C1B	-6.71	118.16	128.46
7	T	38	BCL	O2D-CGD-CBD	6.70	124.87	111.34
7	7	38	BCL	CMB-C2B-C1B	-6.67	118.22	128.46
7	P	39	BCL	CMB-C2B-C1B	-6.66	118.22	128.46
7	5	38	BCL	O2D-CGD-CBD	6.66	124.79	111.34
7	F	4	BCL	CMB-C2B-C1B	-6.63	118.27	128.46
7	R	38	BCL	CMB-C2B-C1B	-6.63	118.27	128.46
7	Y	37	BCL	CMB-C2B-C1B	-6.61	118.31	128.46
7	T	38	BCL	CMB-C2B-C1B	-6.59	118.33	128.46
7	D	2	BCL	CMB-C2B-C1B	-6.53	118.43	128.46
7	W	36	BCL	CMB-C2B-C1B	-6.49	118.50	128.46
7	M	36	BCL	O2A-CGA-O1A	-6.43	108.91	122.93
7	1	38	BCL	C3D-CAD-CBD	6.43	116.68	107.60
7	5	38	BCL	C3D-CAD-CBD	6.42	116.67	107.60
7	P	38	BCL	C3D-CAD-CBD	6.39	116.62	107.60
7	V	38	BCL	O2A-CGA-CBA	6.38	130.16	110.50
7	N	11	BCL	C3D-CAD-CBD	6.33	116.55	107.60
7	M	36	BCL	C3D-CAD-CBD	6.30	116.51	107.60
7	P	39	BCL	C3D-CAD-CBD	6.29	116.49	107.60
7	3	39	BCL	C3D-CAD-CBD	6.27	116.46	107.60
7	6	36	BCL	C3D-CAD-CBD	6.27	116.46	107.60
7	V	38	BCL	C3D-CAD-CBD	6.26	116.44	107.60
7	N	38	BCL	C3D-CAD-CBD	6.25	116.43	107.60
7	K	36	BCL	C3D-CAD-CBD	6.25	116.43	107.60
7	Y	37	BCL	C3D-CAD-CBD	6.24	116.42	107.60
7	S	36	BCL	C3D-CAD-CBD	6.23	116.40	107.60
7	T	38	BCL	C3D-CAD-CBD	6.21	116.38	107.60
7	U	36	BCL	C3D-CAD-CBD	6.21	116.38	107.60
7	R	38	BCL	C3D-CAD-CBD	6.16	116.31	107.60
7	D	2	BCL	C3D-CAD-CBD	6.14	116.28	107.60
7	W	36	BCL	C3D-CAD-CBD	6.14	116.28	107.60
7	E	1	BCL	C3D-CAD-CBD	6.12	116.25	107.60
7	L	10	BCL	C3D-CAD-CBD	6.11	116.24	107.60
7	I	5	BCL	C3D-CAD-CBD	6.11	116.23	107.60
7	3	38	BCL	C3D-CAD-CBD	6.11	116.23	107.60
7	F	4	BCL	C3D-CAD-CBD	6.09	116.20	107.60
7	7	38	BCL	C3D-CAD-CBD	6.09	116.20	107.60
7	2	36	BCL	C3D-CAD-CBD	6.09	116.20	107.60
7	Y	36	BCL	C3D-CAD-CBD	6.07	116.18	107.60
7	8	36	BCL	C3D-CAD-CBD	6.07	116.18	107.60
7	G	3	BCL	C3D-CAD-CBD	6.02	116.10	107.60
7	1	38	BCL	CMB-C2B-C3B	6.00	136.47	125.16

Continued on next page...

Continued from previous page...

Mol	Chain	Res	Type	Atoms	Z	Observed(°)	Ideal(°)
7	H	6	BCL	C3D-CAD-CBD	5.98	116.05	107.60
7	3	39	BCL	CMB-C2B-C3B	5.97	136.43	125.16
7	J	8	BCL	C3D-CAD-CBD	5.94	115.99	107.60
7	V	38	BCL	O2A-CGA-O1A	-5.93	110.00	122.93
7	Y	37	BCL	CMB-C2B-C3B	5.90	136.28	125.16
7	R	38	BCL	CMB-C2B-C3B	5.88	136.24	125.16
7	7	38	BCL	CMB-C2B-C3B	5.87	136.23	125.16
7	N	38	BCL	CMB-C2B-C3B	5.86	136.20	125.16
7	L	10	BCL	CMB-C2B-C3B	5.85	136.19	125.16
7	J	8	BCL	CMB-C2B-C3B	5.83	136.16	125.16
7	F	4	BCL	CMB-C2B-C3B	5.81	136.12	125.16
7	5	38	BCL	CMB-C2B-C3B	5.81	136.11	125.16
7	W	36	BCL	CMB-C2B-C3B	5.79	136.08	125.16
7	H	6	BCL	CMB-C2B-C3B	5.78	136.05	125.16
7	P	39	BCL	CMB-C2B-C3B	5.76	136.02	125.16
7	T	38	BCL	CMB-C2B-C3B	5.75	136.00	125.16
7	D	2	BCL	CMB-C2B-C3B	5.74	135.98	125.16
7	N	38	BCL	C2D-C3D-CAD	5.61	157.80	134.94
7	7	38	BCL	C2D-C3D-CAD	5.61	157.80	134.94
7	P	39	BCL	C2D-C3D-CAD	5.59	157.75	134.94
7	1	38	BCL	C2D-C3D-CAD	5.59	157.74	134.94
7	T	38	BCL	C2D-C3D-CAD	5.59	157.73	134.94
7	5	38	BCL	C2D-C3D-CAD	5.58	157.71	134.94
7	8	36	BCL	O2A-CGA-CBA	5.59	127.72	110.50
7	F	4	BCL	C2D-C3D-CAD	5.58	157.68	134.94
7	L	10	BCL	C2D-C3D-CAD	5.57	157.66	134.94
7	D	2	BCL	C2D-C3D-CAD	5.56	157.61	134.94
7	J	8	BCL	C2D-C3D-CAD	5.55	157.59	134.94
7	R	38	BCL	C2D-C3D-CAD	5.55	157.56	134.94
7	W	36	BCL	C2D-C3D-CAD	5.55	157.56	134.94
7	3	39	BCL	C2D-C3D-CAD	5.55	157.56	134.94
7	Y	37	BCL	C2D-C3D-CAD	5.54	157.51	134.94
7	H	6	BCL	C2D-C3D-CAD	5.50	157.38	134.94
7	K	36	BCL	CMD-C2D-C3D	5.46	135.46	125.16
7	G	3	BCL	CMD-C2D-C3D	5.45	135.44	125.16
7	P	38	BCL	CMD-C2D-C3D	5.38	135.30	125.16
7	I	5	BCL	CMD-C2D-C3D	5.37	135.29	125.16
7	3	38	BCL	CMD-C2D-C3D	5.37	135.28	125.16
7	Y	36	BCL	O2D-CGD-CBD	5.36	122.17	111.34
7	A	301	BCL	C3D-C4D-CHA	5.36	116.75	108.16
7	K	36	BCL	O2D-CGD-CBD	5.34	122.13	111.34
7	G	3	BCL	O2D-CGD-CBD	5.34	122.13	111.34

Continued on next page...

Continued from previous page...

Mol	Chain	Res	Type	Atoms	Z	Observed(°)	Ideal(°)
7	8	36	BCL	CMD-C2D-C3D	5.32	135.19	125.16
7	I	5	BCL	O2D-CGD-CBD	5.32	122.09	111.34
7	8	36	BCL	O2D-CGD-CBD	5.32	122.08	111.34
7	S	36	BCL	CMD-C2D-C3D	5.31	135.18	125.16
7	M	36	BCL	CMD-C2D-C3D	5.31	135.17	125.16
7	3	38	BCL	O2D-CGD-CBD	5.30	122.05	111.34
7	E	1	BCL	CMD-C2D-C3D	5.29	135.14	125.16
7	N	11	BCL	CMD-C2D-C3D	5.29	135.13	125.16
7	3	39	BCL	CAC-C3C-C4C	5.29	124.32	112.58
7	V	38	BCL	O2D-CGD-CBD	5.28	122.01	111.34
7	Y	37	BCL	CAC-C3C-C4C	5.28	124.31	112.58
7	U	36	BCL	CMD-C2D-C3D	5.28	135.11	125.16
7	1	38	BCL	CAC-C3C-C4C	5.27	124.27	112.58
7	2	36	BCL	O2D-CGD-CBD	5.25	121.95	111.34
7	T	38	BCL	CAC-C3C-C4C	5.25	124.23	112.58
7	M	36	BCL	O2D-CGD-CBD	5.24	121.93	111.34
7	5	38	BCL	CAC-C3C-C4C	5.23	124.20	112.58
7	J	8	BCL	CAC-C3C-C4C	5.23	124.20	112.58
7	P	39	BCL	CAC-C3C-C4C	5.23	124.19	112.58
7	H	6	BCL	CAC-C3C-C4C	5.23	124.19	112.58
7	6	36	BCL	O2D-CGD-CBD	5.23	121.91	111.34
7	6	36	BCL	CMD-C2D-C3D	5.23	135.02	125.16
7	N	38	BCL	CAC-C3C-C4C	5.23	124.18	112.58
7	V	38	BCL	CMD-C2D-C3D	5.21	134.98	125.16
7	S	36	BCL	O2D-CGD-CBD	5.20	121.85	111.34
7	A	301	BCL	CED-O2D-CGD	-5.19	103.63	116.00
7	E	1	BCL	O2D-CGD-CBD	5.19	121.83	111.34
7	L	10	BCL	CAC-C3C-C4C	5.17	124.06	112.58
7	W	36	BCL	CAC-C3C-C4C	5.17	124.06	112.58
7	P	38	BCL	O2D-CGD-CBD	5.17	121.78	111.34
7	U	36	BCL	O2D-CGD-CBD	5.16	121.77	111.34
7	F	4	BCL	CAC-C3C-C4C	5.16	124.04	112.58
7	2	36	BCL	CMD-C2D-C3D	5.16	134.88	125.16
7	R	38	BCL	CAC-C3C-C4C	5.15	124.02	112.58
7	Y	36	BCL	CMD-C2D-C3D	5.15	134.87	125.16
7	7	38	BCL	CAC-C3C-C4C	5.15	124.01	112.58
7	P	38	BCL	CED-O2D-CGD	5.13	128.22	116.00
7	N	11	BCL	O2D-CGD-CBD	5.08	121.59	111.34
7	D	2	BCL	CAC-C3C-C4C	5.05	123.79	112.58
7	G	3	BCL	CHC-C4B-NB	-4.98	116.25	124.70
7	I	5	BCL	CHC-C4B-NB	-4.97	116.27	124.70
7	2	36	BCL	CHC-C4B-NB	-4.93	116.33	124.70

Continued on next page...

Continued from previous page...

Mol	Chain	Res	Type	Atoms	Z	Observed(°)	Ideal(°)
7	U	36	BCL	CHC-C4B-NB	-4.92	116.35	124.70
7	K	36	BCL	CHC-C4B-NB	-4.92	116.35	124.70
7	A	301	BCL	CMB-C2B-C1B	-4.92	120.90	128.46
7	Y	36	BCL	CHC-C4B-NB	-4.89	116.40	124.70
7	E	1	BCL	CHC-C4B-NB	-4.89	116.41	124.70
7	B	303	BCL	C3D-C4D-CHA	4.88	115.98	108.16
7	6	36	BCL	CHC-C4B-NB	-4.87	116.45	124.70
7	V	38	BCL	CHC-C4B-NB	-4.86	116.46	124.70
7	S	36	BCL	O2A-CGA-O1A	-4.83	112.39	122.93
7	8	36	BCL	CHC-C4B-NB	-4.81	116.54	124.70
7	5	38	BCL	OBD-CAD-CBD	-4.75	118.77	125.94
7	A	302	BCL	C3D-C4D-CHA	4.75	115.78	108.16
7	S	36	BCL	CHC-C4B-NB	-4.74	116.65	124.70
7	N	11	BCL	CHC-C4B-NB	-4.74	116.65	124.70
7	L	10	BCL	C2C-C3C-C4C	4.74	109.24	101.62
7	M	36	BCL	CHC-C4B-NB	-4.73	116.67	124.70
7	8	36	BCL	O2A-CGA-O1A	-4.72	112.64	122.93
7	J	8	BCL	C2C-C3C-C4C	4.70	109.17	101.62
7	3	38	BCL	CHC-C4B-NB	-4.69	116.74	124.70
7	P	38	BCL	CHC-C4B-NB	-4.66	116.79	124.70
7	H	6	BCL	C2C-C3C-C4C	4.64	109.09	101.62
7	P	39	BCL	OBD-CAD-CBD	-4.63	118.95	125.94
7	D	2	BCL	C2C-C3C-C4C	4.60	109.01	101.62
7	N	38	BCL	OBD-CAD-CBD	-4.56	119.06	125.94
7	J	8	BCL	C4D-ND-C1D	-4.56	101.06	106.57
7	N	38	BCL	C2C-C3C-C4C	4.56	108.95	101.62
7	L	10	BCL	OBD-CAD-CBD	-4.54	119.08	125.94
7	P	39	BCL	C2C-C3C-C4C	4.53	108.90	101.62
7	H	6	BCL	OBD-CAD-CBD	-4.53	119.11	125.94
7	R	38	BCL	C2C-C3C-C4C	4.53	108.90	101.62
7	W	36	BCL	C2C-C3C-C4C	4.51	108.88	101.62
7	J	8	BCL	OBD-CAD-CBD	-4.51	119.13	125.94
7	R	38	BCL	OBD-CAD-CBD	-4.50	119.15	125.94
7	S	36	BCL	C2D-C3D-CAD	4.48	153.22	134.94
7	7	38	BCL	C2C-C3C-C4C	4.48	108.82	101.62
7	H	6	BCL	C4D-ND-C1D	-4.47	101.17	106.57
7	M	36	BCL	C2D-C3D-CAD	4.46	153.14	134.94
7	6	36	BCL	C2D-C3D-CAD	4.46	153.14	134.94
7	V	38	BCL	C2D-C3D-CAD	4.46	153.12	134.94
7	N	11	BCL	C2D-C3D-CAD	4.46	153.11	134.94
7	T	38	BCL	OBD-CAD-CBD	-4.46	119.21	125.94
7	P	38	BCL	C2D-C3D-CAD	4.45	153.10	134.94

Continued on next page...

Continued from previous page...

Mol	Chain	Res	Type	Atoms	Z	Observed(°)	Ideal(°)
7	2	36	BCL	C2D-C3D-CAD	4.45	153.09	134.94
7	U	36	BCL	C2D-C3D-CAD	4.44	153.05	134.94
7	F	4	BCL	C2C-C3C-C4C	4.44	108.76	101.62
7	W	36	BCL	C4D-ND-C1D	-4.44	101.20	106.57
7	Y	36	BCL	C2D-C3D-CAD	4.44	153.03	134.94
7	E	1	BCL	C2D-C3D-CAD	4.43	153.02	134.94
7	K	36	BCL	C2D-C3D-CAD	4.43	152.99	134.94
7	T	38	BCL	C2C-C3C-C4C	4.43	108.74	101.62
7	Y	37	BCL	C2C-C3C-C4C	4.43	108.74	101.62
7	F	4	BCL	C4D-ND-C1D	-4.42	101.23	106.57
7	3	38	BCL	C2D-C3D-CAD	4.42	152.96	134.94
7	F	4	BCL	OBD-CAD-CBD	-4.42	119.27	125.94
7	Y	37	BCL	C4D-ND-C1D	-4.41	101.24	106.57
7	Y	37	BCL	OBD-CAD-CBD	-4.41	119.29	125.94
7	B	304	BCL	C3D-C4D-CHA	4.41	115.23	108.16
7	G	3	BCL	C2D-C3D-CAD	4.40	152.90	134.94
7	7	38	BCL	OBD-CAD-CBD	-4.40	119.30	125.94
7	8	36	BCL	C2D-C3D-CAD	4.40	152.87	134.94
7	D	2	BCL	C4D-ND-C1D	-4.39	101.26	106.57
7	D	2	BCL	OBD-CAD-CBD	-4.39	119.31	125.94
7	I	5	BCL	C2D-C3D-CAD	4.39	152.84	134.94
7	3	39	BCL	C2C-C3C-C4C	4.39	108.68	101.62
7	3	39	BCL	OBD-CAD-CBD	-4.37	119.35	125.94
7	B	304	BCL	CAC-C3C-C2C	-4.37	103.15	114.13
7	1	38	BCL	OBD-CAD-CBD	-4.36	119.35	125.94
7	5	38	BCL	C2C-C3C-C4C	4.36	108.63	101.62
7	W	36	BCL	OBD-CAD-CBD	-4.36	119.36	125.94
7	L	10	BCL	C4D-ND-C1D	-4.35	101.31	106.57
7	T	38	BCL	C4D-ND-C1D	-4.32	101.34	106.57
7	K	36	BCL	OBD-CAD-C3D	-4.32	119.42	128.15
7	7	38	BCL	C4D-ND-C1D	-4.31	101.36	106.57
7	N	38	BCL	C4D-ND-C1D	-4.28	101.39	106.57
7	P	39	BCL	C4D-ND-C1D	-4.26	101.42	106.57
7	1	38	BCL	C4D-ND-C1D	-4.26	101.42	106.57
7	1	38	BCL	C2C-C3C-C4C	4.25	108.46	101.62
7	R	38	BCL	C4D-ND-C1D	-4.25	101.44	106.57
7	1	38	BCL	O2D-CGD-O1D	-4.22	115.32	123.79
7	M	36	BCL	OBD-CAD-C3D	-4.21	119.65	128.15
7	3	39	BCL	C4D-ND-C1D	-4.20	101.49	106.57
7	P	38	BCL	OBD-CAD-C3D	-4.19	119.69	128.15
7	U	36	BCL	OBD-CAD-C3D	-4.18	119.69	128.15
7	S	36	BCL	OBD-CAD-C3D	-4.17	119.73	128.15

Continued on next page...

Continued from previous page...

Mol	Chain	Res	Type	Atoms	Z	Observed(°)	Ideal(°)
7	3	39	BCL	O2D-CGD-O1D	-4.17	115.42	123.79
7	B	303	BCL	CMB-C2B-C1B	-4.16	122.07	128.46
7	V	38	BCL	OBD-CAD-C3D	-4.16	119.74	128.15
7	W	36	BCL	O2D-CGD-O1D	-4.15	115.46	123.79
7	G	3	BCL	OBD-CAD-C3D	-4.14	119.78	128.15
7	6	36	BCL	CMB-C2B-C1B	-4.14	122.10	128.46
7	L	10	BCL	O2D-CGD-O1D	-4.13	115.49	123.79
7	K	36	BCL	C1D-C2D-C3D	-4.12	102.94	106.97
7	R	38	BCL	O2D-CGD-O1D	-4.12	115.52	123.79
7	I	5	BCL	OBD-CAD-C3D	-4.09	119.89	128.15
7	E	1	BCL	OBD-CAD-C3D	-4.07	119.93	128.15
7	3	38	BCL	CMB-C2B-C1B	-4.07	122.21	128.46
7	J	8	BCL	CBD-CHA-C1A	4.07	134.09	128.77
7	N	11	BCL	OBD-CAD-C3D	-4.07	119.93	128.15
7	P	39	BCL	O2D-CGD-O1D	-4.06	115.64	123.79
7	N	11	BCL	CMB-C2B-C1B	-4.05	122.23	128.46
7	G	3	BCL	C1D-C2D-C3D	-4.05	103.00	106.97
7	N	38	BCL	O2D-CGD-O1D	-4.04	115.67	123.79
7	Y	36	BCL	OBD-CAD-C3D	-4.04	119.98	128.15
7	J	8	BCL	O2D-CGD-O1D	-4.04	115.68	123.79
7	T	38	BCL	O2D-CGD-O1D	-4.03	115.69	123.79
7	Y	37	BCL	O2D-CGD-O1D	-4.03	115.70	123.79
7	5	38	BCL	C4D-ND-C1D	-4.02	101.71	106.57
7	B	303	BCL	CGD-CBD-CHA	-4.02	104.34	113.65
7	2	36	BCL	CMB-C2B-C1B	-4.01	122.30	128.46
7	Y	36	BCL	CMB-C2B-C1B	-4.01	122.30	128.46
7	2	36	BCL	OBD-CAD-C3D	-4.00	120.07	128.15
7	I	5	BCL	C1D-C2D-C3D	-4.00	103.05	106.97
7	M	36	BCL	CMB-C2B-C1B	-4.00	122.32	128.46
7	S	36	BCL	CMB-C2B-C1B	-3.99	122.33	128.46
7	H	6	BCL	CBD-CHA-C1A	3.99	133.98	128.77
7	I	5	BCL	CMB-C2B-C1B	-3.98	122.34	128.46
7	U	36	BCL	CMB-C2B-C1B	-3.98	122.35	128.46
7	3	38	BCL	CAC-C3C-C4C	3.98	121.42	112.58
7	K	36	BCL	CMB-C2B-C1B	-3.98	122.35	128.46
7	K	36	BCL	CAC-C3C-C4C	3.98	121.42	112.58
7	H	6	BCL	O2D-CGD-O1D	-3.97	115.81	123.79
7	3	38	BCL	OBD-CAD-C3D	-3.97	120.12	128.15
7	F	4	BCL	CBD-CHA-C1A	3.97	133.96	128.77
7	E	1	BCL	CAC-C3C-C4C	3.97	121.40	112.58
7	7	38	BCL	O2D-CGD-O1D	-3.97	115.82	123.79
7	I	5	BCL	CAC-C3C-C4C	3.97	121.39	112.58

Continued on next page...

Continued from previous page...

Mol	Chain	Res	Type	Atoms	Z	Observed(°)	Ideal(°)
7	A	302	BCL	CGD-CBD-CHA	3.97	122.85	113.65
7	M	36	BCL	CAC-C3C-C4C	3.97	121.39	112.58
7	8	36	BCL	OBD-CAD-C3D	-3.96	120.15	128.15
7	3	39	BCL	CBD-CHA-C1A	3.95	133.93	128.77
7	P	38	BCL	CMB-C2B-C1B	-3.95	122.40	128.46
7	P	38	BCL	C1D-C2D-C3D	-3.94	103.11	106.97
8	A	401	BPH	C3D-CAD-CBD	-3.94	102.02	107.60
7	N	11	BCL	CAC-C3C-C4C	3.93	121.31	112.58
7	6	36	BCL	CAC-C3C-C4C	3.93	121.31	112.58
7	E	1	BCL	O2A-CGA-CBA	3.93	122.61	110.50
7	6	36	BCL	OBD-CAD-C3D	-3.92	120.24	128.15
7	8	36	BCL	CMB-C2B-C1B	-3.91	122.45	128.46
7	5	38	BCL	O2D-CGD-O1D	-3.91	115.94	123.79
7	E	1	BCL	CMB-C2B-C1B	-3.91	122.45	128.46
7	P	38	BCL	CAC-C3C-C4C	3.91	121.27	112.58
7	D	2	BCL	O2D-CGD-O1D	-3.91	115.94	123.79
7	G	3	BCL	CMB-C2B-C1B	-3.91	122.46	128.46
7	V	38	BCL	CMB-C2B-C1B	-3.90	122.47	128.46
7	U	36	BCL	C1D-C2D-C3D	-3.89	103.16	106.97
7	M	36	BCL	C1D-C2D-C3D	-3.89	103.16	106.97
7	F	4	BCL	O2D-CGD-O1D	-3.89	115.98	123.79
7	Y	36	BCL	CAC-C3C-C4C	3.88	121.20	112.58
7	T	38	BCL	CBD-CHA-C1A	3.87	133.83	128.77
7	V	38	BCL	C1D-C2D-C3D	-3.86	103.19	106.97
7	Y	37	BCL	CBD-CHA-C1A	3.86	133.82	128.77
7	5	38	BCL	CGD-CBD-CAD	3.86	123.74	110.79
7	G	3	BCL	CAC-C3C-C4C	3.86	121.15	112.58
7	S	36	BCL	CAC-C3C-C4C	3.86	121.14	112.58
7	W	36	BCL	CBD-CHA-C1A	3.86	133.81	128.77
7	P	39	BCL	CBD-CHA-C1A	3.84	133.78	128.77
7	U	36	BCL	CAC-C3C-C4C	3.84	121.10	112.58
7	L	10	BCL	CBD-CHA-C1A	3.82	133.77	128.77
7	2	36	BCL	CAC-C3C-C4C	3.82	121.07	112.58
7	7	38	BCL	CGD-CBD-CAD	3.82	123.62	110.79
7	8	36	BCL	CAC-C3C-C4C	3.82	121.06	112.58
7	V	38	BCL	CAC-C3C-C4C	3.81	121.05	112.58
7	W	36	BCL	CGD-CBD-CAD	3.81	123.60	110.79
7	1	38	BCL	CBD-CHA-C1A	3.81	133.75	128.77
7	N	38	BCL	CBD-CHA-C1A	3.80	133.73	128.77
7	E	1	BCL	C1D-C2D-C3D	-3.79	103.25	106.97
7	T	38	BCL	CGD-CBD-CAD	3.79	123.52	110.79
7	P	39	BCL	CGD-CBD-CAD	3.79	123.50	110.79

Continued on next page...

Continued from previous page...

Mol	Chain	Res	Type	Atoms	Z	Observed(°)	Ideal(°)
7	7	38	BCL	CBD-CHA-C1A	3.79	133.72	128.77
7	D	2	BCL	CGD-CBD-CAD	3.78	123.49	110.79
7	D	2	BCL	CBD-CHA-C1A	3.77	133.69	128.77
7	R	38	BCL	CBD-CHA-C1A	3.77	133.69	128.77
7	R	38	BCL	CGD-CBD-CAD	3.76	123.42	110.79
7	F	4	BCL	CGD-CBD-CAD	3.75	123.39	110.79
7	Y	37	BCL	CGD-CBD-CAD	3.74	123.33	110.79
7	Y	36	BCL	C1D-C2D-C3D	-3.74	103.31	106.97
7	8	36	BCL	C1D-C2D-C3D	-3.73	103.31	106.97
7	3	39	BCL	CGD-CBD-CAD	3.73	123.30	110.79
7	1	38	BCL	CGD-CBD-CAD	3.73	123.30	110.79
7	2	36	BCL	O2A-CGA-CBA	3.72	121.98	110.50
7	N	38	BCL	CGD-CBD-CAD	3.72	123.28	110.79
7	H	6	BCL	CGD-CBD-CAD	3.72	123.27	110.79
7	N	11	BCL	C1D-C2D-C3D	-3.72	103.33	106.97
7	B	304	BCL	CAA-C2A-C3A	-3.70	104.05	113.32
7	L	10	BCL	C4B-CHC-C1C	-3.70	122.79	130.12
8	A	401	BPH	CMB-C2B-C1B	-3.68	122.87	128.49
7	J	8	BCL	C4B-CHC-C1C	-3.66	122.86	130.12
7	S	36	BCL	C1D-C2D-C3D	-3.65	103.39	106.97
8	B	402	BPH	CMB-C2B-C1B	-3.65	122.91	128.49
7	H	6	BCL	C4B-CHC-C1C	-3.65	122.89	130.12
7	3	38	BCL	C1D-C2D-C3D	-3.64	103.40	106.97
7	W	36	BCL	C4D-CHA-CBD	-3.64	100.90	109.45
7	L	10	BCL	CGD-CBD-CAD	3.63	123.00	110.79
7	5	38	BCL	CBD-CHA-C1A	3.63	133.51	128.77
8	A	401	BPH	C1-C2-C3	-3.63	119.93	126.23
7	2	36	BCL	C1D-C2D-C3D	-3.63	103.42	106.97
7	B	304	BCL	C2B-C1B-NB	-3.62	107.08	109.50
7	V	38	BCL	O1D-CGD-CBD	-3.62	117.06	124.45
7	F	4	BCL	C4D-CHA-CBD	-3.62	100.96	109.45
7	K	36	BCL	O1D-CGD-CBD	-3.62	117.06	124.45
7	A	301	BCL	C2C-C1C-NC	3.61	115.18	110.81
7	3	39	BCL	C4D-CHA-CBD	-3.59	101.01	109.45
7	1	38	BCL	C4D-CHA-CBD	-3.59	101.03	109.45
7	P	39	BCL	C4B-CHC-C1C	-3.59	123.02	130.12
7	Y	37	BCL	C4D-CHA-CBD	-3.57	101.07	109.45
7	8	36	BCL	CBC-CAC-C3C	3.56	122.32	113.58
7	R	38	BCL	C4B-CHC-C1C	-3.55	123.08	130.12
7	T	38	BCL	C4B-CHC-C1C	-3.55	123.08	130.12
7	S	36	BCL	O1D-CGD-CBD	-3.55	117.19	124.45
7	8	36	BCL	O1D-CGD-CBD	-3.55	117.20	124.45

Continued on next page...

Continued from previous page...

Mol	Chain	Res	Type	Atoms	Z	Observed(°)	Ideal(°)
7	M	36	BCL	O1D-CGD-CBD	-3.55	117.21	124.45
7	J	8	BCL	CGD-CBD-CAD	3.55	122.69	110.79
7	G	3	BCL	O1D-CGD-CBD	-3.54	117.23	124.45
7	T	38	BCL	C4D-CHA-CBD	-3.53	101.16	109.45
7	A	301	BCL	C1-O2A-CGA	3.52	127.25	117.00
7	N	38	BCL	C4B-CHC-C1C	-3.52	123.14	130.12
7	B	304	BCL	C2C-C1C-NC	3.52	115.06	110.81
7	I	5	BCL	O1D-CGD-CBD	-3.51	117.28	124.45
7	B	303	BCL	O2A-C1-C2	3.50	116.13	108.12
7	5	38	BCL	C4B-CHC-C1C	-3.50	123.19	130.12
7	E	1	BCL	O1D-CGD-CBD	-3.49	117.32	124.45
7	6	36	BCL	C1D-C2D-C3D	-3.49	103.55	106.97
7	P	38	BCL	O1D-CGD-CBD	-3.49	117.33	124.45
7	D	2	BCL	C4D-CHA-CBD	-3.49	101.26	109.45
7	J	8	BCL	C4D-CHA-CBD	-3.48	101.27	109.45
7	2	36	BCL	O1D-CGD-CBD	-3.48	117.34	124.45
7	6	36	BCL	CBC-CAC-C3C	3.48	122.12	113.58
7	U	36	BCL	O1D-CGD-CBD	-3.48	117.35	124.45
7	N	11	BCL	O1D-CGD-CBD	-3.48	117.35	124.45
7	3	39	BCL	C4B-CHC-C1C	-3.48	123.23	130.12
7	3	38	BCL	O2A-CGA-O1A	-3.48	115.35	122.93
7	Y	36	BCL	O1D-CGD-CBD	-3.47	117.36	124.45
7	H	6	BCL	C4D-CHA-CBD	-3.47	101.31	109.45
7	D	2	BCL	C4B-CHC-C1C	-3.47	123.25	130.12
7	R	38	BCL	C4D-CHA-CBD	-3.46	101.33	109.45
7	6	36	BCL	O1D-CGD-CBD	-3.46	117.39	124.45
7	5	38	BCL	C4D-CHA-CBD	-3.45	101.34	109.45
7	A	301	BCL	CAA-C2A-C3A	-3.45	104.69	113.32
7	7	38	BCL	C4D-CHA-CBD	-3.45	101.35	109.45
7	F	4	BCL	C4B-CHC-C1C	-3.44	123.30	130.12
7	L	10	BCL	C4D-CHA-CBD	-3.44	101.38	109.45
7	P	38	BCL	CBC-CAC-C3C	3.43	122.00	113.58
7	N	38	BCL	C4D-CHA-CBD	-3.42	101.42	109.45
7	3	39	BCL	C3A-C4A-NA	3.41	114.94	110.81
7	P	39	BCL	C4D-CHA-CBD	-3.40	101.45	109.45
7	W	36	BCL	C4B-CHC-C1C	-3.39	123.40	130.12
7	3	39	BCL	C4B-C3B-CAB	-3.39	112.24	127.09
7	3	38	BCL	O1D-CGD-CBD	-3.39	117.53	124.45
7	7	38	BCL	C4B-CHC-C1C	-3.38	123.42	130.12
7	G	3	BCL	CBC-CAC-C3C	3.38	121.89	113.58
7	1	38	BCL	C4B-CHC-C1C	-3.38	123.43	130.12
7	A	301	BCL	C3D-CAD-CBD	-3.37	102.83	107.60

Continued on next page...

Continued from previous page...

Mol	Chain	Res	Type	Atoms	Z	Observed(°)	Ideal(°)
7	1	38	BCL	C4B-C3B-CAB	-3.37	112.31	127.09
7	A	301	BCL	C5-C3-C2	3.37	127.54	121.06
7	Y	37	BCL	C4B-CHC-C1C	-3.36	123.45	130.12
7	1	38	BCL	C3A-C4A-NA	3.36	114.88	110.81
7	5	38	BCL	C4B-C3B-CAB	-3.36	112.36	127.09
7	U	36	BCL	CBC-CAC-C3C	3.36	121.83	113.58
7	5	38	BCL	C3A-C4A-NA	3.36	114.87	110.81
7	B	304	BCL	CMB-C2B-C1B	-3.36	123.30	128.46
7	L	10	BCL	C4B-C3B-CAB	-3.35	112.40	127.09
7	W	36	BCL	C4B-C3B-CAB	-3.35	112.40	127.09
7	E	1	BCL	CBC-CAC-C3C	3.35	121.80	113.58
7	N	11	BCL	CBC-CAC-C3C	3.35	121.80	113.58
7	S	36	BCL	CBC-CAC-C3C	3.34	121.79	113.58
7	3	38	BCL	CBC-CAC-C3C	3.34	121.79	113.58
7	Y	37	BCL	C3A-C4A-NA	3.34	114.85	110.81
7	N	38	BCL	C4B-C3B-CAB	-3.34	112.44	127.09
7	R	38	BCL	C4B-C3B-CAB	-3.34	112.44	127.09
7	7	38	BCL	C4B-C3B-CAB	-3.34	112.44	127.09
7	Y	37	BCL	C4B-C3B-CAB	-3.34	112.47	127.09
7	2	36	BCL	CBC-CAC-C3C	3.33	121.76	113.58
7	P	39	BCL	C4B-C3B-CAB	-3.32	112.52	127.09
7	A	301	BCL	C4-C3-C2	-3.32	116.90	123.52
7	6	36	BCL	O2A-CGA-CBA	3.32	120.75	110.50
7	D	2	BCL	C4B-C3B-CAB	-3.32	112.53	127.09
7	R	38	BCL	C3A-C4A-NA	3.32	114.83	110.81
7	V	38	BCL	CBC-CAC-C3C	3.32	121.72	113.58
7	B	304	BCL	C4B-NB-C1B	3.31	110.31	107.12
7	J	8	BCL	C4B-C3B-CAB	-3.31	112.57	127.09
7	I	5	BCL	O1A-CGA-CBA	3.31	137.20	123.78
7	V	38	BCL	CED-O2D-CGD	3.31	123.88	116.00
7	H	6	BCL	C4B-C3B-CAB	-3.29	112.67	127.09
7	T	38	BCL	C4B-C3B-CAB	-3.28	112.70	127.09
7	F	4	BCL	C4B-C3B-CAB	-3.27	112.74	127.09
7	P	39	BCL	C3A-C4A-NA	3.27	114.77	110.81
7	I	5	BCL	C4D-CHA-CBD	-3.26	101.80	109.45
7	B	303	BCL	C2B-C1B-NB	-3.25	107.32	109.50
7	T	38	BCL	C3A-C4A-NA	3.25	114.75	110.81
7	W	36	BCL	CAA-C2A-C1A	-3.25	103.89	112.51
7	I	5	BCL	CBC-CAC-C3C	3.25	121.56	113.58
7	K	36	BCL	CBC-CAC-C3C	3.25	121.57	113.58
7	E	1	BCL	C4D-CHA-CBD	-3.24	101.83	109.45
7	G	3	BCL	C4D-CHA-CBD	-3.24	101.84	109.45

Continued on next page...

Continued from previous page...

Mol	Chain	Res	Type	Atoms	Z	Observed(°)	Ideal(°)
7	2	36	BCL	C4D-CHA-CBD	-3.22	101.88	109.45
7	M	36	BCL	CBC-CAC-C3C	3.22	121.49	113.58
7	T	38	BCL	CAA-C2A-C1A	-3.22	103.98	112.51
7	A	302	BCL	CAA-C2A-C3A	-3.21	105.28	113.32
7	Y	36	BCL	CBC-CAC-C3C	3.21	121.46	113.58
7	J	8	BCL	C2A-C1A-CHA	-3.21	118.03	123.87
7	M	36	BCL	C4D-CHA-CBD	-3.20	101.94	109.45
7	A	301	BCL	C2B-C1B-NB	-3.20	107.36	109.50
7	R	38	BCL	CAA-C2A-C1A	-3.19	104.05	112.51
7	K	36	BCL	C4D-CHA-CBD	-3.19	101.96	109.45
7	V	38	BCL	C4D-CHA-CBD	-3.18	101.98	109.45
7	Y	37	BCL	CAA-C2A-C1A	-3.17	104.10	112.51
7	U	36	BCL	C4D-CHA-CBD	-3.17	102.00	109.45
7	2	36	BCL	C4B-C3B-C2B	-3.17	103.13	106.97
7	W	36	BCL	C3A-C4A-NA	3.17	114.65	110.81
7	6	36	BCL	C4B-C3B-C2B	-3.17	103.13	106.97
8	A	401	BPH	CGD-CBD-CHA	3.17	121.00	113.65
7	L	10	BCL	C3A-C4A-NA	3.15	114.63	110.81
7	L	10	BCL	C2A-C1A-CHA	-3.15	118.14	123.87
7	P	39	BCL	CAA-C2A-C1A	-3.15	104.16	112.51
7	5	38	BCL	CAA-C2A-C1A	-3.15	104.16	112.51
7	7	38	BCL	C3A-C4A-NA	3.15	114.62	110.81
7	1	38	BCL	CAA-C2A-C1A	-3.15	104.17	112.51
7	N	38	BCL	C2A-C1A-CHA	-3.15	118.14	123.87
7	J	8	BCL	C2B-C3B-CAB	3.14	138.16	127.43
7	M	36	BCL	O1A-CGA-CBA	3.14	136.52	123.78
7	P	39	BCL	C2A-C1A-CHA	-3.14	118.16	123.87
7	H	6	BCL	C2A-C1A-CHA	-3.14	118.16	123.87
7	3	38	BCL	C4B-C3B-C2B	-3.14	103.17	106.97
7	S	36	BCL	C4D-CHA-CBD	-3.13	102.09	109.45
7	Y	36	BCL	C4D-CHA-CBD	-3.13	102.10	109.45
7	L	10	BCL	C2A-C1A-NA	3.13	115.33	111.33
7	H	6	BCL	C2B-C3B-CAB	3.13	138.10	127.43
7	D	2	BCL	CAA-C2A-C1A	-3.12	104.23	112.51
7	N	38	BCL	C3A-C4A-NA	3.12	114.59	110.81
7	P	39	BCL	C2A-C1A-NA	3.12	115.33	111.33
7	A	301	BCL	C4D-CHA-CBD	-3.12	102.13	109.45
7	N	38	BCL	C2A-C1A-NA	3.12	115.32	111.33
7	K	36	BCL	C4D-C3D-C2D	3.12	110.95	107.17
8	B	402	BPH	CAA-C2A-C3A	-3.11	105.53	113.32
7	P	39	BCL	C2B-C3B-CAB	3.11	138.04	127.43
7	F	4	BCL	C3A-C4A-NA	3.11	114.57	110.81

Continued on next page...

Continued from previous page...

Mol	Chain	Res	Type	Atoms	Z	Observed(°)	Ideal(°)
7	N	11	BCL	C4D-CHA-CBD	-3.11	102.16	109.45
7	5	38	BCL	C2B-C3B-CAB	3.10	138.03	127.43
7	7	38	BCL	C2A-C1A-CHA	-3.09	118.24	123.87
7	N	38	BCL	C2B-C3B-CAB	3.09	137.99	127.43
7	D	2	BCL	C3A-C4A-NA	3.09	114.55	110.81
7	N	38	BCL	CAA-C2A-C1A	-3.09	104.33	112.51
7	8	36	BCL	C4D-CHA-CBD	-3.09	102.20	109.45
8	A	401	BPH	C4D-CHA-CBD	-3.09	102.50	109.47
7	L	10	BCL	C2B-C3B-CAB	3.08	137.95	127.43
7	L	10	BCL	CAA-C2A-C1A	-3.08	104.35	112.51
7	3	39	BCL	CAA-C2A-C1A	-3.08	104.35	112.51
7	I	5	BCL	C4D-C3D-C2D	3.08	110.90	107.17
7	A	301	BCL	OBB-CAB-C3B	3.07	125.07	120.08
7	D	2	BCL	C2B-C3B-CAB	3.07	137.90	127.43
7	2	36	BCL	CED-O2D-CGD	3.07	123.30	116.00
7	3	39	BCL	C2B-C3B-CAB	3.06	137.88	127.43
7	1	38	BCL	C2B-C3B-CAB	3.06	137.88	127.43
7	V	38	BCL	C4B-C3B-C2B	-3.06	103.27	106.97
7	T	38	BCL	C2B-C3B-CAB	3.06	137.87	127.43
7	F	4	BCL	CAA-C2A-C1A	-3.06	104.41	112.51
7	R	38	BCL	C2B-C3B-CAB	3.06	137.86	127.43
7	P	38	BCL	C4D-CHA-CBD	-3.05	102.29	109.45
7	7	38	BCL	CAA-C2A-C1A	-3.05	104.44	112.51
7	3	39	BCL	C2A-C1A-CHA	-3.04	118.33	123.87
7	A	302	BCL	CMB-C2B-C1B	-3.04	123.79	128.46
7	7	38	BCL	C2B-C3B-CAB	3.04	137.80	127.43
7	H	6	BCL	CAA-C2A-C1A	-3.03	104.48	112.51
7	R	38	BCL	C2A-C1A-CHA	-3.03	118.35	123.87
7	W	36	BCL	C2B-C3B-CAB	3.03	137.78	127.43
7	P	38	BCL	C4D-C3D-C2D	3.03	110.84	107.17
7	6	36	BCL	C4D-CHA-CBD	-3.03	102.34	109.45
7	Y	37	BCL	C2B-C3B-CAB	3.02	137.74	127.43
7	Y	37	BCL	C2A-C1A-CHA	-3.02	118.38	123.87
7	F	4	BCL	C2A-C1A-CHA	-3.01	118.38	123.87
7	D	2	BCL	C2A-C1A-CHA	-3.02	118.38	123.87
7	T	38	BCL	C2A-C1A-CHA	-3.01	118.39	123.87
7	I	5	BCL	CHB-C4A-NA	3.00	128.56	124.38
7	5	38	BCL	C2A-C1A-NA	2.99	115.16	111.33
7	G	3	BCL	C4D-C3D-C2D	2.99	110.80	107.17
7	A	301	BCL	CMB-C2B-C3B	2.99	130.79	125.16
7	H	6	BCL	C2A-C1A-NA	2.99	115.16	111.33
7	B	304	BCL	C4-C3-C5	2.99	119.92	115.39

Continued on next page...

Continued from previous page...

Mol	Chain	Res	Type	Atoms	Z	Observed(°)	Ideal(°)
7	F	4	BCL	C2B-C3B-CAB	2.98	137.61	127.43
7	Y	36	BCL	C4B-C3B-C2B	-2.98	103.36	106.97
7	7	38	BCL	C2A-C1A-NA	2.98	115.15	111.33
7	3	38	BCL	C4D-CHA-CBD	-2.98	102.46	109.45
7	G	3	BCL	C4B-C3B-C2B	-2.97	103.38	106.97
7	8	36	BCL	C4D-C3D-C2D	2.97	110.77	107.17
7	K	36	BCL	CED-O2D-CGD	2.97	123.07	116.00
7	5	38	BCL	C2A-C1A-CHA	-2.96	118.48	123.87
7	R	38	BCL	C2A-C1A-NA	2.96	115.12	111.33
7	N	11	BCL	C4B-C3B-C2B	-2.94	103.41	106.97
7	W	36	BCL	C2A-C1A-CHA	-2.94	118.51	123.87
7	J	8	BCL	CAA-C2A-C1A	-2.94	104.71	112.51
7	1	38	BCL	C2A-C1A-CHA	-2.94	118.51	123.87
7	H	6	BCL	C3A-C4A-NA	2.93	114.36	110.81
7	D	2	BCL	C2A-C1A-NA	2.93	115.08	111.33
7	Y	36	BCL	CHB-C4A-NA	2.93	128.47	124.38
7	E	1	BCL	C4D-C3D-C2D	2.92	110.71	107.17
7	B	303	BCL	CAC-C3C-C2C	-2.90	106.83	114.13
7	8	36	BCL	C4B-C3B-C2B	-2.91	103.45	106.97
7	E	1	BCL	C4B-C3B-C2B	-2.90	103.46	106.97
7	J	8	BCL	CGD-CBD-CHA	2.90	120.39	113.65
7	N	38	BCL	CGD-CBD-CHA	2.90	120.38	113.65
7	J	8	BCL	C2A-C1A-NA	2.90	115.04	111.33
7	L	10	BCL	CGD-CBD-CHA	2.89	120.36	113.65
7	5	38	BCL	C1C-NC-C4C	-2.89	104.58	107.45
7	M	36	BCL	C4D-C3D-C2D	2.87	110.65	107.17
7	P	38	BCL	C4B-C3B-C2B	-2.87	103.49	106.97
7	G	3	BCL	CHB-C4A-NA	2.87	128.39	124.38
7	T	38	BCL	C2A-C1A-NA	2.87	115.00	111.33
7	M	36	BCL	CHB-C4A-NA	2.87	128.38	124.38
7	V	38	BCL	CHB-C4A-NA	2.86	128.38	124.38
7	1	38	BCL	C2A-C1A-NA	2.86	115.00	111.33
7	A	302	BCL	CHA-C1A-NA	-2.86	119.12	126.00
7	K	36	BCL	C4B-C3B-C2B	-2.86	103.51	106.97
7	3	39	BCL	C2A-C1A-NA	2.86	114.99	111.33
7	7	38	BCL	C1C-NC-C4C	-2.85	104.61	107.45
7	U	36	BCL	CHB-C4A-NA	2.85	128.35	124.38
7	F	4	BCL	C2A-C1A-NA	2.85	114.98	111.33
7	Y	37	BCL	C2A-C1A-NA	2.85	114.98	111.33
7	A	301	BCL	C4B-NB-C1B	2.85	109.86	107.12
8	B	402	BPH	O2A-CGA-O1A	-2.84	116.05	123.48
7	W	36	BCL	C2A-C1A-NA	2.84	114.97	111.33

Continued on next page...

Continued from previous page...

Mol	Chain	Res	Type	Atoms	Z	Observed(°)	Ideal(°)
7	2	36	BCL	CHB-C4A-NA	2.84	128.34	124.38
7	J	8	BCL	C3A-C4A-NA	2.84	114.24	110.81
7	V	38	BCL	C4D-C3D-C2D	2.81	110.58	107.17
8	A	401	BPH	CAA-C2A-C3A	-2.81	106.28	113.32
7	U	36	BCL	C4D-C3D-C2D	2.81	110.58	107.17
7	H	6	BCL	CGD-CBD-CHA	2.81	120.17	113.65
7	R	38	BCL	CGD-CBD-CHA	2.81	120.17	113.65
7	P	38	BCL	CHB-C4A-NA	2.81	128.30	124.38
7	P	39	BCL	CGD-CBD-CHA	2.81	120.16	113.65
7	A	301	BCL	OB B-CAB-CBB	-2.80	113.29	120.12
7	S	36	BCL	C4D-C3D-C2D	2.79	110.56	107.17
7	A	302	BCL	C2C-C1C-NC	2.79	114.18	110.81
7	1	38	BCL	CGD-CBD-CHA	2.79	120.12	113.65
7	S	36	BCL	CHB-C4A-NA	2.79	128.27	124.38
7	B	304	BCL	OB D-CAD-CBD	-2.78	121.74	125.94
7	I	5	BCL	C4B-C3B-C2B	-2.77	103.62	106.97
7	M	36	BCL	C4B-C3B-C2B	-2.77	103.62	106.97
7	1	38	BCL	C1C-NC-C4C	-2.77	104.70	107.45
7	S	36	BCL	CMB-C2B-C3B	2.76	130.36	125.16
7	Y	37	BCL	CGD-CBD-CHA	2.76	120.05	113.65
7	3	39	BCL	CGD-CBD-CHA	2.76	120.04	113.65
7	3	38	BCL	C4D-C3D-C2D	2.75	110.51	107.17
7	U	36	BCL	C4B-C3B-C2B	-2.75	103.65	106.97
7	2	36	BCL	C4D-C3D-C2D	2.73	110.48	107.17
7	V	38	BCL	CMA-C3A-C4A	-2.73	103.69	112.40
7	U	36	BCL	CMB-C2B-C3B	2.72	130.29	125.16
7	3	38	BCL	CHB-C4A-NA	2.72	128.18	124.38
7	H	6	BCL	O1D-CGD-CBD	-2.72	118.89	124.45
7	N	11	BCL	CAA-CBA-CGA	2.72	121.26	113.24
7	N	11	BCL	C4D-C3D-C2D	2.72	110.47	107.17
7	5	38	BCL	CGD-CBD-CHA	2.72	119.95	113.65
7	3	39	BCL	C1C-NC-C4C	-2.72	104.75	107.45
7	I	5	BCL	CMB-C2B-C3B	2.71	130.28	125.16
7	E	1	BCL	CHB-C4A-NA	2.71	128.16	124.38
7	S	36	BCL	CMA-C3A-C4A	-2.71	103.74	112.40
7	K	36	BCL	CAA-CBA-CGA	2.70	121.21	113.24
7	B	303	BCL	C4B-NB-C1B	2.69	109.71	107.12
7	N	11	BCL	CHB-C4A-NA	2.69	128.13	124.38
7	B	303	BCL	C3A-C4A-NA	2.69	114.06	110.81
7	F	4	BCL	O1D-CGD-CBD	-2.68	118.97	124.45
7	U	36	BCL	CMA-C3A-C4A	-2.68	103.83	112.40
8	B	402	BPH	CAC-C3C-C2C	2.68	120.87	114.13

Continued on next page...

Continued from previous page...

Mol	Chain	Res	Type	Atoms	Z	Observed(°)	Ideal(°)
7	M	36	BCL	CED-O2D-CGD	2.68	122.39	116.00
7	K	36	BCL	CMB-C2B-C3B	2.67	130.20	125.16
7	N	11	BCL	CMB-C2B-C3B	2.67	130.19	125.16
7	5	38	BCL	CHB-C4A-NA	-2.66	120.66	124.38
7	Y	36	BCL	CAA-CBA-CGA	2.67	121.10	113.24
7	6	36	BCL	C4D-C3D-C2D	2.66	110.40	107.17
7	T	38	BCL	CGD-CBD-CHA	2.66	119.82	113.65
7	Y	36	BCL	C4D-C3D-C2D	2.66	110.39	107.17
7	P	38	BCL	CMA-C3A-C4A	-2.66	103.90	112.40
7	D	2	BCL	CGD-CBD-CHA	2.66	119.81	113.65
7	A	302	BCL	C2B-C1B-NB	-2.66	107.72	109.50
7	E	1	BCL	CMB-C2B-C3B	2.66	130.17	125.16
7	Y	37	BCL	C2D-C1D-ND	2.66	112.59	109.56
7	N	11	BCL	CMA-C3A-C4A	-2.66	103.91	112.40
7	P	38	BCL	CMB-C2B-C3B	2.65	130.16	125.16
7	D	2	BCL	O1D-CGD-CBD	-2.65	119.03	124.45
7	M	36	BCL	CAA-CBA-CGA	2.65	121.06	113.24
7	J	8	BCL	O1D-CGD-CBD	-2.65	119.03	124.45
7	2	36	BCL	CMA-C3A-C4A	-2.65	103.93	112.40
7	G	3	BCL	CAA-CBA-CGA	2.65	121.06	113.24
7	W	36	BCL	CGD-CBD-CHA	2.65	119.80	113.65
7	S	36	BCL	C4B-C3B-C2B	-2.65	103.77	106.97
7	F	4	BCL	CGD-CBD-CHA	2.65	119.79	113.65
7	7	38	BCL	CGD-CBD-CHA	2.65	119.79	113.65
7	M	36	BCL	CMB-C2B-C3B	2.64	130.14	125.16
7	A	301	BCL	OBD-CAD-C3D	2.64	133.49	128.15
7	E	1	BCL	CAA-CBA-CGA	2.64	121.03	113.24
7	L	10	BCL	CHB-C4A-NA	-2.64	120.69	124.38
7	P	38	BCL	CAA-CBA-CGA	2.64	121.02	113.24
7	Y	36	BCL	CMA-C3A-C4A	-2.63	103.98	112.40
7	K	36	BCL	CHB-C4A-NA	2.63	128.06	124.38
7	L	10	BCL	C2D-C1D-ND	2.63	112.56	109.56
7	A	302	BCL	CAC-C3C-C2C	-2.63	107.52	114.13
7	2	36	BCL	CAA-CBA-CGA	2.63	121.00	113.24
7	N	38	BCL	C1C-NC-C4C	-2.63	104.84	107.45
7	V	38	BCL	CMB-C2B-C3B	2.62	130.10	125.16
8	A	401	BPH	O1D-CGD-CBD	2.62	129.81	124.45
7	R	38	BCL	CHB-C4A-NA	-2.62	120.72	124.38
7	G	3	BCL	CMB-C2B-C3B	2.62	130.09	125.16
7	6	36	BCL	CHB-C4A-NA	2.62	128.03	124.38
7	G	3	BCL	CMA-C3A-C4A	-2.61	104.05	112.40
7	8	36	BCL	CBA-CAA-C2A	-2.61	107.56	113.95

Continued on next page...

Continued from previous page...

Mol	Chain	Res	Type	Atoms	Z	Observed(°)	Ideal(°)
7	B	304	BCL	CHA-C1A-NA	-2.61	119.72	126.00
7	A	302	BCL	C4D-CHA-CBD	-2.61	103.32	109.45
7	N	38	BCL	O1D-CGD-CBD	-2.61	119.12	124.45
7	P	39	BCL	C1C-NC-C4C	-2.61	104.85	107.45
7	Y	37	BCL	C1C-NC-C4C	-2.61	104.86	107.45
7	7	38	BCL	O1D-CGD-CBD	-2.61	119.13	124.45
7	E	1	BCL	CMA-C3A-C4A	-2.60	104.08	112.40
7	U	36	BCL	CAA-CBA-CGA	2.60	120.91	113.24
7	8	36	BCL	CMB-C2B-C3B	2.60	130.06	125.16
7	Y	36	BCL	CMB-C2B-C3B	2.60	130.05	125.16
7	M	36	BCL	CMA-C3A-C4A	-2.59	104.11	112.40
7	P	39	BCL	CHB-C4A-NA	-2.59	120.76	124.38
7	Y	37	BCL	CHB-C4A-NA	-2.59	120.76	124.38
7	B	303	BCL	O2D-CGD-O1D	-2.59	118.59	123.79
7	S	36	BCL	CAA-CBA-CGA	2.59	120.87	113.24
7	6	36	BCL	CMA-C3A-C4A	-2.59	104.13	112.40
7	A	302	BCL	C15-C13-C12	-2.58	97.92	112.45
7	V	38	BCL	CAA-CBA-CGA	2.58	120.85	113.24
7	3	39	BCL	CHB-C4A-NA	-2.58	120.78	124.38
7	F	4	BCL	C2D-C1D-ND	2.58	112.50	109.56
7	W	36	BCL	C2D-C1D-ND	2.58	112.50	109.56
7	6	36	BCL	CAA-CBA-CGA	2.58	120.83	113.24
7	D	2	BCL	C2D-C1D-ND	2.57	112.49	109.56
7	A	302	BCL	CMA-C3A-C2A	-2.57	103.04	114.45
7	3	38	BCL	CMB-C2B-C3B	2.57	130.01	125.16
7	I	5	BCL	CAA-CBA-CGA	2.57	120.82	113.24
7	K	36	BCL	CMA-C3A-C4A	-2.57	104.18	112.40
7	R	38	BCL	C1C-NC-C4C	-2.57	104.89	107.45
7	S	36	BCL	CBA-CAA-C2A	-2.57	107.67	113.95
7	I	5	BCL	CBA-CAA-C2A	-2.57	107.67	113.95
7	3	38	BCL	CAA-CBA-CGA	2.57	120.81	113.24
7	E	1	BCL	CED-O2D-CGD	2.56	122.11	116.00
7	8	36	BCL	CAA-CBA-CGA	2.56	120.79	113.24
7	6	36	BCL	CMB-C2B-C3B	2.56	129.98	125.16
7	8	36	BCL	CHB-C4A-NA	2.56	127.95	124.38
7	A	302	BCL	O1D-CGD-CBD	-2.56	119.23	124.45
7	8	36	BCL	CMA-C3A-C4A	-2.56	104.23	112.40
7	D	2	BCL	C1C-NC-C4C	-2.55	104.91	107.45
7	T	38	BCL	CHB-C4A-NA	-2.55	120.82	124.38
7	1	38	BCL	CHB-C4A-NA	-2.55	120.82	124.38
7	Y	37	BCL	O1D-CGD-CBD	-2.55	119.24	124.45
7	3	38	BCL	CMA-C3A-C4A	-2.55	104.25	112.40

Continued on next page...

Continued from previous page...

Mol	Chain	Res	Type	Atoms	Z	Observed(°)	Ideal(°)
7	E	1	BCL	CBA-CAA-C2A	-2.55	107.72	113.95
7	I	5	BCL	CMA-C3A-C4A	-2.54	104.27	112.40
7	W	36	BCL	C1C-NC-C4C	-2.54	104.92	107.45
7	5	38	BCL	O1D-CGD-CBD	-2.53	119.28	124.45
7	W	36	BCL	O1D-CGD-CBD	-2.53	119.28	124.45
7	B	304	BCL	C2D-C3D-CAD	2.53	145.26	134.94
7	H	6	BCL	C2B-C1B-NB	2.53	111.19	109.50
7	T	38	BCL	C1C-NC-C4C	-2.53	104.93	107.45
7	6	36	BCL	CBA-CAA-C2A	-2.53	107.76	113.95
7	1	38	BCL	C2D-C1D-ND	2.53	112.44	109.56
7	D	2	BCL	C2B-C1B-NB	2.53	111.19	109.50
7	A	301	BCL	CHA-C1A-NA	-2.52	119.94	126.00
7	N	11	BCL	CED-O2D-CGD	2.52	122.00	116.00
7	Y	36	BCL	CBA-CAA-C2A	-2.52	107.78	113.95
7	A	302	BCL	OBG-CAB-CBB	-2.52	113.98	120.12
7	6	36	BCL	CHC-C1C-NC	-2.52	120.86	124.38
7	N	38	BCL	CHB-C4A-NA	-2.52	120.87	124.38
7	I	5	BCL	CED-O2D-CGD	2.51	121.98	116.00
7	U	36	BCL	CBA-CAA-C2A	-2.51	107.81	113.95
7	3	39	BCL	C2D-C1D-ND	2.51	112.42	109.56
7	2	36	BCL	CMB-C2B-C3B	2.51	129.88	125.16
7	G	3	BCL	CBA-CAA-C2A	-2.50	107.83	113.95
7	L	10	BCL	O1D-CGD-CBD	-2.49	119.36	124.45
7	D	2	BCL	O2A-CGA-O1A	-2.49	117.49	122.93
7	R	38	BCL	O1D-CGD-CBD	-2.49	119.35	124.45
7	W	36	BCL	C2B-C1B-NB	2.49	111.16	109.50
7	V	38	BCL	CBA-CAA-C2A	-2.49	107.86	113.95
7	1	38	BCL	O1D-CGD-CBD	-2.49	119.37	124.45
7	Y	37	BCL	C2B-C1B-NB	2.48	111.16	109.50
7	G	3	BCL	CED-O2D-CGD	2.49	121.92	116.00
7	J	8	BCL	C2D-C1D-ND	2.48	112.39	109.56
7	A	301	BCL	C2D-C3D-CAD	2.48	145.06	134.94
7	3	38	BCL	CMD-C2D-C1D	-2.48	121.26	126.16
7	F	4	BCL	C1C-NC-C4C	-2.48	104.98	107.45
7	P	38	BCL	CBA-CAA-C2A	-2.48	107.89	113.95
7	B	303	BCL	C4D-CHA-CBD	-2.48	103.64	109.45
7	B	303	BCL	CAC-C3C-C4C	-2.47	107.09	112.58
7	B	304	BCL	C2C-C1C-CHC	-2.46	119.21	124.33
7	H	6	BCL	C2D-C1D-ND	2.46	112.37	109.56
7	R	38	BCL	C2B-C1B-NB	2.46	111.14	109.50
7	2	36	BCL	CBD-CHA-C1A	2.46	131.98	128.77
7	2	36	BCL	CBA-CAA-C2A	-2.46	107.94	113.95

Continued on next page...

Continued from previous page...

Mol	Chain	Res	Type	Atoms	Z	Observed(°)	Ideal(°)
7	T	38	BCL	O1D-CGD-CBD	-2.45	119.44	124.45
7	P	39	BCL	O1D-CGD-CBD	-2.45	119.44	124.45
7	T	38	BCL	C2D-C1D-ND	2.45	112.36	109.56
7	H	6	BCL	C1C-NC-C4C	-2.45	105.01	107.45
7	3	39	BCL	O1D-CGD-CBD	-2.44	119.46	124.45
8	B	402	BPH	CAA-C2A-C1A	-2.44	106.32	112.78
8	A	401	BPH	C7-C6-C5	-2.44	105.86	112.97
7	H	6	BCL	CHB-C4A-NA	-2.43	120.99	124.38
7	S	36	BCL	CMD-C2D-C1D	-2.42	121.37	126.16
7	6	36	BCL	CMD-C2D-C1D	-2.42	121.37	126.16
7	M	36	BCL	CBA-CAA-C2A	-2.42	108.04	113.95
7	V	38	BCL	CBD-CHA-C1A	2.42	131.93	128.77
7	P	39	BCL	C2B-C1B-NB	2.41	111.11	109.50
7	J	8	BCL	CHB-C4A-NA	-2.41	121.01	124.38
7	1	38	BCL	O2A-CGA-O1A	-2.41	117.67	122.93
7	B	303	BCL	CHA-C1A-NA	-2.40	120.22	126.00
7	3	39	BCL	C4B-C3B-C2B	2.40	109.88	106.97
7	A	301	BCL	O2A-C1-C2	2.40	113.62	108.12
7	N	11	BCL	CHC-C1C-NC	-2.40	121.02	124.38
7	7	38	BCL	CHB-C4A-NA	-2.40	121.02	124.38
7	3	38	BCL	CBA-CAA-C2A	-2.40	108.07	113.95
7	K	36	BCL	CBA-CAA-C2A	-2.40	108.07	113.95
7	B	304	BCL	C5-C3-C2	-2.40	116.44	121.06
7	A	302	BCL	C4B-NB-C1B	2.40	109.43	107.12
7	W	36	BCL	CHB-C4A-NA	-2.40	121.03	124.38
7	7	38	BCL	C2D-C1D-ND	2.40	112.30	109.56
7	8	36	BCL	CMD-C2D-C1D	-2.40	121.43	126.16
7	G	3	BCL	CBD-CHA-C1A	2.39	131.90	128.77
7	G	3	BCL	O2A-CGA-CBA	2.39	117.86	110.50
7	D	2	BCL	CHB-C4A-NA	-2.38	121.05	124.38
7	F	4	BCL	CHB-C4A-NA	-2.38	121.05	124.38
7	A	301	BCL	O2A-CGA-O1A	-2.37	117.28	123.48
7	Y	36	BCL	C2A-C3A-C4A	2.37	105.73	101.89
7	L	10	BCL	C1C-NC-C4C	-2.37	105.09	107.45
7	P	38	BCL	CHC-C1C-NC	-2.37	121.07	124.38
7	7	38	BCL	C2B-C1B-NB	2.37	111.08	109.50
7	N	11	BCL	CBA-CAA-C2A	-2.36	108.17	113.95
7	N	11	BCL	CMD-C2D-C1D	-2.36	121.49	126.16
7	P	39	BCL	C2D-C1D-ND	2.36	112.25	109.56
7	A	302	BCL	C3A-C4A-NA	2.36	113.67	110.81
7	5	38	BCL	C2D-C1D-ND	2.36	112.25	109.56
7	R	38	BCL	C2D-C1D-ND	2.36	112.25	109.56

Continued on next page...

Continued from previous page...

Mol	Chain	Res	Type	Atoms	Z	Observed(°)	Ideal(°)
7	N	38	BCL	C2D-C1D-ND	2.35	112.24	109.56
7	W	36	BCL	C4B-C3B-C2B	2.35	109.82	106.97
7	1	38	BCL	C4B-C3B-C2B	2.35	109.82	106.97
7	F	4	BCL	C2B-C1B-NB	2.34	111.06	109.50
7	6	36	BCL	CBD-CHA-C1A	2.34	131.83	128.77
7	G	3	BCL	CMD-C2D-C1D	-2.34	121.54	126.16
7	P	38	BCL	CMD-C2D-C1D	-2.34	121.54	126.16
7	B	303	BCL	CMB-C2B-C3B	2.34	129.56	125.16
7	K	36	BCL	CMD-C2D-C1D	-2.34	121.55	126.16
7	B	303	BCL	C1-C2-C3	-2.33	122.18	126.23
7	N	11	BCL	CBD-CHA-C1A	2.33	131.82	128.77
7	E	1	BCL	CMD-C2D-C1D	-2.33	121.55	126.16
7	Y	37	BCL	C4B-C3B-C2B	2.33	109.79	106.97
7	B	303	BCL	C3B-C4B-NB	-2.33	106.38	108.64
7	K	36	BCL	CHC-C1C-NC	-2.32	121.14	124.38
7	A	302	BCL	O2D-CGD-CBD	2.32	116.02	111.34
7	T	38	BCL	C2B-C1B-NB	2.32	111.05	109.50
7	3	38	BCL	C2A-C1A-NA	2.31	114.30	111.33
7	I	5	BCL	CMD-C2D-C1D	-2.31	121.59	126.16
7	2	36	BCL	C2A-C3A-C4A	2.31	105.62	101.89
7	M	36	BCL	CMD-C2D-C1D	-2.31	121.60	126.16
7	U	36	BCL	CBD-CHA-C1A	2.30	131.78	128.77
7	N	11	BCL	C2A-C3A-C4A	2.30	105.62	101.89
7	3	38	BCL	C2A-C3A-C4A	2.30	105.62	101.89
7	B	303	BCL	C2D-C3D-CAD	2.30	144.32	134.94
7	7	38	BCL	C4B-C3B-C2B	2.30	109.75	106.97
7	E	1	BCL	O2A-CGA-O1A	-2.30	117.91	122.93
7	8	36	BCL	CHC-C1C-NC	-2.30	121.17	124.38
7	6	36	BCL	C2A-C3A-C4A	2.29	105.59	101.89
7	2	36	BCL	CMD-C2D-C1D	-2.29	121.64	126.16
7	S	36	BCL	CHC-C1C-NC	-2.28	121.19	124.38
7	A	301	BCL	C6-C5-C3	-2.28	107.42	112.62
7	3	39	BCL	C2B-C1B-NB	2.28	111.02	109.50
7	3	38	BCL	CBD-CHA-C1A	2.28	131.75	128.77
7	U	36	BCL	CMD-C2D-C1D	-2.27	121.67	126.16
7	Y	36	BCL	CBD-CHA-C1A	2.27	131.74	128.77
8	A	401	BPH	CAA-C2A-C1A	-2.27	106.78	112.78
7	J	8	BCL	C1C-NC-C4C	-2.26	105.20	107.45
7	S	36	BCL	C2A-C3A-C4A	2.26	105.55	101.89
7	R	38	BCL	C4B-C3B-C2B	2.25	109.70	106.97
7	A	301	BCL	CMA-C3A-C2A	-2.25	104.46	114.45
7	I	5	BCL	CBD-CHA-C1A	2.25	131.71	128.77

Continued on next page...

Continued from previous page...

Mol	Chain	Res	Type	Atoms	Z	Observed(°)	Ideal(°)
7	A	302	BCL	C17-C16-C15	-2.25	101.91	113.00
7	R	38	BCL	O2A-CGA-O1A	-2.23	118.06	122.93
7	A	302	BCL	C2C-C3C-C4C	2.23	105.21	101.62
7	Y	36	BCL	CMD-C2D-C1D	-2.23	121.76	126.16
7	V	38	BCL	CMD-C2D-C1D	-2.23	121.76	126.16
7	3	38	BCL	CHC-C1C-NC	-2.22	121.28	124.38
7	I	5	BCL	CHC-C1C-NC	-2.22	121.28	124.38
7	S	36	BCL	CBD-CHA-C1A	2.21	131.66	128.77
7	A	301	BCL	C4D-CHA-C1A	2.21	126.73	120.32
7	8	36	BCL	CBD-CHA-C1A	2.21	131.66	128.77
7	F	4	BCL	C4B-C3B-C2B	2.21	109.65	106.97
7	I	5	BCL	C1B-CHB-C4A	-2.21	125.74	130.12
7	M	36	BCL	CHC-C1C-NC	-2.21	121.29	124.38
8	A	401	BPH	CMB-C2B-C3B	2.21	129.33	125.16
7	L	10	BCL	C4B-C3B-C2B	2.21	109.64	106.97
7	L	10	BCL	O2A-CGA-O1A	-2.21	118.11	122.93
7	A	301	BCL	C3A-C4A-NA	2.20	113.48	110.81
7	2	36	BCL	O2A-CGA-O1A	-2.20	118.12	122.93
7	S	36	BCL	O1A-CGA-CBA	2.20	132.70	123.78
7	V	38	BCL	C2A-C3A-C4A	2.20	105.45	101.89
7	A	302	BCL	CBD-CHA-C1A	2.19	131.64	128.77
7	K	36	BCL	CMA-C3A-C2A	-2.19	104.72	114.45
7	K	36	BCL	CBD-CHA-C1A	2.19	131.63	128.77
7	1	38	BCL	C2B-C1B-NB	2.19	110.96	109.50
7	P	38	BCL	O2A-CGA-O1A	2.18	127.69	122.93
7	5	38	BCL	C4B-C3B-C2B	2.18	109.61	106.97
7	2	36	BCL	CHC-C1C-NC	-2.18	121.33	124.38
8	B	402	BPH	C2D-C3D-CAD	2.18	143.82	134.94
7	N	38	BCL	C1D-CHD-C4C	2.18	129.31	125.99
7	N	38	BCL	O2A-CGA-O1A	-2.18	118.17	122.93
7	M	36	BCL	CBD-CHA-C1A	2.18	131.62	128.77
7	8	36	BCL	CAA-C2A-C3A	2.18	118.78	113.32
7	V	38	BCL	CHC-C1C-NC	-2.17	121.34	124.38
7	U	36	BCL	C2A-C3A-C4A	2.17	105.41	101.89
7	B	303	BCL	C4-C3-C5	2.17	118.69	115.39
7	Y	36	BCL	CHC-C1C-NC	-2.17	121.35	124.38
7	B	304	BCL	CMA-C3A-C4A	-2.17	105.47	112.40
7	G	3	BCL	CHC-C1C-NC	-2.17	121.36	124.38
7	A	302	BCL	C14-C13-C15	2.16	119.50	111.05
7	E	1	BCL	CHC-C1C-NC	-2.16	121.36	124.38
7	U	36	BCL	CHC-C1C-NC	-2.16	121.36	124.38
7	2	36	BCL	CMA-C3A-C2A	-2.16	104.89	114.45

Continued on next page...

Continued from previous page...

Mol	Chain	Res	Type	Atoms	Z	Observed(°)	Ideal(°)
7	M	36	BCL	C1B-CHB-C4A	-2.15	125.85	130.12
7	3	38	BCL	CMA-C3A-C2A	-2.15	104.90	114.45
7	N	38	BCL	C4B-C3B-C2B	2.15	109.57	106.97
7	A	301	BCL	CAD-CBD-CHA	2.15	109.69	103.30
7	D	2	BCL	C4B-C3B-C2B	2.14	109.56	106.97
7	A	302	BCL	C4-C3-C5	2.14	118.64	115.39
7	E	1	BCL	CBD-CHA-C1A	2.14	131.57	128.77
7	8	36	BCL	C2A-C3A-C4A	2.14	105.35	101.89
7	M	36	BCL	C2A-C3A-C4A	2.14	105.35	101.89
7	N	11	BCL	CMA-C3A-C2A	-2.13	105.02	114.45
7	Y	36	BCL	CMA-C3A-C2A	-2.12	105.04	114.45
7	A	302	BCL	C3D-CAD-CBD	-2.12	104.60	107.60
7	I	5	BCL	C2A-C3A-C4A	2.11	105.31	101.89
7	I	5	BCL	CMA-C3A-C2A	-2.11	105.08	114.45
7	G	3	BCL	C2A-C3A-C4A	2.11	105.31	101.89
7	1	38	BCL	C4D-C3D-C2D	2.11	109.73	107.17
7	N	38	BCL	C2B-C1B-NB	2.11	110.91	109.50
7	P	39	BCL	C1D-CHD-C4C	2.11	129.20	125.99
7	U	36	BCL	C1B-CHB-C4A	-2.10	125.95	130.12
7	8	36	BCL	C2A-C1A-NA	2.10	114.02	111.33
7	K	36	BCL	C1B-CHB-C4A	-2.10	125.96	130.12
7	P	38	BCL	C2A-C3A-C4A	2.10	105.28	101.89
7	8	36	BCL	C1B-CHB-C4A	-2.10	125.97	130.12
7	6	36	BCL	CMA-C3A-C2A	-2.09	105.16	114.45
7	G	3	BCL	C1B-CHB-C4A	-2.09	125.97	130.12
7	T	38	BCL	O2A-CGA-O1A	-2.09	118.37	122.93
7	S	36	BCL	CAA-C2A-C3A	2.09	118.55	113.32
7	E	1	BCL	C1B-CHB-C4A	-2.09	125.98	130.12
7	M	36	BCL	CMA-C3A-C2A	-2.09	105.20	114.45
7	P	38	BCL	C3C-C4C-NC	2.09	114.28	111.60
7	E	1	BCL	C2A-C3A-C4A	2.08	105.26	101.89
7	H	6	BCL	O2A-CGA-O1A	-2.08	118.39	122.93
7	H	6	BCL	C1D-CHD-C4C	2.08	129.16	125.99
7	N	11	BCL	C2A-C1A-NA	2.08	114.00	111.33
7	1	38	BCL	OBD-CAD-C3D	-2.08	123.95	128.15
7	N	11	BCL	C1B-CHB-C4A	-2.07	126.02	130.12
7	P	38	BCL	C1B-CHB-C4A	-2.07	126.03	130.12
7	B	304	BCL	C3B-C4B-NB	-2.06	106.63	108.64
7	A	302	BCL	CBA-CAA-C2A	2.06	118.99	113.95
7	6	36	BCL	C2A-C1A-NA	2.06	113.97	111.33
7	P	38	BCL	CMA-C3A-C2A	-2.06	105.30	114.45
7	E	1	BCL	CAA-C2A-C3A	2.06	118.48	113.32

Continued on next page...

Continued from previous page...

Mol	Chain	Res	Type	Atoms	Z	Observed(°)	Ideal(°)
7	R	38	BCL	C1D-CHD-C4C	2.06	129.13	125.99
7	L	10	BCL	C2B-C1B-NB	2.06	110.87	109.50
7	S	36	BCL	C1B-CHB-C4A	-2.06	126.04	130.12
7	A	302	BCL	O2A-CGA-O1A	-2.05	118.11	123.48
7	G	3	BCL	CMA-C3A-C2A	-2.05	105.35	114.45
7	B	303	BCL	OBD-CAD-CBD	-2.05	122.84	125.94
7	Y	37	BCL	C4D-C3D-C2D	2.04	109.65	107.17
7	7	38	BCL	C1D-CHD-C4C	2.04	129.09	125.99
7	T	38	BCL	C4B-C3B-C2B	2.03	109.43	106.97
7	L	10	BCL	C1D-CHD-C4C	2.03	129.08	125.99
7	P	39	BCL	C4B-C3B-C2B	2.03	109.42	106.97
7	U	36	BCL	CMA-C3A-C2A	-2.03	105.46	114.45
7	Y	37	BCL	O2A-CGA-O1A	-2.03	118.51	122.93
8	B	402	BPH	CMB-C2B-C3B	2.03	128.98	125.16
7	J	8	BCL	C1D-CHD-C4C	2.03	129.08	125.99
7	U	36	BCL	CAA-C2A-C3A	2.03	118.39	113.32
7	V	38	BCL	CMA-C3A-C2A	-2.02	105.48	114.45
7	B	304	BCL	O2D-CGD-CBD	2.02	115.42	111.34
7	V	38	BCL	C1B-CHB-C4A	-2.02	126.12	130.12
7	3	39	BCL	C4D-C3D-C2D	2.01	109.61	107.17
7	A	302	BCL	C2A-C1A-NA	2.00	113.90	111.33
7	B	304	BCL	OBB-CAB-CBB	-2.00	115.24	120.12
7	P	38	BCL	CBD-CHA-C1A	2.00	131.39	128.77
7	H	6	BCL	C4B-NB-C1B	-2.00	105.19	107.12

All (4) chirality outliers are listed below:

Mol	Chain	Res	Type	Atom
8	B	402	BPH	C8
8	B	402	BPH	C13
8	A	401	BPH	C8
8	A	401	BPH	C13

All (1) torsion outliers are listed below:

Mol	Chain	Res	Type	Atoms
7	Y	36	BCL	CED-O2D-CGD-CBD

There are no ring outliers.

5.7 Other polymers ⓘ

There are no such residues in this entry.

5.8 Polymer linkage issues

There are no chain breaks in this entry.

6 Fit of model and data ⓘ

6.1 Protein, DNA and RNA chains ⓘ

In the following table, the column labelled ‘#RSRZ> 2’ contains the number (and percentage) of RSRZ outliers, followed by percent RSRZ outliers for the chain as percentile scores relative to all X-ray entries and entries of similar resolution. The OWAB column contains the minimum, median, 95th percentile and maximum values of the occupancy-weighted average B-factor per residue. The column labelled ‘Q< 0.9’ lists the number of (and percentage) of residues with an average occupancy less than 0.9.

Mol	Chain	Analysed	<RSRZ>	#RSRZ>2	OWAB(Å ²)	Q<0.9
1	A	0/281	-	-	-	-
2	B	0/302	-	-	-	-
3	C	0/241	-	-	-	-
4	1	0/26	-	-	-	-
4	3	0/26	-	-	-	-
4	5	0/26	-	-	-	-
4	7	0/26	-	-	-	-
4	D	0/26	-	-	-	-
4	F	0/26	-	-	-	-
4	H	0/26	-	-	-	-
4	J	0/26	-	-	-	-
4	L	0/26	-	-	-	-
4	N	0/26	-	-	-	-
4	P	0/26	-	-	-	-
4	R	0/26	-	-	-	-
4	T	0/26	-	-	-	-
4	V	0/26	-	-	-	-
4	X	0/26	-	-	-	-
4	Z	0/26	-	-	-	-
5	2	0/30	-	-	-	-
5	4	0/30	-	-	-	-
5	6	0/30	-	-	-	-
5	8	0/30	-	-	-	-
5	E	0/30	-	-	-	-
5	G	0/30	-	-	-	-
5	I	0/30	-	-	-	-
5	K	0/30	-	-	-	-
5	M	0/30	-	-	-	-
5	O	0/30	-	-	-	-
5	Q	0/30	-	-	-	-
5	S	0/30	-	-	-	-
5	U	0/30	-	-	-	-

Continued on next page...

Continued from previous page...

Mol	Chain	Analysed	<RSRZ>	#RSRZ>2	OWAB(Å ²)	Q<0.9
5	W	0/30	-	-	-	-
5	Y	0/30	-	-	-	-
All	All	0/1690	-	-	-	-

There are no RSRZ outliers to report.

6.2 Non-standard residues in protein, DNA, RNA chains ⓘ

There are no non-standard protein/DNA/RNA residues in this entry.

6.3 Carbohydrates ⓘ

There are no carbohydrates in this entry.

6.4 Ligands ⓘ

In the following table, the Atoms column lists the number of modelled atoms in the group and the number defined in the chemical component dictionary. LLDF column lists the quality of electron density of the group with respect to its neighbouring residues in protein, DNA or RNA chains. The B-factors column lists the minimum, median, 95th percentile and maximum values of B factors of atoms in the group. The column labelled 'Q< 0.9' lists the number of atoms with occupancy less than 0.9.

Mol	Type	Chain	Res	Atoms	RSR	LLDF	B-factors(Å ²)	Q<0.9
7	BCL	L	10	47/66	0.26	-	198,198,198,198	0
6	FE	B	500	1/1	0.45	-	198,198,198,198	0
7	BCL	B	303	66/66	0.57	-	198,198,198,198	0
7	BCL	P	39	47/66	0.25	-	198,198,198,198	0
7	BCL	H	6	47/66	0.24	-	198,198,198,198	0
7	BCL	S	36	47/66	0.35	-	198,198,198,198	0
7	BCL	U	36	47/66	0.35	-	198,198,198,198	0
7	BCL	F	4	47/66	0.32	-	198,198,198,198	0
7	BCL	V	38	47/66	0.27	-	198,198,198,198	0
7	BCL	5	38	47/66	0.35	-	198,198,198,198	0
7	BCL	D	2	47/66	0.23	-	198,198,198,198	0
7	BCL	Y	37	47/66	0.43	-	198,198,198,198	0
7	BCL	A	301	66/66	0.46	-	198,198,198,198	0
7	BCL	N	11	47/66	0.23	-	198,198,198,198	0
8	BPH	B	402	65/65	0.47	-	198,198,198,198	0
7	BCL	A	302	66/66	0.52	-	198,198,198,198	0

Continued on next page...

Continued from previous page...

Mol	Type	Chain	Res	Atoms	RSR	LLDF	B-factors(\AA^2)	Q<0.9
7	BCL	N	38	47/66	0.17	-	198,198,198,198	0
7	BCL	3	39	47/66	0.24	-	198,198,198,198	0
7	BCL	7	38	47/66	0.33	-	198,198,198,198	0
7	BCL	3	38	47/66	0.24	-	198,198,198,198	0
7	BCL	R	38	47/66	0.29	-	198,198,198,198	0
7	BCL	E	1	47/66	0.28	-	198,198,198,198	0
7	BCL	2	36	47/66	0.21	-	198,198,198,198	0
7	BCL	Y	36	47/66	0.19	-	198,198,198,198	0
7	BCL	I	5	47/66	0.25	-	198,198,198,198	0
7	BCL	G	3	47/66	0.21	-	198,198,198,198	0
7	BCL	W	36	47/66	0.53	-	198,198,198,198	0
7	BCL	K	36	47/66	0.23	-	198,198,198,198	0
7	BCL	T	38	47/66	0.27	-	198,198,198,198	0
7	BCL	M	36	47/66	0.27	-	198,198,198,198	0
7	BCL	J	8	47/66	0.20	-	198,198,198,198	0
8	BPH	A	401	65/65	0.66	-	198,198,198,198	0
7	BCL	6	36	47/66	0.34	-	198,198,198,198	0
7	BCL	8	36	47/66	0.35	-	198,198,198,198	0
7	BCL	B	304	66/66	0.48	-	198,198,198,198	0
7	BCL	1	38	47/66	0.34	-	198,198,198,198	0
7	BCL	P	38	47/66	0.21	-	198,198,198,198	0

6.5 Other polymers ⓘ

There are no such residues in this entry.