



# Full wwPDB X-ray Structure Validation Report

Feb 27, 2014 – 04:52 AM GMT

PDB ID : 2Q3S  
Title : Ensemble refinement of the protein crystal structure of gene product from Arabidopsis thaliana At5g06450  
Authors : Levin, E.J.; Kondrashov, D.A.; Wesenberg, G.E.; Phillips Jr., G.N.; Center for Eukaryotic Structural Genomics (CESG)  
Deposited on : 2007-05-30  
Resolution : 2.10 Å(reported)

This is a full wwPDB validation report for a publicly released PDB entry.  
We welcome your comments at [validation@mail.wwpdb.org](mailto:validation@mail.wwpdb.org)  
A user guide is available at <http://wwpdb.org/ValidationPDFNotes.html>

---

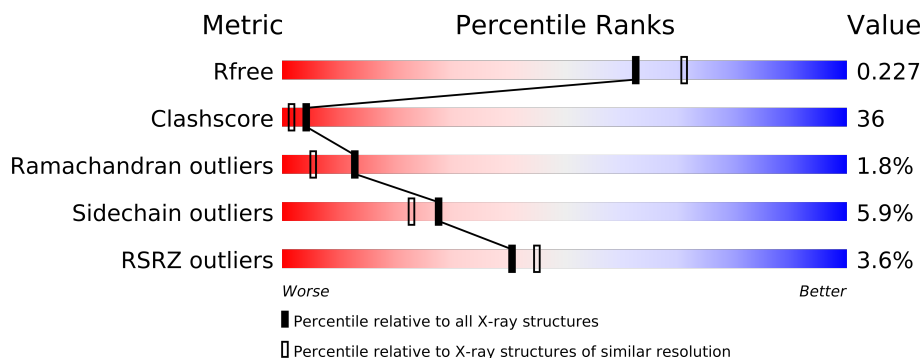
The following versions of software and data (see [references](#)) were used in the production of this report:

MolProbity	:	4.02b-467
Mogul	:	1.15 2013
Xtriage (Phenix)	:	dev-1323
EDS	:	stable22639
Percentile statistics	:	21963
Refmac	:	5.8.0049
CCP4	:	6.3.0 (Settle)
Ideal geometry (proteins)	:	Engh & Huber (2001)
Ideal geometry (DNA, RNA)	:	Parkinson et. al. (1996)
Validation Pipeline (wwPDB-VP)	:	stable22683

# 1 Overall quality at a glance

The reported resolution of this entry is 2.10 Å.

Percentile scores (ranging between 0-100) for global validation metrics of the entry are shown in the following graphic. The table shows the number of entries on which the scores are based.



Metric	Whole archive (#Entries)	Similar resolution (#Entries, resolution range(Å))
$R_{free}$	66092	3012 (2.10-2.10)
Clashscore	79885	3649 (2.10-2.10)
Ramachandran outliers	78287	3610 (2.10-2.10)
Sidechain outliers	78261	3611 (2.10-2.10)
RSRZ outliers	66119	3013 (2.10-2.10)

The table below summarises the geometric issues observed across the polymeric chains and their fit to the electron density. The red, orange, yellow and green segments on the lower bar indicate the fraction of residues that contain outliers for  $\geq 3$ , 2, 1 and 0 types of geometric quality criteria. The upper red bar (where present) indicates the fraction of residues that have poor fit to the electron density.

Mol	Chain	Length	Quality of chain
1	1-A	206	
1	1-B	206	
1	1-C	206	
1	1-D	206	
1	1-E	206	
1	1-F	206	
1	2-A	206	
1	2-B	206	
1	2-C	206	
1	2-D	206	
1	2-E	206	
1	2-F	206	
1	3-A	206	
1	3-B	206	

Continued on next page...

*Continued from previous page...*

Mol	Chain	Length	Quality of chain
1	3-C	206	
1	3-D	206	
1	3-E	206	
1	3-F	206	
1	4-A	206	
1	4-B	206	
1	4-C	206	
1	4-D	206	
1	4-E	206	
1	4-F	206	
1	5-A	206	
1	5-B	206	
1	5-C	206	
1	5-D	206	
1	5-E	206	
1	5-F	206	
1	6-A	206	
1	6-B	206	
1	6-C	206	
1	6-D	206	
1	6-E	206	
1	6-F	206	
1	7-A	206	
1	7-B	206	
1	7-C	206	
1	7-D	206	
1	7-E	206	
1	7-F	206	
1	8-A	206	
1	8-B	206	
1	8-C	206	
1	8-D	206	
1	8-E	206	
1	8-F	206	

## 2 Entry composition

There are 2 unique types of molecules in this entry. The entry contains 81528 atoms, of which 0 are hydrogen and 0 are deuterium.

In the tables below, the ZeroOcc column contains the number of atoms modelled with zero occupancy, the AltConf column contains the number of residues with at least one atom in alternate conformation and the Trace column contains the number of residues modelled with at most 2 atoms.

- Molecule 1 is a protein called Protein At5g06450.

Mol	Chain	Residues	Atoms						ZeroOcc	AltConf	Trace
1	1-A	200	Total	C	N	O	S	Se	0	0	0
			1591	1020	266	303	1	1			
1	1-B	200	Total	C	N	O	S	Se	0	0	0
			1591	1020	266	303	1	1			
1	1-C	200	Total	C	N	O	S	Se	0	0	0
			1591	1020	266	303	1	1			
1	1-D	200	Total	C	N	O	S	Se	0	0	0
			1591	1020	266	303	1	1			
1	1-E	200	Total	C	N	O	S	Se	0	0	0
			1591	1020	266	303	1	1			
1	1-F	200	Total	C	N	O	S	Se	0	0	0
			1591	1020	266	303	1	1			
1	2-A	200	Total	C	N	O	S	Se	0	0	0
			1591	1020	266	303	1	1			
1	2-B	200	Total	C	N	O	S	Se	0	0	0
			1591	1020	266	303	1	1			
1	2-C	200	Total	C	N	O	S	Se	0	0	0
			1591	1020	266	303	1	1			
1	2-D	200	Total	C	N	O	S	Se	0	0	0
			1591	1020	266	303	1	1			
1	2-E	200	Total	C	N	O	S	Se	0	0	0
			1591	1020	266	303	1	1			
1	2-F	200	Total	C	N	O	S	Se	0	0	0
			1591	1020	266	303	1	1			
1	3-A	200	Total	C	N	O	S	Se	0	0	0
			1591	1020	266	303	1	1			
1	3-B	200	Total	C	N	O	S	Se	0	0	0
			1591	1020	266	303	1	1			
1	3-C	200	Total	C	N	O	S	Se	0	0	0
			1591	1020	266	303	1	1			
1	3-D	200	Total	C	N	O	S	Se	0	0	0
			1591	1020	266	303	1	1			

*Continued on next page...*

*Continued from previous page...*

Mol	Chain	Residues	Atoms						ZeroOcc	AltConf	Trace
1	3-E	200	Total	C	N	O	S	Se	0	0	0
			1591	1020	266	303	1	1			
1	3-F	200	Total	C	N	O	S	Se	0	0	0
			1591	1020	266	303	1	1			
1	4-A	200	Total	C	N	O	S	Se	0	0	0
			1591	1020	266	303	1	1			
1	4-B	200	Total	C	N	O	S	Se	0	0	0
			1591	1020	266	303	1	1			
1	4-C	200	Total	C	N	O	S	Se	0	0	0
			1591	1020	266	303	1	1			
1	4-D	200	Total	C	N	O	S	Se	0	0	0
			1591	1020	266	303	1	1			
1	4-E	200	Total	C	N	O	S	Se	0	0	0
			1591	1020	266	303	1	1			
1	4-F	200	Total	C	N	O	S	Se	0	0	0
			1591	1020	266	303	1	1			
1	5-A	200	Total	C	N	O	S	Se	0	0	0
			1591	1020	266	303	1	1			
1	5-B	200	Total	C	N	O	S	Se	0	0	0
			1591	1020	266	303	1	1			
1	5-C	200	Total	C	N	O	S	Se	0	0	0
			1591	1020	266	303	1	1			
1	5-D	200	Total	C	N	O	S	Se	0	0	0
			1591	1020	266	303	1	1			
1	5-E	200	Total	C	N	O	S	Se	0	0	0
			1591	1020	266	303	1	1			
1	5-F	200	Total	C	N	O	S	Se	0	0	0
			1591	1020	266	303	1	1			
1	6-A	200	Total	C	N	O	S	Se	0	0	0
			1591	1020	266	303	1	1			
1	6-B	200	Total	C	N	O	S	Se	0	0	0
			1591	1020	266	303	1	1			
1	6-C	200	Total	C	N	O	S	Se	0	0	0
			1591	1020	266	303	1	1			
1	6-D	200	Total	C	N	O	S	Se	0	0	0
			1591	1020	266	303	1	1			
1	6-E	200	Total	C	N	O	S	Se	0	0	0
			1591	1020	266	303	1	1			
1	6-F	200	Total	C	N	O	S	Se	0	0	0
			1591	1020	266	303	1	1			
1	7-A	200	Total	C	N	O	S	Se	0	0	0
			1591	1020	266	303	1	1			

*Continued on next page...*

*Continued from previous page...*

Mol	Chain	Residues	Atoms						ZeroOcc	AltConf	Trace
1	7-B	200	Total	C	N	O	S	Se	0	0	0
			1591	1020	266	303	1	1			
1	7-C	200	Total	C	N	O	S	Se	0	0	0
			1591	1020	266	303	1	1			
1	7-D	200	Total	C	N	O	S	Se	0	0	0
			1591	1020	266	303	1	1			
1	7-E	200	Total	C	N	O	S	Se	0	0	0
			1591	1020	266	303	1	1			
1	7-F	200	Total	C	N	O	S	Se	0	0	0
			1591	1020	266	303	1	1			
1	8-A	200	Total	C	N	O	S	Se	0	0	0
			1591	1020	266	303	1	1			
1	8-B	200	Total	C	N	O	S	Se	0	0	0
			1591	1020	266	303	1	1			
1	8-C	200	Total	C	N	O	S	Se	0	0	0
			1591	1020	266	303	1	1			
1	8-D	200	Total	C	N	O	S	Se	0	0	0
			1591	1020	266	303	1	1			
1	8-E	200	Total	C	N	O	S	Se	0	0	0
			1591	1020	266	303	1	1			
1	8-F	200	Total	C	N	O	S	Se	0	0	0
			1591	1020	266	303	1	1			

There are 12 discrepancies between the modelled and reference sequences:

Chain	Residue	Modelled	Actual	Comment	Reference
A	1	SER	-	EXPRESSION TAG	UNP Q9FNG3
A	11	MSE	MET	MODIFIED RESIDUE	UNP Q9FNG3
B	1	SER	-	EXPRESSION TAG	UNP Q9FNG3
B	11	MSE	MET	MODIFIED RESIDUE	UNP Q9FNG3
C	1	SER	-	EXPRESSION TAG	UNP Q9FNG3
C	11	MSE	MET	MODIFIED RESIDUE	UNP Q9FNG3
D	1	SER	-	EXPRESSION TAG	UNP Q9FNG3
D	11	MSE	MET	MODIFIED RESIDUE	UNP Q9FNG3
E	1	SER	-	EXPRESSION TAG	UNP Q9FNG3
E	11	MSE	MET	MODIFIED RESIDUE	UNP Q9FNG3
F	1	SER	-	EXPRESSION TAG	UNP Q9FNG3
F	11	MSE	MET	MODIFIED RESIDUE	UNP Q9FNG3

- Molecule 2 is water.

Mol	Chain	Residues	Atoms	ZeroOcc	AltConf
2	1-A	121	Total O 121 121	0	0
2	1-B	115	Total O 115 115	0	0
2	1-C	103	Total O 103 103	0	0
2	1-D	96	Total O 96 96	0	0
2	1-E	99	Total O 99 99	0	0
2	1-F	111	Total O 111 111	0	0
2	2-A	120	Total O 120 120	0	0
2	2-B	118	Total O 118 118	0	0
2	2-C	104	Total O 104 104	0	0
2	2-D	96	Total O 96 96	0	0
2	2-E	97	Total O 97 97	0	0
2	2-F	110	Total O 110 110	0	0
2	3-A	117	Total O 117 117	0	0
2	3-B	120	Total O 120 120	0	0
2	3-C	103	Total O 103 103	0	0
2	3-D	92	Total O 92 92	0	0
2	3-E	104	Total O 104 104	0	0
2	3-F	109	Total O 109 109	0	0
2	4-A	118	Total O 118 118	0	0
2	4-B	125	Total O 125 125	0	0
2	4-C	97	Total O 97 97	0	0
2	4-D	97	Total O 97 97	0	0

Continued on next page...

*Continued from previous page...*

Mol	Chain	Residues	Atoms		ZeroOcc	AltConf
2	4-E	97	Total 97	O 97	0	0
2	4-F	111	Total 111	O 111	0	0
2	5-A	118	Total 118	O 118	0	0
2	5-B	118	Total 118	O 118	0	0
2	5-C	101	Total 101	O 101	0	0
2	5-D	93	Total 93	O 93	0	0
2	5-E	102	Total 102	O 102	0	0
2	5-F	113	Total 113	O 113	0	0
2	6-A	117	Total 117	O 117	0	0
2	6-B	117	Total 117	O 117	0	0
2	6-C	98	Total 98	O 98	0	0
2	6-D	99	Total 99	O 99	0	0
2	6-E	104	Total 104	O 104	0	0
2	6-F	110	Total 110	O 110	0	0
2	7-A	120	Total 120	O 120	0	0
2	7-B	120	Total 120	O 120	0	0
2	7-C	100	Total 100	O 100	0	0
2	7-D	95	Total 95	O 95	0	0
2	7-E	102	Total 102	O 102	0	0
2	7-F	108	Total 108	O 108	0	0
2	8-A	117	Total 117	O 117	0	0

*Continued on next page...*



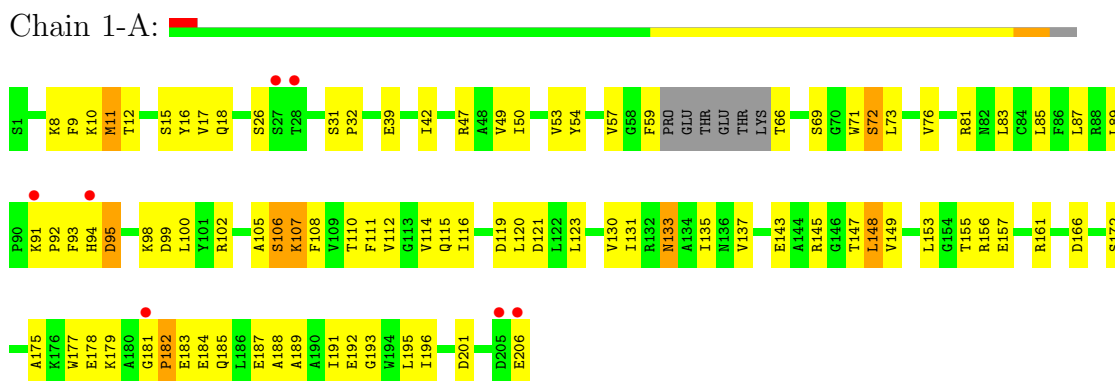
*Continued from previous page...*

Mol	Chain	Residues	Atoms		ZeroOcc	AltConf
2	8-B	123	Total 123	O 123	0	0
2	8-C	101	Total 101	O 101	0	0
2	8-D	97	Total 97	O 97	0	0
2	8-E	98	Total 98	O 98	0	0
2	8-F	109	Total 109	O 109	0	0

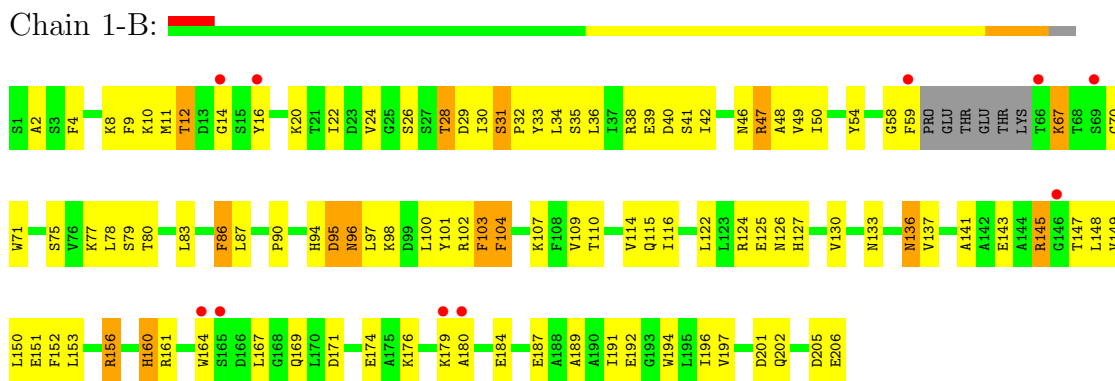
### 3 Residue-property plots

These plots are drawn for all protein, RNA and DNA chains in the entry. The first graphic for a chain summarises the proportions of errors displayed in the second graphic. The second graphic shows the sequence view annotated by issues in geometry and electron density. Residues are color-coded according to the number of geometric quality criteria for which they contain at least one outlier: green = 0, yellow = 1, orange = 2 and red = 3 or more. A red dot above a residue indicates a poor fit to the electron density ( $RSRZ > 2$ ). Stretches of 2 or more consecutive residues without any outlier are shown as a green connector. Residues present in the sample, but not in the model, are shown in grey.

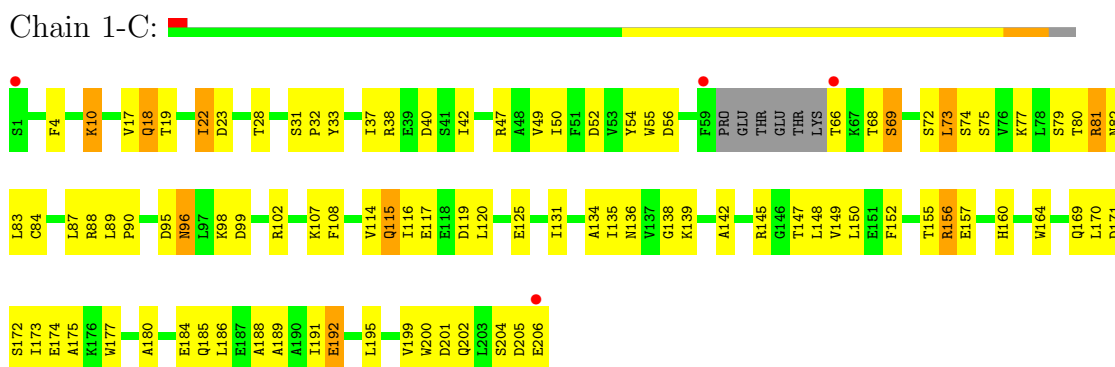
#### • Molecule 1: Protein At5g06450



#### • Molecule 1: Protein At5g06450

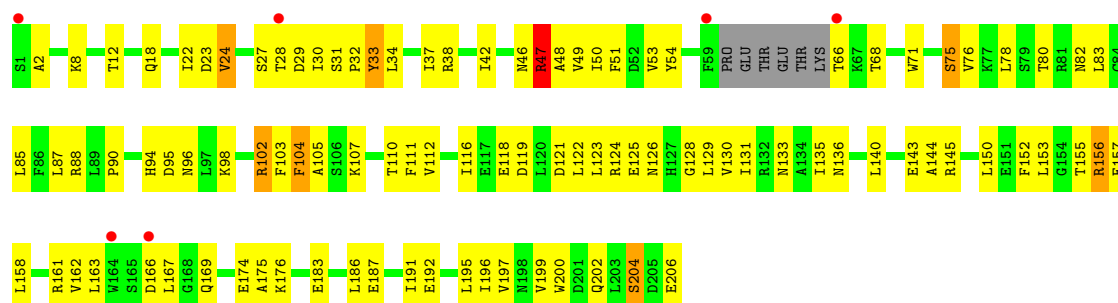


#### • Molecule 1: Protein At5g06450



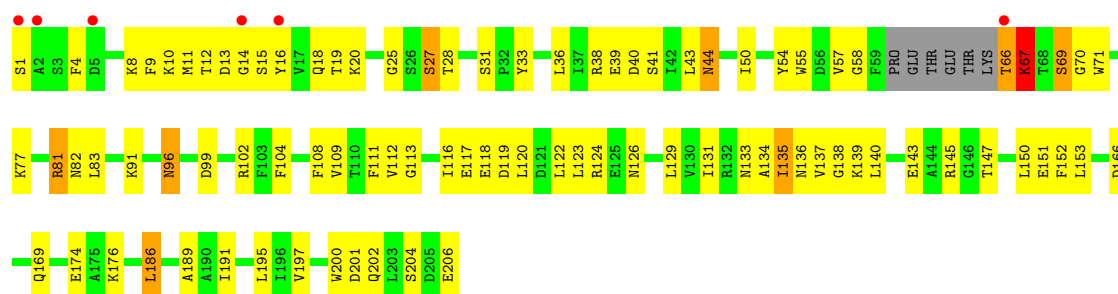
- Molecule 1: Protein At5g06450

Chain 1-D:



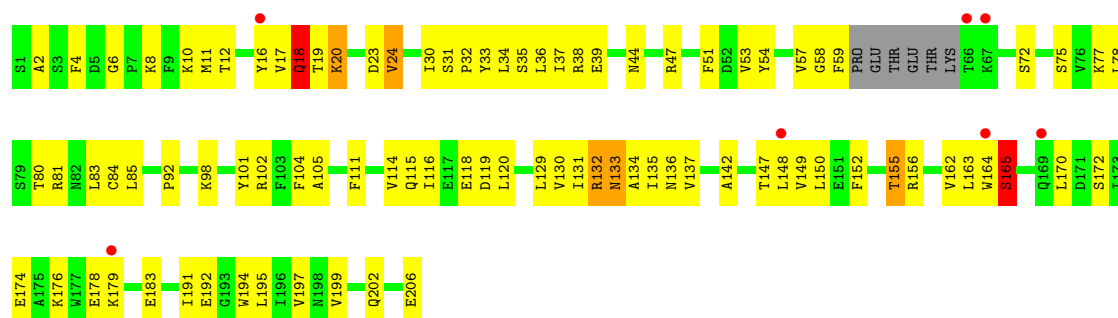
- Molecule 1: Protein At5g06450

Chain 1-E:



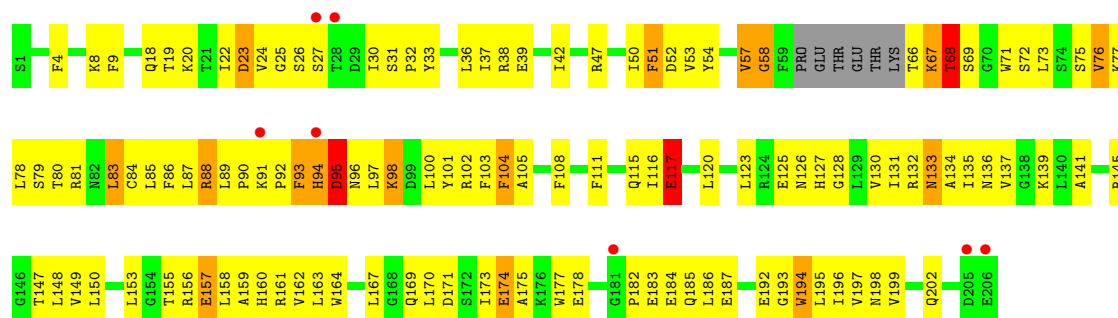
- Molecule 1: Protein At5g06450

Chain 1-F:

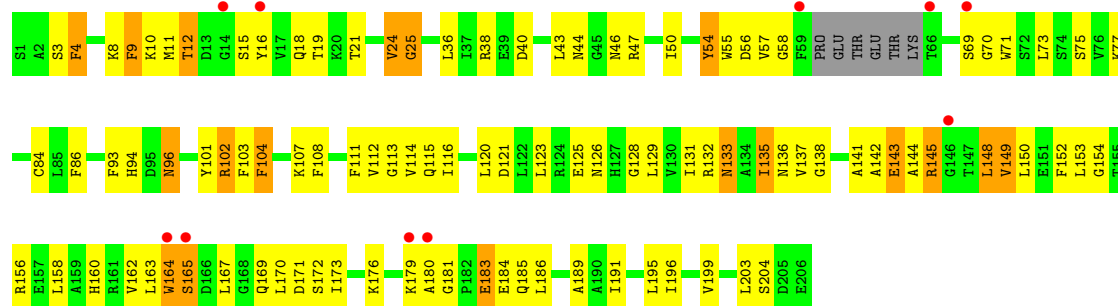


- Molecule 1: Protein At5g06450

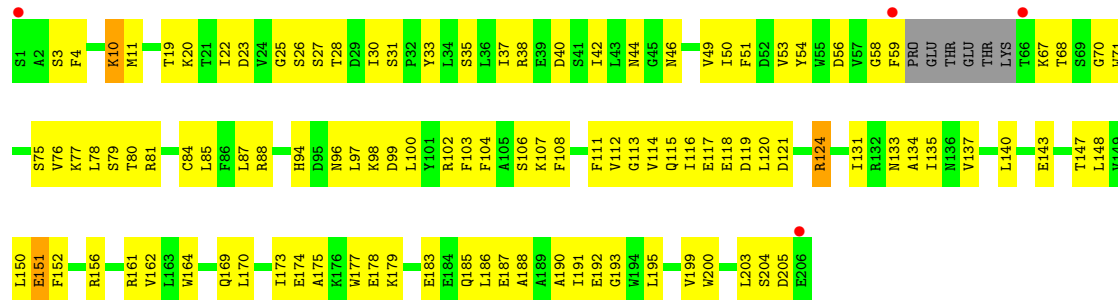
Chain 2-A:



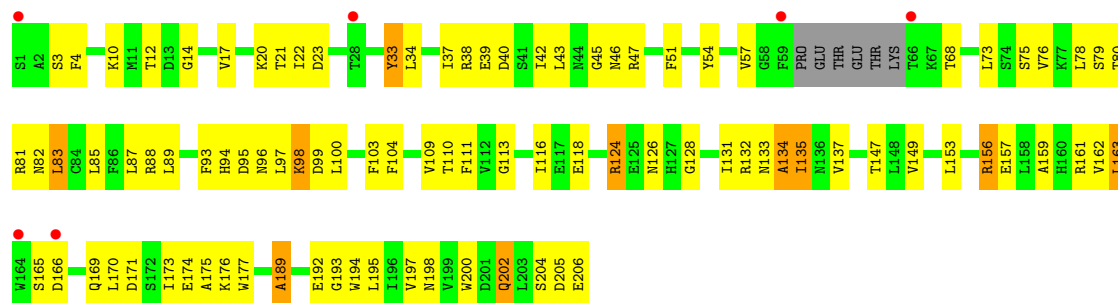
- Molecule 1: Protein At5g06450

Chain 2-B: 

- Molecule 1: Protein At5g06450

Chain 2-C: 

- Molecule 1: Protein At5g06450

Chain 2-D: 

- Molecule 1: Protein At5g06450

Chain 2-E: 

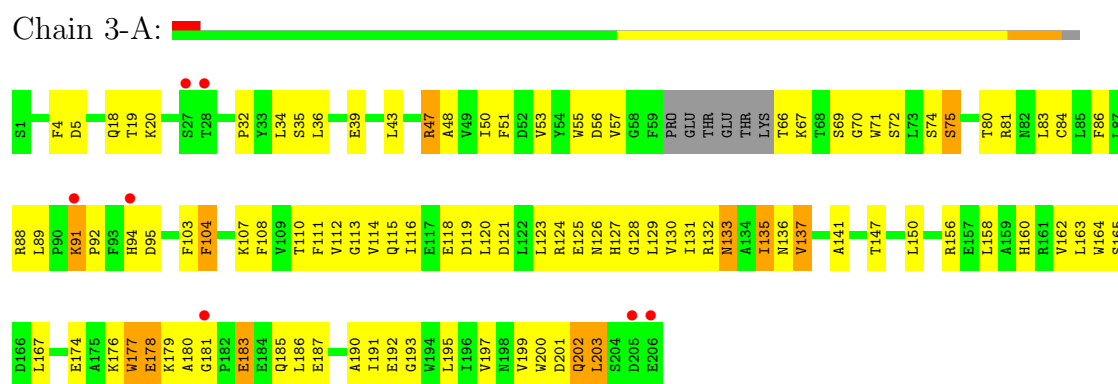
- Molecule 1: Protein At5g06450

Chain 2-F:



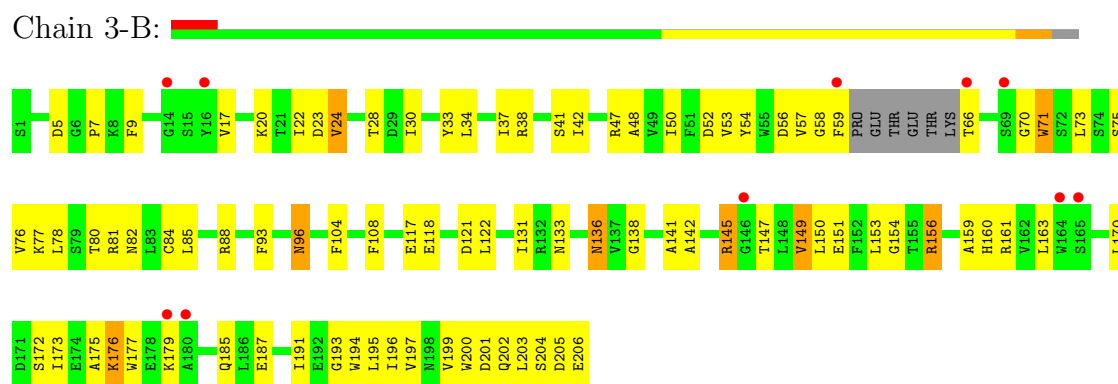
- Molecule 1: Protein At5g06450

Chain 3-A:



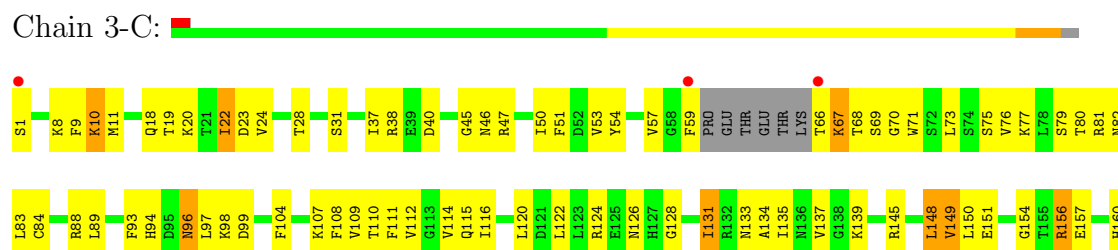
- Molecule 1: Protein At5g06450

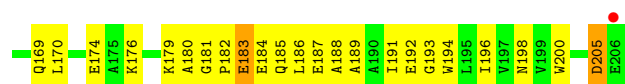
Chain 3-B:



- Molecule 1: Protein At5g06450

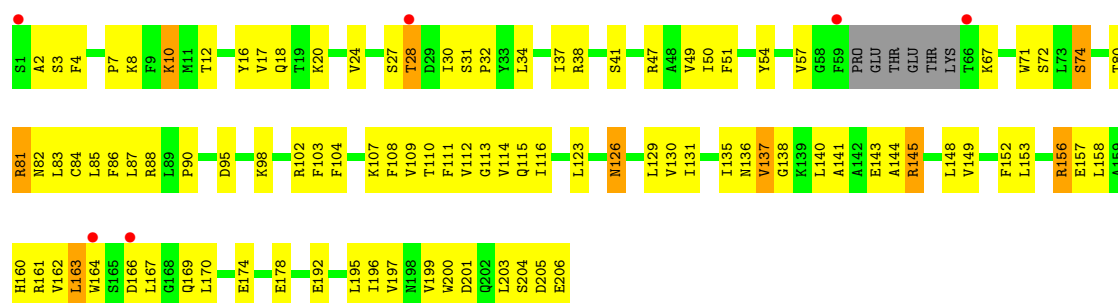
Chain 3-C:





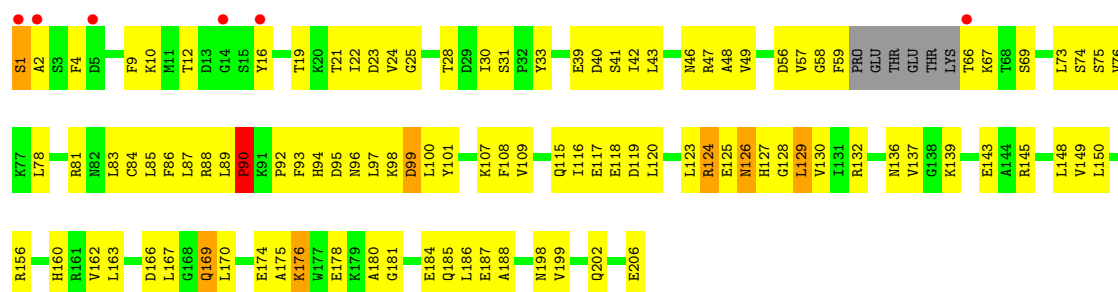
• Molecule 1: Protein At5g06450

Chain 3-D:



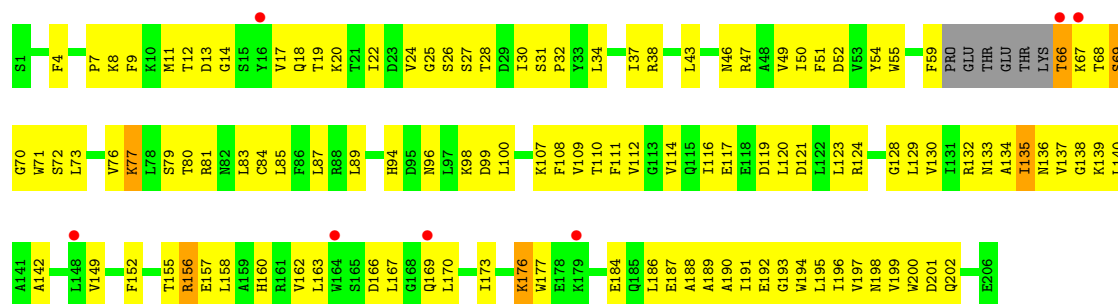
• Molecule 1: Protein At5g06450

Chain 3-E:



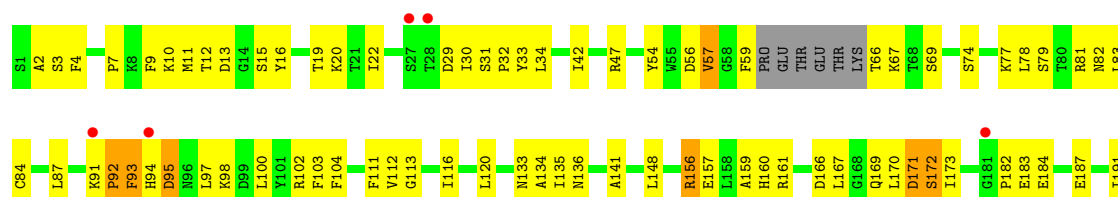
• Molecule 1: Protein At5g06450

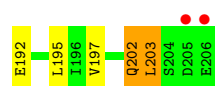
Chain 3-F:



• Molecule 1: Protein At5g06450

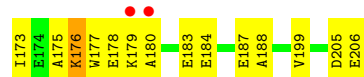
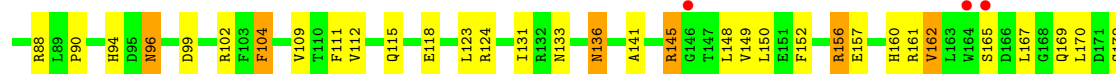

Chain 4-A:





• Molecule 1: Protein At5g06450

Chain 4-B:



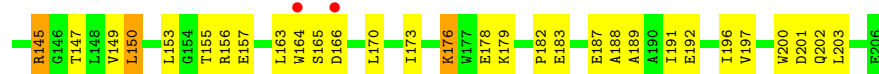
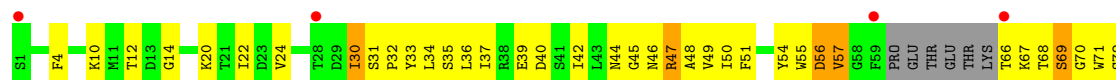
• Molecule 1: Protein At5g06450

Chain 4-C:



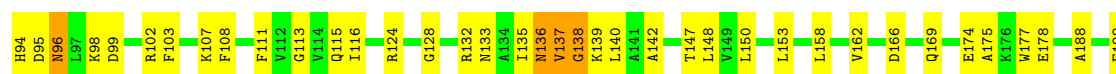
• Molecule 1: Protein At5g06450

Chain 4-D:



• Molecule 1: Protein At5g06450

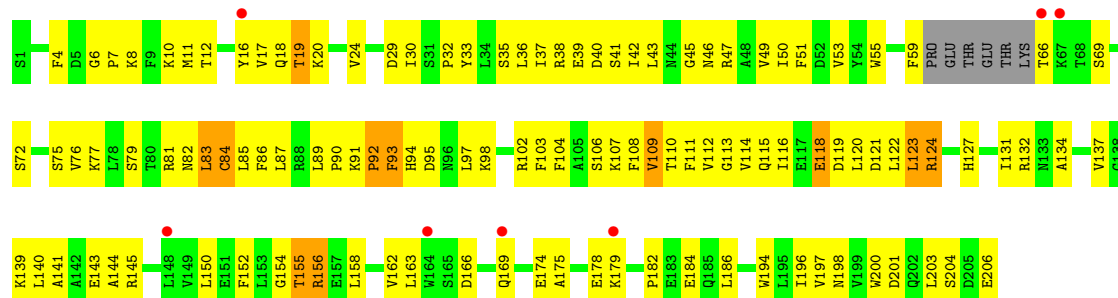
Chain 4-E:





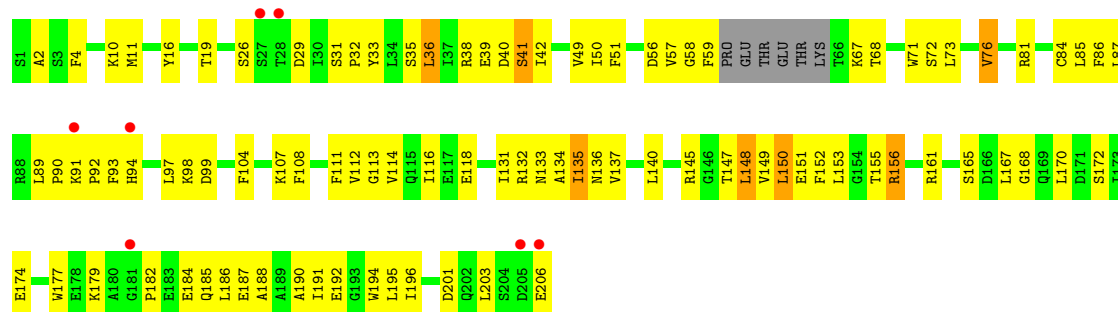
• Molecule 1: Protein At5g06450

Chain 4-F:



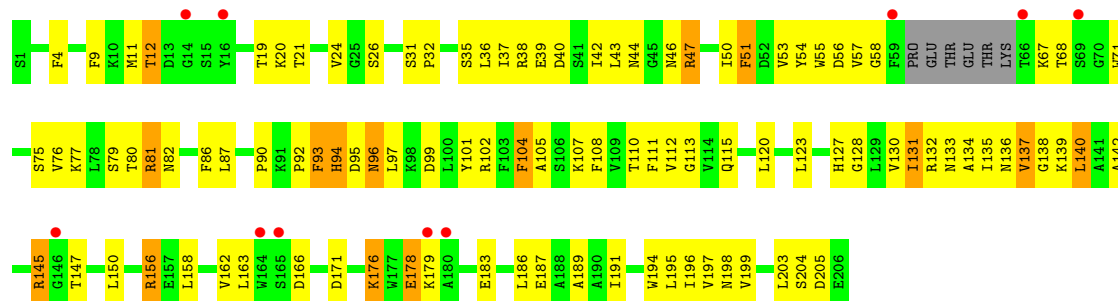
• Molecule 1: Protein At5g06450

Chain 5-A:



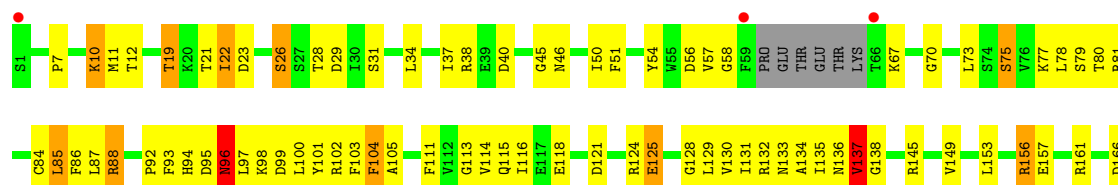
• Molecule 1: Protein At5g06450

Chain 5-B:

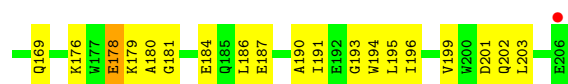


• Molecule 1: Protein At5g06450

Chain 5-C:

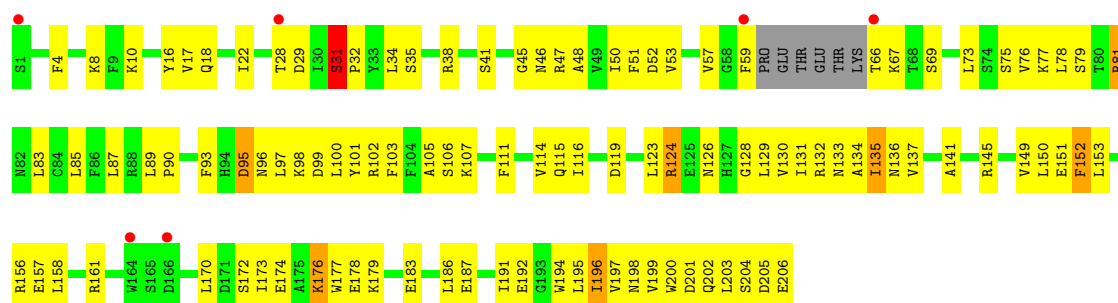






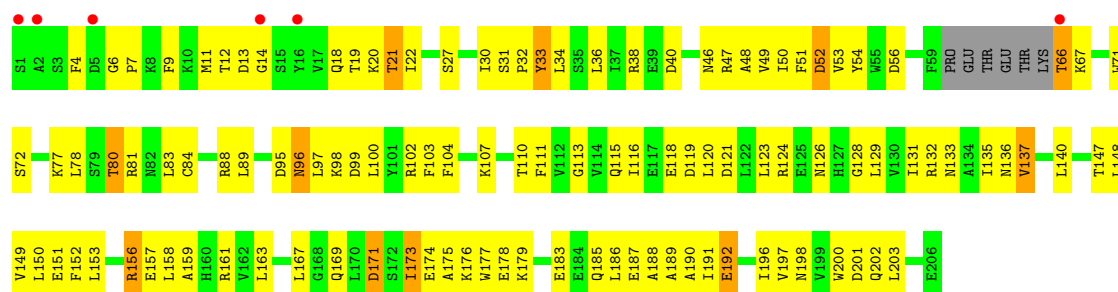
• Molecule 1: Protein At5g06450

Chain 5-D:



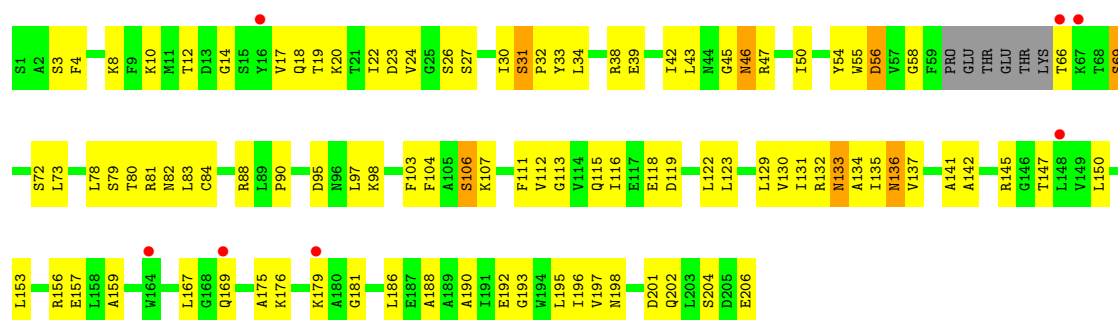
• Molecule 1: Protein At5g06450

Chain 5-E:



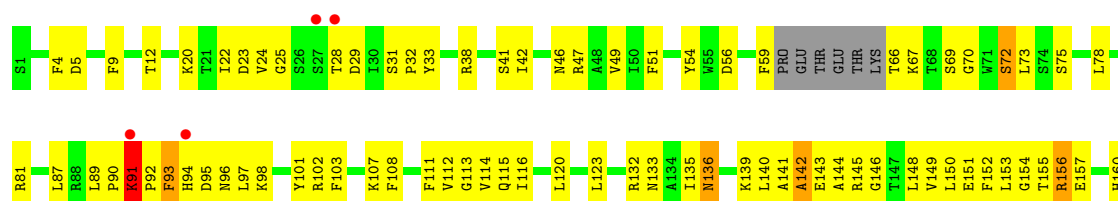
• Molecule 1: Protein At5g06450

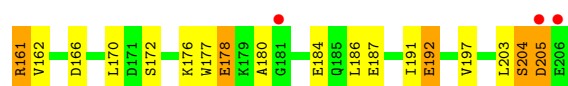
Chain 5-F:



• Molecule 1: Protein At5g06450

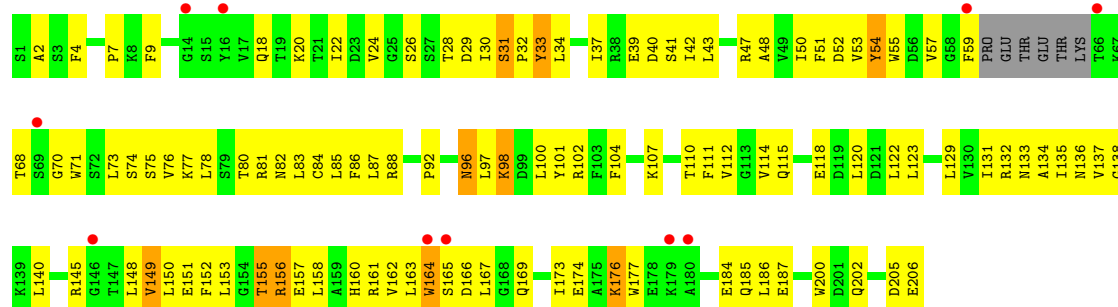
Chain 6-A:





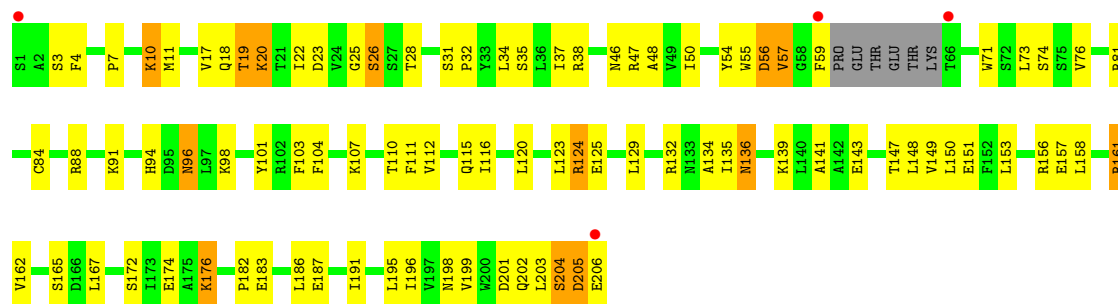
• Molecule 1: Protein At5g06450

Chain 6-B:



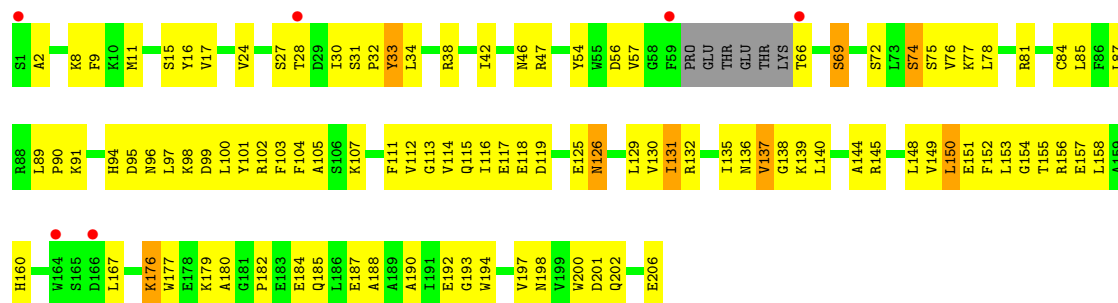
• Molecule 1: Protein At5g06450

Chain 6-C:



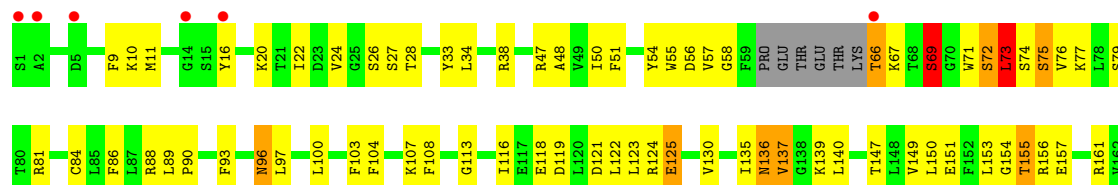
• Molecule 1: Protein At5g06450

Chain 6-D:



• Molecule 1: Protein At5g06450

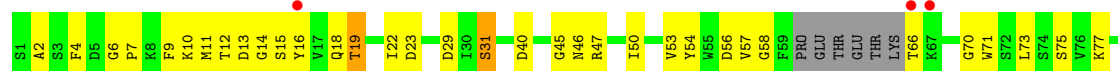
Chain 6-E:





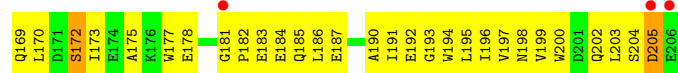
• Molecule 1: Protein At5g06450

Chain 6-F:



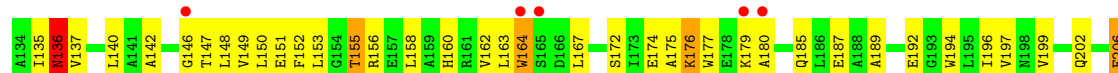
• Molecule 1: Protein At5g06450

Chain 7-A:



• Molecule 1: Protein At5g06450

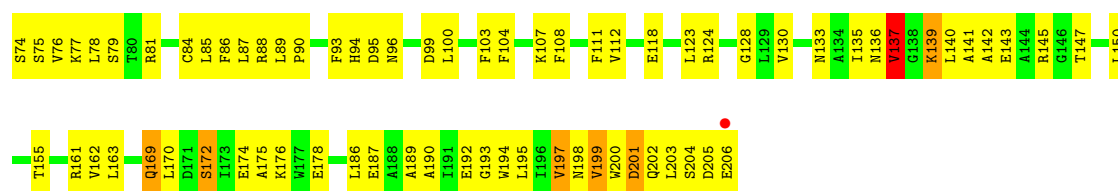
Chain 7-B:



• Molecule 1: Protein At5g06450

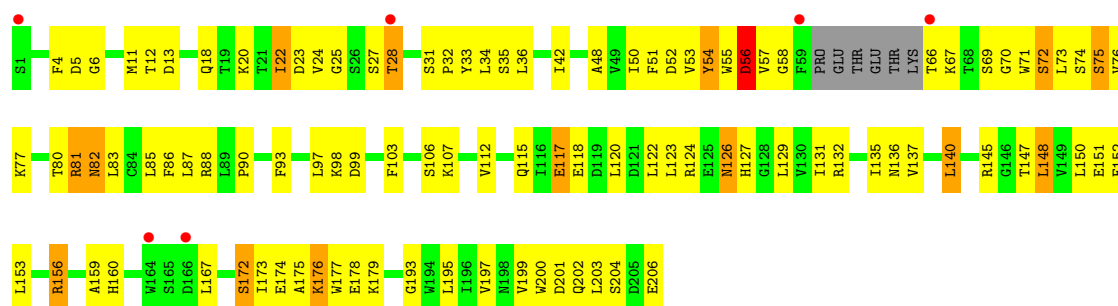
Chain 7-C:





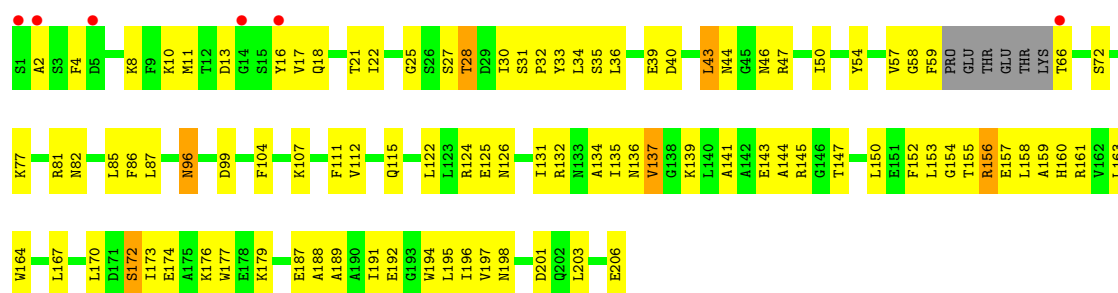
• Molecule 1: Protein At5g06450

Chain 7-D:



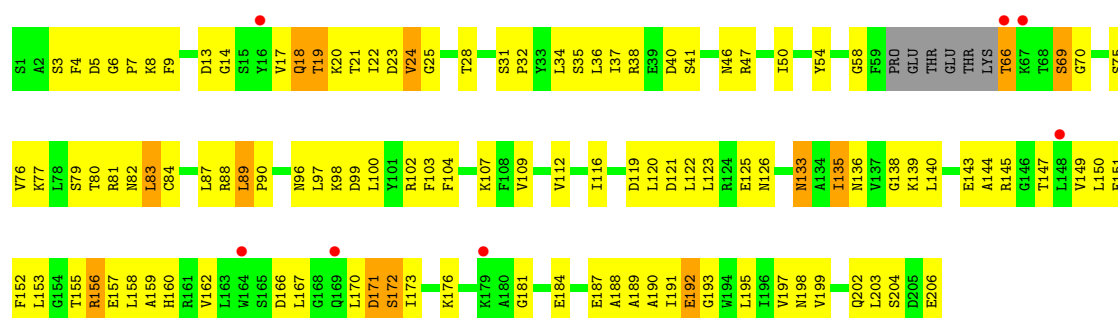
• Molecule 1: Protein At5g06450

Chain 7-E:



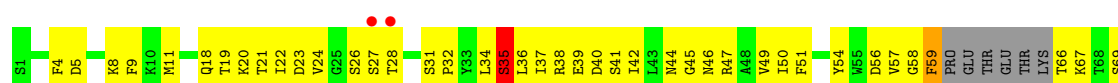
• Molecule 1: Protein At5g06450

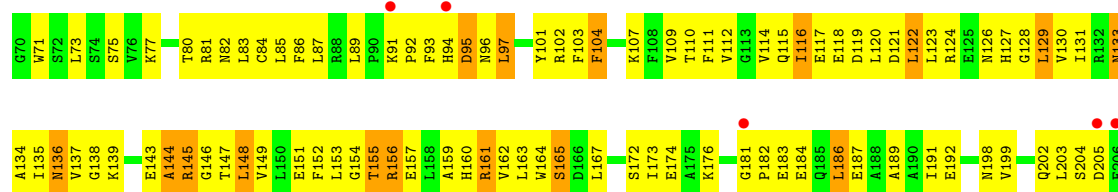
Chain 7-F:



• Molecule 1: Protein At5g06450

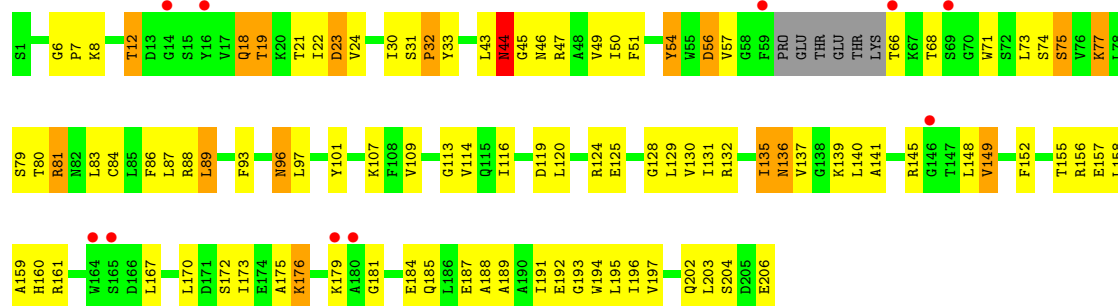
Chain 8-A:





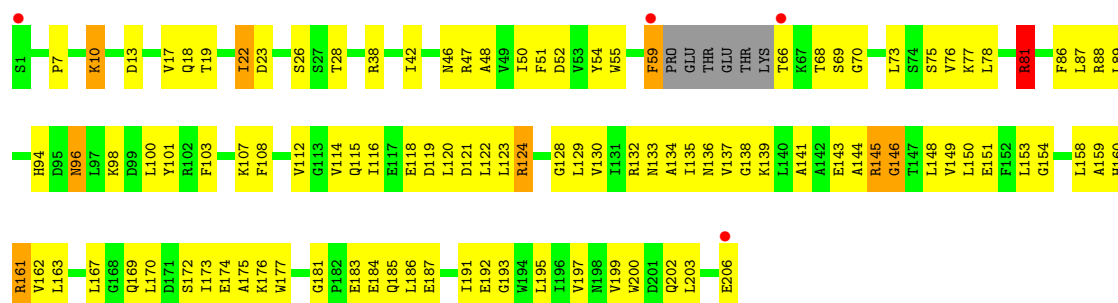
• Molecule 1: Protein At5g06450

Chain 8-B:



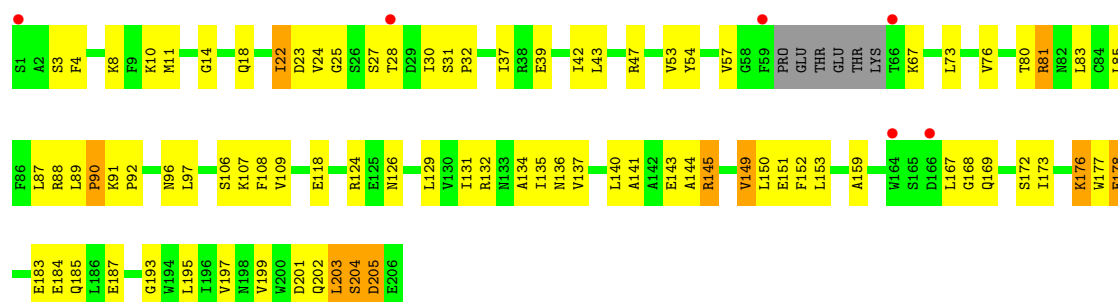
• Molecule 1: Protein At5g06450

Chain 8-C:



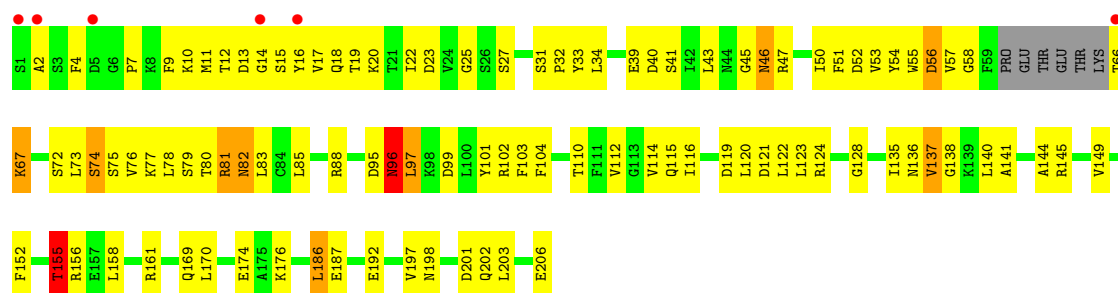
• Molecule 1: Protein At5g06450

Chain 8-D:



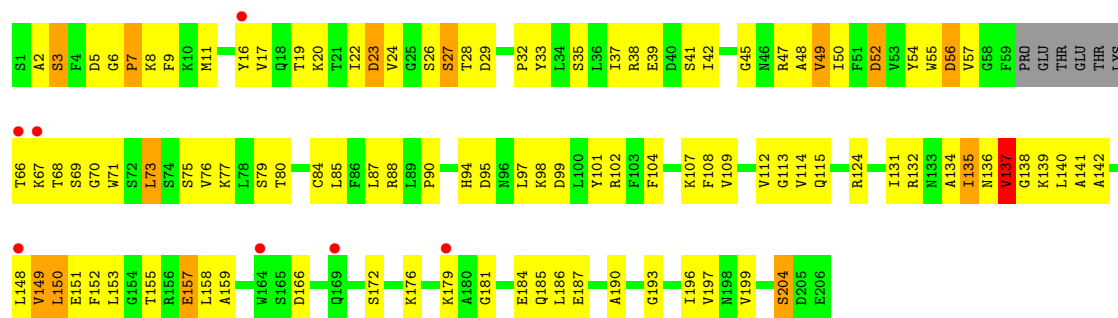
• Molecule 1: Protein At5g06450

Chain 8-E:



• Molecule 1: Protein At5g06450

Chain 8-F:



## 4 Data and refinement statistics

Property	Value	Source
Space group	P 32 2 1	Depositor
Cell constants a, b, c, $\alpha$ , $\beta$ , $\gamma$	120.83Å 120.83Å 185.22Å 90.00° 90.00° 120.00°	Depositor
Resolution (Å)	34.88 – 2.10 34.92 – 2.10	Depositor EDS
% Data completeness (in resolution range)	99.8 (34.88-2.10) 100.0 (34.92-2.10)	Depositor EDS
$R_{merge}$	(Not available)	Depositor
$R_{sym}$	(Not available)	Depositor
$\langle I/\sigma(I) \rangle$ <sup>1</sup>	6.02 (at 2.10Å)	Xtriage
Refinement program	CNS 1.1	Depositor
R, $R_{free}$	0.155 , 0.221 0.164 , 0.227	Depositor DCC
$R_{free}$ test set	4592 reflections (5.27%)	DCC
Wilson B-factor (Å <sup>2</sup> )	28.9	Xtriage
Anisotropy	0.053	Xtriage
Bulk solvent $k_{sol}$ (e/Å <sup>3</sup> ), $B_{sol}$ (Å <sup>2</sup> )	0.34 , 39.8	EDS
Estimated twinning fraction	0.017 for -h,-k,l	Xtriage
L-test for twinning	$\langle  L  \rangle = 0.50$ , $\langle L^2 \rangle = 0.33$	Xtriage
Outliers	1 of 91679 reflections (0.001%)	Xtriage
$F_o, F_c$ correlation	0.95	EDS
Total number of atoms	81528	wwPDB-VP
Average B, all atoms (Å <sup>2</sup> )	25.0	wwPDB-VP

Xtriage's analysis on translational NCS is as follows: *The largest off-origin peak in the Patterson function is 2.88% of the height of the origin peak. No significant pseudotranslation is detected.*

<sup>1</sup>Intensities estimated from amplitudes.

## 5 Model quality ⓘ

### 5.1 Standard geometry ⓘ

The Z score for a bond length (or angle) is the number of standard deviations the observed value is removed from the expected value. A bond length (or angle) with  $|Z| > 5$  is considered an outlier worth inspection. RMSZ is the root-mean-square of all Z scores of the bond lengths (or angles).

Mol	Chain	Bond lengths		Bond angles	
		RMSZ	# $ Z  > 5$	RMSZ	# $ Z  > 5$
1	1-A	0.86	0/1623	0.84	0/2196
1	1-B	0.86	0/1623	0.90	0/2196
1	1-C	0.88	2/1623 (0.1%)	0.87	3/2196 (0.1%)
1	1-D	0.82	0/1623	0.87	1/2196 (0.0%)
1	1-E	0.75	0/1623	0.82	2/2196 (0.1%)
1	1-F	0.81	0/1623	0.87	2/2196 (0.1%)
1	2-A	0.86	2/1623 (0.1%)	0.88	2/2196 (0.1%)
1	2-B	0.81	0/1623	0.87	1/2196 (0.0%)
1	2-C	0.84	0/1623	0.88	0/2196
1	2-D	0.78	0/1623	0.84	2/2196 (0.1%)
1	2-E	0.77	0/1623	0.81	1/2196 (0.0%)
1	2-F	0.80	0/1623	0.87	3/2196 (0.1%)
1	3-A	0.88	0/1623	0.87	0/2196
1	3-B	0.85	0/1623	0.83	1/2196 (0.0%)
1	3-C	0.83	1/1623 (0.1%)	0.85	1/2196 (0.0%)
1	3-D	0.82	0/1623	0.87	0/2196
1	3-E	0.75	0/1623	0.86	1/2196 (0.0%)
1	3-F	0.82	1/1623 (0.1%)	0.85	1/2196 (0.0%)
1	4-A	0.87	0/1623	0.82	0/2196
1	4-B	0.86	0/1623	0.86	2/2196 (0.1%)
1	4-C	0.83	0/1623	0.88	0/2196
1	4-D	0.81	0/1623	0.85	2/2196 (0.1%)
1	4-E	0.74	0/1623	0.78	0/2196
1	4-F	0.81	0/1623	0.87	1/2196 (0.0%)
1	5-A	0.97	1/1623 (0.1%)	0.94	2/2196 (0.1%)
1	5-B	0.93	1/1623 (0.1%)	0.95	2/2196 (0.1%)
1	5-C	0.91	1/1623 (0.1%)	0.90	1/2196 (0.0%)
1	5-D	0.86	0/1623	0.91	1/2196 (0.0%)
1	5-E	0.86	2/1623 (0.1%)	0.92	2/2196 (0.1%)
1	5-F	0.86	0/1623	0.90	2/2196 (0.1%)
1	6-A	0.95	2/1623 (0.1%)	0.90	1/2196 (0.0%)
1	6-B	0.96	2/1623 (0.1%)	0.95	1/2196 (0.0%)
1	6-C	0.90	1/1623 (0.1%)	0.89	2/2196 (0.1%)
1	6-D	0.89	0/1623	0.94	1/2196 (0.0%)



Mol	Chain	Bond lengths		Bond angles	
		RMSZ	# Z  >5	RMSZ	# Z  >5
1	6-E	0.83	0/1623	0.90	2/2196 (0.1%)
1	6-F	0.88	0/1623	0.90	2/2196 (0.1%)
1	7-A	0.95	0/1623	0.92	3/2196 (0.1%)
1	7-B	0.96	0/1623	1.04	6/2196 (0.3%)
1	7-C	0.92	1/1623 (0.1%)	0.94	3/2196 (0.1%)
1	7-D	0.86	0/1623	0.90	2/2196 (0.1%)
1	7-E	0.83	0/1623	0.89	0/2196
1	7-F	0.87	0/1623	0.92	2/2196 (0.1%)
1	8-A	0.94	0/1623	0.96	2/2196 (0.1%)
1	8-B	0.92	0/1623	0.96	1/2196 (0.0%)
1	8-C	0.93	0/1623	0.96	5/2196 (0.2%)
1	8-D	0.88	0/1623	0.90	2/2196 (0.1%)
1	8-E	0.82	0/1623	0.91	3/2196 (0.1%)
1	8-F	0.86	0/1623	0.94	2/2196 (0.1%)
All	All	0.86	17/77904 (0.0%)	0.89	76/105408 (0.1%)

Chiral center outliers are detected by calculating the chiral volume of a chiral center and verifying if the center is modelled as a planar moiety or with the opposite hand. A planarity outlier is detected by checking planarity of atoms in a peptide group, atoms in a mainchain group or atoms of a sidechain that are expected to be planar.

Mol	Chain	#Chirality outliers	#Planarity outliers
1	1-D	0	1
1	2-C	0	1
1	2-D	0	1
1	5-D	0	1
1	5-E	0	1
1	6-B	0	2
1	6-D	0	1
1	8-B	0	1
1	8-E	0	1
All	All	0	10

All (17) bond length outliers are listed below:

Mol	Chain	Res	Type	Atoms	Z	Observed(Å)	Ideal(Å)
1	5-A	134	ALA	CA-CB	6.64	1.66	1.52
1	5-E	192	GLU	CB-CG	6.39	1.64	1.52
1	3-C	84	CYS	CB-SG	6.38	1.93	1.82
1	6-A	178	GLU	CB-CG	6.14	1.63	1.52
1	1-C	192	GLU	CG-CD	6.04	1.61	1.51
1	2-A	117	GLU	CG-CD	5.90	1.60	1.51

*Continued on next page...*

*Continued from previous page...*

Mol	Chain	Res	Type	Atoms	Z	Observed(Å)	Ideal(Å)
1	5-E	192	GLU	CG-CD	5.89	1.60	1.51
1	1-C	192	GLU	CB-CG	5.80	1.63	1.52
1	5-B	104	PHE	CE2-CZ	5.67	1.48	1.37
1	5-C	125	GLU	CG-CD	5.66	1.60	1.51
1	6-B	54	TYR	CB-CG	5.62	1.60	1.51
1	7-C	33	TYR	CD1-CE1	5.53	1.47	1.39
1	2-A	57	VAL	CB-CG2	-5.38	1.41	1.52
1	3-F	27	SER	CB-OG	5.32	1.49	1.42
1	6-C	48	ALA	CA-CB	5.16	1.63	1.52
1	6-B	54	TYR	CD1-CE1	5.16	1.47	1.39
1	6-A	192	GLU	CG-CD	5.06	1.59	1.51

All (76) bond angle outliers are listed below:

Mol	Chain	Res	Type	Atoms	Z	Observed(°)	Ideal(°)
1	7-B	102	ARG	NE-CZ-NH2	14.03	127.32	120.30
1	7-B	102	ARG	NE-CZ-NH1	-12.34	114.13	120.30
1	8-C	81	ARG	NE-CZ-NH1	7.89	124.25	120.30
1	6-E	73	LEU	CA-CB-CG	7.62	132.84	115.30
1	8-C	81	ARG	NE-CZ-NH2	-7.44	116.58	120.30
1	7-B	121	ASP	CB-CG-OD1	-7.01	111.99	118.30
1	5-A	36	LEU	CA-CB-CG	-6.91	99.40	115.30
1	8-A	136	ASN	N-CA-C	-6.88	92.43	111.00
1	1-C	192	GLU	CG-CD-OE1	6.80	131.90	118.30
1	8-A	56	ASP	N-CA-C	-6.68	92.96	111.00
1	2-D	124	ARG	NE-CZ-NH1	6.60	123.60	120.30
1	6-D	131	ILE	N-CA-C	-6.57	93.25	111.00
1	7-A	56	ASP	CB-CG-OD2	6.55	124.20	118.30
1	7-D	56	ASP	N-CA-C	-6.48	93.51	111.00
1	1-C	192	GLU	OE1-CD-OE2	-6.38	115.64	123.30
1	1-E	136	ASN	N-CA-C	-6.26	94.08	111.00
1	5-F	136	ASN	N-CA-C	-6.20	94.26	111.00
1	1-E	67	LYS	N-CA-C	6.20	127.73	111.00
1	7-F	156	ARG	NE-CZ-NH2	-6.19	117.21	120.30
1	7-D	136	ASN	N-CA-C	-6.16	94.36	111.00
1	6-B	54	TYR	N-CA-C	-6.14	94.43	111.00
1	6-C	56	ASP	N-CA-C	-6.07	94.61	111.00
1	4-F	156	ARG	NE-CZ-NH1	-6.05	117.27	120.30
1	5-B	145	ARG	NE-CZ-NH1	6.01	123.31	120.30
1	5-A	136	ASN	N-CA-C	-5.99	94.83	111.00
1	2-F	132	ARG	NE-CZ-NH1	-5.98	117.31	120.30
1	3-C	131	ILE	N-CA-C	-5.93	94.98	111.00

*Continued on next page...*

*Continued from previous page...*

Mol	Chain	Res	Type	Atoms	Z	Observed(°)	Ideal(°)
1	5-E	88	ARG	N-CA-C	-5.93	95.00	111.00
1	6-E	136	ASN	N-CA-C	-5.93	95.00	111.00
1	6-C	136	ASN	N-CA-C	-5.91	95.04	111.00
1	4-D	47	ARG	NE-CZ-NH1	-5.91	117.35	120.30
1	8-D	136	ASN	N-CA-C	-5.90	95.08	111.00
1	1-C	81	ARG	NE-CZ-NH1	-5.87	117.36	120.30
1	2-A	57	VAL	CB-CA-C	-5.86	100.26	111.40
1	8-C	136	ASN	N-CA-C	-5.83	95.26	111.00
1	3-E	129	LEU	CA-CB-CG	-5.83	101.89	115.30
1	1-F	132	ARG	NE-CZ-NH1	-5.83	117.39	120.30
1	7-C	136	ASN	N-CA-C	-5.80	95.35	111.00
1	8-D	145	ARG	N-CA-C	5.77	126.59	111.00
1	7-C	137	VAL	N-CA-C	5.77	126.57	111.00
1	7-C	197	VAL	N-CA-C	-5.69	95.65	111.00
1	2-F	132	ARG	NE-CZ-NH2	5.68	123.14	120.30
1	8-E	97	LEU	CA-CB-CG	-5.68	102.23	115.30
1	8-E	56	ASP	N-CA-C	-5.68	95.67	111.00
1	5-B	56	ASP	N-CA-C	-5.65	95.74	111.00
1	2-B	56	ASP	N-CA-C	-5.64	95.78	111.00
1	8-B	56	ASP	N-CA-C	-5.63	95.79	111.00
1	2-D	45	GLY	N-CA-C	5.63	127.17	113.10
1	7-B	45	GLY	N-CA-C	5.63	127.17	113.10
1	6-F	132	ARG	NE-CZ-NH1	-5.60	117.50	120.30
1	7-F	156	ARG	NE-CZ-NH1	5.58	123.09	120.30
1	2-F	45	GLY	N-CA-C	5.57	127.02	113.10
1	3-F	99	ASP	CB-CG-OD2	5.55	123.30	118.30
1	6-F	56	ASP	N-CA-C	-5.52	96.10	111.00
1	8-C	124	ARG	NE-CZ-NH1	-5.52	117.54	120.30
1	7-B	136	ASN	N-CA-C	-5.49	96.19	111.00
1	7-B	102	ARG	CD-NE-CZ	5.43	131.20	123.60
1	2-A	58	GLY	N-CA-C	-5.37	99.67	113.10
1	7-A	56	ASP	CB-CG-OD1	-5.36	113.47	118.30
1	1-D	136	ASN	N-CA-C	-5.36	96.53	111.00
1	5-D	124	ARG	NE-CZ-NH1	5.34	122.97	120.30
1	6-A	161	ARG	NE-CZ-NH1	5.33	122.96	120.30
1	8-F	137	VAL	N-CA-C	5.33	125.38	111.00
1	8-C	161	ARG	NE-CZ-NH1	-5.32	117.64	120.30
1	4-D	47	ARG	NE-CZ-NH2	5.28	122.94	120.30
1	8-E	82	ASN	CB-CA-C	-5.24	99.91	110.40
1	8-F	56	ASP	N-CA-C	-5.20	96.97	111.00
1	5-C	161	ARG	NE-CZ-NH1	-5.18	117.71	120.30
1	5-E	80	THR	N-CA-C	-5.18	97.00	111.00

*Continued on next page...*

*Continued from previous page...*

Mol	Chain	Res	Type	Atoms	Z	Observed(°)	Ideal(°)
1	4-B	45	GLY	N-CA-C	5.14	125.95	113.10
1	1-F	136	ASN	N-CA-C	-5.10	97.22	111.00
1	5-F	56	ASP	CB-CG-OD2	-5.08	113.72	118.30
1	3-B	56	ASP	N-CA-C	-5.08	97.28	111.00
1	7-A	56	ASP	N-CA-C	-5.07	97.31	111.00
1	4-B	136	ASN	N-CA-C	-5.01	97.47	111.00
1	2-E	136	ASN	N-CA-C	-5.00	97.49	111.00

There are no chirality outliers.

All (10) planarity outliers are listed below:

Mol	Chain	Res	Type	Group
1	1-D	33	TYR	Sidechain
1	2-C	33	TYR	Sidechain
1	2-D	33	TYR	Sidechain
1	5-D	152	PHE	Sidechain
1	5-E	33	TYR	Sidechain
1	6-B	101	TYR	Sidechain
1	6-B	33	TYR	Sidechain
1	6-D	33	TYR	Sidechain
1	8-B	33	TYR	Sidechain
1	8-E	101	TYR	Sidechain

## 5.2 Close contacts ⓘ

In the following table, the Non-H and H(model) columns list the number of non-hydrogen atoms and hydrogen atoms in the chain respectively. The H(added) column lists the number of hydrogens added by MolProbity. The Clashes column lists the number of clashes within the asymmetric unit, and the number in parentheses is this value normalized per 1000 atoms of the molecule in the chain. The Symm-Clashes column gives symmetry related clashes, in the same way as for the Clashes column.

Mol	Chain	Non-H	H(model)	H(added)	Clashes	Symm-Clashes
1	1-A	1591	0	1575	115	0
1	1-B	1591	0	1575	122	0
1	1-C	1591	0	1575	120	0
1	1-D	1591	0	1575	125	0
1	1-E	1591	0	1575	96	0
1	1-F	1591	0	1575	101	0
1	2-A	1591	0	1575	171	0
1	2-B	1591	0	1575	123	0

*Continued on next page...*

*Continued from previous page...*

Mol	Chain	Non-H	H(model)	H(added)	Clashes	Symm-Clashes
1	2-C	1591	0	1575	132	1
1	2-D	1591	0	1575	123	0
1	2-E	1591	0	1575	110	0
1	2-F	1591	0	1575	116	0
1	3-A	1591	0	1575	119	0
1	3-B	1591	0	1575	97	1
1	3-C	1591	0	1575	115	0
1	3-D	1591	0	1575	112	0
1	3-E	1591	0	1575	123	0
1	3-F	1591	0	1575	144	0
1	4-A	1591	0	1575	92	0
1	4-B	1591	0	1575	95	0
1	4-C	1591	0	1575	165	0
1	4-D	1591	0	1575	137	0
1	4-E	1591	0	1575	99	0
1	4-F	1591	0	1575	157	0
1	5-A	1591	0	1575	111	0
1	5-B	1591	0	1575	104	0
1	5-C	1591	0	1575	131	0
1	5-D	1591	0	1575	105	0
1	5-E	1591	0	1575	159	0
1	5-F	1591	0	1575	116	0
1	6-A	1591	0	1575	114	0
1	6-B	1591	0	1575	118	0
1	6-C	1591	0	1575	114	0
1	6-D	1591	0	1575	128	0
1	6-E	1591	0	1575	92	0
1	6-F	1591	0	1575	95	0
1	7-A	1591	0	1575	123	0
1	7-B	1591	0	1575	170	0
1	7-C	1591	0	1575	134	0
1	7-D	1591	0	1575	142	0
1	7-E	1591	0	1575	134	0
1	7-F	1591	0	1575	155	0
1	8-A	1591	0	1575	187	0
1	8-B	1591	0	1575	130	0
1	8-C	1591	0	1575	123	0
1	8-D	1591	0	1575	86	0
1	8-E	1591	0	1575	136	0
1	8-F	1591	0	1575	138	1
2	1-A	121	0	0	22	0
2	1-B	115	0	0	12	0

*Continued on next page...*

*Continued from previous page...*

Mol	Chain	Non-H	H(model)	H(added)	Clashes	Symm-Clashes
2	1-C	103	0	0	19	0
2	1-D	96	0	0	12	0
2	1-E	99	0	0	11	0
2	1-F	111	0	0	17	0
2	2-A	120	0	0	28	0
2	2-B	118	0	0	15	0
2	2-C	104	0	0	17	0
2	2-D	96	0	0	7	0
2	2-E	97	0	0	9	0
2	2-F	110	0	0	19	0
2	3-A	117	0	0	23	0
2	3-B	120	0	0	9	0
2	3-C	103	0	0	14	0
2	3-D	92	0	0	7	0
2	3-E	104	0	0	12	0
2	3-F	109	0	0	15	1
2	4-A	118	0	0	16	0
2	4-B	125	0	0	13	0
2	4-C	97	0	0	18	0
2	4-D	97	0	0	15	0
2	4-E	97	0	0	6	0
2	4-F	111	0	0	15	0
2	5-A	118	0	0	23	0
2	5-B	118	0	0	6	0
2	5-C	101	0	0	11	0
2	5-D	93	0	0	9	0
2	5-E	102	0	0	26	0
2	5-F	113	0	0	16	0
2	6-A	117	0	0	11	0
2	6-B	117	0	0	11	0
2	6-C	98	0	0	16	0
2	6-D	99	0	0	16	0
2	6-E	104	0	0	11	0
2	6-F	110	0	0	12	0
2	7-A	120	0	0	24	0
2	7-B	120	0	0	24	0
2	7-C	100	0	0	11	0
2	7-D	95	0	0	10	0
2	7-E	102	0	0	15	0
2	7-F	108	0	0	19	0
2	8-A	117	0	0	33	0
2	8-B	123	0	0	36	1

*Continued on next page...*

*Continued from previous page...*

Mol	Chain	Non-H	H(model)	H(added)	Clashes	Symm-Clashes
2	8-C	101	0	0	11	0
2	8-D	97	0	0	5	0
2	8-E	98	0	0	29	0
2	8-F	109	0	0	8	0
All	All	81528	0	75600	5480	3

Clashscore is defined as the number of clashes calculated for the entry per 1000 atoms (including hydrogens) of the entry. The overall clashscore for this entry is 36.

All (5480) close contacts within the same asymmetric unit are listed below.

Atom-1	Atom-2	Distance(Å)	Clash(Å)
1:A:192:GLU:OE1	2:A:316:HOH:O	1.57	1.21
1:D:106:SER:OG	2:D:244:HOH:O	1.54	1.21
1:B:81:ARG:HA	2:B:288:HOH:O	1.36	1.18
1:D:12:THR:HG23	2:D:264:HOH:O	1.44	1.18
1:C:157:GLU:HB2	2:C:214:HOH:O	1.41	1.17
1:E:96:ASN:HB3	2:E:245:HOH:O	1.42	1.16
1:E:81:ARG:HB3	2:E:298:HOH:O	1.41	1.16
1:D:46:ASN:HB3	2:D:282:HOH:O	1.45	1.14
1:E:2:ALA:HA	2:E:293:HOH:O	1.47	1.14
1:D:66:THR:HB	1:D:69:SER:HB3	1.30	1.13
1:E:67:LYS:HB2	2:F:276:HOH:O	1.45	1.13
1:B:192:GLU:OE1	2:B:294:HOH:O	1.68	1.11
1:A:24:VAL:HB	1:A:90:PRO:HD3	1.25	1.11
1:D:157:GLU:HB2	2:D:219:HOH:O	1.51	1.10
1:E:85:LEU:HG	1:E:85:LEU:O	1.46	1.10
1:D:123:LEU:HD22	1:D:129:LEU:HD13	1.27	1.10
1:C:19:THR:HG23	1:C:84:CYS:HB3	1.19	1.10
1:B:142:ALA:HB2	1:B:150:LEU:HB2	1.19	1.09
1:A:59:PHE:HA	2:A:295:HOH:O	1.53	1.09
1:C:145:ARG:HH11	1:C:145:ARG:HG3	1.16	1.08
1:C:94:HIS:HB2	1:C:96:ASN:HD21	1.18	1.08
1:E:11:MSE:SE	2:E:273:HOH:O	2.22	1.07
1:C:19:THR:HG21	1:C:186:LEU:HD21	1.32	1.07
1:D:140:LEU:HG	1:D:203:LEU:HD13	1.35	1.06
1:E:81:ARG:HB3	2:E:295:HOH:O	1.52	1.06
1:C:20:LYS:HE2	1:C:22:ILE:HG23	1.33	1.06
1:C:19:THR:HG21	1:C:186:LEU:HD21	1.12	1.06
1:F:17:VAL:HG13	1:F:83:LEU:HA	1.30	1.06
1:E:81:ARG:NH2	2:E:209:HOH:O	1.88	1.05
1:D:66:THR:HB	1:D:69:SER:OG	1.56	1.05
1:C:156:ARG:O	1:C:159:ALA:HB3	1.57	1.05

*Continued on next page...*

*Continued from previous page...*

Atom-1	Atom-2	Distance(Å)	Clash(Å)
1:C:19:THR:HG21	1:C:186:LEU:HD11	1.38	1.05
1:E:137:VAL:HG13	1:E:138:GLY:H	1.22	1.05
1:E:153:LEU:HD12	1:E:158:LEU:HA	1.40	1.04
2:A:321:HOH:O	1:B:102:ARG:HD3	1.56	1.03
1:C:149:VAL:HG12	2:D:226:HOH:O	1.57	1.03
1:E:173:ILE:HG21	1:E:188:ALA:HB2	1.37	1.03
1:E:94:HIS:HB2	1:E:96:ASN:HD22	1.23	1.02
1:E:49:VAL:HG23	1:E:109:VAL:HG21	1.41	1.02
1:D:81:ARG:HH22	1:D:198:ASN:ND2	1.56	1.02
1:A:12:THR:HG21	1:A:166:ASP:HB3	1.37	1.02
1:F:7:PRO:O	1:F:19:THR:HB	1.59	1.02
1:E:81:ARG:HH12	1:E:198:ASN:HD21	1.06	1.02
1:A:157:GLU:HA	1:A:157:GLU:OE2	1.58	1.02
1:A:173:ILE:HD13	1:A:184:GLU:HB3	1.39	1.01
1:D:98:LYS:HB3	1:D:102:ARG:HH22	1.25	1.01
1:F:140:LEU:HG	1:F:203:LEU:HD13	1.42	1.01
1:A:91:LYS:HB2	1:A:91:LYS:NZ	1.72	1.01
1:E:157:GLU:HB2	2:E:249:HOH:O	1.59	1.01
1:A:178:GLU:N	1:A:178:GLU:OE2	1.93	1.00
1:E:36:LEU:HG	2:E:248:HOH:O	1.60	1.00
1:E:81:ARG:HH12	1:E:198:ASN:HD21	1.03	1.00
1:F:24:VAL:HB	1:F:90:PRO:HD3	1.44	1.00
1:C:19:THR:HG21	1:C:186:LEU:HD21	1.37	1.00
1:E:18:GLN:HB2	1:E:83:LEU:HD22	1.39	1.00
1:A:184:GLU:HG3	2:A:283:HOH:O	1.62	0.99
1:F:111:PHE:CE2	2:F:207:HOH:O	2.15	0.99
1:B:140:LEU:HG	1:B:203:LEU:HD13	1.45	0.98
1:B:17:VAL:HG13	1:B:83:LEU:HA	1.46	0.98
1:A:47:ARG:HH21	1:A:47:ARG:HG2	1.26	0.98
1:D:161:ARG:HG3	1:D:161:ARG:HH11	1.29	0.98
1:A:181:GLY:HA3	2:A:281:HOH:O	1.64	0.98
1:A:107:LYS:HB2	1:A:107:LYS:HZ3	1.27	0.97
1:F:124:ARG:HB3	1:F:124:ARG:NH1	1.79	0.97
1:D:31:SER:HB3	1:D:32:PRO:HD3	1.46	0.97
1:C:192:GLU:OE2	2:C:241:HOH:O	1.82	0.97
1:B:18:GLN:NE2	2:B:329:HOH:O	1.95	0.97
1:B:96:ASN:HD22	1:B:96:ASN:H	1.06	0.97
1:F:137:VAL:HG22	1:F:158:LEU:HD21	1.44	0.97
1:D:111:PHE:O	1:D:134:ALA:HA	1.65	0.97
1:A:205:ASP:HA	1:F:161:ARG:NH1	1.79	0.97
1:A:91:LYS:HB2	1:A:91:LYS:HZ2	1.29	0.97
1:F:167:LEU:O	1:F:171:ASP:HB2	1.65	0.96

*Continued on next page...*



*Continued from previous page...*

Atom-1	Atom-2	Distance(Å)	Clash(Å)
1:E:81:ARG:HB3	2:E:296:HOH:O	1.65	0.96
1:F:54:TYR:HB2	1:F:75:SER:HB2	1.45	0.96
1:E:167:LEU:HD23	2:E:270:HOH:O	1.65	0.96
1:F:19:THR:HG21	1:F:186:LEU:HD21	1.47	0.96
1:B:54:TYR:O	1:B:73:LEU:HA	1.65	0.96
1:C:161:ARG:HG3	1:C:161:ARG:HH11	1.31	0.96
1:F:12:THR:HG21	1:F:166:ASP:OD1	1.66	0.95
1:A:66:THR:HG23	1:A:69:SER:HB3	1.48	0.95
1:D:157:GLU:OE1	1:E:47:ARG:HD2	1.65	0.95
1:E:123:LEU:HB3	1:E:129:LEU:HB3	1.49	0.95
1:B:93:PHE:HE1	1:B:101:TYR:HH	1.05	0.95
1:A:184:GLU:HG3	2:A:282:HOH:O	1.67	0.95
1:D:148:LEU:HG	2:D:224:HOH:O	1.67	0.95
1:D:85:LEU:HD21	1:D:87:LEU:HD21	1.48	0.95
1:C:187:GLU:OE1	2:C:302:HOH:O	1.82	0.94
1:F:38:ARG:HG3	2:F:233:HOH:O	1.67	0.94
1:E:58:GLY:HA2	1:F:98:LYS:NZ	1.81	0.94
1:D:153:LEU:HD22	1:D:157:GLU:HB3	1.47	0.94
1:A:91:LYS:HB3	1:A:92:PRO:HD3	1.48	0.94
1:A:79:SER:HB3	1:A:84:CYS:HA	1.47	0.94
1:B:156:ARG:HG3	1:C:47:ARG:CZ	1.98	0.94
2:A:314:HOH:O	1:F:67:LYS:HB2	1.65	0.94
1:A:184:GLU:HG3	2:A:280:HOH:O	1.67	0.94
1:E:124:ARG:HD2	2:E:252:HOH:O	1.68	0.94
1:F:19:THR:HG23	1:F:84:CYS:HB3	1.47	0.94
1:A:12:THR:CG2	1:A:166:ASP:HB3	1.98	0.94
1:D:89:LEU:HD22	1:D:97:LEU:HD11	1.50	0.94
1:C:114:VAL:HG12	1:C:115:GLN:HG2	1.46	0.93
1:C:10:LYS:H	1:C:10:LYS:HD2	1.33	0.93
1:F:29:ASP:O	1:F:32:PRO:HD2	1.68	0.93
1:C:148:LEU:HD13	1:D:140:LEU:HD12	1.50	0.93
1:B:11:MSE:HB2	1:B:13:ASP:OD1	1.68	0.93
1:C:154:GLY:HA3	1:D:107:LYS:O	1.69	0.92
1:E:124:ARG:HD2	2:E:251:HOH:O	1.69	0.92
1:F:6:GLY:HA3	1:F:19:THR:HG22	1.48	0.92
1:D:33:TYR:HA	1:D:36:LEU:HD12	1.47	0.92
1:D:136:ASN:O	1:D:138:GLY:N	2.01	0.92
1:D:196:ILE:HG13	2:D:213:HOH:O	1.69	0.92
1:B:40:ASP:OD1	1:B:81:ARG:HB3	1.67	0.92
1:F:17:VAL:HG22	1:F:81:ARG:O	1.68	0.92
1:A:51:PHE:CZ	1:A:116:ILE:HD12	2.04	0.92
1:C:22:ILE:HD11	1:C:28:THR:HG21	1.51	0.92

*Continued on next page...*

*Continued from previous page...*

Atom-1	Atom-2	Distance(Å)	Clash(Å)
1:E:192:GLU:OE1	2:E:274:HOH:O	1.86	0.92
1:A:51:PHE:HZ	1:A:116:ILE:HD12	1.32	0.92
1:A:37:ILE:HG23	1:A:80:THR:HG23	1.52	0.92
1:C:46:ASN:ND2	2:C:217:HOH:O	2.03	0.92
1:F:46:ASN:ND2	2:F:299:HOH:O	2.01	0.92
1:D:32:PRO:O	1:D:36:LEU:HG	1.70	0.91
1:C:50:ILE:HG12	1:C:197:VAL:HA	1.50	0.91
1:D:31:SER:HB2	1:D:32:PRO:HD3	1.50	0.91
1:C:94:HIS:HB2	1:C:96:ASN:ND2	1.85	0.91
1:E:121:ASP:OD2	2:E:275:HOH:O	1.88	0.91
1:A:107:LYS:HB2	1:A:107:LYS:NZ	1.83	0.91
1:E:11:MSE:HB2	1:E:15:SER:OG	1.70	0.91
1:B:37:ILE:HG23	1:B:80:THR:CG2	2.01	0.91
1:D:145:ARG:HH12	1:D:202:GLN:HE21	0.96	0.91
1:D:22:ILE:HD11	1:D:28:THR:HG21	1.53	0.91
1:B:53:VAL:HB	1:B:73:LEU:CD1	2.01	0.90
1:E:135:ILE:HD11	1:E:140:LEU:HB2	1.54	0.90
1:A:148:LEU:HD22	2:B:303:HOH:O	1.70	0.90
1:D:53:VAL:HG12	1:D:76:VAL:HG22	1.54	0.90
1:C:149:VAL:HG21	1:D:204:SER:HA	1.53	0.90
1:E:154:GLY:HA3	1:F:107:LYS:O	1.72	0.90
1:E:77:LYS:HD2	1:E:189:ALA:HB1	1.51	0.90
1:D:52:ASP:HB2	1:D:77:LYS:HE2	1.52	0.90
1:C:94:HIS:HB2	1:C:96:ASN:ND2	1.87	0.90
1:A:56:ASP:OD1	1:A:91:LYS:NZ	2.03	0.90
1:B:104:PHE:O	1:B:131:ILE:HA	1.71	0.90
1:B:110:THR:HA	1:B:133:ASN:ND2	1.86	0.90
1:E:77:LYS:HD2	1:E:189:ALA:HB1	1.51	0.90
1:C:94:HIS:HB2	1:C:96:ASN:HD21	1.36	0.89
1:C:10:LYS:HE3	1:C:10:LYS:H	1.36	0.89
1:A:20:LYS:HE2	1:A:33:TYR:CZ	2.08	0.89
1:C:124:ARG:HG3	1:C:124:ARG:HH11	1.37	0.89
1:D:22:ILE:CD1	1:D:28:THR:HG21	2.03	0.89
1:D:37:ILE:HG23	1:D:80:THR:HG23	1.52	0.89
1:A:81:ARG:HB3	2:A:279:HOH:O	1.73	0.89
1:A:132:ARG:NH2	1:F:119:ASP:OD1	2.05	0.89
1:B:46:ASN:HB3	2:B:308:HOH:O	1.73	0.89
1:B:86:PHE:HE1	1:B:88:ARG:HG2	1.37	0.89
1:D:17:VAL:HG21	1:D:194:TRP:HB2	1.54	0.89
1:C:114:VAL:N	2:C:227:HOH:O	2.04	0.89
1:F:139:LYS:HB2	1:F:151:GLU:OE1	1.73	0.89
1:A:135:ILE:HD11	1:A:140:LEU:HB2	1.53	0.89

*Continued on next page...*

*Continued from previous page...*

Atom-1	Atom-2	Distance(Å)	Clash(Å)
1:C:51:PHE:HA	1:C:77:LYS:O	1.73	0.89
1:C:178:GLU:OE1	2:C:249:HOH:O	1.90	0.89
1:D:31:SER:HB2	1:D:32:PRO:HD3	1.55	0.88
1:E:119:ASP:OD2	1:F:132:ARG:HD2	1.72	0.88
1:A:38:ARG:O	1:A:42:ILE:HD12	1.73	0.88
1:B:96:ASN:HD22	1:B:96:ASN:H	1.21	0.88
1:A:135:ILE:HD12	1:A:136:ASN:N	1.89	0.88
1:B:124:ARG:HD2	2:B:272:HOH:O	1.73	0.88
1:C:19:THR:CG2	1:C:186:LEU:HD21	2.02	0.88
1:E:59:PHE:CZ	1:F:98:LYS:HG3	2.09	0.88
1:A:91:LYS:HB3	1:A:92:PRO:CD	2.04	0.88
1:F:124:ARG:HB3	1:F:124:ARG:HH11	1.37	0.88
1:F:55:TRP:NE1	1:F:119:ASP:OD1	2.07	0.88
1:D:173:ILE:HA	1:D:176:LYS:HE3	1.56	0.88
1:A:73:LEU:N	1:A:127:HIS:NE2	2.22	0.88
1:D:118:GLU:HG2	2:E:234:HOH:O	1.73	0.88
1:E:23:ASP:OD1	1:E:88:ARG:HD2	1.73	0.88
1:A:136:ASN:HD22	1:A:136:ASN:C	1.77	0.88
1:B:25:GLY:H	1:B:28:THR:HB	1.38	0.88
1:B:96:ASN:H	1:B:96:ASN:HD22	1.19	0.88
1:C:53:VAL:HB	1:C:73:LEU:HD11	1.56	0.87
1:C:11:MSE:HA	1:C:11:MSE:HE2	1.55	0.87
1:C:162:VAL:HB	1:C:199:VAL:HG22	1.55	0.87
1:E:31:SER:HB3	1:E:32:PRO:HD3	1.56	0.87
1:F:169:GLN:HB3	2:F:251:HOH:O	1.74	0.87
1:F:8:LYS:HD3	1:F:16:TYR:HB3	1.55	0.87
1:A:86:PHE:HD1	1:A:88:ARG:HH22	1.23	0.87
1:F:187:GLU:OE1	2:F:293:HOH:O	1.93	0.87
1:D:53:VAL:HB	1:D:73:LEU:HD11	1.55	0.86
1:B:29:ASP:OD2	1:B:31:SER:HB2	1.75	0.86
1:C:81:ARG:NH2	1:C:201:ASP:OD2	2.07	0.86
1:A:46:ASN:HA	2:A:265:HOH:O	1.75	0.86
1:C:111:PHE:O	1:C:135:ILE:HG22	1.74	0.86
1:D:123:LEU:HB3	1:D:129:LEU:HB3	1.57	0.86
1:B:54:TYR:HB2	1:B:75:SER:HB3	1.57	0.86
1:B:175:ALA:O	2:B:233:HOH:O	1.94	0.86
1:E:77:LYS:HD2	1:E:189:ALA:O	1.75	0.86
1:E:173:ILE:CG2	1:E:188:ALA:HB2	2.05	0.85
1:E:156:ARG:HG3	1:F:47:ARG:NH1	1.91	0.85
1:C:115:GLN:HE22	1:C:152:PHE:HA	1.39	0.85
1:D:157:GLU:OE2	2:D:251:HOH:O	1.93	0.85
1:D:131:ILE:HB	1:D:134:ALA:HB2	1.58	0.85

*Continued on next page...*

*Continued from previous page...*

Atom-1	Atom-2	Distance(Å)	Clash(Å)
1:E:111:PHE:O	1:E:134:ALA:HA	1.76	0.85
1:D:37:ILE:HG23	1:D:80:THR:CG2	2.06	0.85
1:E:57:VAL:HG13	1:E:71:TRP:NE1	1.92	0.85
1:E:24:VAL:HB	1:E:90:PRO:HD3	1.59	0.85
1:F:160:HIS:NE2	2:F:216:HOH:O	2.09	0.85
1:C:32:PRO:O	1:C:35:SER:HB2	1.75	0.85
1:B:4:PHE:HA	1:B:20:LYS:HB2	1.58	0.85
1:E:140:LEU:HD23	1:E:203:LEU:HD13	1.59	0.85
1:F:19:THR:HG22	1:F:20:LYS:H	1.39	0.85
1:C:22:ILE:HD11	1:C:28:THR:HG21	1.59	0.85
1:C:178:GLU:OE2	1:D:38:ARG:NH2	2.10	0.85
1:B:187:GLU:O	1:B:191:ILE:HG13	1.77	0.85
1:A:75:SER:HB3	1:A:88:ARG:HA	1.58	0.85
1:A:80:THR:O	2:A:228:HOH:O	1.94	0.85
1:F:147:THR:O	1:F:150:LEU:HG	1.77	0.85
1:E:81:ARG:HH12	1:E:198:ASN:HD21	1.20	0.84
1:E:137:VAL:HG22	1:E:158:LEU:HD21	1.57	0.84
1:C:54:TYR:HB2	1:C:75:SER:HB2	1.59	0.84
1:D:56:ASP:HB2	1:D:74:SER:HB2	1.57	0.84
1:C:89:LEU:HD22	1:C:97:LEU:HD11	1.58	0.84
1:F:47:ARG:O	1:F:109:VAL:HB	1.76	0.84
1:F:170:LEU:HD21	1:F:192:GLU:OE2	1.78	0.84
1:A:101:TYR:CG	1:F:57:VAL:HG11	2.11	0.84
1:D:47:ARG:HD3	1:D:108:PHE:O	1.76	0.84
1:C:20:LYS:O	1:C:22:ILE:HG22	1.76	0.84
1:C:3:SER:O	2:C:246:HOH:O	1.94	0.84
1:B:115:GLN:N	1:B:136:ASN:HD21	1.75	0.84
1:E:4:PHE:HB3	1:E:18:GLN:HB3	1.59	0.84
1:E:50:ILE:O	1:E:78:LEU:HA	1.76	0.84
1:E:119:ASP:O	1:E:123:LEU:N	2.09	0.84
1:C:10:LYS:O	1:C:10:LYS:HD2	1.78	0.84
1:E:177:TRP:HB3	1:F:38:ARG:HE	1.43	0.84
1:C:151:GLU:HB3	1:C:152:PHE:CE2	2.12	0.84
1:A:155:THR:HB	1:A:192:GLU:OE1	1.77	0.84
1:F:83:LEU:N	1:F:83:LEU:HD23	1.93	0.84
1:C:96:ASN:HB3	2:C:274:HOH:O	1.77	0.84
1:C:58:GLY:HA2	1:D:98:LYS:NZ	1.92	0.84
1:A:17:VAL:HG22	1:A:81:ARG:O	1.76	0.84
1:C:38:ARG:NH2	2:C:306:HOH:O	2.11	0.84
1:F:136:ASN:HB3	1:F:139:LYS:HG3	1.60	0.83
1:D:163:LEU:HD22	1:D:202:GLN:NE2	1.92	0.83
1:B:81:ARG:HG3	1:B:82:ASN:ND2	1.93	0.83

*Continued on next page...*

*Continued from previous page...*

Atom-1	Atom-2	Distance(Å)	Clash(Å)
1:C:11:MSE:SE	2:C:216:HOH:O	2.45	0.83
1:B:142:ALA:HA	1:B:150:LEU:HD12	1.59	0.83
1:F:187:GLU:OE1	2:F:295:HOH:O	1.96	0.83
1:B:116:ILE:HA	1:B:119:ASP:OD2	1.78	0.83
1:F:137:VAL:CG2	1:F:158:LEU:HD21	2.09	0.83
1:D:156:ARG:HD3	1:D:156:ARG:O	1.76	0.83
1:D:140:LEU:O	1:D:140:LEU:HD12	1.78	0.83
1:A:10:LYS:HB2	1:A:16:TYR:CE2	2.14	0.83
1:F:45:GLY:O	1:F:46:ASN:HB2	1.76	0.83
1:D:102:ARG:HD2	2:D:291:HOH:O	1.78	0.83
1:F:202:GLN:O	1:F:206:GLU:HB2	1.79	0.83
1:D:81:ARG:NH1	1:D:81:ARG:HB2	1.94	0.83
1:E:58:GLY:HA2	1:F:98:LYS:HZ1	1.41	0.83
1:B:3:SER:HB2	2:B:259:HOH:O	1.78	0.83
1:E:81:ARG:HH12	1:E:198:ASN:ND2	1.76	0.83
1:C:76:VAL:HG12	1:C:78:LEU:HG	1.58	0.83
1:D:53:VAL:HG12	1:D:76:VAL:HG22	1.60	0.83
1:D:82:ASN:HB3	1:D:83:LEU:HD23	1.59	0.83
1:B:149:VAL:HB	2:B:277:HOH:O	1.78	0.83
1:E:23:ASP:HA	1:E:88:ARG:HB2	1.59	0.83
1:A:24:VAL:HG11	1:A:97:LEU:HG	1.60	0.82
1:D:151:GLU:HG2	1:D:152:PHE:CE2	2.14	0.82
1:C:149:VAL:HB	2:C:234:HOH:O	1.79	0.82
1:C:165:SER:OG	2:C:238:HOH:O	1.97	0.82
1:F:53:VAL:HG11	1:F:123:LEU:HD21	1.60	0.82
1:F:52:ASP:O	1:F:76:VAL:HG13	1.78	0.82
1:C:116:ILE:HD12	1:C:120:LEU:HD11	1.60	0.82
1:D:17:VAL:HG13	1:D:83:LEU:HA	1.62	0.82
1:A:150:LEU:HA	1:A:153:LEU:HD12	1.62	0.82
1:C:50:ILE:HB	1:C:79:SER:HB2	1.61	0.82
1:E:34:LEU:HD12	1:E:99:ASP:HB3	1.60	0.82
1:E:153:LEU:HD22	1:E:157:GLU:HB3	1.60	0.82
1:B:176:LYS:HB2	1:B:179:LYS:HE2	1.59	0.82
1:B:176:LYS:HB2	1:B:179:LYS:HE2	1.61	0.82
1:E:36:LEU:HG	2:E:248:HOH:O	1.79	0.82
1:A:201:ASP:OD1	2:A:251:HOH:O	1.96	0.82
1:E:131:ILE:HG22	1:E:134:ALA:HB2	1.62	0.82
1:E:96:ASN:N	1:E:96:ASN:HD22	1.77	0.82
1:F:123:LEU:HB3	1:F:129:LEU:HB3	1.62	0.82
1:D:46:ASN:ND2	2:D:250:HOH:O	2.04	0.82
1:D:138:GLY:HA3	2:D:213:HOH:O	1.80	0.82
1:D:81:ARG:CB	1:D:81:ARG:HH11	1.93	0.82

*Continued on next page...*

*Continued from previous page...*

Atom-1	Atom-2	Distance(Å)	Clash(Å)
1:A:47:ARG:HH12	1:F:174:GLU:HG3	1.42	0.81
1:E:169:GLN:HE21	1:E:169:GLN:HA	1.45	0.81
1:E:124:ARG:HD2	2:E:251:HOH:O	1.80	0.81
1:B:53:VAL:HB	1:B:73:LEU:HD13	1.61	0.81
1:E:131:ILE:CG2	1:E:134:ALA:HB2	2.10	0.81
1:C:115:GLN:NE2	1:C:152:PHE:HA	1.94	0.81
1:D:187:GLU:O	1:D:191:ILE:HG13	1.80	0.81
1:D:135:ILE:HG12	1:D:137:VAL:H	1.45	0.81
1:A:59:PHE:HB2	2:A:262:HOH:O	1.80	0.81
1:D:67:LYS:HG2	1:E:125:GLU:O	1.79	0.81
1:A:132:ARG:HH21	1:F:119:ASP:CG	1.84	0.81
1:D:187:GLU:O	1:D:191:ILE:HG13	1.80	0.81
1:C:133:ASN:ND2	2:C:231:HOH:O	2.11	0.81
1:B:74:SER:O	1:B:89:LEU:N	2.12	0.81
1:B:139:LYS:HE2	2:B:264:HOH:O	1.80	0.81
1:D:22:ILE:HD11	1:D:24:VAL:HG22	1.62	0.81
1:E:137:VAL:HG13	1:E:138:GLY:N	1.96	0.81
1:E:18:GLN:HB2	1:E:83:LEU:CD2	2.09	0.81
1:C:76:VAL:HG21	1:C:100:LEU:HD21	1.62	0.81
1:F:184:GLU:HG3	2:F:305:HOH:O	1.79	0.81
1:A:50:ILE:HD13	1:A:112:VAL:HB	1.62	0.81
1:D:20:LYS:HG3	1:D:20:LYS:O	1.80	0.81
1:F:153:LEU:HD13	1:F:157:GLU:HG3	1.63	0.81
1:F:31:SER:HB2	1:F:32:PRO:HD3	1.63	0.81
1:E:118:GLU:HG2	2:F:233:HOH:O	1.80	0.81
1:A:79:SER:HB2	1:A:83:LEU:O	1.80	0.81
1:C:142:ALA:HB2	1:C:150:LEU:HB2	1.61	0.81
1:F:133:ASN:ND2	2:F:227:HOH:O	2.13	0.81
1:E:81:ARG:NH1	1:E:198:ASN:HD21	1.78	0.81
1:D:36:LEU:HG	2:D:257:HOH:O	1.81	0.81
1:C:10:LYS:CE	1:C:10:LYS:H	1.94	0.81
1:C:38:ARG:NH2	2:C:307:HOH:O	2.13	0.81
1:A:34:LEU:HD13	1:A:103:PHE:CD1	2.15	0.81
1:B:84:CYS:HB2	2:B:226:HOH:O	1.80	0.81
1:F:42:ILE:HG12	1:F:47:ARG:NE	1.96	0.81
1:E:112:VAL:HG13	1:E:135:ILE:HG23	1.60	0.81
1:B:145:ARG:HH11	1:B:145:ARG:HG2	1.43	0.80
1:C:50:ILE:O	1:C:78:LEU:HA	1.80	0.80
1:C:180:ALA:HA	1:C:184:GLU:OE2	1.81	0.80
1:A:66:THR:CG2	1:A:69:SER:HB3	2.11	0.80
1:B:114:VAL:HG11	1:B:154:GLY:O	1.81	0.80
1:F:20:LYS:HG3	1:F:21:THR:N	1.93	0.80

*Continued on next page...*

*Continued from previous page...*

Atom-1	Atom-2	Distance(Å)	Clash(Å)
1:B:67:LYS:HB3	1:C:128:GLY:CA	2.12	0.80
1:C:10:LYS:NZ	1:C:10:LYS:H	1.80	0.80
1:B:156:ARG:HD2	1:B:157:GLU:OE1	1.82	0.80
1:B:34:LEU:HD13	1:B:103:PHE:HB2	1.61	0.80
1:D:50:ILE:HD13	1:D:197:VAL:HG22	1.62	0.80
1:E:97:LEU:HD11	2:E:233:HOH:O	1.80	0.80
1:D:174:GLU:HG2	1:E:108:PHE:CE1	2.16	0.80
1:A:33:TYR:HB3	1:A:85:LEU:HD11	1.63	0.80
1:D:81:ARG:HB2	1:D:81:ARG:HH11	1.45	0.80
1:E:19:THR:OG1	2:E:276:HOH:O	2.00	0.80
1:A:133:ASN:ND2	2:A:223:HOH:O	1.91	0.80
1:A:32:PRO:O	1:A:35:SER:HB2	1.80	0.80
1:C:75:SER:HA	1:C:87:LEU:O	1.81	0.80
1:C:148:LEU:HD13	1:D:140:LEU:CD1	2.12	0.80
1:A:144:ALA:O	1:A:146:GLY:N	2.15	0.80
1:A:161:ARG:HG2	1:A:161:ARG:HH11	1.47	0.80
1:B:96:ASN:N	1:B:96:ASN:HD22	1.78	0.80
1:B:140:LEU:O	1:B:140:LEU:HD12	1.82	0.80
1:D:47:ARG:N	1:D:47:ARG:HD2	1.97	0.80
1:F:97:LEU:C	1:F:99:ASP:H	1.85	0.80
1:C:85:LEU:HD12	1:C:86:PHE:N	1.95	0.80
1:A:121:ASP:HB3	1:A:125:GLU:OE2	1.82	0.80
1:D:50:ILE:HD13	1:D:197:VAL:HG22	1.64	0.80
1:A:116:ILE:HD12	1:A:120:LEU:HD11	1.62	0.80
1:F:195:LEU:O	1:F:199:VAL:HG23	1.81	0.80
1:C:19:THR:HG21	1:C:186:LEU:CD2	2.12	0.79
1:B:175:ALA:O	2:B:232:HOH:O	1.99	0.79
1:F:19:THR:HG21	1:F:186:LEU:HD21	1.64	0.79
1:C:172:SER:HB2	2:C:288:HOH:O	1.81	0.79
1:D:105:ALA:HB2	1:D:130:VAL:O	1.82	0.79
1:C:54:TYR:O	1:C:74:SER:N	2.14	0.79
1:F:66:THR:N	2:F:275:HOH:O	2.14	0.79
1:D:104:PHE:CD2	1:D:131:ILE:HG12	2.16	0.79
1:F:19:THR:HG22	1:F:20:LYS:N	1.94	0.79
1:C:96:ASN:N	1:C:96:ASN:HD22	1.80	0.79
1:F:135:ILE:HD11	1:F:140:LEU:HB2	1.64	0.79
1:C:10:LYS:CE	1:C:10:LYS:H	1.94	0.79
1:A:81:ARG:HD3	2:A:211:HOH:O	1.81	0.79
1:D:85:LEU:HD21	1:D:87:LEU:CD2	2.13	0.79
1:A:202:GLN:NE2	2:A:260:HOH:O	2.14	0.79
1:A:135:ILE:HD13	1:F:152:PHE:CD1	2.17	0.79
1:A:114:VAL:HG11	1:A:155:THR:HA	1.63	0.79

*Continued on next page...*



*Continued from previous page...*

Atom-1	Atom-2	Distance(Å)	Clash(Å)
1:F:35:SER:HA	1:F:38:ARG:HH22	1.48	0.79
1:A:135:ILE:HD12	1:A:136:ASN:H	1.48	0.79
1:D:76:VAL:HG23	1:D:89:LEU:HD11	1.64	0.79
1:C:94:HIS:HB2	1:C:96:ASN:ND2	1.97	0.79
1:B:153:LEU:HA	1:C:110:THR:OG1	1.82	0.78
1:F:140:LEU:HG	1:F:203:LEU:HD13	1.64	0.78
1:F:98:LYS:HB3	1:F:102:ARG:NH2	1.98	0.78
1:D:9:PHE:O	1:D:11:MSE:HE3	1.82	0.78
1:E:31:SER:HB2	1:E:32:PRO:HD3	1.66	0.78
1:F:10:LYS:HE2	1:F:14:GLY:HA2	1.65	0.78
1:F:38:ARG:NE	2:F:234:HOH:O	1.99	0.78
1:C:175:ALA:HB1	1:D:43:LEU:HG	1.65	0.78
1:D:173:ILE:HA	1:D:176:LYS:HE3	1.65	0.78
1:A:66:THR:HG22	1:A:69:SER:HB3	1.64	0.78
1:C:153:LEU:HB3	1:C:157:GLU:HB3	1.63	0.78
1:C:154:GLY:HA3	1:D:107:LYS:O	1.83	0.78
1:E:124:ARG:NH2	2:E:270:HOH:O	2.12	0.78
1:B:67:LYS:HB2	2:B:313:HOH:O	1.82	0.78
1:E:12:THR:HG23	2:E:275:HOH:O	1.83	0.78
1:C:7:PRO:O	1:C:19:THR:HB	1.82	0.78
1:E:50:ILE:HG21	1:E:196:ILE:HB	1.63	0.78
1:F:107:LYS:HE3	1:F:132:ARG:NH2	1.97	0.78
1:D:155:THR:CG2	1:D:196:ILE:HD11	2.13	0.78
1:A:179:LYS:HE3	2:A:255:HOH:O	1.84	0.78
1:E:94:HIS:HB2	1:E:96:ASN:ND2	1.99	0.78
1:D:55:TRP:HE1	1:E:132:ARG:NH2	1.81	0.78
1:E:149:VAL:HG21	1:F:204:SER:HB3	1.65	0.78
1:E:137:VAL:CG2	1:E:158:LEU:HD21	2.13	0.78
1:B:160:HIS:NE2	2:B:324:HOH:O	2.17	0.78
1:A:42:ILE:HD13	1:F:174:GLU:HB3	1.64	0.78
1:A:57:VAL:HG22	1:A:71:TRP:CZ3	2.18	0.78
1:F:38:ARG:HB2	1:F:103:PHE:HE1	1.48	0.78
1:E:104:PHE:HA	1:E:111:PHE:CE2	2.19	0.78
1:B:187:GLU:O	1:B:191:ILE:HG13	1.84	0.78
1:E:113:GLY:O	1:E:137:VAL:HG12	1.84	0.78
1:A:77:LYS:CD	1:A:189:ALA:HB1	2.13	0.78
1:D:174:GLU:HG2	1:E:108:PHE:CZ	2.19	0.78
1:A:173:ILE:CD1	1:A:184:GLU:HB3	2.12	0.78
1:E:152:PHE:CD1	1:F:135:ILE:HD13	2.19	0.77
1:A:56:ASP:HA	2:A:321:HOH:O	1.83	0.77
1:B:37:ILE:HG23	1:B:80:THR:HG23	1.66	0.77
1:A:57:VAL:HG21	1:B:102:ARG:HG2	1.67	0.77

*Continued on next page...*



*Continued from previous page...*

Atom-1	Atom-2	Distance(Å)	Clash(Å)
1:B:48:ALA:HB1	1:B:110:THR:O	1.84	0.77
1:B:156:ARG:HG3	1:C:47:ARG:NH1	1.99	0.77
1:A:150:LEU:HA	1:A:153:LEU:CD1	2.13	0.77
1:D:115:GLN:HG3	1:E:133:ASN:OD1	1.83	0.77
1:F:54:TYR:HE1	1:F:77:LYS:HB3	1.49	0.77
1:C:176:LYS:HB2	1:C:179:LYS:HE2	1.66	0.77
1:E:157:GLU:HB2	1:F:47:ARG:HG3	1.66	0.77
1:D:113:GLY:O	1:D:137:VAL:HG12	1.85	0.77
1:D:38:ARG:NH2	2:D:251:HOH:O	2.16	0.77
1:B:123:LEU:HD13	1:B:129:LEU:HD22	1.65	0.77
1:B:75:SER:OG	1:B:88:ARG:HA	1.83	0.77
1:B:53:VAL:HG12	1:B:76:VAL:HG22	1.65	0.77
1:C:8:LYS:HD3	1:C:18:GLN:HG2	1.66	0.77
1:C:10:LYS:H	1:C:10:LYS:CE	1.98	0.77
1:B:57:VAL:HG11	1:C:101:TYR:HB3	1.66	0.77
1:F:35:SER:HA	1:F:38:ARG:NH2	1.97	0.77
1:A:121:ASP:OD1	2:A:257:HOH:O	2.02	0.77
1:B:175:ALA:O	2:B:232:HOH:O	2.02	0.77
1:C:11:MSE:HA	1:C:11:MSE:HE2	1.66	0.77
1:D:81:ARG:HH22	1:D:198:ASN:ND2	1.81	0.77
1:F:46:ASN:ND2	2:F:265:HOH:O	2.18	0.77
1:A:51:PHE:HB2	1:A:78:LEU:HD23	1.64	0.77
1:D:80:THR:O	1:D:197:VAL:HG21	1.85	0.77
1:A:178:GLU:HG2	1:A:179:LYS:HG3	1.66	0.77
1:F:144:ALA:HB1	1:F:206:GLU:OE1	1.84	0.77
1:E:9:PHE:CE2	1:E:187:GLU:HA	2.19	0.77
1:A:154:GLY:HA3	1:B:107:LYS:O	1.85	0.77
1:C:81:ARG:HG2	1:C:197:VAL:HG11	1.67	0.77
1:F:7:PRO:HD2	1:F:19:THR:HG21	1.65	0.77
1:A:42:ILE:HG21	1:F:175:ALA:HB2	1.67	0.77
1:A:33:TYR:HA	1:A:36:LEU:HD12	1.66	0.77
1:F:34:LEU:HD21	1:F:87:LEU:HD11	1.64	0.77
1:D:192:GLU:O	1:D:196:ILE:HG12	1.84	0.77
1:A:101:TYR:HE2	1:A:128:GLY:O	1.68	0.77
1:B:53:VAL:HB	1:B:73:LEU:CD1	2.14	0.77
1:F:197:VAL:HG13	2:F:256:HOH:O	1.84	0.77
1:E:85:LEU:CG	1:E:85:LEU:O	2.26	0.76
1:A:66:THR:HG23	1:A:69:SER:HB3	1.67	0.76
1:B:156:ARG:HH22	1:B:160:HIS:CD2	2.03	0.76
1:A:27:SER:O	2:A:241:HOH:O	2.02	0.76
1:B:161:ARG:NH2	1:C:205:ASP:OD1	2.19	0.76
1:E:12:THR:HG21	1:E:166:ASP:HB3	1.67	0.76

*Continued on next page...*

*Continued from previous page...*

Atom-1	Atom-2	Distance(Å)	Clash(Å)
1:E:52:ASP:HB3	1:E:77:LYS:HE2	1.65	0.76
1:C:188:ALA:O	1:C:192:GLU:HG3	1.84	0.76
1:A:57:VAL:HG11	1:B:101:TYR:HB3	1.67	0.76
1:F:114:VAL:HG22	1:F:137:VAL:HG11	1.68	0.76
1:D:81:ARG:CZ	1:D:197:VAL:HG11	2.16	0.76
1:C:144:ALA:HB3	1:C:203:LEU:HD22	1.67	0.76
1:D:145:ARG:NH1	1:D:202:GLN:HG3	1.99	0.76
1:E:81:ARG:HH12	1:E:198:ASN:ND2	1.83	0.76
1:A:195:LEU:HD21	2:A:219:HOH:O	1.86	0.76
1:D:50:ILE:HG13	1:D:112:VAL:HB	1.67	0.76
1:A:80:THR:O	2:A:226:HOH:O	2.04	0.76
1:D:52:ASP:OD2	2:D:255:HOH:O	2.04	0.76
1:F:31:SER:HB2	1:F:32:PRO:HD3	1.66	0.76
1:F:117:GLU:OE1	2:F:266:HOH:O	2.03	0.76
1:E:50:ILE:HG21	1:E:196:ILE:HB	1.68	0.76
1:E:39:GLU:O	1:E:43:LEU:HB2	1.86	0.76
1:E:147:THR:HA	2:E:264:HOH:O	1.85	0.76
1:A:148:LEU:HG	2:A:266:HOH:O	1.85	0.76
1:C:116:ILE:O	1:C:120:LEU:HG	1.86	0.76
1:A:156:ARG:HD2	1:B:47:ARG:HE	1.50	0.76
1:C:24:VAL:HB	1:C:90:PRO:HD3	1.67	0.76
1:A:135:ILE:HA	2:A:235:HOH:O	1.83	0.76
1:C:94:HIS:HB2	1:C:96:ASN:HD21	1.50	0.76
1:E:73:LEU:O	2:E:220:HOH:O	2.04	0.76
1:D:12:THR:O	2:D:268:HOH:O	2.03	0.76
1:F:51:PHE:HA	1:F:77:LYS:O	1.85	0.76
1:C:202:GLN:O	1:C:206:GLU:HG3	1.86	0.76
1:E:145:ARG:NH2	1:E:162:VAL:HG13	2.01	0.75
1:A:90:PRO:HD2	1:A:97:LEU:HD11	1.68	0.75
1:A:42:ILE:HD13	1:F:175:ALA:HA	1.66	0.75
1:E:150:LEU:CD2	1:E:153:LEU:HD11	2.16	0.75
1:F:170:LEU:HD13	1:F:188:ALA:HA	1.66	0.75
1:A:193:GLY:O	1:A:197:VAL:HG23	1.86	0.75
1:B:148:LEU:HG	2:B:256:HOH:O	1.85	0.75
1:B:48:ALA:HB2	1:B:110:THR:HB	1.68	0.75
1:B:73:LEU:HB3	1:B:93:PHE:HZ	1.50	0.75
1:B:156:ARG:HH22	1:B:160:HIS:HD2	1.34	0.75
1:E:139:LYS:HE3	1:E:143:GLU:OE2	1.86	0.75
1:E:67:LYS:HB2	2:E:275:HOH:O	1.86	0.75
1:F:172:SER:O	1:F:176:LYS:HG2	1.86	0.75
1:B:46:ASN:HB2	2:B:316:HOH:O	1.86	0.75
1:A:12:THR:HG21	1:A:166:ASP:O	1.84	0.75

*Continued on next page...*

*Continued from previous page...*

Atom-1	Atom-2	Distance(Å)	Clash(Å)
1:B:96:ASN:H	1:B:96:ASN:HD22	1.33	0.75
1:C:95:ASP:HB2	2:C:243:HOH:O	1.86	0.75
1:D:48:ALA:HB2	1:D:200:TRP:CD1	2.22	0.75
1:F:169:GLN:OE1	1:F:169:GLN:HA	1.84	0.75
1:A:101:TYR:CE2	1:A:129:LEU:HD23	2.22	0.75
1:B:54:TYR:HB2	1:B:75:SER:HB3	1.68	0.75
1:D:104:PHE:HB3	1:D:131:ILE:HG12	1.68	0.75
1:A:193:GLY:O	1:A:196:ILE:N	2.19	0.75
1:F:196:ILE:HD13	1:F:199:VAL:HG21	1.69	0.75
1:D:145:ARG:NH1	1:D:202:GLN:HE21	1.79	0.75
1:A:179:LYS:CE	2:A:255:HOH:O	2.34	0.75
1:A:169:GLN:HB3	2:A:261:HOH:O	1.85	0.75
1:A:181:GLY:HA3	2:A:285:HOH:O	1.86	0.75
1:B:110:THR:HA	1:B:133:ASN:HD22	1.51	0.75
1:F:148:LEU:O	2:F:251:HOH:O	2.05	0.75
1:A:186:LEU:C	1:A:186:LEU:HD23	2.07	0.75
1:C:53:VAL:HB	1:C:73:LEU:HD11	1.68	0.75
1:D:94:HIS:HB2	1:D:96:ASN:OD1	1.86	0.75
1:E:167:LEU:HA	2:E:268:HOH:O	1.87	0.75
1:C:73:LEU:O	1:C:73:LEU:HG	1.86	0.75
1:D:136:ASN:OD1	2:D:213:HOH:O	2.04	0.75
1:B:58:GLY:HA3	1:B:70:GLY:HA3	1.68	0.75
1:C:121:ASP:HB3	1:C:125:GLU:OE2	1.87	0.75
1:F:80:THR:O	2:F:263:HOH:O	2.04	0.75
1:F:54:TYR:CB	1:F:75:SER:HB2	2.17	0.75
1:F:4:PHE:CG	1:F:20:LYS:HB2	2.21	0.75
1:A:122:LEU:O	1:A:126:ASN:HB2	1.87	0.75
1:A:79:SER:CB	1:A:84:CYS:HA	2.16	0.74
1:D:163:LEU:HD22	1:D:202:GLN:HE22	1.52	0.74
1:C:170:LEU:HD11	1:C:174:GLU:OE1	1.86	0.74
1:E:58:GLY:HA3	1:E:70:GLY:HA3	1.67	0.74
1:E:58:GLY:HA2	1:F:98:LYS:HZ3	1.49	0.74
1:B:173:ILE:HD13	1:B:184:GLU:O	1.87	0.74
1:B:19:THR:OG1	2:B:237:HOH:O	2.04	0.74
1:F:145:ARG:NH2	1:F:202:GLN:HG2	2.02	0.74
1:A:187:GLU:O	1:A:191:ILE:HG13	1.87	0.74
1:F:19:THR:HG22	1:F:20:LYS:N	2.01	0.74
1:B:145:ARG:HH11	1:B:145:ARG:CG	1.99	0.74
1:D:76:VAL:HG12	1:D:78:LEU:HG	1.70	0.74
1:F:135:ILE:HD12	2:F:232:HOH:O	1.88	0.74
1:F:151:GLU:HG3	2:F:304:HOH:O	1.88	0.74
1:E:8:LYS:HD3	1:E:16:TYR:HB3	1.69	0.74

*Continued on next page...*

*Continued from previous page...*

Atom-1	Atom-2	Distance(Å)	Clash(Å)
1:B:81:ARG:NH1	1:B:81:ARG:HB2	2.03	0.74
1:A:56:ASP:OD2	2:A:321:HOH:O	2.05	0.74
1:E:47:ARG:NH1	1:E:108:PHE:O	2.19	0.74
1:A:22:ILE:HG22	1:A:23:ASP:N	2.02	0.74
1:B:84:CYS:HB2	2:B:227:HOH:O	1.88	0.74
1:B:152:PHE:CD1	1:C:135:ILE:HD13	2.22	0.74
1:E:30:ILE:HG21	1:E:87:LEU:HD22	1.68	0.74
1:E:57:VAL:HG11	1:F:101:TYR:CB	2.17	0.74
1:E:11:MSE:HB2	1:E:13:ASP:OD1	1.87	0.74
1:D:58:GLY:N	1:D:71:TRP:CD1	2.56	0.74
1:A:183:GLU:HB3	2:A:283:HOH:O	1.88	0.74
1:C:176:LYS:HB2	1:C:179:LYS:HE2	1.70	0.74
1:F:111:PHE:HE2	2:F:207:HOH:O	1.59	0.74
1:A:91:LYS:HB3	1:A:92:PRO:HD3	1.70	0.74
1:E:117:GLU:HG3	2:E:214:HOH:O	1.87	0.74
1:D:153:LEU:HD11	1:D:161:ARG:HG3	1.70	0.74
1:E:84:CYS:SG	1:E:190:ALA:HA	2.28	0.74
1:F:111:PHE:O	1:F:134:ALA:HA	1.88	0.74
1:A:59:PHE:HA	2:A:296:HOH:O	1.86	0.74
1:E:59:PHE:H	1:F:98:LYS:HZ1	1.35	0.73
1:F:137:VAL:HG13	1:F:138:GLY:N	2.02	0.73
1:B:202:GLN:NE2	1:B:206:GLU:OE2	2.20	0.73
1:E:118:GLU:HG3	1:F:130:VAL:CG1	2.18	0.73
1:B:96:ASN:H	1:B:96:ASN:HD22	1.35	0.73
1:D:81:ARG:HH22	1:D:198:ASN:HD21	1.36	0.73
1:C:98:LYS:HB3	1:C:102:ARG:NH1	2.02	0.73
1:A:9:PHE:O	1:A:11:MSE:HE3	1.89	0.73
1:B:23:ASP:OD2	1:B:88:ARG:HD2	1.87	0.73
1:B:42:ILE:HG12	1:B:47:ARG:NH2	2.03	0.73
1:D:80:THR:O	2:D:278:HOH:O	2.06	0.73
1:C:19:THR:CG2	1:C:186:LEU:HD21	2.17	0.73
1:C:10:LYS:H	1:C:10:LYS:CD	2.02	0.73
1:A:76:VAL:HG12	1:A:89:LEU:HD11	1.71	0.73
1:B:195:LEU:O	1:B:199:VAL:HG23	1.87	0.73
1:C:56:ASP:N	1:C:74:SER:HB3	2.03	0.73
1:F:72:SER:HB2	1:F:91:LYS:NZ	2.02	0.73
1:A:24:VAL:O	1:A:90:PRO:HB3	1.89	0.73
1:C:149:VAL:O	1:C:153:LEU:HG	1.88	0.73
1:E:53:VAL:O	2:E:241:HOH:O	2.07	0.73
1:D:10:LYS:HB2	1:D:16:TYR:CE2	2.24	0.73
1:A:155:THR:O	1:A:196:ILE:HD11	1.87	0.73
1:F:174:GLU:OE1	1:F:192:GLU:OE2	2.06	0.73

*Continued on next page...*

*Continued from previous page...*

Atom-1	Atom-2	Distance(Å)	Clash(Å)
1:B:58:GLY:O	1:B:70:GLY:HA3	1.89	0.73
1:E:57:VAL:HG11	1:F:101:TYR:CB	2.19	0.73
1:E:147:THR:HB	1:E:150:LEU:HG	1.68	0.73
1:C:22:ILE:HD11	1:C:28:THR:CG2	2.18	0.73
1:A:132:ARG:HD2	2:F:219:HOH:O	1.88	0.73
1:B:40:ASP:OD1	1:B:83:LEU:HG	1.88	0.73
1:B:8:LYS:NZ	2:B:299:HOH:O	2.10	0.73
1:D:141:ALA:O	1:D:145:ARG:HG2	1.89	0.73
1:E:175:ALA:CB	1:F:43:LEU:HG	2.19	0.73
1:B:148:LEU:HG	2:B:259:HOH:O	1.88	0.73
1:A:79:SER:HB2	2:A:217:HOH:O	1.88	0.73
1:A:149:VAL:HG22	1:A:153:LEU:HD21	1.70	0.73
1:B:8:LYS:HG2	1:B:16:TYR:CD2	2.24	0.73
1:A:66:THR:CG2	1:A:69:SER:HB3	2.17	0.73
1:A:67:LYS:O	2:A:238:HOH:O	2.05	0.73
1:C:149:VAL:O	1:C:153:LEU:HG	1.88	0.73
1:D:137:VAL:HG13	1:D:138:GLY:N	2.03	0.73
1:C:94:HIS:HB2	1:C:96:ASN:ND2	2.04	0.73
1:B:51:PHE:HA	1:B:77:LYS:O	1.89	0.73
1:A:42:ILE:HG23	1:A:47:ARG:NH1	2.03	0.73
1:C:163:LEU:HD11	1:C:199:VAL:HG23	1.69	0.73
1:D:97:LEU:HD22	1:D:100:LEU:HD22	1.69	0.72
1:B:12:THR:HG22	1:B:12:THR:O	1.89	0.72
1:C:179:LYS:NZ	2:C:246:HOH:O	2.22	0.72
1:A:18:GLN:HB2	1:A:83:LEU:HD23	1.71	0.72
1:A:50:ILE:HG21	1:A:196:ILE:HB	1.71	0.72
1:C:10:LYS:O	1:C:11:MSE:HE2	1.90	0.72
1:E:4:PHE:CB	1:E:18:GLN:HB3	2.19	0.72
1:D:135:ILE:HD11	1:D:140:LEU:HB2	1.71	0.72
1:B:141:ALA:HB2	1:B:203:LEU:HD11	1.71	0.72
1:E:113:GLY:HA3	1:E:116:ILE:HD13	1.71	0.72
1:B:37:ILE:HG23	1:B:80:THR:HG21	1.71	0.72
1:E:58:GLY:HA2	1:F:98:LYS:NZ	2.04	0.72
1:F:51:PHE:CE2	1:F:111:PHE:HB3	2.24	0.72
1:E:177:TRP:O	1:E:185:GLN:NE2	2.23	0.72
1:C:38:ARG:NH2	1:C:103:PHE:HD1	1.86	0.72
1:A:170:LEU:HD21	1:A:192:GLU:HG3	1.71	0.72
1:A:148:LEU:HB2	2:B:242:HOH:O	1.89	0.72
1:E:147:THR:HG21	1:E:161:ARG:HH21	1.54	0.72
1:A:135:ILE:HD13	1:F:152:PHE:CD2	2.25	0.72
1:A:93:PHE:HB3	1:A:97:LEU:HD12	1.72	0.72
1:D:98:LYS:HB3	1:D:102:ARG:NH2	2.02	0.72

*Continued on next page...*

*Continued from previous page...*

Atom-1	Atom-2	Distance(Å)	Clash(Å)
1:F:149:VAL:HG11	1:F:161:ARG:HH12	1.53	0.72
1:A:16:TYR:O	2:A:297:HOH:O	2.07	0.72
1:D:95:ASP:OD2	1:D:98:LYS:HE3	1.90	0.72
1:F:79:SER:OG	1:F:84:CYS:HA	1.90	0.72
1:F:153:LEU:HB3	1:F:157:GLU:HB3	1.70	0.72
1:B:194:TRP:CZ3	2:B:231:HOH:O	2.42	0.72
1:D:117:GLU:OE1	2:D:246:HOH:O	2.07	0.72
1:B:178:GLU:H	1:B:178:GLU:CD	1.93	0.72
1:C:111:PHE:HB2	1:C:134:ALA:HB2	1.69	0.72
1:E:174:GLU:HG2	1:F:108:PHE:CE2	2.24	0.72
1:B:121:ASP:OD2	2:B:238:HOH:O	2.08	0.72
1:A:183:GLU:HB3	2:A:279:HOH:O	1.90	0.72
1:A:69:SER:O	2:A:256:HOH:O	2.08	0.72
1:D:202:GLN:O	1:D:206:GLU:HG3	1.90	0.72
1:A:205:ASP:HB3	2:F:269:HOH:O	1.90	0.72
1:E:157:GLU:OE2	2:E:238:HOH:O	2.06	0.72
1:D:102:ARG:HD3	2:D:267:HOH:O	1.88	0.72
1:F:3:SER:O	1:F:20:LYS:HD3	1.89	0.72
1:C:118:GLU:OE2	1:D:124:ARG:NH2	2.22	0.72
1:A:59:PHE:HB2	2:A:262:HOH:O	1.87	0.72
1:D:20:LYS:HB3	1:D:85:LEU:HD12	1.70	0.72
1:E:24:VAL:HB	1:E:88:ARG:O	1.88	0.72
1:D:173:ILE:HA	1:D:176:LYS:HE3	1.72	0.72
1:A:98:LYS:O	1:A:102:ARG:HG3	1.90	0.72
1:E:31:SER:HB2	1:E:99:ASP:OD1	1.90	0.72
1:A:156:ARG:HD2	1:B:47:ARG:HG3	1.71	0.72
1:A:101:TYR:CB	1:F:57:VAL:HG11	2.19	0.72
1:A:91:LYS:HB3	1:A:92:PRO:CD	2.20	0.72
1:C:105:ALA:HB1	1:C:132:ARG:HG3	1.71	0.72
1:A:114:VAL:HG11	1:A:155:THR:HA	1.70	0.72
1:B:69:SER:HA	1:B:126:ASN:HD21	1.55	0.71
1:A:9:PHE:O	1:A:17:VAL:N	2.21	0.71
1:B:22:ILE:HD12	1:B:85:LEU:HD11	1.72	0.71
1:C:102:ARG:NH2	1:C:102:ARG:HG3	2.03	0.71
1:D:202:GLN:HG3	1:D:206:GLU:OE2	1.89	0.71
1:F:19:THR:CG2	1:F:20:LYS:N	2.52	0.71
1:E:88:ARG:HG2	1:E:88:ARG:HH11	1.54	0.71
1:A:115:GLN:HB3	1:B:132:ARG:O	1.90	0.71
1:E:79:SER:HB2	1:E:84:CYS:HA	1.72	0.71
1:D:161:ARG:CG	1:D:161:ARG:HH11	2.03	0.71
1:D:81:ARG:NH2	1:D:198:ASN:ND2	2.35	0.71
1:B:2:ALA:HA	1:B:33:TYR:OH	1.90	0.71

*Continued on next page...*

*Continued from previous page...*

Atom-1	Atom-2	Distance(Å)	Clash(Å)
1:D:147:THR:HG22	1:D:150:LEU:HG	1.72	0.71
1:C:22:ILE:HD11	1:C:24:VAL:HA	1.72	0.71
1:C:151:GLU:HB3	1:C:152:PHE:CZ	2.25	0.71
1:D:194:TRP:O	1:D:197:VAL:HB	1.90	0.71
1:C:161:ARG:CG	1:C:161:ARG:HH11	2.01	0.71
1:D:145:ARG:HH12	1:D:202:GLN:NE2	1.80	0.71
1:C:22:ILE:HD11	1:C:28:THR:HG21	1.70	0.71
1:D:153:LEU:HD22	1:D:157:GLU:CB	2.20	0.71
1:B:8:LYS:HG2	1:B:16:TYR:HD2	1.56	0.71
1:E:137:VAL:CG1	1:E:138:GLY:H	2.02	0.71
1:C:145:ARG:HH11	1:C:145:ARG:CG	1.96	0.71
1:F:118:GLU:HG2	2:F:267:HOH:O	1.89	0.71
1:F:162:VAL:HG12	1:F:163:LEU:HD23	1.73	0.71
1:D:152:PHE:HE1	2:E:227:HOH:O	1.74	0.71
1:C:19:THR:HG23	1:C:84:CYS:CB	2.11	0.71
1:A:98:LYS:HB3	1:A:102:ARG:NH2	2.05	0.71
1:A:81:ARG:HB3	2:A:281:HOH:O	1.90	0.71
1:D:98:LYS:HB3	1:D:102:ARG:HH22	1.53	0.71
1:B:118:GLU:OE1	2:B:320:HOH:O	2.07	0.71
1:C:50:ILE:HB	1:C:197:VAL:HG22	1.73	0.71
1:D:67:LYS:HB2	2:D:282:HOH:O	1.91	0.71
1:A:181:GLY:HA3	2:A:281:HOH:O	1.91	0.71
1:C:19:THR:HG22	1:C:20:LYS:N	2.05	0.71
1:B:149:VAL:HG21	1:C:204:SER:HB3	1.72	0.71
1:A:26:SER:HA	2:A:323:HOH:O	1.90	0.71
1:C:120:LEU:HB2	2:C:223:HOH:O	1.90	0.71
1:C:176:LYS:HD2	1:C:176:LYS:O	1.91	0.71
1:F:149:VAL:HG23	1:F:152:PHE:HB2	1.72	0.71
1:C:19:THR:HG21	1:C:186:LEU:HD21	1.72	0.71
1:B:54:TYR:OH	1:B:77:LYS:HE2	1.91	0.71
1:A:156:ARG:HD2	1:B:47:ARG:NE	2.06	0.71
1:F:89:LEU:O	2:F:299:HOH:O	2.07	0.71
1:B:112:VAL:HA	1:B:135:ILE:HG23	1.72	0.71
1:D:76:VAL:HG23	1:D:89:LEU:HD11	1.71	0.71
1:E:54:TYR:OH	1:E:77:LYS:HD3	1.91	0.71
1:E:31:SER:HB2	1:E:32:PRO:HD3	1.72	0.71
1:D:155:THR:HG23	1:D:196:ILE:HD11	1.71	0.71
1:B:57:VAL:HG13	1:B:71:TRP:CE2	2.26	0.71
1:C:147:THR:O	1:C:150:LEU:HG	1.91	0.71
1:B:50:ILE:O	1:B:78:LEU:HA	1.91	0.71
1:E:178:GLU:H	1:F:38:ARG:NH1	1.88	0.71
1:E:136:ASN:HD22	1:E:136:ASN:C	1.93	0.71

*Continued on next page...*



*Continued from previous page...*

Atom-1	Atom-2	Distance(Å)	Clash(Å)
1:A:72:SER:HA	1:A:127:HIS:NE2	2.06	0.71
1:B:96:ASN:HD22	1:B:96:ASN:N	1.86	0.71
1:B:22:ILE:HD12	1:B:85:LEU:HD11	1.73	0.71
1:C:136:ASN:OD1	2:C:207:HOH:O	2.06	0.71
1:B:113:GLY:HA3	1:B:116:ILE:HG21	1.71	0.71
1:C:145:ARG:HH11	1:C:145:ARG:HG3	1.56	0.71
1:A:81:ARG:HB2	1:A:197:VAL:HG11	1.71	0.70
1:A:48:ALA:HB2	1:A:200:TRP:CD1	2.25	0.70
1:A:187:GLU:HG2	1:A:191:ILE:HD12	1.71	0.70
1:A:156:ARG:NE	1:A:171:ASP:OD1	2.19	0.70
1:D:22:ILE:HD12	1:D:23:ASP:H	1.56	0.70
1:C:124:ARG:HD2	1:C:130:VAL:CG2	2.22	0.70
1:F:90:PRO:HG2	1:F:93:PHE:HA	1.72	0.70
1:C:31:SER:HB3	1:C:99:ASP:OD2	1.92	0.70
1:A:68:THR:N	2:A:235:HOH:O	2.23	0.70
1:F:145:ARG:HH21	1:F:202:GLN:CG	2.04	0.70
1:D:46:ASN:HA	2:D:265:HOH:O	1.91	0.70
1:B:47:ARG:O	1:B:109:VAL:HB	1.91	0.70
1:C:59:PHE:CE1	1:D:98:LYS:HG3	2.26	0.70
1:D:176:LYS:HB2	1:D:179:LYS:CD	2.20	0.70
1:C:10:LYS:O	1:C:10:LYS:HD2	1.90	0.70
1:D:115:GLN:HB2	1:E:107:LYS:HE2	1.72	0.70
1:A:68:THR:CA	2:A:235:HOH:O	2.40	0.70
1:F:149:VAL:O	1:F:149:VAL:HG22	1.88	0.70
1:D:73:LEU:N	1:D:127:HIS:NE2	2.39	0.70
1:C:155:THR:HB	1:C:192:GLU:OE1	1.90	0.70
1:C:7:PRO:O	1:C:19:THR:HB	1.91	0.70
1:B:96:ASN:H	1:B:96:ASN:ND2	1.83	0.70
1:A:163:LEU:HD21	1:A:199:VAL:HA	1.74	0.70
1:E:25:GLY:HA3	2:E:288:HOH:O	1.90	0.70
1:C:134:ALA:O	2:C:258:HOH:O	2.09	0.70
1:C:22:ILE:HD11	1:C:28:THR:HG21	1.73	0.70
1:F:184:GLU:HG3	2:F:306:HOH:O	1.91	0.70
1:F:17:VAL:HG11	1:F:190:ALA:HB1	1.73	0.70
1:E:18:GLN:CB	1:E:83:LEU:HD22	2.20	0.70
1:A:166:ASP:O	2:A:236:HOH:O	2.09	0.70
1:D:192:GLU:OE1	2:D:260:HOH:O	2.10	0.70
1:D:34:LEU:HD12	1:D:99:ASP:HB3	1.73	0.70
1:A:77:LYS:HD3	1:A:189:ALA:HB1	1.73	0.70
1:C:160:HIS:ND1	1:C:161:ARG:HD3	2.06	0.70
1:E:90:PRO:HB2	2:E:289:HOH:O	1.92	0.70
1:B:44:ASN:OD1	2:B:258:HOH:O	2.09	0.70

*Continued on next page...*



*Continued from previous page...*

Atom-1	Atom-2	Distance(Å)	Clash(Å)
1:B:53:VAL:HB	1:B:73:LEU:HD11	1.73	0.70
1:F:139:LYS:HE2	1:F:151:GLU:OE1	1.92	0.70
1:B:96:ASN:ND2	1:B:96:ASN:H	1.90	0.70
1:C:151:GLU:HG2	1:C:152:PHE:CE2	2.27	0.70
1:F:20:LYS:HG3	1:F:21:THR:H	1.54	0.70
1:A:191:ILE:HG22	1:A:191:ILE:O	1.92	0.70
1:B:93:PHE:CG	1:B:97:LEU:HD12	2.26	0.70
1:B:157:GLU:OE1	1:C:47:ARG:HD2	1.92	0.69
1:F:19:THR:HG21	1:F:186:LEU:HD21	1.73	0.69
1:A:116:ILE:HG12	1:A:136:ASN:HA	1.74	0.69
1:E:21:THR:HA	1:E:86:PHE:O	1.92	0.69
1:A:72:SER:HB2	2:A:226:HOH:O	1.92	0.69
1:A:161:ARG:NH2	1:B:205:ASP:OD1	2.25	0.69
1:F:112:VAL:HG13	1:F:135:ILE:HG23	1.73	0.69
1:F:18:GLN:OE1	2:F:272:HOH:O	2.10	0.69
1:A:195:LEU:O	1:A:199:VAL:HG23	1.91	0.69
1:A:90:PRO:HG3	2:A:248:HOH:O	1.91	0.69
1:D:116:ILE:O	1:D:119:ASP:HB2	1.91	0.69
1:F:135:ILE:HD11	1:F:140:LEU:HD22	1.75	0.69
1:B:57:VAL:HG13	1:B:71:TRP:CE2	2.27	0.69
1:D:156:ARG:NE	1:D:167:LEU:HD13	2.07	0.69
1:F:121:ASP:HA	1:F:124:ARG:HH12	1.58	0.69
1:A:3:SER:N	1:A:33:TYR:HE1	1.90	0.69
1:A:47:ARG:NH1	1:F:174:GLU:HG3	2.06	0.69
1:F:148:LEU:HB2	2:F:211:HOH:O	1.91	0.69
1:E:150:LEU:HD22	1:E:153:LEU:HD11	1.73	0.69
1:E:201:ASP:OD2	2:E:209:HOH:O	2.10	0.69
1:A:34:LEU:HD22	1:A:103:PHE:CZ	2.26	0.69
1:B:44:ASN:HA	2:B:258:HOH:O	1.92	0.69
1:C:156:ARG:NH2	1:C:167:LEU:HB2	2.07	0.69
1:F:141:ALA:O	1:F:150:LEU:HD12	1.91	0.69
1:B:42:ILE:HA	1:B:47:ARG:HG3	1.74	0.69
1:B:136:ASN:ND2	2:B:217:HOH:O	2.26	0.69
1:D:176:LYS:HD3	1:D:179:LYS:HB2	1.75	0.69
1:E:167:LEU:O	1:E:171:ASP:HB2	1.93	0.69
1:D:175:ALA:HB1	1:E:43:LEU:HG	1.74	0.69
1:C:118:GLU:CD	1:D:124:ARG:HH21	1.95	0.69
1:D:141:ALA:O	1:D:145:ARG:HG2	1.92	0.69
2:E:228:HOH:O	1:F:46:ASN:HA	1.92	0.69
1:D:115:GLN:HG3	1:E:133:ASN:OD1	1.92	0.69
1:F:67:LYS:HG2	2:F:301:HOH:O	1.91	0.69
1:D:8:LYS:HG2	1:D:16:TYR:HB3	1.74	0.69

*Continued on next page...*

*Continued from previous page...*

Atom-1	Atom-2	Distance(Å)	Clash(Å)
1:C:31:SER:HB2	1:C:32:PRO:HD3	1.74	0.69
1:F:97:LEU:C	1:F:99:ASP:N	2.44	0.69
1:C:139:LYS:HD3	1:C:151:GLU:CD	2.13	0.69
1:F:95:ASP:O	1:F:98:LYS:HB2	1.92	0.69
1:E:11:MSE:HG3	1:E:194:TRP:CD2	2.28	0.69
1:E:81:ARG:NH1	1:E:198:ASN:HD21	1.85	0.69
1:C:124:ARG:CG	1:C:124:ARG:HH11	2.06	0.69
1:C:10:LYS:HE3	1:C:10:LYS:H	1.58	0.69
1:D:160:HIS:HB2	1:D:167:LEU:HD12	1.74	0.69
1:B:55:TRP:C	1:B:72:SER:O	2.30	0.69
1:F:58:GLY:O	1:F:70:GLY:HA3	1.92	0.69
1:B:96:ASN:ND2	1:B:96:ASN:H	1.87	0.69
1:C:38:ARG:CD	2:C:307:HOH:O	2.39	0.69
1:E:96:ASN:HD22	1:E:96:ASN:N	1.90	0.69
1:E:17:VAL:HG22	1:E:82:ASN:O	1.92	0.69
1:A:101:TYR:CD2	1:A:129:LEU:HD23	2.28	0.69
1:A:163:LEU:HD22	1:A:202:GLN:HG3	1.75	0.69
1:F:124:ARG:HG2	1:F:124:ARG:HH11	1.57	0.69
1:D:141:ALA:O	1:D:144:ALA:HB3	1.93	0.69
1:C:47:ARG:HB3	1:C:109:VAL:HA	1.75	0.69
1:C:19:THR:CG2	1:C:186:LEU:HD21	2.17	0.69
1:B:80:THR:O	2:B:248:HOH:O	2.10	0.69
1:B:51:PHE:CD2	1:B:111:PHE:HB3	2.27	0.69
1:A:151:GLU:OE2	2:A:233:HOH:O	2.11	0.69
1:C:144:ALA:C	1:C:146:GLY:H	1.95	0.69
1:A:94:HIS:HB2	2:A:249:HOH:O	1.93	0.69
1:D:81:ARG:HH22	1:D:198:ASN:HD22	1.40	0.69
1:A:178:GLU:OE1	2:A:253:HOH:O	2.10	0.69
1:A:91:LYS:HB3	1:A:92:PRO:CD	2.23	0.69
1:A:11:MSE:SE	1:A:194:TRP:CG	2.96	0.69
1:A:91:LYS:CB	1:A:91:LYS:HZ2	2.06	0.68
1:C:73:LEU:O	2:C:300:HOH:O	2.10	0.68
1:B:39:GLU:HG2	1:B:43:LEU:HD12	1.75	0.68
1:F:66:THR:N	2:F:276:HOH:O	2.26	0.68
1:C:34:LEU:HD21	1:C:100:LEU:HD13	1.73	0.68
1:E:20:LYS:HE2	1:E:33:TYR:CE1	2.27	0.68
1:F:198:ASN:OD1	2:F:272:HOH:O	2.10	0.68
1:B:96:ASN:HD22	1:B:96:ASN:N	1.85	0.68
1:B:56:ASP:HB2	1:B:74:SER:HB3	1.74	0.68
1:C:155:THR:HB	2:C:233:HOH:O	1.94	0.68
1:A:186:LEU:O	1:A:186:LEU:HD23	1.94	0.68
1:F:66:THR:O	1:F:69:SER:HB2	1.93	0.68

*Continued on next page...*

*Continued from previous page...*

Atom-1	Atom-2	Distance(Å)	Clash(Å)
1:A:135:ILE:HD13	1:F:152:PHE:CD1	2.29	0.68
1:D:122:LEU:O	1:D:126:ASN:HB2	1.93	0.68
1:C:89:LEU:HD13	1:C:93:PHE:CE1	2.28	0.68
1:A:191:ILE:HD11	2:A:320:HOH:O	1.91	0.68
1:F:20:LYS:HE2	1:F:33:TYR:CE1	2.28	0.68
1:D:40:ASP:O	1:D:44:ASN:HB2	1.92	0.68
1:D:73:LEU:HD11	1:D:76:VAL:HG22	1.75	0.68
1:E:115:GLN:HG3	1:F:133:ASN:CG	2.13	0.68
1:C:38:ARG:HD3	2:C:306:HOH:O	1.91	0.68
1:C:142:ALA:HA	1:C:150:LEU:HB2	1.75	0.68
1:F:20:LYS:HE2	1:F:33:TYR:CE1	2.29	0.68
1:F:98:LYS:HB3	1:F:102:ARG:NH2	2.08	0.68
1:D:142:ALA:HA	1:D:147:THR:O	1.94	0.68
1:D:57:VAL:HG22	2:D:264:HOH:O	1.93	0.68
1:A:91:LYS:HB3	1:A:92:PRO:HD3	1.75	0.68
1:D:111:PHE:O	1:D:135:ILE:N	2.24	0.68
1:B:152:PHE:CD2	1:C:135:ILE:HD13	2.29	0.68
1:C:22:ILE:HD11	1:C:28:THR:HG21	1.75	0.68
1:B:153:LEU:HA	1:C:110:THR:HG1	1.58	0.68
1:D:38:ARG:NH2	2:D:248:HOH:O	2.20	0.68
1:E:178:GLU:H	1:F:38:ARG:HH11	1.41	0.68
1:B:165:SER:O	1:B:167:LEU:HG	1.94	0.68
1:A:145:ARG:HD3	1:A:206:GLU:OE1	1.92	0.68
1:F:66:THR:OG1	1:F:67:LYS:N	2.26	0.68
1:C:49:VAL:O	1:C:111:PHE:HA	1.93	0.68
1:B:75:SER:HA	1:B:87:LEU:O	1.94	0.68
1:B:59:PHE:CD2	2:C:295:HOH:O	2.46	0.68
1:C:136:ASN:HB3	1:C:139:LYS:HB3	1.76	0.68
1:E:118:GLU:OE2	2:E:275:HOH:O	2.11	0.68
1:F:67:LYS:HA	1:F:67:LYS:HE2	1.74	0.68
1:C:181:GLY:O	1:C:185:GLN:HG3	1.94	0.68
1:F:80:THR:O	2:F:265:HOH:O	2.10	0.68
1:B:158:LEU:O	1:B:162:VAL:HG23	1.93	0.68
1:C:135:ILE:HD12	1:C:136:ASN:H	1.58	0.68
1:C:79:SER:HB3	1:C:84:CYS:HA	1.76	0.68
1:C:96:ASN:H	1:C:96:ASN:HD22	1.38	0.68
1:E:115:GLN:HG3	1:F:133:ASN:ND2	2.09	0.68
1:F:196:ILE:HA	1:F:199:VAL:HG23	1.74	0.68
1:B:173:ILE:HD13	1:B:184:GLU:O	1.94	0.68
1:E:77:LYS:CD	1:E:189:ALA:O	2.42	0.68
1:F:111:PHE:HD2	1:F:133:ASN:O	1.76	0.68
1:A:152:PHE:HD1	2:B:209:HOH:O	1.76	0.68

*Continued on next page...*

*Continued from previous page...*

Atom-1	Atom-2	Distance(Å)	Clash(Å)
1:D:24:VAL:O	1:D:90:PRO:HD3	1.93	0.68
1:D:161:ARG:HG3	1:D:161:ARG:NH1	2.05	0.68
1:D:10:LYS:NZ	1:D:14:GLY:HA2	2.09	0.68
1:A:104:PHE:O	1:A:131:ILE:HG23	1.94	0.68
1:E:151:GLU:OE1	2:E:292:HOH:O	2.11	0.68
1:E:34:LEU:HD12	1:E:99:ASP:CB	2.23	0.68
1:B:34:LEU:HD22	1:B:103:PHE:CG	2.28	0.68
1:F:35:SER:CA	1:F:38:ARG:HH22	2.07	0.68
1:F:6:GLY:CA	1:F:19:THR:HB	2.23	0.68
1:B:12:THR:HB	1:B:194:TRP:HH2	1.59	0.68
1:E:174:GLU:HG2	1:F:108:PHE:CZ	2.29	0.68
1:C:118:GLU:HB2	2:C:289:HOH:O	1.93	0.67
1:E:115:GLN:HE22	1:E:152:PHE:HA	1.59	0.67
1:D:156:ARG:HD3	1:D:156:ARG:C	2.14	0.67
1:F:66:THR:OG1	1:F:67:LYS:N	2.28	0.67
1:C:179:LYS:NZ	2:C:250:HOH:O	2.27	0.67
1:C:104:PHE:CD2	1:C:131:ILE:HG12	2.28	0.67
1:D:98:LYS:HB3	1:D:102:ARG:NH2	2.08	0.67
1:A:73:LEU:HD22	1:A:123:LEU:CD2	2.24	0.67
1:E:148:LEU:HG	2:E:263:HOH:O	1.92	0.67
1:B:42:ILE:HG23	1:B:47:ARG:NE	2.08	0.67
1:D:22:ILE:HD13	1:D:28:THR:HG21	1.74	0.67
1:D:54:TYR:CD1	1:D:75:SER:HB3	2.29	0.67
1:C:85:LEU:C	1:C:85:LEU:HD12	2.14	0.67
1:C:55:TRP:NE1	1:C:119:ASP:OD1	2.27	0.67
1:A:91:LYS:HB2	1:A:91:LYS:HZ3	1.60	0.67
1:F:17:VAL:HA	1:F:82:ASN:O	1.94	0.67
1:E:96:ASN:N	1:E:96:ASN:HD22	1.93	0.67
1:B:156:ARG:NH2	1:B:160:HIS:CD2	2.62	0.67
1:A:181:GLY:CA	2:A:281:HOH:O	2.31	0.67
1:C:156:ARG:O	1:C:156:ARG:HD3	1.93	0.67
1:E:176:LYS:HD2	1:E:180:ALA:HB2	1.76	0.67
1:C:124:ARG:HD2	1:C:130:VAL:CG2	2.25	0.67
1:D:25:GLY:C	1:D:27:SER:H	1.97	0.67
1:F:34:LEU:HB3	1:F:103:PHE:CD1	2.29	0.67
1:F:183:GLU:HB2	2:F:305:HOH:O	1.94	0.67
1:A:139:LYS:O	1:A:143:GLU:HG3	1.95	0.67
1:F:149:VAL:O	1:F:151:GLU:N	2.26	0.67
1:B:161:ARG:NH1	2:B:248:HOH:O	2.17	0.67
1:E:54:TYR:HD1	1:E:75:SER:C	1.96	0.67
1:E:114:VAL:HG21	1:E:155:THR:HG23	1.77	0.67
1:C:54:TYR:CD1	1:C:75:SER:HB2	2.30	0.67

*Continued on next page...*

*Continued from previous page...*

Atom-1	Atom-2	Distance(Å)	Clash(Å)
1:A:39:GLU:OE2	2:A:249:HOH:O	2.11	0.67
1:A:112:VAL:CG1	1:A:137:VAL:HB	2.24	0.67
2:D:265:HOH:O	1:E:102:ARG:HG2	1.95	0.67
1:C:143:GLU:OE2	2:C:264:HOH:O	2.12	0.67
1:C:185:GLN:O	1:C:188:ALA:HB3	1.93	0.67
1:F:10:LYS:HA	1:F:15:SER:O	1.95	0.67
1:D:66:THR:CB	1:D:69:SER:HB3	2.17	0.67
1:B:140:LEU:HD12	1:B:140:LEU:C	2.13	0.67
1:F:57:VAL:HG13	1:F:71:TRP:CE2	2.29	0.67
1:A:59:PHE:CA	2:A:296:HOH:O	2.43	0.67
1:F:114:VAL:HG11	1:F:155:THR:N	2.09	0.67
1:A:110:THR:O	1:A:112:VAL:HG23	1.95	0.67
1:E:188:ALA:O	1:E:192:GLU:HG3	1.94	0.67
1:C:173:ILE:HG21	1:C:184:GLU:O	1.94	0.67
1:F:169:GLN:HB3	2:F:250:HOH:O	1.95	0.67
1:C:119:ASP:N	2:C:224:HOH:O	2.24	0.67
1:B:175:ALA:O	2:B:230:HOH:O	2.12	0.67
1:D:31:SER:HB3	1:D:32:PRO:CD	2.22	0.67
1:F:6:GLY:HA3	1:F:19:THR:HB	1.76	0.67
1:B:161:ARG:HD3	2:B:248:HOH:O	1.94	0.67
1:C:104:PHE:CG	1:C:131:ILE:HG12	2.29	0.67
1:E:58:GLY:HA2	1:F:98:LYS:HZ2	1.60	0.67
1:E:203:LEU:HD23	1:E:206:GLU:OE2	1.95	0.67
1:B:116:ILE:H	1:B:136:ASN:HD21	1.43	0.67
1:D:48:ALA:HB2	1:D:200:TRP:HD1	1.58	0.67
1:A:153:LEU:HD22	1:A:157:GLU:HG2	1.77	0.67
1:D:25:GLY:C	1:D:27:SER:H	1.97	0.67
1:A:178:GLU:HG2	1:A:179:LYS:HG3	1.76	0.66
1:E:187:GLU:O	1:E:191:ILE:HG13	1.95	0.66
1:C:19:THR:CG2	1:C:186:LEU:HD21	2.25	0.66
1:F:123:LEU:HD22	1:F:129:LEU:HD13	1.77	0.66
1:F:82:ASN:HB2	1:F:83:LEU:HD23	1.77	0.66
1:B:152:PHE:CG	1:C:135:ILE:HD13	2.31	0.66
1:B:206:GLU:HA	2:B:227:HOH:O	1.95	0.66
1:A:132:ARG:HG2	1:F:118:GLU:HB2	1.77	0.66
1:B:67:LYS:HB3	1:C:128:GLY:HA3	1.76	0.66
1:F:24:VAL:O	1:F:90:PRO:HD3	1.95	0.66
1:C:137:VAL:HG13	1:C:203:LEU:CD1	2.25	0.66
1:F:50:ILE:HG13	1:F:112:VAL:HB	1.76	0.66
1:A:157:GLU:OE2	1:A:157:GLU:CA	2.38	0.66
1:B:55:TRP:CH2	1:B:123:LEU:HG	2.30	0.66
1:C:115:GLN:HA	1:C:115:GLN:OE1	1.95	0.66

*Continued on next page...*

*Continued from previous page...*

Atom-1	Atom-2	Distance(Å)	Clash(Å)
1:B:49:VAL:O	1:B:111:PHE:HA	1.94	0.66
1:D:153:LEU:HD22	1:D:157:GLU:CG	2.26	0.66
1:E:40:ASP:CG	1:E:82:ASN:HD22	1.98	0.66
1:A:30:ILE:HD12	1:A:34:LEU:HD11	1.77	0.66
1:E:81:ARG:NH1	1:E:198:ASN:HD21	1.85	0.66
1:B:118:GLU:O	1:B:121:ASP:HB2	1.95	0.66
1:D:172:SER:O	1:D:176:LYS:HG3	1.94	0.66
1:F:103:PHE:O	1:F:106:SER:HB3	1.95	0.66
1:C:22:ILE:CD1	1:C:28:THR:HG21	2.26	0.66
1:B:48:ALA:HB3	2:B:275:HOH:O	1.96	0.66
1:C:162:VAL:HG11	1:C:199:VAL:HG13	1.77	0.66
1:A:156:ARG:HD2	1:B:47:ARG:NE	2.09	0.66
1:B:93:PHE:CG	1:B:97:LEU:HD12	2.30	0.66
1:C:202:GLN:O	1:C:206:GLU:HG3	1.95	0.66
1:C:68:THR:HG21	1:D:124:ARG:NH1	2.11	0.66
1:B:73:LEU:O	2:B:242:HOH:O	2.13	0.66
1:A:57:VAL:HB	2:B:311:HOH:O	1.94	0.66
1:A:57:VAL:HG22	1:A:71:TRP:CH2	2.30	0.66
1:A:193:GLY:O	1:A:197:VAL:HG23	1.95	0.66
1:C:10:LYS:HD2	1:C:10:LYS:O	1.95	0.66
1:B:104:PHE:CD1	1:B:129:LEU:HD21	2.30	0.66
1:B:149:VAL:HG21	1:C:204:SER:HA	1.77	0.66
1:D:187:GLU:OE1	2:D:301:HOH:O	2.13	0.66
1:C:18:GLN:O	1:C:83:LEU:HA	1.95	0.66
1:A:178:GLU:OE1	2:A:256:HOH:O	2.13	0.66
1:B:155:THR:OG1	2:B:219:HOH:O	2.13	0.66
1:A:8:LYS:O	2:A:286:HOH:O	2.14	0.66
1:D:169:GLN:O	1:D:173:ILE:HG13	1.96	0.66
1:A:117:GLU:HG2	2:A:254:HOH:O	1.95	0.66
1:C:142:ALA:HB1	1:C:147:THR:O	1.96	0.66
1:F:28:THR:HG22	1:F:29:ASP:N	2.11	0.66
1:A:50:ILE:HD12	1:A:112:VAL:HB	1.78	0.66
1:E:76:VAL:HG21	1:E:100:LEU:HD21	1.76	0.66
1:F:198:ASN:O	1:F:201:ASP:HB2	1.96	0.66
1:C:45:GLY:HA2	1:C:81:ARG:HE	1.61	0.66
1:F:114:VAL:HG12	1:F:115:GLN:HG2	1.77	0.66
1:F:57:VAL:HG22	1:F:71:TRP:CE2	2.30	0.66
1:D:81:ARG:NH2	1:D:198:ASN:HD21	1.91	0.66
1:D:160:HIS:HB2	1:D:167:LEU:CD1	2.26	0.66
1:A:10:LYS:HA	1:A:15:SER:O	1.96	0.66
1:C:173:ILE:HD13	1:C:184:GLU:O	1.95	0.66
1:A:123:LEU:HB3	1:A:129:LEU:HB3	1.78	0.66

*Continued on next page...*

*Continued from previous page...*

Atom-1	Atom-2	Distance(Å)	Clash(Å)
1:F:117:GLU:O	2:F:266:HOH:O	2.14	0.66
1:B:81:ARG:HB2	1:B:197:VAL:HG11	1.77	0.66
1:E:34:LEU:HD11	1:E:100:LEU:HD13	1.78	0.66
1:C:76:VAL:HB	1:C:87:LEU:HB2	1.77	0.66
1:D:147:THR:HB	1:D:150:LEU:HG	1.78	0.66
1:E:99:ASP:OD2	1:E:102:ARG:NH2	2.29	0.66
1:F:6:GLY:HA3	1:F:19:THR:HG22	1.77	0.66
1:B:133:ASN:OD1	2:B:209:HOH:O	2.14	0.66
1:B:125:GLU:OE1	1:C:124:ARG:NH2	2.29	0.66
1:C:53:VAL:HB	1:C:73:LEU:CD1	2.24	0.66
1:C:22:ILE:CD1	1:C:28:THR:HG21	2.25	0.66
1:E:197:VAL:HG13	2:E:282:HOH:O	1.96	0.66
1:B:86:PHE:CE1	1:B:88:ARG:HG2	2.26	0.66
1:F:95:ASP:OD1	1:F:98:LYS:HE3	1.96	0.66
1:A:203:LEU:O	1:A:205:ASP:N	2.28	0.66
1:F:18:GLN:HB2	1:F:83:LEU:HD23	1.78	0.65
1:F:121:ASP:OD1	1:F:124:ARG:NH1	2.29	0.65
1:C:53:VAL:HB	1:C:73:LEU:CD1	2.26	0.65
1:D:104:PHE:HB3	1:D:131:ILE:HG13	1.75	0.65
1:A:136:ASN:HD22	1:A:139:LYS:HB2	1.60	0.65
1:E:169:GLN:NE2	1:E:169:GLN:HA	2.11	0.65
1:B:9:PHE:CE2	1:B:186:LEU:HG	2.31	0.65
1:F:191:ILE:O	1:F:195:LEU:HG	1.96	0.65
1:E:11:MSE:HA	1:E:11:MSE:HE2	1.77	0.65
1:D:81:ARG:CA	1:D:81:ARG:HH11	2.08	0.65
2:C:264:HOH:O	1:D:102:ARG:HD3	1.95	0.65
1:D:66:THR:HA	2:E:292:HOH:O	1.95	0.65
1:F:194:TRP:HA	2:F:263:HOH:O	1.96	0.65
1:F:25:GLY:O	1:F:96:ASN:ND2	2.27	0.65
1:A:66:THR:HG23	1:A:69:SER:OG	1.96	0.65
1:E:4:PHE:CE1	1:E:83:LEU:HB3	2.31	0.65
1:A:135:ILE:HD13	1:F:152:PHE:CD2	2.31	0.65
1:E:80:THR:HA	2:E:280:HOH:O	1.93	0.65
1:C:26:SER:HA	1:C:94:HIS:CD2	2.30	0.65
1:E:123:LEU:HB3	1:E:129:LEU:CB	2.24	0.65
1:F:106:SER:OG	2:F:247:HOH:O	2.13	0.65
1:E:81:ARG:HH22	1:E:198:ASN:ND2	1.94	0.65
1:E:153:LEU:CD1	1:E:158:LEU:HA	2.22	0.65
1:A:85:LEU:HD21	1:A:87:LEU:HD21	1.77	0.65
1:E:112:VAL:HG13	1:E:135:ILE:CG2	2.25	0.65
1:A:53:VAL:O	1:A:53:VAL:HG23	1.96	0.65
1:E:201:ASP:OD2	2:E:209:HOH:O	2.13	0.65

*Continued on next page...*



*Continued from previous page...*

Atom-1	Atom-2	Distance(Å)	Clash(Å)
1:D:24:VAL:O	1:D:90:PRO:HG3	1.96	0.65
1:A:9:PHE:O	1:A:16:TYR:HA	1.97	0.65
1:B:18:GLN:HA	2:B:225:HOH:O	1.94	0.65
1:E:58:GLY:HA3	1:E:70:GLY:CA	2.27	0.65
1:C:163:LEU:HD11	1:C:195:LEU:O	1.96	0.65
1:F:52:ASP:HB3	1:F:77:LYS:HG2	1.78	0.65
1:D:12:THR:HG21	1:D:166:ASP:HB3	1.77	0.65
1:F:79:SER:CB	1:F:193:GLY:HA3	2.27	0.65
1:B:125:GLU:O	2:B:318:HOH:O	2.15	0.65
1:B:54:TYR:HB2	1:B:75:SER:HB2	1.77	0.65
1:D:84:CYS:SG	1:D:190:ALA:HA	2.37	0.65
1:D:107:LYS:HE3	1:D:132:ARG:CZ	2.27	0.65
1:D:38:ARG:NH2	2:D:252:HOH:O	2.25	0.65
1:A:119:ASP:OD2	1:B:132:ARG:HD2	1.96	0.65
1:C:191:ILE:HG23	2:C:288:HOH:O	1.95	0.65
1:E:81:ARG:HH12	1:E:198:ASN:HD21	1.43	0.65
1:A:101:TYR:CE2	1:A:128:GLY:O	2.50	0.65
1:E:96:ASN:HD22	1:E:96:ASN:H	1.43	0.65
1:E:169:GLN:HE21	1:E:169:GLN:HA	1.62	0.65
1:F:135:ILE:HD13	1:F:137:VAL:HG23	1.78	0.65
1:F:84:CYS:HB2	2:F:209:HOH:O	1.95	0.65
1:C:19:THR:CG2	1:C:186:LEU:HD11	2.22	0.65
1:B:4:PHE:CD2	1:B:83:LEU:HB3	2.32	0.65
1:D:135:ILE:HG21	1:D:200:TRP:CZ3	2.32	0.65
1:B:152:PHE:CD2	1:C:135:ILE:HD13	2.31	0.65
1:C:102:ARG:HH21	1:C:102:ARG:HG3	1.60	0.65
1:C:40:ASP:OD2	1:C:81:ARG:HB3	1.96	0.65
1:F:170:LEU:CD1	1:F:188:ALA:HA	2.26	0.65
1:E:10:LYS:HB2	1:E:16:TYR:CE1	2.32	0.65
1:C:37:ILE:HD11	1:C:85:LEU:HB2	1.77	0.65
1:A:50:ILE:HG13	1:A:112:VAL:HB	1.78	0.65
1:A:50:ILE:HG12	1:A:196:ILE:HG22	1.79	0.65
2:A:292:HOH:O	1:F:118:GLU:HG2	1.97	0.65
1:B:49:VAL:HG23	1:B:109:VAL:HG21	1.79	0.65
1:C:152:PHE:CB	1:D:135:ILE:HD12	2.26	0.65
1:A:58:GLY:HA3	1:A:71:TRP:CD1	2.32	0.65
1:D:42:ILE:HG12	1:D:47:ARG:CG	2.27	0.65
1:B:135:ILE:HD11	1:B:140:LEU:HB2	1.79	0.65
1:B:116:ILE:H	1:B:136:ASN:ND2	1.93	0.65
1:C:19:THR:HG22	1:C:20:LYS:H	1.60	0.65
1:D:73:LEU:HD11	1:D:76:VAL:HG22	1.79	0.65
1:E:104:PHE:O	1:E:131:ILE:HA	1.96	0.65

*Continued on next page...*



*Continued from previous page...*

Atom-1	Atom-2	Distance(Å)	Clash(Å)
1:B:149:VAL:HB	2:B:281:HOH:O	1.97	0.65
1:B:39:GLU:HG2	1:B:43:LEU:HD12	1.78	0.65
1:F:46:ASN:HA	2:F:230:HOH:O	1.94	0.65
1:A:181:GLY:CA	2:A:285:HOH:O	2.42	0.65
1:C:10:LYS:HE3	1:C:10:LYS:H	1.60	0.65
1:A:67:LYS:O	1:B:128:GLY:HA3	1.97	0.65
1:B:94:HIS:CE1	2:B:248:HOH:O	2.50	0.65
1:A:141:ALA:O	1:A:150:LEU:HD12	1.97	0.65
1:E:192:GLU:CD	2:E:274:HOH:O	2.34	0.65
1:C:178:GLU:CD	1:C:178:GLU:H	2.01	0.65
1:C:42:ILE:O	2:C:216:HOH:O	2.14	0.65
1:A:12:THR:HG23	2:A:215:HOH:O	1.96	0.65
1:C:10:LYS:HA	1:C:16:TYR:CD2	2.32	0.64
1:D:57:VAL:O	1:D:57:VAL:HG23	1.96	0.64
1:D:23:ASP:OD1	1:D:88:ARG:NE	2.24	0.64
1:B:153:LEU:HD12	1:B:158:LEU:HA	1.78	0.64
1:E:66:THR:O	1:E:66:THR:HG23	1.96	0.64
1:C:38:ARG:CD	2:C:306:HOH:O	2.43	0.64
1:B:50:ILE:HG13	1:B:196:ILE:HG22	1.78	0.64
1:E:129:LEU:O	1:E:129:LEU:HD23	1.96	0.64
1:B:18:GLN:O	1:B:83:LEU:HA	1.96	0.64
1:A:118:GLU:O	1:A:121:ASP:HB2	1.96	0.64
1:F:79:SER:HB3	2:F:209:HOH:O	1.97	0.64
1:F:163:LEU:HD21	1:F:199:VAL:HA	1.78	0.64
1:E:178:GLU:OE2	1:F:38:ARG:NH1	2.29	0.64
1:C:20:LYS:NZ	2:C:237:HOH:O	2.31	0.64
1:C:38:ARG:NH2	2:C:310:HOH:O	2.30	0.64
1:F:202:GLN:O	1:F:206:GLU:HB2	1.97	0.64
1:F:38:ARG:HH21	1:F:38:ARG:HB3	1.61	0.64
1:C:148:LEU:O	2:C:250:HOH:O	2.14	0.64
1:F:29:ASP:OD2	1:F:32:PRO:HD3	1.97	0.64
1:C:162:VAL:HG11	1:C:199:VAL:HG13	1.78	0.64
1:E:163:LEU:HD21	1:E:199:VAL:HA	1.79	0.64
1:D:151:GLU:HG2	1:D:152:PHE:CE2	2.32	0.64
1:A:143:GLU:CB	1:F:148:LEU:HD13	2.27	0.64
1:D:169:GLN:HB3	2:D:269:HOH:O	1.96	0.64
1:D:75:SER:HA	1:D:89:LEU:HG	1.78	0.64
1:D:156:ARG:HG3	1:E:47:ARG:NH2	2.13	0.64
1:C:7:PRO:O	1:C:19:THR:HB	1.98	0.64
1:E:59:PHE:CE1	1:F:98:LYS:HG3	2.33	0.64
1:F:23:ASP:HA	1:F:88:ARG:HB2	1.79	0.64
1:D:85:LEU:HG	1:D:86:PHE:N	2.10	0.64

*Continued on next page...*

*Continued from previous page...*

Atom-1	Atom-2	Distance(Å)	Clash(Å)
1:C:104:PHE:O	1:C:131:ILE:HA	1.97	0.64
1:F:113:GLY:HA3	1:F:116:ILE:HD13	1.80	0.64
1:A:139:LYS:O	1:A:142:ALA:HB3	1.98	0.64
1:F:50:ILE:HG21	1:F:193:GLY:HA2	1.79	0.64
1:C:189:ALA:O	1:C:192:GLU:HB2	1.97	0.64
1:B:67:LYS:HB2	2:B:311:HOH:O	1.97	0.64
1:D:118:GLU:OE1	1:E:124:ARG:NE	2.29	0.64
1:E:2:ALA:HA	1:E:33:TYR:OH	1.98	0.64
1:B:94:HIS:HB2	2:B:234:HOH:O	1.97	0.64
1:D:81:ARG:NH2	1:D:197:VAL:HG12	2.13	0.64
1:B:104:PHE:O	1:B:131:ILE:HA	1.97	0.64
1:A:91:LYS:O	1:A:93:PHE:N	2.30	0.64
1:C:10:LYS:H	1:C:10:LYS:HE3	1.63	0.64
1:F:7:PRO:O	1:F:19:THR:HB	1.97	0.64
1:C:148:LEU:HB3	1:D:140:LEU:HD11	1.79	0.64
1:D:81:ARG:NH2	1:D:201:ASP:OD1	2.28	0.64
1:B:124:ARG:HD2	2:B:276:HOH:O	1.97	0.64
1:A:116:ILE:O	1:A:120:LEU:HG	1.98	0.64
1:A:149:VAL:HG22	1:A:153:LEU:HD21	1.78	0.64
1:C:136:ASN:O	1:C:138:GLY:N	2.31	0.64
1:E:89:LEU:HD22	1:E:97:LEU:HD11	1.79	0.64
1:B:31:SER:HB3	1:B:32:PRO:HD3	1.78	0.64
1:A:178:GLU:HB3	1:B:38:ARG:NH1	2.13	0.64
1:F:4:PHE:CD2	1:F:83:LEU:HD22	2.32	0.64
1:E:169:GLN:HE21	1:E:169:GLN:HA	1.62	0.64
1:C:7:PRO:HD2	1:C:19:THR:HG21	1.78	0.64
1:A:57:VAL:HG23	2:A:318:HOH:O	1.97	0.64
1:B:166:ASP:O	1:B:167:LEU:HD23	1.98	0.64
1:A:67:LYS:O	2:A:238:HOH:O	2.14	0.64
1:E:185:GLN:O	1:E:188:ALA:HB3	1.97	0.64
1:C:111:PHE:O	1:C:134:ALA:HB1	1.98	0.64
1:F:135:ILE:HD11	1:F:137:VAL:HA	1.80	0.64
1:D:192:GLU:O	1:D:196:ILE:HG12	1.98	0.64
1:D:169:GLN:HB3	2:D:272:HOH:O	1.98	0.64
1:C:76:VAL:HG23	1:C:89:LEU:HD11	1.80	0.64
1:A:20:LYS:HG2	1:A:33:TYR:CD1	2.33	0.64
1:D:57:VAL:O	1:E:98:LYS:NZ	2.31	0.64
1:B:73:LEU:HB3	1:B:93:PHE:CZ	2.33	0.64
1:D:42:ILE:HG12	1:D:47:ARG:HG2	1.80	0.64
1:B:153:LEU:CD1	1:B:158:LEU:HA	2.27	0.64
1:B:9:PHE:HE2	1:B:186:LEU:HG	1.63	0.64
1:C:50:ILE:HG13	1:C:112:VAL:HB	1.80	0.64

*Continued on next page...*

*Continued from previous page...*

Atom-1	Atom-2	Distance(Å)	Clash(Å)
1:B:81:ARG:HB2	1:B:81:ARG:HH11	1.63	0.64
1:A:9:PHE:O	1:A:11:MSE:CE	2.46	0.64
1:C:68:THR:HG23	1:D:128:GLY:HA2	1.80	0.64
1:E:56:ASP:O	1:E:57:VAL:HG23	1.98	0.64
1:B:142:ALA:HB2	1:B:150:LEU:CB	2.13	0.64
1:A:73:LEU:HD22	1:A:123:LEU:HD21	1.80	0.64
1:E:84:CYS:SG	1:E:190:ALA:HA	2.38	0.64
1:D:46:ASN:O	1:D:47:ARG:HB2	1.98	0.64
1:C:56:ASP:HA	2:D:268:HOH:O	1.98	0.64
1:A:38:ARG:HG2	1:A:42:ILE:CD1	2.28	0.64
1:C:19:THR:HG21	1:C:186:LEU:HD11	1.79	0.64
1:A:95:ASP:OD2	1:A:98:LYS:HE3	1.97	0.64
1:A:77:LYS:HD2	1:A:189:ALA:HB1	1.78	0.64
1:A:110:THR:O	1:A:112:VAL:HG23	1.97	0.64
1:F:45:GLY:O	2:F:257:HOH:O	2.15	0.64
1:E:10:LYS:HB2	1:E:16:TYR:CZ	2.33	0.64
1:A:124:ARG:O	1:A:128:GLY:HA2	1.98	0.63
1:F:4:PHE:HZ	1:F:85:LEU:HD22	1.63	0.63
1:B:169:GLN:CB	2:B:275:HOH:O	2.46	0.63
1:D:104:PHE:HD2	1:D:131:ILE:HG12	1.60	0.63
1:B:24:VAL:HG13	1:B:28:THR:HB	1.80	0.63
1:D:95:ASP:OD1	1:D:98:LYS:HD2	1.97	0.63
1:C:139:LYS:HE3	1:C:139:LYS:O	1.98	0.63
1:E:169:GLN:HG2	2:E:308:HOH:O	1.98	0.63
1:E:9:PHE:CD2	1:E:187:GLU:HA	2.32	0.63
1:A:116:ILE:HG13	1:A:120:LEU:HG	1.80	0.63
1:A:112:VAL:HG12	1:A:137:VAL:HB	1.78	0.63
1:A:47:ARG:NH2	1:A:47:ARG:HG2	2.00	0.63
1:C:5:ASP:OD1	1:C:20:LYS:NZ	2.30	0.63
1:E:95:ASP:CG	2:E:255:HOH:O	2.37	0.63
1:F:54:TYR:HB2	1:F:75:SER:CB	2.25	0.63
1:C:182:PRO:HD2	1:C:183:GLU:OE1	1.98	0.63
1:B:25:GLY:N	1:B:28:THR:HB	2.12	0.63
1:A:162:VAL:HB	1:A:199:VAL:HG22	1.80	0.63
1:F:155:THR:HB	2:F:225:HOH:O	1.98	0.63
1:F:157:GLU:HA	1:F:157:GLU:OE1	1.98	0.63
1:F:75:SER:HA	1:F:87:LEU:O	1.97	0.63
1:E:1:SER:C	2:E:299:HOH:O	2.36	0.63
1:F:24:VAL:HG11	1:F:97:LEU:HD11	1.80	0.63
1:D:17:VAL:HA	1:D:82:ASN:O	1.98	0.63
1:A:79:SER:HB3	1:A:84:CYS:HA	1.81	0.63
1:A:205:ASP:HA	1:F:161:ARG:CZ	2.27	0.63

*Continued on next page...*

*Continued from previous page...*

Atom-1	Atom-2	Distance(Å)	Clash(Å)
1:B:54:TYR:HE1	1:B:86:PHE:HE2	1.47	0.63
1:A:11:MSE:HG3	1:A:194:TRP:CD1	2.34	0.63
1:E:115:GLN:HG3	1:F:133:ASN:CG	2.18	0.63
1:C:145:ARG:HH12	1:C:202:GLN:HG3	1.63	0.63
1:F:176:LYS:HE2	1:F:184:GLU:OE1	1.99	0.63
1:C:59:PHE:CZ	1:D:98:LYS:HG3	2.32	0.63
1:C:20:LYS:HE2	1:C:22:ILE:CG2	2.21	0.63
1:C:50:ILE:HG12	1:C:197:VAL:CA	2.25	0.63
1:C:22:ILE:HG13	1:C:22:ILE:O	1.97	0.63
1:F:38:ARG:HD3	2:F:235:HOH:O	1.99	0.63
1:D:50:ILE:O	1:D:79:SER:N	2.28	0.63
1:A:145:ARG:NH2	1:A:162:VAL:HG13	2.12	0.63
1:D:40:ASP:HB2	1:D:83:LEU:HD12	1.80	0.63
1:E:72:SER:HB2	2:E:267:HOH:O	1.99	0.63
1:D:31:SER:HB2	1:D:32:PRO:CD	2.28	0.63
1:A:76:VAL:CG1	1:A:89:LEU:HD11	2.28	0.63
1:F:135:ILE:CD1	1:F:137:VAL:HA	2.28	0.63
1:E:20:LYS:O	1:E:22:ILE:HG13	1.98	0.63
1:F:8:LYS:NZ	2:F:248:HOH:O	2.31	0.63
1:C:188:ALA:O	1:C:192:GLU:N	2.32	0.63
1:B:129:LEU:C	1:B:129:LEU:HD23	2.18	0.63
1:A:72:SER:OG	2:A:259:HOH:O	2.15	0.63
1:C:96:ASN:HD22	1:C:96:ASN:H	1.45	0.63
1:C:181:GLY:N	1:C:184:GLU:OE2	2.31	0.63
1:F:38:ARG:HB3	1:F:38:ARG:NH2	2.12	0.63
1:B:19:THR:HB	1:B:84:CYS:HB3	1.78	0.63
1:E:202:GLN:O	1:E:206:GLU:HG2	1.99	0.63
1:C:137:VAL:HG13	1:C:203:LEU:HD11	1.81	0.63
1:A:135:ILE:HD13	1:F:152:PHE:CD1	2.33	0.63
1:C:161:ARG:HG3	1:C:161:ARG:HH11	1.62	0.63
1:A:168:GLY:O	1:A:172:SER:HB2	1.99	0.63
1:A:174:GLU:O	1:B:38:ARG:HD2	1.99	0.63
1:A:81:ARG:HB3	2:A:278:HOH:O	1.98	0.63
1:A:181:GLY:O	1:A:185:GLN:HG3	1.98	0.63
1:B:49:VAL:HG13	1:B:79:SER:O	1.99	0.63
1:B:21:THR:HG23	1:B:86:PHE:HB3	1.80	0.63
1:B:193:GLY:O	1:B:197:VAL:HG23	1.99	0.63
1:D:149:VAL:O	1:D:153:LEU:HG	1.99	0.63
1:A:66:THR:HG23	1:A:69:SER:OG	1.99	0.63
1:B:3:SER:HB2	2:B:261:HOH:O	1.98	0.63
1:A:33:TYR:HB3	1:A:85:LEU:CD1	2.28	0.63
1:D:113:GLY:HA3	1:D:116:ILE:HG21	1.80	0.63

*Continued on next page...*

*Continued from previous page...*

Atom-1	Atom-2	Distance(Å)	Clash(Å)
1:A:153:LEU:HD13	1:A:157:GLU:HG3	1.81	0.63
1:C:10:LYS:O	1:C:10:LYS:HD2	1.98	0.63
1:E:49:VAL:HG11	1:E:103:PHE:HZ	1.63	0.63
1:B:137:VAL:O	1:B:137:VAL:HG13	1.97	0.63
1:C:58:GLY:O	1:C:70:GLY:HA3	1.98	0.63
1:B:48:ALA:HA	1:B:109:VAL:HB	1.81	0.63
1:B:152:PHE:CE2	1:C:135:ILE:HD13	2.34	0.63
1:C:17:VAL:HG22	1:C:81:ARG:O	1.98	0.63
1:A:116:ILE:O	1:A:120:LEU:HG	1.99	0.63
1:E:96:ASN:H	1:E:96:ASN:HD22	1.46	0.63
1:F:176:LYS:HB2	1:F:179:LYS:HE3	1.81	0.63
1:C:195:LEU:O	1:C:199:VAL:HG23	1.98	0.63
1:E:124:ARG:NE	2:E:270:HOH:O	2.31	0.63
1:B:53:VAL:HA	1:B:75:SER:O	1.98	0.63
1:B:96:ASN:N	1:B:96:ASN:HD22	1.95	0.63
1:F:198:ASN:O	1:F:202:GLN:HB2	1.99	0.63
1:A:10:LYS:HB2	1:A:16:TYR:CZ	2.33	0.63
1:D:53:VAL:HB	1:D:73:LEU:CD1	2.29	0.63
1:E:52:ASP:O	1:E:76:VAL:HA	1.98	0.63
1:F:36:LEU:O	1:F:40:ASP:HB2	1.99	0.62
1:E:57:VAL:HG11	1:F:101:TYR:HB3	1.80	0.62
1:D:34:LEU:HD13	1:D:103:PHE:HB2	1.81	0.62
1:A:192:GLU:O	1:A:196:ILE:HG12	1.97	0.62
1:B:195:LEU:O	1:B:199:VAL:HG23	2.00	0.62
1:E:52:ASP:OD1	1:E:53:VAL:N	2.32	0.62
1:D:8:LYS:HG3	1:D:18:GLN:HG2	1.81	0.62
1:A:115:GLN:O	1:B:107:LYS:HE2	2.00	0.62
1:C:148:LEU:HB2	2:C:235:HOH:O	1.98	0.62
1:D:47:ARG:O	1:D:109:VAL:HA	2.00	0.62
1:C:59:PHE:CE1	1:D:98:LYS:HE3	2.33	0.62
1:E:150:LEU:HD21	1:E:161:ARG:CB	2.29	0.62
1:F:116:ILE:O	1:F:120:LEU:N	2.30	0.62
1:C:74:SER:O	1:C:89:LEU:N	2.26	0.62
1:A:182:PRO:HA	1:A:185:GLN:HG3	1.80	0.62
1:B:120:LEU:HA	1:B:123:LEU:HD12	1.81	0.62
1:E:174:GLU:OE1	1:F:47:ARG:NH1	2.31	0.62
1:D:10:LYS:HZ1	1:D:14:GLY:HA2	1.64	0.62
1:C:177:TRP:CZ2	1:C:185:GLN:HG2	2.33	0.62
1:C:57:VAL:HG21	1:D:101:TYR:CB	2.30	0.62
1:A:50:ILE:HB	1:A:79:SER:OG	1.99	0.62
1:F:147:THR:HB	1:F:150:LEU:HG	1.81	0.62
1:D:193:GLY:O	1:D:197:VAL:HG23	2.00	0.62

*Continued on next page...*

*Continued from previous page...*

Atom-1	Atom-2	Distance(Å)	Clash(Å)
1:E:8:LYS:HD3	1:E:16:TYR:HB3	1.81	0.62
1:F:142:ALA:HB2	1:F:150:LEU:HB2	1.80	0.62
1:A:121:ASP:O	1:A:124:ARG:N	2.32	0.62
1:E:107:LYS:NZ	1:E:132:ARG:NH2	2.47	0.62
1:F:80:THR:C	1:F:197:VAL:HG21	2.20	0.62
1:C:113:GLY:O	1:C:137:VAL:HG12	1.99	0.62
1:E:11:MSE:HB3	1:E:194:TRP:CH2	2.34	0.62
1:C:187:GLU:OE1	2:C:299:HOH:O	2.16	0.62
1:C:19:THR:HG22	1:C:20:LYS:N	2.15	0.62
1:C:79:SER:OG	1:C:193:GLY:HA3	1.99	0.62
1:E:81:ARG:CD	2:E:209:HOH:O	2.48	0.62
1:F:8:LYS:O	1:F:9:PHE:CG	2.53	0.62
1:C:124:ARG:HH11	1:C:124:ARG:HG3	1.65	0.62
1:D:176:LYS:HB2	1:D:179:LYS:HD2	1.80	0.62
1:F:115:GLN:NE2	1:F:151:GLU:O	2.31	0.62
1:A:107:LYS:NZ	1:A:107:LYS:CB	2.56	0.62
1:D:135:ILE:HD13	1:D:200:TRP:HZ3	1.65	0.62
1:B:163:LEU:HG	1:B:199:VAL:HG22	1.80	0.62
1:F:162:VAL:HG12	1:F:163:LEU:HD23	1.81	0.62
1:C:183:GLU:H	1:C:183:GLU:CD	2.02	0.62
1:C:202:GLN:O	1:C:206:GLU:HB2	2.00	0.62
1:C:50:ILE:CG1	1:C:197:VAL:HA	2.27	0.62
1:C:56:ASP:HA	2:C:262:HOH:O	1.98	0.62
1:C:10:LYS:HE3	1:C:10:LYS:H	1.63	0.62
1:B:136:ASN:HB3	1:B:139:LYS:HG3	1.81	0.62
1:C:156:ARG:HD2	1:D:47:ARG:NE	2.14	0.62
1:C:156:ARG:N	2:C:211:HOH:O	2.14	0.62
1:B:176:LYS:HD2	1:B:180:ALA:HB2	1.81	0.62
1:D:37:ILE:HD11	1:D:85:LEU:HD22	1.80	0.62
1:A:22:ILE:HG22	1:A:23:ASP:H	1.61	0.62
1:D:154:GLY:HA3	1:E:107:LYS:O	1.99	0.62
1:A:154:GLY:HA3	1:B:107:LYS:O	1.98	0.62
1:F:153:LEU:HB3	1:F:157:GLU:HB3	1.81	0.62
1:F:153:LEU:HD22	1:F:157:GLU:HG2	1.81	0.62
1:D:161:ARG:NE	2:D:227:HOH:O	2.28	0.62
1:A:10:LYS:HA	1:A:16:TYR:HA	1.80	0.62
1:B:124:ARG:HD2	2:B:273:HOH:O	1.99	0.62
1:C:157:GLU:HB2	2:C:215:HOH:O	1.99	0.62
1:C:6:GLY:C	1:C:19:THR:HB	2.19	0.62
1:A:29:ASP:O	1:A:32:PRO:HD2	1.99	0.62
1:D:11:MSE:HE2	1:D:11:MSE:HA	1.81	0.62
1:C:25:GLY:N	1:C:28:THR:OG1	2.31	0.62

*Continued on next page...*

*Continued from previous page...*

Atom-1	Atom-2	Distance(Å)	Clash(Å)
1:B:55:TRP:CZ3	1:B:73:LEU:HB2	2.35	0.62
1:C:77:LYS:NZ	2:C:211:HOH:O	2.27	0.62
1:A:147:THR:CG2	1:A:150:LEU:HG	2.30	0.62
1:D:102:ARG:HH21	1:D:102:ARG:HG3	1.64	0.62
1:F:19:THR:HG22	1:F:20:LYS:N	2.15	0.62
1:F:76:VAL:HG12	1:F:77:LYS:N	2.15	0.62
1:D:96:ASN:N	1:D:96:ASN:OD1	2.33	0.62
1:A:155:THR:HG21	1:A:192:GLU:HB3	1.80	0.62
1:C:23:ASP:OD1	1:C:88:ARG:NH2	2.33	0.62
1:F:169:GLN:O	1:F:173:ILE:HG13	1.99	0.62
1:B:73:LEU:HB3	1:B:93:PHE:HZ	1.65	0.62
1:F:171:ASP:O	1:F:174:GLU:HB2	2.00	0.62
1:A:71:TRP:O	1:A:126:ASN:ND2	2.32	0.62
1:A:112:VAL:HG22	1:A:135:ILE:CG2	2.30	0.62
1:A:182:PRO:HG2	2:A:297:HOH:O	2.00	0.62
1:A:49:VAL:O	1:A:111:PHE:HA	2.00	0.62
1:A:107:LYS:HE2	1:F:115:GLN:O	2.00	0.62
1:B:137:VAL:HG23	1:B:203:LEU:CD1	2.30	0.62
1:F:28:THR:O	1:F:96:ASN:HB2	2.00	0.61
1:F:22:ILE:HD12	1:F:85:LEU:HD11	1.82	0.61
1:B:20:LYS:HE2	1:B:22:ILE:HD11	1.82	0.61
1:B:115:GLN:N	1:B:136:ASN:ND2	2.46	0.61
1:F:19:THR:CG2	1:F:20:LYS:H	2.13	0.61
1:A:91:LYS:HB3	1:A:92:PRO:CD	2.29	0.61
1:B:152:PHE:CG	1:C:135:ILE:HD13	2.35	0.61
1:E:94:HIS:HB2	1:E:96:ASN:HD21	1.64	0.61
1:A:91:LYS:N	1:A:92:PRO:HD2	2.14	0.61
1:C:115:GLN:NE2	1:C:152:PHE:CA	2.63	0.61
1:A:25:GLY:O	1:A:90:PRO:HG3	2.00	0.61
1:F:172:SER:O	1:F:176:LYS:HG2	2.00	0.61
1:F:20:LYS:CG	1:F:21:THR:N	2.63	0.61
1:A:159:ALA:HA	1:A:199:VAL:CG2	2.29	0.61
1:D:106:SER:CA	2:D:241:HOH:O	2.48	0.61
1:E:48:ALA:HB2	1:E:200:TRP:NE1	2.15	0.61
1:E:163:LEU:HD23	1:E:202:GLN:NE2	2.15	0.61
1:B:31:SER:CB	1:B:32:PRO:HD3	2.30	0.61
1:B:67:LYS:HG2	1:C:125:GLU:O	2.00	0.61
1:C:121:ASP:OD1	1:C:124:ARG:NH1	2.33	0.61
1:C:182:PRO:HA	1:C:185:GLN:OE1	2.01	0.61
1:A:116:ILE:O	1:A:120:LEU:HG	2.00	0.61
1:C:19:THR:HG22	1:C:20:LYS:N	2.14	0.61
1:F:181:GLY:N	1:F:184:GLU:OE2	2.24	0.61

*Continued on next page...*



*Continued from previous page...*

Atom-1	Atom-2	Distance(Å)	Clash(Å)
1:B:176:LYS:HB2	1:B:179:LYS:HE2	1.82	0.61
1:E:13:ASP:OD1	1:E:14:GLY:N	2.33	0.61
1:A:24:VAL:CB	1:A:90:PRO:HD3	2.17	0.61
1:C:26:SER:HA	1:C:96:ASN:OD1	1.99	0.61
1:B:46:ASN:HB2	2:B:309:HOH:O	2.00	0.61
1:E:81:ARG:CZ	1:E:198:ASN:OD1	2.48	0.61
1:E:58:GLY:HA2	1:F:98:LYS:HE2	1.80	0.61
1:E:32:PRO:O	1:E:35:SER:HB2	2.01	0.61
1:A:19:THR:HG22	1:A:84:CYS:HB3	1.81	0.61
1:C:93:PHE:HB2	2:C:291:HOH:O	2.01	0.61
1:C:135:ILE:HD12	2:C:220:HOH:O	1.99	0.61
1:C:80:THR:HB	2:C:270:HOH:O	2.00	0.61
1:E:114:VAL:HB	2:E:216:HOH:O	2.00	0.61
1:F:66:THR:OG1	2:F:274:HOH:O	2.16	0.61
1:A:42:ILE:HG12	1:A:47:ARG:HG2	1.83	0.61
1:D:198:ASN:N	1:D:198:ASN:HD22	1.96	0.61
1:F:4:PHE:CB	1:F:18:GLN:HB3	2.30	0.61
1:C:81:ARG:NH1	1:C:201:ASP:OD2	2.28	0.61
1:C:143:GLU:HG2	1:C:143:GLU:O	1.98	0.61
1:E:78:LEU:HD22	1:E:103:PHE:HE1	1.65	0.61
1:E:99:ASP:HA	1:E:102:ARG:NH2	2.16	0.61
1:F:162:VAL:HG12	1:F:202:GLN:NE2	2.15	0.61
1:A:34:LEU:HD22	1:A:103:PHE:CE1	2.35	0.61
1:B:104:PHE:HB3	1:B:131:ILE:HG12	1.81	0.61
1:F:68:THR:O	1:F:71:TRP:N	2.29	0.61
1:C:77:LYS:HD2	1:C:189:ALA:O	1.99	0.61
1:D:135:ILE:HG21	1:D:200:TRP:HZ3	1.64	0.61
1:C:54:TYR:CG	1:C:75:SER:HB2	2.35	0.61
1:D:55:TRP:HE1	1:E:132:ARG:HH21	1.46	0.61
1:E:58:GLY:CA	1:E:70:GLY:HA3	2.30	0.61
1:C:22:ILE:CD1	1:C:28:THR:HG21	2.30	0.61
1:A:31:SER:N	1:A:32:PRO:CD	2.63	0.61
1:F:98:LYS:HB3	1:F:102:ARG:NH2	2.15	0.61
1:D:81:ARG:NH2	1:D:198:ASN:ND2	2.48	0.61
2:C:254:HOH:O	1:D:38:ARG:HD2	2.00	0.61
1:F:82:ASN:HB3	2:F:274:HOH:O	1.99	0.61
1:C:85:LEU:HD11	1:C:87:LEU:CD2	2.30	0.61
1:F:20:LYS:HE2	1:F:33:TYR:CZ	2.35	0.61
1:C:204:SER:OG	1:C:205:ASP:N	2.32	0.61
1:E:23:ASP:HA	1:E:88:ARG:HB2	1.81	0.61
1:E:21:THR:HA	1:E:86:PHE:HB3	1.83	0.61
1:D:156:ARG:C	1:D:156:ARG:HD3	2.21	0.61

*Continued on next page...*



*Continued from previous page...*

Atom-1	Atom-2	Distance(Å)	Clash(Å)
1:E:58:GLY:CA	1:F:98:LYS:NZ	2.59	0.61
1:B:51:PHE:HA	1:B:77:LYS:O	2.00	0.61
1:F:7:PRO:O	1:F:19:THR:HB	2.00	0.61
1:A:18:GLN:HB3	2:A:229:HOH:O	2.01	0.61
1:F:123:LEU:HB3	1:F:129:LEU:O	2.00	0.61
1:B:11:MSE:HG3	1:B:194:TRP:CD2	2.35	0.61
1:B:32:PRO:HA	1:B:35:SER:HB2	1.83	0.61
1:A:57:VAL:HG11	1:B:101:TYR:CB	2.30	0.61
1:C:86:PHE:HE1	1:C:88:ARG:HG2	1.66	0.61
1:B:147:THR:O	1:B:150:LEU:HG	2.01	0.61
1:E:117:GLU:HB2	2:E:231:HOH:O	1.99	0.61
1:D:24:VAL:HG13	1:D:28:THR:HB	1.83	0.61
1:B:176:LYS:HB2	1:B:179:LYS:HE2	1.82	0.61
1:E:96:ASN:HD22	1:E:96:ASN:N	1.99	0.61
1:B:156:ARG:NH1	1:B:171:ASP:OD1	2.31	0.61
1:B:59:PHE:HD1	1:C:98:LYS:HZ3	1.47	0.61
1:A:91:LYS:HA	2:A:261:HOH:O	2.00	0.61
1:D:153:LEU:CD1	1:D:161:ARG:HG3	2.31	0.61
1:E:58:GLY:O	1:E:70:GLY:HA3	2.00	0.61
1:E:10:LYS:HA	1:E:16:TYR:HA	1.83	0.61
1:C:50:ILE:HG13	1:C:112:VAL:HB	1.82	0.61
1:D:129:LEU:C	1:D:129:LEU:HD23	2.21	0.61
1:A:135:ILE:HD13	1:F:152:PHE:CG	2.35	0.61
1:E:155:THR:HG22	1:E:192:GLU:HB3	1.83	0.61
1:C:178:GLU:HG3	1:D:35:SER:OG	2.00	0.61
1:E:137:VAL:HG13	1:E:158:LEU:CD2	2.31	0.61
1:B:122:LEU:O	1:B:126:ASN:HB2	2.01	0.61
1:E:81:ARG:HB2	2:E:209:HOH:O	2.01	0.61
1:D:31:SER:HB2	1:D:32:PRO:HD3	1.83	0.61
1:C:58:GLY:HA2	1:D:98:LYS:CE	2.29	0.61
1:B:169:GLN:HB3	2:B:275:HOH:O	2.01	0.61
1:E:3:SER:HB2	2:E:281:HOH:O	1.99	0.61
1:D:20:LYS:HE2	1:D:33:TYR:CE1	2.35	0.61
1:C:201:ASP:HB3	2:C:250:HOH:O	2.01	0.61
1:D:114:VAL:HG12	1:D:115:GLN:HG2	1.83	0.61
1:B:50:ILE:HB	1:B:79:SER:OG	2.01	0.61
1:D:47:ARG:HH21	1:D:47:ARG:HG2	1.66	0.61
1:D:50:ILE:HG21	1:D:196:ILE:HB	1.82	0.60
1:F:24:VAL:O	1:F:90:PRO:HD3	2.01	0.60
1:C:178:GLU:HG2	1:C:179:LYS:HG3	1.81	0.60
1:D:81:ARG:CZ	1:D:197:VAL:CG1	2.79	0.60
1:D:110:THR:HA	1:D:133:ASN:ND2	2.16	0.60

*Continued on next page...*

*Continued from previous page...*

Atom-1	Atom-2	Distance(Å)	Clash(Å)
1:E:156:ARG:HD2	1:F:47:ARG:CZ	2.30	0.60
1:F:38:ARG:NE	2:F:235:HOH:O	2.21	0.60
1:F:38:ARG:NH2	1:F:42:ILE:HD12	2.16	0.60
1:D:31:SER:CB	1:D:32:PRO:HD3	2.26	0.60
1:E:67:LYS:HB2	2:E:276:HOH:O	2.00	0.60
1:E:51:PHE:CZ	1:E:116:ILE:HG21	2.36	0.60
1:D:67:LYS:HG2	1:E:127:HIS:HA	1.83	0.60
1:E:58:GLY:CA	1:F:98:LYS:HZ1	2.13	0.60
1:F:19:THR:HG21	1:F:186:LEU:HD21	1.82	0.60
1:D:20:LYS:HE2	1:D:33:TYR:CZ	2.36	0.60
1:C:81:ARG:NH1	1:C:201:ASP:OD2	2.34	0.60
1:F:169:GLN:HB3	2:F:249:HOH:O	2.01	0.60
1:F:135:ILE:HG12	1:F:137:VAL:N	2.16	0.60
1:E:66:THR:CG2	1:E:66:THR:O	2.49	0.60
1:A:57:VAL:HG13	1:A:71:TRP:CE2	2.36	0.60
1:C:4:PHE:CG	1:C:20:LYS:HB2	2.35	0.60
1:B:47:ARG:HD3	1:B:108:PHE:O	2.00	0.60
1:B:143:GLU:OE1	1:B:143:GLU:O	2.19	0.60
1:F:81:ARG:NH2	1:F:198:ASN:HD21	1.98	0.60
1:D:124:ARG:HH11	1:D:124:ARG:HG3	1.65	0.60
1:F:137:VAL:CG1	1:F:138:GLY:N	2.64	0.60
1:B:124:ARG:NH2	2:B:289:HOH:O	2.26	0.60
1:C:42:ILE:HG12	1:C:47:ARG:NE	2.16	0.60
1:C:123:LEU:HB3	1:C:129:LEU:HB3	1.82	0.60
1:D:113:GLY:HA3	1:D:116:ILE:HD13	1.83	0.60
1:D:10:LYS:HB2	1:D:16:TYR:CZ	2.36	0.60
1:F:169:GLN:HE21	1:F:191:ILE:CD1	2.14	0.60
1:D:156:ARG:HD2	1:E:47:ARG:HD2	1.83	0.60
1:C:157:GLU:OE1	1:D:47:ARG:HG3	2.02	0.60
1:A:135:ILE:HD12	2:A:236:HOH:O	2.01	0.60
1:D:75:SER:HB3	1:D:88:ARG:HA	1.82	0.60
1:A:143:GLU:HB3	1:F:148:LEU:HD13	1.82	0.60
1:E:52:ASP:O	1:E:76:VAL:HG13	2.01	0.60
1:F:141:ALA:HB1	1:F:150:LEU:HD13	1.82	0.60
1:B:137:VAL:HG23	1:B:203:LEU:HD11	1.82	0.60
1:F:34:LEU:O	1:F:37:ILE:HB	2.02	0.60
1:B:159:ALA:HA	1:B:199:VAL:HG21	1.82	0.60
1:B:2:ALA:O	1:B:36:LEU:HD11	2.02	0.60
1:F:4:PHE:HB3	1:F:18:GLN:HB3	1.82	0.60
1:D:34:LEU:HD12	1:D:99:ASP:HB3	1.83	0.60
1:C:10:LYS:CD	1:C:10:LYS:H	2.14	0.60
1:F:50:ILE:HG13	1:F:196:ILE:HG22	1.84	0.60

*Continued on next page...*

*Continued from previous page...*

Atom-1	Atom-2	Distance(Å)	Clash(Å)
1:C:89:LEU:HD22	1:C:97:LEU:CD1	2.30	0.60
1:A:4:PHE:HA	1:A:20:LYS:HB2	1.83	0.60
1:F:137:VAL:HG23	1:F:140:LEU:HB3	1.84	0.60
1:C:173:ILE:HD13	1:C:184:GLU:O	2.02	0.60
1:B:53:VAL:HG12	1:B:76:VAL:HG22	1.83	0.60
1:D:39:GLU:CG	1:D:43:LEU:HD12	2.31	0.60
1:B:112:VAL:HA	1:B:135:ILE:CG2	2.32	0.60
1:B:121:ASP:O	1:B:125:GLU:HG2	2.00	0.60
1:F:54:TYR:CG	1:F:75:SER:HB2	2.36	0.60
1:A:31:SER:OG	1:A:32:PRO:HD3	2.02	0.60
1:D:153:LEU:HD11	1:D:161:ARG:HG3	1.83	0.60
1:D:111:PHE:O	1:D:134:ALA:CA	2.45	0.60
1:B:12:THR:HB	1:B:194:TRP:CH2	2.36	0.60
1:A:112:VAL:HG22	1:A:135:ILE:CG2	2.31	0.60
1:A:22:ILE:HD12	1:A:87:LEU:CD2	2.31	0.60
1:B:81:ARG:HA	2:B:293:HOH:O	2.02	0.60
1:C:137:VAL:CG1	1:C:203:LEU:HD11	2.31	0.60
1:E:12:THR:CG2	1:E:166:ASP:HB3	2.32	0.60
1:D:39:GLU:HG2	1:D:43:LEU:HD12	1.83	0.60
1:F:159:ALA:HB1	1:F:195:LEU:HD13	1.84	0.60
1:B:196:ILE:HA	1:B:199:VAL:HB	1.84	0.60
1:B:161:ARG:NH1	2:B:246:HOH:O	2.34	0.60
1:C:10:LYS:HD2	1:C:10:LYS:N	2.12	0.60
1:D:37:ILE:HG23	1:D:80:THR:HG21	1.83	0.60
1:E:56:ASP:HB3	1:E:72:SER:O	2.01	0.60
1:A:38:ARG:HG2	1:A:42:ILE:HD11	1.84	0.60
1:D:140:LEU:C	1:D:140:LEU:HD12	2.21	0.60
1:C:38:ARG:HB2	1:C:103:PHE:HE1	1.67	0.60
1:F:34:LEU:HD13	1:F:103:PHE:HB2	1.84	0.60
1:F:38:ARG:HG2	1:F:38:ARG:HH21	1.65	0.60
1:D:47:ARG:H	1:D:47:ARG:HD2	1.65	0.60
1:C:175:ALA:O	1:D:39:GLU:HG3	2.02	0.60
1:A:176:LYS:HG3	1:A:180:ALA:HB2	1.82	0.60
1:F:47:ARG:C	1:F:109:VAL:HB	2.22	0.60
1:C:115:GLN:HB3	1:D:132:ARG:O	2.01	0.60
1:F:30:ILE:HG12	2:F:229:HOH:O	2.01	0.60
1:A:94:HIS:CD2	2:A:314:HOH:O	2.55	0.60
1:D:193:GLY:O	1:D:197:VAL:HG23	2.02	0.60
1:B:11:MSE:HG3	1:B:194:TRP:CE2	2.37	0.60
1:A:159:ALA:HB1	1:A:195:LEU:HB3	1.83	0.60
1:A:90:PRO:HD2	1:A:97:LEU:HD11	1.84	0.60
1:D:42:ILE:O	2:D:250:HOH:O	2.16	0.60

*Continued on next page...*

*Continued from previous page...*

Atom-1	Atom-2	Distance(Å)	Clash(Å)
1:D:47:ARG:CG	1:D:47:ARG:HH21	2.13	0.60
1:E:97:LEU:N	1:E:97:LEU:HD23	2.16	0.60
1:B:96:ASN:H	1:B:96:ASN:HD22	1.49	0.60
1:A:20:LYS:HE2	1:A:33:TYR:CE2	2.36	0.60
1:A:135:ILE:HD12	1:A:136:ASN:N	2.17	0.60
1:F:178:GLU:OE1	1:F:179:LYS:HE2	2.01	0.60
1:B:57:VAL:HG13	1:B:71:TRP:NE1	2.17	0.60
1:C:73:LEU:HD22	1:C:123:LEU:HD21	1.84	0.60
1:A:135:ILE:HD13	1:F:152:PHE:CG	2.36	0.60
1:F:24:VAL:HG11	1:F:97:LEU:HD21	1.83	0.60
1:E:4:PHE:HB3	1:E:18:GLN:CB	2.30	0.60
1:F:18:GLN:NE2	2:F:248:HOH:O	2.34	0.60
1:D:31:SER:HB2	1:D:32:PRO:CD	2.28	0.60
1:B:114:VAL:HG12	1:B:115:GLN:HG2	1.84	0.60
1:A:187:GLU:HG2	1:A:191:ILE:CD1	2.31	0.59
1:C:145:ARG:NH1	1:C:145:ARG:HG3	1.98	0.59
1:F:8:LYS:NZ	2:F:249:HOH:O	2.34	0.59
1:E:124:ARG:CZ	2:E:270:HOH:O	2.48	0.59
1:A:102:ARG:NH1	1:F:177:TRP:HE1	1.99	0.59
1:B:56:ASP:HA	2:B:291:HOH:O	2.02	0.59
1:C:77:LYS:HD2	1:C:189:ALA:O	2.02	0.59
1:E:152:PHE:HB3	2:F:227:HOH:O	2.02	0.59
1:A:147:THR:HG22	1:A:150:LEU:HG	1.84	0.59
1:E:84:CYS:SG	1:E:190:ALA:HA	2.41	0.59
1:E:96:ASN:ND2	1:E:96:ASN:N	2.49	0.59
1:E:96:ASN:C	1:E:97:LEU:HD23	2.22	0.59
1:D:137:VAL:CG1	1:D:138:GLY:N	2.64	0.59
1:B:96:ASN:N	1:B:96:ASN:HD22	1.98	0.59
1:F:141:ALA:CB	1:F:158:LEU:HD11	2.33	0.59
1:A:79:SER:CB	1:A:84:CYS:HA	2.31	0.59
1:C:57:VAL:HG21	1:D:101:TYR:HB2	1.84	0.59
1:F:186:LEU:O	1:F:186:LEU:HD12	2.02	0.59
1:C:169:GLN:HE21	1:C:169:GLN:HA	1.66	0.59
1:F:34:LEU:HD21	1:F:87:LEU:CD1	2.32	0.59
1:B:57:VAL:HG12	1:C:98:LYS:NZ	2.17	0.59
1:C:20:LYS:HE2	1:C:33:TYR:CE1	2.36	0.59
1:B:173:ILE:HG12	1:B:184:GLU:HB3	1.84	0.59
1:E:175:ALA:HB1	1:F:43:LEU:HG	1.82	0.59
1:A:4:PHE:CZ	1:A:83:LEU:HD22	2.36	0.59
1:F:199:VAL:O	1:F:203:LEU:HG	2.03	0.59
1:B:82:ASN:O	1:B:83:LEU:HD23	2.02	0.59
1:B:51:PHE:HD2	1:B:112:VAL:O	1.84	0.59

*Continued on next page...*

*Continued from previous page...*

Atom-1	Atom-2	Distance(Å)	Clash(Å)
1:B:131:ILE:CG2	1:B:134:ALA:HB2	2.32	0.59
1:F:6:GLY:C	1:F:19:THR:HB	2.23	0.59
1:E:152:PHE:CD1	1:F:135:ILE:HD13	2.37	0.59
1:A:3:SER:N	1:A:33:TYR:CE1	2.71	0.59
1:B:156:ARG:HG2	1:B:167:LEU:HD22	1.85	0.59
1:F:46:ASN:ND2	2:F:302:HOH:O	2.35	0.59
1:E:204:SER:C	1:E:206:GLU:H	2.06	0.59
1:D:135:ILE:O	1:D:135:ILE:HG23	2.02	0.59
1:D:8:LYS:HA	1:D:17:VAL:O	2.02	0.59
1:F:159:ALA:CB	1:F:195:LEU:HD13	2.33	0.59
1:F:116:ILE:HA	1:F:119:ASP:HB2	1.84	0.59
1:B:48:ALA:HA	1:B:110:THR:H	1.67	0.59
1:A:92:PRO:HA	2:A:300:HOH:O	2.01	0.59
1:E:120:LEU:HA	2:E:251:HOH:O	2.01	0.59
1:C:58:GLY:O	1:C:70:GLY:HA3	2.02	0.59
1:C:67:LYS:O	1:D:128:GLY:HA3	2.03	0.59
1:F:131:ILE:HG21	1:F:134:ALA:HB2	1.84	0.59
1:D:11:MSE:SE	2:D:266:HOH:O	2.71	0.59
1:B:118:GLU:O	1:B:122:LEU:HD23	2.03	0.59
1:F:82:ASN:HB2	1:F:83:LEU:CD2	2.33	0.59
1:B:110:THR:HA	1:B:133:ASN:O	2.03	0.59
1:B:92:PRO:HD2	2:B:245:HOH:O	2.01	0.59
1:F:38:ARG:CD	2:F:235:HOH:O	2.49	0.59
1:F:116:ILE:HA	1:F:119:ASP:OD2	2.02	0.59
1:C:22:ILE:CD1	1:C:28:THR:HG21	2.31	0.59
1:B:24:VAL:HG13	1:B:96:ASN:OD1	2.02	0.59
1:B:156:ARG:HG2	1:B:167:LEU:HD13	1.83	0.59
1:D:12:THR:HG21	1:D:166:ASP:HB3	1.84	0.59
1:C:153:LEU:HD13	1:C:157:GLU:O	2.03	0.59
1:B:25:GLY:H	1:B:28:THR:CB	2.14	0.59
1:E:153:LEU:HD22	1:E:157:GLU:CB	2.30	0.59
1:A:72:SER:HB2	2:A:226:HOH:O	2.03	0.59
1:E:58:GLY:O	1:E:59:PHE:C	2.41	0.59
1:F:32:PRO:O	1:F:35:SER:HB2	2.02	0.59
1:C:42:ILE:O	2:C:216:HOH:O	2.17	0.59
1:B:118:GLU:HG2	2:B:223:HOH:O	2.02	0.59
1:D:173:ILE:HA	1:D:176:LYS:CE	2.32	0.59
1:E:11:MSE:HE1	1:E:191:ILE:HG12	1.85	0.59
1:E:191:ILE:O	1:E:192:GLU:C	2.41	0.59
1:B:135:ILE:HD11	1:B:140:LEU:HB2	1.83	0.59
1:A:115:GLN:NE2	1:A:152:PHE:HA	2.17	0.59
1:C:79:SER:OG	1:C:193:GLY:HA3	2.02	0.59

*Continued on next page...*

*Continued from previous page...*

Atom-1	Atom-2	Distance(Å)	Clash(Å)
1:A:170:LEU:HD21	1:A:192:GLU:HG2	1.84	0.59
1:F:10:LYS:HB2	1:F:16:TYR:CE2	2.38	0.59
1:F:112:VAL:HG13	1:F:135:ILE:HG23	1.82	0.59
1:C:40:ASP:OD1	1:C:44:ASN:HB2	2.03	0.59
1:D:149:VAL:HG22	1:D:153:LEU:HD21	1.84	0.59
1:F:144:ALA:HB3	1:F:203:LEU:HD22	1.84	0.59
1:C:37:ILE:HD11	1:C:85:LEU:CB	2.33	0.59
1:B:174:GLU:OE1	1:B:192:GLU:OE2	2.19	0.59
1:E:77:LYS:HG2	1:E:78:LEU:N	2.18	0.59
1:B:120:LEU:CD2	1:B:131:ILE:HD12	2.33	0.59
1:B:129:LEU:O	1:B:129:LEU:HD23	2.03	0.59
1:A:4:PHE:HB3	1:A:18:GLN:HB3	1.84	0.59
1:D:135:ILE:HG12	1:D:137:VAL:N	2.17	0.59
1:F:93:PHE:HB3	1:F:97:LEU:CD1	2.32	0.59
1:D:49:VAL:O	1:D:111:PHE:HA	2.03	0.59
1:E:53:VAL:HG12	1:E:76:VAL:HG22	1.85	0.59
1:D:97:LEU:C	1:D:99:ASP:H	2.06	0.59
1:E:50:ILE:N	1:E:50:ILE:HD12	2.18	0.59
1:D:176:LYS:HB2	1:D:179:LYS:HG3	1.84	0.59
1:B:169:GLN:HA	1:B:169:GLN:OE1	2.03	0.59
1:E:73:LEU:HD21	1:E:123:LEU:CD2	2.33	0.59
1:E:28:THR:O	1:E:96:ASN:HB2	2.02	0.59
1:E:81:ARG:CB	2:E:295:HOH:O	2.26	0.59
1:C:51:PHE:CZ	1:C:116:ILE:HD13	2.38	0.59
1:F:107:LYS:HE3	1:F:132:ARG:CZ	2.32	0.59
1:C:47:ARG:HA	1:C:109:VAL:HG12	1.85	0.59
1:D:57:VAL:HA	1:D:70:GLY:O	2.02	0.59
1:E:96:ASN:HD22	1:E:96:ASN:N	2.01	0.59
1:C:102:ARG:HH21	1:C:102:ARG:CG	2.16	0.59
1:D:22:ILE:CD1	1:D:23:ASP:H	2.16	0.59
1:F:97:LEU:O	1:F:99:ASP:N	2.36	0.59
1:D:98:LYS:HD3	2:D:258:HOH:O	2.03	0.59
1:A:70:GLY:N	2:A:239:HOH:O	2.07	0.59
1:F:25:GLY:O	1:F:96:ASN:ND2	2.35	0.59
1:B:194:TRP:HD1	2:B:227:HOH:O	1.85	0.59
1:B:145:ARG:NH2	1:B:206:GLU:OE2	2.34	0.58
1:F:170:LEU:HD22	1:F:195:LEU:CD1	2.33	0.58
1:E:9:PHE:O	1:E:17:VAL:N	2.32	0.58
1:C:94:HIS:CB	1:C:96:ASN:ND2	2.63	0.58
1:A:41:SER:OG	1:A:47:ARG:HA	2.03	0.58
1:A:25:GLY:O	1:A:96:ASN:ND2	2.36	0.58
1:E:153:LEU:HD13	1:E:157:GLU:O	2.03	0.58

*Continued on next page...*

*Continued from previous page...*

Atom-1	Atom-2	Distance(Å)	Clash(Å)
1:E:169:GLN:NE2	1:E:169:GLN:HA	2.17	0.58
1:C:149:VAL:HB	1:D:140:LEU:HD21	1.84	0.58
1:C:114:VAL:HG21	1:C:155:THR:HG23	1.85	0.58
1:F:8:LYS:NZ	2:F:250:HOH:O	2.35	0.58
1:A:66:THR:HG23	1:A:69:SER:CB	2.33	0.58
1:E:57:VAL:HG13	1:E:71:TRP:CE2	2.37	0.58
1:F:72:SER:CB	1:F:91:LYS:HZ2	2.16	0.58
1:B:49:VAL:O	1:B:111:PHE:HA	2.03	0.58
1:A:59:PHE:HB2	2:B:267:HOH:O	2.03	0.58
1:A:47:ARG:HH12	1:F:174:GLU:CG	2.16	0.58
1:B:115:GLN:CA	1:B:136:ASN:HD21	2.17	0.58
1:F:153:LEU:HD13	1:F:157:GLU:HG3	1.85	0.58
1:A:81:ARG:HD3	2:A:211:HOH:O	2.02	0.58
1:C:199:VAL:O	1:C:203:LEU:HG	2.03	0.58
1:F:82:ASN:C	1:F:83:LEU:HD23	2.23	0.58
1:D:178:GLU:OE2	1:D:179:LYS:HG3	2.03	0.58
1:D:81:ARG:HG3	1:D:82:ASN:ND2	2.18	0.58
1:D:68:THR:HB	1:D:122:LEU:HD21	1.83	0.58
1:A:47:ARG:NH2	1:A:47:ARG:CG	2.67	0.58
1:C:112:VAL:HG13	1:C:137:VAL:HB	1.85	0.58
1:C:104:PHE:HD2	1:C:131:ILE:HG23	1.68	0.58
1:D:149:VAL:HG12	2:E:221:HOH:O	2.02	0.58
1:C:20:LYS:HG2	1:C:33:TYR:CD1	2.38	0.58
1:C:20:LYS:HG2	1:C:33:TYR:CE1	2.38	0.58
1:A:66:THR:HG23	1:A:69:SER:CB	2.33	0.58
1:E:137:VAL:CG1	1:E:138:GLY:N	2.66	0.58
1:A:12:THR:HG21	1:A:166:ASP:CB	2.24	0.58
1:C:11:MSE:CA	1:C:11:MSE:HE2	2.31	0.58
1:D:25:GLY:O	1:D:96:ASN:ND2	2.36	0.58
1:E:4:PHE:CD2	1:E:83:LEU:HD22	2.38	0.58
1:B:37:ILE:O	1:B:80:THR:HG21	2.04	0.58
1:A:22:ILE:HD11	1:A:33:TYR:CG	2.37	0.58
1:A:29:ASP:O	1:A:32:PRO:HD2	2.03	0.58
1:E:139:LYS:NZ	2:E:257:HOH:O	2.36	0.58
1:F:126:ASN:HB3	2:F:297:HOH:O	2.04	0.58
1:B:118:GLU:O	1:B:122:LEU:HG	2.03	0.58
1:B:45:GLY:HA2	1:B:81:ARG:NH2	2.19	0.58
1:A:142:ALA:HA	1:A:147:THR:O	2.02	0.58
1:C:172:SER:O	1:C:176:LYS:HG2	2.03	0.58
1:E:140:LEU:HD23	1:E:203:LEU:CD1	2.33	0.58
1:C:38:ARG:HD3	2:C:307:HOH:O	2.03	0.58
1:E:152:PHE:O	1:E:153:LEU:HD23	2.04	0.58

*Continued on next page...*



*Continued from previous page...*

Atom-1	Atom-2	Distance(Å)	Clash(Å)
1:F:19:THR:HG23	1:F:84:CYS:O	2.03	0.58
1:F:131:ILE:CG2	1:F:134:ALA:HB2	2.34	0.58
1:C:94:HIS:CB	1:C:96:ASN:ND2	2.66	0.58
1:A:15:SER:CB	2:A:211:HOH:O	2.50	0.58
1:F:80:THR:HA	2:F:295:HOH:O	2.03	0.58
1:F:50:ILE:HG21	1:F:196:ILE:HB	1.85	0.58
1:B:148:LEU:HD13	1:C:143:GLU:HB3	1.85	0.58
1:B:22:ILE:CD1	1:B:85:LEU:HD11	2.33	0.58
1:A:47:ARG:HH12	1:F:174:GLU:HB2	1.68	0.58
1:A:162:VAL:HG12	1:A:163:LEU:N	2.18	0.58
1:E:57:VAL:HG11	1:F:101:TYR:HB3	1.86	0.58
1:A:161:ARG:NH2	1:B:205:ASP:OD1	2.35	0.58
1:F:57:VAL:HG13	1:F:71:TRP:NE1	2.19	0.58
1:C:116:ILE:CD1	1:C:120:LEU:HD11	2.32	0.58
1:A:91:LYS:N	1:A:92:PRO:HD2	2.18	0.58
1:E:9:PHE:HE2	1:E:19:THR:HG21	1.67	0.58
1:E:81:ARG:HH22	1:E:198:ASN:CG	2.07	0.58
1:E:149:VAL:HG21	1:F:204:SER:CB	2.34	0.58
1:B:4:PHE:CB	1:B:18:GLN:HB3	2.34	0.58
1:D:8:LYS:CG	1:D:16:TYR:HB3	2.34	0.58
1:C:139:LYS:HA	1:C:151:GLU:HB2	1.84	0.58
1:B:187:GLU:OE1	2:B:309:HOH:O	2.16	0.58
1:B:73:LEU:HD22	1:B:123:LEU:HD21	1.85	0.58
1:B:75:SER:HG	1:B:86:PHE:HE1	1.52	0.58
1:E:131:ILE:HG21	1:E:134:ALA:HB2	1.85	0.58
1:A:175:ALA:HA	1:B:42:ILE:CD1	2.34	0.58
1:A:148:LEU:CD1	1:B:143:GLU:HB3	2.34	0.58
1:F:139:LYS:HD3	2:F:240:HOH:O	2.03	0.58
1:E:114:VAL:N	2:E:207:HOH:O	2.17	0.58
1:A:8:LYS:HG2	2:A:303:HOH:O	2.03	0.58
1:A:118:GLU:OE2	1:B:124:ARG:NH2	2.37	0.58
1:A:156:ARG:O	1:A:159:ALA:HB3	2.04	0.58
1:E:22:ILE:HD12	1:E:85:LEU:HD11	1.85	0.58
1:F:24:VAL:HG22	1:F:30:ILE:HG21	1.85	0.58
1:A:51:PHE:CD1	1:A:52:ASP:N	2.72	0.58
1:D:176:LYS:HB2	1:D:179:LYS:CG	2.33	0.58
1:F:151:GLU:OE1	2:F:239:HOH:O	2.17	0.58
1:A:67:LYS:HD3	2:A:322:HOH:O	2.03	0.58
1:B:155:THR:CB	2:B:219:HOH:O	2.51	0.58
1:F:173:ILE:HG22	1:F:173:ILE:O	2.03	0.58
1:C:169:GLN:HA	1:C:169:GLN:HE21	1.67	0.58
1:C:57:VAL:HG12	1:C:71:TRP:CE2	2.38	0.58

*Continued on next page...*



*Continued from previous page...*

Atom-1	Atom-2	Distance(Å)	Clash(Å)
1:C:58:GLY:HA2	1:D:98:LYS:HZ1	1.67	0.58
1:C:135:ILE:HD12	2:C:220:HOH:O	2.04	0.58
1:F:4:PHE:CD1	1:F:20:LYS:HB2	2.39	0.58
1:E:25:GLY:N	1:E:28:THR:OG1	2.35	0.58
1:D:10:LYS:HB2	1:D:16:TYR:CE2	2.39	0.58
1:A:111:PHE:HE2	2:A:208:HOH:O	1.87	0.58
1:C:115:GLN:HA	1:C:115:GLN:OE1	2.02	0.58
1:E:40:ASP:HB2	2:E:304:HOH:O	2.04	0.58
1:D:50:ILE:HG21	1:D:196:ILE:HB	1.86	0.58
1:D:76:VAL:HG11	1:D:104:PHE:CZ	2.39	0.58
1:E:139:LYS:HB2	1:E:151:GLU:OE1	2.04	0.58
1:C:4:PHE:CD2	1:C:20:LYS:HB2	2.39	0.58
1:C:22:ILE:HG21	1:C:87:LEU:HD22	1.85	0.58
1:F:148:LEU:N	2:F:211:HOH:O	2.37	0.58
1:E:57:VAL:HG11	1:F:101:TYR:HB3	1.86	0.58
1:B:123:LEU:HD22	1:B:129:LEU:HD13	1.84	0.58
1:E:135:ILE:O	1:E:137:VAL:N	2.37	0.58
1:E:115:GLN:NE2	1:E:152:PHE:HA	2.17	0.58
1:B:147:THR:O	1:B:150:LEU:HG	2.03	0.58
1:E:82:ASN:HB3	1:E:83:LEU:HG	1.86	0.58
1:A:32:PRO:O	1:A:35:SER:HB2	2.04	0.58
1:F:42:ILE:HD11	1:F:108:PHE:CD2	2.39	0.57
1:A:22:ILE:HD11	1:A:33:TYR:CD2	2.39	0.57
1:B:178:GLU:HG2	1:B:179:LYS:HG3	1.86	0.57
1:E:137:VAL:HG13	1:E:138:GLY:N	2.19	0.57
1:F:53:VAL:HG12	1:F:76:VAL:HG22	1.86	0.57
1:E:50:ILE:HG13	1:E:196:ILE:HG22	1.86	0.57
1:B:145:ARG:HH21	1:B:162:VAL:HA	1.69	0.57
1:C:11:MSE:HE2	1:C:11:MSE:CA	2.34	0.57
1:C:175:ALA:CB	1:D:43:LEU:HG	2.34	0.57
1:B:156:ARG:NH1	1:B:171:ASP:OD1	2.37	0.57
1:C:161:ARG:NH1	1:C:161:ARG:HG3	2.11	0.57
1:F:84:CYS:HB2	2:F:209:HOH:O	2.04	0.57
1:C:178:GLU:HB3	1:D:35:SER:OG	2.04	0.57
1:E:10:LYS:HB2	1:E:16:TYR:CE1	2.39	0.57
1:F:81:ARG:NE	1:F:194:TRP:HE1	2.02	0.57
1:F:68:THR:O	1:F:70:GLY:N	2.37	0.57
1:C:152:PHE:HB2	1:D:135:ILE:HD12	1.85	0.57
1:F:98:LYS:HB3	1:F:102:ARG:HH22	1.68	0.57
1:C:19:THR:HG21	1:C:186:LEU:CD2	2.22	0.57
1:E:34:LEU:HB3	1:E:103:PHE:CD2	2.39	0.57
1:C:38:ARG:HB2	1:C:103:PHE:CE1	2.39	0.57

*Continued on next page...*

*Continued from previous page...*

Atom-1	Atom-2	Distance(Å)	Clash(Å)
1:D:172:SER:O	1:D:176:LYS:HG3	2.04	0.57
1:A:153:LEU:HD22	1:A:157:GLU:HG3	1.86	0.57
1:C:40:ASP:HB2	2:C:268:HOH:O	2.04	0.57
1:B:155:THR:HG22	1:B:196:ILE:HG13	1.86	0.57
1:F:181:GLY:HA3	2:F:302:HOH:O	2.03	0.57
1:E:110:THR:HG22	1:E:111:PHE:N	2.19	0.57
1:D:107:LYS:HE3	1:D:132:ARG:NH1	2.19	0.57
1:D:197:VAL:O	1:D:198:ASN:C	2.42	0.57
1:D:123:LEU:CD2	1:D:129:LEU:HD13	2.18	0.57
1:A:94:HIS:O	1:F:59:PHE:HE1	1.86	0.57
1:B:42:ILE:HG23	1:B:47:ARG:HE	1.67	0.57
1:D:147:THR:OG1	2:D:297:HOH:O	2.09	0.57
1:C:10:LYS:H	1:C:10:LYS:HZ3	1.50	0.57
1:A:177:TRP:CD1	1:A:185:GLN:NE2	2.72	0.57
1:D:75:SER:HA	1:D:87:LEU:O	2.04	0.57
1:D:53:VAL:HG11	1:D:123:LEU:HD11	1.86	0.57
1:E:81:ARG:HD3	2:E:209:HOH:O	2.05	0.57
1:D:178:GLU:CD	1:D:178:GLU:H	2.07	0.57
1:E:20:LYS:HE3	1:E:22:ILE:HG12	1.87	0.57
1:C:112:VAL:HG21	1:C:200:TRP:CD2	2.39	0.57
1:A:93:PHE:HB2	2:A:301:HOH:O	2.04	0.57
1:D:37:ILE:HD11	1:D:85:LEU:CD2	2.34	0.57
1:E:139:LYS:HE3	1:E:143:GLU:OE2	2.03	0.57
1:A:54:TYR:OH	1:A:77:LYS:HE2	2.04	0.57
1:D:8:LYS:O	1:D:9:PHE:CG	2.58	0.57
1:B:8:LYS:HE3	1:B:16:TYR:CD2	2.39	0.57
1:A:181:GLY:C	2:A:285:HOH:O	2.42	0.57
1:D:23:ASP:HA	1:D:88:ARG:HB2	1.85	0.57
1:C:51:PHE:HA	1:C:77:LYS:O	2.04	0.57
1:C:57:VAL:HG21	1:D:101:TYR:CB	2.33	0.57
1:D:153:LEU:HD13	1:D:157:GLU:O	2.04	0.57
1:E:50:ILE:HD13	1:E:197:VAL:HG22	1.86	0.57
1:A:153:LEU:HD22	1:A:157:GLU:CG	2.34	0.57
1:C:156:ARG:HG3	1:D:47:ARG:NH1	2.20	0.57
1:D:137:VAL:HG13	1:D:158:LEU:HD22	1.87	0.57
1:C:31:SER:HB3	1:C:99:ASP:OD2	2.04	0.57
1:D:153:LEU:HD22	1:D:157:GLU:HG2	1.86	0.57
1:A:38:ARG:HB2	1:A:103:PHE:HE1	1.69	0.57
1:A:156:ARG:HD2	1:B:47:ARG:CD	2.35	0.57
1:D:178:GLU:HG2	1:D:179:LYS:HG3	1.85	0.57
1:A:163:LEU:HD11	1:A:199:VAL:HG23	1.86	0.57
1:D:51:PHE:HA	1:D:77:LYS:O	2.03	0.57

*Continued on next page...*

*Continued from previous page...*

Atom-1	Atom-2	Distance(Å)	Clash(Å)
1:E:48:ALA:CB	1:E:200:TRP:CD1	2.87	0.57
1:A:203:LEU:O	1:A:206:GLU:HG2	2.05	0.57
1:C:79:SER:HB2	1:C:83:LEU:O	2.04	0.57
1:B:95:ASP:OD2	1:B:95:ASP:N	2.37	0.57
1:E:9:PHE:CE2	1:E:186:LEU:HG	2.39	0.57
1:A:198:ASN:O	1:A:202:GLN:HG2	2.04	0.57
1:A:104:PHE:O	1:A:131:ILE:HA	2.04	0.57
1:B:41:SER:OG	1:B:47:ARG:HA	2.05	0.57
1:B:177:TRP:CZ2	1:B:185:GLN:HG2	2.40	0.57
1:C:94:HIS:HB3	2:C:274:HOH:O	2.04	0.57
1:E:51:PHE:CD2	1:E:111:PHE:HB3	2.40	0.57
1:B:169:GLN:CB	2:B:272:HOH:O	2.52	0.57
1:B:120:LEU:CD2	1:B:131:ILE:HD12	2.34	0.57
1:D:24:VAL:HG11	1:D:97:LEU:HD21	1.85	0.57
1:B:116:ILE:HG13	1:B:136:ASN:ND2	2.18	0.57
1:B:36:LEU:O	1:B:40:ASP:HB2	2.04	0.57
1:D:25:GLY:C	1:D:27:SER:N	2.57	0.57
1:A:40:ASP:O	1:A:45:GLY:N	2.38	0.57
1:D:199:VAL:O	1:D:203:LEU:HG	2.04	0.57
1:E:95:ASP:OD2	1:E:98:LYS:HE3	2.04	0.57
1:B:50:ILE:HG12	1:B:197:VAL:HA	1.86	0.57
1:E:81:ARG:HB2	1:E:197:VAL:HG11	1.86	0.57
1:F:47:ARG:HG2	1:F:109:VAL:HG12	1.87	0.57
1:C:48:ALA:HA	1:C:110:THR:O	2.05	0.57
1:C:95:ASP:O	1:C:98:LYS:HB2	2.05	0.57
1:C:176:LYS:O	1:C:176:LYS:HG3	2.04	0.57
1:D:75:SER:HB2	1:D:87:LEU:O	2.04	0.57
2:A:317:HOH:O	1:B:102:ARG:HD3	2.03	0.57
1:E:81:ARG:NH2	1:E:198:ASN:OD1	2.37	0.57
1:D:106:SER:CB	2:D:241:HOH:O	2.52	0.57
1:A:54:TYR:HD1	1:A:75:SER:O	1.88	0.57
1:C:10:LYS:H	1:C:10:LYS:NZ	2.03	0.57
1:F:50:ILE:HG21	1:F:196:ILE:HB	1.85	0.57
1:D:77:LYS:HD2	1:D:84:CYS:SG	2.44	0.57
1:A:47:ARG:HD2	1:F:157:GLU:HB2	1.87	0.57
1:C:169:GLN:HE21	1:C:169:GLN:HA	1.69	0.57
1:B:19:THR:HG21	1:B:186:LEU:HD21	1.87	0.57
1:B:48:ALA:CB	1:B:110:THR:HB	2.35	0.57
1:E:145:ARG:HH11	1:E:202:GLN:HG3	1.69	0.57
1:C:115:GLN:HG3	1:D:133:ASN:OD1	2.03	0.57
1:D:51:PHE:CD2	1:D:111:PHE:HB3	2.40	0.57
1:D:193:GLY:O	1:D:197:VAL:HG23	2.05	0.57

*Continued on next page...*

*Continued from previous page...*

Atom-1	Atom-2	Distance(Å)	Clash(Å)
1:E:165:SER:O	1:E:167:LEU:HG	2.03	0.57
1:F:149:VAL:HG11	1:F:161:ARG:NH1	2.17	0.57
1:A:71:TRP:HB2	1:A:122:LEU:CD2	2.34	0.57
1:C:23:ASP:HA	1:C:88:ARG:HB2	1.87	0.57
1:C:81:ARG:CZ	1:C:201:ASP:OD2	2.52	0.57
1:F:181:GLY:HA3	2:F:307:HOH:O	2.04	0.57
1:D:49:VAL:C	1:D:50:ILE:HD12	2.25	0.57
1:C:142:ALA:CA	1:C:150:LEU:HB2	2.35	0.57
1:D:53:VAL:HB	1:D:73:LEU:HD11	1.86	0.57
1:F:52:ASP:OD2	2:F:218:HOH:O	2.17	0.57
1:C:42:ILE:HG12	1:C:47:ARG:CD	2.35	0.57
1:F:123:LEU:HD13	1:F:129:LEU:HD22	1.87	0.57
1:F:50:ILE:CG2	1:F:51:PHE:N	2.67	0.57
1:C:18:GLN:O	1:C:83:LEU:HA	2.05	0.57
1:C:19:THR:HG21	1:C:186:LEU:HD11	1.85	0.57
1:C:124:ARG:HG3	1:C:124:ARG:NH1	2.16	0.57
1:B:151:GLU:O	1:B:151:GLU:HG2	2.04	0.57
1:E:116:ILE:HG12	1:E:136:ASN:HA	1.85	0.57
1:B:176:LYS:CB	1:B:179:LYS:HE2	2.33	0.57
1:D:147:THR:O	1:D:150:LEU:HG	2.04	0.57
1:F:54:TYR:CD1	1:F:54:TYR:N	2.72	0.57
1:F:38:ARG:HH21	1:F:42:ILE:HD12	1.70	0.57
1:A:182:PRO:HD3	2:A:247:HOH:O	2.04	0.57
1:B:49:VAL:HG22	1:B:80:THR:HG22	1.87	0.57
1:A:116:ILE:HA	1:A:119:ASP:OD2	2.05	0.57
1:C:96:ASN:N	1:C:96:ASN:HD22	2.02	0.57
1:A:47:ARG:NH1	1:F:156:ARG:HG3	2.20	0.56
1:C:199:VAL:O	1:C:203:LEU:HG	2.05	0.56
1:A:161:ARG:NH2	1:B:205:ASP:OD1	2.37	0.56
1:B:99:ASP:OD1	1:B:102:ARG:NH1	2.30	0.56
1:C:116:ILE:O	1:C:120:LEU:HG	2.04	0.56
1:E:135:ILE:HG23	1:E:135:ILE:O	2.04	0.56
1:E:116:ILE:O	1:E:120:LEU:HG	2.05	0.56
1:F:30:ILE:HG12	2:F:230:HOH:O	2.04	0.56
1:D:34:LEU:HD22	1:D:103:PHE:CD2	2.39	0.56
1:E:147:THR:HB	1:E:150:LEU:HG	1.86	0.56
1:A:47:ARG:NH2	1:F:156:ARG:HB3	2.19	0.56
1:C:111:PHE:HB2	1:C:134:ALA:HA	1.87	0.56
1:C:111:PHE:HB2	1:C:133:ASN:O	2.06	0.56
1:D:110:THR:HG21	1:D:200:TRP:CH2	2.39	0.56
1:C:47:ARG:NH2	1:C:108:PHE:HB3	2.19	0.56
1:C:147:THR:HB	1:C:150:LEU:HG	1.87	0.56

*Continued on next page...*

*Continued from previous page...*

Atom-1	Atom-2	Distance(Å)	Clash(Å)
1:F:10:LYS:HB2	1:F:16:TYR:CE2	2.40	0.56
1:B:150:LEU:HD23	1:B:150:LEU:N	2.20	0.56
1:D:12:THR:HG21	2:D:222:HOH:O	2.05	0.56
1:B:56:ASP:O	1:B:71:TRP:HA	2.05	0.56
1:B:86:PHE:HE1	1:B:88:ARG:HG2	1.70	0.56
1:F:45:GLY:HA2	1:F:81:ARG:HB2	1.87	0.56
1:F:157:GLU:OE2	2:F:272:HOH:O	2.17	0.56
1:E:111:PHE:O	1:E:135:ILE:HG22	2.05	0.56
1:B:147:THR:CG2	1:B:149:VAL:HG12	2.35	0.56
1:E:124:ARG:O	1:E:128:GLY:HA2	2.06	0.56
1:A:135:ILE:HD12	1:A:135:ILE:C	2.25	0.56
1:E:90:PRO:HG2	1:E:92:PRO:O	2.05	0.56
1:D:192:GLU:O	1:D:196:ILE:HG12	2.05	0.56
1:E:178:GLU:OE2	1:F:38:ARG:NH2	2.38	0.56
1:F:12:THR:CG2	1:F:166:ASP:OD1	2.48	0.56
1:B:46:ASN:O	1:B:47:ARG:HB2	2.05	0.56
1:A:125:GLU:O	1:F:67:LYS:HG3	2.05	0.56
1:A:131:ILE:CG2	1:A:134:ALA:HB2	2.35	0.56
1:F:196:ILE:HA	1:F:199:VAL:CG2	2.35	0.56
1:B:110:THR:O	1:B:112:VAL:HG23	2.05	0.56
1:D:66:THR:HB	1:D:69:SER:CB	2.21	0.56
1:B:67:LYS:HB2	2:B:312:HOH:O	2.05	0.56
1:F:149:VAL:HG23	1:F:152:PHE:HD2	1.70	0.56
1:F:170:LEU:HD13	1:F:188:ALA:CA	2.35	0.56
1:D:204:SER:O	1:D:206:GLU:O	2.23	0.56
1:B:67:LYS:HG2	1:C:125:GLU:O	2.05	0.56
1:D:145:ARG:HD2	1:D:162:VAL:HG22	1.87	0.56
1:D:153:LEU:HD22	1:D:157:GLU:HB3	1.87	0.56
1:E:66:THR:C	1:E:69:SER:HG	2.05	0.56
1:F:53:VAL:HG21	1:F:119:ASP:HB3	1.87	0.56
1:E:118:GLU:O	1:E:122:LEU:HG	2.06	0.56
1:F:18:GLN:HE21	1:F:18:GLN:HA	1.70	0.56
1:A:59:PHE:C	2:A:296:HOH:O	2.44	0.56
1:A:112:VAL:HA	1:A:135:ILE:HG23	1.87	0.56
1:D:129:LEU:HD23	1:D:129:LEU:C	2.25	0.56
1:A:94:HIS:O	1:A:96:ASN:OD1	2.23	0.56
1:F:141:ALA:HB3	1:F:158:LEU:HD11	1.87	0.56
1:E:78:LEU:HD13	1:E:103:PHE:CE1	2.39	0.56
1:B:52:ASP:O	1:B:76:VAL:HA	2.05	0.56
1:A:67:LYS:HB3	1:B:128:GLY:CA	2.36	0.56
1:D:147:THR:CG2	1:D:150:LEU:HG	2.35	0.56
1:B:39:GLU:O	1:B:40:ASP:C	2.43	0.56

*Continued on next page...*

*Continued from previous page...*

Atom-1	Atom-2	Distance(Å)	Clash(Å)
1:C:145:ARG:HG2	1:C:145:ARG:HH11	1.70	0.56
1:D:151:GLU:HG2	1:D:152:PHE:CE1	2.41	0.56
1:E:47:ARG:NE	2:E:212:HOH:O	2.24	0.56
1:F:50:ILE:HG22	1:F:51:PHE:N	2.20	0.56
1:F:108:PHE:O	1:F:109:VAL:HG12	2.06	0.56
1:C:4:PHE:CZ	1:C:85:LEU:HD13	2.40	0.56
1:A:157:GLU:OE1	1:B:47:ARG:HG3	2.06	0.56
2:B:227:HOH:O	1:C:108:PHE:HA	2.05	0.56
1:E:54:TYR:O	1:E:74:SER:N	2.39	0.56
1:A:47:ARG:NE	1:F:156:ARG:HD2	2.20	0.56
1:B:67:LYS:N	2:B:312:HOH:O	2.38	0.56
1:F:18:GLN:N	1:F:82:ASN:O	2.34	0.56
1:D:124:ARG:HG3	1:D:124:ARG:NH1	2.20	0.56
1:C:202:GLN:O	1:C:206:GLU:HB2	2.06	0.56
1:E:175:ALA:HA	1:F:38:ARG:HH22	1.71	0.56
1:C:169:GLN:HE21	1:C:169:GLN:HA	1.69	0.56
1:C:183:GLU:OE1	1:C:184:GLU:HG3	2.06	0.56
1:E:9:PHE:CE2	1:E:186:LEU:HG	2.40	0.56
1:E:118:GLU:HG3	1:F:130:VAL:HG13	1.88	0.56
1:E:174:GLU:OE1	1:F:47:ARG:NH1	2.36	0.56
1:B:154:GLY:HA3	1:C:107:LYS:O	2.06	0.56
1:B:30:ILE:O	1:B:34:LEU:HG	2.06	0.56
1:F:156:ARG:HG2	1:F:170:LEU:HD23	1.86	0.56
1:E:57:VAL:HG11	1:F:101:TYR:HB2	1.86	0.56
1:F:50:ILE:HD13	1:F:197:VAL:HA	1.88	0.56
1:C:8:LYS:HG2	1:C:18:GLN:HA	1.86	0.56
1:C:105:ALA:CB	1:C:132:ARG:HG3	2.35	0.56
1:C:149:VAL:HG11	1:D:204:SER:HA	1.88	0.56
1:C:145:ARG:NH1	1:C:145:ARG:HG2	2.20	0.56
1:A:166:ASP:O	2:A:235:HOH:O	2.18	0.56
1:C:145:ARG:NH1	1:C:145:ARG:HG3	2.21	0.56
1:F:38:ARG:NE	2:F:234:HOH:O	2.22	0.56
1:A:94:HIS:O	1:F:59:PHE:CE1	2.59	0.56
1:D:31:SER:N	1:D:32:PRO:HD3	2.21	0.56
1:C:106:SER:HA	2:C:274:HOH:O	2.05	0.56
1:A:78:LEU:HD21	1:A:104:PHE:CZ	2.41	0.56
1:D:40:ASP:OD1	1:D:82:ASN:HB2	2.06	0.56
1:D:33:TYR:O	1:D:37:ILE:HG12	2.05	0.56
1:D:81:ARG:HH22	1:D:198:ASN:HD22	1.44	0.56
1:D:11:MSE:HG3	1:D:194:TRP:CD2	2.40	0.56
1:D:116:ILE:HG12	1:D:136:ASN:HA	1.86	0.56
1:B:148:LEU:HD11	1:C:143:GLU:HB3	1.86	0.56

*Continued on next page...*

*Continued from previous page...*

Atom-1	Atom-2	Distance(Å)	Clash(Å)
1:C:11:MSE:HB3	1:C:194:TRP:CZ3	2.41	0.56
1:B:55:TRP:CD1	1:C:132:ARG:NH2	2.73	0.56
1:A:156:ARG:HD2	1:B:47:ARG:CD	2.36	0.56
1:B:81:ARG:HG3	1:B:82:ASN:HD21	1.68	0.56
1:C:54:TYR:HB2	1:C:75:SER:CB	2.36	0.56
1:B:96:ASN:H	1:B:96:ASN:ND2	2.04	0.56
1:A:82:ASN:O	1:A:83:LEU:HD23	2.05	0.56
1:C:105:ALA:HB1	1:C:132:ARG:CG	2.34	0.56
1:D:59:PHE:CG	1:E:98:LYS:HE3	2.41	0.56
1:A:120:LEU:CD2	1:A:131:ILE:HD12	2.36	0.56
1:B:77:LYS:HD2	1:B:84:CYS:SG	2.45	0.56
1:C:170:LEU:HD21	1:C:192:GLU:HG3	1.88	0.56
1:E:47:ARG:HB3	1:E:109:VAL:HA	1.88	0.56
1:C:10:LYS:H	1:C:10:LYS:HZ3	1.54	0.56
1:B:163:LEU:HD21	1:B:199:VAL:HA	1.86	0.56
1:A:2:ALA:HA	1:A:33:TYR:OH	2.05	0.56
1:C:50:ILE:HD13	1:C:197:VAL:HG22	1.88	0.56
1:C:174:GLU:HA	1:C:177:TRP:HE3	1.70	0.56
1:B:58:GLY:HA3	1:B:70:GLY:C	2.25	0.56
1:C:108:PHE:CD2	2:C:228:HOH:O	2.53	0.56
1:D:118:GLU:HA	1:D:118:GLU:OE2	2.06	0.56
2:A:287:HOH:O	1:F:118:GLU:HG2	2.06	0.56
1:F:151:GLU:HG2	1:F:151:GLU:O	2.06	0.56
1:B:156:ARG:CG	1:C:47:ARG:CZ	2.80	0.56
1:F:102:ARG:O	1:F:105:ALA:HB3	2.05	0.56
1:B:163:LEU:HD21	1:B:202:GLN:HG2	1.88	0.56
1:F:5:ASP:OD2	1:F:6:GLY:N	2.39	0.56
1:C:37:ILE:HG13	1:C:85:LEU:HD23	1.88	0.56
1:C:54:TYR:HB2	1:C:75:SER:HB2	1.88	0.56
1:C:96:ASN:HD22	1:C:96:ASN:N	2.04	0.56
1:E:71:TRP:CH2	1:F:105:ALA:HB2	2.41	0.56
1:F:31:SER:HB3	1:F:32:PRO:HD3	1.88	0.56
1:F:19:THR:HG23	1:F:84:CYS:CB	2.29	0.56
1:E:135:ILE:HD11	1:E:140:LEU:CB	2.33	0.56
1:A:9:PHE:HE1	2:A:263:HOH:O	1.87	0.56
1:B:194:TRP:O	1:B:197:VAL:HB	2.06	0.56
1:D:24:VAL:HG11	1:D:97:LEU:HD21	1.88	0.56
1:F:131:ILE:HG22	1:F:134:ALA:HB2	1.88	0.56
1:E:175:ALA:HB2	1:F:43:LEU:HG	1.85	0.56
1:C:191:ILE:O	1:C:195:LEU:HG	2.06	0.56
1:F:88:ARG:C	1:F:89:LEU:HD23	2.26	0.56
1:F:121:ASP:OD1	2:F:264:HOH:O	2.18	0.56

*Continued on next page...*



*Continued from previous page...*

Atom-1	Atom-2	Distance(Å)	Clash(Å)
1:F:162:VAL:HG11	1:F:199:VAL:HG13	1.88	0.56
1:B:55:TRP:HD1	1:C:132:ARG:NH2	2.03	0.56
1:D:110:THR:HG22	1:D:111:PHE:N	2.20	0.56
1:C:149:VAL:HG21	1:D:204:SER:OG	2.06	0.56
1:F:149:VAL:O	1:F:152:PHE:N	2.39	0.56
1:A:37:ILE:HD11	1:A:85:LEU:HD22	1.88	0.55
1:E:152:PHE:CE1	1:F:135:ILE:HD13	2.41	0.55
1:E:54:TYR:OH	1:E:77:LYS:HD3	2.06	0.55
1:D:30:ILE:CD1	1:D:100:LEU:HD13	2.36	0.55
1:A:22:ILE:CG2	1:A:23:ASP:N	2.69	0.55
1:D:150:LEU:HA	1:D:153:LEU:HD12	1.86	0.55
1:F:156:ARG:HG2	1:F:167:LEU:HD13	1.89	0.55
1:C:124:ARG:HE	1:C:125:GLU:HG2	1.71	0.55
1:C:34:LEU:HD21	1:C:100:LEU:CD1	2.36	0.55
1:D:115:GLN:OE1	1:D:115:GLN:HA	2.06	0.55
1:D:123:LEU:HD22	1:D:129:LEU:HD13	1.89	0.55
1:E:187:GLU:OE1	2:E:308:HOH:O	2.18	0.55
1:C:11:MSE:HB3	1:C:194:TRP:CH2	2.41	0.55
1:E:131:ILE:HG22	1:E:131:ILE:O	2.05	0.55
1:E:4:PHE:CE2	1:E:33:TYR:HD1	2.24	0.55
1:E:50:ILE:HB	1:E:79:SER:HB2	1.88	0.55
1:C:141:ALA:HB1	1:C:150:LEU:HD13	1.88	0.55
1:A:128:GLY:HA3	1:F:67:LYS:HB2	1.87	0.55
1:A:191:ILE:HD11	2:A:320:HOH:O	2.05	0.55
1:E:9:PHE:HE2	1:E:19:THR:HG21	1.72	0.55
1:E:160:HIS:HB2	1:E:167:LEU:CD1	2.36	0.55
1:D:135:ILE:HD11	1:D:140:LEU:HB2	1.88	0.55
1:E:150:LEU:HD22	1:E:153:LEU:CD1	2.36	0.55
1:B:51:PHE:CE2	1:B:111:PHE:HB3	2.40	0.55
1:D:54:TYR:N	1:D:54:TYR:CD1	2.73	0.55
1:C:139:LYS:HE2	1:C:143:GLU:HB2	1.87	0.55
1:A:72:SER:O	1:A:73:LEU:C	2.43	0.55
1:E:96:ASN:N	1:E:96:ASN:HD22	2.03	0.55
1:E:71:TRP:HH2	1:F:105:ALA:HB2	1.71	0.55
1:E:120:LEU:O	1:E:124:ARG:N	2.26	0.55
1:F:137:VAL:CG1	1:F:138:GLY:H	2.19	0.55
1:C:6:GLY:HA3	1:C:19:THR:HG22	1.88	0.55
1:D:67:LYS:O	1:E:128:GLY:HA3	2.07	0.55
1:E:48:ALA:HB3	2:E:279:HOH:O	2.06	0.55
1:B:138:GLY:O	1:B:151:GLU:HA	2.07	0.55
2:A:325:HOH:O	1:B:46:ASN:HA	2.06	0.55
1:F:138:GLY:HA3	1:F:151:GLU:HA	1.86	0.55

*Continued on next page...*



*Continued from previous page...*

Atom-1	Atom-2	Distance(Å)	Clash(Å)
1:D:106:SER:HB2	2:D:241:HOH:O	2.04	0.55
1:A:187:GLU:O	1:A:191:ILE:HG13	2.06	0.55
1:D:145:ARG:NH1	1:D:206:GLU:OE2	2.40	0.55
1:A:47:ARG:NH2	1:F:174:GLU:OE2	2.31	0.55
1:D:153:LEU:HD11	1:D:161:ARG:HG3	1.88	0.55
1:A:85:LEU:HG	1:A:87:LEU:HG	1.89	0.55
1:F:47:ARG:O	1:F:109:VAL:HA	2.07	0.55
1:D:88:ARG:NH2	1:D:88:ARG:HG3	2.21	0.55
1:A:107:LYS:HE3	1:A:132:ARG:CZ	2.37	0.55
1:D:99:ASP:O	1:D:103:PHE:HB2	2.06	0.55
1:D:11:MSE:HG3	1:D:194:TRP:CE2	2.42	0.55
1:A:131:ILE:CG2	1:A:134:ALA:HB2	2.36	0.55
1:C:80:THR:O	1:C:81:ARG:C	2.45	0.55
1:E:104:PHE:HB3	1:E:131:ILE:HG12	1.89	0.55
1:B:99:ASP:CG	1:B:102:ARG:HH11	2.09	0.55
1:A:49:VAL:O	1:A:111:PHE:HA	2.07	0.55
1:B:31:SER:HB3	1:B:32:PRO:CD	2.37	0.55
1:C:147:THR:HA	2:C:285:HOH:O	2.06	0.55
1:B:86:PHE:O	1:B:87:LEU:HD23	2.06	0.55
1:E:34:LEU:HB3	1:E:103:PHE:CE2	2.41	0.55
1:F:109:VAL:HG23	1:F:110:THR:N	2.20	0.55
1:C:22:ILE:HD11	1:C:24:VAL:HA	1.89	0.55
1:F:53:VAL:HA	1:F:75:SER:O	2.06	0.55
1:A:94:HIS:O	1:A:96:ASN:OD1	2.25	0.55
2:A:276:HOH:O	1:F:153:LEU:HD22	2.07	0.55
1:F:20:LYS:CG	1:F:21:THR:H	2.18	0.55
1:C:84:CYS:SG	1:C:190:ALA:HA	2.46	0.55
1:C:194:TRP:CE2	1:C:198:ASN:ND2	2.75	0.55
1:C:45:GLY:HA2	1:C:81:ARG:HB2	1.87	0.55
1:B:160:HIS:HB2	1:B:167:LEU:CD1	2.36	0.55
1:C:72:SER:O	1:C:74:SER:N	2.38	0.55
1:C:177:TRP:HB3	1:D:38:ARG:NH2	2.21	0.55
1:E:152:PHE:CE1	1:F:135:ILE:HD13	2.42	0.55
2:B:226:HOH:O	1:C:108:PHE:HA	2.05	0.55
1:F:4:PHE:CZ	1:F:85:LEU:HD22	2.41	0.55
1:F:119:ASP:O	1:F:122:LEU:HB2	2.07	0.55
1:A:81:ARG:HB2	1:A:197:VAL:HG11	1.89	0.55
1:E:66:THR:O	1:E:69:SER:OG	2.23	0.55
1:D:85:LEU:HD12	1:D:86:PHE:H	1.72	0.55
1:C:57:VAL:O	1:D:98:LYS:HE2	2.07	0.55
1:C:57:VAL:HG21	1:D:101:TYR:HB3	1.88	0.55
1:E:177:TRP:NE1	2:E:267:HOH:O	2.19	0.55

*Continued on next page...*

*Continued from previous page...*

Atom-1	Atom-2	Distance(Å)	Clash(Å)
1:C:22:ILE:HD11	1:C:28:THR:HG21	1.89	0.55
1:F:22:ILE:HD11	1:F:33:TYR:CD2	2.42	0.55
1:C:149:VAL:HG23	1:D:140:LEU:HD11	1.89	0.55
1:B:170:LEU:HD13	1:B:191:ILE:CG2	2.37	0.55
1:F:50:ILE:CG1	1:F:196:ILE:HG22	2.37	0.55
1:F:120:LEU:HD23	1:F:123:LEU:HD12	1.87	0.55
1:D:10:LYS:NZ	1:D:14:GLY:HA2	2.22	0.55
1:D:17:VAL:HG13	1:D:83:LEU:CA	2.36	0.55
1:C:26:SER:HB3	1:C:94:HIS:CD2	2.41	0.55
1:B:31:SER:HB2	2:B:266:HOH:O	2.06	0.55
1:A:66:THR:O	1:A:69:SER:HB3	2.07	0.55
1:D:67:LYS:O	1:E:128:GLY:HA3	2.06	0.55
1:B:77:LYS:HD3	1:B:189:ALA:HB1	1.89	0.55
1:C:68:THR:HG21	1:D:124:ARG:HH11	1.72	0.55
1:C:107:LYS:HE2	1:C:132:ARG:CZ	2.36	0.55
1:C:135:ILE:HD12	2:C:221:HOH:O	2.07	0.55
1:A:183:GLU:O	1:A:186:LEU:HB3	2.06	0.55
1:D:192:GLU:CD	2:D:256:HOH:O	2.44	0.55
1:D:36:LEU:HD23	1:D:39:GLU:OE2	2.07	0.55
1:A:20:LYS:HE2	1:A:33:TYR:OH	2.06	0.55
1:A:105:ALA:HB2	1:A:130:VAL:O	2.07	0.55
1:A:141:ALA:O	1:A:145:ARG:HB2	2.07	0.55
1:B:177:TRP:CH2	1:B:185:GLN:HB3	2.42	0.55
1:A:9:PHE:CD1	1:A:187:GLU:HG3	2.42	0.55
1:F:173:ILE:HD13	1:F:184:GLU:O	2.07	0.55
1:B:24:VAL:O	1:B:90:PRO:HD3	2.06	0.55
1:E:50:ILE:HG12	1:E:196:ILE:C	2.26	0.55
1:C:149:VAL:HB	1:D:140:LEU:HD11	1.88	0.55
1:A:135:ILE:HD13	1:F:152:PHE:CG	2.41	0.55
1:B:96:ASN:N	1:B:96:ASN:HD22	2.03	0.55
1:E:138:GLY:HA3	2:E:230:HOH:O	2.07	0.55
1:B:116:ILE:H	1:B:136:ASN:ND2	2.05	0.55
1:F:49:VAL:HA	1:F:79:SER:O	2.07	0.55
1:A:23:ASP:O	1:A:24:VAL:C	2.46	0.55
2:C:259:HOH:O	1:D:98:LYS:HD3	2.07	0.55
1:F:51:PHE:CD2	1:F:111:PHE:HB3	2.42	0.55
1:F:76:VAL:HG21	1:F:100:LEU:HD21	1.89	0.55
1:A:7:PRO:O	1:A:19:THR:HG23	2.07	0.55
1:C:117:GLU:HG3	2:C:240:HOH:O	2.05	0.55
1:A:73:LEU:HG	1:A:89:LEU:HD12	1.88	0.55
1:D:42:ILE:HA	1:D:47:ARG:HG3	1.89	0.55
1:E:112:VAL:HG13	1:E:137:VAL:HB	1.89	0.55

*Continued on next page...*

*Continued from previous page...*

Atom-1	Atom-2	Distance(Å)	Clash(Å)
1:E:169:GLN:HA	1:E:169:GLN:HE21	1.70	0.55
1:A:92:PRO:O	1:A:93:PHE:C	2.44	0.55
1:D:156:ARG:HG3	1:E:47:ARG:CZ	2.37	0.55
1:E:157:GLU:O	1:E:157:GLU:HG3	2.07	0.55
1:F:149:VAL:O	1:F:149:VAL:CG2	2.54	0.55
1:D:67:LYS:HD3	2:D:282:HOH:O	2.05	0.55
1:C:133:ASN:ND2	2:C:231:HOH:O	2.38	0.55
1:A:8:LYS:HD3	1:A:16:TYR:CD2	2.42	0.55
1:E:50:ILE:HD13	1:E:197:VAL:HG22	1.89	0.55
1:B:71:TRP:O	1:B:126:ASN:ND2	2.38	0.55
1:F:80:THR:HA	2:F:291:HOH:O	2.07	0.55
1:C:38:ARG:NH2	2:C:309:HOH:O	2.40	0.55
1:A:172:SER:O	1:A:176:LYS:HG2	2.06	0.55
1:A:119:ASP:N	2:A:209:HOH:O	2.29	0.55
1:C:19:THR:CG2	1:C:20:LYS:N	2.70	0.55
1:B:160:HIS:HB2	1:B:167:LEU:HD12	1.89	0.55
1:D:94:HIS:HB2	2:D:241:HOH:O	2.06	0.55
1:A:50:ILE:HD13	1:A:197:VAL:HG22	1.89	0.55
1:C:10:LYS:H	1:C:10:LYS:HD2	1.71	0.55
1:C:10:LYS:O	1:C:10:LYS:HD2	2.07	0.55
1:A:186:LEU:C	1:A:186:LEU:HD23	2.27	0.55
1:B:30:ILE:HD11	1:B:97:LEU:HD23	1.89	0.55
1:A:116:ILE:O	1:A:120:LEU:HG	2.07	0.55
1:C:21:THR:HA	1:C:86:PHE:O	2.07	0.55
1:D:122:LEU:O	1:D:126:ASN:HB2	2.07	0.55
1:A:71:TRP:CB	1:A:122:LEU:HD22	2.36	0.55
1:C:161:ARG:HH12	1:D:204:SER:HB2	1.72	0.55
1:C:5:ASP:O	1:C:6:GLY:O	2.25	0.55
1:E:187:GLU:O	1:E:191:ILE:HG13	2.07	0.55
1:E:81:ARG:NH2	2:E:209:HOH:O	2.40	0.55
1:E:76:VAL:HG12	1:E:77:LYS:N	2.22	0.55
1:B:145:ARG:CG	1:B:145:ARG:NH1	2.66	0.54
1:C:19:THR:CG2	1:C:20:LYS:N	2.69	0.54
1:E:1:SER:O	2:E:299:HOH:O	2.18	0.54
1:E:177:TRP:CB	1:F:38:ARG:HE	2.18	0.54
1:F:170:LEU:HD13	1:F:191:ILE:CG2	2.37	0.54
1:A:94:HIS:O	1:A:96:ASN:N	2.39	0.54
1:E:67:LYS:N	1:E:67:LYS:HD2	2.22	0.54
1:B:75:SER:CA	1:B:87:LEU:O	2.55	0.54
1:B:8:LYS:NZ	2:B:295:HOH:O	2.39	0.54
1:A:196:ILE:O	1:A:199:VAL:HB	2.07	0.54
1:C:155:THR:CB	1:C:192:GLU:OE1	2.54	0.54

*Continued on next page...*

*Continued from previous page...*

Atom-1	Atom-2	Distance(Å)	Clash(Å)
1:E:21:THR:HA	1:E:86:PHE:O	2.07	0.54
1:B:176:LYS:CB	1:B:179:LYS:HE2	2.35	0.54
1:D:54:TYR:O	1:D:74:SER:HB3	2.07	0.54
1:B:20:LYS:O	1:B:85:LEU:HD12	2.07	0.54
1:F:47:ARG:O	1:F:109:VAL:HA	2.07	0.54
1:E:150:LEU:HD21	1:E:161:ARG:HB2	1.88	0.54
1:A:17:VAL:HG11	1:A:190:ALA:HB1	1.89	0.54
1:F:32:PRO:O	1:F:35:SER:HB2	2.06	0.54
1:A:170:LEU:HD21	1:A:192:GLU:CG	2.37	0.54
1:C:9:PHE:CD1	1:C:187:GLU:HG3	2.42	0.54
1:E:4:PHE:CD2	1:E:83:LEU:HD22	2.41	0.54
1:F:153:LEU:HD13	1:F:157:GLU:HG3	1.90	0.54
1:D:34:LEU:HD13	1:D:103:PHE:HB2	1.89	0.54
1:E:173:ILE:O	1:E:176:LYS:N	2.31	0.54
1:D:112:VAL:HA	1:D:135:ILE:HG23	1.87	0.54
1:B:170:LEU:HD13	1:B:191:ILE:CG2	2.38	0.54
1:F:137:VAL:HG13	1:F:138:GLY:H	1.69	0.54
1:B:155:THR:HB	2:B:219:HOH:O	2.07	0.54
1:C:46:ASN:N	1:C:46:ASN:HD22	2.05	0.54
1:B:142:ALA:CA	1:B:150:LEU:HD12	2.35	0.54
1:F:169:GLN:HE21	1:F:173:ILE:HD11	1.72	0.54
1:C:162:VAL:O	1:C:162:VAL:HG12	2.08	0.54
1:C:162:VAL:C	1:C:163:LEU:HG	2.28	0.54
1:D:57:VAL:O	1:E:98:LYS:CE	2.55	0.54
1:B:107:LYS:HE3	1:B:132:ARG:CZ	2.37	0.54
1:B:4:PHE:HE2	1:B:85:LEU:HB2	1.72	0.54
1:F:54:TYR:HB2	1:F:75:SER:HB2	1.89	0.54
1:B:59:PHE:CE1	1:C:95:ASP:HA	2.42	0.54
1:A:54:TYR:N	1:A:54:TYR:CD1	2.73	0.54
1:A:131:ILE:O	1:F:118:GLU:HG3	2.07	0.54
1:E:136:ASN:O	1:E:137:VAL:C	2.45	0.54
1:E:123:LEU:HD22	1:E:129:LEU:HD13	1.90	0.54
1:C:180:ALA:HB1	1:C:184:GLU:HB3	1.90	0.54
1:B:52:ASP:O	1:B:76:VAL:HG13	2.08	0.54
1:F:12:THR:C	1:F:14:GLY:H	2.10	0.54
1:C:20:LYS:HE2	1:C:33:TYR:CZ	2.41	0.54
1:C:22:ILE:HD12	1:C:23:ASP:N	2.21	0.54
1:D:161:ARG:CG	1:D:161:ARG:NH1	2.63	0.54
1:D:94:HIS:HB2	1:D:96:ASN:OD1	2.07	0.54
1:B:54:TYR:O	1:B:73:LEU:HD12	2.06	0.54
1:E:48:ALA:HB2	1:E:200:TRP:CD1	2.43	0.54
1:D:157:GLU:OE2	2:D:254:HOH:O	2.18	0.54

*Continued on next page...*

*Continued from previous page...*

Atom-1	Atom-2	Distance(Å)	Clash(Å)
1:F:12:THR:HG23	2:F:262:HOH:O	2.08	0.54
1:C:19:THR:HG21	1:C:186:LEU:HD11	1.89	0.54
1:A:51:PHE:CD2	1:A:112:VAL:O	2.61	0.54
1:C:158:LEU:HD21	1:C:199:VAL:HG11	1.90	0.54
1:C:96:ASN:N	1:C:96:ASN:ND2	2.53	0.54
1:D:140:LEU:HD12	1:D:140:LEU:O	2.07	0.54
1:A:183:GLU:HB2	2:A:295:HOH:O	2.07	0.54
1:B:12:THR:HB	2:B:232:HOH:O	2.06	0.54
1:A:67:LYS:HB3	2:A:296:HOH:O	2.08	0.54
1:E:196:ILE:HA	1:E:199:VAL:HG23	1.89	0.54
1:C:110:THR:O	1:C:112:VAL:HG23	2.08	0.54
1:E:163:LEU:CD2	1:E:202:GLN:NE2	2.71	0.54
1:D:163:LEU:HD21	1:D:199:VAL:HA	1.90	0.54
1:B:58:GLY:HA2	1:C:98:LYS:HZ1	1.73	0.54
1:B:124:ARG:HB2	1:B:124:ARG:NH1	2.23	0.54
1:D:22:ILE:HD13	1:D:28:THR:HG21	1.88	0.54
1:F:176:LYS:O	1:F:176:LYS:HD3	2.06	0.54
1:E:12:THR:HG21	1:E:166:ASP:O	2.06	0.54
1:C:154:GLY:CA	1:D:107:LYS:O	2.53	0.54
1:D:12:THR:HG21	1:D:166:ASP:O	2.07	0.54
1:C:191:ILE:O	1:C:195:LEU:HG	2.08	0.54
1:E:153:LEU:HD22	1:E:157:GLU:CG	2.36	0.54
1:F:4:PHE:O	1:F:18:GLN:HG2	2.07	0.54
1:E:150:LEU:HD23	1:E:153:LEU:HD11	1.90	0.54
1:F:45:GLY:O	1:F:46:ASN:CB	2.52	0.54
1:E:13:ASP:O	1:E:15:SER:N	2.41	0.54
1:D:78:LEU:HD12	1:D:85:LEU:HD23	1.88	0.54
1:E:116:ILE:HD12	1:E:120:LEU:HD21	1.89	0.54
1:F:98:LYS:HB3	1:F:102:ARG:CZ	2.36	0.54
1:C:8:LYS:HE2	1:C:18:GLN:HG2	1.88	0.54
1:B:58:GLY:HA3	1:B:70:GLY:CA	2.35	0.54
1:A:57:VAL:HG12	1:A:58:GLY:O	2.08	0.54
1:F:84:CYS:SG	1:F:190:ALA:HA	2.47	0.54
1:A:147:THR:HG22	1:A:149:VAL:HG12	1.89	0.54
1:B:54:TYR:HE1	1:B:86:PHE:CE2	2.24	0.54
1:D:56:ASP:HB3	1:D:72:SER:HB2	1.89	0.54
1:B:4:PHE:CG	1:B:83:LEU:HD22	2.43	0.54
1:B:34:LEU:HD22	1:B:103:PHE:CD2	2.43	0.54
1:A:12:THR:HG23	2:A:215:HOH:O	2.07	0.54
1:A:149:VAL:CG2	1:A:153:LEU:HD21	2.37	0.54
1:E:50:ILE:CG2	1:E:196:ILE:HB	2.36	0.54
1:E:119:ASP:CG	1:F:132:ARG:HH21	2.11	0.54

*Continued on next page...*

*Continued from previous page...*

Atom-1	Atom-2	Distance(Å)	Clash(Å)
1:D:202:GLN:O	1:D:206:GLU:HG3	2.08	0.54
1:F:22:ILE:HD12	1:F:85:LEU:HD11	1.90	0.54
1:C:174:GLU:HB3	1:D:108:PHE:CE2	2.43	0.54
1:B:81:ARG:HB2	1:B:81:ARG:CZ	2.38	0.54
1:F:11:MSE:SE	2:F:262:HOH:O	2.75	0.54
1:C:121:ASP:HB2	1:D:124:ARG:HH22	1.73	0.54
1:D:113:GLY:O	1:D:137:VAL:N	2.40	0.54
1:A:151:GLU:OE2	1:A:152:PHE:CZ	2.60	0.54
1:B:34:LEU:HD22	1:B:103:PHE:CD1	2.42	0.54
1:E:191:ILE:HD11	2:E:308:HOH:O	2.07	0.54
1:E:147:THR:HB	1:E:150:LEU:HG	1.89	0.54
1:E:30:ILE:HG12	2:E:235:HOH:O	2.07	0.54
1:E:135:ILE:HD12	1:E:200:TRP:HZ3	1.73	0.54
1:A:175:ALA:HA	1:B:42:ILE:HD13	1.90	0.54
1:D:46:ASN:ND2	2:D:265:HOH:O	2.28	0.54
1:B:150:LEU:HA	1:B:153:LEU:HG	1.88	0.54
1:F:19:THR:HG21	1:F:186:LEU:HD11	1.89	0.54
1:E:110:THR:OG1	2:E:211:HOH:O	2.19	0.54
1:B:30:ILE:HG12	2:B:238:HOH:O	2.07	0.54
1:C:113:GLY:O	1:C:137:VAL:HG23	2.07	0.54
1:C:157:GLU:O	1:C:158:LEU:C	2.44	0.54
1:C:54:TYR:HB2	1:C:75:SER:HB2	1.90	0.54
1:A:156:ARG:HG3	1:B:47:ARG:NH1	2.23	0.54
1:F:82:ASN:O	1:F:83:LEU:HD23	2.08	0.54
1:C:50:ILE:O	1:C:78:LEU:HA	2.07	0.54
1:C:96:ASN:ND2	1:C:96:ASN:H	2.05	0.54
1:D:148:LEU:HB2	2:D:222:HOH:O	2.08	0.54
1:C:118:GLU:O	1:C:122:LEU:HG	2.08	0.54
1:A:36:LEU:O	1:A:39:GLU:HB3	2.07	0.54
1:D:4:PHE:HE2	1:D:85:LEU:HB2	1.72	0.54
1:F:51:PHE:HE2	1:F:111:PHE:HB3	1.71	0.54
1:A:66:THR:O	1:A:69:SER:OG	2.24	0.54
1:A:81:ARG:HD3	2:A:212:HOH:O	2.07	0.54
1:A:10:LYS:HA	1:A:15:SER:O	2.08	0.54
2:E:226:HOH:O	1:F:46:ASN:HA	2.08	0.54
1:C:169:GLN:HE21	1:C:169:GLN:HA	1.71	0.54
1:E:173:ILE:HG21	1:E:188:ALA:HB2	1.90	0.54
1:F:26:SER:CB	2:F:214:HOH:O	2.55	0.54
1:B:77:LYS:NZ	2:B:212:HOH:O	2.41	0.54
1:D:80:THR:O	1:D:81:ARG:C	2.46	0.54
1:B:107:LYS:HE3	1:B:132:ARG:NH2	2.23	0.54
1:E:156:ARG:O	1:E:159:ALA:HB3	2.07	0.54

*Continued on next page...*

*Continued from previous page...*

Atom-1	Atom-2	Distance(Å)	Clash(Å)
1:E:52:ASP:CB	1:E:77:LYS:HE2	2.36	0.54
1:F:145:ARG:NH2	1:F:206:GLU:OE2	2.38	0.54
1:C:50:ILE:O	1:C:78:LEU:HA	2.08	0.54
1:C:156:ARG:NH2	1:C:171:ASP:OD1	2.23	0.54
1:A:50:ILE:HA	1:A:112:VAL:O	2.08	0.54
1:C:159:ALA:HB1	1:C:195:LEU:HD22	1.89	0.54
1:E:54:TYR:O	1:E:74:SER:N	2.34	0.54
1:E:123:LEU:HD22	1:E:129:LEU:CD1	2.38	0.53
1:D:41:SER:OG	1:D:47:ARG:HA	2.08	0.53
1:F:79:SER:HB2	1:F:193:GLY:HA3	1.90	0.53
1:D:57:VAL:HG21	1:E:101:TYR:HB2	1.88	0.53
1:E:67:LYS:HB3	1:F:128:GLY:N	2.23	0.53
1:C:41:SER:HG	1:C:48:ALA:H	1.56	0.53
1:E:148:LEU:HD11	1:F:143:GLU:HG2	1.91	0.53
1:C:10:LYS:N	1:C:10:LYS:HD2	2.23	0.53
1:D:150:LEU:HA	1:D:153:LEU:CD1	2.37	0.53
1:D:114:VAL:HG22	1:D:158:LEU:HD23	1.90	0.53
1:E:203:LEU:HA	1:E:206:GLU:OE2	2.08	0.53
1:F:8:LYS:NZ	2:F:247:HOH:O	2.37	0.53
1:F:54:TYR:HB2	1:F:75:SER:HB2	1.90	0.53
1:D:24:VAL:HB	1:D:88:ARG:O	2.08	0.53
1:D:155:THR:HG22	1:D:196:ILE:HD11	1.87	0.53
1:C:50:ILE:CB	1:C:79:SER:HB2	2.35	0.53
1:C:103:PHE:O	1:C:106:SER:HB2	2.08	0.53
1:D:31:SER:N	1:D:32:PRO:CD	2.70	0.53
1:B:56:ASP:OD2	1:B:57:VAL:N	2.41	0.53
1:D:25:GLY:C	1:D:27:SER:N	2.58	0.53
1:B:116:ILE:C	1:B:116:ILE:HD12	2.28	0.53
1:C:2:ALA:HB1	1:C:33:TYR:CE1	2.43	0.53
1:C:99:ASP:O	1:C:103:PHE:HB2	2.09	0.53
1:E:119:ASP:OD1	1:F:132:ARG:HD2	2.08	0.53
1:D:145:ARG:NH1	1:D:206:GLU:OE2	2.42	0.53
1:E:58:GLY:C	1:E:70:GLY:HA3	2.28	0.53
1:F:142:ALA:CA	1:F:150:LEU:HB2	2.39	0.53
1:A:156:ARG:NH1	1:A:157:GLU:OE1	2.42	0.53
1:C:114:VAL:HG12	1:C:115:GLN:HG2	1.89	0.53
1:D:113:GLY:O	1:D:137:VAL:HG12	2.07	0.53
1:F:84:CYS:HB2	2:F:208:HOH:O	2.09	0.53
1:C:108:PHE:CE2	2:C:228:HOH:O	2.61	0.53
1:E:156:ARG:CG	1:F:47:ARG:NH1	2.69	0.53
1:B:11:MSE:HG3	1:B:15:SER:OG	2.08	0.53
1:C:186:LEU:HD12	1:C:186:LEU:O	2.08	0.53

*Continued on next page...*



*Continued from previous page...*

Atom-1	Atom-2	Distance(Å)	Clash(Å)
1:A:148:LEU:HD23	2:A:235:HOH:O	2.08	0.53
1:B:152:PHE:CD2	1:C:135:ILE:HD13	2.44	0.53
1:E:166:ASP:HA	2:E:279:HOH:O	2.09	0.53
1:C:124:ARG:HD2	1:C:130:VAL:HG22	1.89	0.53
1:A:77:LYS:HG3	1:A:86:PHE:CE2	2.44	0.53
1:A:112:VAL:HG13	1:A:137:VAL:HB	1.90	0.53
1:A:157:GLU:O	1:A:161:ARG:HG2	2.08	0.53
1:C:112:VAL:HG22	1:C:135:ILE:CG2	2.38	0.53
1:A:84:CYS:SG	1:A:86:PHE:CE2	2.99	0.53
1:E:177:TRP:HB3	1:F:38:ARG:NE	2.20	0.53
1:A:57:VAL:HG11	1:B:101:TYR:HB2	1.91	0.53
1:C:113:GLY:O	1:C:137:VAL:N	2.39	0.53
1:B:120:LEU:HD21	1:B:131:ILE:HD12	1.90	0.53
1:E:135:ILE:CD1	1:E:140:LEU:HD22	2.38	0.53
1:E:79:SER:OG	1:E:193:GLY:HA3	2.09	0.53
1:D:153:LEU:HD13	1:D:157:GLU:C	2.29	0.53
1:A:119:ASP:O	1:A:123:LEU:N	2.32	0.53
1:F:10:LYS:HB2	1:F:16:TYR:CE2	2.44	0.53
1:B:54:TYR:CD1	1:B:54:TYR:N	2.77	0.53
1:A:147:THR:HG22	1:A:149:VAL:HG12	1.89	0.53
1:D:153:LEU:HD22	1:D:157:GLU:CG	2.38	0.53
1:D:48:ALA:HB1	1:D:110:THR:O	2.08	0.53
1:C:151:GLU:HG3	1:C:151:GLU:O	2.07	0.53
1:D:133:ASN:O	1:D:133:ASN:CG	2.45	0.53
1:A:137:VAL:HG13	1:A:158:LEU:HD21	1.90	0.53
1:F:160:HIS:HB2	1:F:167:LEU:CD1	2.38	0.53
1:B:54:TYR:HD1	1:B:75:SER:HB3	1.74	0.53
1:B:31:SER:N	1:B:32:PRO:CD	2.71	0.53
1:C:79:SER:OG	1:C:197:VAL:HG21	2.08	0.53
1:F:141:ALA:O	1:F:142:ALA:C	2.47	0.53
1:F:194:TRP:O	1:F:197:VAL:HB	2.08	0.53
1:C:17:VAL:HG12	1:C:18:GLN:O	2.08	0.53
1:A:102:ARG:HG2	2:A:321:HOH:O	2.08	0.53
1:C:54:TYR:HB2	1:C:75:SER:HB2	1.91	0.53
1:C:69:SER:HA	1:C:126:ASN:HD21	1.73	0.53
1:F:17:VAL:CG1	1:F:83:LEU:HA	2.21	0.53
1:C:2:ALA:HB1	1:C:33:TYR:OH	2.08	0.53
1:B:47:ARG:C	1:B:109:VAL:HB	2.28	0.53
1:A:163:LEU:HD12	1:A:195:LEU:HD22	1.90	0.53
1:B:24:VAL:O	1:B:25:GLY:O	2.27	0.53
1:F:37:ILE:HG12	1:F:85:LEU:HD22	1.91	0.53
1:A:91:LYS:HB3	1:A:92:PRO:HD3	1.89	0.53

*Continued on next page...*



*Continued from previous page...*

Atom-1	Atom-2	Distance(Å)	Clash(Å)
1:D:66:THR:HB	1:D:69:SER:HG	1.69	0.53
1:A:108:PHE:CZ	1:F:174:GLU:HG2	2.44	0.53
1:F:187:GLU:O	1:F:190:ALA:HB3	2.08	0.53
1:B:162:VAL:HG12	1:B:163:LEU:HG	1.90	0.53
1:C:138:GLY:HA3	2:C:207:HOH:O	2.08	0.53
1:D:50:ILE:HG22	1:D:79:SER:HB2	1.91	0.53
1:D:124:ARG:HG3	1:D:130:VAL:HG22	1.91	0.53
1:E:99:ASP:OD2	1:E:102:ARG:NH2	2.41	0.53
1:F:19:THR:CG2	1:F:20:LYS:N	2.72	0.53
1:C:50:ILE:HG21	1:C:196:ILE:HB	1.90	0.53
1:E:174:GLU:OE1	1:F:47:ARG:NH1	2.38	0.53
1:A:42:ILE:CG2	1:F:175:ALA:HB2	2.38	0.53
1:B:4:PHE:HB2	1:B:18:GLN:HB3	1.90	0.53
1:C:131:ILE:CG2	1:C:134:ALA:HB2	2.38	0.53
1:B:163:LEU:C	1:B:165:SER:H	2.11	0.53
1:E:76:VAL:HG21	1:E:100:LEU:HD21	1.90	0.53
1:E:157:GLU:OE1	1:F:47:ARG:HG3	2.09	0.53
1:A:2:ALA:CB	1:A:36:LEU:HD11	2.39	0.53
1:A:11:MSE:SE	1:A:194:TRP:CB	3.07	0.53
1:A:10:LYS:HB2	1:A:16:TYR:CD2	2.42	0.53
1:A:89:LEU:HD13	1:A:93:PHE:CZ	2.43	0.53
1:D:135:ILE:O	1:D:135:ILE:HG23	2.07	0.53
1:E:76:VAL:HG12	1:E:77:LYS:H	1.74	0.53
1:F:142:ALA:HA	1:F:150:LEU:HB2	1.91	0.53
1:A:165:SER:HB3	2:A:268:HOH:O	2.08	0.53
1:D:116:ILE:H	1:D:136:ASN:ND2	2.05	0.53
1:D:113:GLY:HA3	1:D:116:ILE:HG21	1.89	0.53
1:A:91:LYS:N	1:A:92:PRO:CD	2.70	0.53
1:E:137:VAL:O	1:E:140:LEU:N	2.42	0.53
1:E:10:LYS:HB2	1:E:16:TYR:CE1	2.43	0.53
1:A:157:GLU:O	1:A:160:HIS:HB3	2.09	0.53
1:F:170:LEU:O	1:F:174:GLU:HG2	2.09	0.53
1:D:46:ASN:CB	2:D:287:HOH:O	2.57	0.53
1:B:4:PHE:CD2	1:B:83:LEU:HD22	2.42	0.53
1:E:140:LEU:HD21	1:E:203:LEU:HB3	1.91	0.53
1:E:191:ILE:O	1:E:195:LEU:HG	2.09	0.53
1:A:123:LEU:O	1:A:128:GLY:N	2.42	0.53
1:E:55:TRP:HA	1:E:72:SER:O	2.09	0.53
1:E:22:ILE:HD12	1:E:85:LEU:CD1	2.39	0.53
1:F:162:VAL:HG11	1:F:199:VAL:HG13	1.91	0.53
1:E:180:ALA:HB1	1:E:184:GLU:HB2	1.91	0.53
1:B:25:GLY:C	1:B:94:HIS:HD2	2.11	0.53

*Continued on next page...*

*Continued from previous page...*

Atom-1	Atom-2	Distance(Å)	Clash(Å)
1:A:11:MSE:C	1:A:13:ASP:H	2.12	0.53
1:A:10:LYS:HD2	1:A:16:TYR:OH	2.08	0.53
1:D:129:LEU:HD23	2:D:210:HOH:O	2.09	0.53
1:D:118:GLU:HG2	2:D:238:HOH:O	2.07	0.53
1:D:81:ARG:NH2	1:D:197:VAL:CG1	2.72	0.53
1:A:68:THR:HA	2:A:235:HOH:O	2.05	0.53
1:C:53:VAL:HG12	1:C:76:VAL:HG22	1.91	0.53
1:B:141:ALA:HA	1:B:203:LEU:HD13	1.91	0.53
1:A:91:LYS:NZ	1:A:91:LYS:HA	2.23	0.53
1:A:136:ASN:ND2	1:A:136:ASN:C	2.53	0.53
1:E:31:SER:HB3	1:E:32:PRO:CD	2.34	0.53
1:C:8:LYS:CD	1:C:18:GLN:HG2	2.37	0.53
1:F:170:LEU:CD1	1:F:188:ALA:CA	2.86	0.53
1:D:34:LEU:HB3	1:D:103:PHE:CD1	2.44	0.53
1:E:153:LEU:HD22	1:E:157:GLU:CG	2.38	0.53
1:B:40:ASP:O	1:B:44:ASN:N	2.39	0.53
1:E:183:GLU:O	1:E:186:LEU:HB3	2.09	0.53
1:A:40:ASP:O	1:A:41:SER:C	2.47	0.53
1:C:4:PHE:CE2	1:C:83:LEU:HB3	2.44	0.53
1:A:107:LYS:N	2:A:254:HOH:O	2.42	0.53
1:F:135:ILE:HD12	2:F:231:HOH:O	2.09	0.53
1:C:195:LEU:O	1:C:199:VAL:HG23	2.08	0.53
1:B:145:ARG:NH1	1:B:206:GLU:OE2	2.42	0.53
1:C:122:LEU:HD21	1:D:124:ARG:HH12	1.73	0.53
1:D:169:GLN:OE1	1:D:169:GLN:HA	2.09	0.53
1:A:138:GLY:HA3	1:A:151:GLU:HA	1.90	0.53
1:E:73:LEU:HD22	1:E:129:LEU:HD12	1.91	0.53
1:D:140:LEU:C	1:D:140:LEU:HD12	2.29	0.53
1:D:82:ASN:CB	1:D:83:LEU:HD23	2.33	0.53
1:A:147:THR:HB	1:A:150:LEU:HG	1.91	0.53
1:F:56:ASP:C	1:F:56:ASP:OD1	2.47	0.53
1:E:153:LEU:HD12	1:E:158:LEU:HD12	1.91	0.53
1:A:157:GLU:HB2	2:B:217:HOH:O	2.08	0.53
1:F:123:LEU:HD13	1:F:129:LEU:HD22	1.91	0.53
1:F:176:LYS:HB2	1:F:179:LYS:HE3	1.91	0.53
1:A:87:LEU:CD1	1:A:100:LEU:HD13	2.39	0.53
1:C:131:ILE:CG2	1:C:134:ALA:HB2	2.39	0.53
1:F:19:THR:CG2	1:F:84:CYS:O	2.57	0.53
1:B:89:LEU:HD23	1:B:89:LEU:N	2.24	0.53
1:D:49:VAL:HG23	1:D:109:VAL:HG21	1.90	0.52
1:A:137:VAL:HG13	1:A:158:LEU:CD2	2.38	0.52
1:B:162:VAL:HG12	1:B:163:LEU:HD23	1.91	0.52

*Continued on next page...*

*Continued from previous page...*

Atom-1	Atom-2	Distance(Å)	Clash(Å)
1:D:149:VAL:O	1:D:149:VAL:HG22	2.08	0.52
1:D:22:ILE:HD12	1:D:28:THR:HG21	1.90	0.52
1:C:145:ARG:HD2	1:C:206:GLU:OE1	2.09	0.52
1:B:12:THR:HB	1:B:194:TRP:CH2	2.44	0.52
1:A:42:ILE:HG12	1:A:47:ARG:HG2	1.91	0.52
1:B:58:GLY:HA2	1:C:98:LYS:NZ	2.24	0.52
1:A:155:THR:CG2	1:A:196:ILE:HD11	2.39	0.52
1:E:131:ILE:CG2	1:E:134:ALA:HB2	2.39	0.52
1:F:19:THR:CG2	1:F:20:LYS:H	2.17	0.52
1:B:177:TRP:CH2	1:B:185:GLN:HG2	2.44	0.52
1:B:24:VAL:HG13	1:B:28:THR:HB	1.90	0.52
1:F:139:LYS:HZ2	1:F:143:GLU:HB2	1.73	0.52
1:E:11:MSE:HG3	1:E:194:TRP:CG	2.44	0.52
1:C:22:ILE:HG23	1:C:87:LEU:HA	1.90	0.52
1:C:124:ARG:CG	1:C:124:ARG:NH1	2.68	0.52
1:F:169:GLN:HG3	2:F:290:HOH:O	2.07	0.52
1:A:22:ILE:CG2	1:A:23:ASP:H	2.22	0.52
1:E:156:ARG:NH2	1:E:160:HIS:HB2	2.23	0.52
1:B:54:TYR:O	1:B:73:LEU:CA	2.50	0.52
1:E:121:ASP:OD1	1:E:124:ARG:NH1	2.42	0.52
1:B:42:ILE:HG22	1:B:43:LEU:HD23	1.91	0.52
1:B:156:ARG:NH2	1:B:160:HIS:HD2	2.00	0.52
1:F:113:GLY:O	1:F:137:VAL:HB	2.09	0.52
1:A:118:GLU:HG2	2:B:225:HOH:O	2.09	0.52
1:D:30:ILE:C	1:D:32:PRO:HD2	2.29	0.52
1:D:172:SER:O	1:D:176:LYS:HG3	2.09	0.52
1:F:177:TRP:HZ3	1:F:188:ALA:CB	2.22	0.52
1:F:191:ILE:HG22	1:F:192:GLU:N	2.24	0.52
1:A:23:ASP:O	1:A:28:THR:HG21	2.09	0.52
1:D:77:LYS:HG2	1:D:78:LEU:N	2.24	0.52
1:B:98:LYS:O	1:B:102:ARG:HG3	2.09	0.52
1:B:11:MSE:HE2	1:B:11:MSE:N	2.25	0.52
1:A:159:ALA:HB2	1:A:196:ILE:HD13	1.91	0.52
1:A:2:ALA:HB3	1:A:36:LEU:HD11	1.90	0.52
1:A:162:VAL:HG12	1:A:163:LEU:HD23	1.91	0.52
1:D:39:GLU:OE2	2:D:246:HOH:O	2.19	0.52
1:D:170:LEU:HD11	1:D:174:GLU:OE1	2.08	0.52
1:D:198:ASN:O	1:D:201:ASP:HB2	2.10	0.52
1:C:91:LYS:NZ	2:C:288:HOH:O	2.43	0.52
1:F:47:ARG:O	1:F:109:VAL:HA	2.09	0.52
1:A:4:PHE:HZ	1:A:37:ILE:HG12	1.74	0.52
1:A:31:SER:N	1:A:32:PRO:CD	2.73	0.52

*Continued on next page...*

*Continued from previous page...*

Atom-1	Atom-2	Distance(Å)	Clash(Å)
1:D:162:VAL:HG12	1:D:163:LEU:HD23	1.90	0.52
1:D:156:ARG:CD	1:D:156:ARG:C	2.78	0.52
1:F:163:LEU:HB2	2:F:308:HOH:O	2.10	0.52
1:D:175:ALA:HB1	1:E:43:LEU:HG	1.91	0.52
1:E:81:ARG:CA	2:E:295:HOH:O	2.53	0.52
1:E:81:ARG:HH12	1:E:198:ASN:ND2	2.00	0.52
1:B:170:LEU:HD13	1:B:191:ILE:HB	1.92	0.52
1:F:50:ILE:HA	1:F:112:VAL:O	2.09	0.52
1:A:182:PRO:HD3	2:A:250:HOH:O	2.09	0.52
1:B:142:ALA:HA	1:B:150:LEU:HD12	1.92	0.52
1:A:156:ARG:HG3	1:B:47:ARG:NH1	2.25	0.52
1:F:71:TRP:O	1:F:126:ASN:ND2	2.41	0.52
1:B:54:TYR:HD1	1:B:75:SER:O	1.92	0.52
1:D:105:ALA:HA	1:D:132:ARG:H	1.73	0.52
1:F:156:ARG:NH2	1:F:160:HIS:HB2	2.25	0.52
1:A:81:ARG:HG2	2:A:297:HOH:O	2.08	0.52
1:B:9:PHE:CD1	1:B:187:GLU:HG3	2.45	0.52
1:E:99:ASP:HA	1:E:102:ARG:HH21	1.75	0.52
1:F:66:THR:O	1:F:69:SER:OG	2.25	0.52
1:F:66:THR:O	1:F:67:LYS:HG2	2.10	0.52
1:E:55:TRP:CH2	1:E:123:LEU:HG	2.45	0.52
1:E:88:ARG:NH1	1:E:88:ARG:HG2	2.24	0.52
1:E:30:ILE:CG2	1:E:87:LEU:HD22	2.37	0.52
1:E:124:ARG:HG2	1:E:125:GLU:OE1	2.08	0.52
1:A:66:THR:HG23	1:A:69:SER:HB3	1.91	0.52
1:F:68:THR:C	1:F:70:GLY:N	2.61	0.52
1:B:81:ARG:HA	1:B:81:ARG:HH11	1.73	0.52
1:A:167:LEU:O	1:A:171:ASP:HB2	2.09	0.52
1:A:56:ASP:HB2	1:A:74:SER:HB3	1.90	0.52
1:F:141:ALA:HA	1:F:203:LEU:HD11	1.92	0.52
1:C:23:ASP:OD1	1:C:88:ARG:HB2	2.10	0.52
1:D:54:TYR:O	1:D:74:SER:HB3	2.08	0.52
1:F:80:THR:OG1	1:F:83:LEU:HG	2.10	0.52
1:F:31:SER:HB2	1:F:32:PRO:CD	2.37	0.52
1:F:55:TRP:CH2	1:F:122:LEU:HB3	2.44	0.52
1:D:153:LEU:HD22	1:D:157:GLU:HG2	1.92	0.52
1:B:174:GLU:HG2	1:C:108:PHE:CZ	2.45	0.52
1:E:109:VAL:O	1:E:133:ASN:ND2	2.43	0.52
1:A:67:LYS:HB3	1:B:128:GLY:N	2.25	0.52
1:B:172:SER:O	1:B:176:LYS:HG3	2.09	0.52
1:A:81:ARG:HB2	2:A:224:HOH:O	2.08	0.52
1:F:135:ILE:HD11	1:F:140:LEU:HD22	1.92	0.52

*Continued on next page...*

*Continued from previous page...*

Atom-1	Atom-2	Distance(Å)	Clash(Å)
1:D:136:ASN:C	1:D:138:GLY:H	2.11	0.52
1:F:169:GLN:OE1	1:F:169:GLN:HA	2.09	0.52
1:D:131:ILE:N	1:D:131:ILE:HD12	2.25	0.52
1:F:24:VAL:HG12	1:F:90:PRO:HG3	1.90	0.52
1:F:169:GLN:CG	2:F:290:HOH:O	2.57	0.52
1:A:20:LYS:HE2	1:A:33:TYR:CE1	2.44	0.52
1:D:94:HIS:CE1	2:D:300:HOH:O	2.63	0.52
1:C:23:ASP:OD1	1:C:88:ARG:HD2	2.10	0.52
1:B:115:GLN:H	1:B:136:ASN:HD21	1.56	0.52
1:D:102:ARG:NH2	2:D:260:HOH:O	2.42	0.52
1:F:24:VAL:HG13	1:F:28:THR:HB	1.92	0.52
1:C:162:VAL:HG12	1:C:163:LEU:HD23	1.92	0.52
1:F:158:LEU:O	1:F:162:VAL:HG23	2.09	0.52
1:F:79:SER:OG	1:F:193:GLY:HA3	2.09	0.52
1:F:116:ILE:HG12	1:F:136:ASN:CB	2.40	0.52
1:F:23:ASP:CG	1:F:88:ARG:HH21	2.13	0.52
1:A:157:GLU:OE2	1:A:161:ARG:NH1	2.42	0.52
1:B:24:VAL:HG13	1:B:28:THR:HB	1.91	0.52
1:E:114:VAL:HG23	2:E:267:HOH:O	2.09	0.52
1:F:38:ARG:NH1	2:F:234:HOH:O	2.36	0.52
1:C:10:LYS:CD	2:C:304:HOH:O	2.58	0.52
1:D:80:THR:O	1:D:81:ARG:C	2.49	0.52
1:B:23:ASP:OD1	1:B:88:ARG:HD2	2.10	0.52
1:F:194:TRP:CE3	1:F:195:LEU:HD23	2.45	0.52
1:D:47:ARG:O	1:D:109:VAL:HA	2.08	0.52
1:B:29:ASP:CG	1:B:32:PRO:HD3	2.29	0.52
1:D:126:ASN:HD22	1:D:126:ASN:N	2.07	0.52
1:F:156:ARG:O	1:F:159:ALA:N	2.43	0.52
1:F:22:ILE:O	1:F:24:VAL:HG23	2.09	0.52
1:D:175:ALA:CB	1:E:43:LEU:HG	2.38	0.52
1:B:175:ALA:HB1	1:C:43:LEU:HG	1.92	0.52
1:D:159:ALA:HB1	1:D:195:LEU:HD22	1.92	0.52
1:D:153:LEU:HD22	1:D:157:GLU:CG	2.40	0.52
1:E:20:LYS:HE2	1:E:33:TYR:HE1	1.73	0.52
1:E:95:ASP:C	1:E:97:LEU:H	2.13	0.52
1:B:12:THR:HB	2:B:231:HOH:O	2.09	0.52
1:A:156:ARG:HD2	1:B:47:ARG:CD	2.40	0.52
1:C:46:ASN:HD22	1:C:46:ASN:H	1.58	0.52
1:E:169:GLN:HE21	1:E:169:GLN:HA	1.74	0.52
1:F:155:THR:HG22	1:F:196:ILE:HD11	1.92	0.52
1:E:4:PHE:HA	1:E:20:LYS:HB2	1.92	0.52
1:E:9:PHE:CE1	1:E:187:GLU:HG3	2.45	0.52

*Continued on next page...*

*Continued from previous page...*

Atom-1	Atom-2	Distance(Å)	Clash(Å)
1:B:81:ARG:NH1	1:B:81:ARG:HB2	2.25	0.52
1:E:156:ARG:NH2	1:E:167:LEU:HD13	2.25	0.52
1:B:50:ILE:CD1	1:B:112:VAL:HB	2.40	0.52
1:C:101:TYR:CZ	1:C:129:LEU:HD12	2.44	0.52
1:D:178:GLU:OE2	1:D:179:LYS:HE3	2.09	0.52
1:D:23:ASP:OD1	1:D:88:ARG:NE	2.40	0.52
1:A:40:ASP:OD1	1:A:82:ASN:HB2	2.10	0.52
1:F:4:PHE:CE2	1:F:83:LEU:HB3	2.45	0.52
1:C:10:LYS:HD3	2:C:304:HOH:O	2.08	0.52
1:C:47:ARG:O	1:C:109:VAL:HB	2.10	0.52
1:A:39:GLU:HG2	1:A:43:LEU:HD12	1.92	0.52
1:F:4:PHE:CD2	1:F:83:LEU:HD22	2.45	0.52
1:C:205:ASP:O	1:C:206:GLU:HB2	2.09	0.52
1:A:148:LEU:HG	2:A:264:HOH:O	2.10	0.52
1:D:81:ARG:NH1	1:D:198:ASN:HD21	2.08	0.52
1:B:153:LEU:HD13	1:B:157:GLU:HB3	1.92	0.52
1:C:191:ILE:HG23	2:C:286:HOH:O	2.08	0.52
1:E:112:VAL:HG13	1:E:135:ILE:HG23	1.90	0.52
1:A:50:ILE:O	1:A:79:SER:N	2.43	0.52
1:E:198:ASN:O	1:E:201:ASP:N	2.41	0.52
1:F:153:LEU:HD22	1:F:157:GLU:CG	2.40	0.52
1:C:191:ILE:O	1:C:195:LEU:HG	2.10	0.52
1:B:4:PHE:CE2	1:B:83:LEU:HB3	2.44	0.52
1:B:188:ALA:O	1:B:192:GLU:HG3	2.09	0.52
1:E:17:VAL:HG13	1:E:83:LEU:HA	1.92	0.52
1:F:41:SER:OG	1:F:47:ARG:HA	2.09	0.52
1:A:73:LEU:HG	1:A:89:LEU:HD12	1.92	0.52
1:B:53:VAL:HG12	1:B:76:VAL:HG22	1.91	0.51
1:A:34:LEU:HD22	1:A:103:PHE:CD2	2.45	0.51
1:E:59:PHE:CZ	1:F:98:LYS:HG3	2.45	0.51
1:D:137:VAL:O	1:D:137:VAL:HG22	2.09	0.51
1:E:51:PHE:CD2	1:E:111:PHE:HB3	2.45	0.51
1:E:51:PHE:CE2	1:E:111:PHE:HB3	2.45	0.51
1:A:174:GLU:OE1	1:B:108:PHE:CE1	2.63	0.51
1:C:10:LYS:H	1:C:10:LYS:HZ2	1.58	0.51
1:A:198:ASN:O	1:A:202:GLN:HG3	2.11	0.51
1:F:57:VAL:HG13	1:F:71:TRP:NE1	2.25	0.51
1:B:171:ASP:HB3	2:B:300:HOH:O	2.10	0.51
1:A:81:ARG:HD3	2:A:212:HOH:O	2.09	0.51
1:F:200:TRP:HZ2	2:F:270:HOH:O	1.90	0.51
1:B:57:VAL:HG11	1:C:101:TYR:CB	2.40	0.51
1:B:13:ASP:OD2	1:B:15:SER:OG	2.27	0.51

*Continued on next page...*

*Continued from previous page...*

Atom-1	Atom-2	Distance(Å)	Clash(Å)
1:D:81:ARG:HG3	1:D:82:ASN:CG	2.30	0.51
1:A:59:PHE:HB2	2:B:262:HOH:O	2.09	0.51
1:E:11:MSE:C	1:E:13:ASP:H	2.13	0.51
1:F:57:VAL:HG12	1:F:58:GLY:N	2.25	0.51
1:F:114:VAL:O	1:F:116:ILE:HG23	2.09	0.51
1:B:8:LYS:HG3	2:B:224:HOH:O	2.09	0.51
1:B:130:VAL:HG12	1:B:131:ILE:N	2.25	0.51
1:D:143:GLU:C	1:D:145:ARG:N	2.61	0.51
1:C:94:HIS:CD2	2:C:263:HOH:O	2.63	0.51
1:A:4:PHE:CE1	1:A:36:LEU:HD12	2.46	0.51
1:E:160:HIS:HB2	1:E:167:LEU:HD11	1.92	0.51
1:E:81:ARG:NH2	1:E:198:ASN:CG	2.64	0.51
1:A:24:VAL:HB	1:A:88:ARG:O	2.10	0.51
1:A:107:LYS:HE3	1:A:132:ARG:CZ	2.40	0.51
1:B:176:LYS:HD2	1:B:176:LYS:O	2.10	0.51
1:E:20:LYS:HG2	1:E:33:TYR:CE1	2.46	0.51
1:B:96:ASN:H	1:B:96:ASN:ND2	2.07	0.51
1:E:57:VAL:HB	1:F:102:ARG:HH22	1.75	0.51
1:F:38:ARG:HG2	1:F:38:ARG:NH2	2.24	0.51
1:F:4:PHE:HA	1:F:20:LYS:HB2	1.92	0.51
1:C:124:ARG:O	1:C:128:GLY:HA2	2.11	0.51
1:C:10:LYS:CD	1:C:10:LYS:H	2.22	0.51
1:E:104:PHE:HB3	1:E:131:ILE:HG12	1.91	0.51
1:D:18:GLN:HB2	1:D:83:LEU:HD23	1.92	0.51
1:C:23:ASP:OD2	1:C:88:ARG:NH2	2.43	0.51
1:A:156:ARG:C	1:A:156:ARG:HD3	2.30	0.51
1:B:173:ILE:HA	1:B:176:LYS:HE2	1.90	0.51
1:D:183:GLU:O	1:D:187:GLU:HB2	2.10	0.51
1:A:148:LEU:HD23	2:A:297:HOH:O	2.09	0.51
1:C:66:THR:N	2:C:287:HOH:O	2.43	0.51
1:F:18:GLN:HG3	2:F:272:HOH:O	2.11	0.51
1:F:129:LEU:HD23	1:F:129:LEU:C	2.30	0.51
1:A:94:HIS:ND1	2:A:321:HOH:O	2.34	0.51
1:E:115:GLN:OE1	1:F:133:ASN:ND2	2.43	0.51
1:C:151:GLU:O	1:C:152:PHE:CD1	2.63	0.51
1:A:112:VAL:HA	1:A:135:ILE:HG22	1.92	0.51
1:D:37:ILE:HG23	1:D:80:THR:CG2	2.40	0.51
1:F:24:VAL:O	1:F:25:GLY:O	2.27	0.51
1:A:163:LEU:HD12	1:A:195:LEU:CD2	2.41	0.51
1:F:26:SER:HB3	2:F:214:HOH:O	2.10	0.51
1:A:155:THR:CB	1:A:192:GLU:OE1	2.55	0.51
1:E:168:GLY:O	1:E:172:SER:N	2.42	0.51

*Continued on next page...*



*Continued from previous page...*

Atom-1	Atom-2	Distance(Å)	Clash(Å)
1:E:75:SER:OG	1:E:88:ARG:HA	2.10	0.51
1:A:49:VAL:O	1:A:111:PHE:HA	2.10	0.51
1:B:67:LYS:HB3	1:C:124:ARG:O	2.10	0.51
1:A:195:LEU:HD21	2:A:220:HOH:O	2.09	0.51
1:E:25:GLY:HA3	2:E:292:HOH:O	2.10	0.51
1:F:107:LYS:HB2	1:F:107:LYS:HZ3	1.75	0.51
1:C:149:VAL:CG2	1:D:140:LEU:HD21	2.40	0.51
1:C:114:VAL:HG21	1:C:155:THR:OG1	2.10	0.51
1:D:28:THR:HG22	1:D:29:ASP:N	2.25	0.51
1:B:46:ASN:OD1	1:B:201:ASP:OD1	2.28	0.51
1:C:73:LEU:O	1:C:73:LEU:CG	2.55	0.51
1:F:116:ILE:O	1:F:120:LEU:HG	2.08	0.51
1:D:82:ASN:O	1:D:83:LEU:HD23	2.11	0.51
1:E:54:TYR:N	1:E:54:TYR:CD1	2.78	0.51
1:E:20:LYS:HE2	1:E:33:TYR:CE1	2.46	0.51
1:F:23:ASP:OD2	1:F:88:ARG:NE	2.43	0.51
1:D:116:ILE:HD11	1:D:135:ILE:O	2.11	0.51
1:D:156:ARG:HG2	1:D:170:LEU:HD23	1.92	0.51
1:B:73:LEU:HB3	1:B:93:PHE:CZ	2.46	0.51
1:F:38:ARG:HB2	1:F:103:PHE:CE1	2.38	0.51
1:C:96:ASN:H	1:C:96:ASN:ND2	2.06	0.51
1:D:40:ASP:CB	1:D:83:LEU:HD12	2.40	0.51
1:A:94:HIS:ND1	2:A:321:HOH:O	2.34	0.51
1:D:67:LYS:HB3	1:E:128:GLY:N	2.26	0.51
1:D:101:TYR:CD2	1:D:129:LEU:HG	2.46	0.51
1:E:169:GLN:HA	1:E:169:GLN:NE2	2.26	0.51
1:C:131:ILE:HD12	1:C:131:ILE:N	2.26	0.51
1:A:72:SER:CA	1:A:127:HIS:NE2	2.73	0.51
1:E:174:GLU:OE1	1:F:47:ARG:NH2	2.41	0.51
1:C:84:CYS:HB2	2:C:217:HOH:O	2.10	0.51
1:D:156:ARG:NH1	1:D:157:GLU:OE1	2.44	0.51
1:B:26:SER:HB2	1:B:94:HIS:CD2	2.45	0.51
1:A:194:TRP:CZ3	1:A:195:LEU:HD23	2.46	0.51
1:E:149:VAL:HG21	1:F:204:SER:HA	1.93	0.51
1:E:107:LYS:HE3	1:E:132:ARG:CZ	2.40	0.51
1:C:100:LEU:HD11	1:C:104:PHE:CE1	2.44	0.51
1:F:36:LEU:O	1:F:39:GLU:N	2.43	0.51
1:F:149:VAL:O	1:F:150:LEU:C	2.47	0.51
1:B:149:VAL:HB	2:B:281:HOH:O	2.10	0.51
1:E:145:ARG:CZ	1:E:162:VAL:HG13	2.40	0.51
1:D:169:GLN:OE1	1:D:169:GLN:O	2.28	0.51
1:D:129:LEU:C	1:D:129:LEU:HD23	2.30	0.51

*Continued on next page...*



*Continued from previous page...*

Atom-1	Atom-2	Distance(Å)	Clash(Å)
1:D:4:PHE:CE2	1:D:83:LEU:HB3	2.46	0.51
1:D:34:LEU:CD1	1:D:99:ASP:HB3	2.41	0.51
1:C:120:LEU:O	1:C:124:ARG:HB2	2.09	0.51
1:E:96:ASN:N	1:E:96:ASN:ND2	2.59	0.51
1:C:67:LYS:O	1:D:128:GLY:HA3	2.11	0.51
1:A:75:SER:HA	1:A:89:LEU:HG	1.93	0.51
1:D:76:VAL:CG1	1:D:78:LEU:HG	2.40	0.51
1:A:39:GLU:HG3	1:F:175:ALA:HB1	1.93	0.51
1:D:81:ARG:HH12	1:D:198:ASN:HD21	1.58	0.51
1:E:81:ARG:HB3	2:E:300:HOH:O	2.10	0.51
1:E:48:ALA:HB2	1:E:200:TRP:CD1	2.45	0.51
1:A:71:TRP:HB2	1:A:122:LEU:HD22	1.93	0.51
1:B:187:GLU:OE1	2:B:310:HOH:O	2.18	0.51
1:B:57:VAL:HG12	1:B:58:GLY:N	2.26	0.51
1:E:147:THR:HB	1:E:150:LEU:CD1	2.40	0.51
1:C:114:VAL:O	1:D:107:LYS:HD3	2.11	0.51
1:B:77:LYS:HD3	1:B:189:ALA:HB1	1.92	0.51
1:E:135:ILE:HG23	1:E:135:ILE:O	2.11	0.51
1:F:173:ILE:CG2	1:F:173:ILE:O	2.59	0.51
1:D:163:LEU:O	1:D:164:TRP:HB2	2.10	0.51
1:D:126:ASN:HD22	1:D:126:ASN:N	2.07	0.51
1:A:18:GLN:HB2	1:A:83:LEU:HD23	1.92	0.51
1:D:40:ASP:HB2	1:D:83:LEU:CD1	2.40	0.51
1:E:115:GLN:O	1:F:107:LYS:HE2	2.10	0.51
1:F:11:MSE:HG3	1:F:194:TRP:CG	2.46	0.51
1:A:183:GLU:HB2	2:A:293:HOH:O	2.11	0.51
1:A:22:ILE:HD12	1:A:22:ILE:N	2.25	0.51
1:B:156:ARG:HG3	1:C:47:ARG:NE	2.25	0.51
1:E:77:LYS:HZ2	1:E:192:GLU:HB2	1.76	0.51
1:D:130:VAL:O	1:D:130:VAL:HG12	2.10	0.51
1:F:145:ARG:HH21	1:F:202:GLN:HG2	1.61	0.51
1:B:9:PHE:CD1	1:B:187:GLU:HG3	2.46	0.51
1:D:4:PHE:CD2	1:D:83:LEU:HD22	2.45	0.51
1:D:56:ASP:CG	2:D:274:HOH:O	2.49	0.51
1:C:156:ARG:HG3	1:D:47:ARG:NH1	2.25	0.51
1:E:95:ASP:CG	2:E:259:HOH:O	2.48	0.51
1:D:66:THR:HB	1:D:69:SER:HB3	1.92	0.51
1:D:122:LEU:HD22	1:D:126:ASN:OD1	2.10	0.51
1:E:91:LYS:NZ	2:E:262:HOH:O	2.43	0.51
1:C:104:PHE:HB3	1:C:131:ILE:HG12	1.93	0.51
1:C:153:LEU:HA	2:D:215:HOH:O	2.10	0.51
1:F:72:SER:HB2	1:F:91:LYS:HZ2	1.71	0.51

*Continued on next page...*

*Continued from previous page...*

Atom-1	Atom-2	Distance(Å)	Clash(Å)
1:C:120:LEU:HD12	2:C:273:HOH:O	2.10	0.51
1:C:118:GLU:CB	2:C:289:HOH:O	2.54	0.51
1:A:135:ILE:HD12	1:A:136:ASN:H	1.75	0.51
1:E:50:ILE:CD1	1:E:50:ILE:N	2.74	0.51
1:F:8:LYS:HG2	2:F:263:HOH:O	2.10	0.51
1:B:157:GLU:O	1:B:161:ARG:N	2.37	0.51
1:E:167:LEU:HA	2:E:270:HOH:O	2.10	0.51
1:B:174:GLU:HA	1:B:177:TRP:HE3	1.76	0.51
1:B:202:GLN:HG3	1:B:206:GLU:OE2	2.10	0.51
2:B:234:HOH:O	1:C:46:ASN:HA	2.11	0.51
1:D:117:GLU:OE1	1:D:117:GLU:HA	2.11	0.51
1:E:4:PHE:HD1	1:E:18:GLN:O	1.94	0.51
1:D:105:ALA:O	1:D:132:ARG:NE	2.39	0.51
1:C:145:ARG:HD2	1:C:203:LEU:HD21	1.92	0.51
1:B:161:ARG:NH1	2:B:247:HOH:O	2.26	0.51
1:E:13:ASP:C	1:E:15:SER:H	2.14	0.51
1:A:34:LEU:HD22	1:A:103:PHE:CE2	2.46	0.51
1:C:150:LEU:HB3	1:C:158:LEU:CD1	2.40	0.51
1:A:135:ILE:HD13	1:F:152:PHE:CE1	2.45	0.51
1:D:88:ARG:CG	1:D:88:ARG:HH21	2.24	0.51
1:D:195:LEU:O	1:D:199:VAL:HG23	2.11	0.51
1:C:98:LYS:HB3	1:C:102:ARG:HH12	1.76	0.51
1:E:59:PHE:HA	1:E:67:LYS:HG3	1.93	0.51
1:C:23:ASP:OD2	1:C:88:ARG:NH2	2.44	0.51
1:C:50:ILE:HG12	1:C:196:ILE:HG22	1.93	0.51
1:B:121:ASP:HB3	1:C:124:ARG:HH12	1.76	0.51
1:F:149:VAL:CG2	1:F:152:PHE:HB2	2.38	0.51
1:F:149:VAL:HA	1:F:152:PHE:CD2	2.46	0.51
1:C:31:SER:HB3	1:C:99:ASP:CG	2.31	0.51
1:A:91:LYS:HB3	1:A:92:PRO:HD3	1.92	0.51
1:E:4:PHE:CG	1:E:83:LEU:HD22	2.46	0.51
1:F:50:ILE:HD13	1:F:197:VAL:HG22	1.92	0.51
1:C:173:ILE:C	1:C:175:ALA:H	2.13	0.51
1:F:19:THR:CG2	1:F:84:CYS:HB3	2.32	0.51
1:F:3:SER:OG	1:F:5:ASP:HB3	2.10	0.51
1:A:135:ILE:HD13	1:F:152:PHE:CD1	2.46	0.51
1:E:58:GLY:HA2	1:F:98:LYS:CE	2.41	0.51
1:A:123:LEU:HD13	1:A:129:LEU:HD22	1.91	0.51
1:E:185:GLN:O	1:E:188:ALA:N	2.43	0.51
1:C:169:GLN:HA	1:C:169:GLN:HE21	1.75	0.51
1:B:29:ASP:OD2	1:B:32:PRO:HD3	2.11	0.51
1:F:104:PHE:HA	1:F:111:PHE:CZ	2.46	0.51

*Continued on next page...*

*Continued from previous page...*

Atom-1	Atom-2	Distance(Å)	Clash(Å)
1:A:10:LYS:HA	1:A:16:TYR:HA	1.92	0.51
1:F:89:LEU:HD23	1:F:89:LEU:N	2.25	0.51
1:C:10:LYS:HD2	1:C:10:LYS:O	2.10	0.51
1:E:194:TRP:O	1:E:197:VAL:HB	2.10	0.51
1:F:42:ILE:HG12	1:F:47:ARG:CZ	2.41	0.51
1:B:40:ASP:OD1	1:B:81:ARG:CB	2.52	0.51
1:F:147:THR:HB	1:F:150:LEU:HD11	1.92	0.51
1:E:48:ALA:HB2	1:E:200:TRP:HE1	1.73	0.51
1:E:137:VAL:O	1:E:158:LEU:HD21	2.11	0.51
1:C:192:GLU:CD	2:C:241:HOH:O	2.39	0.51
1:B:26:SER:HB3	1:B:94:HIS:CD2	2.46	0.51
1:A:105:ALA:O	1:A:106:SER:O	2.29	0.51
1:B:77:LYS:HE2	1:B:77:LYS:C	2.30	0.51
1:A:153:LEU:HD13	1:A:157:GLU:O	2.11	0.51
1:C:81:ARG:NH2	2:C:235:HOH:O	2.44	0.51
1:D:31:SER:N	1:D:32:PRO:CD	2.74	0.51
1:D:88:ARG:HG3	1:D:88:ARG:HH21	1.76	0.51
1:D:17:VAL:HG11	1:D:84:CYS:HB2	1.93	0.51
1:B:20:LYS:HB3	1:B:85:LEU:CD1	2.41	0.51
1:E:137:VAL:HG13	1:E:158:LEU:HD21	1.92	0.51
1:C:40:ASP:OD1	1:C:82:ASN:ND2	2.37	0.51
1:A:183:GLU:HA	1:A:183:GLU:OE2	2.11	0.51
1:C:26:SER:HA	1:C:96:ASN:CG	2.31	0.51
1:D:104:PHE:CD1	1:D:129:LEU:HD11	2.45	0.51
1:A:22:ILE:HD11	1:A:33:TYR:CD2	2.46	0.51
1:F:135:ILE:HD11	1:F:140:LEU:CD2	2.38	0.51
1:F:45:GLY:O	2:F:254:HOH:O	2.18	0.51
1:F:156:ARG:O	1:F:159:ALA:HB3	2.11	0.51
1:B:55:TRP:HA	1:B:72:SER:O	2.10	0.51
1:E:33:TYR:O	1:E:34:LEU:C	2.46	0.51
1:E:104:PHE:HA	1:E:111:PHE:CZ	2.45	0.51
1:F:28:THR:HG22	1:F:29:ASP:H	1.76	0.51
1:B:45:GLY:O	1:B:46:ASN:HB2	2.10	0.51
1:C:59:PHE:CD1	1:C:59:PHE:N	2.78	0.51
1:C:111:PHE:O	1:C:135:ILE:N	2.44	0.50
1:E:59:PHE:H	1:F:98:LYS:NZ	2.08	0.50
1:E:176:LYS:CD	1:E:180:ALA:HB2	2.40	0.50
1:A:102:ARG:HH11	1:F:177:TRP:HE1	1.59	0.50
1:E:56:ASP:N	1:E:72:SER:O	2.26	0.50
1:C:3:SER:HA	2:C:264:HOH:O	2.11	0.50
1:E:22:ILE:CG2	1:E:28:THR:HG21	2.40	0.50
1:B:116:ILE:HG13	1:B:136:ASN:HD22	1.76	0.50

*Continued on next page...*

*Continued from previous page...*

Atom-1	Atom-2	Distance(Å)	Clash(Å)
1:D:42:ILE:HG22	1:D:42:ILE:O	2.12	0.50
1:E:143:GLU:C	1:E:145:ARG:H	2.14	0.50
1:F:111:PHE:O	1:F:134:ALA:CA	2.59	0.50
1:F:82:ASN:O	1:F:83:LEU:HD23	2.10	0.50
1:A:133:ASN:ND2	1:F:115:GLN:CD	2.64	0.50
1:D:169:GLN:OE1	1:D:169:GLN:O	2.28	0.50
1:B:169:GLN:HA	1:B:169:GLN:OE1	2.12	0.50
1:D:187:GLU:HG2	1:D:191:ILE:HD12	1.93	0.50
1:A:191:ILE:HD11	2:A:319:HOH:O	2.11	0.50
1:A:98:LYS:HB3	1:A:102:ARG:CZ	2.41	0.50
1:A:20:LYS:HE2	1:A:33:TYR:CZ	2.45	0.50
1:B:149:VAL:HG21	1:C:204:SER:HA	1.93	0.50
1:C:35:SER:O	1:C:38:ARG:HB3	2.10	0.50
1:D:149:VAL:HG12	2:D:224:HOH:O	2.10	0.50
1:A:66:THR:HG23	1:A:69:SER:CB	2.40	0.50
1:E:11:MSE:HE1	1:E:191:ILE:HG12	1.93	0.50
1:B:109:VAL:O	1:B:133:ASN:HB3	2.12	0.50
1:B:40:ASP:O	1:B:41:SER:C	2.50	0.50
1:E:11:MSE:O	1:E:14:GLY:N	2.39	0.50
1:B:112:VAL:HA	1:B:135:ILE:CG2	2.41	0.50
1:A:114:VAL:O	1:B:107:LYS:HD3	2.11	0.50
1:B:139:LYS:HD3	2:B:243:HOH:O	2.10	0.50
1:C:50:ILE:HG12	1:C:197:VAL:N	2.26	0.50
1:D:22:ILE:CD1	1:D:28:THR:HG21	2.40	0.50
1:C:177:TRP:CZ3	1:C:185:GLN:HG2	2.47	0.50
1:F:4:PHE:HA	1:F:20:LYS:HB2	1.92	0.50
1:D:140:LEU:O	1:D:144:ALA:HB2	2.12	0.50
1:C:94:HIS:HB3	2:C:275:HOH:O	2.10	0.50
1:B:193:GLY:O	1:B:194:TRP:C	2.49	0.50
1:F:77:LYS:HA	1:F:85:LEU:O	2.12	0.50
1:B:156:ARG:HH21	1:B:160:HIS:HB2	1.75	0.50
1:B:176:LYS:HE3	1:B:180:ALA:HA	1.93	0.50
1:D:105:ALA:HB2	1:D:130:VAL:O	2.11	0.50
1:A:11:MSE:N	1:A:15:SER:O	2.41	0.50
1:A:114:VAL:HG11	1:A:155:THR:CA	2.38	0.50
1:D:151:GLU:HG2	1:D:152:PHE:CZ	2.47	0.50
1:B:170:LEU:HD13	1:B:191:ILE:HG21	1.93	0.50
1:D:37:ILE:HG23	1:D:80:THR:HG23	1.93	0.50
1:B:156:ARG:O	1:B:156:ARG:HD3	2.11	0.50
1:F:131:ILE:CG2	1:F:134:ALA:HB2	2.41	0.50
1:D:20:LYS:HG2	1:D:33:TYR:CD1	2.45	0.50
1:F:116:ILE:HG12	1:F:136:ASN:OD1	2.11	0.50

*Continued on next page...*

*Continued from previous page...*

Atom-1	Atom-2	Distance(Å)	Clash(Å)
1:E:169:GLN:HA	1:E:169:GLN:NE2	2.27	0.50
1:A:182:PRO:HD3	2:A:246:HOH:O	2.10	0.50
1:D:58:GLY:HA3	1:D:70:GLY:O	2.11	0.50
1:F:13:ASP:OD2	1:F:14:GLY:N	2.45	0.50
1:C:75:SER:HG	1:C:86:PHE:HE1	1.58	0.50
1:E:9:PHE:HE2	1:E:186:LEU:HG	1.75	0.50
1:D:52:ASP:HB3	1:D:77:LYS:HB3	1.94	0.50
1:C:95:ASP:O	1:C:97:LEU:N	2.45	0.50
1:B:158:LEU:O	1:B:162:VAL:HG23	2.11	0.50
1:C:170:LEU:HD11	1:C:174:GLU:CD	2.31	0.50
1:E:57:VAL:HG12	1:E:58:GLY:N	2.26	0.50
1:F:2:ALA:HB3	2:F:310:HOH:O	2.09	0.50
1:E:124:ARG:NH2	2:E:228:HOH:O	2.43	0.50
1:B:170:LEU:HD22	1:B:195:LEU:HD12	1.94	0.50
1:A:111:PHE:O	1:A:134:ALA:HA	2.10	0.50
1:D:173:ILE:HD13	1:D:184:GLU:O	2.11	0.50
1:D:67:LYS:HG2	1:E:127:HIS:CA	2.42	0.50
1:B:38:ARG:HD2	1:B:108:PHE:HD2	1.75	0.50
1:A:112:VAL:HA	1:A:135:ILE:CG2	2.41	0.50
1:E:136:ASN:C	1:E:136:ASN:ND2	2.64	0.50
1:A:67:LYS:O	2:A:238:HOH:O	2.19	0.50
1:F:170:LEU:HD22	1:F:195:LEU:HD12	1.93	0.50
1:E:77:LYS:HD2	1:E:189:ALA:CB	2.34	0.50
1:E:153:LEU:HD22	1:E:157:GLU:HG3	1.93	0.50
1:A:47:ARG:CD	1:F:157:GLU:HB2	2.41	0.50
1:B:163:LEU:CD2	1:B:202:GLN:HG2	2.42	0.50
1:D:145:ARG:HH11	1:D:206:GLU:CD	2.14	0.50
1:D:152:PHE:CE2	1:E:140:LEU:HD13	2.45	0.50
1:A:57:VAL:HG11	1:B:101:TYR:CB	2.38	0.50
1:C:144:ALA:C	1:C:146:GLY:N	2.61	0.50
1:F:23:ASP:HA	1:F:88:ARG:HB2	1.92	0.50
1:B:46:ASN:HB3	2:B:313:HOH:O	2.12	0.50
1:D:188:ALA:O	1:D:192:GLU:HG3	2.12	0.50
1:F:113:GLY:O	1:F:137:VAL:HG12	2.10	0.50
1:F:171:ASP:HA	1:F:174:GLU:CG	2.42	0.50
1:D:46:ASN:N	1:D:46:ASN:ND2	2.60	0.50
1:D:24:VAL:O	1:D:90:PRO:HD3	2.11	0.50
1:B:10:LYS:HB2	1:B:16:TYR:CE2	2.47	0.50
1:C:38:ARG:HH21	1:C:103:PHE:HD1	1.59	0.50
1:F:169:GLN:OE1	1:F:169:GLN:CA	2.55	0.50
1:A:10:LYS:HB2	1:A:16:TYR:CE2	2.46	0.50
1:F:51:PHE:HA	1:F:77:LYS:O	2.11	0.50

*Continued on next page...*

*Continued from previous page...*

Atom-1	Atom-2	Distance(Å)	Clash(Å)
1:F:7:PRO:HG2	1:F:186:LEU:HD23	1.94	0.50
1:B:101:TYR:CE2	1:B:129:LEU:HB2	2.46	0.50
1:F:50:ILE:HA	1:F:112:VAL:O	2.11	0.50
1:B:114:VAL:HB	2:B:253:HOH:O	2.10	0.50
1:E:89:LEU:HD22	1:E:97:LEU:HD21	1.92	0.50
1:C:176:LYS:HG3	1:C:176:LYS:O	2.12	0.50
1:D:55:TRP:HD1	2:D:214:HOH:O	1.95	0.50
1:B:42:ILE:HG12	1:B:47:ARG:HG2	1.93	0.50
1:D:118:GLU:HA	1:D:118:GLU:OE1	2.11	0.50
1:A:163:LEU:HD11	1:A:198:ASN:HB2	1.94	0.50
1:C:97:LEU:O	1:C:98:LYS:C	2.50	0.50
1:F:37:ILE:CG1	1:F:85:LEU:HD22	2.42	0.50
1:E:30:ILE:HD11	1:E:100:LEU:HB2	1.94	0.50
1:E:156:ARG:O	1:E:156:ARG:HD3	2.12	0.50
1:B:158:LEU:HD12	1:B:162:VAL:HG23	1.94	0.50
1:E:57:VAL:HG11	1:F:101:TYR:HB2	1.92	0.50
2:B:232:HOH:O	1:C:38:ARG:NH1	2.37	0.50
1:C:167:LEU:CD2	1:C:195:LEU:HD11	2.42	0.50
1:E:161:ARG:NH1	2:E:234:HOH:O	2.35	0.50
1:F:66:THR:O	1:F:69:SER:OG	2.22	0.50
1:E:57:VAL:H	1:F:102:ARG:NH1	2.08	0.50
1:C:7:PRO:N	1:C:19:THR:HB	2.27	0.50
1:F:86:PHE:O	1:F:87:LEU:HD23	2.12	0.50
1:C:85:LEU:HG	1:C:87:LEU:HD21	1.94	0.50
1:F:85:LEU:HG	1:F:87:LEU:HD21	1.94	0.50
1:E:73:LEU:HD21	1:E:123:LEU:HD23	1.94	0.50
1:E:170:LEU:O	1:E:173:ILE:HB	2.12	0.50
1:B:142:ALA:HB2	1:B:150:LEU:HB2	1.93	0.50
1:A:178:GLU:HB3	1:B:38:ARG:HH12	1.77	0.50
1:E:96:ASN:HD22	1:E:96:ASN:H	1.58	0.50
1:A:57:VAL:O	1:B:98:LYS:HE2	2.11	0.50
1:C:180:ALA:HB1	1:C:184:GLU:HB3	1.94	0.50
1:E:169:GLN:HA	1:E:169:GLN:HE21	1.76	0.50
1:C:66:THR:OG1	1:C:69:SER:HB3	2.12	0.50
1:F:50:ILE:HG12	1:F:197:VAL:N	2.27	0.50
1:A:42:ILE:HG23	2:A:222:HOH:O	2.11	0.50
1:E:107:LYS:HZ2	1:E:132:ARG:NH2	2.09	0.50
1:F:34:LEU:CD2	1:F:87:LEU:HD11	2.39	0.50
1:F:68:THR:HB	2:F:211:HOH:O	2.11	0.50
1:D:50:ILE:HD13	1:D:197:VAL:HG22	1.94	0.50
1:F:89:LEU:HD22	1:F:97:LEU:HD11	1.94	0.50
1:A:66:THR:HG23	1:A:69:SER:HB3	1.93	0.50

*Continued on next page...*

*Continued from previous page...*

Atom-1	Atom-2	Distance(Å)	Clash(Å)
1:A:42:ILE:HD12	1:F:175:ALA:HA	1.94	0.50
1:E:78:LEU:HD22	1:E:103:PHE:HE1	1.77	0.50
1:E:9:PHE:CE2	1:E:19:THR:HG21	2.47	0.50
1:C:12:THR:HG23	2:C:215:HOH:O	2.11	0.50
1:C:34:LEU:HB3	1:C:103:PHE:CD1	2.47	0.50
1:B:55:TRP:CH2	1:B:123:LEU:HG	2.47	0.50
1:A:20:LYS:HG2	1:A:33:TYR:CE1	2.47	0.50
1:F:80:THR:O	1:F:197:VAL:HG21	2.12	0.50
1:B:4:PHE:CD1	1:B:4:PHE:N	2.78	0.50
1:E:8:LYS:HG2	1:E:16:TYR:CD1	2.46	0.50
1:C:50:ILE:CD1	1:C:112:VAL:HB	2.41	0.50
1:E:93:PHE:CG	1:E:97:LEU:HD12	2.47	0.50
1:D:8:LYS:HD2	1:D:16:TYR:CD2	2.46	0.50
1:F:40:ASP:OD2	1:F:82:ASN:HB2	2.11	0.50
1:C:38:ARG:NH1	2:C:234:HOH:O	2.38	0.50
1:E:81:ARG:HH22	1:E:198:ASN:CG	2.14	0.50
1:E:198:ASN:ND2	2:E:303:HOH:O	2.41	0.50
1:F:156:ARG:NH2	1:F:160:HIS:CG	2.79	0.50
1:B:76:VAL:N	1:B:87:LEU:O	2.42	0.50
1:C:193:GLY:O	1:C:197:VAL:HG23	2.10	0.50
1:F:149:VAL:HG23	1:F:152:PHE:CD2	2.47	0.50
1:D:81:ARG:NH1	1:D:201:ASP:OD1	2.44	0.50
1:B:114:VAL:HB	1:B:155:THR:HG23	1.94	0.50
1:D:41:SER:HA	1:D:45:GLY:HA3	1.94	0.50
1:B:101:TYR:OH	1:B:127:HIS:HB3	2.12	0.50
1:C:180:ALA:HB1	1:C:184:GLU:HB2	1.92	0.50
1:E:50:ILE:HG13	1:E:196:ILE:HG22	1.93	0.50
1:A:168:GLY:O	2:A:263:HOH:O	2.19	0.50
1:F:12:THR:OG1	2:F:288:HOH:O	2.20	0.50
1:A:181:GLY:C	2:A:281:HOH:O	2.49	0.50
1:A:161:ARG:HH11	1:A:161:ARG:CG	2.19	0.50
1:D:143:GLU:C	1:D:145:ARG:H	2.15	0.50
1:F:124:ARG:CG	1:F:124:ARG:HH11	2.25	0.50
1:D:80:THR:O	1:D:81:ARG:C	2.51	0.50
1:C:66:THR:OG1	1:C:69:SER:HB3	2.12	0.50
1:D:115:GLN:HA	1:D:136:ASN:HD21	1.75	0.49
1:C:11:MSE:HE1	1:C:191:ILE:HA	1.94	0.49
1:B:42:ILE:HG23	1:B:47:ARG:NH1	2.26	0.49
1:F:50:ILE:HG13	1:F:196:ILE:HG22	1.94	0.49
1:A:55:TRP:HE3	1:A:72:SER:O	1.93	0.49
1:D:49:VAL:O	1:D:111:PHE:HA	2.11	0.49
1:C:124:ARG:O	1:C:128:GLY:HA2	2.12	0.49

*Continued on next page...*



*Continued from previous page...*

Atom-1	Atom-2	Distance(Å)	Clash(Å)
1:A:76:VAL:HG12	1:A:89:LEU:HD11	1.93	0.49
1:E:114:VAL:O	1:E:115:GLN:HB2	2.11	0.49
1:E:96:ASN:ND2	1:E:96:ASN:H	2.08	0.49
1:A:108:PHE:CE1	1:F:192:GLU:OE2	2.65	0.49
1:E:188:ALA:O	1:E:192:GLU:HG3	2.11	0.49
1:A:177:TRP:HB3	1:B:38:ARG:CZ	2.42	0.49
1:C:79:SER:OG	1:C:193:GLY:HA3	2.12	0.49
1:E:169:GLN:O	1:E:173:ILE:HG13	2.12	0.49
1:A:172:SER:O	1:A:176:LYS:HG2	2.11	0.49
1:F:82:ASN:CB	1:F:83:LEU:HD23	2.42	0.49
1:E:77:LYS:HD2	1:E:189:ALA:CB	2.34	0.49
1:A:178:GLU:H	1:A:178:GLU:CD	2.16	0.49
1:E:137:VAL:HG13	1:E:158:LEU:HD21	1.94	0.49
1:E:135:ILE:HG12	1:E:136:ASN:N	2.27	0.49
1:C:149:VAL:HG22	1:C:149:VAL:O	2.11	0.49
1:F:147:THR:HG22	1:F:149:VAL:HG12	1.94	0.49
2:A:314:HOH:O	1:F:67:LYS:CB	2.41	0.49
1:A:116:ILE:HG13	1:A:120:LEU:CG	2.42	0.49
1:A:135:ILE:HD13	1:F:152:PHE:CG	2.47	0.49
1:F:37:ILE:HG23	1:F:80:THR:HG23	1.93	0.49
1:A:26:SER:HA	2:A:320:HOH:O	2.11	0.49
1:A:173:ILE:HD13	1:A:184:GLU:HB3	1.94	0.49
1:B:42:ILE:HG12	1:B:47:ARG:CZ	2.41	0.49
1:C:47:ARG:HB3	1:C:108:PHE:O	2.12	0.49
1:F:120:LEU:O	2:F:228:HOH:O	2.19	0.49
1:F:107:LYS:HE3	1:F:132:ARG:CZ	2.43	0.49
1:B:102:ARG:O	1:B:104:PHE:N	2.44	0.49
1:B:141:ALA:HA	1:B:203:LEU:CD1	2.42	0.49
1:A:139:LYS:O	1:A:142:ALA:N	2.45	0.49
1:A:41:SER:O	1:A:47:ARG:N	2.37	0.49
1:A:182:PRO:CD	2:A:298:HOH:O	2.59	0.49
1:A:147:THR:HG22	1:A:150:LEU:HG	1.93	0.49
1:C:188:ALA:C	1:C:192:GLU:HG3	2.32	0.49
1:E:55:TRP:NE1	1:E:119:ASP:OD1	2.43	0.49
1:A:31:SER:OG	1:A:32:PRO:HD3	2.10	0.49
1:A:147:THR:HG22	1:A:147:THR:O	2.12	0.49
1:E:36:LEU:HG	2:E:244:HOH:O	2.11	0.49
1:B:137:VAL:O	1:B:141:ALA:N	2.23	0.49
1:A:94:HIS:O	1:A:96:ASN:N	2.45	0.49
1:E:169:GLN:HA	1:E:169:GLN:HE21	1.77	0.49
1:D:174:GLU:HB3	1:E:42:ILE:HD13	1.94	0.49
1:F:194:TRP:O	1:F:197:VAL:HB	2.12	0.49

*Continued on next page...*



*Continued from previous page...*

Atom-1	Atom-2	Distance(Å)	Clash(Å)
1:B:30:ILE:O	1:B:34:LEU:HG	2.12	0.49
1:D:84:CYS:HB2	2:D:225:HOH:O	2.12	0.49
1:F:134:ALA:HB3	2:F:298:HOH:O	2.11	0.49
1:D:55:TRP:NE1	1:E:132:ARG:NH2	2.58	0.49
1:B:59:PHE:CD1	1:C:98:LYS:HE2	2.47	0.49
1:A:105:ALA:HA	1:A:132:ARG:H	1.78	0.49
1:E:4:PHE:HB3	1:E:19:THR:O	2.11	0.49
1:A:66:THR:O	1:A:66:THR:HG23	2.12	0.49
1:F:156:ARG:HH21	1:F:160:HIS:HB2	1.77	0.49
1:C:54:TYR:O	1:C:73:LEU:HD12	2.12	0.49
1:D:80:THR:O	1:D:81:ARG:O	2.30	0.49
1:C:141:ALA:HA	1:C:203:LEU:HD13	1.93	0.49
1:C:98:LYS:HB3	1:C:102:ARG:CZ	2.42	0.49
1:E:56:ASP:HB3	1:E:72:SER:HB2	1.93	0.49
1:D:156:ARG:NH1	1:D:157:GLU:OE1	2.45	0.49
1:E:135:ILE:HD12	1:E:200:TRP:CZ3	2.48	0.49
1:B:160:HIS:CD2	2:B:316:HOH:O	2.65	0.49
1:E:122:LEU:O	1:E:126:ASN:HB2	2.11	0.49
1:E:40:ASP:OD1	1:E:82:ASN:ND2	2.46	0.49
1:F:11:MSE:CG	1:F:17:VAL:HG23	2.42	0.49
1:C:28:THR:O	1:C:96:ASN:OD1	2.30	0.49
1:B:141:ALA:CB	1:B:203:LEU:HD11	2.40	0.49
1:A:67:LYS:O	2:A:236:HOH:O	2.19	0.49
1:F:4:PHE:HE2	1:F:85:LEU:HB2	1.77	0.49
1:B:115:GLN:HG3	1:C:133:ASN:CG	2.32	0.49
1:D:101:TYR:CG	1:D:129:LEU:HG	2.46	0.49
1:A:87:LEU:HD13	1:A:100:LEU:HD22	1.95	0.49
1:C:19:THR:CG2	1:C:186:LEU:HD11	2.43	0.49
1:D:3:SER:O	1:D:20:LYS:HD3	2.12	0.49
1:B:148:LEU:HD11	1:C:143:GLU:HB3	1.94	0.49
1:E:149:VAL:O	1:E:153:LEU:HG	2.11	0.49
1:C:158:LEU:O	1:C:162:VAL:HG23	2.12	0.49
1:F:11:MSE:SE	1:F:194:TRP:CB	3.11	0.49
1:E:156:ARG:HG2	1:E:170:LEU:HD23	1.95	0.49
1:B:83:LEU:HD12	1:B:83:LEU:C	2.33	0.49
1:A:47:ARG:NH1	1:F:171:ASP:OD1	2.45	0.49
1:D:147:THR:O	1:D:150:LEU:HB2	2.12	0.49
1:B:40:ASP:OD2	1:B:44:ASN:HB2	2.13	0.49
1:C:111:PHE:O	1:C:134:ALA:CB	2.59	0.49
1:F:123:LEU:CD1	1:F:131:ILE:HD11	2.42	0.49
1:F:22:ILE:HD11	1:F:33:TYR:CD2	2.47	0.49
1:E:10:LYS:HB2	1:E:16:TYR:CE1	2.47	0.49

*Continued on next page...*

*Continued from previous page...*

Atom-1	Atom-2	Distance(Å)	Clash(Å)
1:C:160:HIS:O	1:C:164:TRP:HA	2.13	0.49
1:A:201:ASP:OD1	2:A:252:HOH:O	2.18	0.49
1:C:191:ILE:CG2	2:C:288:HOH:O	2.57	0.49
1:A:85:LEU:HD21	1:A:87:LEU:HD21	1.94	0.49
1:E:45:GLY:O	1:E:46:ASN:HB2	2.12	0.49
1:C:54:TYR:N	1:C:54:TYR:CD1	2.80	0.49
1:E:2:ALA:CA	2:E:299:HOH:O	2.60	0.49
1:E:116:ILE:HG22	1:F:107:LYS:NZ	2.26	0.49
1:B:157:GLU:O	1:B:160:HIS:HB3	2.12	0.49
1:E:148:LEU:HG	2:E:260:HOH:O	2.12	0.49
1:A:51:PHE:CD1	1:A:51:PHE:C	2.86	0.49
1:A:98:LYS:HE3	1:A:101:TYR:CE1	2.48	0.49
1:E:66:THR:C	1:E:67:LYS:HD2	2.32	0.49
1:E:59:PHE:CA	1:E:67:LYS:HG3	2.42	0.49
1:A:8:LYS:HA	1:A:18:GLN:HA	1.95	0.49
1:E:98:LYS:HB3	1:E:102:ARG:CZ	2.43	0.49
1:E:50:ILE:CG2	1:E:196:ILE:HB	2.40	0.49
1:B:56:ASP:HB3	1:B:72:SER:HB2	1.93	0.49
1:C:82:ASN:O	1:C:83:LEU:HD23	2.12	0.49
1:D:135:ILE:HD13	1:D:200:TRP:CZ3	2.47	0.49
1:C:157:GLU:O	1:C:160:HIS:HB3	2.12	0.49
1:E:19:THR:OG1	2:E:274:HOH:O	2.18	0.49
1:A:143:GLU:HB2	1:F:148:LEU:HD13	1.93	0.49
1:E:152:PHE:CG	1:F:135:ILE:HD12	2.47	0.49
1:C:22:ILE:HD12	1:C:23:ASP:N	2.27	0.49
1:B:47:ARG:NE	2:B:213:HOH:O	2.38	0.49
1:E:10:LYS:HB2	1:E:16:TYR:CZ	2.47	0.49
1:B:94:HIS:N	2:B:234:HOH:O	2.24	0.49
1:C:3:SER:O	1:C:33:TYR:HE1	1.95	0.49
1:D:137:VAL:HG23	1:D:140:LEU:HD23	1.93	0.49
2:A:318:HOH:O	1:B:102:ARG:HD3	2.12	0.49
1:D:66:THR:HG22	1:D:68:THR:H	1.76	0.49
1:E:156:ARG:HG3	1:F:47:ARG:HH11	1.72	0.49
1:C:112:VAL:HG11	1:C:200:TRP:HB2	1.95	0.49
1:B:77:LYS:HD3	1:B:189:ALA:HB1	1.93	0.49
1:A:161:ARG:O	1:A:164:TRP:NE1	2.46	0.49
1:D:81:ARG:CZ	1:D:198:ASN:HD21	2.25	0.49
1:A:148:LEU:HB3	1:B:140:LEU:HD11	1.95	0.49
1:B:123:LEU:HB3	1:B:129:LEU:HB3	1.94	0.49
1:C:59:PHE:HE1	1:D:98:LYS:HE3	1.77	0.49
1:E:155:THR:CG2	1:E:192:GLU:HB3	2.43	0.49
1:F:22:ILE:O	1:F:24:VAL:N	2.42	0.49

*Continued on next page...*

*Continued from previous page...*

Atom-1	Atom-2	Distance(Å)	Clash(Å)
1:B:34:LEU:CD1	1:B:103:PHE:HB2	2.37	0.49
1:A:98:LYS:NZ	1:F:58:GLY:HA2	2.28	0.49
1:C:10:LYS:HE3	1:C:10:LYS:N	2.16	0.49
1:C:131:ILE:HG22	1:C:134:ALA:HB2	1.94	0.49
1:F:114:VAL:HG12	1:F:115:GLN:HG2	1.95	0.49
1:A:85:LEU:HD11	1:A:87:LEU:HD21	1.94	0.49
1:B:158:LEU:O	1:B:159:ALA:C	2.50	0.49
1:A:21:THR:HA	1:A:86:PHE:O	2.13	0.49
1:E:39:GLU:O	1:E:43:LEU:HG	2.12	0.49
1:A:70:GLY:HA3	2:A:236:HOH:O	2.11	0.49
1:E:41:SER:OG	1:E:48:ALA:N	2.44	0.49
1:B:54:TYR:HD1	1:B:75:SER:CB	2.25	0.49
1:D:78:LEU:HD12	1:D:85:LEU:HD23	1.94	0.49
1:A:71:TRP:CH2	1:B:130:VAL:HB	2.47	0.49
1:A:66:THR:OG1	1:A:69:SER:HB3	2.13	0.49
1:D:46:ASN:OD1	1:D:201:ASP:OD2	2.30	0.49
1:A:132:ARG:NH2	1:F:119:ASP:CG	2.59	0.49
1:C:94:HIS:CD2	2:C:261:HOH:O	2.65	0.49
1:B:113:GLY:HA3	1:B:116:ILE:CG2	2.42	0.49
1:E:96:ASN:H	1:E:96:ASN:ND2	2.11	0.49
1:D:54:TYR:HB2	1:D:75:SER:OG	2.13	0.49
1:D:10:LYS:HZ1	1:D:14:GLY:HA2	1.77	0.49
1:B:55:TRP:HH2	1:B:123:LEU:HG	1.74	0.49
1:C:161:ARG:CZ	1:D:205:ASP:OD1	2.61	0.49
1:D:103:PHE:O	1:D:111:PHE:CZ	2.66	0.49
1:B:68:THR:O	1:B:71:TRP:N	2.44	0.49
1:C:4:PHE:CZ	1:C:37:ILE:HD11	2.47	0.49
1:D:67:LYS:HG2	1:E:125:GLU:C	2.31	0.49
1:A:51:PHE:CD2	1:A:111:PHE:HB3	2.48	0.49
1:F:107:LYS:HB2	1:F:107:LYS:NZ	2.26	0.49
1:B:31:SER:HB2	1:B:32:PRO:HD3	1.94	0.49
1:E:57:VAL:CG1	1:E:58:GLY:N	2.75	0.49
1:A:99:ASP:OD1	1:A:102:ARG:NH1	2.37	0.49
1:F:18:GLN:CA	1:F:18:GLN:HE21	2.25	0.49
1:E:95:ASP:C	1:E:97:LEU:N	2.65	0.49
1:B:170:LEU:HD13	1:B:191:ILE:HB	1.95	0.49
1:C:193:GLY:O	1:C:197:VAL:HG23	2.13	0.49
1:C:154:GLY:HA3	1:D:107:LYS:O	2.13	0.49
1:E:169:GLN:HA	1:E:169:GLN:NE2	2.27	0.49
1:F:47:ARG:HG2	1:F:108:PHE:O	2.12	0.49
1:C:160:HIS:CE1	2:C:230:HOH:O	2.64	0.49
1:C:50:ILE:O	1:C:79:SER:N	2.44	0.49

*Continued on next page...*

*Continued from previous page...*

Atom-1	Atom-2	Distance(Å)	Clash(Å)
1:C:56:ASP:O	1:C:57:VAL:C	2.51	0.49
1:B:81:ARG:CA	1:B:81:ARG:HH11	2.25	0.49
1:D:57:VAL:O	1:E:98:LYS:HE2	2.13	0.49
1:A:148:LEU:HG	2:A:267:HOH:O	2.12	0.49
1:B:176:LYS:HG3	1:B:176:LYS:O	2.13	0.49
1:B:54:TYR:N	1:B:54:TYR:CD1	2.81	0.49
1:E:203:LEU:HD23	1:E:206:GLU:OE2	2.13	0.49
1:E:57:VAL:HG11	1:F:101:TYR:CB	2.43	0.49
1:F:81:ARG:HA	1:F:197:VAL:HG11	1.95	0.49
1:B:69:SER:HA	1:B:126:ASN:OD1	2.13	0.49
1:B:155:THR:HG22	1:B:196:ILE:CG1	2.42	0.49
1:B:196:ILE:HA	1:B:199:VAL:HB	1.94	0.49
1:D:116:ILE:HD12	1:D:116:ILE:C	2.33	0.49
1:F:159:ALA:CB	1:F:195:LEU:HD13	2.43	0.49
1:B:156:ARG:NH1	1:B:171:ASP:OD1	2.45	0.49
1:C:4:PHE:CE1	1:C:33:TYR:HD1	2.31	0.49
1:E:16:TYR:O	1:E:18:GLN:NE2	2.41	0.49
1:E:77:LYS:NZ	2:E:237:HOH:O	2.33	0.49
1:A:202:GLN:CG	2:A:260:HOH:O	2.60	0.49
1:E:174:GLU:OE1	1:F:47:ARG:NH1	2.39	0.49
1:B:46:ASN:CG	2:B:313:HOH:O	2.51	0.49
1:A:38:ARG:HG2	1:A:38:ARG:O	2.12	0.49
1:C:122:LEU:O	1:C:126:ASN:HB2	2.12	0.49
1:A:74:SER:O	1:A:89:LEU:N	2.42	0.49
1:B:94:HIS:CB	2:B:234:HOH:O	2.59	0.49
1:C:57:VAL:HG22	2:C:263:HOH:O	2.13	0.49
1:D:162:VAL:HG12	1:D:163:LEU:HD23	1.95	0.49
1:A:108:PHE:HE1	1:F:192:GLU:OE2	1.95	0.49
1:D:94:HIS:CE1	2:D:303:HOH:O	2.64	0.49
1:F:171:ASP:O	1:F:172:SER:C	2.51	0.49
1:F:170:LEU:HD21	1:F:192:GLU:OE2	2.13	0.49
1:F:116:ILE:CA	1:F:119:ASP:HB2	2.43	0.49
1:E:4:PHE:O	1:E:18:GLN:HG2	2.13	0.49
1:A:19:THR:HG22	1:A:84:CYS:HB3	1.95	0.49
1:E:112:VAL:HA	1:E:135:ILE:HG23	1.95	0.49
1:A:66:THR:HG23	1:A:69:SER:CB	2.31	0.49
1:B:129:LEU:O	1:B:129:LEU:CD2	2.61	0.49
1:F:107:LYS:HE3	1:F:132:ARG:CZ	2.42	0.49
1:F:136:ASN:HD22	1:F:139:LYS:HD2	1.78	0.48
1:B:160:HIS:CD2	1:B:161:ARG:HD2	2.48	0.48
1:F:141:ALA:O	1:F:145:ARG:HB2	2.12	0.48
1:F:93:PHE:HB3	1:F:97:LEU:HD12	1.94	0.48

*Continued on next page...*

*Continued from previous page...*

Atom-1	Atom-2	Distance(Å)	Clash(Å)
1:A:10:LYS:HB2	1:A:16:TYR:CE2	2.48	0.48
1:C:175:ALA:HB1	1:D:43:LEU:CG	2.39	0.48
1:A:12:THR:CG2	1:A:166:ASP:O	2.58	0.48
1:F:50:ILE:CD1	1:F:197:VAL:HA	2.42	0.48
1:E:156:ARG:HG3	1:F:47:ARG:NH1	2.28	0.48
1:B:56:ASP:OD2	1:B:56:ASP:C	2.50	0.48
1:B:54:TYR:O	1:B:74:SER:N	2.45	0.48
1:E:59:PHE:H	1:F:98:LYS:HE3	1.77	0.48
1:C:162:VAL:C	1:C:163:LEU:HD23	2.33	0.48
1:D:54:TYR:O	1:D:74:SER:N	2.38	0.48
1:C:19:THR:HG23	1:C:84:CYS:O	2.13	0.48
1:D:50:ILE:HA	1:D:112:VAL:O	2.12	0.48
1:A:141:ALA:HB2	1:A:203:LEU:HD11	1.94	0.48
1:A:188:ALA:O	1:A:192:GLU:N	2.46	0.48
1:C:135:ILE:HD12	1:C:136:ASN:H	1.77	0.48
1:F:98:LYS:HB3	1:F:102:ARG:HH22	1.77	0.48
1:C:201:ASP:HA	1:C:204:SER:HB3	1.95	0.48
1:B:34:LEU:HD22	1:B:103:PHE:CG	2.48	0.48
1:C:55:TRP:CD1	1:C:119:ASP:OD1	2.66	0.48
1:C:119:ASP:OD2	1:D:132:ARG:NH1	2.44	0.48
1:D:11:MSE:SE	2:D:266:HOH:O	2.80	0.48
1:F:184:GLU:HG3	2:F:304:HOH:O	2.12	0.48
1:E:123:LEU:HD22	1:E:129:LEU:CB	2.43	0.48
1:D:67:LYS:HB3	1:E:127:HIS:O	2.13	0.48
1:A:19:THR:HG22	1:A:84:CYS:HB3	1.95	0.48
1:F:141:ALA:C	1:F:150:LEU:HD12	2.34	0.48
1:B:46:ASN:CG	2:B:287:HOH:O	2.51	0.48
1:F:24:VAL:HG11	1:F:97:LEU:CD1	2.43	0.48
1:F:90:PRO:HG2	1:F:92:PRO:O	2.13	0.48
1:B:39:GLU:O	1:B:43:LEU:HB2	2.12	0.48
1:C:97:LEU:O	1:C:98:LYS:C	2.52	0.48
1:F:170:LEU:N	2:F:251:HOH:O	2.30	0.48
1:E:10:LYS:HB2	1:E:16:TYR:CE1	2.48	0.48
1:E:195:LEU:O	1:E:198:ASN:N	2.47	0.48
1:F:40:ASP:CG	1:F:83:LEU:HD21	2.33	0.48
1:E:59:PHE:CE2	1:F:98:LYS:HG3	2.48	0.48
1:D:34:LEU:CD1	1:D:99:ASP:HB3	2.43	0.48
1:E:179:LYS:NZ	2:E:302:HOH:O	2.45	0.48
1:D:143:GLU:O	1:D:145:ARG:N	2.46	0.48
1:F:42:ILE:HA	1:F:47:ARG:HG3	1.95	0.48
1:E:99:ASP:OD2	1:E:102:ARG:NH2	2.46	0.48
1:A:4:PHE:HE1	1:A:36:LEU:HD12	1.78	0.48

*Continued on next page...*

*Continued from previous page...*

Atom-1	Atom-2	Distance(Å)	Clash(Å)
1:A:5:ASP:N	1:A:5:ASP:OD1	2.44	0.48
1:B:80:THR:O	2:B:250:HOH:O	2.19	0.48
1:D:24:VAL:O	1:D:90:PRO:HD3	2.13	0.48
1:D:36:LEU:O	1:D:39:GLU:HB3	2.13	0.48
1:F:7:PRO:O	1:F:19:THR:HB	2.13	0.48
1:B:145:ARG:NH2	1:B:162:VAL:HA	2.29	0.48
1:F:113:GLY:CA	1:F:116:ILE:HD13	2.44	0.48
1:E:9:PHE:O	1:E:16:TYR:HA	2.14	0.48
1:F:132:ARG:NH1	2:F:209:HOH:O	2.46	0.48
1:C:161:ARG:NH1	1:C:161:ARG:CG	2.65	0.48
1:A:107:LYS:HE2	1:F:115:GLN:O	2.13	0.48
1:E:57:VAL:HG12	1:E:58:GLY:N	2.27	0.48
1:F:31:SER:CB	1:F:32:PRO:HD3	2.39	0.48
1:C:139:LYS:CE	1:C:143:GLU:HB2	2.43	0.48
1:F:42:ILE:HG12	1:F:47:ARG:CD	2.44	0.48
1:D:131:ILE:HG21	1:D:134:ALA:HB2	1.95	0.48
1:A:89:LEU:HB3	1:A:93:PHE:HE1	1.79	0.48
1:E:66:THR:O	1:E:69:SER:OG	2.10	0.48
2:A:320:HOH:O	1:B:102:ARG:HD3	2.13	0.48
1:E:20:LYS:O	1:E:85:LEU:HD12	2.13	0.48
1:B:193:GLY:O	1:B:196:ILE:N	2.45	0.48
1:B:58:GLY:O	1:B:59:PHE:HD2	1.95	0.48
1:B:23:ASP:OD1	1:B:88:ARG:HD2	2.13	0.48
1:A:160:HIS:HA	2:A:229:HOH:O	2.13	0.48
1:F:141:ALA:HB2	1:F:203:LEU:HD11	1.93	0.48
1:E:26:SER:O	1:E:96:ASN:OD1	2.30	0.48
1:A:73:LEU:H	1:A:127:HIS:CD2	2.23	0.48
1:C:115:GLN:HE22	1:C:152:PHE:CA	2.17	0.48
1:B:8:LYS:O	1:B:8:LYS:CG	2.61	0.48
1:F:7:PRO:HD2	1:F:19:THR:CG2	2.41	0.48
1:F:9:PHE:O	1:F:16:TYR:HA	2.13	0.48
1:B:81:ARG:NH1	1:B:81:ARG:CB	2.77	0.48
1:B:116:ILE:HD11	1:B:136:ASN:HB2	1.94	0.48
1:C:25:GLY:O	1:C:27:SER:N	2.46	0.48
1:C:34:LEU:HB3	1:C:103:PHE:CE1	2.48	0.48
1:F:56:ASP:HB2	1:F:72:SER:OG	2.14	0.48
1:B:174:GLU:OE1	1:B:192:GLU:OE2	2.30	0.48
1:A:37:ILE:HG23	1:A:80:THR:CG2	2.35	0.48
1:D:193:GLY:O	1:D:197:VAL:HG23	2.13	0.48
1:A:135:ILE:HD12	1:A:136:ASN:H	1.72	0.48
1:D:157:GLU:O	1:D:160:HIS:HB3	2.13	0.48
1:B:33:TYR:HB3	1:B:85:LEU:HD13	1.95	0.48

*Continued on next page...*

*Continued from previous page...*

Atom-1	Atom-2	Distance(Å)	Clash(Å)
1:A:116:ILE:CD1	1:A:120:LEU:HD11	2.38	0.48
1:A:95:ASP:HA	1:F:59:PHE:HD1	1.78	0.48
1:A:58:GLY:CA	1:A:71:TRP:CD1	2.97	0.48
1:E:4:PHE:CZ	1:E:85:LEU:HB2	2.49	0.48
1:B:8:LYS:O	1:B:8:LYS:HG2	2.14	0.48
1:E:104:PHE:O	1:E:131:ILE:HG23	2.13	0.48
1:A:47:ARG:HG3	1:F:157:GLU:HB2	1.95	0.48
1:B:118:GLU:HB3	1:C:130:VAL:HG11	1.94	0.48
1:A:162:VAL:HG12	1:A:162:VAL:O	2.12	0.48
1:A:55:TRP:CH2	1:A:122:LEU:HB3	2.47	0.48
1:C:98:LYS:HB3	1:C:102:ARG:HH12	1.78	0.48
1:C:114:VAL:HB	2:C:232:HOH:O	2.14	0.48
1:A:101:TYR:HB3	1:F:57:VAL:HG11	1.95	0.48
1:F:114:VAL:HG22	1:F:137:VAL:HG11	1.95	0.48
1:B:161:ARG:HH22	1:C:205:ASP:HA	1.79	0.48
1:D:82:ASN:C	1:D:83:LEU:HG	2.33	0.48
1:B:150:LEU:HD21	1:B:161:ARG:HB3	1.94	0.48
1:F:206:GLU:CB	2:F:259:HOH:O	2.61	0.48
1:B:195:LEU:O	1:B:199:VAL:HG23	2.13	0.48
1:B:133:ASN:ND2	2:B:209:HOH:O	2.45	0.48
1:B:96:ASN:HD22	1:B:96:ASN:H	1.61	0.48
1:B:107:LYS:HE3	1:B:132:ARG:CZ	2.44	0.48
1:B:54:TYR:H	1:B:73:LEU:HD12	1.79	0.48
1:D:55:TRP:HB3	1:D:72:SER:O	2.13	0.48
1:C:56:ASP:HB3	1:C:72:SER:OG	2.14	0.48
1:C:45:GLY:O	1:C:46:ASN:HB2	2.13	0.48
1:C:124:ARG:HD2	1:C:130:VAL:HG21	1.95	0.48
1:E:147:THR:CG2	1:E:150:LEU:HG	2.44	0.48
1:F:112:VAL:HG13	1:F:135:ILE:CG2	2.43	0.48
1:E:34:LEU:HD11	1:E:100:LEU:CD1	2.44	0.48
1:E:66:THR:HG22	1:E:66:THR:O	2.14	0.48
1:F:183:GLU:HB2	2:F:272:HOH:O	2.13	0.48
1:C:191:ILE:HD11	2:C:304:HOH:O	2.13	0.48
1:C:148:LEU:CD1	1:D:144:ALA:HB2	2.43	0.48
1:A:202:GLN:HG2	2:A:260:HOH:O	2.13	0.48
1:A:102:ARG:HA	2:A:321:HOH:O	2.12	0.48
1:E:176:LYS:HE2	1:E:180:ALA:HB2	1.95	0.48
1:E:160:HIS:HB2	1:E:167:LEU:CD1	2.43	0.48
1:D:162:VAL:HG12	1:D:163:LEU:HD23	1.96	0.48
1:F:93:PHE:HB3	1:F:97:LEU:HD13	1.94	0.48
1:C:34:LEU:HB3	1:C:103:PHE:CE1	2.48	0.48
1:C:10:LYS:O	1:C:11:MSE:HE2	2.13	0.48

*Continued on next page...*



*Continued from previous page...*

Atom-1	Atom-2	Distance(Å)	Clash(Å)
1:D:81:ARG:NH1	1:D:197:VAL:HG11	2.28	0.48
1:A:193:GLY:O	1:A:194:TRP:C	2.52	0.48
1:C:151:GLU:HG2	2:C:256:HOH:O	2.14	0.48
1:E:135:ILE:HD11	1:E:140:LEU:HB2	1.96	0.48
1:B:13:ASP:OD2	1:B:15:SER:CB	2.61	0.48
1:D:178:GLU:HG3	1:E:35:SER:OG	2.12	0.48
1:E:30:ILE:HG12	2:E:233:HOH:O	2.12	0.48
1:D:67:LYS:HG2	1:E:126:ASN:O	2.13	0.48
1:F:39:GLU:O	1:F:43:LEU:HG	2.13	0.48
1:F:162:VAL:O	1:F:163:LEU:HD23	2.13	0.48
1:F:54:TYR:CD1	1:F:54:TYR:N	2.81	0.48
1:B:93:PHE:CB	1:B:97:LEU:HD12	2.44	0.48
1:C:183:GLU:HG2	1:C:184:GLU:N	2.29	0.48
1:C:96:ASN:N	1:C:96:ASN:HD22	2.12	0.48
1:F:204:SER:O	1:F:204:SER:OG	2.27	0.48
1:E:57:VAL:HG12	1:E:58:GLY:N	2.29	0.48
1:B:57:VAL:HG12	1:C:98:LYS:HZ3	1.77	0.48
1:E:79:SER:HB2	1:E:83:LEU:O	2.14	0.48
1:B:153:LEU:HD13	1:B:157:GLU:CB	2.44	0.48
1:E:157:GLU:OE2	1:E:161:ARG:HG2	2.13	0.48
1:F:21:THR:C	1:F:22:ILE:HG13	2.33	0.48
1:D:11:MSE:HA	1:D:11:MSE:HE2	1.94	0.48
1:D:6:GLY:HA3	2:D:265:HOH:O	2.12	0.48
1:E:119:ASP:OD1	1:F:132:ARG:CD	2.62	0.48
1:A:186:LEU:O	1:A:190:ALA:N	2.32	0.48
1:A:11:MSE:HA	1:A:11:MSE:HE2	1.95	0.48
1:C:95:ASP:O	1:C:98:LYS:HG2	2.13	0.48
1:B:30:ILE:O	1:B:34:LEU:N	2.39	0.48
1:A:9:PHE:HZ	1:A:183:GLU:HG2	1.78	0.48
1:A:186:LEU:HD23	1:A:187:GLU:N	2.29	0.48
1:F:173:ILE:CG2	1:F:188:ALA:HB2	2.44	0.48
1:B:162:VAL:HG11	1:B:199:VAL:HG13	1.95	0.48
1:C:50:ILE:CG1	1:C:112:VAL:HB	2.44	0.48
1:D:110:THR:HA	1:D:133:ASN:HD21	1.79	0.48
1:E:148:LEU:O	1:E:150:LEU:N	2.47	0.48
1:E:97:LEU:HA	1:E:97:LEU:HD23	1.72	0.48
1:D:30:ILE:CD1	1:D:34:LEU:HD11	2.44	0.48
1:D:206:GLU:C	2:D:225:HOH:O	2.52	0.48
1:C:85:LEU:HD11	1:C:87:LEU:HD21	1.96	0.48
1:D:52:ASP:CB	1:D:77:LYS:HB3	2.43	0.48
1:B:68:THR:HG23	1:C:124:ARG:HG3	1.95	0.48
1:C:26:SER:HB3	1:C:94:HIS:HB3	1.96	0.48

*Continued on next page...*



*Continued from previous page...*

Atom-1	Atom-2	Distance(Å)	Clash(Å)
1:A:66:THR:HG23	1:A:69:SER:N	2.29	0.48
1:E:58:GLY:HA3	1:E:70:GLY:C	2.33	0.48
1:B:71:TRP:HB2	1:B:126:ASN:HD21	1.79	0.48
1:C:145:ARG:NH2	1:C:162:VAL:O	2.47	0.48
1:E:42:ILE:O	2:E:249:HOH:O	2.20	0.48
1:C:10:LYS:HG2	1:C:11:MSE:N	2.28	0.48
1:C:11:MSE:SE	1:C:194:TRP:CD2	3.17	0.48
1:B:173:ILE:HA	1:B:176:LYS:HE2	1.95	0.48
1:C:10:LYS:HA	1:C:16:TYR:HD2	1.77	0.48
1:D:141:ALA:HB1	1:D:150:LEU:HD13	1.96	0.48
1:F:29:ASP:OD2	1:F:32:PRO:HD3	2.14	0.48
1:A:77:LYS:O	1:A:78:LEU:HD23	2.14	0.48
1:E:199:VAL:O	1:E:203:LEU:HG	2.13	0.48
1:A:160:HIS:HB2	1:A:167:LEU:CD1	2.44	0.48
1:A:132:ARG:NH1	2:A:291:HOH:O	2.47	0.48
1:A:23:ASP:HA	1:A:88:ARG:HB2	1.95	0.48
1:A:114:VAL:HG12	1:A:115:GLN:HG2	1.96	0.48
1:F:11:MSE:C	1:F:13:ASP:H	2.17	0.48
1:F:34:LEU:HD22	1:F:103:PHE:CG	2.49	0.48
1:D:161:ARG:NH1	1:E:204:SER:O	2.47	0.48
1:E:104:PHE:CD2	1:E:131:ILE:HG12	2.49	0.48
1:F:76:VAL:CG1	1:F:77:LYS:N	2.77	0.48
1:C:77:LYS:CD	1:C:189:ALA:O	2.62	0.47
1:E:4:PHE:HE1	1:E:84:CYS:C	2.16	0.47
1:B:141:ALA:HB1	1:B:150:LEU:HD13	1.95	0.47
1:F:139:LYS:NZ	1:F:143:GLU:HB2	2.29	0.47
1:D:198:ASN:OD1	2:D:291:HOH:O	2.20	0.47
1:B:112:VAL:HG13	1:B:135:ILE:HG23	1.96	0.47
1:A:135:ILE:HD12	2:A:234:HOH:O	2.13	0.47
1:A:153:LEU:HD11	1:A:161:ARG:HG3	1.95	0.47
1:C:84:CYS:SG	1:C:190:ALA:HA	2.54	0.47
1:F:57:VAL:HG13	1:F:71:TRP:CE2	2.49	0.47
1:A:142:ALA:HA	1:A:150:LEU:HB2	1.95	0.47
1:D:149:VAL:O	1:D:151:GLU:N	2.47	0.47
1:E:57:VAL:HG13	1:E:71:TRP:CE2	2.49	0.47
1:E:97:LEU:HD23	1:E:97:LEU:HA	1.69	0.47
1:B:174:GLU:HB3	1:C:108:PHE:CE1	2.48	0.47
1:E:143:GLU:C	1:E:145:ARG:N	2.67	0.47
1:B:110:THR:HA	1:B:133:ASN:HD21	1.75	0.47
1:F:12:THR:C	1:F:14:GLY:H	2.17	0.47
1:A:81:ARG:NH2	1:A:201:ASP:OD2	2.38	0.47
1:B:78:LEU:HD21	1:B:104:PHE:CZ	2.49	0.47

*Continued on next page...*

*Continued from previous page...*

Atom-1	Atom-2	Distance(Å)	Clash(Å)
1:C:181:GLY:HA3	1:C:183:GLU:OE2	2.13	0.47
1:B:46:ASN:CB	2:B:313:HOH:O	2.62	0.47
1:F:9:PHE:CE1	1:F:187:GLU:HB2	2.48	0.47
1:F:160:HIS:HB2	1:F:167:LEU:CD1	2.44	0.47
1:D:77:LYS:HD3	1:D:189:ALA:HB1	1.96	0.47
1:D:85:LEU:HD21	1:D:87:LEU:HD21	1.96	0.47
1:B:50:ILE:HG13	1:B:112:VAL:HB	1.96	0.47
1:D:126:ASN:N	1:D:126:ASN:HD22	2.12	0.47
1:D:178:GLU:HG2	1:D:179:LYS:HG3	1.95	0.47
1:C:188:ALA:O	1:C:192:GLU:HG3	2.14	0.47
1:D:34:LEU:HB3	1:D:103:PHE:CE1	2.50	0.47
1:F:29:ASP:OD2	1:F:31:SER:HB2	2.14	0.47
1:C:79:SER:OG	1:C:197:VAL:CG2	2.62	0.47
1:C:94:HIS:C	1:C:96:ASN:H	2.17	0.47
1:B:110:THR:HG22	1:B:112:VAL:HG23	1.95	0.47
1:A:68:THR:HG23	1:B:128:GLY:HA2	1.95	0.47
1:D:137:VAL:HG13	1:D:158:LEU:HD21	1.95	0.47
1:D:102:ARG:NH2	1:D:102:ARG:HG3	2.27	0.47
1:D:118:GLU:OE1	1:E:124:ARG:NH2	2.47	0.47
1:A:112:VAL:HA	1:A:135:ILE:CG2	2.43	0.47
1:F:186:LEU:O	1:F:189:ALA:HB3	2.14	0.47
1:C:19:THR:HG22	1:C:20:LYS:H	1.80	0.47
1:B:37:ILE:HG23	1:B:80:THR:HG23	1.97	0.47
1:A:2:ALA:HB1	1:A:33:TYR:CE1	2.50	0.47
1:D:81:ARG:NH1	1:D:198:ASN:HD21	2.12	0.47
1:A:79:SER:HB3	1:A:84:CYS:SG	2.54	0.47
1:A:173:ILE:HD13	1:A:184:GLU:O	2.14	0.47
1:F:159:ALA:CB	1:F:195:LEU:HD13	2.44	0.47
1:E:11:MSE:HG3	1:E:194:TRP:CE2	2.49	0.47
1:E:157:GLU:CB	2:E:249:HOH:O	2.62	0.47
1:E:159:ALA:CB	1:E:195:LEU:HB3	2.44	0.47
1:D:24:VAL:O	1:D:90:PRO:HD3	2.14	0.47
1:D:18:GLN:HB2	1:D:83:LEU:CD2	2.45	0.47
1:D:45:GLY:O	1:D:46:ASN:HB2	2.14	0.47
1:A:67:LYS:HB2	2:A:322:HOH:O	2.14	0.47
1:E:163:LEU:CD2	1:E:202:GLN:HE21	2.27	0.47
1:B:105:ALA:HB1	1:B:132:ARG:HG3	1.97	0.47
1:C:139:LYS:HG3	2:C:264:HOH:O	2.13	0.47
1:A:56:ASP:OD1	1:A:91:LYS:CE	2.62	0.47
1:A:47:ARG:NH2	1:A:108:PHE:O	2.46	0.47
1:F:50:ILE:HD12	1:F:50:ILE:N	2.29	0.47
1:A:110:THR:HA	1:A:133:ASN:CG	2.33	0.47

*Continued on next page...*

*Continued from previous page...*

Atom-1	Atom-2	Distance(Å)	Clash(Å)
1:A:123:LEU:HB2	2:A:218:HOH:O	2.15	0.47
1:A:162:VAL:O	1:A:162:VAL:HG12	2.13	0.47
1:F:17:VAL:HG13	1:F:83:LEU:CA	2.22	0.47
1:B:96:ASN:ND2	1:B:96:ASN:N	2.51	0.47
1:E:67:LYS:HB3	1:F:127:HIS:O	2.15	0.47
1:F:25:GLY:HA2	2:F:281:HOH:O	2.13	0.47
1:A:38:ARG:HG2	1:A:42:ILE:HD12	1.96	0.47
1:D:198:ASN:ND2	1:D:198:ASN:N	2.63	0.47
1:A:100:LEU:O	1:A:104:PHE:HB2	2.15	0.47
1:C:94:HIS:HB2	1:C:96:ASN:ND2	2.29	0.47
1:B:163:LEU:HD21	1:B:199:VAL:HA	1.96	0.47
1:D:2:ALA:HB1	1:D:33:TYR:CZ	2.49	0.47
1:D:140:LEU:HG	1:D:203:LEU:CD1	2.26	0.47
1:B:118:GLU:O	1:B:119:ASP:C	2.52	0.47
1:B:76:VAL:HG21	1:B:100:LEU:HD21	1.96	0.47
1:F:151:GLU:HG2	1:F:152:PHE:CE1	2.50	0.47
1:C:176:LYS:HG3	1:C:176:LYS:O	2.15	0.47
1:A:113:GLY:O	1:A:137:VAL:N	2.41	0.47
1:F:24:VAL:O	1:F:90:PRO:HD3	2.14	0.47
1:A:155:THR:HG22	1:A:196:ILE:HD11	1.95	0.47
1:A:39:GLU:OE2	2:A:251:HOH:O	2.20	0.47
1:B:176:LYS:HE2	1:B:179:LYS:HB2	1.95	0.47
1:F:28:THR:CG2	1:F:29:ASP:N	2.76	0.47
1:B:156:ARG:NH2	2:B:236:HOH:O	2.47	0.47
1:C:53:VAL:HG12	1:C:76:VAL:HG22	1.97	0.47
1:C:124:ARG:NH1	1:C:124:ARG:HG3	2.26	0.47
1:D:157:GLU:HA	1:D:157:GLU:OE1	2.15	0.47
1:B:177:TRP:CD2	1:C:108:PHE:HZ	2.33	0.47
1:B:113:GLY:O	1:B:137:VAL:HG12	2.14	0.47
1:E:26:SER:HA	1:E:94:HIS:CD2	2.49	0.47
1:D:31:SER:N	1:D:32:PRO:HD3	2.29	0.47
1:E:78:LEU:HD22	1:E:103:PHE:CE1	2.47	0.47
1:A:33:TYR:HA	1:A:36:LEU:CD1	2.40	0.47
1:E:102:ARG:NE	2:E:266:HOH:O	2.44	0.47
1:F:55:TRP:CZ3	1:F:73:LEU:HB2	2.50	0.47
1:A:19:THR:HA	1:A:84:CYS:O	2.15	0.47
1:A:99:ASP:CG	2:A:306:HOH:O	2.53	0.47
1:B:59:PHE:HD1	1:C:98:LYS:NZ	2.12	0.47
1:A:188:ALA:O	1:A:192:GLU:HG3	2.14	0.47
1:F:149:VAL:HG13	1:F:153:LEU:HD21	1.96	0.47
1:C:22:ILE:O	1:C:22:ILE:HG13	2.04	0.47
1:B:145:ARG:NH1	1:B:206:GLU:OE2	2.47	0.47

*Continued on next page...*

*Continued from previous page...*

Atom-1	Atom-2	Distance(Å)	Clash(Å)
1:A:135:ILE:HD12	2:A:235:HOH:O	2.14	0.47
1:E:24:VAL:CB	1:E:88:ARG:O	2.61	0.47
1:C:111:PHE:HD2	1:C:133:ASN:O	1.97	0.47
1:A:50:ILE:CD1	1:A:112:VAL:HB	2.44	0.47
1:A:84:CYS:SG	1:A:190:ALA:HA	2.55	0.47
1:E:56:ASP:HA	1:F:102:ARG:HH22	1.80	0.47
1:D:54:TYR:O	1:D:74:SER:N	2.46	0.47
1:D:118:GLU:OE2	1:E:124:ARG:NH2	2.41	0.47
1:F:201:ASP:HA	1:F:204:SER:OG	2.14	0.47
1:A:132:ARG:HD3	1:F:119:ASP:OD1	2.14	0.47
1:D:22:ILE:CG1	1:D:23:ASP:N	2.78	0.47
1:F:53:VAL:HG21	1:F:119:ASP:HB3	1.96	0.47
1:C:147:THR:HB	1:C:150:LEU:HG	1.97	0.47
1:E:116:ILE:N	1:E:136:ASN:OD1	2.45	0.47
1:F:156:ARG:HH22	1:F:160:HIS:CG	2.32	0.47
1:C:45:GLY:HA2	1:C:81:ARG:HB2	1.96	0.47
1:D:57:VAL:O	1:D:57:VAL:HG23	2.15	0.47
1:F:116:ILE:HG12	1:F:136:ASN:HA	1.96	0.47
1:C:136:ASN:ND2	2:C:257:HOH:O	2.47	0.47
1:B:50:ILE:HG12	1:B:197:VAL:N	2.29	0.47
1:D:12:THR:HG21	1:D:166:ASP:HB3	1.97	0.47
1:A:54:TYR:CD1	1:A:54:TYR:N	2.82	0.47
1:A:139:LYS:NZ	1:A:139:LYS:HB2	2.30	0.47
1:E:75:SER:HB3	1:E:87:LEU:O	2.15	0.47
1:E:46:ASN:O	1:E:47:ARG:HB2	2.14	0.47
1:C:10:LYS:HB3	1:C:10:LYS:HZ2	1.80	0.47
1:F:55:TRP:CH2	1:F:123:LEU:HG	2.50	0.47
1:F:41:SER:OG	1:F:47:ARG:HA	2.15	0.47
1:C:22:ILE:HG23	1:C:87:LEU:HD23	1.96	0.47
1:D:137:VAL:O	1:D:140:LEU:HB3	2.14	0.47
1:B:81:ARG:CB	1:B:81:ARG:HH11	2.28	0.47
1:D:115:GLN:O	1:E:107:LYS:HE2	2.15	0.47
1:C:155:THR:CB	2:C:233:HOH:O	2.56	0.47
1:E:73:LEU:HD21	1:E:76:VAL:CG2	2.45	0.47
1:C:114:VAL:O	1:C:115:GLN:C	2.52	0.47
1:E:66:THR:CG2	1:E:66:THR:O	2.62	0.47
1:B:169:GLN:O	1:B:173:ILE:HG13	2.14	0.47
1:B:11:MSE:HB2	1:B:15:SER:H	1.79	0.47
1:C:131:ILE:HG22	1:C:134:ALA:HB2	1.96	0.47
1:E:118:GLU:O	1:E:121:ASP:HB3	2.14	0.47
1:A:170:LEU:HD21	1:A:192:GLU:CG	2.45	0.47
1:A:66:THR:HG23	1:A:66:THR:O	2.14	0.47

*Continued on next page...*

*Continued from previous page...*

Atom-1	Atom-2	Distance(Å)	Clash(Å)
1:C:141:ALA:C	1:C:150:LEU:HD12	2.34	0.47
1:A:49:VAL:HG11	1:A:78:LEU:HD22	1.95	0.47
1:E:115:GLN:O	1:F:107:LYS:HE2	2.15	0.47
1:A:163:LEU:HD22	1:A:198:ASN:HB3	1.95	0.47
1:E:107:LYS:HE3	1:E:132:ARG:CZ	2.44	0.47
1:E:96:ASN:N	1:E:96:ASN:HD22	2.13	0.47
1:B:40:ASP:OD2	1:B:44:ASN:ND2	2.45	0.47
1:E:173:ILE:O	1:E:176:LYS:HG2	2.15	0.47
1:D:95:ASP:OD2	1:D:98:LYS:HE3	2.15	0.47
1:F:54:TYR:CD1	1:F:54:TYR:N	2.82	0.47
1:B:54:TYR:CD2	2:B:259:HOH:O	2.56	0.47
1:D:68:THR:HA	1:D:71:TRP:CD1	2.50	0.47
1:D:24:VAL:O	1:D:90:PRO:HD3	2.14	0.47
1:C:96:ASN:HD22	1:C:96:ASN:H	1.62	0.47
1:E:116:ILE:O	1:E:120:LEU:HG	2.14	0.47
1:E:43:LEU:C	1:E:44:ASN:OD1	2.53	0.47
1:E:145:ARG:HE	1:E:206:GLU:CD	2.18	0.47
1:B:96:ASN:ND2	1:B:96:ASN:N	2.52	0.47
1:A:66:THR:O	1:A:66:THR:HG23	2.14	0.47
1:E:50:ILE:HD13	1:E:197:VAL:CG2	2.44	0.47
1:C:50:ILE:HA	1:C:112:VAL:O	2.15	0.47
1:B:93:PHE:HB3	1:B:97:LEU:HD12	1.97	0.47
1:C:141:ALA:HB1	1:C:150:LEU:CD1	2.44	0.47
1:F:150:LEU:HD22	1:F:158:LEU:CD1	2.45	0.47
1:B:43:LEU:C	1:B:44:ASN:CG	2.73	0.47
1:D:37:ILE:HG23	1:D:80:THR:CG2	2.45	0.47
1:E:46:ASN:O	1:E:47:ARG:HB2	2.13	0.47
1:A:135:ILE:CD1	2:A:235:HOH:O	2.62	0.47
1:A:156:ARG:HD2	1:B:47:ARG:NE	2.30	0.47
1:D:8:LYS:HE2	1:D:18:GLN:HG2	1.96	0.47
1:C:156:ARG:O	1:C:159:ALA:CB	2.46	0.47
1:C:7:PRO:HD2	1:C:19:THR:CG2	2.45	0.47
1:D:159:ALA:HB1	1:D:195:LEU:HB3	1.96	0.47
1:E:178:GLU:OE2	1:F:38:ARG:NH1	2.34	0.47
1:A:56:ASP:HB3	1:A:72:SER:HB3	1.97	0.47
1:E:174:GLU:OE1	1:F:47:ARG:NH1	2.46	0.47
1:E:17:VAL:HA	1:E:82:ASN:O	2.14	0.47
1:D:151:GLU:HG2	1:D:152:PHE:CD2	2.50	0.47
1:B:116:ILE:HD11	1:B:136:ASN:CB	2.44	0.47
1:C:153:LEU:HD22	1:C:157:GLU:HG3	1.97	0.47
1:F:20:LYS:O	1:F:85:LEU:HD12	2.15	0.47
1:F:162:VAL:HB	1:F:199:VAL:HG22	1.97	0.47

*Continued on next page...*

*Continued from previous page...*

Atom-1	Atom-2	Distance(Å)	Clash(Å)
1:D:8:LYS:HE2	1:D:18:GLN:CG	2.44	0.47
1:D:155:THR:HB	2:D:238:HOH:O	2.15	0.47
1:F:23:ASP:O	1:F:24:VAL:C	2.52	0.47
1:E:40:ASP:O	1:E:41:SER:C	2.53	0.47
1:E:119:ASP:O	1:E:123:LEU:HD12	2.14	0.47
1:E:181:GLY:O	1:E:185:GLN:HG3	2.14	0.47
1:C:145:ARG:HD3	1:C:150:LEU:CD1	2.45	0.47
1:A:114:VAL:HG12	1:A:115:GLN:HG2	1.97	0.47
1:C:156:ARG:HH21	1:C:167:LEU:HB2	1.78	0.47
1:C:147:THR:O	1:C:150:LEU:HG	2.14	0.47
1:C:37:ILE:HD11	1:C:85:LEU:HB2	1.97	0.47
1:A:76:VAL:HG13	1:A:87:LEU:HB2	1.96	0.47
1:D:81:ARG:HH12	1:D:198:ASN:ND2	2.13	0.47
1:C:98:LYS:HB3	1:C:102:ARG:NH1	2.30	0.47
1:E:51:PHE:CE2	1:E:111:PHE:HB3	2.50	0.47
1:B:180:ALA:HB1	1:B:184:GLU:HB2	1.96	0.47
1:A:155:THR:HG21	1:A:192:GLU:HB3	1.97	0.47
1:E:169:GLN:HE21	1:E:169:GLN:CA	2.17	0.47
1:E:155:THR:CG2	1:E:196:ILE:HD11	2.45	0.47
1:C:10:LYS:CE	1:C:10:LYS:H	2.27	0.47
1:A:182:PRO:HG2	2:A:298:HOH:O	2.13	0.47
1:E:9:PHE:CE1	1:E:187:GLU:HB2	2.50	0.47
1:E:123:LEU:O	1:E:128:GLY:N	2.48	0.47
1:A:10:LYS:HD2	1:A:16:TYR:CZ	2.49	0.47
1:E:25:GLY:HA3	2:E:289:HOH:O	2.14	0.47
1:F:8:LYS:HA	1:F:17:VAL:O	2.15	0.47
1:E:77:LYS:CD	1:E:189:ALA:HB1	2.44	0.47
1:F:172:SER:O	1:F:176:LYS:HG2	2.15	0.47
1:A:71:TRP:CH2	1:B:130:VAL:HB	2.50	0.47
1:F:33:TYR:O	1:F:37:ILE:HG12	2.14	0.47
1:F:55:TRP:CE3	1:F:73:LEU:N	2.83	0.47
1:F:19:THR:CG2	1:F:20:LYS:N	2.78	0.47
1:C:139:LYS:HD3	1:C:151:GLU:OE1	2.15	0.47
1:C:54:TYR:HB2	1:C:75:SER:HB2	1.97	0.47
1:D:82:ASN:O	1:D:83:LEU:HD23	2.15	0.47
1:C:56:ASP:HB2	1:C:74:SER:HB2	1.96	0.47
1:D:22:ILE:CD1	1:D:30:ILE:HG22	2.44	0.47
1:F:11:MSE:SE	1:F:194:TRP:CE3	3.18	0.47
1:C:117:GLU:O	1:C:120:LEU:HB2	2.14	0.47
1:B:31:SER:H	1:B:32:PRO:CD	2.28	0.47
1:E:75:SER:HA	1:E:89:LEU:HG	1.97	0.47
1:D:152:PHE:CG	1:E:135:ILE:HD12	2.50	0.47

*Continued on next page...*

*Continued from previous page...*

Atom-1	Atom-2	Distance(Å)	Clash(Å)
1:A:153:LEU:HD22	1:A:157:GLU:CG	2.45	0.47
1:C:194:TRP:NE1	1:C:198:ASN:ND2	2.63	0.47
1:A:35:SER:OG	1:A:38:ARG:NH1	2.48	0.47
1:D:107:LYS:HE3	1:D:132:ARG:NH1	2.30	0.47
1:D:104:PHE:O	1:D:131:ILE:HG23	2.15	0.47
1:D:47:ARG:CG	1:D:47:ARG:NH2	2.78	0.47
1:F:58:GLY:O	1:F:59:PHE:CG	2.68	0.47
1:F:178:GLU:HG2	1:F:179:LYS:HG3	1.96	0.47
1:E:13:ASP:O	1:E:15:SER:N	2.48	0.47
1:C:160:HIS:CE1	1:C:161:ARG:HD3	2.49	0.47
1:D:106:SER:OG	1:D:108:PHE:HB2	2.14	0.47
1:D:91:LYS:C	2:D:301:HOH:O	2.53	0.47
1:D:57:VAL:O	1:E:98:LYS:HE2	2.16	0.46
1:A:147:THR:HB	1:A:150:LEU:CD1	2.44	0.46
1:E:174:GLU:HG2	1:F:108:PHE:CE1	2.50	0.46
1:E:94:HIS:HB2	2:E:234:HOH:O	2.15	0.46
1:F:170:LEU:HD22	1:F:195:LEU:HD11	1.96	0.46
1:C:80:THR:O	1:C:81:ARG:C	2.52	0.46
1:B:50:ILE:HG13	1:B:196:ILE:HG22	1.97	0.46
1:E:11:MSE:SE	1:E:194:TRP:CE3	3.18	0.46
1:A:115:GLN:NE2	1:A:151:GLU:O	2.46	0.46
1:E:156:ARG:HD2	1:F:47:ARG:CD	2.45	0.46
1:D:72:SER:HB3	2:D:288:HOH:O	2.14	0.46
1:A:183:GLU:HG2	1:A:183:GLU:O	2.15	0.46
1:E:80:THR:O	1:E:81:ARG:C	2.53	0.46
1:B:163:LEU:HD11	1:B:195:LEU:O	2.15	0.46
1:C:157:GLU:HA	1:C:157:GLU:OE1	2.15	0.46
1:C:34:LEU:HB3	1:C:103:PHE:CD1	2.50	0.46
1:F:113:GLY:HA3	1:F:116:ILE:HG21	1.95	0.46
1:D:99:ASP:O	1:D:102:ARG:N	2.47	0.46
1:E:99:ASP:HA	1:E:102:ARG:NH2	2.29	0.46
1:C:50:ILE:CD1	1:C:197:VAL:HA	2.45	0.46
1:B:49:VAL:HG23	1:B:109:VAL:HG21	1.96	0.46
1:A:46:ASN:HB2	2:A:251:HOH:O	2.15	0.46
1:E:187:GLU:OE1	2:E:304:HOH:O	2.21	0.46
1:F:194:TRP:CE3	1:F:195:LEU:HD23	2.50	0.46
1:B:42:ILE:HG23	1:B:47:ARG:CZ	2.45	0.46
1:D:30:ILE:HD12	1:D:34:LEU:HD11	1.96	0.46
1:D:145:ARG:NH1	1:D:202:GLN:CG	2.74	0.46
2:A:323:HOH:O	1:B:46:ASN:HA	2.14	0.46
1:C:173:ILE:HG23	1:C:184:GLU:HB3	1.97	0.46
1:B:145:ARG:NH2	1:B:162:VAL:HG13	2.30	0.46

*Continued on next page...*



*Continued from previous page...*

Atom-1	Atom-2	Distance(Å)	Clash(Å)
1:E:81:ARG:CZ	1:E:198:ASN:OD1	2.63	0.46
1:B:152:PHE:CD2	1:C:135:ILE:HD13	2.50	0.46
1:D:34:LEU:HD13	1:D:103:PHE:HB2	1.96	0.46
1:D:103:PHE:O	1:D:111:PHE:HZ	1.97	0.46
1:E:50:ILE:HG21	1:E:196:ILE:HB	1.97	0.46
1:B:96:ASN:N	1:B:96:ASN:ND2	2.56	0.46
1:E:4:PHE:O	1:E:18:GLN:HB3	2.14	0.46
1:A:149:VAL:O	1:A:151:GLU:N	2.48	0.46
1:C:97:LEU:HD23	1:C:97:LEU:HA	1.75	0.46
1:B:131:ILE:HG21	1:B:134:ALA:HB2	1.97	0.46
1:D:195:LEU:O	1:D:199:VAL:HG23	2.15	0.46
1:D:76:VAL:HG11	1:D:104:PHE:HZ	1.80	0.46
1:F:142:ALA:HB1	1:F:147:THR:O	2.15	0.46
1:A:53:VAL:HB	1:A:73:LEU:HD11	1.96	0.46
1:F:150:LEU:HA	1:F:150:LEU:HD23	1.42	0.46
1:A:174:GLU:OE1	1:A:192:GLU:OE2	2.34	0.46
1:C:48:ALA:HB2	1:C:200:TRP:CD1	2.50	0.46
1:B:117:GLU:O	1:B:121:ASP:OD2	2.34	0.46
1:D:114:VAL:N	1:D:116:ILE:HG23	2.30	0.46
1:E:137:VAL:CG1	1:E:158:LEU:HD21	2.45	0.46
1:B:55:TRP:CZ2	1:B:123:LEU:HG	2.50	0.46
1:C:94:HIS:HB2	1:C:96:ASN:HD21	1.74	0.46
1:C:94:HIS:C	1:C:96:ASN:N	2.68	0.46
1:F:77:LYS:HD2	1:F:189:ALA:HB1	1.97	0.46
1:A:22:ILE:HB	1:A:87:LEU:HD23	1.97	0.46
1:F:111:PHE:CD2	1:F:133:ASN:O	2.61	0.46
1:D:195:LEU:O	1:D:199:VAL:HG23	2.15	0.46
1:A:114:VAL:O	1:B:107:LYS:HD3	2.15	0.46
1:F:50:ILE:CG2	1:F:196:ILE:HB	2.45	0.46
1:E:25:GLY:N	1:E:28:THR:OG1	2.41	0.46
1:B:81:ARG:CB	1:B:81:ARG:NH1	2.76	0.46
1:B:156:ARG:NH2	1:B:160:HIS:HB2	2.30	0.46
1:B:169:GLN:O	1:B:170:LEU:C	2.53	0.46
1:A:51:PHE:HD1	1:A:52:ASP:N	2.14	0.46
1:E:93:PHE:CD1	1:E:97:LEU:HD12	2.50	0.46
1:F:54:TYR:N	1:F:54:TYR:CD1	2.83	0.46
1:F:141:ALA:HA	1:F:203:LEU:CD1	2.46	0.46
1:A:145:ARG:NH2	1:A:162:VAL:O	2.44	0.46
1:B:45:GLY:O	1:B:46:ASN:HB2	2.16	0.46
1:E:150:LEU:O	1:E:153:LEU:HG	2.14	0.46
1:A:173:ILE:HD13	1:A:184:GLU:CB	2.29	0.46
1:C:10:LYS:H	1:C:10:LYS:CD	2.28	0.46

*Continued on next page...*



*Continued from previous page...*

Atom-1	Atom-2	Distance(Å)	Clash(Å)
1:D:4:PHE:HB2	1:D:18:GLN:HB3	1.98	0.46
1:A:135:ILE:CD1	1:A:140:LEU:HB2	2.36	0.46
1:F:10:LYS:HE2	1:F:14:GLY:CA	2.42	0.46
1:A:26:SER:HB3	1:A:94:HIS:CE1	2.51	0.46
1:A:163:LEU:CD2	1:A:202:GLN:HG3	2.45	0.46
1:D:4:PHE:CE2	1:D:83:LEU:HB3	2.50	0.46
1:A:176:LYS:C	1:A:178:GLU:OE2	2.54	0.46
1:F:139:LYS:CE	2:F:239:HOH:O	2.63	0.46
1:B:42:ILE:HG12	1:B:47:ARG:HG2	1.97	0.46
1:F:79:SER:HG	1:F:84:CYS:HG	1.63	0.46
1:F:135:ILE:HD13	1:F:200:TRP:HZ3	1.81	0.46
1:B:156:ARG:CZ	1:B:167:LEU:HD13	2.46	0.46
1:C:76:VAL:HG21	1:C:100:LEU:HD21	1.98	0.46
1:E:73:LEU:HG	1:E:89:LEU:HD12	1.98	0.46
1:C:123:LEU:HD22	1:C:129:LEU:HD22	1.98	0.46
1:F:37:ILE:HG23	1:F:80:THR:CG2	2.46	0.46
1:E:179:LYS:NZ	2:E:302:HOH:O	2.48	0.46
1:E:186:LEU:O	1:E:187:GLU:C	2.54	0.46
1:C:12:THR:HG21	1:C:166:ASP:O	2.15	0.46
1:E:51:PHE:HA	1:E:77:LYS:O	2.15	0.46
1:C:40:ASP:OD1	1:C:82:ASN:ND2	2.43	0.46
1:A:70:GLY:CA	2:A:236:HOH:O	2.64	0.46
1:F:160:HIS:HB2	1:F:167:LEU:HD12	1.98	0.46
1:C:54:TYR:N	1:C:54:TYR:CD1	2.83	0.46
1:C:114:VAL:HG12	1:C:115:GLN:HG2	1.97	0.46
1:A:113:GLY:N	1:A:135:ILE:O	2.36	0.46
1:B:57:VAL:HG12	1:B:58:GLY:N	2.29	0.46
1:B:24:VAL:O	1:B:24:VAL:HG12	2.15	0.46
1:D:54:TYR:CD1	1:D:54:TYR:N	2.84	0.46
1:D:72:SER:OG	1:D:91:LYS:HD2	2.15	0.46
1:D:5:ASP:OD1	1:D:20:LYS:NZ	2.37	0.46
1:B:12:THR:CG2	1:B:12:THR:O	2.61	0.46
1:F:102:ARG:CG	1:F:102:ARG:HH21	2.29	0.46
1:A:148:LEU:HG	2:B:268:HOH:O	2.15	0.46
1:C:112:VAL:HG11	1:C:200:TRP:HB2	1.98	0.46
1:E:13:ASP:OD1	1:E:14:GLY:N	2.49	0.46
1:E:137:VAL:HG22	1:E:137:VAL:O	2.16	0.46
1:A:90:PRO:HD2	1:A:97:LEU:CD1	2.45	0.46
1:B:21:THR:HA	1:B:86:PHE:O	2.15	0.46
1:C:116:ILE:HD12	1:C:120:LEU:HD11	1.98	0.46
1:C:156:ARG:HB3	1:D:47:ARG:NH2	2.30	0.46
1:B:22:ILE:HD11	1:B:33:TYR:CD1	2.51	0.46

*Continued on next page...*

*Continued from previous page...*

Atom-1	Atom-2	Distance(Å)	Clash(Å)
1:E:119:ASP:O	1:E:120:LEU:C	2.53	0.46
1:F:49:VAL:O	1:F:111:PHE:HA	2.15	0.46
1:B:7:PRO:HG2	1:B:9:PHE:CE2	2.51	0.46
1:F:19:THR:CG2	1:F:186:LEU:HD21	2.46	0.46
1:C:55:TRP:CZ2	1:C:122:LEU:HB2	2.51	0.46
1:A:159:ALA:CB	1:A:195:LEU:HD13	2.45	0.46
1:D:153:LEU:HD22	1:D:157:GLU:CG	2.46	0.46
1:F:4:PHE:HB2	1:F:18:GLN:HB3	1.97	0.46
1:D:91:LYS:HB2	2:D:288:HOH:O	2.15	0.46
1:E:173:ILE:HG22	1:E:174:GLU:N	2.31	0.46
1:B:10:LYS:C	1:B:11:MSE:HE2	2.36	0.46
1:B:11:MSE:HG3	1:B:194:TRP:CG	2.50	0.46
1:D:20:LYS:HE2	1:D:33:TYR:CZ	2.51	0.46
1:D:73:LEU:H	1:D:127:HIS:CE1	2.31	0.46
1:E:115:GLN:HG3	1:F:133:ASN:HB2	1.96	0.46
1:F:38:ARG:NE	2:F:234:HOH:O	2.11	0.46
1:E:167:LEU:O	1:E:171:ASP:HB2	2.14	0.46
1:D:135:ILE:HD13	1:D:200:TRP:CZ3	2.50	0.46
1:E:96:ASN:H	1:E:96:ASN:HD22	1.64	0.46
1:B:54:TYR:CD1	1:B:54:TYR:N	2.84	0.46
1:C:149:VAL:HG21	1:D:204:SER:HA	1.97	0.46
1:C:115:GLN:O	1:C:119:ASP:OD2	2.33	0.46
1:D:145:ARG:HB3	1:D:145:ARG:HE	1.47	0.46
1:D:153:LEU:HD22	1:D:157:GLU:CB	2.44	0.46
1:C:22:ILE:HG23	1:C:87:LEU:HD23	1.98	0.46
1:E:169:GLN:HA	1:E:169:GLN:NE2	2.31	0.46
1:B:10:LYS:HE3	1:B:14:GLY:HA2	1.96	0.46
1:C:120:LEU:HD23	1:C:120:LEU:HA	1.71	0.46
1:F:47:ARG:O	1:F:109:VAL:HB	2.16	0.46
1:D:31:SER:N	1:D:32:PRO:CD	2.79	0.46
1:D:85:LEU:HD21	1:D:87:LEU:HD21	1.97	0.46
1:B:71:TRP:CH2	1:C:130:VAL:HB	2.50	0.46
1:E:107:LYS:HZ1	1:E:132:ARG:HD2	1.81	0.46
1:F:139:LYS:CD	2:F:239:HOH:O	2.63	0.46
1:D:37:ILE:O	1:D:80:THR:HG21	2.15	0.46
1:F:68:THR:C	1:F:70:GLY:H	2.18	0.46
1:C:54:TYR:CD1	1:C:54:TYR:N	2.84	0.46
1:C:173:ILE:HG21	1:C:184:GLU:C	2.36	0.46
1:A:93:PHE:CD2	1:A:97:LEU:HD13	2.50	0.46
1:F:81:ARG:HB2	1:F:197:VAL:HG11	1.98	0.46
1:D:131:ILE:O	1:D:132:ARG:C	2.54	0.46
1:A:4:PHE:CZ	1:A:85:LEU:HD13	2.51	0.46

*Continued on next page...*

*Continued from previous page...*

Atom-1	Atom-2	Distance(Å)	Clash(Å)
1:B:111:PHE:O	1:B:135:ILE:N	2.44	0.46
1:A:133:ASN:C	1:A:133:ASN:ND2	2.69	0.46
1:D:76:VAL:HG11	1:D:104:PHE:CZ	2.51	0.46
1:F:36:LEU:HD23	2:F:312:HOH:O	2.15	0.46
1:E:9:PHE:CE2	1:E:186:LEU:HG	2.50	0.46
1:B:4:PHE:HB3	1:B:19:THR:O	2.15	0.46
1:A:149:VAL:HG13	1:A:150:LEU:N	2.31	0.46
2:B:294:HOH:O	1:C:102:ARG:HD3	2.16	0.46
1:C:111:PHE:O	1:C:134:ALA:CA	2.64	0.46
1:E:82:ASN:HB3	1:E:83:LEU:CD2	2.46	0.46
1:A:145:ARG:HH12	1:A:162:VAL:HA	1.81	0.46
1:A:153:LEU:HB3	1:A:157:GLU:HB3	1.97	0.46
1:D:54:TYR:CD1	1:D:54:TYR:N	2.84	0.46
1:F:136:ASN:CB	1:F:139:LYS:HG3	2.40	0.46
1:A:4:PHE:HE1	1:A:36:LEU:HB2	1.81	0.46
1:E:175:ALA:HB1	1:F:43:LEU:HD11	1.98	0.46
1:A:120:LEU:HB2	2:A:256:HOH:O	2.15	0.46
1:E:94:HIS:HB2	1:E:96:ASN:ND2	2.31	0.46
1:A:156:ARG:HB3	1:B:47:ARG:CZ	2.46	0.46
1:C:151:GLU:HG2	1:C:152:PHE:CD2	2.51	0.46
1:E:152:PHE:O	1:F:110:THR:HG21	2.16	0.46
1:F:37:ILE:HG13	1:F:85:LEU:CD2	2.46	0.46
1:A:22:ILE:HG21	1:A:30:ILE:HG22	1.97	0.46
1:B:94:HIS:HB2	2:B:233:HOH:O	2.14	0.46
1:A:56:ASP:O	1:A:72:SER:N	2.48	0.46
1:C:23:ASP:OD2	1:C:88:ARG:NH2	2.48	0.46
1:F:40:ASP:OD1	1:F:82:ASN:ND2	2.37	0.46
1:D:22:ILE:HG13	1:D:22:ILE:O	2.08	0.46
1:D:54:TYR:N	1:D:75:SER:O	2.38	0.46
1:C:81:ARG:NH2	2:C:279:HOH:O	2.49	0.46
1:D:174:GLU:O	1:D:177:TRP:HB2	2.16	0.46
1:B:149:VAL:HG13	1:B:150:LEU:N	2.31	0.46
1:A:143:GLU:OE2	1:F:148:LEU:HD22	2.16	0.46
1:D:118:GLU:CD	1:E:124:ARG:HH21	2.19	0.46
1:E:202:GLN:O	1:E:206:GLU:HG2	2.16	0.46
1:E:86:PHE:HE1	1:E:88:ARG:CG	2.28	0.46
1:C:11:MSE:SE	1:C:194:TRP:CE3	3.19	0.46
1:E:142:ALA:HA	1:E:147:THR:O	2.16	0.46
1:E:33:TYR:O	1:E:37:ILE:HG12	2.16	0.46
1:D:173:ILE:HG22	1:D:177:TRP:CZ3	2.51	0.46
1:C:169:GLN:HA	1:C:169:GLN:NE2	2.30	0.46
1:D:189:ALA:O	1:D:192:GLU:N	2.48	0.46

*Continued on next page...*

*Continued from previous page...*

Atom-1	Atom-2	Distance(Å)	Clash(Å)
1:A:101:TYR:HB3	1:F:57:VAL:HG11	1.98	0.46
1:B:48:ALA:HB2	1:B:200:TRP:CD1	2.51	0.46
1:E:157:GLU:HB2	2:E:249:HOH:O	2.16	0.46
1:A:47:ARG:CG	1:F:157:GLU:HB2	2.46	0.46
1:E:8:LYS:HD3	1:E:16:TYR:CB	2.42	0.46
1:A:159:ALA:HA	1:A:199:VAL:HG21	1.96	0.46
1:E:25:GLY:C	1:E:27:SER:N	2.67	0.46
1:E:178:GLU:HG2	1:E:179:LYS:N	2.31	0.46
1:D:126:ASN:HD22	1:D:126:ASN:N	2.14	0.46
1:B:136:ASN:HD22	1:B:136:ASN:HA	1.64	0.46
1:F:48:ALA:O	1:F:49:VAL:HG23	2.15	0.46
1:E:10:LYS:HE2	1:E:16:TYR:OH	2.16	0.46
1:E:118:GLU:HG3	1:F:130:VAL:HG11	1.95	0.45
1:E:185:GLN:O	1:E:186:LEU:C	2.54	0.45
1:C:37:ILE:HG23	1:C:80:THR:CG2	2.46	0.45
1:C:54:TYR:HB2	1:C:75:SER:N	2.30	0.45
1:A:159:ALA:HB1	1:A:195:LEU:HD22	1.98	0.45
1:D:118:GLU:CA	1:D:118:GLU:OE2	2.64	0.45
1:E:97:LEU:HD22	1:E:100:LEU:HD23	1.98	0.45
1:C:51:PHE:HA	1:C:77:LYS:O	2.15	0.45
1:B:53:VAL:HB	1:B:73:LEU:HD11	1.97	0.45
1:D:139:LYS:O	1:D:140:LEU:C	2.54	0.45
1:B:160:HIS:HB2	1:B:167:LEU:CD1	2.47	0.45
1:C:57:VAL:HB	1:C:71:TRP:CE2	2.51	0.45
1:C:167:LEU:CD2	1:C:195:LEU:HD11	2.46	0.45
1:F:2:ALA:HB3	2:F:309:HOH:O	2.16	0.45
1:B:112:VAL:HA	1:B:135:ILE:HG22	1.98	0.45
1:E:4:PHE:CB	1:E:18:GLN:CB	2.92	0.45
1:D:57:VAL:HG22	2:E:266:HOH:O	2.15	0.45
1:F:6:GLY:HA3	1:F:19:THR:CB	2.46	0.45
1:D:18:GLN:HB2	1:D:83:LEU:CD2	2.46	0.45
1:E:40:ASP:OD1	1:E:82:ASN:ND2	2.44	0.45
1:A:144:ALA:O	1:A:145:ARG:C	2.54	0.45
1:A:54:TYR:N	1:A:54:TYR:CD1	2.83	0.45
1:D:172:SER:O	1:D:176:LYS:HE3	2.16	0.45
1:E:7:PRO:HD2	2:E:273:HOH:O	2.16	0.45
1:F:73:LEU:HD22	1:F:123:LEU:CD2	2.47	0.45
1:C:71:TRP:CH2	1:D:130:VAL:HB	2.52	0.45
1:C:163:LEU:CD1	1:C:198:ASN:HB2	2.47	0.45
1:D:77:LYS:NZ	1:D:192:GLU:HB2	2.31	0.45
1:C:20:LYS:HE2	1:C:33:TYR:OH	2.15	0.45
1:A:113:GLY:HA3	1:A:116:ILE:HG21	1.98	0.45

*Continued on next page...*

*Continued from previous page...*

Atom-1	Atom-2	Distance(Å)	Clash(Å)
1:E:137:VAL:O	1:E:138:GLY:C	2.55	0.45
1:B:59:PHE:HE2	1:C:101:TYR:CZ	2.35	0.45
1:E:81:ARG:NH2	1:E:198:ASN:ND2	2.64	0.45
1:A:174:GLU:OE1	1:B:108:PHE:CD1	2.70	0.45
1:C:169:GLN:HB3	2:C:309:HOH:O	2.16	0.45
1:F:159:ALA:HB1	1:F:195:LEU:HB3	1.99	0.45
1:D:30:ILE:O	1:D:34:LEU:HG	2.16	0.45
1:C:71:TRP:CH2	1:D:130:VAL:HB	2.52	0.45
1:A:98:LYS:HB3	1:A:102:ARG:CZ	2.46	0.45
1:E:192:GLU:HA	1:E:195:LEU:HD12	1.97	0.45
1:F:80:THR:O	1:F:81:ARG:C	2.55	0.45
1:B:93:PHE:O	1:B:94:HIS:HB2	2.15	0.45
1:D:31:SER:O	1:D:34:LEU:N	2.46	0.45
1:D:150:LEU:N	1:D:150:LEU:HD23	2.32	0.45
1:B:68:THR:HG22	1:C:128:GLY:HA2	1.98	0.45
1:D:110:THR:O	1:D:112:VAL:HG23	2.17	0.45
1:A:71:TRP:HB2	1:A:126:ASN:HD21	1.82	0.45
2:B:233:HOH:O	1:C:38:ARG:NH1	2.41	0.45
1:A:111:PHE:O	1:A:135:ILE:N	2.48	0.45
1:E:135:ILE:HG12	1:E:136:ASN:N	2.32	0.45
1:F:97:LEU:HD12	2:F:238:HOH:O	2.15	0.45
1:E:137:VAL:CG1	1:E:138:GLY:H	2.29	0.45
1:A:90:PRO:CD	1:A:97:LEU:HD11	2.42	0.45
1:D:22:ILE:HG13	1:D:23:ASP:N	2.31	0.45
1:A:131:ILE:HG21	1:A:134:ALA:HB2	1.96	0.45
1:A:204:SER:OG	1:A:205:ASP:N	2.48	0.45
1:B:40:ASP:OD1	1:B:80:THR:OG1	2.33	0.45
1:E:2:ALA:HB1	1:E:33:TYR:CZ	2.52	0.45
1:B:116:ILE:HG13	1:B:136:ASN:HA	1.98	0.45
1:A:153:LEU:HB3	1:A:157:GLU:HB3	1.99	0.45
1:B:149:VAL:O	1:B:153:LEU:HG	2.16	0.45
1:D:97:LEU:HD22	1:D:100:LEU:HD23	1.97	0.45
1:C:73:LEU:HB3	1:C:93:PHE:HZ	1.82	0.45
1:A:161:ARG:NH2	1:B:205:ASP:OD1	2.49	0.45
1:E:11:MSE:HB2	1:E:15:SER:HG	1.77	0.45
1:F:114:VAL:HG21	1:F:155:THR:HG23	1.97	0.45
1:A:36:LEU:HA	2:A:282:HOH:O	2.15	0.45
1:A:50:ILE:N	1:A:50:ILE:HD12	2.32	0.45
1:F:97:LEU:O	1:F:101:TYR:HD2	1.98	0.45
1:F:11:MSE:CG	1:F:17:VAL:HG23	2.47	0.45
1:A:177:TRP:CZ3	1:A:185:GLN:HA	2.51	0.45
1:F:38:ARG:O	1:F:42:ILE:HD12	2.17	0.45

*Continued on next page...*

*Continued from previous page...*

Atom-1	Atom-2	Distance(Å)	Clash(Å)
1:A:54:TYR:CD1	1:A:54:TYR:N	2.84	0.45
1:D:42:ILE:HG12	1:D:47:ARG:HG3	1.98	0.45
1:A:177:TRP:CZ3	1:A:185:GLN:HG2	2.51	0.45
1:E:175:ALA:O	1:F:38:ARG:NH2	2.50	0.45
1:C:54:TYR:CD1	1:C:54:TYR:N	2.84	0.45
1:B:59:PHE:CZ	1:C:98:LYS:HE2	2.51	0.45
1:E:81:ARG:NH1	1:E:198:ASN:ND2	2.54	0.45
1:C:77:LYS:NZ	1:C:193:GLY:N	2.64	0.45
1:E:54:TYR:CD1	1:E:54:TYR:N	2.84	0.45
1:D:152:PHE:CB	1:E:135:ILE:HD12	2.46	0.45
1:F:79:SER:HG	1:F:84:CYS:HG	1.64	0.45
1:D:42:ILE:HG23	1:D:47:ARG:HH11	1.81	0.45
1:A:110:THR:HG22	1:A:111:PHE:N	2.32	0.45
1:F:202:GLN:O	1:F:206:GLU:HG3	2.16	0.45
1:A:36:LEU:HB3	1:A:83:LEU:CD1	2.47	0.45
1:D:42:ILE:HD11	1:D:108:PHE:CD2	2.51	0.45
1:F:9:PHE:CD1	1:F:187:GLU:HG3	2.50	0.45
1:C:151:GLU:C	1:C:152:PHE:CG	2.90	0.45
1:D:145:ARG:HH12	1:D:202:GLN:HG3	1.77	0.45
1:A:67:LYS:HD2	1:A:67:LYS:N	2.31	0.45
1:C:23:ASP:CG	1:C:88:ARG:HH21	2.20	0.45
1:F:81:ARG:NH2	1:F:198:ASN:OD1	2.49	0.45
1:C:195:LEU:O	1:C:199:VAL:HG23	2.15	0.45
1:C:11:MSE:SE	2:C:215:HOH:O	2.85	0.45
1:D:155:THR:CG2	1:D:192:GLU:HB3	2.46	0.45
1:B:148:LEU:HB3	1:C:140:LEU:HD11	1.97	0.45
1:B:116:ILE:CD1	1:B:116:ILE:C	2.85	0.45
1:E:25:GLY:H	1:E:28:THR:CB	2.30	0.45
1:F:77:LYS:CD	1:F:189:ALA:HB1	2.47	0.45
1:F:112:VAL:HA	1:F:135:ILE:HG23	1.97	0.45
1:C:124:ARG:HD2	1:C:130:VAL:HG22	1.96	0.45
1:D:145:ARG:HH11	1:D:206:GLU:CD	2.19	0.45
1:E:123:LEU:HB3	1:E:129:LEU:HB3	1.97	0.45
1:E:71:TRP:CH2	1:F:130:VAL:HB	2.50	0.45
1:E:81:ARG:N	2:E:295:HOH:O	2.50	0.45
2:B:236:HOH:O	1:C:46:ASN:HA	2.16	0.45
1:C:172:SER:O	1:C:176:LYS:HG2	2.16	0.45
1:E:150:LEU:HA	1:E:153:LEU:HD12	1.97	0.45
1:B:177:TRP:CE2	1:C:108:PHE:HZ	2.35	0.45
1:B:104:PHE:O	1:B:131:ILE:HA	2.16	0.45
1:B:181:GLY:O	1:B:185:GLN:HG3	2.15	0.45
1:F:91:LYS:NZ	2:F:224:HOH:O	2.50	0.45

*Continued on next page...*

*Continued from previous page...*

Atom-1	Atom-2	Distance(Å)	Clash(Å)
1:D:200:TRP:O	1:D:204:SER:HB3	2.16	0.45
1:F:6:GLY:HA3	1:F:19:THR:CG2	2.34	0.45
1:D:117:GLU:H	1:D:136:ASN:ND2	2.15	0.45
1:A:150:LEU:HA	1:A:153:LEU:CD1	2.46	0.45
1:D:75:SER:HB2	1:D:87:LEU:O	2.16	0.45
1:E:38:ARG:HD2	1:E:108:PHE:HD1	1.81	0.45
1:B:111:PHE:O	1:B:134:ALA:HB1	2.16	0.45
1:E:81:ARG:NH1	1:E:198:ASN:OD1	2.49	0.45
1:F:156:ARG:HH22	1:F:160:HIS:CD2	2.35	0.45
1:F:160:HIS:HB2	1:F:167:LEU:CD1	2.47	0.45
1:C:77:LYS:HZ2	1:C:193:GLY:N	2.15	0.45
1:D:71:TRP:O	1:D:126:ASN:OD1	2.35	0.45
1:C:163:LEU:HD21	1:C:199:VAL:CG2	2.46	0.45
1:F:122:LEU:O	1:F:125:GLU:N	2.50	0.45
1:E:40:ASP:HB2	2:E:304:HOH:O	2.17	0.45
1:E:4:PHE:CE1	1:E:83:LEU:HB3	2.52	0.45
1:E:13:ASP:C	1:E:15:SER:H	2.20	0.45
1:B:97:LEU:HD13	1:B:100:LEU:HB3	1.99	0.45
1:A:101:TYR:CE2	1:A:129:LEU:HA	2.52	0.45
1:A:115:GLN:O	1:B:107:LYS:HE2	2.17	0.45
1:F:155:THR:HG23	1:F:196:ILE:HG13	1.99	0.45
1:A:112:VAL:HG22	1:A:135:ILE:HG21	1.97	0.45
1:C:139:LYS:HG3	1:C:143:GLU:OE2	2.17	0.45
1:C:54:TYR:O	1:C:73:LEU:HD12	2.16	0.45
1:D:200:TRP:O	1:D:201:ASP:C	2.52	0.45
1:B:172:SER:O	1:B:176:LYS:HG3	2.16	0.45
1:E:31:SER:HB2	1:E:99:ASP:OD2	2.16	0.45
1:C:145:ARG:NH1	1:C:145:ARG:CG	2.63	0.45
1:C:50:ILE:HG21	1:C:193:GLY:HA2	1.99	0.45
1:A:66:THR:CG2	1:A:69:SER:HB3	2.46	0.45
1:B:69:SER:HA	1:B:126:ASN:ND2	2.29	0.45
1:C:67:LYS:C	1:D:128:GLY:HA3	2.36	0.45
1:A:77:LYS:HD3	1:A:86:PHE:CE1	2.51	0.45
1:F:10:LYS:HG3	1:F:14:GLY:O	2.16	0.45
1:E:93:PHE:CG	1:E:97:LEU:HD12	2.52	0.45
1:B:53:VAL:CB	1:B:73:LEU:HD11	2.43	0.45
1:D:81:ARG:NH2	1:D:201:ASP:OD1	2.50	0.45
1:D:51:PHE:HA	1:D:77:LYS:O	2.16	0.45
1:F:147:THR:HB	1:F:150:LEU:CD1	2.47	0.45
1:F:78:LEU:O	1:F:84:CYS:HA	2.16	0.45
1:D:103:PHE:O	1:D:111:PHE:CZ	2.70	0.45
1:F:4:PHE:CE1	1:F:36:LEU:HD12	2.52	0.45

*Continued on next page...*



*Continued from previous page...*

Atom-1	Atom-2	Distance(Å)	Clash(Å)
1:B:101:TYR:OH	1:B:127:HIS:HB3	2.16	0.45
2:A:314:HOH:O	1:F:67:LYS:CG	2.63	0.45
1:F:98:LYS:O	1:F:99:ASP:C	2.55	0.45
1:D:4:PHE:CG	1:D:83:LEU:HD22	2.52	0.45
1:D:51:PHE:N	1:D:112:VAL:O	2.40	0.45
1:B:34:LEU:HD23	1:B:85:LEU:HD23	1.99	0.45
1:F:31:SER:N	1:F:32:PRO:CD	2.80	0.45
1:D:140:LEU:HG	1:D:203:LEU:HD13	1.98	0.45
1:F:36:LEU:HA	1:F:36:LEU:HD23	1.87	0.45
1:E:96:ASN:H	1:E:96:ASN:ND2	2.15	0.45
1:F:198:ASN:N	1:F:198:ASN:HD22	2.15	0.45
1:A:117:GLU:HA	2:A:254:HOH:O	2.17	0.45
1:D:97:LEU:O	1:D:99:ASP:N	2.50	0.45
1:B:10:LYS:HA	1:B:15:SER:O	2.17	0.45
1:B:116:ILE:O	1:B:120:LEU:HG	2.17	0.45
1:A:91:LYS:C	1:A:91:LYS:HD3	2.36	0.45
1:D:156:ARG:NH1	1:D:157:GLU:OE2	2.49	0.45
1:A:169:GLN:HE21	1:A:173:ILE:HD11	1.82	0.45
1:D:4:PHE:CB	1:D:18:GLN:HB3	2.46	0.45
2:A:221:HOH:O	1:B:108:PHE:HA	2.16	0.45
1:D:111:PHE:N	1:D:133:ASN:O	2.33	0.45
2:A:317:HOH:O	1:B:102:ARG:HD3	2.17	0.45
1:B:57:VAL:HG13	1:B:71:TRP:CZ2	2.52	0.45
1:C:111:PHE:O	1:C:134:ALA:HA	2.16	0.45
1:B:194:TRP:CE2	1:B:198:ASN:ND2	2.85	0.45
1:D:129:LEU:C	1:D:129:LEU:HD23	2.36	0.45
1:A:9:PHE:O	1:A:10:LYS:C	2.55	0.45
1:E:46:ASN:OD1	1:E:201:ASP:OD1	2.35	0.45
1:A:2:ALA:HB1	1:A:33:TYR:CZ	2.51	0.45
1:E:57:VAL:HG13	1:E:71:TRP:CD1	2.52	0.45
1:F:72:SER:CB	1:F:91:LYS:NZ	2.72	0.45
1:F:24:VAL:CG1	1:F:97:LEU:HD11	2.45	0.45
1:D:42:ILE:HA	1:D:47:ARG:HG3	1.98	0.45
1:F:46:ASN:ND2	2:F:221:HOH:O	2.32	0.45
1:C:178:GLU:HB3	1:D:35:SER:OG	2.17	0.45
1:E:54:TYR:N	1:E:54:TYR:CD1	2.85	0.45
1:B:136:ASN:O	1:B:138:GLY:N	2.50	0.45
1:D:11:MSE:HE2	1:D:11:MSE:CA	2.46	0.45
1:E:150:LEU:HA	1:E:153:LEU:HD12	1.99	0.45
1:B:57:VAL:HG11	1:C:101:TYR:HB3	1.98	0.45
1:F:11:MSE:O	1:F:13:ASP:N	2.50	0.45
1:A:71:TRP:CB	1:A:122:LEU:CD2	2.94	0.45

*Continued on next page...*



*Continued from previous page...*

Atom-1	Atom-2	Distance(Å)	Clash(Å)
1:D:42:ILE:O	1:D:42:ILE:CG2	2.65	0.45
1:C:98:LYS:HG2	1:C:102:ARG:HH22	1.82	0.45
1:B:113:GLY:O	1:B:137:VAL:HG12	2.17	0.45
1:D:186:LEU:HD21	2:D:231:HOH:O	2.16	0.45
1:E:25:GLY:N	1:E:28:THR:OG1	2.30	0.45
1:B:30:ILE:CD1	1:B:34:LEU:HD11	2.47	0.45
1:B:77:LYS:HE3	1:B:79:SER:OG	2.17	0.45
1:F:5:ASP:C	1:F:6:GLY:O	2.55	0.45
1:A:182:PRO:HD2	2:A:293:HOH:O	2.17	0.45
1:C:22:ILE:HD11	1:C:24:VAL:CA	2.46	0.45
1:D:37:ILE:HG23	1:D:80:THR:CG2	2.46	0.45
1:D:149:VAL:HA	1:D:152:PHE:HD2	1.81	0.45
1:D:50:ILE:N	1:D:79:SER:O	2.36	0.45
1:D:109:VAL:O	1:D:133:ASN:ND2	2.48	0.45
1:F:46:ASN:N	1:F:46:ASN:ND2	2.65	0.45
1:D:156:ARG:HG2	1:D:170:LEU:HD23	1.98	0.45
1:A:156:ARG:HG2	1:A:167:LEU:HD13	1.98	0.45
1:A:163:LEU:HD21	1:A:199:VAL:N	2.31	0.45
1:C:147:THR:HB	1:C:150:LEU:HG	1.99	0.45
1:C:199:VAL:O	1:C:203:LEU:HG	2.16	0.45
1:D:145:ARG:HE	1:D:145:ARG:HB3	1.40	0.45
1:D:199:VAL:O	1:D:203:LEU:HG	2.17	0.45
1:F:116:ILE:H	1:F:136:ASN:CG	2.21	0.45
1:A:26:SER:HB3	1:A:94:HIS:ND1	2.32	0.45
1:A:76:VAL:HG22	1:A:87:LEU:HB2	1.98	0.45
1:D:2:ALA:HB1	1:D:33:TYR:CZ	2.52	0.45
1:D:25:GLY:O	1:D:27:SER:N	2.50	0.45
1:C:46:ASN:N	1:C:46:ASN:ND2	2.64	0.45
1:F:80:THR:C	1:F:197:VAL:HG21	2.38	0.44
1:C:47:ARG:CA	1:C:109:VAL:HG12	2.46	0.44
1:E:40:ASP:CB	1:E:83:LEU:HD12	2.47	0.44
1:C:5:ASP:OD1	1:C:5:ASP:N	2.45	0.44
2:A:273:HOH:O	1:F:153:LEU:HD22	2.17	0.44
1:B:29:ASP:O	1:B:32:PRO:HD2	2.16	0.44
1:E:174:GLU:HA	1:E:177:TRP:HE3	1.81	0.44
1:D:24:VAL:HG21	1:D:87:LEU:HD22	1.99	0.44
1:F:116:ILE:O	1:F:119:ASP:HB2	2.17	0.44
1:B:110:THR:HG22	1:B:112:VAL:CG2	2.48	0.44
1:B:138:GLY:O	1:B:139:LYS:C	2.55	0.44
1:B:2:ALA:O	1:B:36:LEU:HD11	2.16	0.44
1:B:75:SER:HB3	1:B:88:ARG:HA	1.99	0.44
1:C:175:ALA:HB1	1:D:43:LEU:HG	1.99	0.44

*Continued on next page...*

*Continued from previous page...*

Atom-1	Atom-2	Distance(Å)	Clash(Å)
1:A:147:THR:O	1:A:149:VAL:N	2.49	0.44
1:B:176:LYS:HB2	1:B:179:LYS:HE2	1.99	0.44
1:C:52:ASP:OD1	2:C:233:HOH:O	2.20	0.44
1:D:153:LEU:HD22	1:D:157:GLU:CG	2.46	0.44
1:F:9:PHE:HB3	1:F:11:MSE:HE3	1.99	0.44
1:C:19:THR:CG2	1:C:20:LYS:H	2.30	0.44
1:A:111:PHE:N	1:A:133:ASN:O	2.50	0.44
1:A:174:GLU:HG2	1:B:108:PHE:CZ	2.53	0.44
1:C:71:TRP:CD1	1:C:71:TRP:N	2.84	0.44
1:E:175:ALA:O	1:F:39:GLU:HB2	2.17	0.44
1:A:11:MSE:HB2	1:A:13:ASP:OD1	2.16	0.44
1:F:171:ASP:HA	1:F:174:GLU:HG3	2.00	0.44
1:C:116:ILE:O	1:C:120:LEU:HG	2.18	0.44
1:F:66:THR:O	1:F:67:LYS:HD3	2.16	0.44
1:E:147:THR:O	1:E:150:LEU:HG	2.16	0.44
1:D:57:VAL:HG23	1:D:57:VAL:O	2.17	0.44
1:F:77:LYS:HD3	1:F:189:ALA:HB1	1.98	0.44
1:E:34:LEU:CD1	1:E:99:ASP:HB3	2.40	0.44
1:C:75:SER:HG	1:C:86:PHE:HE1	1.64	0.44
1:E:144:ALA:HB1	1:E:206:GLU:CD	2.38	0.44
1:B:59:PHE:CZ	1:C:95:ASP:HA	2.52	0.44
1:D:160:HIS:HB2	1:D:167:LEU:CD1	2.47	0.44
1:F:197:VAL:O	1:F:201:ASP:CG	2.54	0.44
1:C:149:VAL:CB	1:D:140:LEU:HD21	2.48	0.44
1:E:39:GLU:CG	1:E:43:LEU:HD12	2.48	0.44
1:B:180:ALA:HA	1:B:184:GLU:OE2	2.17	0.44
1:A:112:VAL:HG13	1:A:135:ILE:HG23	1.99	0.44
1:C:59:PHE:HE2	2:D:264:HOH:O	1.99	0.44
1:B:181:GLY:H	1:B:184:GLU:CD	2.19	0.44
1:F:8:LYS:NZ	2:F:249:HOH:O	2.50	0.44
1:D:145:ARG:NH1	1:D:206:GLU:OE2	2.50	0.44
1:C:11:MSE:HE1	1:C:191:ILE:HG13	1.98	0.44
1:F:206:GLU:HB3	2:F:259:HOH:O	2.17	0.44
1:E:54:TYR:N	1:E:54:TYR:CD1	2.86	0.44
1:E:112:VAL:HG21	1:E:200:TRP:CD2	2.52	0.44
1:B:183:GLU:OE2	1:B:183:GLU:HA	2.18	0.44
1:A:170:LEU:HB2	1:A:191:ILE:HG21	2.00	0.44
1:B:26:SER:C	1:B:96:ASN:OD1	2.56	0.44
1:A:95:ASP:HA	1:A:98:LYS:HE2	2.00	0.44
1:F:204:SER:OG	1:F:205:ASP:N	2.51	0.44
1:C:55:TRP:O	1:C:74:SER:HB3	2.18	0.44
1:E:155:THR:HB	2:E:223:HOH:O	2.16	0.44

*Continued on next page...*

*Continued from previous page...*

Atom-1	Atom-2	Distance(Å)	Clash(Å)
1:E:159:ALA:HB2	1:E:195:LEU:HB3	2.00	0.44
1:A:67:LYS:HG2	1:B:126:ASN:O	2.18	0.44
1:A:53:VAL:HB	1:A:73:LEU:HD11	1.99	0.44
1:A:66:THR:OG1	1:A:66:THR:O	2.35	0.44
1:C:77:LYS:HZ2	1:C:193:GLY:N	2.15	0.44
1:B:36:LEU:O	1:B:39:GLU:HB3	2.16	0.44
1:B:48:ALA:HA	1:B:110:THR:N	2.31	0.44
1:C:150:LEU:HA	1:C:153:LEU:HD12	1.99	0.44
1:C:169:GLN:NE2	1:C:169:GLN:HA	2.33	0.44
1:E:169:GLN:HG2	1:E:187:GLU:OE1	2.18	0.44
1:E:78:LEU:O	1:E:84:CYS:HA	2.18	0.44
1:B:197:VAL:HG12	1:B:201:ASP:OD2	2.18	0.44
1:C:66:THR:HB	2:C:289:HOH:O	2.17	0.44
1:C:116:ILE:O	1:C:120:LEU:HG	2.18	0.44
1:F:50:ILE:CG1	1:F:112:VAL:HB	2.46	0.44
1:D:71:TRP:CD1	1:D:71:TRP:N	2.85	0.44
1:B:19:THR:OG1	1:B:186:LEU:HD21	2.18	0.44
1:C:169:GLN:HB3	2:C:221:HOH:O	2.17	0.44
1:C:25:GLY:N	1:C:28:THR:OG1	2.33	0.44
1:C:96:ASN:ND2	2:C:271:HOH:O	2.39	0.44
1:B:156:ARG:CG	1:C:47:ARG:NE	2.81	0.44
1:F:90:PRO:HD2	1:F:97:LEU:HD11	1.99	0.44
1:C:135:ILE:HD11	1:C:140:LEU:HD22	1.99	0.44
1:E:4:PHE:O	1:E:18:GLN:CD	2.56	0.44
1:D:160:HIS:HB2	1:D:167:LEU:HD12	2.00	0.44
1:E:22:ILE:HD12	1:E:85:LEU:HD11	1.99	0.44
1:F:50:ILE:HB	1:F:79:SER:HB2	1.98	0.44
1:F:31:SER:CB	1:F:32:PRO:HD3	2.39	0.44
1:D:4:PHE:CE2	1:D:83:LEU:HB3	2.53	0.44
1:C:116:ILE:HA	1:C:119:ASP:HB2	1.99	0.44
1:E:9:PHE:CZ	1:E:186:LEU:HG	2.52	0.44
1:C:31:SER:OG	1:C:32:PRO:HD3	2.18	0.44
1:A:202:GLN:CD	2:A:260:HOH:O	2.48	0.44
1:F:114:VAL:HG11	1:F:155:THR:CA	2.48	0.44
1:C:86:PHE:CE1	1:C:88:ARG:HG2	2.48	0.44
1:C:48:ALA:HB2	1:C:200:TRP:NE1	2.32	0.44
1:B:31:SER:N	1:B:32:PRO:CD	2.79	0.44
1:E:85:LEU:HD11	1:E:87:LEU:HD21	1.99	0.44
1:F:73:LEU:HD22	1:F:123:LEU:HD21	1.99	0.44
1:E:9:PHE:CE2	1:E:19:THR:HG21	2.51	0.44
1:F:37:ILE:HG22	1:F:103:PHE:HZ	1.82	0.44
1:D:176:LYS:CB	1:D:179:LYS:HD2	2.46	0.44

*Continued on next page...*

*Continued from previous page...*

Atom-1	Atom-2	Distance(Å)	Clash(Å)
1:B:48:ALA:HB2	1:B:200:TRP:NE1	2.33	0.44
1:C:107:LYS:HE3	1:C:132:ARG:CZ	2.48	0.44
1:E:195:LEU:O	1:E:198:ASN:N	2.51	0.44
1:F:191:ILE:HD11	2:F:287:HOH:O	2.17	0.44
1:C:37:ILE:HD11	1:C:85:LEU:HD22	2.00	0.44
1:B:20:LYS:HG2	1:B:33:TYR:CE1	2.52	0.44
1:B:120:LEU:HB2	2:B:237:HOH:O	2.17	0.44
1:D:17:VAL:HG21	1:D:194:TRP:CB	2.38	0.44
1:B:111:PHE:O	1:B:134:ALA:HA	2.17	0.44
1:C:92:PRO:HA	2:C:300:HOH:O	2.17	0.44
1:E:18:GLN:HB2	1:E:83:LEU:CD2	2.47	0.44
1:A:57:VAL:HG11	1:B:101:TYR:HB3	1.99	0.44
1:B:96:ASN:H	1:B:96:ASN:HD22	1.66	0.44
1:A:201:ASP:OD2	2:A:282:HOH:O	2.21	0.44
1:F:131:ILE:CG2	1:F:134:ALA:HB2	2.47	0.44
1:E:119:ASP:O	1:E:122:LEU:N	2.50	0.44
1:C:78:LEU:HD13	1:C:103:PHE:CE2	2.53	0.44
1:D:50:ILE:CD1	1:D:197:VAL:HA	2.48	0.44
1:B:76:VAL:HG12	1:B:77:LYS:N	2.33	0.44
1:C:7:PRO:HG2	1:C:9:PHE:CE2	2.53	0.44
1:D:157:GLU:OE1	1:E:47:ARG:HG3	2.17	0.44
1:A:197:VAL:HG13	2:A:248:HOH:O	2.18	0.44
1:A:148:LEU:HD12	1:B:144:ALA:HB2	2.00	0.44
1:B:21:THR:HA	1:B:86:PHE:O	2.17	0.44
1:B:39:GLU:CG	1:B:43:LEU:HD12	2.47	0.44
1:E:81:ARG:NH2	1:E:198:ASN:CG	2.71	0.44
1:D:97:LEU:HA	1:D:97:LEU:HD23	1.62	0.44
1:C:94:HIS:O	1:C:96:ASN:N	2.51	0.44
1:E:33:TYR:C	1:E:35:SER:N	2.67	0.44
1:A:182:PRO:HD2	2:A:298:HOH:O	2.17	0.44
1:C:59:PHE:CD1	1:C:59:PHE:N	2.85	0.44
1:E:163:LEU:O	1:E:164:TRP:HB2	2.18	0.44
1:B:80:THR:O	1:B:81:ARG:C	2.55	0.44
1:B:51:PHE:CD2	1:B:112:VAL:O	2.68	0.44
1:E:140:LEU:HG	1:E:140:LEU:O	2.18	0.44
1:D:81:ARG:HA	1:D:81:ARG:HH11	1.80	0.44
1:E:110:THR:HG22	1:E:111:PHE:H	1.83	0.44
1:C:34:LEU:HD22	1:C:103:PHE:CG	2.53	0.44
1:B:31:SER:CB	1:B:32:PRO:CD	2.95	0.44
1:B:50:ILE:HG12	1:B:197:VAL:HA	1.99	0.44
1:E:34:LEU:HB3	1:E:103:PHE:CD2	2.53	0.44
1:F:73:LEU:HG	1:F:89:LEU:HD12	2.00	0.44

*Continued on next page...*

*Continued from previous page...*

Atom-1	Atom-2	Distance(Å)	Clash(Å)
1:E:81:ARG:HH11	1:E:198:ASN:ND2	2.16	0.44
1:B:177:TRP:CD2	1:C:108:PHE:CZ	3.05	0.44
1:D:97:LEU:HD23	1:D:97:LEU:HA	1.77	0.44
1:C:88:ARG:NE	2:C:293:HOH:O	2.51	0.44
1:A:95:ASP:HA	1:A:98:LYS:HG2	1.98	0.44
1:D:116:ILE:O	1:D:119:ASP:N	2.50	0.44
1:A:159:ALA:CB	1:A:195:LEU:HB3	2.48	0.44
1:F:135:ILE:HG13	1:F:136:ASN:N	2.32	0.44
1:A:48:ALA:HB2	1:A:200:TRP:HE1	1.82	0.44
1:C:101:TYR:CE1	1:C:129:LEU:HD12	2.52	0.44
1:E:176:LYS:HA	1:E:178:GLU:OE2	2.16	0.44
1:A:91:LYS:HA	1:A:91:LYS:HD3	1.87	0.44
1:D:163:LEU:CD2	1:D:202:GLN:NE2	2.74	0.44
1:E:58:GLY:HA3	1:E:70:GLY:O	2.17	0.44
1:D:46:ASN:O	1:D:48:ALA:N	2.51	0.44
1:A:87:LEU:HD12	1:A:100:LEU:HD13	1.99	0.44
1:A:189:ALA:O	1:A:193:GLY:N	2.47	0.44
1:A:91:LYS:CB	1:A:92:PRO:CD	2.82	0.44
1:D:135:ILE:O	1:D:135:ILE:CG2	2.65	0.44
1:E:97:LEU:CD1	2:E:233:HOH:O	2.54	0.44
1:A:58:GLY:N	1:A:71:TRP:CD1	2.80	0.44
1:F:50:ILE:HG12	1:F:196:ILE:C	2.38	0.44
1:C:150:LEU:HB3	1:C:158:LEU:HD13	1.99	0.44
1:A:41:SER:O	1:A:46:ASN:N	2.50	0.44
1:A:192:GLU:OE2	2:A:207:HOH:O	2.21	0.44
1:E:125:GLU:O	1:E:126:ASN:C	2.56	0.44
1:A:5:ASP:OD1	1:A:20:LYS:NZ	2.40	0.44
1:B:25:GLY:O	1:B:94:HIS:HD2	2.01	0.44
1:C:4:PHE:CD2	1:C:20:LYS:CB	3.00	0.44
1:C:183:GLU:OE1	1:C:184:GLU:HG3	2.17	0.44
1:B:145:ARG:NH1	1:B:206:GLU:OE2	2.50	0.44
1:C:169:GLN:HA	1:C:169:GLN:NE2	2.33	0.44
1:F:156:ARG:HD3	1:F:156:ARG:C	2.38	0.44
1:C:22:ILE:CG2	1:C:87:LEU:HD22	2.48	0.44
1:E:81:ARG:NH1	1:E:198:ASN:ND2	2.56	0.44
1:A:8:LYS:CB	1:A:18:GLN:HG2	2.47	0.44
1:E:77:LYS:NZ	1:E:192:GLU:HB2	2.32	0.44
1:D:77:LYS:HG3	1:D:85:LEU:O	2.18	0.44
1:A:141:ALA:HB2	1:A:203:LEU:HD11	2.00	0.44
1:A:70:GLY:N	2:A:238:HOH:O	2.47	0.44
1:B:96:ASN:ND2	1:B:96:ASN:N	2.65	0.44
1:E:96:ASN:H	1:E:96:ASN:HD22	1.64	0.44

*Continued on next page...*

*Continued from previous page...*

Atom-1	Atom-2	Distance(Å)	Clash(Å)
1:B:55:TRP:CZ2	1:B:122:LEU:HB2	2.53	0.44
1:D:155:THR:HG21	1:D:192:GLU:HB3	2.00	0.44
1:C:111:PHE:O	1:C:134:ALA:HA	2.18	0.44
1:B:98:LYS:HB2	1:B:98:LYS:HZ3	1.82	0.44
1:B:80:THR:N	1:B:83:LEU:O	2.40	0.44
1:C:137:VAL:O	1:C:141:ALA:CB	2.66	0.44
1:A:13:ASP:C	1:A:13:ASP:OD1	2.56	0.44
1:B:50:ILE:HD13	1:B:197:VAL:HG22	1.99	0.44
1:A:91:LYS:HB3	1:A:92:PRO:HD3	1.99	0.44
1:E:151:GLU:HG2	1:E:152:PHE:CE2	2.53	0.44
1:F:97:LEU:HD23	1:F:97:LEU:HA	1.86	0.44
1:C:152:PHE:HE1	2:D:261:HOH:O	2.00	0.44
1:A:117:GLU:HA	1:A:120:LEU:HD12	2.00	0.44
1:F:8:LYS:CD	1:F:16:TYR:HB3	2.39	0.44
1:C:94:HIS:HB2	1:C:96:ASN:ND2	2.32	0.44
1:A:28:THR:O	1:A:96:ASN:HB2	2.17	0.44
1:E:115:GLN:NE2	2:E:230:HOH:O	2.51	0.44
1:A:91:LYS:CB	1:A:92:PRO:CD	2.94	0.44
1:A:178:GLU:HG2	1:A:179:LYS:H	1.83	0.44
1:D:137:VAL:HG22	1:D:158:LEU:HD21	2.00	0.44
1:C:82:ASN:O	1:C:83:LEU:HD23	2.18	0.44
1:A:135:ILE:HD13	1:F:152:PHE:CE1	2.51	0.44
1:A:156:ARG:HH21	1:A:171:ASP:CG	2.20	0.44
1:A:9:PHE:CD1	1:A:187:GLU:HG3	2.53	0.44
1:A:91:LYS:HB3	1:A:92:PRO:HD3	2.00	0.44
1:D:22:ILE:HG12	1:D:87:LEU:HD23	2.00	0.44
1:A:141:ALA:HB2	1:A:203:LEU:HD11	1.98	0.44
1:B:82:ASN:O	1:B:83:LEU:HD23	2.18	0.44
1:F:188:ALA:O	1:F:192:GLU:HG3	2.18	0.44
1:F:160:HIS:HB2	1:F:167:LEU:HD12	1.99	0.44
1:D:51:PHE:CZ	1:D:116:ILE:HG21	2.53	0.44
1:D:99:ASP:O	1:D:103:PHE:CB	2.66	0.44
1:A:9:PHE:CE2	1:A:186:LEU:HD22	2.53	0.44
1:C:81:ARG:HE	1:C:81:ARG:HB2	1.20	0.44
1:C:23:ASP:CG	1:C:88:ARG:HH21	2.20	0.44
1:C:4:PHE:HZ	1:C:37:ILE:HD11	1.83	0.44
1:F:41:SER:OG	1:F:47:ARG:HA	2.17	0.44
1:E:156:ARG:HG3	1:F:47:ARG:CZ	2.48	0.44
1:E:25:GLY:C	1:E:27:SER:H	2.21	0.44
1:F:76:VAL:HG21	1:F:100:LEU:HD21	2.00	0.44
1:D:194:TRP:HA	2:D:275:HOH:O	2.18	0.44
1:E:147:THR:HG21	1:E:161:ARG:NH2	2.28	0.44

*Continued on next page...*

*Continued from previous page...*

Atom-1	Atom-2	Distance(Å)	Clash(Å)
1:E:20:LYS:O	1:E:21:THR:C	2.55	0.44
1:D:4:PHE:CG	1:D:83:LEU:HD22	2.53	0.44
1:D:174:GLU:O	1:D:177:TRP:HB2	2.17	0.44
1:F:38:ARG:NH1	2:F:234:HOH:O	2.51	0.44
1:D:75:SER:HA	1:D:87:LEU:O	2.18	0.44
1:A:198:ASN:O	1:A:202:GLN:CG	2.65	0.44
1:E:4:PHE:CZ	1:E:85:LEU:HD13	2.53	0.44
1:F:97:LEU:HA	1:F:97:LEU:HD23	1.80	0.44
1:A:91:LYS:N	1:A:92:PRO:CD	2.80	0.43
1:F:112:VAL:HG13	1:F:135:ILE:HG23	2.00	0.43
1:A:111:PHE:O	1:A:134:ALA:HA	2.18	0.43
1:F:150:LEU:HB3	1:F:158:LEU:CD1	2.48	0.43
1:D:95:ASP:O	1:D:98:LYS:HG3	2.18	0.43
1:A:77:LYS:NZ	2:A:223:HOH:O	2.50	0.43
1:A:36:LEU:HD23	1:A:39:GLU:OE2	2.18	0.43
1:E:26:SER:HA	1:E:94:HIS:HD2	1.83	0.43
1:A:175:ALA:HB2	1:B:43:LEU:HD21	1.99	0.43
1:B:157:GLU:OE1	1:C:47:ARG:CD	2.65	0.43
1:F:46:ASN:ND2	2:F:301:HOH:O	2.48	0.43
1:E:122:LEU:HA	1:E:122:LEU:HD23	1.84	0.43
1:E:141:ALA:HB2	1:E:203:LEU:HD11	2.00	0.43
1:A:203:LEU:O	1:A:205:ASP:N	2.51	0.43
1:C:52:ASP:OD2	1:D:107:LYS:HE3	2.18	0.43
1:F:191:ILE:O	1:F:195:LEU:HG	2.18	0.43
1:E:71:TRP:CZ2	1:F:130:VAL:HB	2.53	0.43
1:B:93:PHE:CD2	1:B:97:LEU:HD12	2.53	0.43
1:F:22:ILE:CD1	1:F:85:LEU:HD11	2.48	0.43
1:C:96:ASN:N	1:C:96:ASN:HD22	2.15	0.43
1:B:142:ALA:CA	1:B:150:LEU:HB2	2.48	0.43
1:B:203:LEU:HA	1:B:203:LEU:HD23	1.75	0.43
1:A:127:HIS:HA	1:F:67:LYS:HG3	1.99	0.43
1:D:50:ILE:HB	1:D:79:SER:HB2	2.00	0.43
1:A:112:VAL:HG22	1:A:135:ILE:CG2	2.48	0.43
1:B:184:GLU:HA	1:B:187:GLU:HB3	2.00	0.43
1:A:94:HIS:O	1:F:59:PHE:CE1	2.71	0.43
1:B:3:SER:HA	1:B:36:LEU:CD1	2.47	0.43
1:D:68:THR:CG2	1:E:128:GLY:HA2	2.48	0.43
1:C:68:THR:C	1:C:70:GLY:N	2.70	0.43
1:A:47:ARG:HG3	1:F:157:GLU:CG	2.48	0.43
1:A:198:ASN:O	1:A:202:GLN:HG3	2.17	0.43
1:C:37:ILE:HD11	1:C:85:LEU:CD2	2.48	0.43
1:D:115:GLN:O	1:E:107:LYS:HE2	2.18	0.43

*Continued on next page...*



*Continued from previous page...*

Atom-1	Atom-2	Distance(Å)	Clash(Å)
1:A:48:ALA:HB2	1:A:200:TRP:NE1	2.33	0.43
1:B:38:ARG:NH1	2:B:267:HOH:O	2.51	0.43
1:E:151:GLU:HG2	1:E:152:PHE:CD2	2.53	0.43
1:A:35:SER:OG	1:A:38:ARG:NH2	2.51	0.43
1:C:23:ASP:OD2	1:C:88:ARG:NH2	2.51	0.43
1:E:38:ARG:NE	2:E:234:HOH:O	2.32	0.43
1:D:94:HIS:CG	1:D:95:ASP:N	2.86	0.43
1:B:145:ARG:HH12	1:B:202:GLN:HG3	1.83	0.43
1:B:135:ILE:HG23	1:B:135:ILE:O	2.19	0.43
1:E:170:LEU:HD11	1:E:174:GLU:OE2	2.18	0.43
1:D:30:ILE:O	1:D:31:SER:C	2.56	0.43
1:E:145:ARG:HE	1:E:206:GLU:CD	2.20	0.43
1:E:170:LEU:HD11	1:E:174:GLU:OE2	2.18	0.43
1:E:2:ALA:N	2:E:299:HOH:O	2.51	0.43
1:C:53:VAL:HB	1:C:73:LEU:CD1	2.49	0.43
1:A:3:SER:O	1:A:20:LYS:HD3	2.18	0.43
1:D:33:TYR:HB3	1:D:85:LEU:HD22	2.00	0.43
1:F:116:ILE:HA	1:F:119:ASP:OD2	2.18	0.43
1:A:90:PRO:HD2	1:A:97:LEU:CD1	2.44	0.43
1:D:46:ASN:O	1:D:47:ARG:CB	2.66	0.43
1:C:67:LYS:HB3	1:D:128:GLY:N	2.32	0.43
1:E:163:LEU:O	1:E:164:TRP:HB2	2.18	0.43
1:E:181:GLY:H	1:E:184:GLU:CD	2.21	0.43
1:F:9:PHE:CD1	1:F:187:GLU:HG3	2.53	0.43
1:D:152:PHE:O	1:D:153:LEU:HD23	2.18	0.43
1:D:25:GLY:O	1:D:27:SER:N	2.51	0.43
1:B:31:SER:CB	2:B:293:HOH:O	2.66	0.43
1:A:101:TYR:CD2	1:F:57:VAL:HG11	2.51	0.43
1:E:55:TRP:HH2	1:E:123:LEU:HG	1.83	0.43
1:B:145:ARG:CD	1:B:206:GLU:OE1	2.66	0.43
1:D:67:LYS:O	1:E:128:GLY:HA3	2.19	0.43
1:B:142:ALA:HB2	1:B:151:GLU:H	1.84	0.43
1:B:24:VAL:CG1	1:B:28:THR:HB	2.49	0.43
1:E:66:THR:O	1:E:69:SER:OG	2.29	0.43
1:E:39:GLU:HG3	1:E:43:LEU:HD12	2.00	0.43
1:F:108:PHE:C	1:F:109:VAL:CG1	2.87	0.43
1:A:20:LYS:HA	1:A:20:LYS:HD2	1.90	0.43
1:C:49:VAL:O	1:C:111:PHE:HA	2.19	0.43
1:E:38:ARG:HD2	1:E:108:PHE:HD1	1.83	0.43
1:A:97:LEU:O	1:A:101:TYR:HD1	2.01	0.43
1:F:150:LEU:HD21	1:F:161:ARG:HB3	2.01	0.43
1:B:85:LEU:HD21	1:B:87:LEU:HD21	2.00	0.43

*Continued on next page...*



*Continued from previous page...*

Atom-1	Atom-2	Distance(Å)	Clash(Å)
1:F:124:ARG:HG3	1:F:130:VAL:HG22	2.01	0.43
1:B:44:ASN:CG	1:B:82:ASN:HD21	2.21	0.43
1:B:76:VAL:HG12	1:B:78:LEU:HG	2.00	0.43
1:C:103:PHE:O	1:C:111:PHE:CZ	2.71	0.43
1:A:147:THR:HB	1:A:150:LEU:HD12	1.99	0.43
1:C:107:LYS:NZ	2:C:213:HOH:O	2.51	0.43
1:E:52:ASP:OD1	1:E:54:TYR:CE1	2.71	0.43
1:B:183:GLU:O	1:B:186:LEU:HB3	2.17	0.43
1:C:169:GLN:NE2	1:C:169:GLN:HA	2.31	0.43
1:A:108:PHE:HD1	2:A:252:HOH:O	2.01	0.43
1:C:192:GLU:CD	2:C:245:HOH:O	2.56	0.43
1:A:191:ILE:O	1:A:195:LEU:HG	2.18	0.43
1:F:148:LEU:HD23	2:F:277:HOH:O	2.18	0.43
1:A:136:ASN:O	1:A:139:LYS:HB3	2.19	0.43
1:F:135:ILE:HG13	1:F:136:ASN:N	2.33	0.43
1:B:156:ARG:CD	1:B:167:LEU:HD13	2.48	0.43
1:D:10:LYS:NZ	1:D:14:GLY:HA2	2.34	0.43
1:A:81:ARG:HB3	2:A:279:HOH:O	2.17	0.43
1:F:156:ARG:HG2	1:F:170:LEU:HD23	2.01	0.43
1:E:57:VAL:H	1:F:102:ARG:HH12	1.67	0.43
1:F:137:VAL:O	1:F:140:LEU:N	2.51	0.43
1:B:173:ILE:CG1	1:B:184:GLU:HB3	2.49	0.43
1:D:73:LEU:HG	1:D:89:LEU:HD12	1.99	0.43
1:F:49:VAL:O	1:F:111:PHE:HA	2.19	0.43
1:E:114:VAL:HG11	1:E:155:THR:HA	2.00	0.43
1:F:57:VAL:HG22	1:F:71:TRP:CZ2	2.53	0.43
1:A:77:LYS:HB2	1:A:86:PHE:CD1	2.53	0.43
1:A:148:LEU:HD12	1:B:144:ALA:HA	2.01	0.43
1:E:198:ASN:HA	1:E:201:ASP:HB2	2.00	0.43
1:A:152:PHE:CE2	1:B:140:LEU:HD13	2.53	0.43
1:C:169:GLN:HG2	1:C:187:GLU:OE1	2.18	0.43
1:F:36:LEU:O	1:F:37:ILE:C	2.57	0.43
1:A:91:LYS:HB3	1:A:92:PRO:HD3	2.00	0.43
1:A:117:GLU:HB2	1:A:136:ASN:ND2	2.33	0.43
1:B:152:PHE:CD2	1:C:135:ILE:HD13	2.53	0.43
1:A:9:PHE:CE2	1:A:186:LEU:CD2	3.02	0.43
1:D:97:LEU:HD23	1:D:97:LEU:HA	1.78	0.43
1:F:159:ALA:HA	1:F:199:VAL:CG2	2.49	0.43
1:C:11:MSE:HA	1:C:11:MSE:HE2	2.01	0.43
1:B:67:LYS:HB3	1:C:128:GLY:HA3	2.01	0.43
1:B:19:THR:HA	1:B:84:CYS:O	2.19	0.43
1:A:178:GLU:N	1:A:178:GLU:OE2	2.46	0.43

*Continued on next page...*

*Continued from previous page...*

Atom-1	Atom-2	Distance(Å)	Clash(Å)
1:A:8:LYS:HE2	1:A:18:GLN:NE2	2.33	0.43
1:D:76:VAL:HG11	1:D:104:PHE:HZ	1.83	0.43
1:C:31:SER:HB2	1:C:32:PRO:CD	2.46	0.43
1:D:135:ILE:HD11	1:D:140:LEU:HB2	2.01	0.43
1:A:67:LYS:HG2	1:B:125:GLU:O	2.19	0.43
1:E:154:GLY:CA	1:F:107:LYS:O	2.66	0.43
1:D:107:LYS:HE3	1:D:132:ARG:CZ	2.48	0.43
1:B:19:THR:HG21	1:B:186:LEU:HD11	2.00	0.43
1:C:51:PHE:CE1	1:C:111:PHE:HB3	2.53	0.43
1:A:56:ASP:HB3	1:A:72:SER:HB2	1.99	0.43
1:A:157:GLU:HG3	1:A:161:ARG:HG2	2.01	0.43
1:A:57:VAL:HG11	1:B:101:TYR:HB2	1.99	0.43
1:A:85:LEU:HD21	1:A:87:LEU:HD21	2.01	0.43
1:C:173:ILE:C	1:C:175:ALA:N	2.72	0.43
1:F:66:THR:C	1:F:67:LYS:HG2	2.39	0.43
1:B:46:ASN:OD1	2:B:313:HOH:O	2.21	0.43
1:E:141:ALA:HB2	1:E:203:LEU:HD11	2.01	0.43
1:E:148:LEU:O	1:E:150:LEU:N	2.52	0.43
1:A:4:PHE:N	2:A:290:HOH:O	2.29	0.43
1:B:173:ILE:HD13	1:B:184:GLU:C	2.39	0.43
1:D:163:LEU:O	1:D:164:TRP:HB2	2.19	0.43
1:C:161:ARG:NH2	1:D:205:ASP:OD1	2.52	0.43
1:C:30:ILE:HD11	1:C:100:LEU:HB2	1.99	0.43
1:D:66:THR:CB	1:D:69:SER:OG	2.46	0.43
1:A:157:GLU:OE2	1:A:160:HIS:ND1	2.48	0.43
1:C:198:ASN:O	1:C:201:ASP:HB2	2.18	0.43
1:E:164:TRP:HA	1:E:164:TRP:CE3	2.53	0.43
1:E:147:THR:HA	2:E:265:HOH:O	2.18	0.43
1:D:4:PHE:CE2	1:D:83:LEU:HD22	2.54	0.43
1:F:122:LEU:O	1:F:126:ASN:N	2.46	0.43
1:B:24:VAL:HG11	1:B:97:LEU:HD21	2.01	0.43
1:C:11:MSE:HG3	1:C:194:TRP:CE2	2.54	0.43
1:A:151:GLU:HG2	1:A:152:PHE:CE2	2.53	0.43
1:D:151:GLU:HB3	1:D:152:PHE:CE2	2.54	0.43
1:E:147:THR:CG2	1:E:161:ARG:HH21	2.27	0.43
1:A:68:THR:HG22	1:B:128:GLY:O	2.18	0.43
1:B:137:VAL:O	1:B:137:VAL:CG1	2.67	0.43
1:E:173:ILE:O	1:E:174:GLU:C	2.56	0.43
1:C:67:LYS:HG3	1:D:126:ASN:C	2.39	0.43
1:A:66:THR:HG23	1:A:69:SER:HB3	1.94	0.43
1:F:38:ARG:CZ	2:F:234:HOH:O	2.57	0.43
1:A:81:ARG:HB2	2:A:225:HOH:O	2.18	0.43

*Continued on next page...*

*Continued from previous page...*

Atom-1	Atom-2	Distance(Å)	Clash(Å)
1:A:148:LEU:HD23	2:A:300:HOH:O	2.18	0.43
1:B:145:ARG:HH12	1:B:202:GLN:CG	2.32	0.43
1:A:149:VAL:HG12	2:B:241:HOH:O	2.18	0.43
1:B:20:LYS:HG2	1:B:33:TYR:CE1	2.53	0.43
1:E:38:ARG:O	1:E:41:SER:HB3	2.19	0.43
1:D:51:PHE:CZ	1:D:116:ILE:HG21	2.53	0.43
1:E:80:THR:O	1:E:82:ASN:N	2.51	0.43
1:C:162:VAL:HG11	1:C:199:VAL:HG22	2.01	0.43
1:E:12:THR:HG23	2:E:272:HOH:O	2.18	0.43
1:F:50:ILE:CD1	1:F:50:ILE:N	2.81	0.43
2:B:233:HOH:O	1:C:38:ARG:NE	2.46	0.43
1:D:34:LEU:HD13	1:D:103:PHE:HB2	2.01	0.43
1:A:98:LYS:HB3	1:A:102:ARG:NH2	2.34	0.43
1:A:57:VAL:HG13	1:B:101:TYR:HB3	2.01	0.43
1:D:47:ARG:O	1:D:109:VAL:CA	2.67	0.43
1:A:139:LYS:O	1:A:140:LEU:C	2.55	0.43
1:B:177:TRP:CZ2	1:B:185:GLN:HB3	2.53	0.43
1:A:98:LYS:HB3	1:A:102:ARG:NH2	2.33	0.43
1:E:163:LEU:HD23	1:E:202:GLN:OE1	2.19	0.43
1:E:174:GLU:O	1:E:177:TRP:HB2	2.19	0.43
1:C:8:LYS:HG2	1:C:18:GLN:HG2	2.01	0.43
1:C:137:VAL:O	1:C:141:ALA:HB2	2.19	0.43
1:B:59:PHE:N	1:B:59:PHE:CD1	2.87	0.43
1:A:187:GLU:OE2	2:A:262:HOH:O	2.21	0.43
1:A:81:ARG:HB2	2:A:224:HOH:O	2.18	0.43
1:F:167:LEU:HD21	1:F:195:LEU:HD11	2.00	0.43
1:D:174:GLU:HG2	1:E:108:PHE:CZ	2.54	0.43
1:B:129:LEU:C	1:B:129:LEU:CD2	2.87	0.43
1:C:160:HIS:HB2	1:C:167:LEU:CD1	2.48	0.43
1:A:148:LEU:HD22	2:B:307:HOH:O	2.18	0.43
1:A:41:SER:OG	1:A:47:ARG:HA	2.18	0.43
1:A:50:ILE:CD1	1:A:50:ILE:N	2.82	0.43
1:D:57:VAL:HG23	1:D:57:VAL:O	2.19	0.43
2:B:232:HOH:O	1:C:38:ARG:NH1	2.44	0.43
1:D:156:ARG:CD	1:D:156:ARG:C	2.88	0.43
1:E:178:GLU:N	1:F:38:ARG:HH11	2.11	0.43
1:C:4:PHE:HA	1:C:20:LYS:HB2	2.00	0.43
1:A:169:GLN:O	1:A:172:SER:N	2.52	0.43
1:D:24:VAL:HG13	1:D:96:ASN:ND2	2.33	0.43
1:B:118:GLU:HG2	2:C:226:HOH:O	2.18	0.43
1:C:20:LYS:HB3	1:C:85:LEU:HD12	2.00	0.43
1:A:38:ARG:HG2	1:A:42:ILE:CD1	2.49	0.43

*Continued on next page...*

*Continued from previous page...*

Atom-1	Atom-2	Distance(Å)	Clash(Å)
1:B:156:ARG:CG	1:B:170:LEU:HD23	2.49	0.43
1:D:100:LEU:HD12	1:D:103:PHE:HB3	2.00	0.43
1:B:115:GLN:HB2	1:C:107:LYS:HE2	2.00	0.43
1:A:169:GLN:O	1:A:170:LEU:C	2.57	0.43
1:F:159:ALA:CB	1:F:195:LEU:HB3	2.49	0.43
1:D:119:ASP:N	2:D:209:HOH:O	2.24	0.43
1:C:31:SER:O	1:C:34:LEU:N	2.51	0.43
1:B:42:ILE:HD12	1:B:42:ILE:N	2.33	0.43
1:A:75:SER:HB3	1:A:87:LEU:O	2.19	0.43
1:F:181:GLY:HA3	2:F:304:HOH:O	2.19	0.43
1:F:140:LEU:HG	1:F:203:LEU:CD1	2.31	0.43
1:E:81:ARG:HH22	1:E:198:ASN:ND2	2.17	0.43
1:F:4:PHE:HA	1:F:20:LYS:HB2	2.01	0.43
1:D:126:ASN:N	1:D:126:ASN:HD22	2.17	0.43
1:D:81:ARG:CG	1:D:82:ASN:ND2	2.80	0.43
1:C:203:LEU:HD23	1:C:206:GLU:OE2	2.18	0.43
1:E:139:LYS:NZ	2:E:257:HOH:O	2.51	0.43
1:C:180:ALA:CA	1:C:184:GLU:OE2	2.59	0.43
1:B:11:MSE:SE	1:B:191:ILE:HA	2.68	0.43
1:B:38:ARG:O	1:B:41:SER:OG	2.24	0.43
1:B:147:THR:HG21	1:B:149:VAL:HG12	2.00	0.43
1:D:121:ASP:CA	1:D:125:GLU:OE1	2.66	0.43
1:A:130:VAL:HA	2:A:271:HOH:O	2.19	0.43
1:F:114:VAL:HG11	1:F:155:THR:H	1.82	0.43
1:D:145:ARG:HB3	1:D:145:ARG:HE	1.39	0.43
1:A:111:PHE:O	1:A:135:ILE:N	2.49	0.43
1:E:54:TYR:HB2	1:E:75:SER:HB2	2.01	0.43
1:B:173:ILE:O	1:B:176:LYS:HD2	2.19	0.43
1:B:145:ARG:HD2	1:B:206:GLU:OE1	2.18	0.43
1:F:35:SER:O	1:F:39:GLU:HB2	2.18	0.43
1:C:138:GLY:HA3	1:C:151:GLU:HA	2.01	0.43
1:A:201:ASP:OD2	2:A:280:HOH:O	2.21	0.43
1:D:104:PHE:O	1:D:131:ILE:HG23	2.19	0.43
1:E:178:GLU:OE2	1:E:178:GLU:N	2.40	0.43
1:E:55:TRP:O	1:F:102:ARG:NH2	2.50	0.43
1:D:54:TYR:N	1:D:54:TYR:CD1	2.87	0.43
1:C:20:LYS:HG3	1:C:20:LYS:O	2.19	0.43
1:B:50:ILE:CD1	1:B:112:VAL:HB	2.47	0.43
1:D:75:SER:CB	1:D:87:LEU:O	2.67	0.43
1:D:78:LEU:O	1:D:85:LEU:HB3	2.18	0.43
1:E:10:LYS:HB2	1:E:16:TYR:CZ	2.52	0.43
1:C:53:VAL:HA	1:C:75:SER:O	2.19	0.43

*Continued on next page...*

*Continued from previous page...*

Atom-1	Atom-2	Distance(Å)	Clash(Å)
1:C:47:ARG:NE	2:C:214:HOH:O	2.51	0.43
1:E:55:TRP:CH2	1:E:122:LEU:HB3	2.54	0.43
1:F:133:ASN:ND2	2:F:227:HOH:O	2.51	0.43
1:A:73:LEU:HD22	1:A:123:LEU:CD2	2.48	0.43
1:A:9:PHE:HE2	1:A:19:THR:HG21	1.84	0.43
1:B:151:GLU:HG2	1:B:152:PHE:CE2	2.53	0.43
1:C:163:LEU:CD1	1:C:199:VAL:HG23	2.43	0.43
1:A:156:ARG:HG2	1:A:167:LEU:HD13	2.00	0.43
1:E:196:ILE:HG13	2:E:240:HOH:O	2.19	0.43
1:E:6:GLY:O	1:E:7:PRO:C	2.57	0.43
1:D:196:ILE:HG22	1:D:196:ILE:O	2.18	0.43
1:C:114:VAL:HG21	1:C:155:THR:CG2	2.48	0.43
1:A:187:GLU:O	1:A:191:ILE:N	2.37	0.43
1:A:156:ARG:HD2	1:B:47:ARG:CG	2.46	0.43
1:F:4:PHE:HE1	1:F:36:LEU:HD12	1.84	0.43
1:E:67:LYS:C	1:E:69:SER:H	2.21	0.43
1:E:20:LYS:HE2	1:E:33:TYR:CZ	2.54	0.43
1:C:66:THR:O	1:C:69:SER:HB3	2.19	0.43
1:E:107:LYS:CE	1:E:132:ARG:CZ	2.97	0.42
1:E:174:GLU:HG2	1:F:108:PHE:CZ	2.54	0.42
1:D:165:SER:CB	2:D:221:HOH:O	2.66	0.42
1:A:78:LEU:HD12	1:A:85:LEU:HD23	2.00	0.42
1:C:97:LEU:O	1:C:99:ASP:N	2.51	0.42
1:E:151:GLU:OE2	2:E:210:HOH:O	2.21	0.42
1:C:71:TRP:N	1:C:71:TRP:CD1	2.87	0.42
1:F:135:ILE:HG12	1:F:136:ASN:N	2.34	0.42
1:F:103:PHE:C	1:F:105:ALA:H	2.23	0.42
1:B:68:THR:C	1:B:70:GLY:N	2.72	0.42
1:E:50:ILE:N	1:E:50:ILE:CD1	2.82	0.42
1:E:22:ILE:HB	1:E:87:LEU:HD23	2.01	0.42
1:D:115:GLN:HE22	1:D:152:PHE:HA	1.83	0.42
1:A:170:LEU:HD12	1:A:170:LEU:HA	1.85	0.42
1:E:20:LYS:HG2	1:E:33:TYR:CD1	2.54	0.42
1:B:39:GLU:O	1:B:42:ILE:N	2.52	0.42
1:D:8:LYS:HE2	1:D:18:GLN:HG2	2.00	0.42
1:C:99:ASP:OD1	1:C:102:ARG:NH1	2.51	0.42
1:E:115:GLN:O	1:F:107:LYS:HE2	2.19	0.42
1:A:160:HIS:HB2	1:A:167:LEU:CD1	2.48	0.42
1:E:74:SER:C	1:E:75:SER:HG	2.23	0.42
1:D:102:ARG:NH2	1:D:102:ARG:HG3	2.34	0.42
1:B:138:GLY:O	1:B:151:GLU:HA	2.19	0.42
1:F:55:TRP:HH2	1:F:123:LEU:HG	1.84	0.42

*Continued on next page...*

*Continued from previous page...*

Atom-1	Atom-2	Distance(Å)	Clash(Å)
1:F:49:VAL:HG23	1:F:109:VAL:HB	2.00	0.42
1:C:104:PHE:CB	1:C:131:ILE:HG12	2.49	0.42
1:C:174:GLU:OE1	1:C:192:GLU:OE2	2.36	0.42
1:D:40:ASP:O	1:D:44:ASN:N	2.50	0.42
1:C:7:PRO:O	1:C:19:THR:OG1	2.26	0.42
1:F:11:MSE:HG3	1:F:194:TRP:CD2	2.54	0.42
1:D:163:LEU:HD13	1:D:198:ASN:HB2	2.00	0.42
1:B:107:LYS:HE3	1:B:132:ARG:NH2	2.34	0.42
1:A:24:VAL:HG21	1:A:89:LEU:HD23	2.01	0.42
1:A:91:LYS:CB	1:A:92:PRO:CD	2.92	0.42
1:D:206:GLU:C	2:D:226:HOH:O	2.57	0.42
1:F:148:LEU:CB	2:F:211:HOH:O	2.61	0.42
1:E:130:VAL:HG13	2:E:230:HOH:O	2.18	0.42
1:F:22:ILE:HD12	1:F:85:LEU:HD11	2.01	0.42
1:D:20:LYS:HE3	1:D:22:ILE:HG22	2.00	0.42
1:D:85:LEU:HD12	1:D:86:PHE:N	2.34	0.42
1:F:34:LEU:HD13	1:F:103:PHE:HB2	2.01	0.42
1:D:90:PRO:HG2	1:D:93:PHE:HA	2.01	0.42
1:B:115:GLN:OE1	1:B:115:GLN:HA	2.19	0.42
1:E:50:ILE:HD12	1:E:112:VAL:HB	2.01	0.42
1:A:81:ARG:N	2:A:225:HOH:O	2.46	0.42
1:F:78:LEU:O	1:F:84:CYS:HA	2.18	0.42
1:F:104:PHE:CD1	1:F:129:LEU:HD11	2.54	0.42
1:D:135:ILE:HD11	1:D:140:LEU:HB2	2.01	0.42
1:A:101:TYR:CZ	1:A:129:LEU:HD23	2.54	0.42
1:B:170:LEU:HD13	1:B:191:ILE:HG21	2.00	0.42
1:E:20:LYS:HG3	1:E:22:ILE:HG13	2.01	0.42
1:D:91:LYS:HA	1:D:92:PRO:HA	1.87	0.42
1:D:177:TRP:CZ3	1:D:185:GLN:HG2	2.54	0.42
1:A:178:GLU:CG	1:A:179:LYS:H	2.33	0.42
1:F:54:TYR:N	1:F:54:TYR:CD1	2.87	0.42
1:F:49:VAL:O	1:F:110:THR:O	2.37	0.42
1:A:66:THR:CG2	1:A:69:SER:HB3	2.48	0.42
1:B:37:ILE:HG23	1:B:80:THR:CG2	2.50	0.42
1:A:114:VAL:CG2	1:A:158:LEU:HD23	2.50	0.42
1:A:202:GLN:O	1:A:203:LEU:C	2.58	0.42
1:B:145:ARG:NH2	1:B:162:VAL:O	2.53	0.42
1:F:143:GLU:O	1:F:144:ALA:C	2.55	0.42
1:D:165:SER:N	2:D:303:HOH:O	2.49	0.42
1:A:9:PHE:CD1	1:A:187:GLU:HG3	2.54	0.42
1:F:95:ASP:HB2	2:F:243:HOH:O	2.18	0.42
1:B:156:ARG:CD	1:C:47:ARG:NE	2.82	0.42

*Continued on next page...*

*Continued from previous page...*

Atom-1	Atom-2	Distance(Å)	Clash(Å)
1:E:155:THR:HG23	1:E:196:ILE:HD11	2.01	0.42
1:A:160:HIS:ND1	1:A:161:ARG:HD2	2.34	0.42
1:B:41:SER:OG	1:B:47:ARG:HA	2.18	0.42
1:A:31:SER:N	1:A:32:PRO:CD	2.82	0.42
1:F:81:ARG:NH1	1:F:198:ASN:OD1	2.49	0.42
1:D:188:ALA:O	1:D:192:GLU:HG3	2.19	0.42
1:E:156:ARG:NH2	1:E:167:LEU:CD1	2.83	0.42
1:D:93:PHE:CB	1:D:97:LEU:HD12	2.49	0.42
1:F:21:THR:C	1:F:22:ILE:CG1	2.87	0.42
1:D:4:PHE:N	1:D:4:PHE:CD1	2.87	0.42
1:D:52:ASP:O	1:D:76:VAL:HG13	2.20	0.42
1:A:147:THR:CG2	1:A:150:LEU:HG	2.50	0.42
1:A:174:GLU:OE1	1:A:192:GLU:OE2	2.36	0.42
1:C:31:SER:HB3	1:C:99:ASP:OD2	2.19	0.42
1:C:118:GLU:OE2	1:D:124:ARG:NH2	2.47	0.42
1:F:23:ASP:OD1	1:F:88:ARG:NH2	2.52	0.42
1:A:8:LYS:HA	1:A:17:VAL:O	2.18	0.42
1:A:177:TRP:HB3	1:B:38:ARG:NE	2.34	0.42
1:B:59:PHE:HD2	2:C:295:HOH:O	1.95	0.42
1:F:58:GLY:C	1:F:59:PHE:CG	2.92	0.42
1:C:169:GLN:HB3	2:C:308:HOH:O	2.18	0.42
1:D:183:GLU:O	1:D:186:LEU:HB3	2.19	0.42
1:C:138:GLY:HA3	2:C:209:HOH:O	2.19	0.42
1:B:148:LEU:HD13	1:C:143:GLU:CB	2.46	0.42
1:F:2:ALA:HB1	1:F:33:TYR:CE1	2.54	0.42
1:C:54:TYR:HE1	1:C:77:LYS:HB3	1.84	0.42
1:F:17:VAL:HG11	1:F:190:ALA:HB1	2.00	0.42
1:F:181:GLY:O	1:F:185:GLN:HG3	2.20	0.42
1:F:18:GLN:O	1:F:83:LEU:HA	2.19	0.42
1:E:107:LYS:HD2	1:E:132:ARG:NH1	2.34	0.42
1:C:163:LEU:HD11	1:C:198:ASN:HB2	2.00	0.42
1:C:1:SER:O	1:C:2:ALA:HB2	2.19	0.42
1:C:148:LEU:O	1:C:151:GLU:HB3	2.18	0.42
1:C:161:ARG:HG3	1:C:161:ARG:NH1	2.33	0.42
1:E:10:LYS:HE2	1:E:16:TYR:CE2	2.55	0.42
1:E:10:LYS:HB2	1:E:16:TYR:CE1	2.55	0.42
1:E:52:ASP:OD2	1:F:107:LYS:HD2	2.19	0.42
1:B:22:ILE:HG22	1:B:24:VAL:HG22	2.02	0.42
1:B:160:HIS:HB2	1:B:167:LEU:HD12	2.02	0.42
1:D:107:LYS:N	2:D:239:HOH:O	2.32	0.42
1:C:19:THR:CG2	1:C:20:LYS:N	2.82	0.42
1:C:57:VAL:O	1:C:57:VAL:HG23	2.19	0.42

*Continued on next page...*



*Continued from previous page...*

Atom-1	Atom-2	Distance(Å)	Clash(Å)
1:D:4:PHE:CZ	1:D:83:LEU:HD13	2.54	0.42
1:E:188:ALA:O	1:E:192:GLU:HG3	2.19	0.42
1:F:188:ALA:O	1:F:192:GLU:HG3	2.19	0.42
1:F:164:TRP:N	2:F:308:HOH:O	2.52	0.42
1:E:12:THR:HG21	1:E:166:ASP:HB3	2.02	0.42
1:F:44:ASN:HB3	1:F:81:ARG:HG2	2.02	0.42
1:B:21:THR:O	1:B:22:ILE:HG13	2.19	0.42
1:A:101:TYR:OH	1:A:127:HIS:O	2.27	0.42
2:B:232:HOH:O	1:C:38:ARG:NE	2.47	0.42
1:A:77:LYS:HE2	2:A:224:HOH:O	2.18	0.42
1:E:155:THR:O	1:E:156:ARG:C	2.58	0.42
1:E:149:VAL:HG21	1:F:204:SER:HB2	2.01	0.42
1:E:73:LEU:HD12	1:E:73:LEU:HA	1.84	0.42
1:E:86:PHE:HE1	1:E:88:ARG:HG3	1.84	0.42
1:C:112:VAL:HA	1:C:135:ILE:HG23	2.01	0.42
1:F:50:ILE:HG12	1:F:196:ILE:HG22	2.01	0.42
1:B:5:ASP:OD2	1:B:20:LYS:HD3	2.19	0.42
1:C:9:PHE:CE2	1:C:187:GLU:HA	2.54	0.42
1:D:201:ASP:O	1:D:202:GLN:C	2.58	0.42
1:B:176:LYS:HD2	1:B:180:ALA:CB	2.48	0.42
1:B:135:ILE:CD1	1:B:137:VAL:HG23	2.49	0.42
1:A:68:THR:O	1:A:126:ASN:ND2	2.37	0.42
1:C:118:GLU:CG	2:C:289:HOH:O	2.67	0.42
1:D:12:THR:CG2	1:D:166:ASP:HB3	2.48	0.42
1:A:31:SER:N	1:A:32:PRO:CD	2.83	0.42
1:D:126:ASN:N	1:D:126:ASN:HD22	2.17	0.42
1:B:53:VAL:HB	1:B:73:LEU:HD13	1.97	0.42
1:B:54:TYR:CE1	1:B:86:PHE:CE2	3.07	0.42
1:A:115:GLN:O	1:B:107:LYS:HE2	2.19	0.42
1:E:69:SER:HB3	1:E:125:GLU:OE1	2.20	0.42
1:B:111:PHE:O	1:B:134:ALA:CB	2.67	0.42
1:A:4:PHE:CG	1:A:20:LYS:HB2	2.54	0.42
1:C:76:VAL:HG11	1:C:104:PHE:HE1	1.83	0.42
1:B:71:TRP:CH2	1:C:130:VAL:HB	2.55	0.42
1:F:83:LEU:N	1:F:83:LEU:CD2	2.67	0.42
1:F:21:THR:HG22	1:F:22:ILE:N	2.34	0.42
1:F:170:LEU:HD11	1:F:188:ALA:HB1	2.02	0.42
1:D:117:GLU:OE1	1:D:117:GLU:CA	2.66	0.42
1:B:177:TRP:CH2	1:B:185:GLN:HB3	2.54	0.42
1:A:132:ARG:HA	1:F:118:GLU:HG3	2.00	0.42
1:C:21:THR:OG1	1:C:186:LEU:HD22	2.20	0.42
1:E:103:PHE:CE1	1:E:111:PHE:CE1	3.06	0.42

*Continued on next page...*



*Continued from previous page...*

Atom-1	Atom-2	Distance(Å)	Clash(Å)
1:A:11:MSE:HB3	1:A:194:TRP:CE2	2.54	0.42
1:E:20:LYS:HG2	1:E:33:TYR:CE1	2.54	0.42
1:A:47:ARG:CZ	1:F:156:ARG:HG3	2.49	0.42
1:C:135:ILE:HG21	1:C:200:TRP:HZ3	1.84	0.42
1:A:147:THR:HG22	1:A:149:VAL:HG12	2.02	0.42
1:E:77:LYS:HD3	1:E:189:ALA:HB1	2.00	0.42
1:B:151:GLU:OE2	2:B:222:HOH:O	2.21	0.42
1:A:31:SER:H	1:A:32:PRO:CD	2.32	0.42
1:F:50:ILE:HD12	1:F:112:VAL:HB	2.02	0.42
1:F:81:ARG:N	1:F:197:VAL:HG21	2.33	0.42
1:A:4:PHE:CG	1:A:83:LEU:HD22	2.55	0.42
1:D:148:LEU:HD11	1:E:143:GLU:HB3	2.01	0.42
1:C:54:TYR:CB	1:C:75:SER:HB2	2.48	0.42
1:B:183:GLU:O	1:B:187:GLU:N	2.46	0.42
1:E:137:VAL:O	1:E:139:LYS:N	2.52	0.42
1:A:173:ILE:HD13	1:A:184:GLU:O	2.19	0.42
1:E:59:PHE:CD1	1:E:67:LYS:HG2	2.55	0.42
1:A:36:LEU:O	1:A:39:GLU:HB3	2.20	0.42
1:D:115:GLN:HE22	1:D:152:PHE:HA	1.84	0.42
1:C:50:ILE:HA	1:C:112:VAL:O	2.19	0.42
1:B:163:LEU:O	1:B:164:TRP:HB2	2.20	0.42
1:B:44:ASN:ND2	1:B:82:ASN:ND2	2.67	0.42
1:B:34:LEU:HD13	1:B:103:PHE:CB	2.41	0.42
1:F:170:LEU:CD1	1:F:188:ALA:HB1	2.49	0.42
1:B:51:PHE:HA	1:B:77:LYS:O	2.19	0.42
1:C:19:THR:HA	1:C:84:CYS:O	2.20	0.42
1:D:55:TRP:CD1	1:D:55:TRP:N	2.86	0.42
1:D:29:ASP:OD2	1:D:31:SER:HB2	2.20	0.42
1:A:4:PHE:CZ	1:A:85:LEU:HB2	2.55	0.42
1:B:115:GLN:NE2	1:B:153:LEU:O	2.52	0.42
1:E:97:LEU:CG	2:E:233:HOH:O	2.67	0.42
1:A:67:LYS:HB3	1:B:128:GLY:CA	2.50	0.42
1:D:183:GLU:O	1:D:187:GLU:CB	2.67	0.42
1:E:73:LEU:HB3	1:E:93:PHE:HZ	1.84	0.42
1:C:194:TRP:CE2	1:C:198:ASN:ND2	2.88	0.42
1:D:80:THR:O	1:D:82:ASN:N	2.53	0.42
1:D:123:LEU:HB3	1:D:129:LEU:HB3	2.01	0.42
1:A:78:LEU:HD13	1:A:103:PHE:CE2	2.55	0.42
1:D:12:THR:HG21	1:D:166:ASP:O	2.20	0.42
1:A:167:LEU:O	1:A:171:ASP:HB2	2.19	0.42
1:F:187:GLU:O	1:F:191:ILE:HG13	2.19	0.42
1:A:68:THR:HG23	1:B:128:GLY:CA	2.50	0.42

*Continued on next page...*

*Continued from previous page...*

Atom-1	Atom-2	Distance(Å)	Clash(Å)
1:D:97:LEU:C	1:D:99:ASP:N	2.71	0.42
1:C:84:CYS:HB2	2:C:217:HOH:O	2.19	0.42
1:A:148:LEU:HB3	1:B:140:LEU:CD1	2.50	0.42
1:D:149:VAL:CG2	1:D:153:LEU:HD21	2.47	0.42
1:D:56:ASP:O	1:D:72:SER:N	2.53	0.42
1:F:139:LYS:HA	1:F:151:GLU:HB2	2.01	0.42
1:A:177:TRP:NE1	1:A:185:GLN:NE2	2.67	0.42
1:E:71:TRP:CH2	1:F:130:VAL:HB	2.54	0.42
1:A:73:LEU:HD21	1:A:76:VAL:CG1	2.50	0.42
1:C:173:ILE:O	1:C:175:ALA:N	2.53	0.42
1:B:130:VAL:CG1	1:B:131:ILE:N	2.82	0.42
1:A:107:LYS:HG2	1:F:115:GLN:HB2	2.01	0.42
1:F:124:ARG:HG2	1:F:124:ARG:NH1	2.31	0.42
1:C:96:ASN:H	1:C:96:ASN:HD22	1.67	0.42
1:D:150:LEU:HA	1:D:153:LEU:HD12	2.01	0.42
1:C:23:ASP:CG	1:C:88:ARG:NH2	2.73	0.42
1:A:47:ARG:HD2	1:F:157:GLU:OE1	2.18	0.42
1:B:170:LEU:HD13	1:B:191:ILE:CB	2.49	0.42
1:C:10:LYS:O	1:C:11:MSE:HG2	2.19	0.42
1:B:17:VAL:HG21	1:B:194:TRP:HB2	2.01	0.42
1:F:137:VAL:O	1:F:140:LEU:HB3	2.19	0.42
1:D:99:ASP:OD2	1:D:102:ARG:NH1	2.51	0.42
1:F:19:THR:CG2	1:F:20:LYS:N	2.83	0.42
1:D:10:LYS:HZ2	1:D:14:GLY:HA2	1.84	0.42
1:E:93:PHE:HB3	1:E:97:LEU:HD12	2.00	0.42
1:E:77:LYS:HG3	1:E:86:PHE:CD2	2.55	0.42
1:C:150:LEU:O	1:C:158:LEU:HD13	2.20	0.42
1:C:34:LEU:HB3	1:C:103:PHE:CE1	2.54	0.42
1:C:71:TRP:CZ2	1:D:130:VAL:HB	2.54	0.42
1:F:188:ALA:O	1:F:192:GLU:HB2	2.20	0.42
1:F:58:GLY:O	1:F:70:GLY:HA3	2.19	0.42
1:B:76:VAL:HG23	1:B:89:LEU:HD11	2.01	0.42
1:F:139:LYS:O	1:F:143:GLU:HB2	2.20	0.42
1:C:194:TRP:O	1:C:198:ASN:HB2	2.20	0.42
1:F:102:ARG:NH2	1:F:102:ARG:CG	2.83	0.42
1:A:175:ALA:HA	1:B:42:ILE:HD12	2.01	0.42
1:A:170:LEU:HD22	1:A:195:LEU:HD11	2.01	0.42
1:E:176:LYS:NZ	1:E:179:LYS:O	2.53	0.42
1:F:116:ILE:HG12	1:F:136:ASN:CA	2.49	0.42
1:C:77:LYS:NZ	1:C:192:GLU:HB2	2.35	0.42
1:A:178:GLU:CG	1:A:179:LYS:HG3	2.45	0.42
1:D:94:HIS:HD1	1:D:96:ASN:H	1.68	0.42

*Continued on next page...*

*Continued from previous page...*

Atom-1	Atom-2	Distance(Å)	Clash(Å)
1:D:24:VAL:HB	1:D:88:ARG:O	2.19	0.42
1:B:24:VAL:O	1:B:90:PRO:HD3	2.19	0.42
1:A:130:VAL:HB	1:F:71:TRP:CH2	2.55	0.42
1:E:55:TRP:HZ2	1:E:119:ASP:HB3	1.85	0.42
1:E:53:VAL:HG11	1:E:123:LEU:HD11	2.02	0.42
1:A:58:GLY:O	1:A:59:PHE:HD2	2.02	0.42
1:A:9:PHE:CE2	1:A:186:LEU:HD22	2.54	0.42
1:D:22:ILE:HD12	1:D:23:ASP:O	2.20	0.42
1:D:30:ILE:C	1:D:32:PRO:CD	2.87	0.42
1:B:145:ARG:NH2	1:B:202:GLN:HE22	2.17	0.42
1:D:137:VAL:CG1	1:D:138:GLY:H	2.31	0.42
1:C:51:PHE:HA	1:C:77:LYS:O	2.20	0.42
1:F:149:VAL:HG12	2:F:212:HOH:O	2.19	0.42
1:C:183:GLU:H	1:C:183:GLU:CD	2.22	0.42
1:B:70:GLY:O	1:B:71:TRP:C	2.58	0.42
1:D:71:TRP:CH2	1:E:130:VAL:HB	2.55	0.42
1:D:72:SER:OG	2:D:273:HOH:O	2.21	0.42
1:D:145:ARG:HH12	1:D:202:GLN:CG	2.33	0.42
1:B:170:LEU:CD1	1:B:188:ALA:HB1	2.49	0.42
1:A:193:GLY:O	1:A:195:LEU:N	2.51	0.42
1:A:58:GLY:N	1:A:71:TRP:CD1	2.88	0.42
1:F:180:ALA:HA	1:F:184:GLU:OE2	2.19	0.42
1:A:131:ILE:HG22	1:A:134:ALA:HB2	2.01	0.42
1:B:138:GLY:O	1:B:141:ALA:HB3	2.20	0.42
1:F:51:PHE:HA	1:F:77:LYS:O	2.19	0.42
1:A:145:ARG:HH12	1:A:162:VAL:HA	1.84	0.42
1:B:17:VAL:HA	1:B:82:ASN:O	2.19	0.42
1:B:88:ARG:O	1:B:89:LEU:HD23	2.20	0.42
1:B:79:SER:OG	2:B:226:HOH:O	2.21	0.42
1:A:116:ILE:HG12	1:A:136:ASN:OD1	2.20	0.42
1:A:58:GLY:N	1:A:71:TRP:CD1	2.74	0.42
1:C:37:ILE:HD13	1:C:83:LEU:HD12	2.02	0.42
1:B:8:LYS:NZ	2:B:294:HOH:O	2.52	0.42
1:A:112:VAL:HG22	1:A:135:ILE:HG22	2.01	0.42
1:F:4:PHE:CG	1:F:83:LEU:HD22	2.54	0.42
1:B:8:LYS:HE3	1:B:18:GLN:HG3	2.01	0.42
1:A:34:LEU:HA	1:A:34:LEU:HD23	1.80	0.42
1:B:43:LEU:O	1:B:44:ASN:OD1	2.38	0.42
1:C:52:ASP:CG	2:C:233:HOH:O	2.58	0.42
1:B:57:VAL:HG11	1:C:101:TYR:CB	2.49	0.42
1:B:6:GLY:O	1:B:7:PRO:C	2.57	0.42
1:D:153:LEU:HD22	1:D:157:GLU:HG2	2.01	0.42

*Continued on next page...*

*Continued from previous page...*

Atom-1	Atom-2	Distance(Å)	Clash(Å)
1:F:17:VAL:HG21	1:F:194:TRP:HB2	2.02	0.42
1:A:55:TRP:HH2	1:A:123:LEU:HD23	1.85	0.42
1:B:173:ILE:O	1:B:176:LYS:HD2	2.20	0.42
1:E:116:ILE:HG12	1:E:136:ASN:CB	2.50	0.42
1:A:113:GLY:O	1:A:137:VAL:HG12	2.20	0.42
1:F:20:LYS:HB3	1:F:85:LEU:HD13	2.02	0.42
1:B:94:HIS:HB2	1:B:96:ASN:HD21	1.85	0.42
1:D:54:TYR:N	1:D:75:SER:O	2.49	0.42
1:E:79:SER:CB	1:E:84:CYS:HA	2.46	0.42
1:F:94:HIS:N	2:F:238:HOH:O	2.52	0.42
1:E:4:PHE:HE1	1:E:84:CYS:N	2.17	0.42
1:F:18:GLN:HB2	1:F:83:LEU:HD23	2.00	0.42
1:F:4:PHE:HD2	1:F:18:GLN:O	2.03	0.42
1:B:167:LEU:HD23	1:B:167:LEU:HA	1.81	0.42
1:B:163:LEU:O	1:B:165:SER:N	2.52	0.42
1:B:8:LYS:HG2	1:B:16:TYR:CD2	2.55	0.42
1:C:10:LYS:N	1:C:10:LYS:CD	2.70	0.42
1:A:112:VAL:HG22	1:A:135:ILE:CG2	2.50	0.42
1:C:139:LYS:HB2	1:C:151:GLU:HG3	2.02	0.42
1:C:205:ASP:HB2	2:C:285:HOH:O	2.20	0.42
1:A:163:LEU:HD13	1:A:198:ASN:HB2	2.01	0.42
1:D:51:PHE:N	1:D:112:VAL:O	2.53	0.42
1:C:170:LEU:HD22	1:C:195:LEU:CD1	2.50	0.42
1:B:140:LEU:CG	1:B:203:LEU:HD13	2.32	0.42
1:A:132:ARG:NH2	1:F:119:ASP:OD2	2.52	0.42
1:A:149:VAL:HG11	1:B:204:SER:O	2.19	0.42
1:C:23:ASP:OD1	1:C:88:ARG:NH2	2.53	0.42
1:F:95:ASP:CG	1:F:98:LYS:HE3	2.40	0.42
1:C:55:TRP:C	1:C:74:SER:HB3	2.40	0.42
1:B:9:PHE:O	1:B:16:TYR:HA	2.19	0.42
1:A:183:GLU:HG3	2:A:264:HOH:O	2.19	0.42
1:C:145:ARG:HD2	1:C:162:VAL:HG22	2.01	0.42
1:D:107:LYS:HE3	1:D:132:ARG:CZ	2.50	0.42
1:C:23:ASP:CG	1:C:88:ARG:HH21	2.23	0.42
1:B:81:ARG:HD3	2:B:227:HOH:O	2.19	0.42
1:D:42:ILE:HD11	1:D:108:PHE:HD2	1.84	0.42
1:B:196:ILE:O	1:B:196:ILE:HG22	2.20	0.42
1:E:24:VAL:HG13	1:E:28:THR:HB	2.02	0.41
1:F:11:MSE:HG3	1:F:17:VAL:HG23	2.02	0.41
1:C:104:PHE:HB3	1:C:131:ILE:HA	2.01	0.41
1:F:84:CYS:SG	1:F:190:ALA:HA	2.60	0.41
1:F:138:GLY:O	1:F:142:ALA:N	2.37	0.41

*Continued on next page...*

*Continued from previous page...*

Atom-1	Atom-2	Distance(Å)	Clash(Å)
1:A:118:GLU:HA	1:A:118:GLU:OE2	2.20	0.41
1:D:22:ILE:HG23	1:D:85:LEU:HD11	2.01	0.41
1:F:53:VAL:HG21	1:F:119:ASP:HB3	2.02	0.41
1:A:159:ALA:O	1:A:162:VAL:N	2.50	0.41
1:A:92:PRO:C	1:A:94:HIS:H	2.22	0.41
1:C:170:LEU:HD11	1:C:174:GLU:CD	2.41	0.41
1:D:175:ALA:CB	1:E:43:LEU:HD21	2.50	0.41
1:C:34:LEU:HB3	1:C:103:PHE:CD1	2.55	0.41
1:D:112:VAL:HA	1:D:135:ILE:HG22	2.02	0.41
1:B:165:SER:O	1:B:167:LEU:HG	2.21	0.41
1:F:103:PHE:O	1:F:105:ALA:N	2.52	0.41
1:A:54:TYR:HD1	1:A:75:SER:O	2.01	0.41
1:C:17:VAL:HG12	1:C:18:GLN:O	2.20	0.41
1:D:180:ALA:HB1	1:D:184:GLU:HB2	2.02	0.41
1:D:20:LYS:O	1:D:85:LEU:HD12	2.20	0.41
1:C:22:ILE:HG23	1:C:87:LEU:HD23	2.02	0.41
1:E:103:PHE:CE1	1:E:111:PHE:HE1	2.37	0.41
1:A:91:LYS:HB3	1:A:92:PRO:CD	2.49	0.41
1:C:156:ARG:HD2	1:D:47:ARG:HD3	2.01	0.41
1:B:11:MSE:HG3	1:B:194:TRP:CD1	2.55	0.41
1:A:40:ASP:OD2	1:A:44:ASN:HB2	2.19	0.41
1:B:181:GLY:O	1:B:185:GLN:HG3	2.20	0.41
1:A:136:ASN:HB2	2:A:284:HOH:O	2.19	0.41
1:E:139:LYS:HE3	1:E:143:GLU:OE2	2.20	0.41
1:E:156:ARG:C	1:E:156:ARG:HD3	2.40	0.41
1:C:68:THR:C	1:C:70:GLY:N	2.74	0.41
1:F:47:ARG:HB3	1:F:109:VAL:HB	2.02	0.41
1:F:45:GLY:O	1:F:46:ASN:C	2.59	0.41
1:E:204:SER:C	1:E:206:GLU:N	2.73	0.41
1:D:66:THR:HG22	1:D:68:THR:OG1	2.21	0.41
1:B:47:ARG:HD2	2:B:219:HOH:O	2.19	0.41
1:D:100:LEU:O	1:D:104:PHE:HD1	2.03	0.41
1:D:112:VAL:HG13	1:D:135:ILE:CG2	2.50	0.41
1:A:177:TRP:O	1:A:180:ALA:N	2.41	0.41
1:B:44:ASN:CG	2:B:258:HOH:O	2.53	0.41
1:F:153:LEU:HB3	1:F:157:GLU:HB3	2.01	0.41
2:A:227:HOH:O	1:F:157:GLU:HB2	2.20	0.41
1:C:163:LEU:N	1:C:163:LEU:HD23	2.34	0.41
1:B:47:ARG:HB3	1:B:109:VAL:HG12	2.01	0.41
1:D:129:LEU:HD23	1:D:129:LEU:C	2.40	0.41
1:E:40:ASP:O	1:E:44:ASN:HB2	2.21	0.41
1:E:51:PHE:HA	1:E:77:LYS:O	2.20	0.41

*Continued on next page...*

*Continued from previous page...*

Atom-1	Atom-2	Distance(Å)	Clash(Å)
1:B:9:PHE:CE2	1:B:186:LEU:HG	2.56	0.41
1:E:49:VAL:HG11	1:E:103:PHE:CZ	2.49	0.41
1:A:145:ARG:NE	1:A:206:GLU:OE1	2.39	0.41
1:A:165:SER:O	1:A:167:LEU:HG	2.20	0.41
1:B:48:ALA:CB	1:B:110:THR:O	2.63	0.41
1:F:30:ILE:O	1:F:34:LEU:HG	2.20	0.41
1:E:88:ARG:CG	1:E:88:ARG:NH1	2.81	0.41
1:B:24:VAL:HG11	1:B:97:LEU:HD21	2.02	0.41
1:B:202:GLN:O	1:B:202:GLN:HG3	2.20	0.41
1:D:8:LYS:HE2	1:D:18:GLN:CG	2.50	0.41
1:E:120:LEU:HD23	1:E:120:LEU:HA	1.78	0.41
1:E:185:GLN:C	1:E:187:GLU:N	2.73	0.41
1:A:174:GLU:HG2	1:B:108:PHE:CE1	2.56	0.41
1:B:118:GLU:O	1:B:122:LEU:HG	2.20	0.41
1:D:136:ASN:C	1:D:138:GLY:N	2.73	0.41
1:B:108:PHE:HA	2:B:221:HOH:O	2.20	0.41
1:A:19:THR:HG22	1:A:84:CYS:HB3	2.01	0.41
1:B:4:PHE:HB3	1:B:18:GLN:HB3	2.02	0.41
1:F:94:HIS:HB2	1:F:96:ASN:OD1	2.20	0.41
1:E:159:ALA:CB	1:E:195:LEU:HB3	2.50	0.41
1:C:10:LYS:HE3	1:C:10:LYS:N	2.31	0.41
1:F:148:LEU:HA	1:F:148:LEU:HD23	1.71	0.41
1:A:143:GLU:O	1:A:146:GLY:N	2.47	0.41
1:E:17:VAL:HG22	1:E:81:ARG:O	2.20	0.41
1:B:56:ASP:O	1:B:72:SER:N	2.52	0.41
1:B:176:LYS:HD2	1:B:180:ALA:HB2	2.01	0.41
1:A:194:TRP:O	1:A:197:VAL:HB	2.20	0.41
1:B:77:LYS:HD2	1:B:189:ALA:HB1	2.02	0.41
1:B:50:ILE:HD12	1:B:112:VAL:HB	2.01	0.41
1:C:175:ALA:HA	1:D:42:ILE:HD12	2.02	0.41
1:E:110:THR:HA	1:E:133:ASN:ND2	2.35	0.41
1:E:97:LEU:HD22	1:E:100:LEU:CD2	2.50	0.41
1:D:85:LEU:HD21	1:D:87:LEU:HD21	2.02	0.41
1:C:145:ARG:HD2	1:C:203:LEU:CD2	2.51	0.41
1:F:167:LEU:CD2	1:F:195:LEU:HD11	2.50	0.41
1:D:203:LEU:C	1:D:205:ASP:H	2.23	0.41
1:C:84:CYS:SG	1:C:190:ALA:HA	2.59	0.41
1:C:189:ALA:HA	1:C:192:GLU:CG	2.50	0.41
1:D:103:PHE:O	1:D:111:PHE:CE2	2.73	0.41
1:A:108:PHE:HD1	1:F:174:GLU:OE2	2.03	0.41
1:E:135:ILE:CD1	1:E:200:TRP:HZ3	2.32	0.41
1:F:163:LEU:C	1:F:165:SER:H	2.24	0.41

*Continued on next page...*

*Continued from previous page...*

Atom-1	Atom-2	Distance(Å)	Clash(Å)
1:C:66:THR:O	1:C:69:SER:N	2.49	0.41
1:A:147:THR:O	1:A:149:VAL:N	2.52	0.41
1:E:54:TYR:CD1	1:E:54:TYR:N	2.88	0.41
1:D:119:ASP:OD2	2:D:209:HOH:O	2.22	0.41
1:F:28:THR:CG2	1:F:29:ASP:H	2.33	0.41
1:B:75:SER:HA	1:B:87:LEU:O	2.20	0.41
1:A:36:LEU:O	1:A:39:GLU:N	2.50	0.41
1:E:145:ARG:HH11	1:E:202:GLN:CG	2.33	0.41
1:F:3:SER:OG	1:F:5:ASP:OD1	2.32	0.41
1:E:57:VAL:CG1	1:E:58:GLY:N	2.82	0.41
1:D:167:LEU:CD2	1:D:195:LEU:HD11	2.50	0.41
1:A:110:THR:HA	1:A:133:ASN:OD1	2.20	0.41
1:A:141:ALA:HB2	1:A:203:LEU:HD11	2.02	0.41
1:C:148:LEU:HD13	1:D:143:GLU:HB3	2.03	0.41
1:B:78:LEU:O	1:B:84:CYS:HA	2.19	0.41
1:A:30:ILE:HG13	1:A:34:LEU:HD12	2.01	0.41
1:F:46:ASN:HD22	1:F:46:ASN:N	2.16	0.41
1:B:55:TRP:HH2	1:B:123:LEU:HG	1.84	0.41
1:D:66:THR:O	1:D:69:SER:HB3	2.21	0.41
1:E:81:ARG:NH2	1:E:198:ASN:OD1	2.54	0.41
1:D:113:GLY:O	1:D:137:VAL:HG12	2.20	0.41
1:C:32:PRO:O	1:C:35:SER:HB2	2.20	0.41
1:A:141:ALA:C	1:A:150:LEU:HD12	2.40	0.41
1:B:98:LYS:HB2	1:B:98:LYS:NZ	2.35	0.41
1:A:169:GLN:NE2	1:A:173:ILE:HD11	2.34	0.41
1:F:160:HIS:CE1	2:F:216:HOH:O	2.66	0.41
1:C:54:TYR:OH	1:C:77:LYS:HD3	2.20	0.41
1:D:53:VAL:HA	1:D:76:VAL:HA	2.01	0.41
1:B:37:ILE:O	1:B:40:ASP:HB3	2.20	0.41
1:E:107:LYS:HE3	1:E:132:ARG:NH2	2.36	0.41
1:A:4:PHE:CZ	1:A:37:ILE:HG12	2.54	0.41
1:A:191:ILE:HD11	2:A:320:HOH:O	2.20	0.41
1:D:78:LEU:HD13	1:D:103:PHE:CE2	2.55	0.41
1:C:29:ASP:OD2	1:C:31:SER:OG	2.35	0.41
1:A:161:ARG:HD2	1:A:161:ARG:HA	1.95	0.41
1:C:23:ASP:CG	1:C:88:ARG:NH2	2.74	0.41
1:D:28:THR:O	1:D:96:ASN:HB2	2.20	0.41
1:C:199:VAL:O	1:C:202:GLN:HB3	2.20	0.41
1:C:113:GLY:HA3	1:C:116:ILE:HG21	2.01	0.41
1:B:141:ALA:HB1	1:B:150:LEU:HD13	2.03	0.41
1:A:71:TRP:CH2	1:B:130:VAL:HB	2.55	0.41
1:A:57:VAL:HG12	1:A:58:GLY:N	2.35	0.41

*Continued on next page...*



*Continued from previous page...*

Atom-1	Atom-2	Distance(Å)	Clash(Å)
1:C:47:ARG:NH2	1:C:108:PHE:O	2.46	0.41
1:D:81:ARG:HG3	1:D:82:ASN:ND2	2.35	0.41
1:D:8:LYS:HE2	1:D:18:GLN:CG	2.51	0.41
1:A:105:ALA:O	1:A:132:ARG:HB2	2.19	0.41
1:E:4:PHE:HZ	1:E:85:LEU:HB2	1.83	0.41
1:C:161:ARG:HD3	1:C:164:TRP:CZ2	2.56	0.41
1:C:162:VAL:O	1:C:164:TRP:CD1	2.73	0.41
1:F:55:TRP:CH2	1:F:122:LEU:HB2	2.55	0.41
2:B:236:HOH:O	1:C:46:ASN:HA	2.20	0.41
1:C:141:ALA:O	1:C:150:LEU:HD12	2.20	0.41
1:A:42:ILE:HG23	1:A:47:ARG:HH12	1.80	0.41
1:B:68:THR:HG22	1:B:71:TRP:NE1	2.36	0.41
1:C:45:GLY:O	1:C:46:ASN:C	2.58	0.41
1:A:152:PHE:HE2	1:B:140:LEU:HD13	1.84	0.41
1:A:11:MSE:SE	1:A:191:ILE:HA	2.71	0.41
1:A:59:PHE:CA	2:A:295:HOH:O	2.33	0.41
1:A:149:VAL:HG21	1:B:204:SER:HA	2.01	0.41
1:E:50:ILE:HG12	1:E:197:VAL:N	2.35	0.41
1:F:197:VAL:O	1:F:201:ASP:OD1	2.38	0.41
1:A:51:PHE:CZ	1:A:116:ILE:HD13	2.55	0.41
1:D:170:LEU:HD21	1:D:192:GLU:HG3	2.01	0.41
1:C:114:VAL:HG22	1:C:137:VAL:HG12	2.03	0.41
1:C:52:ASP:OD1	1:D:107:LYS:HE3	2.20	0.41
1:A:101:TYR:HE2	1:A:128:GLY:C	2.23	0.41
1:A:49:VAL:HG23	1:A:109:VAL:HG11	2.01	0.41
1:D:168:GLY:N	2:D:273:HOH:O	2.53	0.41
1:A:19:THR:HA	1:A:84:CYS:O	2.20	0.41
1:A:81:ARG:NH1	2:A:212:HOH:O	2.53	0.41
1:A:201:ASP:HA	2:A:249:HOH:O	2.21	0.41
1:D:50:ILE:CG1	1:D:112:VAL:HB	2.44	0.41
1:B:33:TYR:HB3	1:B:85:LEU:CD1	2.50	0.41
1:D:149:VAL:HG22	1:D:149:VAL:O	2.20	0.41
1:C:22:ILE:HD12	1:C:23:ASP:C	2.41	0.41
1:A:135:ILE:HD12	2:A:237:HOH:O	2.20	0.41
1:E:147:THR:HB	1:E:150:LEU:CG	2.44	0.41
1:F:50:ILE:CD1	1:F:112:VAL:HB	2.51	0.41
1:A:11:MSE:O	1:A:13:ASP:N	2.53	0.41
1:D:22:ILE:CG2	1:D:85:LEU:HD11	2.51	0.41
1:F:19:THR:HG22	1:F:20:LYS:N	2.36	0.41
1:A:104:PHE:HA	1:A:111:PHE:CZ	2.55	0.41
1:A:8:LYS:HB2	1:A:18:GLN:HG2	2.02	0.41
1:D:97:LEU:HA	1:D:97:LEU:HD23	1.88	0.41

*Continued on next page...*



*Continued from previous page...*

Atom-1	Atom-2	Distance(Å)	Clash(Å)
1:A:78:LEU:HD22	1:A:103:PHE:HE2	1.86	0.41
1:C:38:ARG:NE	2:C:234:HOH:O	2.37	0.41
1:E:156:ARG:NH1	1:E:167:LEU:HB2	2.35	0.41
1:B:172:SER:O	1:B:176:LYS:HG3	2.20	0.41
1:D:55:TRP:HH2	1:D:123:LEU:N	2.18	0.41
1:A:161:ARG:HA	1:A:161:ARG:HD2	1.81	0.41
1:C:26:SER:HB3	1:C:94:HIS:CB	2.50	0.41
1:E:129:LEU:HD23	1:E:129:LEU:C	2.41	0.41
1:C:50:ILE:HG21	1:C:196:ILE:HB	2.03	0.41
1:D:174:GLU:OE1	1:D:192:GLU:OE2	2.39	0.41
1:B:115:GLN:O	1:C:107:LYS:HE2	2.20	0.41
1:A:92:PRO:HG2	1:A:94:HIS:HE1	1.86	0.41
1:B:187:GLU:O	1:B:191:ILE:HG13	2.21	0.41
1:D:54:TYR:N	1:D:54:TYR:CD1	2.88	0.41
1:A:34:LEU:O	1:A:35:SER:C	2.59	0.41
1:B:170:LEU:HD22	1:B:195:LEU:CD1	2.51	0.41
1:D:126:ASN:N	1:D:126:ASN:HD22	2.18	0.41
1:D:81:ARG:NH2	1:D:201:ASP:OD1	2.38	0.41
1:E:118:GLU:C	1:E:120:LEU:N	2.74	0.41
1:C:160:HIS:HA	2:C:271:HOH:O	2.21	0.41
1:D:112:VAL:HG11	1:D:200:TRP:HB2	2.03	0.41
1:D:47:ARG:O	1:D:109:VAL:CA	2.65	0.41
1:A:92:PRO:O	1:A:94:HIS:N	2.49	0.41
1:F:177:TRP:HZ3	1:F:188:ALA:CB	2.34	0.41
1:D:73:LEU:HB3	1:D:93:PHE:HZ	1.84	0.41
1:F:82:ASN:O	1:F:83:LEU:HD23	2.19	0.41
1:F:124:ARG:HG3	1:F:130:VAL:CG2	2.51	0.41
1:B:55:TRP:CA	1:B:72:SER:O	2.68	0.41
1:E:11:MSE:HB2	1:E:13:ASP:OD1	2.21	0.41
1:D:81:ARG:CB	1:D:81:ARG:NH1	2.63	0.41
1:E:148:LEU:HB2	2:E:215:HOH:O	2.21	0.41
1:B:75:SER:HA	1:B:87:LEU:O	2.20	0.41
1:C:40:ASP:OD1	1:C:82:ASN:ND2	2.50	0.41
1:E:55:TRP:CZ2	1:E:123:LEU:HG	2.55	0.41
1:C:49:VAL:HG13	1:C:80:THR:HG22	2.03	0.41
1:F:18:GLN:HA	2:F:261:HOH:O	2.20	0.41
1:B:20:LYS:HE2	1:B:33:TYR:CE1	2.55	0.41
1:A:119:ASP:OD1	1:B:132:ARG:HD3	2.21	0.41
1:F:3:SER:OG	1:F:5:ASP:CG	2.59	0.41
1:E:73:LEU:O	1:E:89:LEU:HD12	2.20	0.41
1:D:44:ASN:O	1:D:46:ASN:N	2.45	0.41
1:F:11:MSE:HG3	1:F:194:TRP:CD1	2.56	0.41

*Continued on next page...*

*Continued from previous page...*

Atom-1	Atom-2	Distance(Å)	Clash(Å)
1:A:105:ALA:C	2:A:208:HOH:O	2.58	0.41
1:F:135:ILE:HG13	1:F:136:ASN:N	2.36	0.41
1:A:195:LEU:O	1:A:199:VAL:HG23	2.21	0.41
1:B:112:VAL:HG22	1:B:135:ILE:CG2	2.50	0.41
1:E:71:TRP:O	1:E:126:ASN:ND2	2.44	0.41
1:A:93:PHE:CD2	1:A:97:LEU:HD13	2.56	0.41
1:B:42:ILE:HG13	1:B:47:ARG:HG2	2.03	0.41
1:D:115:GLN:HG2	1:D:153:LEU:O	2.21	0.41
1:E:113:GLY:HA3	1:E:116:ILE:HG21	2.02	0.41
1:B:78:LEU:HD12	1:B:87:LEU:HD11	2.02	0.41
1:B:86:PHE:CE1	1:B:88:ARG:HG2	2.54	0.41
1:A:15:SER:HB3	2:A:211:HOH:O	2.19	0.41
1:C:49:VAL:O	1:C:111:PHE:HA	2.21	0.41
1:C:174:GLU:OE1	1:C:192:GLU:OE2	2.38	0.41
1:D:120:LEU:CD2	1:D:131:ILE:HD12	2.50	0.41
1:E:172:SER:O	1:E:176:LYS:HG2	2.21	0.41
1:E:52:ASP:OD1	1:E:54:TYR:CZ	2.74	0.41
1:A:147:THR:HB	1:A:150:LEU:CD1	2.50	0.41
2:B:294:HOH:O	1:C:102:ARG:CG	2.68	0.41
1:C:131:ILE:HG21	1:C:134:ALA:HB2	2.03	0.41
1:D:116:ILE:O	1:D:119:ASP:HB2	2.21	0.41
1:E:137:VAL:HG21	1:E:158:LEU:HD21	1.98	0.41
1:E:97:LEU:HD21	2:E:233:HOH:O	2.20	0.41
1:B:135:ILE:HG12	1:B:136:ASN:N	2.35	0.41
1:A:163:LEU:HD11	1:A:199:VAL:HG23	2.03	0.41
1:A:107:LYS:HD3	1:F:114:VAL:O	2.21	0.41
1:F:26:SER:HB2	1:F:94:HIS:CG	2.55	0.41
1:D:3:SER:O	1:D:20:LYS:HD3	2.21	0.41
1:F:52:ASP:CB	1:F:77:LYS:HG2	2.47	0.41
1:F:51:PHE:CD1	1:F:51:PHE:C	2.94	0.41
1:A:186:LEU:O	1:A:187:GLU:C	2.60	0.41
1:A:104:PHE:O	1:A:131:ILE:HA	2.20	0.41
1:B:149:VAL:HB	2:B:278:HOH:O	2.20	0.41
1:C:153:LEU:CB	1:C:157:GLU:HB3	2.42	0.41
1:E:174:GLU:OE2	1:E:192:GLU:OE2	2.39	0.41
1:B:178:GLU:OE1	1:B:179:LYS:NZ	2.54	0.41
1:C:49:VAL:HG12	1:C:78:LEU:HD22	2.03	0.41
1:F:150:LEU:HB3	1:F:158:LEU:HD13	2.03	0.41
1:B:149:VAL:HG13	1:B:150:LEU:N	2.36	0.41
1:B:156:ARG:NE	1:B:167:LEU:HD13	2.36	0.41
1:A:10:LYS:C	1:A:11:MSE:HE2	2.41	0.41
1:F:120:LEU:HD23	1:F:120:LEU:HA	1.75	0.41

*Continued on next page...*

*Continued from previous page...*

Atom-1	Atom-2	Distance(Å)	Clash(Å)
1:C:37:ILE:HG23	1:C:80:THR:CG2	2.51	0.41
1:E:22:ILE:HD12	1:E:85:LEU:HD11	2.01	0.41
1:C:107:LYS:HB2	2:C:258:HOH:O	2.21	0.41
1:C:58:GLY:CA	1:D:98:LYS:CE	2.97	0.41
1:D:4:PHE:CG	1:D:20:LYS:HB2	2.56	0.41
1:A:57:VAL:CG1	1:B:101:TYR:CB	2.98	0.41
1:F:196:ILE:O	1:F:197:VAL:C	2.59	0.41
1:F:177:TRP:CZ2	1:F:185:GLN:NE2	2.87	0.41
1:B:152:PHE:HE1	1:C:140:LEU:HD13	1.86	0.41
1:B:163:LEU:C	1:B:165:SER:N	2.74	0.41
1:B:8:LYS:O	1:B:9:PHE:O	2.38	0.41
1:A:133:ASN:C	1:A:133:ASN:HD22	2.24	0.41
1:D:11:MSE:HA	2:D:266:HOH:O	2.20	0.41
1:C:25:GLY:H	1:C:28:THR:HG1	1.62	0.41
1:E:73:LEU:HD21	1:E:123:LEU:HD21	2.02	0.41
1:B:30:ILE:O	1:B:34:LEU:HD12	2.20	0.41
1:C:3:SER:CA	2:C:264:HOH:O	2.68	0.41
2:C:261:HOH:O	1:D:107:LYS:HB2	2.21	0.41
1:A:143:GLU:O	1:A:144:ALA:C	2.58	0.41
1:A:51:PHE:O	1:A:113:GLY:HA2	2.21	0.41
1:C:54:TYR:O	1:C:73:LEU:HD12	2.20	0.41
1:E:191:ILE:O	1:E:195:LEU:HG	2.21	0.41
1:B:18:GLN:O	1:B:83:LEU:HB2	2.21	0.41
1:C:34:LEU:HD22	1:C:103:PHE:CB	2.51	0.41
1:D:57:VAL:HB	1:D:71:TRP:CE2	2.55	0.41
1:A:163:LEU:HD21	1:A:199:VAL:HA	2.03	0.41
1:E:27:SER:O	1:E:28:THR:C	2.58	0.41
1:B:160:HIS:HB2	1:B:167:LEU:HD11	2.02	0.41
1:D:48:ALA:HB2	1:D:200:TRP:NE1	2.36	0.41
1:E:122:LEU:O	1:E:126:ASN:HB2	2.20	0.41
1:B:37:ILE:CG2	1:B:80:THR:HG21	2.47	0.41
1:E:52:ASP:CG	1:E:53:VAL:N	2.73	0.41
1:E:113:GLY:O	1:E:137:VAL:HG12	2.21	0.41
1:C:156:ARG:HD2	1:D:47:ARG:CZ	2.51	0.41
1:A:40:ASP:O	1:A:42:ILE:N	2.54	0.41
1:B:156:ARG:O	1:B:156:ARG:HD3	2.21	0.41
1:B:107:LYS:HE3	1:B:132:ARG:CZ	2.51	0.41
1:A:118:GLU:HB3	1:B:130:VAL:HG11	2.02	0.41
1:F:27:SER:HB3	2:F:229:HOH:O	2.19	0.41
1:B:46:ASN:HB2	2:B:310:HOH:O	2.20	0.41
1:D:110:THR:HG22	1:D:111:PHE:H	1.86	0.41
1:D:22:ILE:HD13	1:D:30:ILE:HG22	2.02	0.41

*Continued on next page...*

*Continued from previous page...*

Atom-1	Atom-2	Distance(Å)	Clash(Å)
1:B:32:PRO:O	1:B:36:LEU:HG	2.21	0.41
1:D:162:VAL:HG12	1:D:163:LEU:CD2	2.50	0.41
1:D:156:ARG:HG2	1:D:167:LEU:HD13	2.02	0.41
1:B:39:GLU:O	1:B:41:SER:N	2.54	0.41
1:B:8:LYS:HE3	1:B:16:TYR:CD2	2.55	0.41
1:C:148:LEU:HD13	1:D:143:GLU:OE1	2.21	0.41
1:F:4:PHE:CE2	1:F:83:LEU:HD22	2.56	0.41
1:B:94:HIS:HB2	1:B:96:ASN:ND2	2.36	0.41
1:C:23:ASP:OD2	1:C:88:ARG:NH2	2.54	0.41
1:C:23:ASP:OD1	1:C:88:ARG:NH2	2.54	0.41
1:A:129:LEU:HD23	1:A:129:LEU:HA	1.91	0.41
1:A:133:ASN:ND2	2:A:223:HOH:O	2.51	0.41
1:C:167:LEU:HD21	1:C:195:LEU:HD11	2.02	0.41
1:E:174:GLU:OE2	1:E:192:GLU:OE2	2.38	0.41
1:D:159:ALA:HB1	1:D:195:LEU:HD22	2.02	0.41
1:B:125:GLU:HG2	2:B:275:HOH:O	2.20	0.41
1:D:47:ARG:O	1:D:109:VAL:HA	2.21	0.41
1:D:114:VAL:O	1:D:115:GLN:C	2.59	0.41
1:D:81:ARG:HG3	1:D:82:ASN:CG	2.42	0.41
1:F:11:MSE:HE2	1:F:11:MSE:HA	2.03	0.41
1:A:114:VAL:O	1:A:115:GLN:C	2.59	0.41
1:D:34:LEU:HD22	1:D:103:PHE:CG	2.56	0.41
2:A:272:HOH:O	1:F:157:GLU:HG2	2.21	0.41
1:F:26:SER:CB	1:F:94:HIS:CD2	3.04	0.41
1:C:137:VAL:O	1:C:138:GLY:C	2.59	0.41
1:F:141:ALA:HB1	1:F:162:VAL:CG2	2.52	0.41
1:D:85:LEU:CD2	1:D:87:LEU:HD21	2.51	0.41
1:C:19:THR:HG21	1:C:186:LEU:CD1	2.51	0.41
1:B:4:PHE:HD1	1:B:4:PHE:N	2.19	0.41
1:D:46:ASN:CG	2:D:287:HOH:O	2.59	0.41
1:C:169:GLN:CB	2:C:309:HOH:O	2.69	0.41
1:F:55:TRP:N	1:F:55:TRP:CD1	2.89	0.41
1:B:153:LEU:HB3	1:B:157:GLU:HB2	2.03	0.41
1:A:170:LEU:HD13	1:A:191:ILE:HB	2.03	0.41
1:D:115:GLN:O	1:E:107:LYS:HE2	2.21	0.41
1:D:177:TRP:CH2	1:D:185:GLN:HG2	2.55	0.41
1:B:114:VAL:HG21	1:B:155:THR:HG23	2.02	0.41
1:E:81:ARG:NE	2:E:258:HOH:O	2.32	0.41
1:B:13:ASP:OD2	1:B:15:SER:HB3	2.21	0.41
1:A:80:THR:OG1	1:A:83:LEU:HB2	2.21	0.41
1:C:68:THR:HG21	1:D:124:ARG:NH1	2.36	0.41
1:A:91:LYS:HB3	1:A:92:PRO:CD	2.51	0.41

*Continued on next page...*

*Continued from previous page...*

Atom-1	Atom-2	Distance(Å)	Clash(Å)
1:B:30:ILE:HG12	2:B:236:HOH:O	2.21	0.41
1:A:32:PRO:O	1:A:36:LEU:HG	2.21	0.41
1:B:38:ARG:CG	1:B:42:ILE:HD12	2.51	0.41
1:A:177:TRP:CD2	1:B:108:PHE:HE2	2.39	0.41
1:F:57:VAL:HG12	1:F:58:GLY:H	1.86	0.41
1:A:31:SER:N	1:A:32:PRO:CD	2.84	0.41
1:E:120:LEU:O	1:E:121:ASP:C	2.58	0.41
1:E:152:PHE:CD1	1:F:135:ILE:HD12	2.56	0.41
1:F:50:ILE:CG2	1:F:193:GLY:HA2	2.51	0.41
1:D:203:LEU:O	1:D:205:ASP:N	2.54	0.41
1:F:54:TYR:N	1:F:54:TYR:CD1	2.88	0.41
1:D:67:LYS:HE3	1:E:126:ASN:O	2.21	0.40
1:D:80:THR:N	1:D:83:LEU:O	2.53	0.40
1:B:200:TRP:CD1	1:B:201:ASP:N	2.89	0.40
1:C:69:SER:HA	1:C:126:ASN:ND2	2.36	0.40
1:D:203:LEU:C	1:D:205:ASP:H	2.25	0.40
1:C:57:VAL:HG12	1:C:71:TRP:CD2	2.56	0.40
1:F:39:GLU:O	1:F:43:LEU:HB2	2.21	0.40
1:C:120:LEU:HD23	1:C:120:LEU:HA	1.93	0.40
1:E:162:VAL:HG11	1:E:199:VAL:HG13	2.03	0.40
1:C:55:TRP:CH2	1:C:122:LEU:HB2	2.56	0.40
1:A:108:PHE:HD1	2:A:250:HOH:O	2.03	0.40
1:B:11:MSE:HE1	1:B:191:ILE:CG1	2.51	0.40
1:B:40:ASP:OD2	1:B:44:ASN:HB2	2.21	0.40
1:A:9:PHE:CD1	1:A:187:GLU:HG3	2.56	0.40
1:D:140:LEU:HD23	1:D:200:TRP:CZ3	2.57	0.40
1:F:81:ARG:NH2	1:F:198:ASN:HD21	2.19	0.40
1:B:4:PHE:HA	1:B:20:LYS:HB2	2.03	0.40
1:C:174:GLU:OE2	1:D:47:ARG:NH1	2.53	0.40
1:D:42:ILE:HA	1:D:47:ARG:HG3	2.03	0.40
1:D:5:ASP:C	1:D:5:ASP:OD2	2.60	0.40
1:A:165:SER:HB2	2:A:271:HOH:O	2.20	0.40
1:A:184:GLU:O	1:A:187:GLU:HB3	2.20	0.40
1:A:191:ILE:HG21	1:A:191:ILE:HD13	1.90	0.40
1:B:191:ILE:HG22	1:B:195:LEU:CD1	2.51	0.40
1:C:177:TRP:CZ2	1:C:185:GLN:NE2	2.89	0.40
1:F:37:ILE:HD13	1:F:83:LEU:CB	2.50	0.40
1:F:36:LEU:HB3	1:F:83:LEU:HD11	2.03	0.40
1:D:150:LEU:HB3	1:D:158:LEU:CD1	2.51	0.40
1:E:82:ASN:HB3	1:E:83:LEU:CG	2.49	0.40
1:A:32:PRO:C	1:A:35:SER:HB2	2.41	0.40
1:A:161:ARG:CG	1:A:161:ARG:NH1	2.84	0.40

*Continued on next page...*

*Continued from previous page...*

Atom-1	Atom-2	Distance(Å)	Clash(Å)
1:F:124:ARG:CG	1:F:124:ARG:NH1	2.82	0.40
1:E:156:ARG:HD3	1:E:156:ARG:C	2.41	0.40
1:F:55:TRP:CZ3	1:F:73:LEU:N	2.89	0.40
1:E:107:LYS:HD2	1:E:132:ARG:CZ	2.51	0.40
1:B:147:THR:HB	1:B:150:LEU:HD11	2.02	0.40
1:B:54:TYR:CD1	1:B:54:TYR:N	2.89	0.40
1:A:193:GLY:O	1:A:197:VAL:N	2.44	0.40
1:A:130:VAL:HB	1:F:71:TRP:CH2	2.55	0.40
1:F:24:VAL:HG22	1:F:30:ILE:CG2	2.50	0.40
1:D:30:ILE:CD1	1:D:34:LEU:HD11	2.51	0.40
1:F:162:VAL:O	1:F:163:LEU:HD23	2.21	0.40
1:F:89:LEU:HD22	1:F:97:LEU:HD21	2.03	0.40
1:D:20:LYS:HG2	1:D:33:TYR:CE1	2.56	0.40
1:C:68:THR:C	1:C:70:GLY:N	2.73	0.40
1:C:142:ALA:HA	1:C:147:THR:O	2.22	0.40
1:D:165:SER:HB2	2:D:221:HOH:O	2.21	0.40
1:C:151:GLU:HG2	1:C:152:PHE:CZ	2.56	0.40
1:B:19:THR:CB	1:B:186:LEU:HD21	2.52	0.40
1:B:4:PHE:O	1:B:18:GLN:HB3	2.22	0.40
1:E:131:ILE:CG2	1:E:134:ALA:HB2	2.51	0.40
1:E:54:TYR:N	1:E:54:TYR:CD1	2.89	0.40
1:F:53:VAL:HG12	1:F:73:LEU:HD11	2.04	0.40
1:E:113:GLY:O	1:E:137:VAL:HG12	2.21	0.40
1:B:76:VAL:HG21	1:B:100:LEU:HD21	2.02	0.40
1:D:118:GLU:HB3	1:E:130:VAL:HG11	2.03	0.40
1:C:76:VAL:HG11	1:C:104:PHE:CE1	2.56	0.40
1:C:54:TYR:N	1:C:54:TYR:CD1	2.89	0.40
1:F:22:ILE:HD12	1:F:87:LEU:HD21	2.04	0.40
1:D:118:GLU:OE1	1:E:124:ARG:NH2	2.44	0.40
1:B:163:LEU:O	1:B:164:TRP:O	2.39	0.40
1:D:34:LEU:O	1:D:103:PHE:CE1	2.74	0.40
1:B:147:THR:O	1:B:150:LEU:HG	2.21	0.40
1:C:10:LYS:O	1:C:11:MSE:HE2	2.21	0.40
1:E:196:ILE:CG1	2:E:240:HOH:O	2.69	0.40
1:E:50:ILE:HG12	1:E:197:VAL:HA	2.03	0.40
1:A:179:LYS:NZ	2:A:255:HOH:O	2.53	0.40
1:C:57:VAL:HG21	1:D:101:TYR:HB2	2.02	0.40
1:C:67:LYS:O	1:D:128:GLY:HA3	2.22	0.40
1:C:114:VAL:O	1:C:115:GLN:O	2.39	0.40
1:D:110:THR:HA	1:D:133:ASN:ND2	2.36	0.40
1:C:68:THR:CG2	1:D:128:GLY:HA2	2.49	0.40
1:A:71:TRP:NE1	1:B:128:GLY:O	2.43	0.40

*Continued on next page...*

*Continued from previous page...*

Atom-1	Atom-2	Distance(Å)	Clash(Å)
1:E:54:TYR:HD1	1:E:75:SER:O	2.04	0.40
1:B:124:ARG:CB	1:B:124:ARG:HH11	2.34	0.40
1:A:85:LEU:CD2	1:A:87:LEU:HD11	2.52	0.40
1:A:200:TRP:O	1:A:201:ASP:C	2.57	0.40
1:F:202:GLN:NE2	1:F:202:GLN:HA	2.37	0.40
1:E:174:GLU:O	1:F:38:ARG:HD3	2.21	0.40
1:F:93:PHE:N	1:F:93:PHE:CD1	2.90	0.40
1:B:59:PHE:CE2	1:C:101:TYR:CZ	3.10	0.40
1:C:104:PHE:CD1	1:C:129:LEU:HD21	2.57	0.40
1:B:126:ASN:N	1:B:126:ASN:OD1	2.55	0.40
1:A:68:THR:HG23	1:B:128:GLY:HA3	2.04	0.40
1:A:93:PHE:O	1:A:94:HIS:C	2.58	0.40
1:E:4:PHE:CD2	1:E:20:LYS:HB2	2.57	0.40
1:C:80:THR:HA	2:C:269:HOH:O	2.20	0.40
1:F:33:TYR:HB3	1:F:85:LEU:HD11	2.03	0.40
1:A:186:LEU:O	1:A:186:LEU:HD23	2.22	0.40
1:C:96:ASN:N	1:C:96:ASN:ND2	2.69	0.40
1:B:40:ASP:OD1	1:B:83:LEU:HG	2.20	0.40
1:D:125:GLU:C	1:D:126:ASN:HD22	2.24	0.40
1:E:119:ASP:O	1:E:122:LEU:N	2.51	0.40
1:C:172:SER:HB3	2:C:282:HOH:O	2.21	0.40
1:A:94:HIS:CD2	2:A:313:HOH:O	2.73	0.40
1:B:92:PRO:HD2	2:B:245:HOH:O	2.21	0.40
1:D:93:PHE:CG	1:D:97:LEU:HD12	2.56	0.40
1:F:81:ARG:HD2	1:F:197:VAL:HG11	2.02	0.40
1:A:17:VAL:HA	1:A:82:ASN:HA	2.02	0.40
1:D:67:LYS:HE3	1:E:125:GLU:O	2.22	0.40
1:A:50:ILE:HA	1:A:50:ILE:HD13	1.95	0.40
1:B:148:LEU:HB3	1:C:140:LEU:CD1	2.51	0.40
1:A:22:ILE:HD11	1:A:33:TYR:CG	2.56	0.40
1:B:142:ALA:O	1:B:146:GLY:N	2.53	0.40
1:F:192:GLU:HA	1:F:195:LEU:HD12	2.03	0.40
1:D:124:ARG:HG3	1:D:130:VAL:HG22	2.02	0.40
1:D:143:GLU:O	1:D:144:ALA:C	2.60	0.40
1:B:95:ASP:O	1:B:98:LYS:HG3	2.22	0.40
1:A:148:LEU:HD13	1:B:143:GLU:HB3	2.03	0.40
1:A:143:GLU:OE2	1:F:148:LEU:HD13	2.21	0.40
1:B:8:LYS:HG3	1:B:18:GLN:HA	2.03	0.40
1:D:22:ILE:HD12	1:D:23:ASP:C	2.41	0.40
1:D:131:ILE:CG2	1:D:134:ALA:HB2	2.51	0.40
1:F:8:LYS:NZ	2:F:282:HOH:O	2.50	0.40
1:D:17:VAL:CG1	1:D:84:CYS:HB2	2.50	0.40

*Continued on next page...*



*Continued from previous page...*

Atom-1	Atom-2	Distance(Å)	Clash(Å)
1:C:59:PHE:CD1	1:C:59:PHE:N	2.89	0.40
1:E:56:ASP:HA	1:F:102:ARG:HH12	1.87	0.40
1:C:6:GLY:HA3	1:C:19:THR:CG2	2.49	0.40
1:F:116:ILE:O	1:F:120:LEU:HB2	2.21	0.40
1:B:24:VAL:O	1:B:90:PRO:HD3	2.22	0.40
1:A:156:ARG:CG	1:B:47:ARG:NH1	2.85	0.40
1:C:10:LYS:C	1:C:11:MSE:HE2	2.41	0.40
1:E:19:THR:HA	1:E:84:CYS:O	2.21	0.40
1:A:169:GLN:HB3	2:A:258:HOH:O	2.21	0.40
1:C:173:ILE:HD11	1:C:187:GLU:OE2	2.22	0.40
1:E:179:LYS:NZ	2:E:297:HOH:O	2.54	0.40
1:E:20:LYS:HG2	1:E:33:TYR:CD1	2.56	0.40
1:B:18:GLN:NE2	2:B:323:HOH:O	2.33	0.40
1:C:148:LEU:HD12	1:D:144:ALA:HA	2.03	0.40
1:E:174:GLU:HA	1:E:177:TRP:CE3	2.57	0.40
1:E:155:THR:CB	2:E:223:HOH:O	2.69	0.40
1:B:71:TRP:HZ2	1:C:128:GLY:O	2.03	0.40
1:C:163:LEU:HD21	1:C:199:VAL:HG22	2.02	0.40
1:D:124:ARG:CG	1:D:124:ARG:HH11	2.34	0.40
1:C:44:ASN:O	1:C:46:ASN:N	2.48	0.40
1:D:148:LEU:N	2:D:223:HOH:O	2.46	0.40
1:F:172:SER:O	1:F:176:LYS:HG2	2.22	0.40
1:F:46:ASN:O	1:F:47:ARG:HB2	2.22	0.40
1:B:40:ASP:OD1	1:B:82:ASN:N	2.42	0.40
1:E:9:PHE:CE2	1:E:187:GLU:CA	3.00	0.40
1:A:39:GLU:HA	1:F:175:ALA:O	2.22	0.40
1:A:107:LYS:HE2	1:F:115:GLN:O	2.22	0.40
1:C:40:ASP:HB2	2:C:267:HOH:O	2.21	0.40
1:F:35:SER:O	1:F:38:ARG:HB3	2.21	0.40
1:B:156:ARG:HD2	1:C:47:ARG:CD	2.51	0.40
1:D:23:ASP:O	1:D:24:VAL:C	2.59	0.40
1:A:120:LEU:HD22	1:A:131:ILE:HD12	2.03	0.40
1:F:7:PRO:CG	1:F:186:LEU:HD23	2.51	0.40
1:A:116:ILE:HG13	1:A:116:ILE:O	2.20	0.40
1:B:51:PHE:CE2	1:B:113:GLY:N	2.89	0.40
1:B:157:GLU:O	1:B:160:HIS:HB3	2.21	0.40
2:A:223:HOH:O	1:F:152:PHE:HD1	2.05	0.40
1:F:2:ALA:HA	1:F:33:TYR:OH	2.21	0.40
1:F:68:THR:C	1:F:70:GLY:H	2.25	0.40
1:A:71:TRP:O	1:A:126:ASN:ND2	2.54	0.40
1:B:50:ILE:HG12	1:B:197:VAL:CA	2.49	0.40
1:A:160:HIS:HB2	1:A:167:LEU:CD1	2.52	0.40

*Continued on next page...*



Continued from previous page...

Atom-1	Atom-2	Distance(Å)	Clash(Å)
1:A:114:VAL:HG22	1:A:158:LEU:HD23	2.04	0.40
1:C:170:LEU:HD11	1:C:174:GLU:OE1	2.21	0.40
1:A:163:LEU:O	1:A:165:SER:N	2.55	0.40
1:B:178:GLU:HB3	1:C:38:ARG:HH12	1.86	0.40
1:A:202:GLN:O	1:A:203:LEU:C	2.58	0.40
1:B:153:LEU:HD13	1:B:158:LEU:HA	2.02	0.40
1:E:173:ILE:CG2	1:E:188:ALA:HB2	2.52	0.40
1:B:145:ARG:NH2	1:B:162:VAL:HG13	2.36	0.40
1:F:30:ILE:HD12	1:F:34:LEU:HD11	2.02	0.40
1:B:157:GLU:HG3	2:C:302:HOH:O	2.22	0.40
1:D:114:VAL:O	1:D:115:GLN:C	2.60	0.40
1:B:111:PHE:O	1:B:134:ALA:HA	2.21	0.40
1:A:169:GLN:HE21	1:A:173:ILE:CD1	2.34	0.40
1:F:17:VAL:HA	1:F:82:ASN:O	2.21	0.40
1:D:118:GLU:O	1:D:122:LEU:HD12	2.21	0.40
1:D:34:LEU:O	1:D:103:PHE:HE1	2.05	0.40
1:A:73:LEU:HD22	1:A:123:LEU:CD2	2.52	0.40
1:F:122:LEU:O	1:F:123:LEU:C	2.60	0.40
1:E:81:ARG:HH12	1:E:198:ASN:HD21	1.69	0.40
1:C:10:LYS:HD2	1:C:10:LYS:H	1.87	0.40
1:A:29:ASP:O	1:A:32:PRO:HD2	2.22	0.40
1:F:197:VAL:O	1:F:201:ASP:N	2.39	0.40
1:D:141:ALA:C	1:D:150:LEU:HD12	2.41	0.40
1:A:73:LEU:HD21	1:A:76:VAL:HG12	2.02	0.40
1:E:112:VAL:HG13	1:E:137:VAL:HB	2.03	0.40
1:C:89:LEU:HB3	1:C:90:PRO:HD2	2.03	0.40
1:B:189:ALA:HA	1:B:192:GLU:OE1	2.21	0.40
1:A:59:PHE:HZ	1:B:97:LEU:HB2	1.87	0.40
1:F:50:ILE:O	1:F:79:SER:HB2	2.21	0.40
1:D:89:LEU:O	1:D:90:PRO:O	2.39	0.40
1:D:22:ILE:HD12	1:D:23:ASP:N	2.36	0.40

All (3) symmetry-related close contacts are listed below. The label for Atom-2 includes the symmetry operator and encoded unit-cell translations to be applied.

Atom-1	Atom-2	Distance(Å)	Clash(Å)
1:B:205:ASP:O	2:F:315:HOH:O[5_665]	2.14	0.06
1:F:29:ASP:OD1	2:B:286:HOH:O[5_565]	2.15	0.05
1:C:3:SER:OG	1:C:27:SER:OG[6_554]	2.17	0.03

## 5.3 Torsion angles

### 5.3.1 Protein backbone ⓘ

In the following table, the Percentiles column shows the percent Ramachandran outliers of the chain as a percentile score with respect to all X-ray entries followed by that with respect to entries of similar resolution. The Analysed column shows the number of residues for which the backbone conformation was analysed, and the total number of residues.

Mol	Chain	Analysed	Favoured	Allowed	Outliers	Percentiles	
1	1-A	196/206 (95%)	178 (91%)	14 (7%)	4 (2%)	11	5
1	1-B	196/206 (95%)	178 (91%)	15 (8%)	3 (2%)	15	8
1	1-C	196/206 (95%)	173 (88%)	21 (11%)	2 (1%)	22	14
1	1-D	196/206 (95%)	173 (88%)	21 (11%)	2 (1%)	22	14
1	1-E	196/206 (95%)	178 (91%)	15 (8%)	3 (2%)	15	8
1	1-F	196/206 (95%)	173 (88%)	17 (9%)	6 (3%)	7	2
1	2-A	196/206 (95%)	170 (87%)	20 (10%)	6 (3%)	7	2
1	2-B	196/206 (95%)	179 (91%)	10 (5%)	7 (4%)	5	1
1	2-C	196/206 (95%)	183 (93%)	13 (7%)	0	100	100
1	2-D	196/206 (95%)	171 (87%)	19 (10%)	6 (3%)	7	2
1	2-E	196/206 (95%)	174 (89%)	21 (11%)	1 (0%)	38	33
1	2-F	196/206 (95%)	183 (93%)	11 (6%)	2 (1%)	22	14
1	3-A	196/206 (95%)	182 (93%)	10 (5%)	4 (2%)	11	5
1	3-B	196/206 (95%)	185 (94%)	10 (5%)	1 (0%)	38	33
1	3-C	196/206 (95%)	181 (92%)	13 (7%)	2 (1%)	22	14
1	3-D	196/206 (95%)	169 (86%)	23 (12%)	4 (2%)	11	5
1	3-E	196/206 (95%)	172 (88%)	20 (10%)	4 (2%)	11	5
1	3-F	196/206 (95%)	177 (90%)	15 (8%)	4 (2%)	11	5
1	4-A	196/206 (95%)	180 (92%)	10 (5%)	6 (3%)	7	2
1	4-B	196/206 (95%)	176 (90%)	18 (9%)	2 (1%)	22	14
1	4-C	196/206 (95%)	171 (87%)	22 (11%)	3 (2%)	15	8
1	4-D	196/206 (95%)	173 (88%)	19 (10%)	4 (2%)	11	5
1	4-E	196/206 (95%)	184 (94%)	9 (5%)	3 (2%)	15	8
1	4-F	196/206 (95%)	172 (88%)	21 (11%)	3 (2%)	15	8
1	5-A	196/206 (95%)	181 (92%)	11 (6%)	4 (2%)	11	5
1	5-B	196/206 (95%)	174 (89%)	17 (9%)	5 (3%)	8	2

Continued on next page...

Continued from previous page...

Mol	Chain	Analysed	Favoured	Allowed	Outliers	Percentiles	
1	5-C	196/206 (95%)	188 (96%)	6 (3%)	2 (1%)	22	14
1	5-D	196/206 (95%)	175 (89%)	17 (9%)	4 (2%)	11	5
1	5-E	196/206 (95%)	171 (87%)	22 (11%)	3 (2%)	15	8
1	5-F	196/206 (95%)	181 (92%)	14 (7%)	1 (0%)	38	33
1	6-A	196/206 (95%)	168 (86%)	22 (11%)	6 (3%)	7	2
1	6-B	196/206 (95%)	176 (90%)	16 (8%)	4 (2%)	11	5
1	6-C	196/206 (95%)	178 (91%)	18 (9%)	0	100	100
1	6-D	196/206 (95%)	179 (91%)	14 (7%)	3 (2%)	15	8
1	6-E	196/206 (95%)	177 (90%)	15 (8%)	4 (2%)	11	5
1	6-F	196/206 (95%)	180 (92%)	13 (7%)	3 (2%)	15	8
1	7-A	196/206 (95%)	179 (91%)	13 (7%)	4 (2%)	11	5
1	7-B	196/206 (95%)	179 (91%)	15 (8%)	2 (1%)	22	14
1	7-C	196/206 (95%)	184 (94%)	9 (5%)	3 (2%)	15	8
1	7-D	196/206 (95%)	174 (89%)	17 (9%)	5 (3%)	8	2
1	7-E	196/206 (95%)	176 (90%)	17 (9%)	3 (2%)	15	8
1	7-F	196/206 (95%)	176 (90%)	19 (10%)	1 (0%)	38	33
1	8-A	196/206 (95%)	167 (85%)	17 (9%)	12 (6%)	2	0
1	8-B	196/206 (95%)	180 (92%)	15 (8%)	1 (0%)	38	33
1	8-C	196/206 (95%)	179 (91%)	15 (8%)	2 (1%)	22	14
1	8-D	196/206 (95%)	181 (92%)	10 (5%)	5 (3%)	8	2
1	8-E	196/206 (95%)	170 (87%)	20 (10%)	6 (3%)	7	2
1	8-F	196/206 (95%)	170 (87%)	20 (10%)	6 (3%)	7	2
All	All	9408/9888 (95%)	8478 (90%)	759 (8%)	171 (2%)	13	5

All (171) Ramachandran outliers are listed below:

Mol	Chain	Res	Type
1	1-A	148	LEU
1	1-B	47	ARG
1	1-D	47	ARG
1	1-E	67	LYS
1	1-F	11	MSE
1	1-F	18	GLN
1	2-A	93	PHE

Continued on next page...

*Continued from previous page...*

Mol	Chain	Res	Type
1	2-A	95	ASP
1	2-B	9	PHE
1	2-D	135	ILE
1	3-A	202	GLN
1	3-D	81	ARG
1	3-E	90	PRO
1	3-F	135	ILE
1	4-A	202	GLN
1	4-C	57	VAL
1	4-D	57	VAL
1	4-D	137	VAL
1	5-B	93	PHE
1	5-C	137	VAL
1	5-D	202	GLN
1	6-B	137	VAL
1	6-E	26	SER
1	7-B	56	ASP
1	7-B	164	TRP
1	7-D	81	ARG
1	7-D	106	SER
1	7-E	46	ASN
1	8-A	95	ASP
1	8-A	145	ARG
1	8-A	148	LEU
1	8-A	204	SER
1	8-B	44	ASN
1	8-D	205	ASP
1	8-E	137	VAL
1	1-A	106	SER
1	1-B	104	PHE
1	1-C	73	LEU
1	1-C	115	GLN
1	1-E	14	GLY
1	1-E	27	SER
1	1-F	24	VAL
1	2-A	68	THR
1	2-A	94	HIS
1	2-B	25	GLY
1	2-B	103	PHE
1	2-D	165	SER
1	2-E	149	VAL
1	2-F	25	GLY

*Continued on next page...*

*Continued from previous page...*

Mol	Chain	Res	Type
1	3-A	164	TRP
1	3-C	148	LEU
1	3-F	69	SER
1	4-A	12	THR
1	4-A	57	VAL
1	4-C	5	ASP
1	4-D	45	GLY
1	4-E	138	GLY
1	5-A	148	LEU
1	5-B	81	ARG
1	5-B	94	HIS
1	5-C	96	ASN
1	6-A	46	ASN
1	6-A	91	LYS
1	6-A	93	PHE
1	6-A	204	SER
1	6-D	150	LEU
1	6-E	69	SER
1	6-F	12	THR
1	7-A	204	SER
1	7-C	6	GLY
1	7-C	26	SER
1	7-C	45	GLY
1	7-E	136	ASN
1	8-A	11	MSE
1	8-D	203	LEU
1	8-D	204	SER
1	8-F	49	VAL
1	8-F	73	LEU
1	8-F	150	LEU
1	1-A	182	PRO
1	1-B	103	PHE
1	2-A	115	GLN
1	2-B	102	ARG
1	2-D	98	LYS
1	2-D	134	ALA
1	2-D	189	ALA
1	3-A	177	TRP
1	3-A	203	LEU
1	3-C	67	LYS
1	3-D	2	ALA
1	3-E	124	ARG

*Continued on next page...*

*Continued from previous page...*

Mol	Chain	Res	Type
1	4-A	203	LEU
1	4-D	150	LEU
1	5-A	150	LEU
1	5-B	47	ARG
1	6-A	142	ALA
1	6-A	205	ASP
1	6-B	156	ARG
1	6-B	164	TRP
1	6-E	67	LYS
1	6-F	104	PHE
1	6-F	164	TRP
1	7-A	95	ASP
1	7-A	164	TRP
1	7-D	13	ASP
1	7-E	28	THR
1	8-A	97	LEU
1	8-A	144	ALA
1	8-D	81	ARG
1	8-D	90	PRO
1	8-E	14	GLY
1	8-F	27	SER
1	1-F	20	LYS
1	1-F	155	THR
1	2-A	194	TRP
1	2-B	164	TRP
1	3-D	137	VAL
1	3-E	149	VAL
1	4-A	93	PHE
1	4-F	154	GLY
1	5-B	137	VAL
1	5-E	21	THR
1	5-E	173	ILE
1	7-A	205	ASP
1	7-D	28	THR
1	7-D	148	LEU
1	8-A	35	SER
1	8-A	122	LEU
1	8-A	164	TRP
1	8-E	81	ARG
1	1-A	11	MSE
1	1-D	24	VAL
1	2-B	148	LEU

*Continued on next page...*

*Continued from previous page...*

Mol	Chain	Res	Type
1	2-D	21	THR
1	3-D	7	PRO
1	3-E	126	ASN
1	3-F	13	ASP
1	3-F	155	THR
1	4-A	92	PRO
1	4-F	123	LEU
1	5-A	41	SER
1	5-A	135	ILE
1	5-D	136	ASN
1	5-F	31	SER
1	6-B	81	ARG
1	6-D	15	SER
1	6-D	182	PRO
1	6-E	73	LEU
1	7-F	24	VAL
1	8-A	20	LYS
1	8-A	155	THR
1	8-E	96	ASN
1	8-E	144	ALA
1	8-F	137	VAL
1	1-F	165	SER
1	3-B	71	TRP
1	4-B	81	ARG
1	4-E	28	THR
1	4-E	205	ASP
1	4-F	200	TRP
1	8-E	155	THR
1	2-F	24	VAL
1	4-B	162	VAL
1	5-E	137	VAL
1	2-B	24	VAL
1	5-D	135	ILE
1	8-C	146	GLY
1	4-C	137	VAL
1	8-F	7	PRO
1	5-D	31	SER
1	8-C	70	GLY

### 5.3.2 Protein sidechains ⓘ

In the following table, the Percentiles column shows the percent sidechain outliers of the chain as a percentile score with respect to all X-ray entries followed by that with respect to entries of similar resolution. The Analysed column shows the number of residues for which the sidechain conformation was analysed, and the total number of residues.

Mol	Chain	Analysed	Rotameric	Outliers	Percentiles	
1	1-A	173/178 (97%)	168 (97%)	5 (3%)	55	57
1	1-B	173/178 (97%)	158 (91%)	15 (9%)	15	10
1	1-C	173/178 (97%)	165 (95%)	8 (5%)	37	34
1	1-D	173/178 (97%)	165 (95%)	8 (5%)	37	34
1	1-E	173/178 (97%)	162 (94%)	11 (6%)	25	20
1	1-F	173/178 (97%)	166 (96%)	7 (4%)	42	41
1	2-A	173/178 (97%)	157 (91%)	16 (9%)	13	8
1	2-B	173/178 (97%)	157 (91%)	16 (9%)	13	8
1	2-C	173/178 (97%)	165 (95%)	8 (5%)	37	34
1	2-D	173/178 (97%)	163 (94%)	10 (6%)	28	23
1	2-E	173/178 (97%)	165 (95%)	8 (5%)	37	34
1	2-F	173/178 (97%)	168 (97%)	5 (3%)	55	57
1	3-A	173/178 (97%)	162 (94%)	11 (6%)	25	20
1	3-B	173/178 (97%)	163 (94%)	10 (6%)	28	23
1	3-C	173/178 (97%)	164 (95%)	9 (5%)	32	29
1	3-D	173/178 (97%)	163 (94%)	10 (6%)	28	23
1	3-E	173/178 (97%)	167 (96%)	6 (4%)	48	48
1	3-F	173/178 (97%)	167 (96%)	6 (4%)	48	48
1	4-A	173/178 (97%)	165 (95%)	8 (5%)	37	34
1	4-B	173/178 (97%)	163 (94%)	10 (6%)	28	23
1	4-C	173/178 (97%)	160 (92%)	13 (8%)	19	14
1	4-D	173/178 (97%)	162 (94%)	11 (6%)	25	20
1	4-E	173/178 (97%)	167 (96%)	6 (4%)	48	48
1	4-F	173/178 (97%)	159 (92%)	14 (8%)	17	12
1	5-A	173/178 (97%)	168 (97%)	5 (3%)	55	57
1	5-B	173/178 (97%)	158 (91%)	15 (9%)	15	10
1	5-C	173/178 (97%)	160 (92%)	13 (8%)	19	14

Continued on next page...



*Continued from previous page...*

Mol	Chain	Analysed	Rotameric	Outliers	Percentiles	
1	5-D	173/178 (97%)	165 (95%)	8 (5%)	37	34
1	5-E	173/178 (97%)	166 (96%)	7 (4%)	42	41
1	5-F	173/178 (97%)	165 (95%)	8 (5%)	37	34
1	6-A	173/178 (97%)	166 (96%)	7 (4%)	42	41
1	6-B	173/178 (97%)	161 (93%)	12 (7%)	22	17
1	6-C	173/178 (97%)	158 (91%)	15 (9%)	15	10
1	6-D	173/178 (97%)	165 (95%)	8 (5%)	37	34
1	6-E	173/178 (97%)	159 (92%)	14 (8%)	17	12
1	6-F	173/178 (97%)	164 (95%)	9 (5%)	32	29
1	7-A	173/178 (97%)	161 (93%)	12 (7%)	22	17
1	7-B	173/178 (97%)	162 (94%)	11 (6%)	25	20
1	7-C	173/178 (97%)	161 (93%)	12 (7%)	22	17
1	7-D	173/178 (97%)	159 (92%)	14 (8%)	17	12
1	7-E	173/178 (97%)	165 (95%)	8 (5%)	37	34
1	7-F	173/178 (97%)	159 (92%)	14 (8%)	17	12
1	8-A	173/178 (97%)	162 (94%)	11 (6%)	25	20
1	8-B	173/178 (97%)	155 (90%)	18 (10%)	10	6
1	8-C	173/178 (97%)	163 (94%)	10 (6%)	28	23
1	8-D	173/178 (97%)	166 (96%)	7 (4%)	42	41
1	8-E	173/178 (97%)	161 (93%)	12 (7%)	22	17
1	8-F	173/178 (97%)	160 (92%)	13 (8%)	19	14
All	All	8304/8544 (97%)	7810 (94%)	494 (6%)	28	23

All (494) residues with a non-rotameric sidechain are listed below:

Mol	Chain	Res	Type
1	1-A	72	SER
1	1-A	95	ASP
1	1-A	107	LYS
1	1-A	133	ASN
1	1-A	172	SER
1	1-B	12	THR
1	1-B	28	THR
1	1-B	31	SER
1	1-B	67	LYS

*Continued on next page...*

*Continued from previous page...*

Mol	Chain	Res	Type
1	1-B	86	PHE
1	1-B	95	ASP
1	1-B	96	ASN
1	1-B	125	GLU
1	1-B	133	ASN
1	1-B	136	ASN
1	1-B	137	VAL
1	1-B	145	ARG
1	1-B	156	ARG
1	1-B	160	HIS
1	1-B	164	TRP
1	1-C	10	LYS
1	1-C	18	GLN
1	1-C	22	ILE
1	1-C	50	ILE
1	1-C	69	SER
1	1-C	96	ASN
1	1-C	117	GLU
1	1-C	156	ARG
1	1-D	27	SER
1	1-D	47	ARG
1	1-D	75	SER
1	1-D	102	ARG
1	1-D	104	PHE
1	1-D	156	ARG
1	1-D	176	LYS
1	1-D	204	SER
1	1-E	1	SER
1	1-E	27	SER
1	1-E	44	ASN
1	1-E	66	THR
1	1-E	69	SER
1	1-E	81	ARG
1	1-E	96	ASN
1	1-E	135	ILE
1	1-E	176	LYS
1	1-E	186	LEU
1	1-E	202	GLN
1	1-F	18	GLN
1	1-F	72	SER
1	1-F	92	PRO
1	1-F	133	ASN

*Continued on next page...*

*Continued from previous page...*

Mol	Chain	Res	Type
1	1-F	137	VAL
1	1-F	155	THR
1	1-F	165	SER
1	2-A	23	ASP
1	2-A	27	SER
1	2-A	51	PHE
1	2-A	53	VAL
1	2-A	67	LYS
1	2-A	68	THR
1	2-A	76	VAL
1	2-A	83	LEU
1	2-A	88	ARG
1	2-A	95	ASP
1	2-A	98	LYS
1	2-A	104	PHE
1	2-A	117	GLU
1	2-A	133	ASN
1	2-A	157	GLU
1	2-A	174	GLU
1	2-B	4	PHE
1	2-B	12	THR
1	2-B	54	TYR
1	2-B	96	ASN
1	2-B	104	PHE
1	2-B	133	ASN
1	2-B	135	ILE
1	2-B	136	ASN
1	2-B	143	GLU
1	2-B	145	ARG
1	2-B	149	VAL
1	2-B	164	TRP
1	2-B	165	SER
1	2-B	172	SER
1	2-B	183	GLU
1	2-B	204	SER
1	2-C	10	LYS
1	2-C	104	PHE
1	2-C	124	ARG
1	2-C	133	ASN
1	2-C	151	GLU
1	2-C	156	ARG
1	2-C	183	GLU

*Continued on next page...*

*Continued from previous page...*

Mol	Chain	Res	Type
1	2-C	205	ASP
1	2-D	79	SER
1	2-D	83	LEU
1	2-D	95	ASP
1	2-D	104	PHE
1	2-D	147	THR
1	2-D	156	ARG
1	2-D	163	LEU
1	2-D	171	ASP
1	2-D	176	LYS
1	2-D	202	GLN
1	2-E	75	SER
1	2-E	87	LEU
1	2-E	96	ASN
1	2-E	104	PHE
1	2-E	137	VAL
1	2-E	166	ASP
1	2-E	172	SER
1	2-E	176	LYS
1	2-F	54	TYR
1	2-F	56	ASP
1	2-F	66	THR
1	2-F	149	VAL
1	2-F	169	GLN
1	3-A	47	ARG
1	3-A	75	SER
1	3-A	80	THR
1	3-A	91	LYS
1	3-A	95	ASP
1	3-A	104	PHE
1	3-A	133	ASN
1	3-A	135	ILE
1	3-A	137	VAL
1	3-A	178	GLU
1	3-A	183	GLU
1	3-B	24	VAL
1	3-B	66	THR
1	3-B	96	ASN
1	3-B	133	ASN
1	3-B	136	ASN
1	3-B	145	ARG
1	3-B	149	VAL

*Continued on next page...*

*Continued from previous page...*

Mol	Chain	Res	Type
1	3-B	156	ARG
1	3-B	176	LYS
1	3-B	204	SER
1	3-C	1	SER
1	3-C	10	LYS
1	3-C	22	ILE
1	3-C	67	LYS
1	3-C	96	ASN
1	3-C	149	VAL
1	3-C	156	ARG
1	3-C	183	GLU
1	3-C	205	ASP
1	3-D	10	LYS
1	3-D	27	SER
1	3-D	28	THR
1	3-D	74	SER
1	3-D	95	ASP
1	3-D	126	ASN
1	3-D	145	ARG
1	3-D	156	ARG
1	3-D	163	LEU
1	3-D	178	GLU
1	3-E	1	SER
1	3-E	90	PRO
1	3-E	99	ASP
1	3-E	137	VAL
1	3-E	169	GLN
1	3-E	176	LYS
1	3-F	66	THR
1	3-F	72	SER
1	3-F	77	LYS
1	3-F	156	ARG
1	3-F	166	ASP
1	3-F	176	LYS
1	4-A	31	SER
1	4-A	57	VAL
1	4-A	82	ASN
1	4-A	95	ASP
1	4-A	133	ASN
1	4-A	156	ARG
1	4-A	171	ASP
1	4-A	172	SER

*Continued on next page...*

*Continued from previous page...*

Mol	Chain	Res	Type
1	4-B	81	ARG
1	4-B	84	CYS
1	4-B	96	ASN
1	4-B	104	PHE
1	4-B	133	ASN
1	4-B	136	ASN
1	4-B	145	ARG
1	4-B	156	ARG
1	4-B	172	SER
1	4-B	176	LYS
1	4-C	5	ASP
1	4-C	10	LYS
1	4-C	22	ILE
1	4-C	51	PHE
1	4-C	72	SER
1	4-C	96	ASN
1	4-C	99	ASP
1	4-C	121	ASP
1	4-C	124	ARG
1	4-C	133	ASN
1	4-C	145	ARG
1	4-C	157	GLU
1	4-C	204	SER
1	4-D	30	ILE
1	4-D	56	ASP
1	4-D	69	SER
1	4-D	72	SER
1	4-D	95	ASP
1	4-D	117	GLU
1	4-D	145	ARG
1	4-D	149	VAL
1	4-D	176	LYS
1	4-D	182	PRO
1	4-D	183	GLU
1	4-E	28	THR
1	4-E	56	ASP
1	4-E	66	THR
1	4-E	96	ASN
1	4-E	136	ASN
1	4-E	137	VAL
1	4-F	18	GLN
1	4-F	19	THR

*Continued on next page...*

*Continued from previous page...*

Mol	Chain	Res	Type
1	4-F	66	THR
1	4-F	69	SER
1	4-F	83	LEU
1	4-F	84	CYS
1	4-F	92	PRO
1	4-F	93	PHE
1	4-F	104	PHE
1	4-F	109	VAL
1	4-F	118	GLU
1	4-F	124	ARG
1	4-F	155	THR
1	4-F	182	PRO
1	5-A	76	VAL
1	5-A	86	PHE
1	5-A	104	PHE
1	5-A	156	ARG
1	5-A	172	SER
1	5-B	12	THR
1	5-B	35	SER
1	5-B	51	PHE
1	5-B	92	PRO
1	5-B	95	ASP
1	5-B	96	ASN
1	5-B	104	PHE
1	5-B	131	ILE
1	5-B	136	ASN
1	5-B	140	LEU
1	5-B	145	ARG
1	5-B	156	ARG
1	5-B	166	ASP
1	5-B	176	LYS
1	5-B	178	GLU
1	5-C	10	LYS
1	5-C	19	THR
1	5-C	22	ILE
1	5-C	26	SER
1	5-C	75	SER
1	5-C	85	LEU
1	5-C	88	ARG
1	5-C	96	ASN
1	5-C	104	PHE
1	5-C	133	ASN

*Continued on next page...*

*Continued from previous page...*

Mol	Chain	Res	Type
1	5-C	137	VAL
1	5-C	156	ARG
1	5-C	178	GLU
1	5-D	22	ILE
1	5-D	31	SER
1	5-D	81	ARG
1	5-D	95	ASP
1	5-D	149	VAL
1	5-D	176	LYS
1	5-D	183	GLU
1	5-D	196	ILE
1	5-E	27	SER
1	5-E	46	ASN
1	5-E	52	ASP
1	5-E	66	THR
1	5-E	96	ASN
1	5-E	156	ARG
1	5-E	171	ASP
1	5-F	3	SER
1	5-F	26	SER
1	5-F	46	ASN
1	5-F	69	SER
1	5-F	104	PHE
1	5-F	106	SER
1	5-F	133	ASN
1	5-F	156	ARG
1	6-A	5	ASP
1	6-A	72	SER
1	6-A	91	LYS
1	6-A	133	ASN
1	6-A	136	ASN
1	6-A	156	ARG
1	6-A	178	GLU
1	6-B	7	PRO
1	6-B	31	SER
1	6-B	37	ILE
1	6-B	74	SER
1	6-B	88	ARG
1	6-B	96	ASN
1	6-B	98	LYS
1	6-B	104	PHE
1	6-B	145	ARG

*Continued on next page...*



*Continued from previous page...*

Mol	Chain	Res	Type
1	6-B	149	VAL
1	6-B	155	THR
1	6-B	176	LYS
1	6-C	10	LYS
1	6-C	19	THR
1	6-C	20	LYS
1	6-C	26	SER
1	6-C	56	ASP
1	6-C	57	VAL
1	6-C	96	ASN
1	6-C	124	ARG
1	6-C	136	ASN
1	6-C	156	ARG
1	6-C	161	ARG
1	6-C	165	SER
1	6-C	176	LYS
1	6-C	204	SER
1	6-C	205	ASP
1	6-D	27	SER
1	6-D	28	THR
1	6-D	57	VAL
1	6-D	69	SER
1	6-D	74	SER
1	6-D	126	ASN
1	6-D	137	VAL
1	6-D	176	LYS
1	6-E	27	SER
1	6-E	51	PHE
1	6-E	66	THR
1	6-E	69	SER
1	6-E	72	SER
1	6-E	73	LEU
1	6-E	75	SER
1	6-E	96	ASN
1	6-E	104	PHE
1	6-E	125	GLU
1	6-E	137	VAL
1	6-E	155	THR
1	6-E	171	ASP
1	6-E	176	LYS
1	6-F	19	THR
1	6-F	23	ASP

*Continued on next page...*

*Continued from previous page...*

Mol	Chain	Res	Type
1	6-F	31	SER
1	6-F	66	THR
1	6-F	126	ASN
1	6-F	135	ILE
1	6-F	145	ARG
1	6-F	149	VAL
1	6-F	156	ARG
1	7-A	5	ASP
1	7-A	10	LYS
1	7-A	13	ASP
1	7-A	47	ARG
1	7-A	54	TYR
1	7-A	66	THR
1	7-A	75	SER
1	7-A	76	VAL
1	7-A	104	PHE
1	7-A	156	ARG
1	7-A	172	SER
1	7-A	186	LEU
1	7-B	81	ARG
1	7-B	96	ASN
1	7-B	121	ASP
1	7-B	133	ASN
1	7-B	135	ILE
1	7-B	136	ASN
1	7-B	137	VAL
1	7-B	155	THR
1	7-B	156	ARG
1	7-B	176	LYS
1	7-B	206	GLU
1	7-C	10	LYS
1	7-C	22	ILE
1	7-C	31	SER
1	7-C	104	PHE
1	7-C	137	VAL
1	7-C	139	LYS
1	7-C	169	GLN
1	7-C	172	SER
1	7-C	199	VAL
1	7-C	201	ASP
1	7-C	204	SER
1	7-C	205	ASP

*Continued on next page...*

*Continued from previous page...*

Mol	Chain	Res	Type
1	7-D	22	ILE
1	7-D	52	ASP
1	7-D	54	TYR
1	7-D	56	ASP
1	7-D	72	SER
1	7-D	75	SER
1	7-D	82	ASN
1	7-D	117	GLU
1	7-D	126	ASN
1	7-D	137	VAL
1	7-D	140	LEU
1	7-D	156	ARG
1	7-D	172	SER
1	7-D	176	LYS
1	7-E	43	LEU
1	7-E	66	THR
1	7-E	72	SER
1	7-E	96	ASN
1	7-E	104	PHE
1	7-E	137	VAL
1	7-E	156	ARG
1	7-E	172	SER
1	7-F	18	GLN
1	7-F	19	THR
1	7-F	66	THR
1	7-F	69	SER
1	7-F	83	LEU
1	7-F	89	LEU
1	7-F	104	PHE
1	7-F	133	ASN
1	7-F	135	ILE
1	7-F	166	ASP
1	7-F	171	ASP
1	7-F	172	SER
1	7-F	192	GLU
1	7-F	204	SER
1	8-A	35	SER
1	8-A	59	PHE
1	8-A	95	ASP
1	8-A	104	PHE
1	8-A	116	ILE
1	8-A	129	LEU

*Continued on next page...*

*Continued from previous page...*

Mol	Chain	Res	Type
1	8-A	133	ASN
1	8-A	156	ARG
1	8-A	161	ARG
1	8-A	165	SER
1	8-A	186	LEU
1	8-B	12	THR
1	8-B	18	GLN
1	8-B	19	THR
1	8-B	23	ASP
1	8-B	32	PRO
1	8-B	44	ASN
1	8-B	54	TYR
1	8-B	66	THR
1	8-B	75	SER
1	8-B	77	LYS
1	8-B	81	ARG
1	8-B	89	LEU
1	8-B	96	ASN
1	8-B	135	ILE
1	8-B	136	ASN
1	8-B	149	VAL
1	8-B	176	LYS
1	8-B	204	SER
1	8-C	10	LYS
1	8-C	13	ASP
1	8-C	22	ILE
1	8-C	59	PHE
1	8-C	81	ARG
1	8-C	96	ASN
1	8-C	98	LYS
1	8-C	133	ASN
1	8-C	137	VAL
1	8-C	145	ARG
1	8-D	3	SER
1	8-D	22	ILE
1	8-D	137	VAL
1	8-D	149	VAL
1	8-D	176	LYS
1	8-D	178	GLU
1	8-D	202	GLN
1	8-E	19	THR
1	8-E	27	SER

*Continued on next page...*

*Continued from previous page...*

Mol	Chain	Res	Type
1	8-E	46	ASN
1	8-E	56	ASP
1	8-E	66	THR
1	8-E	67	LYS
1	8-E	74	SER
1	8-E	96	ASN
1	8-E	104	PHE
1	8-E	155	THR
1	8-E	176	LYS
1	8-E	186	LEU
1	8-F	3	SER
1	8-F	23	ASP
1	8-F	27	SER
1	8-F	52	ASP
1	8-F	56	ASP
1	8-F	69	SER
1	8-F	104	PHE
1	8-F	135	ILE
1	8-F	137	VAL
1	8-F	149	VAL
1	8-F	157	GLU
1	8-F	166	ASP
1	8-F	204	SER

Some sidechains can be flipped to improve hydrogen bonding and reduce clashes. All (191) such sidechains are listed below:

Mol	Chain	Res	Type
1	1-A	46	ASN
1	1-A	94	HIS
1	1-A	133	ASN
1	1-B	46	ASN
1	1-B	94	HIS
1	1-B	96	ASN
1	1-B	136	ASN
1	1-B	160	HIS
1	1-C	96	ASN
1	1-C	133	ASN
1	1-C	169	GLN
1	1-C	185	GLN
1	1-C	198	ASN
1	1-D	44	ASN
1	1-D	46	ASN

*Continued on next page...*

*Continued from previous page...*

Mol	Chain	Res	Type
1	1-D	133	ASN
1	1-D	185	GLN
1	1-D	202	GLN
1	1-E	96	ASN
1	1-E	169	GLN
1	1-E	198	ASN
1	1-F	18	GLN
1	1-F	44	ASN
1	1-F	46	ASN
1	1-F	82	ASN
1	1-F	202	GLN
1	2-A	18	GLN
1	2-A	46	ASN
1	2-A	133	ASN
1	2-A	136	ASN
1	2-B	96	ASN
1	2-B	133	ASN
1	2-B	136	ASN
1	2-C	46	ASN
1	2-C	82	ASN
1	2-C	94	HIS
1	2-C	96	ASN
1	2-C	115	GLN
1	2-C	133	ASN
1	2-C	169	GLN
1	2-D	46	ASN
1	2-D	94	HIS
1	2-D	126	ASN
1	2-D	133	ASN
1	2-D	198	ASN
1	2-E	46	ASN
1	2-E	94	HIS
1	2-E	96	ASN
1	2-E	160	HIS
1	2-E	169	GLN
1	2-E	185	GLN
1	2-E	198	ASN
1	2-F	133	ASN
1	2-F	169	GLN
1	2-F	202	GLN
1	3-A	46	ASN
1	3-A	126	ASN

*Continued on next page...*

*Continued from previous page...*

Mol	Chain	Res	Type
1	3-A	133	ASN
1	3-B	46	ASN
1	3-B	82	ASN
1	3-B	96	ASN
1	3-B	133	ASN
1	3-B	136	ASN
1	3-B	160	HIS
1	3-C	46	ASN
1	3-C	96	ASN
1	3-C	126	ASN
1	3-C	169	GLN
1	3-D	126	ASN
1	3-D	160	HIS
1	3-D	185	GLN
1	3-D	198	ASN
1	3-E	46	ASN
1	3-E	96	ASN
1	3-E	169	GLN
1	3-E	198	ASN
1	3-F	94	HIS
1	3-F	202	GLN
1	4-A	46	ASN
1	4-A	126	ASN
1	4-A	133	ASN
1	4-B	46	ASN
1	4-B	94	HIS
1	4-B	96	ASN
1	4-B	136	ASN
1	4-B	160	HIS
1	4-C	46	ASN
1	4-C	96	ASN
1	4-C	133	ASN
1	4-C	169	GLN
1	4-C	185	GLN
1	4-C	198	ASN
1	4-D	46	ASN
1	4-D	126	ASN
1	4-D	198	ASN
1	4-E	46	ASN
1	4-E	94	HIS
1	4-E	96	ASN
1	4-E	160	HIS

*Continued on next page...*

*Continued from previous page...*

Mol	Chain	Res	Type
1	4-E	169	GLN
1	4-E	198	ASN
1	4-F	18	GLN
1	4-F	44	ASN
1	4-F	46	ASN
1	4-F	94	HIS
1	4-F	133	ASN
1	4-F	198	ASN
1	4-F	202	GLN
1	5-A	46	ASN
1	5-A	133	ASN
1	5-B	96	ASN
1	5-B	136	ASN
1	5-C	94	HIS
1	5-C	96	ASN
1	5-C	169	GLN
1	5-D	46	ASN
1	5-D	126	ASN
1	5-D	133	ASN
1	5-D	198	ASN
1	5-E	18	GLN
1	5-E	96	ASN
1	5-E	169	GLN
1	5-E	198	ASN
1	5-E	202	GLN
1	5-F	126	ASN
1	5-F	133	ASN
1	6-A	94	HIS
1	6-A	133	ASN
1	6-A	136	ASN
1	6-A	169	GLN
1	6-B	18	GLN
1	6-B	96	ASN
1	6-B	133	ASN
1	6-B	136	ASN
1	6-C	46	ASN
1	6-C	96	ASN
1	6-C	133	ASN
1	6-C	136	ASN
1	6-C	169	GLN
1	6-D	46	ASN
1	6-D	126	ASN

*Continued on next page...*



*Continued from previous page...*

Mol	Chain	Res	Type
1	6-D	198	ASN
1	6-D	202	GLN
1	6-E	96	ASN
1	6-E	169	GLN
1	6-F	44	ASN
1	6-F	46	ASN
1	6-F	94	HIS
1	6-F	133	ASN
1	7-A	133	ASN
1	7-A	169	GLN
1	7-A	185	GLN
1	7-B	44	ASN
1	7-B	46	ASN
1	7-B	82	ASN
1	7-B	96	ASN
1	7-B	133	ASN
1	7-B	136	ASN
1	7-B	185	GLN
1	7-C	46	ASN
1	7-C	169	GLN
1	7-C	198	ASN
1	7-D	46	ASN
1	7-D	82	ASN
1	7-D	126	ASN
1	7-D	202	GLN
1	7-E	96	ASN
1	7-E	115	GLN
1	7-E	169	GLN
1	7-F	133	ASN
1	7-F	198	ASN
1	8-A	18	GLN
1	8-A	46	ASN
1	8-A	133	ASN
1	8-B	46	ASN
1	8-B	96	ASN
1	8-B	136	ASN
1	8-B	160	HIS
1	8-C	46	ASN
1	8-C	94	HIS
1	8-C	96	ASN
1	8-C	169	GLN
1	8-D	46	ASN

*Continued on next page...*

*Continued from previous page...*

Mol	Chain	Res	Type
1	8-D	126	ASN
1	8-E	82	ASN
1	8-E	96	ASN
1	8-E	169	GLN
1	8-E	198	ASN
1	8-F	44	ASN
1	8-F	133	ASN
1	8-F	202	GLN

### 5.3.3 RNA ⓘ

There are no RNA chains in this entry.

### 5.4 Non-standard residues in protein, DNA, RNA chains ⓘ

There are no non-standard protein/DNA/RNA residues in this entry.

### 5.5 Carbohydrates ⓘ

There are no carbohydrates in this entry.

### 5.6 Ligand geometry ⓘ

There are no ligands in this entry.

### 5.7 Other polymers ⓘ

There are no such residues in this entry.

### 5.8 Polymer linkage issues

There are no chain breaks in this entry.

## 6 Fit of model and data ⓘ

### 6.1 Protein, DNA and RNA chains ⓘ

In the following table, the column labelled ‘#RSRZ> 2’ contains the number (and percentage) of RSRZ outliers, followed by percent RSRZ outliers for the chain as percentile scores relative to all X-ray entries and entries of similar resolution. The OWAB column contains the minimum, median, 95<sup>th</sup> percentile and maximum values of the occupancy-weighted average B-factor per residue. The column labelled ‘Q< 0.9’ lists the number of (and percentage) of residues with an average occupancy less than 0.9.

Mol	Chain	Analysed	<RSRZ>	#RSRZ>2	OWAB(Å <sup>2</sup> )	Q<0.9
1	1-A	200/206 (97%)	-0.34	7 (3%) 42 46	8, 20, 39, 73	200 (100%)
1	1-B	200/206 (97%)	-0.10	10 (5%) 28 30	9, 19, 41, 64	200 (100%)
1	1-C	200/206 (97%)	-0.25	4 (2%) 62 67	10, 20, 41, 67	200 (100%)
1	1-D	200/206 (97%)	-0.33	6 (3%) 48 53	10, 23, 42, 58	200 (100%)
1	1-E	200/206 (97%)	-0.14	6 (3%) 48 53	12, 25, 43, 63	200 (100%)
1	1-F	200/206 (97%)	-0.24	7 (3%) 42 46	12, 23, 44, 57	200 (100%)
1	2-A	200/206 (97%)	-0.34	7 (3%) 42 46	8, 20, 39, 73	200 (100%)
1	2-B	200/206 (97%)	-0.10	10 (5%) 28 30	9, 19, 41, 64	200 (100%)
1	2-C	200/206 (97%)	-0.25	4 (2%) 62 67	10, 20, 41, 67	200 (100%)
1	2-D	200/206 (97%)	-0.33	6 (3%) 48 53	10, 23, 42, 58	200 (100%)
1	2-E	200/206 (97%)	-0.14	6 (3%) 48 53	12, 25, 43, 63	200 (100%)
1	2-F	200/206 (97%)	-0.24	7 (3%) 42 46	12, 23, 44, 57	200 (100%)
1	3-A	200/206 (97%)	-0.34	7 (3%) 42 46	8, 20, 39, 73	200 (100%)
1	3-B	200/206 (97%)	-0.10	10 (5%) 28 30	9, 19, 41, 64	200 (100%)
1	3-C	200/206 (97%)	-0.25	4 (2%) 62 67	10, 20, 41, 67	200 (100%)
1	3-D	200/206 (97%)	-0.33	6 (3%) 48 53	10, 23, 42, 58	200 (100%)
1	3-E	200/206 (97%)	-0.14	6 (3%) 48 53	12, 25, 43, 63	200 (100%)
1	3-F	200/206 (97%)	-0.24	7 (3%) 42 46	12, 23, 44, 57	200 (100%)
1	4-A	200/206 (97%)	-0.34	7 (3%) 42 46	8, 20, 39, 73	200 (100%)
1	4-B	200/206 (97%)	-0.10	10 (5%) 28 30	9, 19, 41, 64	200 (100%)
1	4-C	200/206 (97%)	-0.25	4 (2%) 62 67	10, 20, 41, 67	200 (100%)
1	4-D	200/206 (97%)	-0.33	6 (3%) 48 53	10, 23, 42, 58	200 (100%)
1	4-E	200/206 (97%)	-0.14	6 (3%) 48 53	12, 25, 43, 63	200 (100%)
1	4-F	200/206 (97%)	-0.24	7 (3%) 42 46	12, 23, 44, 57	200 (100%)

*Continued on next page...*

Continued from previous page...

Mol	Chain	Analysed	<RSRZ>	#RSRZ>2	OWAB(Å <sup>2</sup> )	Q<0.9
1	5-A	200/206 (97%)	-0.34	7 (3%) 42 46	8, 20, 39, 73	200 (100%)
1	5-B	200/206 (97%)	-0.10	10 (5%) 28 30	9, 19, 41, 64	200 (100%)
1	5-C	200/206 (97%)	-0.25	4 (2%) 62 67	10, 20, 41, 67	200 (100%)
1	5-D	200/206 (97%)	-0.33	6 (3%) 48 53	10, 23, 42, 58	200 (100%)
1	5-E	200/206 (97%)	-0.14	6 (3%) 48 53	12, 25, 43, 63	200 (100%)
1	5-F	200/206 (97%)	-0.24	7 (3%) 42 46	12, 23, 44, 57	200 (100%)
1	6-A	200/206 (97%)	-0.34	7 (3%) 42 46	8, 20, 39, 73	200 (100%)
1	6-B	200/206 (97%)	-0.10	10 (5%) 28 30	9, 19, 41, 64	200 (100%)
1	6-C	200/206 (97%)	-0.25	4 (2%) 62 67	10, 20, 41, 67	200 (100%)
1	6-D	200/206 (97%)	-0.33	6 (3%) 48 53	10, 23, 42, 58	200 (100%)
1	6-E	200/206 (97%)	-0.14	6 (3%) 48 53	12, 25, 43, 63	200 (100%)
1	6-F	200/206 (97%)	-0.24	7 (3%) 42 46	12, 23, 44, 57	200 (100%)
1	7-A	200/206 (97%)	-0.34	7 (3%) 42 46	8, 20, 39, 73	200 (100%)
1	7-B	200/206 (97%)	-0.10	10 (5%) 28 30	9, 19, 41, 64	200 (100%)
1	7-C	200/206 (97%)	-0.25	4 (2%) 62 67	10, 20, 41, 67	200 (100%)
1	7-D	200/206 (97%)	-0.33	6 (3%) 48 53	10, 23, 42, 58	200 (100%)
1	7-E	200/206 (97%)	-0.14	6 (3%) 48 53	12, 25, 43, 63	200 (100%)
1	7-F	200/206 (97%)	-0.24	7 (3%) 42 46	12, 23, 44, 57	200 (100%)
1	8-A	200/206 (97%)	-0.34	7 (3%) 42 46	8, 20, 39, 73	200 (100%)
1	8-B	200/206 (97%)	-0.10	10 (5%) 28 30	9, 19, 41, 64	200 (100%)
1	8-C	200/206 (97%)	-0.25	4 (2%) 62 67	10, 20, 41, 67	200 (100%)
1	8-D	200/206 (97%)	-0.33	6 (3%) 48 53	10, 23, 42, 58	200 (100%)
1	8-E	200/206 (97%)	-0.14	6 (3%) 48 53	12, 25, 43, 63	200 (100%)
1	8-F	200/206 (97%)	-0.24	7 (3%) 42 46	12, 23, 44, 57	200 (100%)
All	All	9600/9888 (97%)	-0.23	320 (3%) 41 49	8, 22, 42, 73	9600 (100%)

All (320) RSRZ outliers are listed below:

Mol	Chain	Res	Type	RSRZ
1	1-E	1	SER	9.4
1	2-E	1	SER	9.4
1	3-E	1	SER	9.4
1	4-E	1	SER	9.4
1	5-E	1	SER	9.4

Continued on next page...

*Continued from previous page...*

Mol	Chain	Res	Type	RSRZ
1	6-E	1	SER	9.4
1	7-E	1	SER	9.4
1	8-E	1	SER	9.4
1	1-C	59	PHE	8.9
1	2-C	59	PHE	8.9
1	3-C	59	PHE	8.9
1	4-C	59	PHE	8.9
1	5-C	59	PHE	8.9
1	6-C	59	PHE	8.9
1	7-C	59	PHE	8.9
1	8-C	59	PHE	8.9
1	1-B	14	GLY	8.6
1	2-B	14	GLY	8.6
1	3-B	14	GLY	8.6
1	4-B	14	GLY	8.6
1	5-B	14	GLY	8.6
1	6-B	14	GLY	8.6
1	7-B	14	GLY	8.6
1	8-B	14	GLY	8.6
1	1-B	59	PHE	7.4
1	2-B	59	PHE	7.4
1	3-B	59	PHE	7.4
1	4-B	59	PHE	7.4
1	5-B	59	PHE	7.4
1	6-B	59	PHE	7.4
1	7-B	59	PHE	7.4
1	8-B	59	PHE	7.4
1	1-D	1	SER	6.9
1	2-D	1	SER	6.9
1	3-D	1	SER	6.9
1	4-D	1	SER	6.9
1	5-D	1	SER	6.9
1	6-D	1	SER	6.9
1	7-D	1	SER	6.9
1	8-D	1	SER	6.9
1	1-B	164	TRP	5.9
1	2-B	164	TRP	5.9
1	3-B	164	TRP	5.9
1	4-B	164	TRP	5.9
1	5-B	164	TRP	5.9
1	6-B	164	TRP	5.9
1	7-B	164	TRP	5.9

*Continued on next page...*

*Continued from previous page...*

Mol	Chain	Res	Type	RSRZ
1	8-B	164	TRP	5.9
1	1-E	66	THR	4.5
1	2-E	66	THR	4.5
1	3-E	66	THR	4.5
1	4-E	66	THR	4.5
1	5-E	66	THR	4.5
1	6-E	66	THR	4.5
1	7-E	66	THR	4.5
1	8-E	66	THR	4.5
1	1-B	69	SER	4.0
1	2-B	69	SER	4.0
1	3-B	69	SER	4.0
1	4-B	69	SER	4.0
1	5-B	69	SER	4.0
1	6-B	69	SER	4.0
1	7-B	69	SER	4.0
1	8-B	69	SER	4.0
1	1-B	16	TYR	3.8
1	2-B	16	TYR	3.8
1	3-B	16	TYR	3.8
1	4-B	16	TYR	3.8
1	5-B	16	TYR	3.8
1	6-B	16	TYR	3.8
1	7-B	16	TYR	3.8
1	8-B	16	TYR	3.8
1	1-F	66	THR	3.8
1	2-F	66	THR	3.8
1	3-F	66	THR	3.8
1	4-F	66	THR	3.8
1	5-F	66	THR	3.8
1	6-F	66	THR	3.8
1	7-F	66	THR	3.8
1	8-F	66	THR	3.8
1	1-B	179	LYS	3.7
1	2-B	179	LYS	3.7
1	3-B	179	LYS	3.7
1	4-B	179	LYS	3.7
1	5-B	179	LYS	3.7
1	6-B	179	LYS	3.7
1	7-B	179	LYS	3.7
1	8-B	179	LYS	3.7
1	1-E	5	ASP	3.6

*Continued on next page...*

*Continued from previous page...*

Mol	Chain	Res	Type	RSRZ
1	2-E	5	ASP	3.6
1	3-E	5	ASP	3.6
1	4-E	5	ASP	3.6
1	5-E	5	ASP	3.6
1	6-E	5	ASP	3.6
1	7-E	5	ASP	3.6
1	8-E	5	ASP	3.6
1	1-A	181	GLY	3.5
1	2-A	181	GLY	3.5
1	3-A	181	GLY	3.5
1	4-A	181	GLY	3.5
1	5-A	181	GLY	3.5
1	6-A	181	GLY	3.5
1	7-A	181	GLY	3.5
1	8-A	181	GLY	3.5
1	1-B	165	SER	3.4
1	2-B	165	SER	3.4
1	3-B	165	SER	3.4
1	4-B	165	SER	3.4
1	5-B	165	SER	3.4
1	6-B	165	SER	3.4
1	7-B	165	SER	3.4
1	8-B	165	SER	3.4
1	1-C	206	GLU	3.3
1	2-C	206	GLU	3.3
1	3-C	206	GLU	3.3
1	4-C	206	GLU	3.3
1	5-C	206	GLU	3.3
1	6-C	206	GLU	3.3
1	7-C	206	GLU	3.3
1	8-C	206	GLU	3.3
1	1-B	180	ALA	3.3
1	2-B	180	ALA	3.3
1	3-B	180	ALA	3.3
1	4-B	180	ALA	3.3
1	5-B	180	ALA	3.3
1	6-B	180	ALA	3.3
1	7-B	180	ALA	3.3
1	8-B	180	ALA	3.3
1	1-A	205	ASP	3.1
1	2-A	205	ASP	3.1
1	3-A	205	ASP	3.1

*Continued on next page...*

*Continued from previous page...*

Mol	Chain	Res	Type	RSRZ
1	4-A	205	ASP	3.1
1	5-A	205	ASP	3.1
1	6-A	205	ASP	3.1
1	7-A	205	ASP	3.1
1	8-A	205	ASP	3.1
1	1-A	206	GLU	3.1
1	2-A	206	GLU	3.1
1	3-A	206	GLU	3.1
1	4-A	206	GLU	3.1
1	5-A	206	GLU	3.1
1	6-A	206	GLU	3.1
1	7-A	206	GLU	3.1
1	8-A	206	GLU	3.1
1	1-D	59	PHE	3.1
1	2-D	59	PHE	3.1
1	3-D	59	PHE	3.1
1	4-D	59	PHE	3.1
1	5-D	59	PHE	3.1
1	6-D	59	PHE	3.1
1	7-D	59	PHE	3.1
1	8-D	59	PHE	3.1
1	1-B	66	THR	3.0
1	2-B	66	THR	3.0
1	3-B	66	THR	3.0
1	4-B	66	THR	3.0
1	5-B	66	THR	3.0
1	6-B	66	THR	3.0
1	7-B	66	THR	3.0
1	8-B	66	THR	3.0
1	1-F	164	TRP	2.9
1	2-F	164	TRP	2.9
1	3-F	164	TRP	2.9
1	4-F	164	TRP	2.9
1	5-F	164	TRP	2.9
1	6-F	164	TRP	2.9
1	7-F	164	TRP	2.9
1	8-F	164	TRP	2.9
1	1-A	91	LYS	2.7
1	2-A	91	LYS	2.7
1	3-A	91	LYS	2.7
1	4-A	91	LYS	2.7
1	5-A	91	LYS	2.7

*Continued on next page...*



*Continued from previous page...*

Mol	Chain	Res	Type	RSRZ
1	6-A	91	LYS	2.7
1	7-A	91	LYS	2.7
1	8-A	91	LYS	2.7
1	1-E	16	TYR	2.5
1	2-E	16	TYR	2.5
1	3-E	16	TYR	2.5
1	4-E	16	TYR	2.5
1	5-E	16	TYR	2.5
1	6-E	16	TYR	2.5
1	7-E	16	TYR	2.5
1	8-E	16	TYR	2.5
1	1-C	66	THR	2.5
1	2-C	66	THR	2.5
1	3-C	66	THR	2.5
1	4-C	66	THR	2.5
1	5-C	66	THR	2.5
1	6-C	66	THR	2.5
1	7-C	66	THR	2.5
1	8-C	66	THR	2.5
1	1-C	1	SER	2.3
1	2-C	1	SER	2.3
1	3-C	1	SER	2.3
1	4-C	1	SER	2.3
1	5-C	1	SER	2.3
1	6-C	1	SER	2.3
1	7-C	1	SER	2.3
1	8-C	1	SER	2.3
1	1-F	148	LEU	2.3
1	2-F	148	LEU	2.3
1	3-F	148	LEU	2.3
1	4-F	148	LEU	2.3
1	5-F	148	LEU	2.3
1	6-F	148	LEU	2.3
1	7-F	148	LEU	2.3
1	8-F	148	LEU	2.3
1	1-F	179	LYS	2.3
1	2-F	179	LYS	2.3
1	3-F	179	LYS	2.3
1	4-F	179	LYS	2.3
1	5-F	179	LYS	2.3
1	6-F	179	LYS	2.3
1	7-F	179	LYS	2.3

*Continued on next page...*

*Continued from previous page...*

Mol	Chain	Res	Type	RSRZ
1	8-F	179	LYS	2.3
1	1-A	94	HIS	2.2
1	2-A	94	HIS	2.2
1	3-A	94	HIS	2.2
1	4-A	94	HIS	2.2
1	5-A	94	HIS	2.2
1	6-A	94	HIS	2.2
1	7-A	94	HIS	2.2
1	8-A	94	HIS	2.2
1	1-D	66	THR	2.2
1	2-D	66	THR	2.2
1	3-D	66	THR	2.2
1	4-D	66	THR	2.2
1	5-D	66	THR	2.2
1	6-D	66	THR	2.2
1	7-D	66	THR	2.2
1	8-D	66	THR	2.2
1	1-F	67	LYS	2.2
1	2-F	67	LYS	2.2
1	3-F	67	LYS	2.2
1	4-F	67	LYS	2.2
1	5-F	67	LYS	2.2
1	6-F	67	LYS	2.2
1	7-F	67	LYS	2.2
1	8-F	67	LYS	2.2
1	1-F	16	TYR	2.2
1	2-F	16	TYR	2.2
1	3-F	16	TYR	2.2
1	4-F	16	TYR	2.2
1	5-F	16	TYR	2.2
1	6-F	16	TYR	2.2
1	7-F	16	TYR	2.2
1	8-F	16	TYR	2.2
1	1-A	28	THR	2.1
1	2-A	28	THR	2.1
1	3-A	28	THR	2.1
1	4-A	28	THR	2.1
1	5-A	28	THR	2.1
1	6-A	28	THR	2.1
1	7-A	28	THR	2.1
1	8-A	28	THR	2.1
1	1-A	27	SER	2.1

*Continued on next page...*

*Continued from previous page...*

Mol	Chain	Res	Type	RSRZ
1	2-A	27	SER	2.1
1	3-A	27	SER	2.1
1	4-A	27	SER	2.1
1	5-A	27	SER	2.1
1	6-A	27	SER	2.1
1	7-A	27	SER	2.1
1	8-A	27	SER	2.1
1	1-D	164	TRP	2.1
1	2-D	164	TRP	2.1
1	3-D	164	TRP	2.1
1	4-D	164	TRP	2.1
1	5-D	164	TRP	2.1
1	6-D	164	TRP	2.1
1	7-D	164	TRP	2.1
1	8-D	164	TRP	2.1
1	1-B	146	GLY	2.1
1	2-B	146	GLY	2.1
1	3-B	146	GLY	2.1
1	4-B	146	GLY	2.1
1	5-B	146	GLY	2.1
1	6-B	146	GLY	2.1
1	7-B	146	GLY	2.1
1	8-B	146	GLY	2.1
1	1-D	28	THR	2.1
1	2-D	28	THR	2.1
1	3-D	28	THR	2.1
1	4-D	28	THR	2.1
1	5-D	28	THR	2.1
1	6-D	28	THR	2.1
1	7-D	28	THR	2.1
1	8-D	28	THR	2.1
1	1-E	14	GLY	2.0
1	2-E	14	GLY	2.0
1	3-E	14	GLY	2.0
1	4-E	14	GLY	2.0
1	5-E	14	GLY	2.0
1	6-E	14	GLY	2.0
1	7-E	14	GLY	2.0
1	8-E	14	GLY	2.0
1	1-F	169	GLN	2.0
1	2-F	169	GLN	2.0
1	3-F	169	GLN	2.0

*Continued on next page...*

*Continued from previous page...*

Mol	Chain	Res	Type	RSRZ
1	4-F	169	GLN	2.0
1	5-F	169	GLN	2.0
1	6-F	169	GLN	2.0
1	7-F	169	GLN	2.0
1	8-F	169	GLN	2.0
1	1-D	166	ASP	2.0
1	2-D	166	ASP	2.0
1	3-D	166	ASP	2.0
1	4-D	166	ASP	2.0
1	5-D	166	ASP	2.0
1	6-D	166	ASP	2.0
1	7-D	166	ASP	2.0
1	8-D	166	ASP	2.0
1	1-E	2	ALA	2.0
1	2-E	2	ALA	2.0
1	3-E	2	ALA	2.0
1	4-E	2	ALA	2.0
1	5-E	2	ALA	2.0
1	6-E	2	ALA	2.0
1	7-E	2	ALA	2.0
1	8-E	2	ALA	2.0

## 6.2 Non-standard residues in protein, DNA, RNA chains ⓘ

There are no non-standard protein/DNA/RNA residues in this entry.

## 6.3 Carbohydrates ⓘ

There are no carbohydrates in this entry.

## 6.4 Ligands ⓘ

There are no ligands in this entry.

## 6.5 Other polymers ⓘ

There are no such residues in this entry.