



# Full wwPDB X-ray Structure Validation Report

Feb 27, 2014 – 08:56 PM GMT

PDB ID : 2Q4J  
Title : Ensemble refinement of the protein crystal structure of gene product from Arabidopsis thaliana At3g03250, a putative UDP-glucose pyrophosphorylase  
Authors : Levin, E.J.; Kondrashov, D.A.; Wesenberg, G.E.; Phillips Jr., G.N.; Center for Eukaryotic Structural Genomics (CESG)  
Deposited on : 2007-05-31  
Resolution : 1.86 Å(reported)

This is a full wwPDB validation report for a publicly released PDB entry.  
We welcome your comments at [validation@mail.wwpdb.org](mailto:validation@mail.wwpdb.org)  
A user guide is available at <http://wwpdb.org/ValidationPDFNotes.html>

---

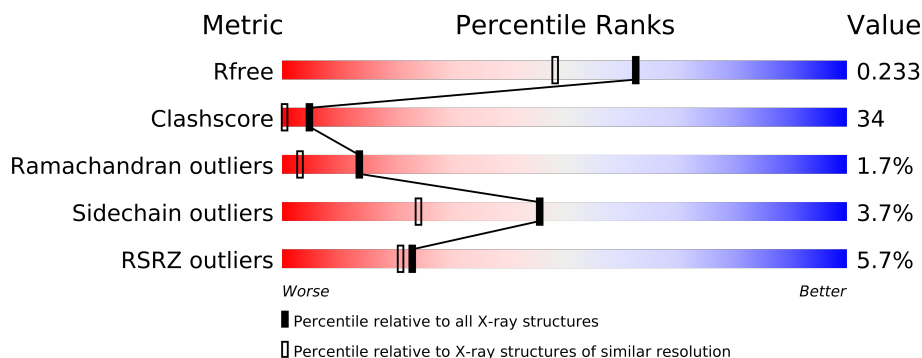
The following versions of software and data (see [references](#)) were used in the production of this report:

MolProbity : 4.02b-467  
Mogul : 1.15 2013  
Xtriage (Phenix) : dev-1323  
EDS : stable22639  
Percentile statistics : 21963  
Refmac : 5.8.0049  
CCP4 : 6.3.0 (Settle)  
Ideal geometry (proteins) : Engh & Huber (2001)  
Ideal geometry (DNA, RNA) : Parkinson et. al. (1996)  
Validation Pipeline (wwPDB-VP) : stable22683

# 1 Overall quality at a glance

The reported resolution of this entry is 1.86 Å.

Percentile scores (ranging between 0-100) for global validation metrics of the entry are shown in the following graphic. The table shows the number of entries on which the scores are based.





Metric	Whole archive (#Entries)	Similar resolution (#Entries, resolution range(Å))
$R_{free}$	66092	1269 (1.86-1.86)
Clashscore	79885	1470 (1.86-1.86)
Ramachandran outliers	78287	1451 (1.86-1.86)
Sidechain outliers	78261	1451 (1.86-1.86)
RSRZ outliers	66119	1269 (1.86-1.86)

The table below summarises the geometric issues observed across the polymeric chains and their fit to the electron density. The red, orange, yellow and green segments on the lower bar indicate the fraction of residues that contain outliers for  $\geq 3$ , 2, 1 and 0 types of geometric quality criteria. The upper red bar (where present) indicates the fraction of residues that have poor fit to the electron density.

Mol	Chain	Length	Quality of chain
1	1-A	469	
1	1-B	469	
1	2-A	469	
1	2-B	469	
1	3-A	469	
1	3-B	469	
1	4-A	469	
1	4-B	469	
1	5-A	469	
1	5-B	469	
1	6-A	469	
1	6-B	469	
1	7-A	469	
1	7-B	469	

Continued on next page...

Continued from previous page...

Mol	Chain	Length	Quality of chain
1	8-A	469	
1	8-B	469	

## 2 Entry composition

There are 2 unique types of molecules in this entry. The entry contains 60344 atoms, of which 0 are hydrogen and 0 are deuterium.

In the tables below, the ZeroOcc column contains the number of atoms modelled with zero occupancy, the AltConf column contains the number of residues with at least one atom in alternate conformation and the Trace column contains the number of residues modelled with at most 2 atoms.

- Molecule 1 is a protein called Probable UTP-glucose-1-phosphateuridylyltransferase 2.

Mol	Chain	Residues	Atoms					ZeroOcc	AltConf	Trace
1	1-A	460	Total	C	N	O	S	0	0	0
			3579	2291	591	687	10			
1	1-B	455	Total	C	N	O	S	0	0	0
			3543	2271	585	677	10			
1	2-A	460	Total	C	N	O	S	0	0	0
			3579	2291	591	687	10			
1	2-B	455	Total	C	N	O	S	0	0	0
			3543	2271	585	677	10			
1	3-A	460	Total	C	N	O	S	0	0	0
			3579	2291	591	687	10			
1	3-B	455	Total	C	N	O	S	0	0	0
			3543	2271	585	677	10			
1	4-A	460	Total	C	N	O	S	0	0	0
			3579	2291	591	687	10			
1	4-B	455	Total	C	N	O	S	0	0	0
			3543	2271	585	677	10			
1	5-A	460	Total	C	N	O	S	0	0	0
			3579	2291	591	687	10			
1	5-B	455	Total	C	N	O	S	0	0	0
			3543	2271	585	677	10			
1	6-A	460	Total	C	N	O	S	0	0	0
			3579	2291	591	687	10			
1	6-B	455	Total	C	N	O	S	0	0	0
			3543	2271	585	677	10			
1	7-A	460	Total	C	N	O	S	0	0	0
			3579	2291	591	687	10			
1	7-B	455	Total	C	N	O	S	0	0	0
			3543	2271	585	677	10			
1	8-A	460	Total	C	N	O	S	0	0	0
			3579	2291	591	687	10			
1	8-B	455	Total	C	N	O	S	0	0	0
			3543	2271	585	677	10			

- Molecule 2 is water.

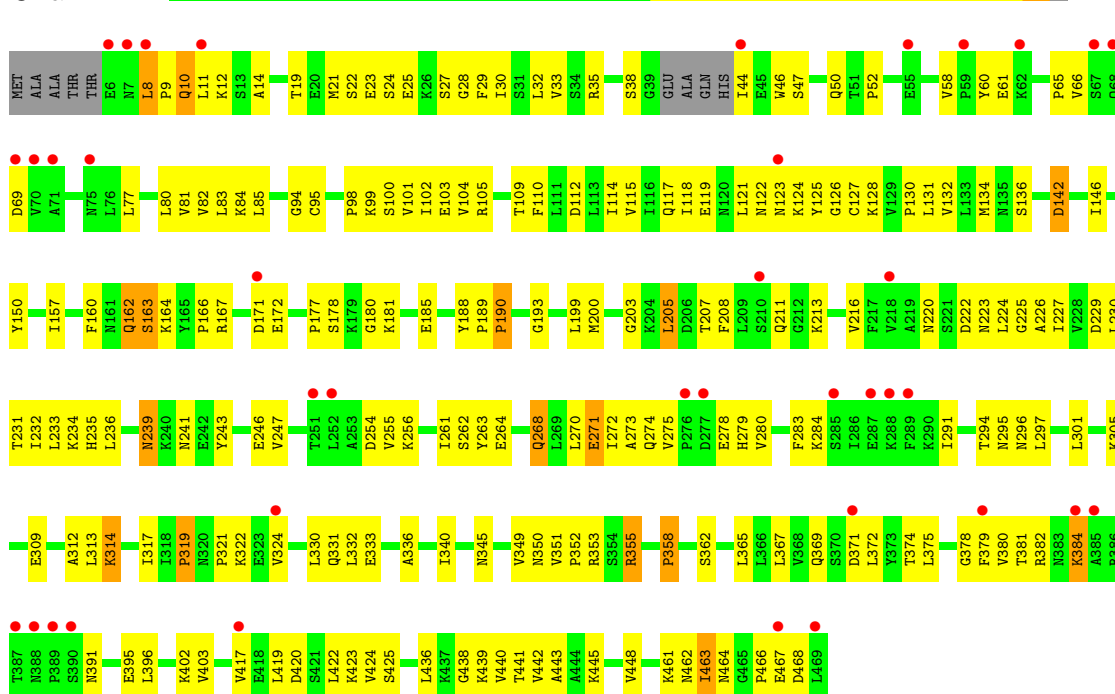
Mol	Chain	Residues	Atoms		ZeroOcc	AltConf
2	1-A	180	Total 180	O 180	0	0
2	1-B	241	Total 241	O 241	0	0
2	2-A	182	Total 182	O 182	0	0
2	2-B	239	Total 239	O 239	0	0
2	3-A	182	Total 182	O 182	0	0
2	3-B	239	Total 239	O 239	0	0
2	4-A	183	Total 183	O 183	0	0
2	4-B	238	Total 238	O 238	0	0
2	5-A	182	Total 182	O 182	0	0
2	5-B	239	Total 239	O 239	0	0
2	6-A	182	Total 182	O 182	0	0
2	6-B	239	Total 239	O 239	0	0
2	7-A	183	Total 183	O 183	0	0
2	7-B	238	Total 238	O 238	0	0
2	8-A	183	Total 183	O 183	0	0
2	8-B	238	Total 238	O 238	0	0

### 3 Residue-property plots

These plots are drawn for all protein, RNA and DNA chains in the entry. The first graphic for a chain summarises the proportions of errors displayed in the second graphic. The second graphic shows the sequence view annotated by issues in geometry and electron density. Residues are color-coded according to the number of geometric quality criteria for which they contain at least one outlier: green = 0, yellow = 1, orange = 2 and red = 3 or more. A red dot above a residue indicates a poor fit to the electron density ( $RSRZ > 2$ ). Stretches of 2 or more consecutive residues without any outlier are shown as a green connector. Residues present in the sample, but not in the model, are shown in grey.

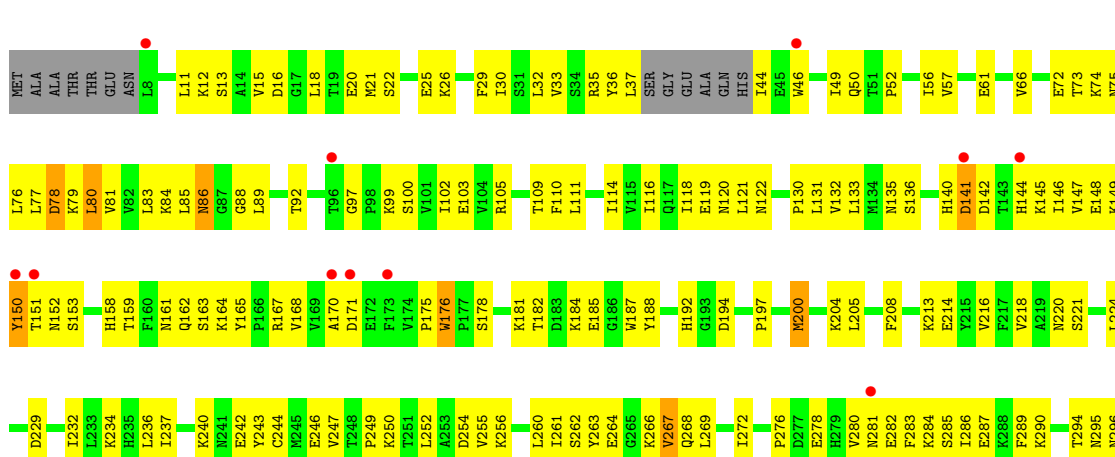
- Molecule 1: Probable UTP-glucose-1-phosphateuridylyltransferase 2

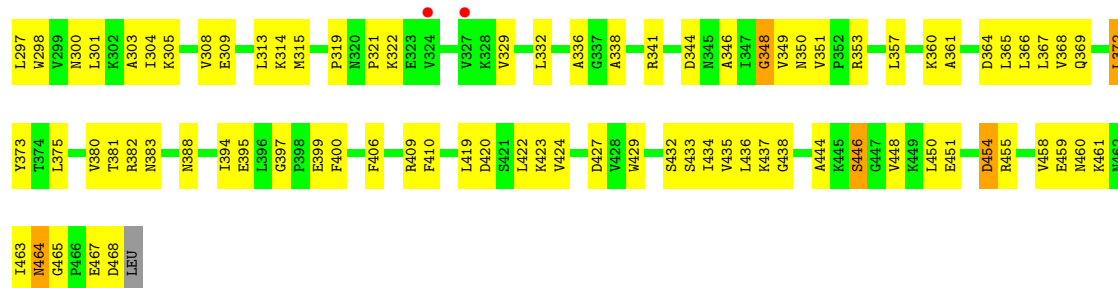
Chain 1-A:



- Molecule 1: Probable UTP-glucose-1-phosphateuridylyltransferase 2

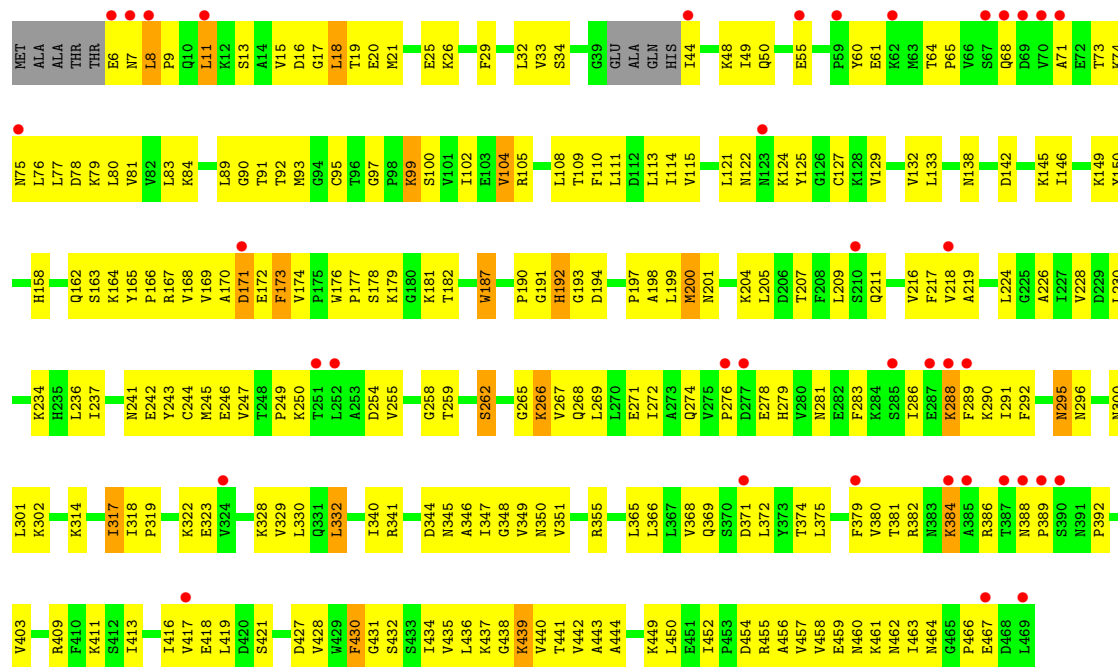
Chain 1-B:





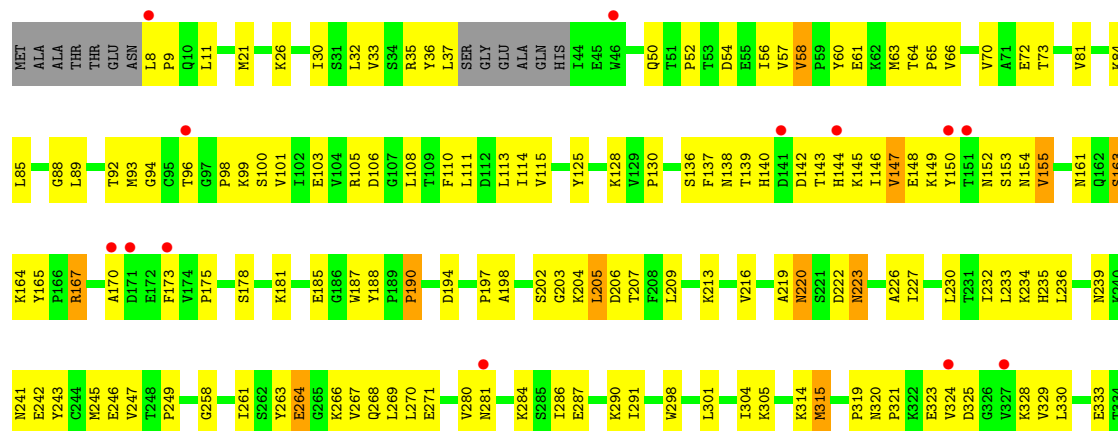
• Molecule 1: Probable UTP-glucose-1-phosphateuridylyltransferase 2

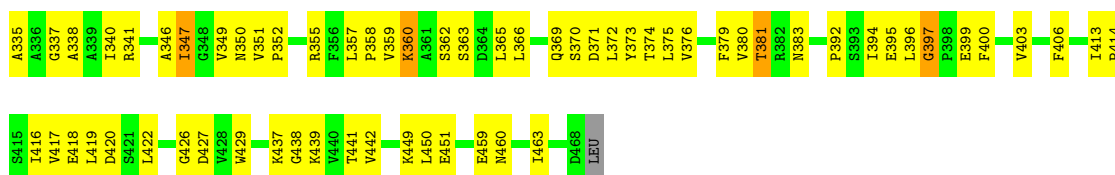
Chain 2-A:



• Molecule 1: Probable UTP-glucose-1-phosphateuridylyltransferase 2

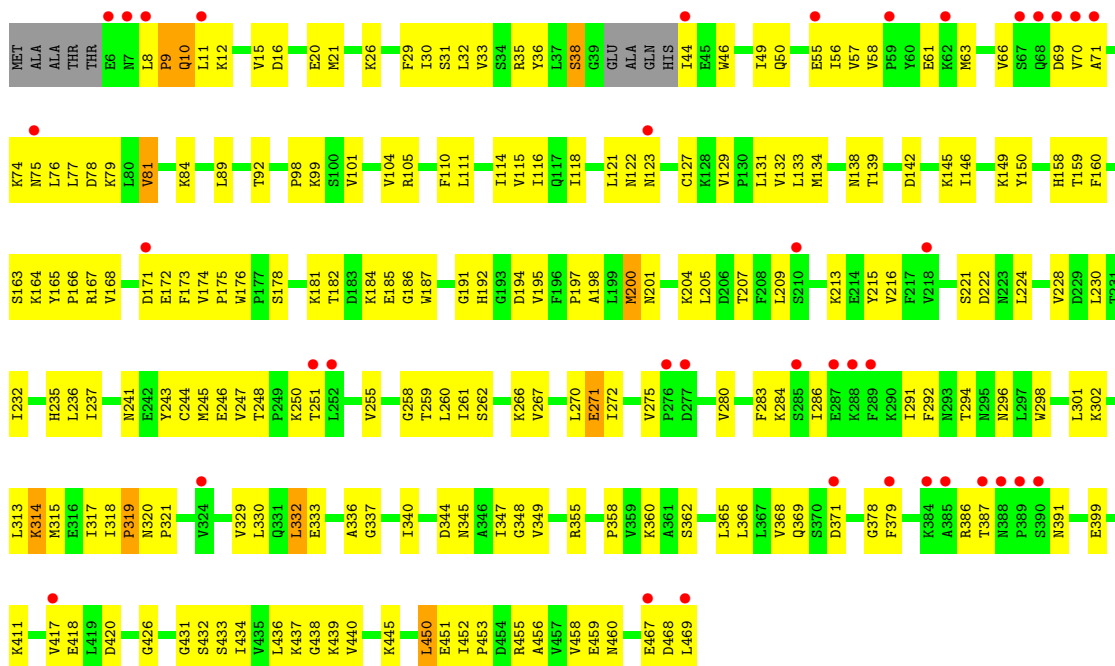
Chain 2-B:





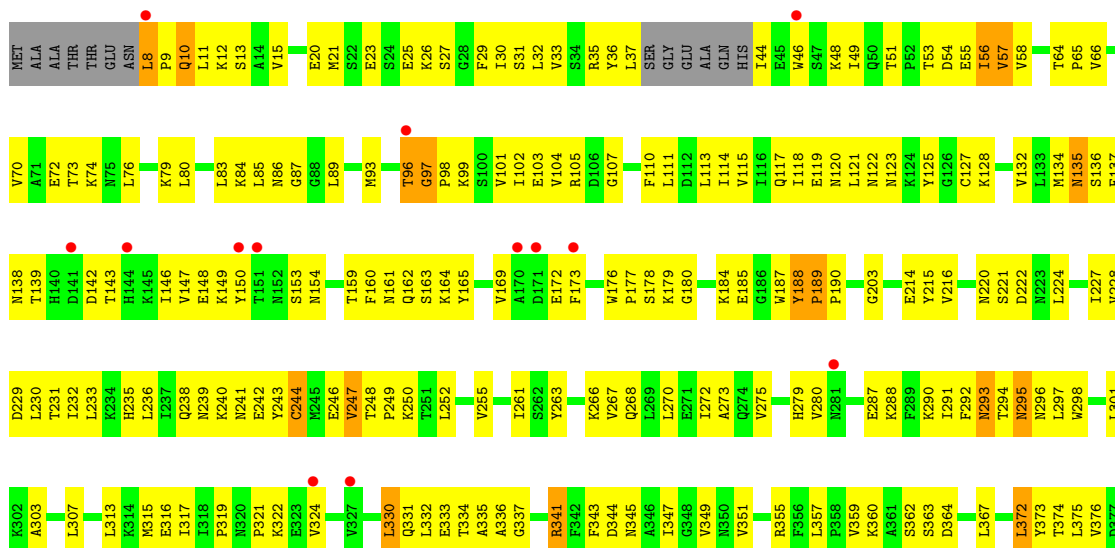
- Molecule 1: Probable UTP-glucose-1-phosphateuridylyltransferase 2

Chain 3-A:

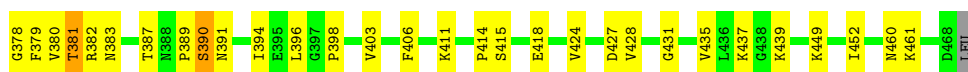


- Molecule 1: Probable UTP-glucose-1-phosphateuridylyltransferase 2

Chain 3-B:

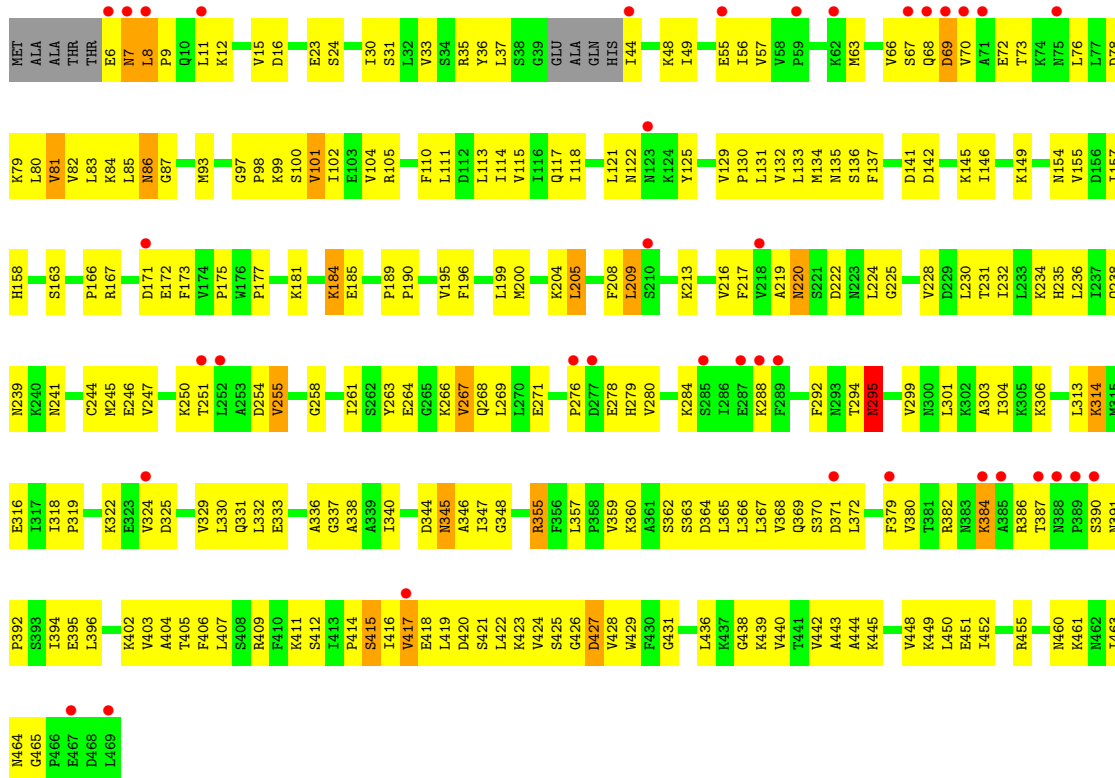






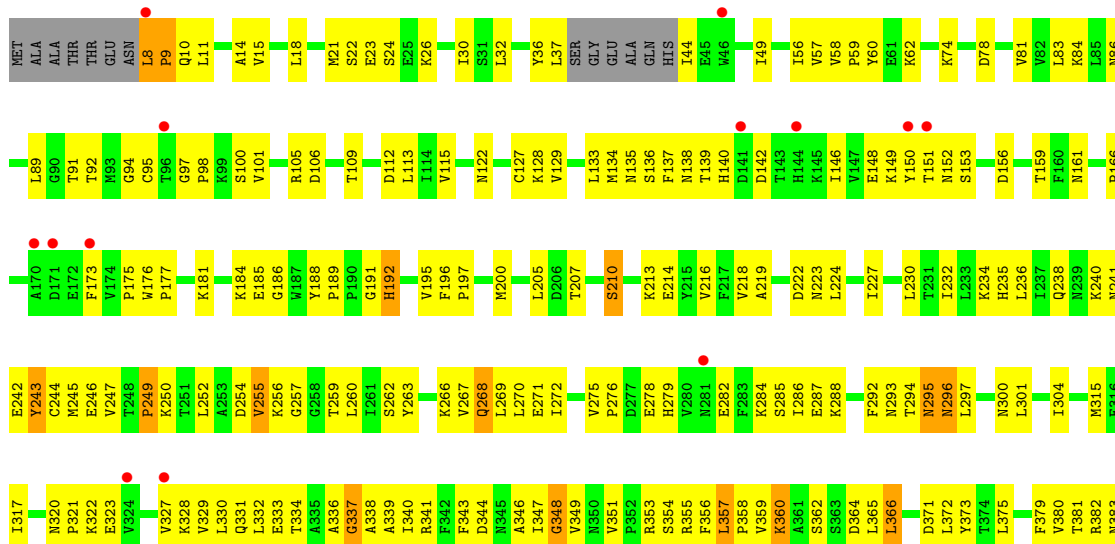
• Molecule 1: Probable UTP-glucose-1-phosphateuridylyltransferase 2

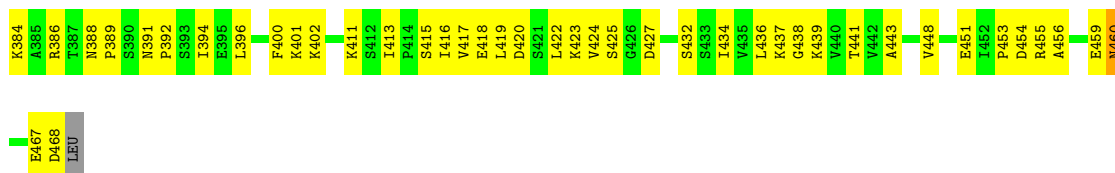
Chain 4-A:



• Molecule 1: Probable UTP-glucose-1-phosphateuridylyltransferase 2

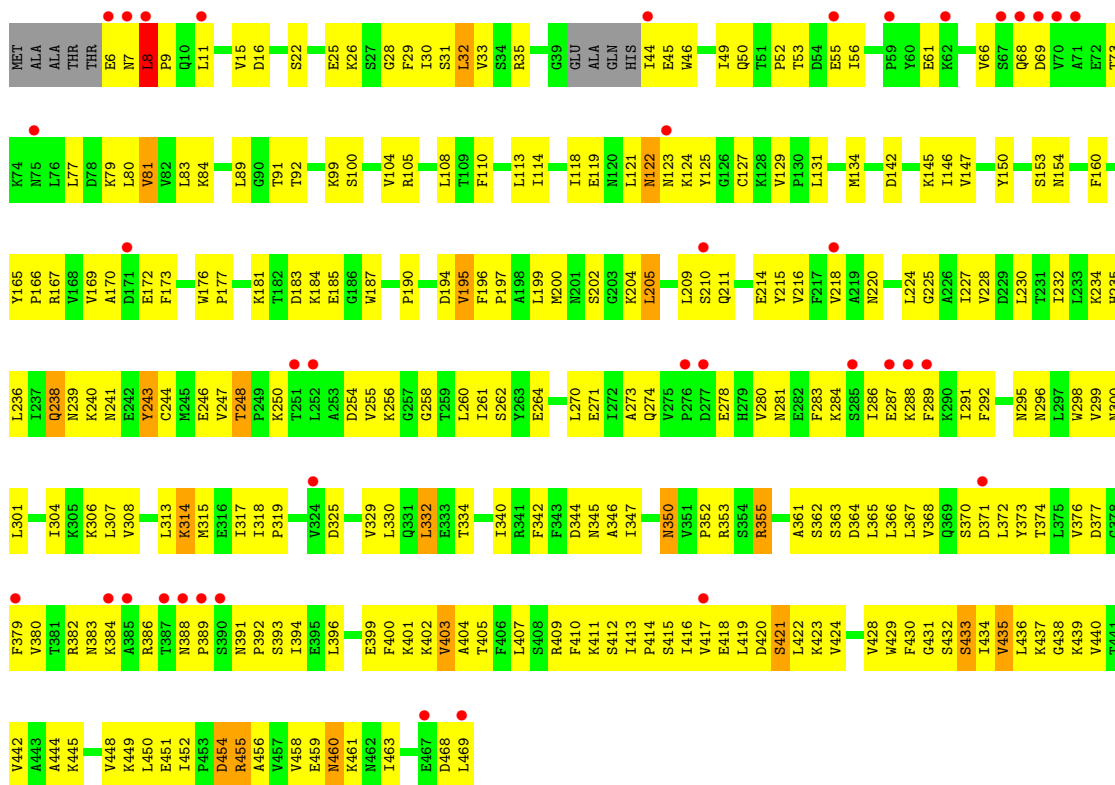
Chain 4-B:





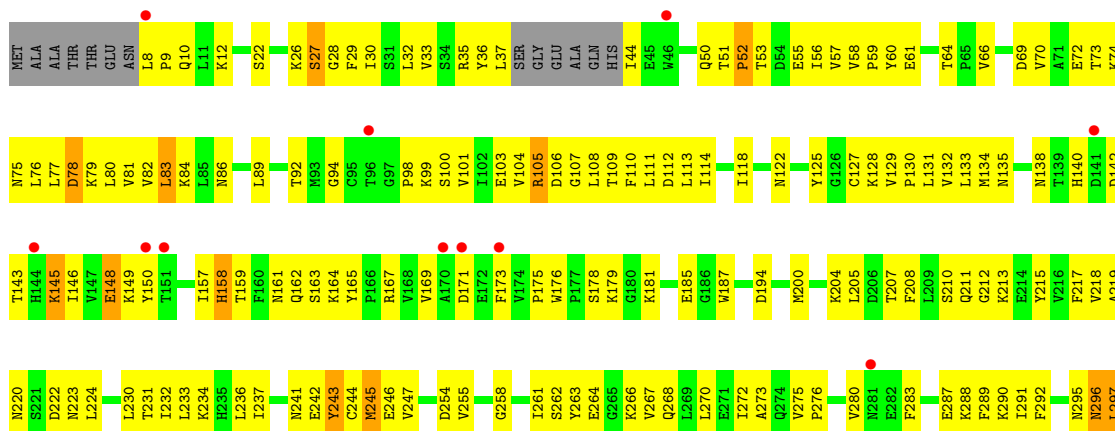
• Molecule 1: Probable UTP-glucose-1-phosphateuridylyltransferase 2

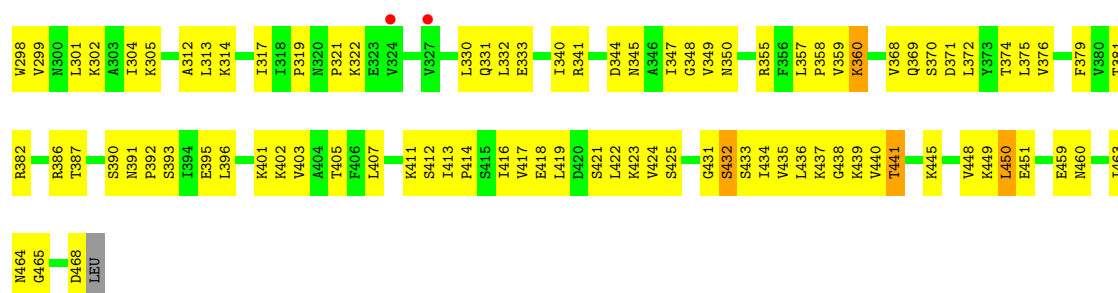
Chain 5-A:



• Molecule 1: Probable UTP-glucose-1-phosphateuridylyltransferase 2

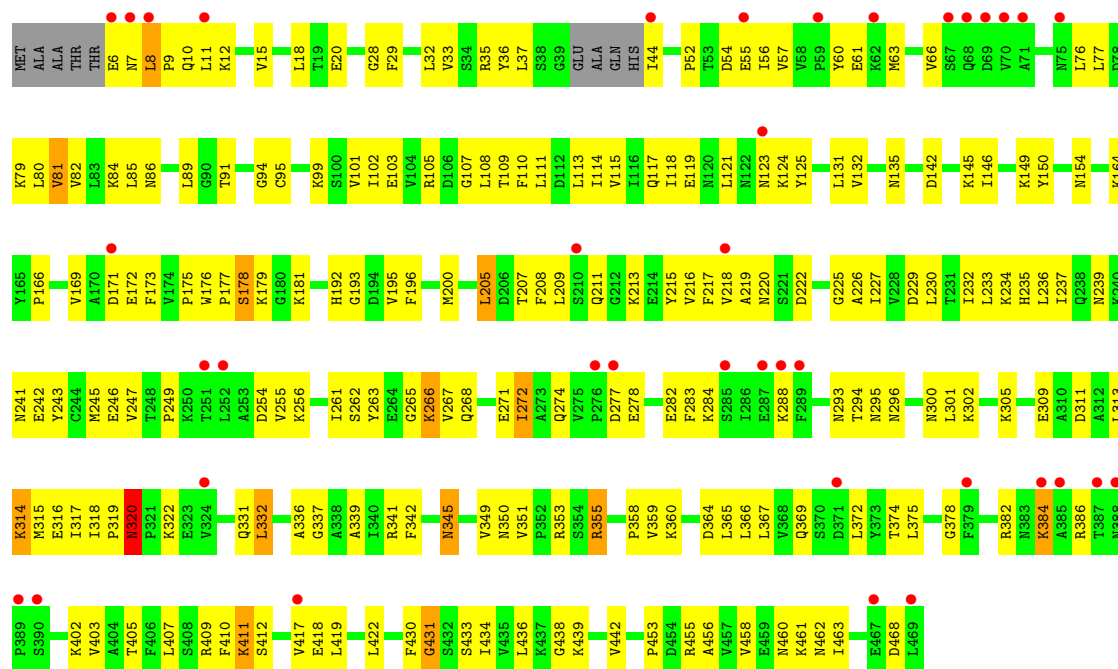
Chain 5-B:





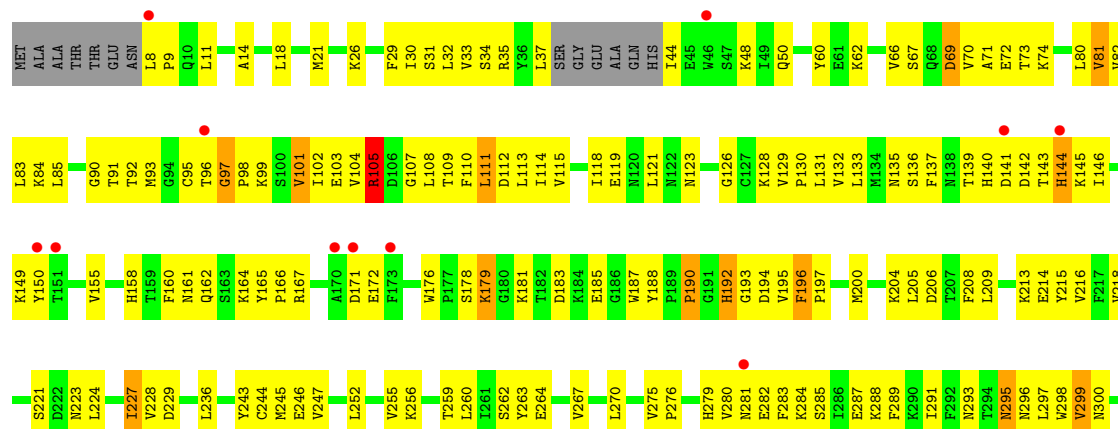
• Molecule 1: Probable UTP-glucose-1-phosphateuridylyltransferase 2

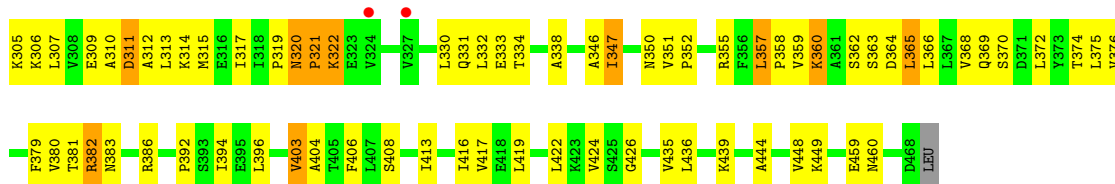
Chain 6-A: 



• Molecule 1: Probable UTP-glucose-1-phosphateuridylyltransferase 2

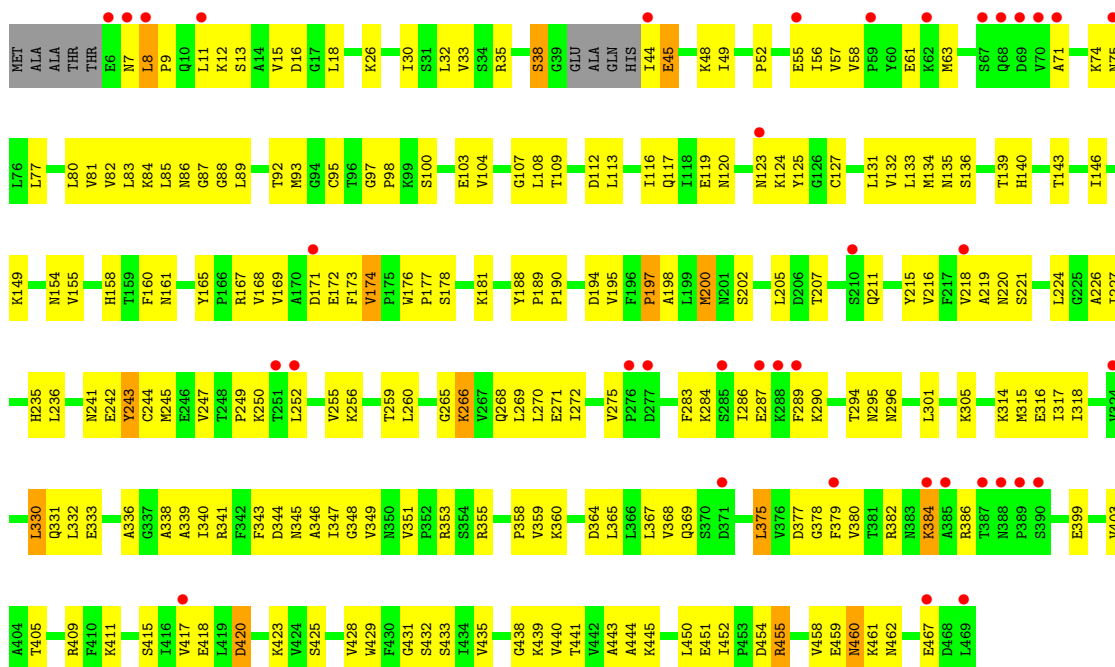
Chain 6-B: 





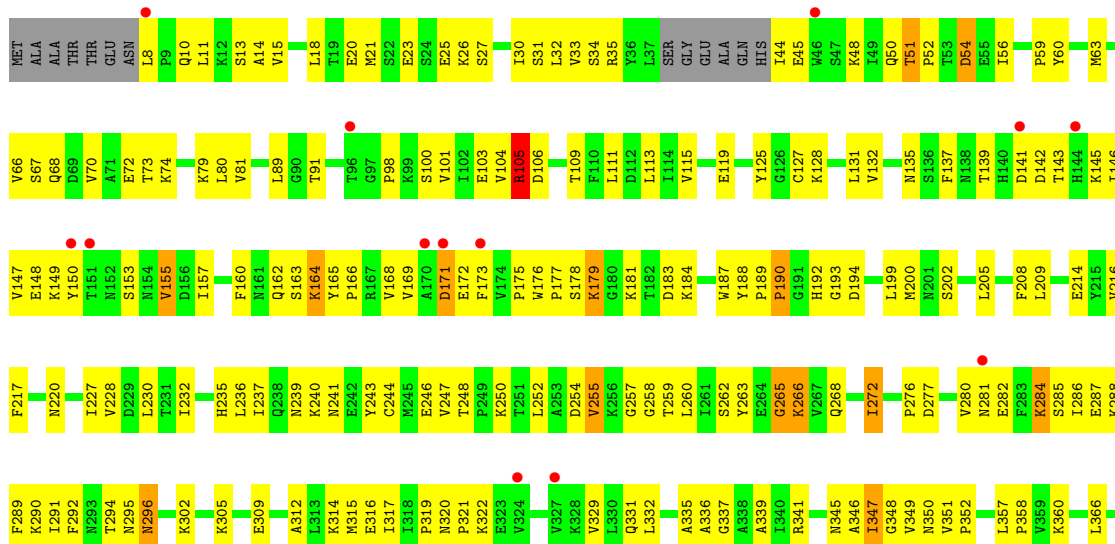
- Molecule 1: Probable UTP-glucose-1-phosphateuridylyltransferase 2

Chain 7-A:



- Molecule 1: Probable UTP-glucose-1-phosphateuridylyltransferase 2

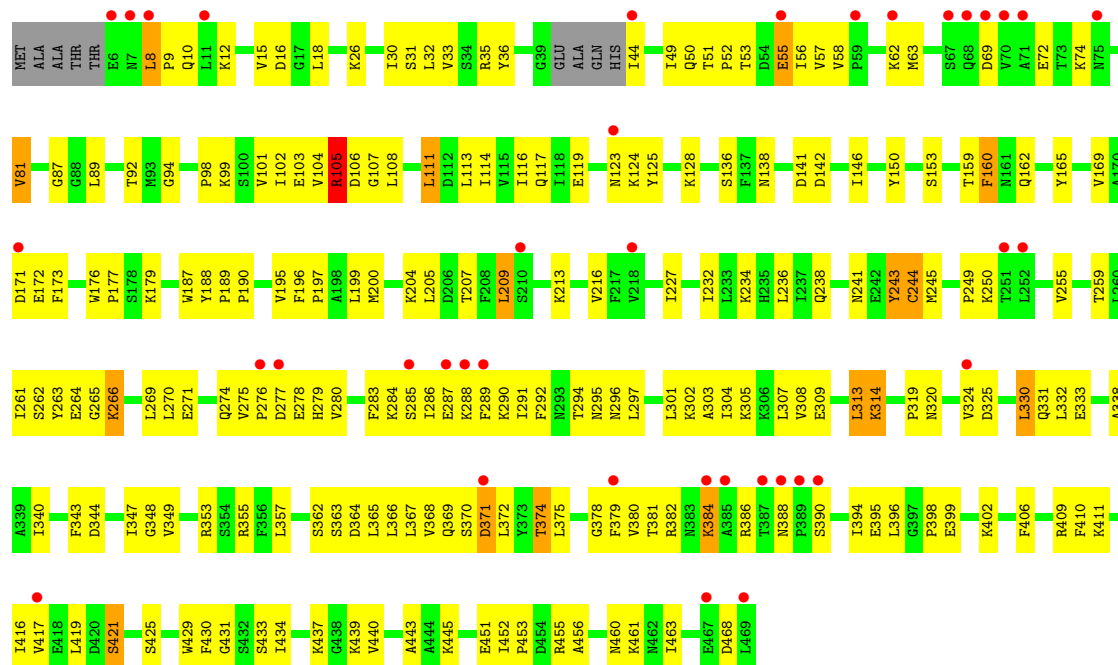
Chain 7-B:





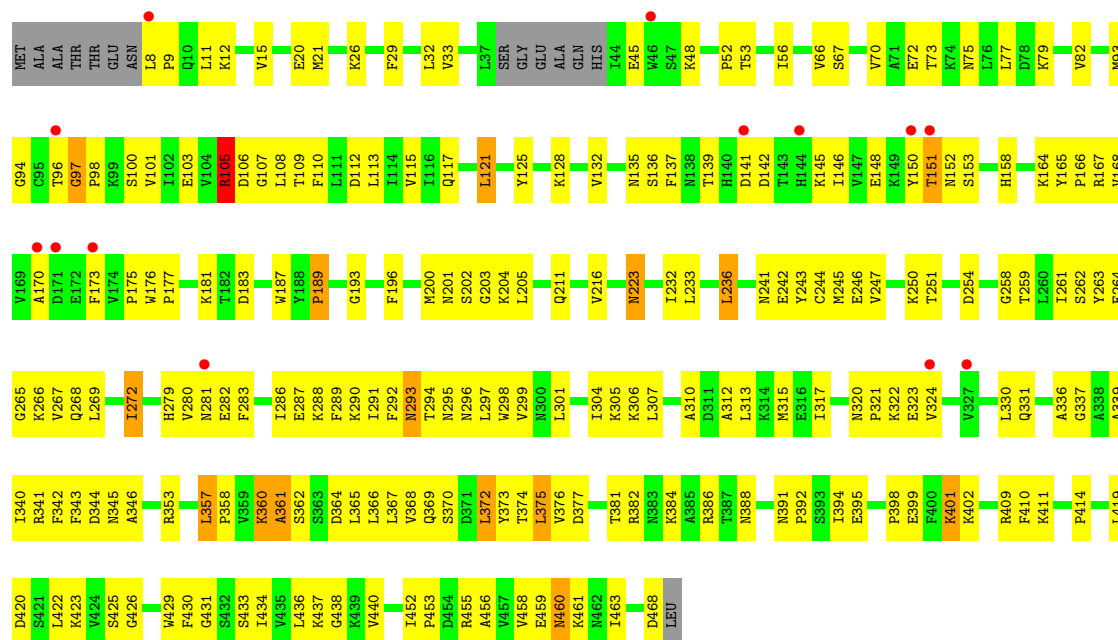
• Molecule 1: Probable UTP-glucose-1-phosphateuridylyltransferase 2

Chain 8-A:



• Molecule 1: Probable UTP-glucose-1-phosphateuridylyltransferase 2

Chain 8-B:



## 4 Data and refinement statistics

Property	Value	Source
Space group	C 1 2 1	Depositor
Cell constants a, b, c, $\alpha$ , $\beta$ , $\gamma$	188.68Å 58.86Å 89.86Å 90.00° 100.40° 90.00°	Depositor
Resolution (Å)	37.37 – 1.86 37.37 – 1.86	Depositor EDS
% Data completeness (in resolution range)	97.6 (37.37-1.86) 97.7 (37.37-1.86)	Depositor EDS
$R_{merge}$	(Not available)	Depositor
$R_{sym}$	(Not available)	Depositor
$\langle I/\sigma(I) \rangle$ <sup>1</sup>	3.11 (at 1.87Å)	Xtriage
Refinement program	CNS 1.1	Depositor
R, $R_{free}$	0.171 , 0.231 0.175 , 0.233	Depositor DCC
$R_{free}$ test set	3986 reflections (5.28%)	DCC
Wilson B-factor (Å <sup>2</sup> )	25.4	Xtriage
Anisotropy	0.041	Xtriage
Bulk solvent $k_{sol}$ (e/Å <sup>3</sup> ), $B_{sol}$ (Å <sup>2</sup> )	0.35 , 50.6	EDS
Estimated twinning fraction	No twinning to report.	Xtriage
L-test for twinning	$\langle  L  \rangle = 0.46$ , $\langle L^2 \rangle = 0.29$	Xtriage
Outliers	0 of 79504 reflections	Xtriage
$F_o, F_c$ correlation	0.94	EDS
Total number of atoms	60344	wwPDB-VP
Average B, all atoms (Å <sup>2</sup> )	24.0	wwPDB-VP

Xtriage's analysis on translational NCS is as follows: *The largest off-origin peak in the Patterson function is 4.20% of the height of the origin peak. No significant pseudotranslation is detected.*

<sup>1</sup>Intensities estimated from amplitudes.

## 5 Model quality

### 5.1 Standard geometry

The Z score for a bond length (or angle) is the number of standard deviations the observed value is removed from the expected value. A bond length (or angle) with  $|Z| > 5$  is considered an outlier worth inspection. RMSZ is the root-mean-square of all Z scores of the bond lengths (or angles).

Mol	Chain	Bond lengths		Bond angles	
		RMSZ	# Z  >5	RMSZ	# Z  >5
1	1-A	0.48	0/3646	0.67	1/4942 (0.0%)
1	1-B	0.56	0/3610	0.73	2/4895 (0.0%)
1	2-A	0.49	0/3646	0.66	0/4942
1	2-B	0.55	1/3610 (0.0%)	0.71	1/4895 (0.0%)
1	3-A	0.47	0/3646	0.66	0/4942
1	3-B	0.55	0/3610	0.71	2/4895 (0.0%)
1	4-A	0.49	0/3646	0.66	0/4942
1	4-B	0.56	0/3610	0.73	2/4895 (0.0%)
1	5-A	0.50	0/3646	0.72	0/4942
1	5-B	0.60	0/3610	0.75	1/4895 (0.0%)
1	6-A	0.50	0/3646	0.68	0/4942
1	6-B	0.60	0/3610	0.76	2/4895 (0.0%)
1	7-A	0.51	0/3646	0.70	0/4942
1	7-B	0.57	0/3610	0.75	3/4895 (0.1%)
1	8-A	0.51	0/3646	0.69	0/4942
1	8-B	0.59	0/3610	0.77	4/4895 (0.1%)
All	All	0.53	1/58048 (0.0%)	0.71	18/78696 (0.0%)

Chiral center outliers are detected by calculating the chiral volume of a chiral center and verifying if the center is modelled as a planar moiety or with the opposite hand. A planarity outlier is detected by checking planarity of atoms in a peptide group, atoms in a mainchain group or atoms of a sidechain that are expected to be planar.

Mol	Chain	#Chirality outliers	#Planarity outliers
1	3-B	0	1
1	4-B	0	1
All	All	0	2

All (1) bond length outliers are listed below:

Mol	Chain	Res	Type	Atoms	Z	Observed(Å)	Ideal(Å)
1	2-B	242	GLU	CG-CD	5.45	1.60	1.51

All (18) bond angle outliers are listed below:

Mol	Chain	Res	Type	Atoms	Z	Observed(°)	Ideal(°)
1	1-B	348	GLY	N-CA-C	-6.06	97.95	113.10
1	4-B	348	GLY	N-CA-C	-5.87	98.43	113.10
1	4-B	296	ASN	N-CA-C	-5.74	95.52	111.00
1	6-B	105	ARG	NE-CZ-NH2	-5.73	117.43	120.30
1	7-B	290	LYS	N-CA-C	5.70	126.39	111.00
1	7-B	105	ARG	NE-CZ-NH2	-5.41	117.60	120.30
1	8-B	121	LEU	CA-CB-CG	5.40	127.72	115.30
1	6-B	81	VAL	N-CA-C	-5.37	96.49	111.00
1	8-B	189	PRO	N-CA-C	-5.35	98.19	112.10
1	1-B	388	ASN	N-CA-C	-5.32	96.64	111.00
1	8-B	251	THR	N-CA-C	-5.24	96.85	111.00
1	1-A	85	LEU	N-CA-C	-5.24	96.86	111.00
1	3-B	121	LEU	CA-CB-CG	5.22	127.31	115.30
1	3-B	189	PRO	N-CA-C	-5.21	98.56	112.10
1	7-B	296	ASN	N-CA-C	-5.11	97.20	111.00
1	8-B	105	ARG	NE-CZ-NH2	-5.08	117.76	120.30
1	2-B	205	LEU	CA-CB-CG	5.04	126.88	115.30
1	5-B	296	ASN	N-CA-C	-5.03	97.42	111.00

There are no chirality outliers.

All (2) planarity outliers are listed below:

Mol	Chain	Res	Type	Group
1	3-B	125	TYR	Sidechain
1	4-B	243	TYR	Sidechain

## 5.2 Close contacts ⓘ

In the following table, the Non-H and H(model) columns list the number of non-hydrogen atoms and hydrogen atoms in the chain respectively. The H(added) column lists the number of hydrogens added by MolProbity. The Clashes column lists the number of clashes within the asymmetric unit, and the number in parentheses is this value normalized per 1000 atoms of the molecule in the chain. The Symm-Clashes column gives symmetry related clashes, in the same way as for the Clashes column.

Mol	Chain	Non-H	H(model)	H(added)	Clashes	Symm-Clashes
1	1-A	3579	0	3652	229	0
1	1-B	3543	0	3621	255	0
1	2-A	3579	0	3652	254	0
1	2-B	3543	0	3621	210	0

*Continued on next page...*



*Continued from previous page...*

Mol	Chain	Non-H	H(model)	H(added)	Clashes	Symm-Clashes
1	3-A	3579	0	3652	185	0
1	3-B	3543	0	3621	255	1
1	4-A	3579	0	3652	293	0
1	4-B	3543	0	3621	256	0
1	5-A	3579	0	3652	320	0
1	5-B	3543	0	3621	273	0
1	6-A	3579	0	3652	229	0
1	6-B	3543	0	3621	253	1
1	7-A	3579	0	3652	233	0
1	7-B	3543	0	3621	239	0
1	8-A	3579	0	3652	222	0
1	8-B	3543	0	3621	230	0
2	1-A	180	0	0	41	0
2	1-B	241	0	0	32	0
2	2-A	182	0	0	23	0
2	2-B	239	0	0	38	0
2	3-A	182	0	0	24	0
2	3-B	239	0	0	41	1
2	4-A	183	0	0	32	0
2	4-B	238	0	0	37	0
2	5-A	182	0	0	43	0
2	5-B	239	0	0	37	0
2	6-A	182	0	0	32	0
2	6-B	239	0	0	33	1
2	7-A	183	0	0	27	0
2	7-B	238	0	0	34	0
2	8-A	183	0	0	24	0
2	8-B	238	0	0	41	0
All	All	60344	0	58184	3934	2

Clashscore is defined as the number of clashes calculated for the entry per 1000 atoms (including hydrogens) of the entry. The overall clashscore for this entry is 34.

All (3934) close contacts within the same asymmetric unit are listed below.

Atom-1	Atom-2	Distance(Å)	Clash(Å)
1:A:415:SER:HB3	2:A:486:HOH:O	1.18	1.29
1:A:363:SER:HB3	2:A:605:HOH:O	1.42	1.19
1:B:341:ARG:HA	2:B:568:HOH:O	1.47	1.15
1:A:355:ARG:HH11	1:A:355:ARG:HG3	1.12	1.13
1:A:344:ASP:HB3	2:A:570:HOH:O	1.44	1.13
1:B:76:LEU:HD23	1:B:237:ILE:HD12	1.31	1.13
1:A:108:LEU:HD12	1:A:375:LEU:HD23	1.30	1.12

*Continued on next page...*

*Continued from previous page...*

Atom-1	Atom-2	Distance(Å)	Clash(Å)
1:B:49:ILE:HG23	1:B:261:ILE:HD13	1.33	1.09
1:B:351:VAL:HG21	1:B:355:ARG:HD3	1.34	1.09
1:B:132:VAL:HG22	1:B:158:HIS:HB2	1.29	1.07
1:A:355:ARG:HH11	1:A:355:ARG:HG3	1.13	1.07
1:A:355:ARG:HG3	1:A:355:ARG:HH11	1.13	1.06
1:B:453:PRO:HG2	1:B:456:ALA:HB2	1.35	1.06
1:B:244:CYS:SG	1:B:298:TRP:HB2	1.96	1.05
1:A:268:GLN:HG2	2:A:474:HOH:O	1.55	1.05
1:B:32:LEU:HB3	2:B:683:HOH:O	1.53	1.05
1:A:92:THR:HB	2:A:567:HOH:O	1.55	1.05
1:A:8:LEU:HG	1:A:9:PRO:HD3	1.39	1.04
1:A:123:ASN:HB2	2:A:553:HOH:O	1.58	1.03
1:A:319:PRO:HA	1:A:332:LEU:HD12	1.40	1.03
1:B:267:VAL:HG12	2:B:568:HOH:O	1.58	1.02
1:A:428:VAL:HG13	1:A:450:LEU:HB2	1.41	1.02
1:B:100:SER:HB2	1:B:111:LEU:HG	1.37	1.01
1:B:268:GLN:HE21	1:B:341:ARG:HB2	1.20	1.01
1:B:382:ARG:HD3	2:B:704:HOH:O	1.61	1.01
1:A:416:ILE:HG22	1:A:419:LEU:HD13	1.42	1.01
1:B:386:ARG:HB2	1:B:417:VAL:HG23	1.43	1.01
1:A:101:VAL:HG11	1:A:146:ILE:HG13	1.38	1.01
1:B:423:LYS:HB3	1:B:441:THR:HG22	1.39	1.00
1:B:162:GLN:HB2	1:B:194:ASP:OD2	1.62	1.00
1:A:200:MET:HG2	1:A:205:LEU:HD23	1.43	1.00
1:B:382:ARG:HD3	2:B:707:HOH:O	1.60	0.99
1:B:242:GLU:HB2	1:B:343:PHE:HB3	1.43	0.99
1:B:133:LEU:HB2	1:B:159:THR:HG22	1.45	0.99
1:B:382:ARG:HD3	2:B:704:HOH:O	1.64	0.98
1:B:150:TYR:HD2	2:B:652:HOH:O	1.46	0.98
1:B:207:THR:O	1:B:211:GLN:HB2	1.64	0.97
1:A:427:ASP:HB3	1:A:449:LYS:HA	1.43	0.97
1:A:200:MET:HG2	1:A:205:LEU:HD23	1.47	0.97
1:B:92:THR:HG21	1:B:360:LYS:HE2	1.43	0.97
1:B:382:ARG:HD3	2:B:704:HOH:O	1.62	0.97
1:A:441:THR:HB	1:A:462:ASN:HA	1.44	0.96
1:B:268:GLN:NE2	1:B:341:ARG:HB2	1.79	0.96
1:B:358:PRO:HB2	1:B:360:LYS:HD3	1.44	0.96
1:A:94:GLY:HA3	1:A:402:LYS:HG3	1.45	0.96
1:A:366:LEU:HD22	1:A:394:ILE:HD13	1.48	0.95
1:A:168:VAL:HB	1:A:330:LEU:HB2	1.49	0.95
1:A:216:VAL:HB	1:A:301:LEU:HD21	1.50	0.94
1:A:415:SER:HB2	1:A:435:VAL:HA	1.46	0.94

*Continued on next page...*

*Continued from previous page...*

Atom-1	Atom-2	Distance(Å)	Clash(Å)
1:A:200:MET:HG2	1:A:205:LEU:HD23	1.48	0.94
1:A:136:SER:HB3	1:A:162:GLN:HE21	1.30	0.94
1:A:105:ARG:HD3	1:A:375:LEU:HD13	1.50	0.94
1:A:81:VAL:HA	1:A:130:PRO:HG2	1.49	0.94
1:A:81:VAL:HG12	1:A:215:TYR:O	1.66	0.94
1:B:220:ASN:HD21	1:B:295:ASN:HD22	1.13	0.94
1:A:412:SER:HB3	2:A:503:HOH:O	1.65	0.94
1:A:264:GLU:HG3	2:A:604:HOH:O	1.65	0.93
1:A:319:PRO:HB3	1:A:330:LEU:HD22	1.48	0.93
1:B:265:GLY:O	1:B:266:LYS:HB2	1.67	0.93
1:B:358:PRO:HB2	1:B:360:LYS:HD3	1.52	0.92
1:B:83:LEU:HA	1:B:132:VAL:O	1.67	0.92
1:A:6:GLU:HG2	2:A:618:HOH:O	1.67	0.92
1:A:83:LEU:HD22	1:A:218:VAL:HG13	1.51	0.92
1:B:268:GLN:HB3	1:B:341:ARG:HD2	1.49	0.92
1:A:355:ARG:HH11	1:A:355:ARG:HG3	1.32	0.92
1:A:133:LEU:HB2	1:A:159:THR:HG22	1.51	0.92
1:A:295:ASN:O	1:A:297:LEU:HG	1.70	0.92
1:A:249:PRO:HA	1:A:291:ILE:HG22	1.52	0.91
1:A:123:ASN:HB2	2:A:552:HOH:O	1.69	0.91
1:B:105:ARG:HE	1:B:369:GLN:HA	1.34	0.91
1:B:135:ASN:HB2	1:B:139:THR:OG1	1.70	0.91
1:B:386:ARG:NH2	1:B:392:PRO:HD3	1.84	0.91
1:B:56:ILE:O	1:B:58:VAL:HG23	1.70	0.91
1:A:50:GLN:HB2	1:A:262:SER:HB3	1.52	0.91
1:B:81:VAL:HG22	1:B:130:PRO:HG3	1.52	0.91
1:B:111:LEU:HA	1:B:114:ILE:HD12	1.53	0.91
1:A:6:GLU:HG2	1:A:7:ASN:H	1.35	0.90
1:B:382:ARG:HD3	2:B:705:HOH:O	1.72	0.90
1:A:142:ASP:O	1:A:146:ILE:HG12	1.71	0.90
1:A:200:MET:O	2:A:488:HOH:O	1.90	0.90
1:B:246:GLU:HB2	1:B:296:ASN:HB2	1.53	0.90
1:A:85:LEU:HB2	1:A:220:ASN:HA	1.53	0.90
1:A:436:LEU:HD13	1:A:440:VAL:HG11	1.54	0.90
1:B:150:TYR:HD2	2:B:653:HOH:O	1.53	0.90
1:B:375:LEU:HD23	2:B:605:HOH:O	1.72	0.90
1:B:291:ILE:HD12	1:B:291:ILE:O	1.72	0.89
1:A:44:ILE:HG12	2:A:652:HOH:O	1.73	0.89
1:B:319:PRO:O	1:B:321:PRO:HD3	1.72	0.89
1:B:246:GLU:OE2	1:B:296:ASN:HB3	1.73	0.89
1:B:227:ILE:HG13	1:B:355:ARG:HH22	1.34	0.89
1:A:436:LEU:HD22	1:A:458:VAL:HB	1.53	0.89

*Continued on next page...*

*Continued from previous page...*

Atom-1	Atom-2	Distance(Å)	Clash(Å)
1:B:382:ARG:HG3	2:B:705:HOH:O	1.71	0.89
1:B:52:PRO:HB3	1:B:56:ILE:HB	1.54	0.88
1:A:302:LYS:HG3	2:A:558:HOH:O	1.73	0.88
1:A:268:GLN:HA	1:A:340:ILE:HG23	1.56	0.88
1:A:55:GLU:HG2	2:A:624:HOH:O	1.73	0.88
1:A:355:ARG:HH11	1:A:355:ARG:CG	1.86	0.88
1:A:455:ARG:HB3	1:A:455:ARG:HH11	1.37	0.88
1:B:111:LEU:HD23	1:B:111:LEU:C	1.93	0.88
1:B:236:LEU:HD22	1:B:244:CYS:SG	2.13	0.88
1:A:247:VAL:HG21	1:A:291:ILE:HD12	1.56	0.88
1:B:422:LEU:HD13	1:B:436:LEU:HD13	1.53	0.88
1:B:245:MET:HB2	1:B:297:LEU:HD22	1.56	0.88
1:B:100:SER:HB2	1:B:111:LEU:HG	1.55	0.88
1:A:99:LYS:HG3	1:A:102:ILE:HD12	1.55	0.88
1:B:158:HIS:HB3	1:B:204:LYS:HE3	1.57	0.87
1:B:281:ASN:HB3	2:B:649:HOH:O	1.74	0.87
1:A:55:GLU:HG2	2:A:624:HOH:O	1.75	0.87
1:A:117:GLN:HG3	1:A:378:GLY:O	1.74	0.87
1:B:179:LYS:HE3	1:B:179:LYS:HA	1.56	0.87
1:A:453:PRO:HG2	1:A:456:ALA:HB2	1.53	0.87
1:B:44:ILE:HG21	1:B:49:ILE:HD11	1.55	0.87
1:A:84:LYS:HB3	1:A:221:SER:HB3	1.57	0.86
1:B:77:LEU:HD21	1:B:230:LEU:HD21	1.57	0.86
1:A:412:SER:OG	2:A:503:HOH:O	1.93	0.86
1:B:61:GLU:OE1	2:B:583:HOH:O	1.91	0.86
1:B:261:ILE:HD13	1:B:270:LEU:HD22	1.57	0.86
1:A:436:LEU:HB3	1:A:440:VAL:HG21	1.58	0.86
1:A:368:VAL:HG23	1:A:369:GLN:HG3	1.57	0.86
1:A:52:PRO:HD3	1:A:261:ILE:HA	1.57	0.86
1:A:442:VAL:HG11	1:A:452:ILE:HD11	1.58	0.86
1:A:355:ARG:HH11	1:A:355:ARG:CG	1.89	0.86
1:B:147:VAL:HA	2:B:653:HOH:O	1.74	0.86
1:A:364:ASP:O	1:A:368:VAL:HG22	1.75	0.86
1:B:266:LYS:HG2	2:B:568:HOH:O	1.74	0.86
1:B:386:ARG:CZ	1:B:392:PRO:HD3	2.05	0.85
1:A:402:LYS:HE3	1:A:404:ALA:HB3	1.57	0.85
1:B:379:PHE:O	1:B:381:THR:HG23	1.76	0.85
1:A:453:PRO:HG2	1:A:456:ALA:HB2	1.55	0.85
1:A:229:ASP:HB3	1:A:232:ILE:HD12	1.57	0.85
1:A:44:ILE:HG12	2:A:649:HOH:O	1.74	0.85
1:B:103:GLU:OE1	1:B:107:GLY:HA2	1.77	0.85
1:B:128:LYS:HD2	2:B:670:HOH:O	1.76	0.85

*Continued on next page...*

*Continued from previous page...*

Atom-1	Atom-2	Distance(Å)	Clash(Å)
1:A:55:GLU:HG2	2:A:623:HOH:O	1.76	0.84
1:A:209:LEU:HD11	1:A:301:LEU:HB3	1.59	0.84
1:B:272:ILE:HG22	2:B:510:HOH:O	1.76	0.84
1:A:246:GLU:HB2	1:A:296:ASN:HB2	1.58	0.84
1:A:50:GLN:HB2	1:A:262:SER:HB3	1.58	0.84
1:A:35:ARG:HG3	1:A:314:LYS:HE2	1.58	0.84
1:B:65:PRO:HA	1:B:231:THR:CG2	2.08	0.84
1:B:288:LYS:O	1:B:290:LYS:HG3	1.76	0.84
1:A:35:ARG:HG3	1:A:314:LYS:HG3	1.57	0.84
1:A:6:GLU:HG2	1:A:7:ASN:H	1.40	0.84
1:A:89:LEU:HG	2:A:593:HOH:O	1.77	0.84
1:B:190:PRO:HA	1:B:333:GLU:HG2	1.59	0.84
1:A:56:ILE:HG22	1:A:57:VAL:HG23	1.59	0.84
1:B:266:LYS:HG2	2:B:568:HOH:O	1.76	0.83
1:A:445:LYS:HG3	2:A:563:HOH:O	1.78	0.83
1:B:111:LEU:HD22	2:B:554:HOH:O	1.78	0.83
1:A:344:ASP:HB3	2:A:569:HOH:O	1.77	0.83
1:B:376:VAL:HB	1:B:381:THR:HG21	1.57	0.83
1:B:281:ASN:HB2	2:B:649:HOH:O	1.77	0.83
1:A:319:PRO:HA	1:A:332:LEU:HD12	1.61	0.83
1:A:302:LYS:HG3	2:A:559:HOH:O	1.77	0.83
1:A:8:LEU:HG	1:A:9:PRO:HD3	1.61	0.83
1:B:77:LEU:CD2	1:B:121:LEU:HD21	2.09	0.83
1:B:330:LEU:HD23	1:B:331:GLN:N	1.94	0.83
1:A:11:LEU:HD13	1:A:33:VAL:HG11	1.59	0.83
1:B:146:ILE:HG21	2:B:563:HOH:O	1.77	0.82
1:B:227:ILE:HG13	1:B:355:ARG:HH22	1.44	0.82
1:A:192:HIS:CE1	1:A:336:ALA:H	1.97	0.82
1:A:411:LYS:HB2	1:A:431:GLY:C	2.00	0.82
1:B:272:ILE:HG23	2:B:504:HOH:O	1.78	0.82
1:B:52:PRO:HB3	1:B:56:ILE:HB	1.61	0.82
1:B:99:LYS:NZ	1:B:360:LYS:HA	1.95	0.82
1:B:200:MET:HE1	1:B:305:LYS:HE3	1.61	0.82
1:A:118:ILE:HD12	1:A:131:LEU:HD22	1.61	0.82
1:A:453:PRO:HG2	1:A:456:ALA:HB2	1.61	0.82
1:B:223:ASN:HA	1:B:358:PRO:HA	1.61	0.82
1:B:81:VAL:HG22	1:B:130:PRO:CG	2.09	0.82
1:A:119:GLU:HG3	1:A:154:ASN:N	1.95	0.82
1:B:341:ARG:HH11	1:B:341:ARG:HB2	1.43	0.81
1:A:432:SER:H	1:A:454:ASP:HA	1.43	0.81
1:A:355:ARG:HG3	1:A:355:ARG:HH11	1.45	0.81
1:B:65:PRO:HA	1:B:231:THR:HG23	1.61	0.81

*Continued on next page...*

*Continued from previous page...*

Atom-1	Atom-2	Distance(Å)	Clash(Å)
1:B:79:LYS:HD3	1:B:214:GLU:OE1	1.80	0.81
1:B:319:PRO:O	1:B:321:PRO:HD3	1.80	0.81
1:B:56:ILE:O	1:B:347:ILE:HB	1.81	0.81
1:A:355:ARG:HG3	1:A:355:ARG:HH11	1.46	0.81
1:B:330:LEU:HD23	1:B:331:GLN:N	1.95	0.81
1:B:56:ILE:HG13	1:B:262:SER:OG	1.80	0.81
1:A:11:LEU:HD13	1:A:33:VAL:HG11	1.60	0.81
1:B:23:GLU:HG2	2:B:599:HOH:O	1.81	0.81
1:A:394:ILE:HA	1:A:422:LEU:O	1.78	0.81
1:B:114:ILE:HG23	2:B:529:HOH:O	1.80	0.81
1:B:373:TYR:CD2	1:B:380:VAL:HG12	2.15	0.81
1:B:266:LYS:HB2	2:B:598:HOH:O	1.80	0.81
1:A:455:ARG:HH11	1:A:455:ARG:HB3	1.44	0.81
1:B:205:LEU:HD21	1:B:305:LYS:HB2	1.61	0.81
1:B:398:PRO:O	2:B:499:HOH:O	1.97	0.80
1:B:376:VAL:HB	1:B:381:THR:HG21	1.62	0.80
1:A:195:VAL:HG13	1:A:196:PHE:H	1.45	0.80
1:B:249:PRO:O	2:B:475:HOH:O	1.98	0.80
1:B:11:LEU:HD13	1:B:33:VAL:HG11	1.64	0.80
1:A:455:ARG:NH1	1:A:455:ARG:HB3	1.96	0.80
1:B:372:LEU:HD22	1:B:373:TYR:CE1	2.17	0.80
1:B:256:LYS:HB2	2:B:658:HOH:O	1.81	0.80
1:B:99:LYS:HG3	1:B:102:ILE:HD12	1.62	0.80
1:B:246:GLU:OE1	1:B:355:ARG:NH2	2.15	0.80
1:B:235:HIS:ND1	2:B:506:HOH:O	2.14	0.80
1:A:195:VAL:HG13	1:A:196:PHE:N	1.96	0.80
1:A:439:LYS:HE3	1:A:462:ASN:OD1	1.81	0.80
1:B:143:THR:O	1:B:147:VAL:HG22	1.80	0.80
1:A:44:ILE:HB	2:A:596:HOH:O	1.81	0.80
1:B:121:LEU:HD11	1:B:228:VAL:HG21	1.64	0.80
1:A:455:ARG:NH1	1:A:455:ARG:HB3	1.97	0.80
1:A:371:ASP:OD2	1:A:417:VAL:HB	1.81	0.80
1:B:105:ARG:NE	1:B:369:GLN:HA	1.96	0.80
1:B:164:LYS:HD2	1:B:164:LYS:O	1.82	0.79
1:B:11:LEU:HD13	1:B:33:VAL:HG11	1.65	0.79
1:A:415:SER:HB2	1:A:435:VAL:CA	2.11	0.79
1:A:149:LYS:O	2:A:613:HOH:O	1.99	0.79
1:A:207:THR:O	1:A:211:GLN:HG3	1.83	0.79
1:B:132:VAL:HG22	1:B:158:HIS:HB2	1.64	0.79
1:B:141:ASP:O	1:B:145:LYS:HG2	1.81	0.79
1:B:236:LEU:HD11	1:B:298:TRP:HB3	1.65	0.79
1:B:331:GLN:O	1:B:333:GLU:HG3	1.82	0.79

*Continued on next page...*

*Continued from previous page...*

Atom-1	Atom-2	Distance(Å)	Clash(Å)
1:A:49:ILE:HG23	1:A:261:ILE:HB	1.65	0.79
1:A:114:ILE:HA	1:A:117:GLN:OE1	1.82	0.79
1:A:255:VAL:HG23	1:A:256:LYS:HG3	1.65	0.79
1:B:79:LYS:HD2	1:B:237:ILE:HD13	1.64	0.79
1:A:439:LYS:O	1:A:460:ASN:HA	1.82	0.79
1:B:379:PHE:HB2	1:B:381:THR:HG22	1.64	0.79
1:B:81:VAL:HG22	1:B:130:PRO:HG3	1.65	0.79
1:A:355:ARG:HH11	1:A:355:ARG:CG	1.95	0.79
1:A:246:GLU:CD	1:A:355:ARG:HH12	1.86	0.79
1:B:246:GLU:CD	1:B:296:ASN:HB3	2.04	0.78
1:A:35:ARG:HG3	1:A:314:LYS:NZ	1.98	0.78
1:A:81:VAL:HG13	1:A:216:VAL:HA	1.66	0.78
1:A:302:LYS:HG3	2:A:558:HOH:O	1.82	0.78
1:A:330:LEU:HD23	1:A:331:GLN:N	1.98	0.78
1:B:266:LYS:HD3	1:B:341:ARG:O	1.84	0.78
1:A:28:GLY:O	1:A:32:LEU:HD22	1.83	0.78
1:A:105:ARG:HH21	1:A:374:THR:HA	1.48	0.78
1:A:8:LEU:CG	1:A:9:PRO:HD3	2.14	0.78
1:B:272:ILE:HD11	1:B:280:VAL:HG13	1.66	0.78
1:B:76:LEU:CD2	1:B:237:ILE:HD12	2.12	0.78
1:A:190:PRO:HA	1:A:333:GLU:HG2	1.65	0.78
1:B:351:VAL:CG2	1:B:355:ARG:HD3	2.13	0.78
1:A:44:ILE:HG12	2:A:652:HOH:O	1.82	0.78
1:A:417:VAL:HG12	1:A:418:GLU:HG3	1.65	0.78
1:B:73:THR:HG23	1:B:230:LEU:HD22	1.65	0.78
1:B:376:VAL:HB	1:B:381:THR:CG2	2.13	0.78
1:A:99:LYS:NZ	1:A:102:ILE:HD12	1.98	0.78
1:B:258:GLY:O	1:B:292:PHE:HA	1.85	0.78
1:A:439:LYS:HD2	1:A:440:VAL:N	1.99	0.77
1:B:150:TYR:CD2	2:B:652:HOH:O	2.37	0.77
1:B:122:ASN:HA	1:B:127:CYS:SG	2.24	0.77
1:B:30:ILE:C	1:B:32:LEU:H	1.87	0.77
1:B:366:LEU:HD13	1:B:394:ILE:HG21	1.64	0.77
1:B:150:TYR:HD2	2:B:652:HOH:O	1.67	0.77
1:A:83:LEU:HD22	1:A:218:VAL:HG13	1.65	0.77
1:A:35:ARG:HG3	1:A:314:LYS:CG	2.15	0.77
1:A:66:VAL:HA	1:A:234:LYS:HE2	1.65	0.77
1:A:272:ILE:HG12	2:A:535:HOH:O	1.85	0.77
1:A:250:LYS:HG2	1:A:286:ILE:HG22	1.64	0.77
1:A:99:LYS:HE2	1:A:360:LYS:HD2	1.67	0.77
1:B:372:LEU:O	1:B:372:LEU:HD23	1.84	0.77
1:A:358:PRO:HB2	1:A:360:LYS:HD3	1.65	0.77

*Continued on next page...*



*Continued from previous page...*

Atom-1	Atom-2	Distance(Å)	Clash(Å)
1:B:419:LEU:HD21	1:B:422:LEU:HB2	1.66	0.77
1:A:84:LYS:HG3	1:A:114:ILE:HD13	1.67	0.77
1:B:14:ALA:HB1	1:B:178:SER:OG	1.85	0.77
1:B:224:LEU:HD13	1:B:380:VAL:HG21	1.66	0.77
1:A:322:LYS:HG3	1:A:331:GLN:HE22	1.50	0.77
1:B:23:GLU:HG2	2:B:600:HOH:O	1.85	0.77
1:B:273:ALA:HB2	2:B:504:HOH:O	1.83	0.77
1:A:271:GLU:OE1	2:A:535:HOH:O	2.02	0.77
1:A:224:LEU:HD13	1:A:380:VAL:HG21	1.66	0.76
1:A:355:ARG:NH1	1:A:355:ARG:HG3	1.94	0.76
1:A:84:LYS:HG3	1:A:114:ILE:HD13	1.67	0.76
1:A:94:GLY:HA3	1:A:402:LYS:HG3	1.67	0.76
1:B:398:PRO:HD2	2:B:484:HOH:O	1.85	0.76
1:A:55:GLU:HG3	2:A:623:HOH:O	1.85	0.76
1:B:26:LYS:O	1:B:30:ILE:HG12	1.85	0.76
1:A:415:SER:CB	1:A:435:VAL:HA	2.15	0.76
1:A:319:PRO:HB3	1:A:330:LEU:CD2	2.13	0.76
1:B:77:LEU:CD2	1:B:230:LEU:HD21	2.15	0.76
1:B:150:TYR:HD2	2:B:653:HOH:O	1.67	0.76
1:B:199:LEU:HD23	1:B:205:LEU:HB2	1.67	0.76
1:A:35:ARG:HG3	1:A:314:LYS:HG3	1.67	0.76
1:B:370:SER:OG	1:B:416:ILE:HD11	1.86	0.76
1:A:11:LEU:HD11	1:A:173:PHE:HE2	1.50	0.76
1:B:331:GLN:O	1:B:333:GLU:HG3	1.85	0.76
1:A:99:LYS:HE2	2:A:546:HOH:O	1.85	0.76
1:B:236:LEU:HA	1:B:241:ASN:OD1	1.86	0.76
1:A:199:LEU:HD12	1:A:204:LYS:HB2	1.68	0.76
1:B:114:ILE:HD11	1:B:221:SER:HB2	1.65	0.75
1:A:189:PRO:HD2	2:A:621:HOH:O	1.83	0.75
1:B:332:LEU:HD12	2:B:685:HOH:O	1.85	0.75
1:B:425:SER:O	1:B:443:ALA:HA	1.86	0.75
1:A:431:GLY:N	1:A:452:ILE:O	2.19	0.75
1:B:88:GLY:O	1:B:99:LYS:N	2.19	0.75
1:B:321:PRO:O	1:B:322:LYS:HB2	1.84	0.75
1:A:16:ASP:HA	1:A:26:LYS:HD3	1.66	0.75
1:A:104:VAL:HG21	1:A:224:LEU:HD11	1.67	0.75
1:A:77:LEU:HG	1:A:230:LEU:HD11	1.69	0.75
1:B:233:LEU:HD12	1:B:236:LEU:HD12	1.69	0.75
1:A:81:VAL:HA	1:A:130:PRO:CG	2.16	0.75
1:B:261:ILE:HD13	1:B:270:LEU:HD22	1.68	0.75
1:B:8:LEU:N	1:B:9:PRO:HD3	2.01	0.75
1:B:367:LEU:HG	1:B:394:ILE:HD12	1.69	0.75

*Continued on next page...*



*Continued from previous page...*

Atom-1	Atom-2	Distance(Å)	Clash(Å)
1:B:312:ALA:O	1:B:314:LYS:HG3	1.85	0.75
1:A:421:SER:OG	2:A:582:HOH:O	2.04	0.75
1:A:117:GLN:HE21	1:A:379:PHE:HA	1.51	0.75
1:A:205:LEU:HD11	1:A:301:LEU:HB3	1.67	0.75
1:A:11:LEU:HD13	1:A:33:VAL:HG11	1.68	0.75
1:A:12:LYS:HD3	2:A:620:HOH:O	1.87	0.75
1:B:80:LEU:O	1:B:130:PRO:HD2	1.86	0.75
1:B:164:LYS:NZ	2:B:658:HOH:O	2.18	0.75
1:A:98:PRO:O	1:A:101:VAL:HG22	1.87	0.75
1:A:436:LEU:CD2	1:A:458:VAL:HB	2.17	0.74
1:A:308:VAL:HA	2:A:489:HOH:O	1.85	0.74
1:B:11:LEU:O	1:B:11:LEU:HD23	1.86	0.74
1:B:100:SER:HB2	1:B:111:LEU:CG	2.15	0.74
1:A:112:ASP:OD2	2:A:596:HOH:O	2.05	0.74
1:B:252:LEU:HA	1:B:255:VAL:HG23	1.69	0.74
1:B:98:PRO:O	1:B:101:VAL:HG22	1.88	0.74
1:B:372:LEU:CD2	1:B:386:ARG:HD3	2.18	0.74
1:B:35:ARG:O	1:B:317:ILE:HG13	1.87	0.74
1:A:55:GLU:HG2	2:A:623:HOH:O	1.86	0.74
1:A:132:VAL:HB	1:A:158:HIS:HB2	1.68	0.74
1:B:199:LEU:CD2	1:B:205:LEU:HB2	2.16	0.74
1:A:442:VAL:CG1	1:A:452:ILE:HD11	2.16	0.74
1:B:213:LYS:NZ	2:B:647:HOH:O	2.21	0.74
1:B:77:LEU:HD22	1:B:121:LEU:HD21	1.68	0.74
1:A:200:MET:HG2	1:A:205:LEU:HD23	1.68	0.74
1:A:316:GLU:HG3	2:A:638:HOH:O	1.88	0.74
1:A:171:ASP:OD2	1:A:172:GLU:HG3	1.88	0.74
1:B:98:PRO:HB2	1:B:101:VAL:HG13	1.70	0.74
1:B:98:PRO:O	1:B:101:VAL:HG22	1.87	0.74
1:B:252:LEU:O	1:B:252:LEU:HD23	1.87	0.74
1:B:179:LYS:HE3	1:B:179:LYS:HA	1.66	0.74
1:A:246:GLU:CD	1:A:355:ARG:HH12	1.90	0.74
1:A:461:LYS:HE3	1:A:463:ILE:HG12	1.70	0.74
1:A:307:LEU:HD13	1:A:313:LEU:HD21	1.69	0.74
1:A:79:LYS:HD2	1:A:237:ILE:HD11	1.70	0.74
1:B:437:LYS:HD2	1:B:459:GLU:HB2	1.70	0.74
1:A:111:LEU:HG	1:A:150:TYR:OH	1.88	0.74
1:B:273:ALA:HB2	2:B:504:HOH:O	1.87	0.74
1:A:82:VAL:HG13	2:A:492:HOH:O	1.88	0.74
1:B:246:GLU:HB2	1:B:296:ASN:HB2	1.70	0.73
1:B:105:ARG:HD2	2:B:509:HOH:O	1.87	0.73
1:A:246:GLU:HB2	1:A:296:ASN:HB2	1.70	0.73

*Continued on next page...*

*Continued from previous page...*

Atom-1	Atom-2	Distance(Å)	Clash(Å)
1:B:50:GLN:HB2	1:B:262:SER:HB3	1.70	0.73
1:B:272:ILE:HD11	1:B:280:VAL:HG13	1.70	0.73
1:B:81:VAL:HG13	1:B:130:PRO:HG2	1.70	0.73
1:B:358:PRO:HB2	1:B:360:LYS:HD3	1.67	0.73
1:A:268:GLN:HA	1:A:340:ILE:CG2	2.17	0.73
1:B:141:ASP:N	1:B:141:ASP:OD2	2.20	0.73
1:A:455:ARG:HB3	1:A:455:ARG:NH1	2.02	0.73
1:A:111:LEU:HD23	2:A:509:HOH:O	1.88	0.73
1:B:94:GLY:HA3	1:B:402:LYS:HG2	1.70	0.73
1:A:35:ARG:HG3	1:A:314:LYS:CE	2.18	0.73
1:B:103:GLU:OE1	1:B:107:GLY:HA2	1.87	0.73
1:B:53:THR:HB	2:B:572:HOH:O	1.88	0.73
1:B:11:LEU:HD13	1:B:33:VAL:HG11	1.71	0.73
1:A:136:SER:HB3	1:A:162:GLN:NE2	2.04	0.73
1:A:32:LEU:H	1:A:32:LEU:HD12	1.52	0.73
1:B:66:VAL:HG13	1:B:72:GLU:OE1	1.88	0.73
1:B:93:MET:CE	1:B:365:LEU:HD11	2.19	0.73
1:A:442:VAL:HA	1:A:463:ILE:HB	1.71	0.73
1:A:467:GLU:HB2	2:A:589:HOH:O	1.88	0.73
1:A:99:LYS:HZ3	1:A:102:ILE:HD12	1.51	0.73
1:B:90:GLY:HA3	2:B:512:HOH:O	1.89	0.73
1:A:355:ARG:HH11	1:A:355:ARG:HG3	1.53	0.73
1:B:317:ILE:HA	1:B:333:GLU:O	1.89	0.73
1:A:264:GLU:N	2:A:516:HOH:O	2.20	0.73
1:B:220:ASN:HD21	1:B:295:ASN:ND2	1.87	0.73
1:A:105:ARG:NH2	1:A:374:THR:HA	2.04	0.73
1:B:150:TYR:CD2	2:B:652:HOH:O	2.42	0.73
1:B:79:LYS:HD2	1:B:237:ILE:CD1	2.19	0.73
1:B:228:VAL:HG23	2:B:508:HOH:O	1.87	0.73
1:A:166:PRO:HB2	1:A:177:PRO:HD2	1.70	0.73
1:A:191:GLY:O	1:A:194:ASP:HB3	1.89	0.72
1:B:36:TYR:CE1	1:B:319:PRO:HB3	2.24	0.72
1:B:87:GLY:HA2	1:B:136:SER:H	1.53	0.72
1:B:467:GLU:HG3	1:B:468:ASP:H	1.54	0.72
1:B:300:ASN:O	1:B:304:ILE:HG13	1.88	0.72
1:A:15:VAL:HG21	1:A:30:ILE:HD11	1.71	0.72
1:B:150:TYR:HB2	2:B:653:HOH:O	1.90	0.72
1:B:367:LEU:HG	1:B:394:ILE:HD12	1.69	0.72
1:B:236:LEU:HD11	1:B:244:CYS:SG	2.29	0.72
1:B:220:ASN:ND2	1:B:295:ASN:HD22	1.88	0.72
1:B:58:VAL:O	1:B:349:VAL:HA	1.90	0.72
1:B:163:SER:HB2	1:B:190:PRO:HG3	1.71	0.72

*Continued on next page...*

*Continued from previous page...*

Atom-1	Atom-2	Distance(Å)	Clash(Å)
1:A:128:LYS:HG2	2:A:577:HOH:O	1.89	0.72
1:B:11:LEU:CD1	1:B:33:VAL:HG11	2.20	0.72
1:A:439:LYS:O	1:A:460:ASN:HA	1.88	0.72
1:A:27:SER:O	1:A:30:ILE:HB	1.90	0.72
1:A:247:VAL:HB	1:A:291:ILE:HD13	1.70	0.72
1:B:412:SER:HB3	1:B:432:SER:HB2	1.70	0.72
1:A:250:LYS:HG2	1:A:286:ILE:HG22	1.72	0.72
1:A:6:GLU:HG2	1:A:7:ASN:N	2.05	0.72
1:B:247:VAL:HB	1:B:291:ILE:HB	1.71	0.72
1:B:307:LEU:HD13	1:B:313:LEU:HD21	1.70	0.72
1:A:20:GLU:HB2	2:A:476:HOH:O	1.90	0.72
1:B:246:GLU:HA	1:B:349:VAL:HG12	1.72	0.72
1:B:427:ASP:HB3	2:B:531:HOH:O	1.88	0.72
1:B:372:LEU:HD22	1:B:373:TYR:CE1	2.24	0.72
1:B:150:TYR:CD2	2:B:653:HOH:O	2.43	0.72
1:B:81:VAL:HG22	1:B:130:PRO:HG2	1.71	0.72
1:B:363:SER:HB3	2:B:545:HOH:O	1.88	0.71
1:B:150:TYR:HD2	2:B:652:HOH:O	1.72	0.71
1:B:121:LEU:O	1:B:121:LEU:HD23	1.91	0.71
1:A:420:ASP:O	1:A:421:SER:OG	2.07	0.71
1:A:83:LEU:HB3	1:A:218:VAL:HG22	1.73	0.71
1:B:250:LYS:HE3	1:B:291:ILE:O	1.90	0.71
1:A:98:PRO:O	1:A:101:VAL:HG22	1.90	0.71
1:A:314:LYS:HE3	1:A:314:LYS:O	1.90	0.71
1:B:99:LYS:NZ	1:B:360:LYS:HG3	2.05	0.71
1:A:396:LEU:HD23	1:A:424:VAL:HB	1.72	0.71
1:B:170:ALA:HB2	1:B:328:LYS:C	2.10	0.71
1:A:247:VAL:HB	1:A:291:ILE:HD13	1.72	0.71
1:B:137:PHE:CG	1:B:164:LYS:HE3	2.26	0.71
1:A:6:GLU:HG2	1:A:7:ASN:H	1.54	0.71
1:A:16:ASP:HA	1:A:26:LYS:NZ	2.06	0.71
1:A:49:ILE:HG12	1:A:261:ILE:HD12	1.73	0.71
1:B:74:LYS:HE2	1:B:126:GLY:C	2.11	0.71
1:B:149:LYS:HG3	1:B:150:TYR:CD2	2.24	0.71
1:B:75:ASN:O	1:B:78:ASP:HB2	1.91	0.71
1:A:164:LYS:HB3	2:A:525:HOH:O	1.90	0.71
1:A:271:GLU:OE2	2:A:560:HOH:O	2.08	0.71
1:A:307:LEU:HD13	1:A:313:LEU:HD21	1.72	0.71
1:A:16:ASP:HA	1:A:26:LYS:HD3	1.72	0.71
1:A:461:LYS:NZ	1:A:468:ASP:HB3	2.05	0.71
1:B:368:VAL:HG12	1:B:368:VAL:O	1.90	0.71
1:A:355:ARG:HG3	1:A:355:ARG:NH1	2.05	0.71

*Continued on next page...*

*Continued from previous page...*

Atom-1	Atom-2	Distance(Å)	Clash(Å)
1:A:171:ASP:OD1	1:A:172:GLU:HG3	1.89	0.71
1:B:84:LYS:HB3	1:B:221:SER:HB3	1.70	0.71
1:B:285:SER:OG	1:B:287:GLU:HG2	1.91	0.71
1:A:105:ARG:HD2	1:A:368:VAL:O	1.91	0.71
1:A:250:LYS:HD3	1:A:255:VAL:HA	1.73	0.71
1:A:81:VAL:HG13	1:A:216:VAL:HA	1.72	0.71
1:B:315:MET:HG2	1:B:338:ALA:HB3	1.72	0.71
1:A:142:ASP:O	1:A:146:ILE:HG12	1.91	0.70
1:A:7:ASN:OD1	1:A:8:LEU:HD23	1.92	0.70
1:A:392:PRO:HB2	1:A:421:SER:HA	1.73	0.70
1:A:370:SER:HB3	1:A:413:ILE:CG2	2.21	0.70
1:A:461:LYS:HE3	1:A:463:ILE:HG12	1.71	0.70
1:B:256:LYS:HE3	1:B:284:LYS:HE2	1.72	0.70
1:A:455:ARG:HB3	1:A:455:ARG:NH1	2.05	0.70
1:A:224:LEU:HD13	1:A:380:VAL:HG21	1.73	0.70
1:A:421:SER:HB3	1:A:439:LYS:HA	1.73	0.70
1:B:61:GLU:OE1	2:B:656:HOH:O	2.09	0.70
1:B:395:GLU:O	1:B:423:LYS:HA	1.91	0.70
1:A:362:SER:HB2	1:A:406:PHE:CD1	2.27	0.70
1:B:319:PRO:O	1:B:321:PRO:HD3	1.92	0.70
1:B:463:ILE:HG23	1:B:468:ASP:HB2	1.72	0.70
1:B:218:VAL:HB	1:B:297:LEU:HD12	1.72	0.70
1:A:269:LEU:HD21	1:A:271:GLU:OE2	1.92	0.70
1:A:271:GLU:HG3	2:A:560:HOH:O	1.91	0.70
1:A:158:HIS:HB3	1:A:204:LYS:CE	2.21	0.70
1:A:372:LEU:HD22	1:A:392:PRO:HD2	1.73	0.70
1:B:272:ILE:HD11	1:B:280:VAL:HG13	1.73	0.70
1:A:200:MET:CG	1:A:205:LEU:HD23	2.20	0.70
1:B:463:ILE:HG23	1:B:468:ASP:HB3	1.73	0.70
1:B:282:GLU:HG3	2:B:648:HOH:O	1.92	0.70
1:B:319:PRO:O	1:B:321:PRO:HD3	1.92	0.70
1:A:353:ARG:HB2	2:A:580:HOH:O	1.92	0.70
1:A:445:LYS:H	1:A:448:VAL:HB	1.56	0.70
1:A:365:LEU:HB3	1:A:369:GLN:OE1	1.91	0.70
1:A:8:LEU:H	1:A:9:PRO:CD	2.05	0.70
1:A:411:LYS:HD2	1:A:431:GLY:HA2	1.71	0.70
1:B:372:LEU:HD22	1:B:386:ARG:HD3	1.73	0.70
1:B:272:ILE:HB	1:B:283:PHE:CE2	2.26	0.70
1:A:117:GLN:NE2	1:A:379:PHE:HA	2.06	0.70
1:B:366:LEU:O	1:B:366:LEU:HD23	1.91	0.70
1:A:66:VAL:HA	1:A:234:LYS:NZ	2.07	0.70
1:A:123:ASN:HB2	2:A:553:HOH:O	1.90	0.70

*Continued on next page...*

*Continued from previous page...*

Atom-1	Atom-2	Distance(Å)	Clash(Å)
1:A:256:LYS:HE2	1:A:272:ILE:HD13	1.74	0.70
1:B:70:VAL:HG23	2:B:556:HOH:O	1.90	0.70
1:B:380:VAL:HG23	2:B:516:HOH:O	1.92	0.70
1:A:77:LEU:HD13	1:A:127:CYS:SG	2.32	0.69
1:B:307:LEU:HD13	1:B:313:LEU:HD21	1.74	0.69
1:B:398:PRO:O	1:B:401:LYS:HG3	1.92	0.69
1:B:66:VAL:HG12	2:B:502:HOH:O	1.90	0.69
1:B:89:LEU:HD21	1:B:138:ASN:O	1.92	0.69
1:A:200:MET:HG2	1:A:205:LEU:HD23	1.73	0.69
1:A:433:SER:HB2	1:A:455:ARG:HG2	1.74	0.69
1:B:427:ASP:N	1:B:444:ALA:HB3	2.08	0.69
1:B:411:LYS:HB3	1:B:432:SER:HB3	1.74	0.69
1:A:436:LEU:HA	1:A:458:VAL:O	1.93	0.69
1:B:142:ASP:O	1:B:146:ILE:HG13	1.92	0.69
1:A:169:VAL:HG11	1:A:172:GLU:OE1	1.91	0.69
1:A:26:LYS:O	1:A:30:ILE:HG12	1.93	0.69
1:A:82:VAL:CG1	1:A:84:LYS:HE2	2.22	0.69
1:A:196:PHE:HD1	1:A:304:ILE:HD13	1.56	0.69
1:B:267:VAL:HG12	2:B:568:HOH:O	1.92	0.69
1:B:26:LYS:O	1:B:30:ILE:HG12	1.92	0.69
1:B:89:LEU:HD23	1:B:139:THR:CG2	2.22	0.69
1:B:266:LYS:HB2	2:B:598:HOH:O	1.93	0.69
1:A:71:ALA:O	1:A:75:ASN:HB2	1.93	0.69
1:A:267:VAL:HG13	1:A:340:ILE:HG12	1.74	0.69
1:B:438:GLY:HA3	1:B:460:ASN:OD1	1.93	0.69
1:B:89:LEU:HG	2:B:660:HOH:O	1.93	0.69
1:A:261:ILE:HD12	1:A:261:ILE:C	2.13	0.69
1:B:137:PHE:CG	1:B:164:LYS:HE3	2.28	0.69
1:A:8:LEU:H	1:A:9:PRO:CD	2.06	0.69
1:B:105:ARG:HD2	2:B:558:HOH:O	1.91	0.69
1:B:357:LEU:O	1:B:357:LEU:CD2	2.41	0.69
1:A:450:LEU:HD23	1:A:451:GLU:N	2.07	0.69
1:B:103:GLU:HG2	1:B:107:GLY:O	1.91	0.69
1:A:111:LEU:HD12	1:A:111:LEU:O	1.93	0.69
1:A:66:VAL:HG12	1:A:234:LYS:HE3	1.74	0.69
1:A:244:CYS:HA	1:A:347:ILE:O	1.93	0.69
1:A:101:VAL:HG11	1:A:146:ILE:CG1	2.17	0.69
1:A:429:TRP:HB2	1:A:451:GLU:HG2	1.74	0.69
1:A:81:VAL:HG21	1:A:208:PHE:CD2	2.27	0.69
1:B:192:HIS:O	1:B:336:ALA:HB2	1.93	0.69
1:A:311:ASP:HA	2:A:489:HOH:O	1.91	0.69
1:B:193:GLY:HA3	1:B:334:THR:OG1	1.93	0.69

*Continued on next page...*

*Continued from previous page...*

Atom-1	Atom-2	Distance(Å)	Clash(Å)
1:A:80:LEU:HD22	1:A:233:LEU:HD22	1.75	0.69
1:B:374:THR:HG23	2:B:644:HOH:O	1.93	0.69
1:A:102:ILE:HG22	1:A:103:GLU:N	2.08	0.68
1:B:100:SER:HB2	1:B:111:LEU:HG	1.75	0.68
1:A:461:LYS:HE3	1:A:463:ILE:HD11	1.74	0.68
1:A:48:LYS:HG2	2:A:521:HOH:O	1.92	0.68
1:B:223:ASN:ND2	2:B:637:HOH:O	2.26	0.68
1:B:263:TYR:HB3	1:B:268:GLN:NE2	2.09	0.68
1:A:467:GLU:HB2	2:A:589:HOH:O	1.93	0.68
1:B:60:TYR:HB2	1:B:350:ASN:O	1.93	0.68
1:B:382:ARG:NH2	1:B:390:SER:O	2.27	0.68
1:A:80:LEU:O	1:A:130:PRO:HD2	1.92	0.68
1:B:250:LYS:HE3	1:B:292:PHE:HB3	1.74	0.68
1:B:70:VAL:HG13	1:B:125:TYR:HD1	1.58	0.68
1:A:50:GLN:HB2	1:A:262:SER:HB3	1.74	0.68
1:B:256:LYS:HE3	1:B:284:LYS:HE2	1.75	0.68
1:A:234:LYS:O	1:A:238:GLN:HG3	1.94	0.68
1:A:271:GLU:HG2	1:A:272:ILE:H	1.57	0.68
1:A:119:GLU:HG3	1:A:154:ASN:H	1.57	0.68
1:B:224:LEU:HD13	1:B:380:VAL:HG21	1.73	0.68
1:B:158:HIS:HB3	1:B:204:LYS:HE3	1.76	0.68
1:B:268:GLN:NE2	2:B:598:HOH:O	2.19	0.68
1:A:384:LYS:O	1:A:384:LYS:HE3	1.93	0.68
1:B:392:PRO:HB3	1:B:419:LEU:O	1.92	0.68
1:B:386:ARG:HG3	1:B:386:ARG:O	1.93	0.68
1:A:255:VAL:HB	1:A:284:LYS:HB3	1.75	0.68
1:A:224:LEU:HD13	1:A:380:VAL:HG21	1.74	0.68
1:B:322:LYS:NZ	1:B:324:VAL:HG22	2.08	0.68
1:A:247:VAL:HB	1:A:291:ILE:HD13	1.75	0.68
1:A:16:ASP:HA	1:A:26:LYS:HZ2	1.59	0.68
1:A:116:ILE:HG22	1:A:378:GLY:HA3	1.75	0.68
1:B:250:LYS:HB3	1:B:286:ILE:HG22	1.74	0.68
1:A:111:LEU:HD23	2:A:509:HOH:O	1.92	0.68
1:B:340:ILE:HD11	1:B:347:ILE:O	1.93	0.68
1:B:138:ASN:ND2	1:B:184:LYS:HD3	2.09	0.68
1:B:423:LYS:HB3	1:B:441:THR:CG2	2.21	0.68
1:B:411:LYS:HG3	1:B:430:PHE:O	1.93	0.68
1:A:77:LEU:O	2:A:525:HOH:O	2.10	0.68
1:B:105:ARG:HD2	1:B:375:LEU:HD13	1.75	0.68
1:A:220:ASN:HB3	2:A:626:HOH:O	1.93	0.68
1:A:132:VAL:HA	1:A:158:HIS:O	1.94	0.68
1:B:73:THR:HG23	1:B:230:LEU:HD21	1.75	0.68

*Continued on next page...*

*Continued from previous page...*

Atom-1	Atom-2	Distance(Å)	Clash(Å)
1:B:245:MET:SD	1:B:293:ASN:HB2	2.34	0.68
1:B:96:THR:O	1:B:97:GLY:O	2.12	0.67
1:A:136:SER:CB	1:A:162:GLN:HE21	2.05	0.67
1:A:49:ILE:HD13	1:A:270:LEU:HD22	1.74	0.67
1:A:246:GLU:OE1	1:A:355:ARG:NH1	2.28	0.67
1:B:203:GLY:HA2	2:B:489:HOH:O	1.93	0.67
1:B:146:ILE:CG2	1:B:149:LYS:HD2	2.24	0.67
1:B:293:ASN:ND2	1:B:295:ASN:H	1.93	0.67
1:B:136:SER:HB3	1:B:162:GLN:HE21	1.57	0.67
1:B:79:LYS:HD3	1:B:214:GLU:OE2	1.95	0.67
1:A:23:GLU:OE2	2:A:545:HOH:O	2.11	0.67
1:A:382:ARG:NH2	1:A:386:ARG:HG2	2.10	0.67
1:A:268:GLN:NE2	1:A:341:ARG:HE	1.92	0.67
1:B:83:LEU:HD23	1:B:84:LYS:N	2.09	0.67
1:B:132:VAL:HG21	1:B:208:PHE:HE2	1.58	0.67
1:A:365:LEU:HB3	1:A:369:GLN:NE2	2.09	0.67
1:A:370:SER:C	1:A:372:LEU:H	1.98	0.67
1:B:58:VAL:O	1:B:349:VAL:HG23	1.93	0.67
1:A:411:LYS:HB2	1:A:431:GLY:C	2.15	0.67
1:B:232:ILE:O	1:B:236:LEU:HG	1.95	0.67
1:A:235:HIS:HD2	2:A:574:HOH:O	1.76	0.67
1:B:132:VAL:HG22	1:B:158:HIS:HB2	1.77	0.67
1:A:355:ARG:NH1	1:A:355:ARG:HG3	2.09	0.67
1:B:114:ILE:HG22	1:B:131:LEU:HD21	1.75	0.67
1:B:374:THR:OG1	2:B:645:HOH:O	2.12	0.67
1:A:442:VAL:HG22	1:A:463:ILE:HD12	1.77	0.67
1:B:103:GLU:OE1	2:B:481:HOH:O	2.13	0.67
1:B:14:ALA:HA	2:B:580:HOH:O	1.92	0.67
1:B:252:LEU:O	1:B:255:VAL:HG13	1.95	0.67
1:B:153:SER:HB2	1:B:155:VAL:HG12	1.77	0.67
1:A:256:LYS:HB3	1:A:272:ILE:HD13	1.77	0.67
1:A:85:LEU:HD11	1:A:295:ASN:ND2	2.09	0.67
1:B:332:LEU:HD12	2:B:683:HOH:O	1.94	0.67
1:A:355:ARG:HG3	1:A:355:ARG:NH1	1.95	0.67
1:B:149:LYS:HG3	1:B:150:TYR:HD2	1.60	0.67
1:A:265:GLY:C	1:A:266:LYS:HD2	2.15	0.67
1:B:111:LEU:HD23	1:B:114:ILE:HD12	1.76	0.67
1:B:355:ARG:HH21	1:B:355:ARG:CB	2.08	0.67
1:A:318:ILE:O	1:A:332:LEU:HA	1.95	0.67
1:A:259:THR:O	1:A:269:LEU:HD12	1.95	0.67
1:B:233:LEU:HA	1:B:236:LEU:CD1	2.25	0.67
1:B:200:MET:SD	1:B:309:GLU:HG3	2.35	0.66

*Continued on next page...*



*Continued from previous page...*

Atom-1	Atom-2	Distance(Å)	Clash(Å)
1:A:83:LEU:HD22	1:A:218:VAL:CG1	2.23	0.66
1:A:455:ARG:HH11	1:A:455:ARG:HB3	1.57	0.66
1:B:459:GLU:O	1:B:460:ASN:C	2.34	0.66
1:A:415:SER:CB	1:A:435:VAL:HG13	2.26	0.66
1:A:366:LEU:HD13	1:A:394:ILE:HG21	1.76	0.66
1:A:394:ILE:HG12	1:A:422:LEU:HB3	1.77	0.66
1:A:258:GLY:HA2	1:A:271:GLU:OE2	1.95	0.66
1:B:227:ILE:HG13	1:B:355:ARG:NH2	2.10	0.66
1:B:93:MET:SD	1:B:361:ALA:HA	2.35	0.66
1:B:96:THR:O	2:B:512:HOH:O	2.13	0.66
1:B:320:ASN:N	1:B:321:PRO:HD3	2.09	0.66
1:A:104:VAL:HG13	1:A:105:ARG:N	2.09	0.66
1:A:382:ARG:NH2	1:A:386:ARG:HG2	2.10	0.66
1:B:227:ILE:CG1	1:B:355:ARG:HH22	2.07	0.66
1:B:215:TYR:CD2	1:B:236:LEU:HD13	2.30	0.66
1:A:239:ASN:HD22	1:A:239:ASN:N	1.90	0.66
1:A:405:THR:HG22	1:A:409:ARG:HD2	1.76	0.66
1:B:165:TYR:OH	2:B:513:HOH:O	2.09	0.66
1:B:52:PRO:HB3	1:B:56:ILE:CG2	2.24	0.66
1:A:82:VAL:O	1:A:132:VAL:HG12	1.95	0.66
1:A:266:LYS:HG3	2:A:595:HOH:O	1.96	0.66
1:B:423:LYS:HB3	1:B:441:THR:HG22	1.78	0.66
1:B:12:LYS:HG3	1:B:30:ILE:HD12	1.78	0.66
1:B:294:THR:O	1:B:295:ASN:HB2	1.96	0.66
1:A:123:ASN:CB	2:A:552:HOH:O	2.37	0.66
1:B:227:ILE:HG13	1:B:355:ARG:NH2	2.09	0.66
1:A:411:LYS:HE3	2:A:611:HOH:O	1.94	0.66
1:A:371:ASP:O	1:A:417:VAL:HG23	1.96	0.66
1:A:318:ILE:HB	1:A:333:GLU:HG3	1.78	0.66
1:A:99:LYS:CE	1:A:360:LYS:HD2	2.26	0.66
1:A:24:SER:OG	2:A:642:HOH:O	2.13	0.66
1:A:355:ARG:HG3	1:A:355:ARG:NH1	1.93	0.66
1:B:383:ASN:HA	2:B:645:HOH:O	1.96	0.66
1:A:302:LYS:HG3	2:A:558:HOH:O	1.95	0.66
1:B:247:VAL:O	1:B:350:ASN:HA	1.96	0.66
1:A:44:ILE:HG12	2:A:651:HOH:O	1.96	0.66
1:B:411:LYS:HD3	1:B:431:GLY:HA2	1.78	0.66
1:A:332:LEU:N	1:A:332:LEU:HD12	2.11	0.66
1:B:260:LEU:HD23	1:B:269:LEU:HA	1.75	0.66
1:B:146:ILE:O	1:B:146:ILE:HG22	1.94	0.66
1:B:164:LYS:C	1:B:165:TYR:HD1	1.99	0.66
1:B:182:THR:HG23	1:B:187:TRP:HZ2	1.59	0.66

*Continued on next page...*



*Continued from previous page...*

Atom-1	Atom-2	Distance(Å)	Clash(Å)
1:A:195:VAL:CG1	1:A:196:PHE:H	2.09	0.66
1:B:111:LEU:C	1:B:111:LEU:CD2	2.64	0.66
1:A:104:VAL:HG13	1:A:105:ARG:N	2.11	0.66
1:A:235:HIS:HD2	2:A:573:HOH:O	1.79	0.66
1:B:355:ARG:HB3	1:B:355:ARG:NH2	2.10	0.66
1:B:219:ALA:HA	1:B:295:ASN:O	1.95	0.66
1:B:358:PRO:HB2	1:B:360:LYS:CD	2.25	0.66
1:B:50:GLN:NE2	2:B:487:HOH:O	2.13	0.66
1:A:106:ASP:HB2	1:A:375:LEU:HD22	1.79	0.66
1:B:315:MET:SD	1:B:339:ALA:HB2	2.36	0.66
1:A:104:VAL:HG13	1:A:105:ARG:H	1.60	0.65
1:B:79:LYS:HD3	1:B:214:GLU:CD	2.16	0.65
1:B:255:VAL:HG22	1:B:284:LYS:HB3	1.78	0.65
1:A:11:LEU:HD13	1:A:33:VAL:HG11	1.78	0.65
1:B:149:LYS:HG3	1:B:150:TYR:CD2	2.31	0.65
1:B:224:LEU:N	1:B:357:LEU:O	2.29	0.65
1:A:274:GLN:HG2	2:A:649:HOH:O	1.95	0.65
1:A:35:ARG:NH2	2:A:648:HOH:O	2.28	0.65
1:B:245:MET:HB2	1:B:297:LEU:CD2	2.27	0.65
1:B:140:HIS:HB2	1:B:161:ASN:OD1	1.97	0.65
1:B:436:LEU:HD23	1:B:458:VAL:HB	1.79	0.65
1:A:9:PRO:HB2	2:A:554:HOH:O	1.94	0.65
1:A:276:PRO:HB2	1:A:279:HIS:HD2	1.62	0.65
1:A:353:ARG:HB2	2:A:580:HOH:O	1.95	0.65
1:B:134:MET:CE	1:B:162:GLN:HE22	2.10	0.65
1:A:216:VAL:HB	1:A:301:LEU:HD21	1.78	0.65
1:A:386:ARG:NE	1:A:388:ASN:HB3	2.11	0.65
1:B:379:PHE:HB2	1:B:381:THR:HG22	1.79	0.65
1:A:117:GLN:HA	1:A:120:ASN:ND2	2.10	0.65
1:B:29:PHE:O	1:B:33:VAL:HG23	1.97	0.65
1:B:223:ASN:HA	1:B:358:PRO:HA	1.78	0.65
1:B:108:LEU:HD12	1:B:375:LEU:HD21	1.79	0.65
1:B:8:LEU:N	1:B:8:LEU:HD22	2.11	0.65
1:A:63:MET:HG2	1:A:235:HIS:CD2	2.32	0.65
1:B:8:LEU:HD22	1:B:8:LEU:N	2.12	0.65
1:A:171:ASP:OD1	1:A:172:GLU:HG3	1.97	0.65
1:A:81:VAL:HG13	1:A:216:VAL:HA	1.78	0.65
1:B:142:ASP:O	1:B:145:LYS:HG2	1.97	0.65
1:A:291:ILE:HG21	1:A:350:ASN:HD21	1.62	0.65
1:B:242:GLU:OE1	2:B:561:HOH:O	2.14	0.65
1:B:57:VAL:HG11	1:B:291:ILE:HD13	1.78	0.65
1:B:376:VAL:HB	1:B:381:THR:CG2	2.27	0.65

*Continued on next page...*

*Continued from previous page...*

Atom-1	Atom-2	Distance(Å)	Clash(Å)
1:A:268:GLN:CD	1:A:341:ARG:HE	1.99	0.65
1:A:252:LEU:HD23	1:A:252:LEU:O	1.96	0.65
1:A:146:ILE:O	1:A:149:LYS:HG2	1.96	0.65
1:A:435:VAL:O	1:A:435:VAL:HG12	1.96	0.65
1:A:411:LYS:HE3	2:A:610:HOH:O	1.96	0.65
1:A:434:ILE:HG23	1:A:456:ALA:O	1.97	0.65
1:A:142:ASP:O	1:A:146:ILE:HG12	1.96	0.65
1:A:216:VAL:HB	1:A:301:LEU:CD2	2.23	0.65
1:A:271:GLU:OE2	2:A:560:HOH:O	2.14	0.65
1:B:150:TYR:HB2	2:B:652:HOH:O	1.96	0.65
1:A:225:GLY:O	1:A:355:ARG:HA	1.96	0.65
1:B:243:TYR:HB2	1:B:343:PHE:CG	2.31	0.65
1:B:181:LYS:HE3	1:B:185:GLU:HB2	1.79	0.65
1:A:35:ARG:HG3	1:A:314:LYS:HZ2	1.62	0.64
1:B:218:VAL:HB	1:B:297:LEU:HB2	1.78	0.64
1:A:57:VAL:HA	1:A:348:GLY:O	1.97	0.64
1:A:81:VAL:HG21	1:A:208:PHE:CE2	2.31	0.64
1:A:370:SER:HB2	1:A:416:ILE:HG12	1.78	0.64
1:A:409:ARG:NH1	1:A:428:VAL:H	1.95	0.64
1:A:280:VAL:HG12	1:A:284:LYS:NZ	2.12	0.64
1:B:422:LEU:HD13	1:B:436:LEU:HD13	1.79	0.64
1:B:236:LEU:HA	1:B:241:ASN:HB2	1.78	0.64
1:A:305:LYS:O	1:A:309:GLU:HG3	1.96	0.64
1:B:167:ARG:HG2	1:B:329:VAL:HG21	1.79	0.64
1:B:96:THR:HG22	1:B:97:GLY:N	2.13	0.64
1:A:44:ILE:HD13	1:A:274:GLN:HB3	1.79	0.64
1:B:439:LYS:O	1:B:460:ASN:HA	1.97	0.64
1:B:109:THR:O	1:B:113:LEU:HG	1.97	0.64
1:B:322:LYS:HB3	1:B:329:VAL:CG2	2.27	0.64
1:B:79:LYS:HD3	1:B:214:GLU:OE2	1.97	0.64
1:A:171:ASP:OD1	1:A:172:GLU:HG3	1.98	0.64
1:A:266:LYS:HG3	2:A:594:HOH:O	1.97	0.64
1:A:77:LEU:O	2:A:526:HOH:O	2.15	0.64
1:B:11:LEU:CD2	1:B:33:VAL:HG11	2.27	0.64
1:A:79:LYS:HD2	1:A:237:ILE:HD13	1.79	0.64
1:B:140:HIS:ND1	1:B:161:ASN:HB2	2.13	0.64
1:A:272:ILE:HG12	2:A:535:HOH:O	1.96	0.64
1:B:26:LYS:O	1:B:30:ILE:HG12	1.98	0.64
1:B:114:ILE:CD1	1:B:221:SER:HB2	2.27	0.64
1:B:32:LEU:HB3	2:B:685:HOH:O	1.97	0.64
1:A:10:GLN:HB3	2:A:495:HOH:O	1.98	0.64
1:B:115:VAL:HG11	1:B:150:TYR:CG	2.32	0.64

*Continued on next page...*

*Continued from previous page...*

Atom-1	Atom-2	Distance(Å)	Clash(Å)
1:B:20:GLU:HG2	2:B:563:HOH:O	1.97	0.64
1:A:286:ILE:O	1:A:290:LYS:HG2	1.98	0.64
1:A:416:ILE:HB	1:A:419:LEU:HD22	1.80	0.64
1:B:150:TYR:HE2	2:B:554:HOH:O	1.81	0.64
1:B:287:GLU:HB2	2:B:578:HOH:O	1.98	0.64
1:A:52:PRO:HD3	1:A:261:ILE:HA	1.78	0.64
1:B:349:VAL:HG13	1:B:351:VAL:HG13	1.80	0.64
1:A:134:MET:SD	1:A:195:VAL:HG23	2.38	0.64
1:A:439:LYS:NZ	1:A:462:ASN:HD21	1.95	0.64
1:B:347:ILE:HD13	1:B:347:ILE:C	2.16	0.64
1:B:8:LEU:HD12	2:B:696:HOH:O	1.97	0.64
1:A:232:ILE:O	1:A:236:LEU:HG	1.97	0.64
1:B:80:LEU:O	1:B:129:VAL:HG13	1.98	0.64
1:A:227:ILE:HA	2:A:550:HOH:O	1.98	0.64
1:B:320:ASN:OD1	2:B:694:HOH:O	2.15	0.64
1:B:266:LYS:HB2	2:B:597:HOH:O	1.97	0.64
1:A:343:PHE:O	2:A:573:HOH:O	2.15	0.64
1:B:415:SER:HA	2:B:544:HOH:O	1.98	0.64
1:B:427:ASP:HB3	1:B:448:VAL:O	1.98	0.64
1:B:379:PHE:O	1:B:381:THR:HG23	1.98	0.64
1:B:244:CYS:HA	1:B:347:ILE:O	1.98	0.64
1:A:8:LEU:H	1:A:8:LEU:HD23	1.62	0.64
1:B:296:ASN:O	1:B:297:LEU:HG	1.98	0.64
1:A:256:LYS:HE2	1:A:272:ILE:HD13	1.79	0.64
1:A:355:ARG:HD3	2:A:548:HOH:O	1.98	0.64
1:B:132:VAL:HG22	1:B:158:HIS:CG	2.33	0.64
1:A:361:ALA:O	1:A:365:LEU:HG	1.98	0.64
1:A:428:VAL:HG22	1:A:444:ALA:HB2	1.80	0.64
1:B:132:VAL:HG22	1:B:158:HIS:CB	2.17	0.63
1:B:437:LYS:HB2	1:B:459:GLU:HG3	1.80	0.63
1:A:248:THR:OG1	2:A:579:HOH:O	2.03	0.63
1:B:116:ILE:HG23	1:B:120:ASN:HD21	1.62	0.63
1:B:66:VAL:HA	1:B:72:GLU:OE1	1.97	0.63
1:A:229:ASP:CB	1:A:232:ILE:HD12	2.27	0.63
1:A:17:GLY:O	1:A:19:THR:N	2.31	0.63
1:B:168:VAL:HB	1:B:330:LEU:HB3	1.79	0.63
1:B:77:LEU:HD21	1:B:121:LEU:HD21	1.79	0.63
1:A:99:LYS:O	1:A:99:LYS:HD3	1.99	0.63
1:B:379:PHE:O	1:B:381:THR:HG23	1.98	0.63
1:A:199:LEU:HG	1:A:205:LEU:HB2	1.80	0.63
1:A:99:LYS:CG	1:A:102:ILE:HD12	2.27	0.63
1:B:276:PRO:HD2	1:B:279:HIS:HD2	1.63	0.63

*Continued on next page...*

*Continued from previous page...*

Atom-1	Atom-2	Distance(Å)	Clash(Å)
1:B:89:LEU:HD21	1:B:138:ASN:HB3	1.80	0.63
1:B:268:GLN:NE2	1:B:341:ARG:HD2	2.13	0.63
1:A:272:ILE:HG23	2:A:534:HOH:O	1.99	0.63
1:B:12:LYS:HG2	1:B:16:ASP:OD2	1.97	0.63
1:B:420:ASP:HB2	1:B:438:GLY:O	1.97	0.63
1:B:365:LEU:O	1:B:369:GLN:HG3	1.99	0.63
1:A:392:PRO:CB	1:A:419:LEU:HD23	2.28	0.63
1:B:136:SER:HA	1:B:162:GLN:HG2	1.79	0.63
1:B:93:MET:HE1	1:B:365:LEU:HD11	1.80	0.63
1:A:81:VAL:HG11	1:A:301:LEU:HD11	1.80	0.63
1:A:29:PHE:HA	1:A:32:LEU:HD13	1.78	0.63
1:B:50:GLN:HB2	1:B:262:SER:HB3	1.79	0.63
1:B:190:PRO:HG2	1:B:194:ASP:HB2	1.78	0.63
1:A:439:LYS:H	1:A:460:ASN:HA	1.61	0.63
1:B:204:LYS:O	1:B:207:THR:HB	1.99	0.63
1:B:373:TYR:HA	1:B:381:THR:O	1.98	0.63
1:B:99:LYS:HZ2	1:B:360:LYS:HA	1.63	0.63
1:A:109:THR:OG1	2:A:508:HOH:O	2.08	0.63
1:A:46:TRP:CZ3	1:A:279:HIS:HB3	2.33	0.63
1:A:8:LEU:HG	1:A:9:PRO:CD	2.24	0.63
1:B:422:LEU:HA	1:B:440:VAL:O	1.98	0.63
1:A:76:LEU:HD11	1:A:234:LYS:HB2	1.79	0.63
1:B:263:TYR:O	1:B:264:GLU:HB2	1.98	0.63
1:B:372:LEU:HD23	1:B:372:LEU:O	1.98	0.63
1:B:330:LEU:HD23	1:B:331:GLN:N	2.14	0.63
1:B:164:LYS:HB3	2:B:572:HOH:O	1.98	0.63
1:B:276:PRO:HB2	1:B:278:GLU:HG2	1.81	0.63
1:A:227:ILE:O	1:A:227:ILE:HG13	1.99	0.63
1:B:359:VAL:C	1:B:360:LYS:HD2	2.18	0.63
1:A:235:HIS:HD2	2:A:574:HOH:O	1.82	0.63
1:B:98:PRO:HB2	1:B:101:VAL:HG13	1.81	0.63
1:A:205:LEU:O	1:A:209:LEU:HD13	1.99	0.63
1:B:294:THR:OG1	1:B:296:ASN:HB2	1.99	0.63
1:B:99:LYS:HZ1	1:B:360:LYS:HA	1.62	0.63
1:A:56:ILE:O	1:A:347:ILE:HB	1.98	0.63
1:B:111:LEU:HA	1:B:114:ILE:HD12	1.79	0.63
1:B:332:LEU:HD12	2:B:682:HOH:O	1.99	0.63
1:A:306:LYS:NZ	2:A:522:HOH:O	2.31	0.63
1:B:150:TYR:HB2	2:B:652:HOH:O	1.98	0.63
1:A:439:LYS:H	1:A:460:ASN:ND2	1.96	0.63
1:B:121:LEU:C	1:B:121:LEU:HD23	2.19	0.63
1:A:11:LEU:CD1	1:A:33:VAL:HG11	2.29	0.63

*Continued on next page...*

*Continued from previous page...*

Atom-1	Atom-2	Distance(Å)	Clash(Å)
1:B:145:LYS:HG3	1:B:146:ILE:N	2.13	0.63
1:A:8:LEU:H	1:A:9:PRO:CD	2.12	0.63
1:A:382:ARG:HH22	1:A:390:SER:C	2.01	0.63
1:A:250:LYS:HE2	1:A:292:PHE:HB3	1.79	0.63
1:A:235:HIS:CE1	1:A:239:ASN:HD22	2.17	0.63
1:A:268:GLN:NE2	1:A:341:ARG:NE	2.46	0.62
1:B:33:VAL:O	1:B:37:LEU:HG	1.99	0.62
1:B:11:LEU:HD23	1:B:11:LEU:O	1.99	0.62
1:B:192:HIS:O	1:B:195:VAL:HG12	1.99	0.62
1:A:275:VAL:HG21	1:A:283:PHE:CD1	2.35	0.62
1:A:8:LEU:CG	1:A:9:PRO:HD3	2.29	0.62
1:A:287:GLU:HA	1:A:290:LYS:HE2	1.81	0.62
1:B:18:LEU:HD13	1:B:187:TRP:CH2	2.34	0.62
1:B:132:VAL:HA	1:B:158:HIS:O	1.99	0.62
1:B:322:LYS:HG3	1:B:323:GLU:H	1.63	0.62
1:A:77:LEU:HG	1:A:230:LEU:HD21	1.81	0.62
1:A:358:PRO:HB3	2:A:598:HOH:O	1.99	0.62
1:B:132:VAL:HG22	1:B:158:HIS:CB	2.30	0.62
1:A:423:LYS:HG2	1:A:424:VAL:N	2.14	0.62
1:B:422:LEU:CD1	1:B:436:LEU:HD13	2.29	0.62
1:A:55:GLU:HA	1:A:55:GLU:OE2	1.99	0.62
1:A:288:LYS:NZ	1:A:288:LYS:HB3	2.15	0.62
1:B:246:GLU:HA	1:B:349:VAL:HG13	1.81	0.62
1:B:451:GLU:HB3	2:B:651:HOH:O	1.98	0.62
1:B:135:ASN:HB2	1:B:139:THR:HG1	1.62	0.62
1:B:316:GLU:OE1	2:B:520:HOH:O	2.16	0.62
1:B:75:ASN:O	1:B:79:LYS:HE2	2.00	0.62
1:A:6:GLU:HG2	1:A:7:ASN:N	2.12	0.62
1:B:241:ASN:HD22	1:B:347:ILE:HG21	1.64	0.62
1:B:132:VAL:HG21	1:B:208:PHE:CE2	2.34	0.62
1:A:435:VAL:HB	1:A:457:VAL:HG22	1.81	0.62
1:B:373:TYR:O	1:B:374:THR:HG23	1.99	0.62
1:B:205:LEU:HD12	1:B:301:LEU:HD22	1.81	0.62
1:B:427:ASP:OD2	1:B:449:LYS:HG3	1.98	0.62
1:B:120:ASN:HA	1:B:123:ASN:HB2	1.81	0.62
1:A:243:TYR:OH	1:A:297:LEU:HD13	1.98	0.62
1:B:427:ASP:CB	2:B:531:HOH:O	2.46	0.62
1:B:116:ILE:CG2	1:B:120:ASN:HD21	2.12	0.62
1:B:70:VAL:HG23	2:B:556:HOH:O	1.99	0.62
1:B:59:PRO:HG3	2:B:543:HOH:O	2.00	0.62
1:A:200:MET:CG	1:A:205:LEU:HD23	2.23	0.62
1:B:85:LEU:O	1:B:221:SER:HB3	2.00	0.62

*Continued on next page...*

*Continued from previous page...*

Atom-1	Atom-2	Distance(Å)	Clash(Å)
1:A:108:LEU:HD12	1:A:375:LEU:CD2	2.20	0.62
1:A:222:ASP:O	1:A:358:PRO:HA	2.00	0.62
1:A:393:SER:HB3	1:A:421:SER:OG	1.99	0.62
1:B:376:VAL:HB	1:B:381:THR:HG21	1.82	0.62
1:A:76:LEU:CD2	1:A:237:ILE:HD12	2.30	0.62
1:A:104:VAL:O	1:A:105:ARG:HB2	1.98	0.62
1:A:89:LEU:CB	1:A:91:THR:HG23	2.29	0.62
1:A:171:ASP:OD1	1:A:172:GLU:HG3	2.00	0.62
1:B:396:LEU:HB3	1:B:400:PHE:HB2	1.81	0.62
1:B:151:THR:C	1:B:152:ASN:HD22	2.02	0.62
1:A:142:ASP:O	1:A:146:ILE:HG12	1.99	0.62
1:A:213:LYS:NZ	2:A:526:HOH:O	2.24	0.62
1:B:52:PRO:HB3	1:B:56:ILE:CB	2.29	0.62
1:A:83:LEU:HA	1:A:132:VAL:O	2.00	0.62
1:A:171:ASP:OD1	1:A:172:GLU:N	2.29	0.62
1:B:44:ILE:HG13	1:B:263:TYR:CZ	2.34	0.62
1:B:463:ILE:HG23	1:B:468:ASP:CB	2.29	0.62
1:A:438:GLY:HA3	1:A:460:ASN:OD1	1.99	0.62
1:A:443:ALA:HB3	2:A:542:HOH:O	1.98	0.62
1:A:48:LYS:NZ	1:A:264:GLU:HG2	2.14	0.62
1:A:439:LYS:H	1:A:460:ASN:HD22	1.48	0.62
1:B:130:PRO:HD3	1:B:213:LYS:HE3	1.81	0.62
1:A:258:GLY:HA3	1:A:271:GLU:OE1	1.99	0.62
1:A:165:TYR:O	1:A:187:TRP:HB3	2.00	0.62
1:B:413:ILE:HG12	2:B:638:HOH:O	2.00	0.62
1:A:250:LYS:HE3	1:A:292:PHE:HB3	1.82	0.61
1:B:286:ILE:HG13	1:B:286:ILE:O	1.98	0.61
1:A:429:TRP:O	1:A:451:GLU:HA	2.00	0.61
1:A:89:LEU:HB2	1:A:91:THR:HG23	1.82	0.61
1:B:188:TYR:OH	1:B:332:LEU:N	2.32	0.61
1:A:119:GLU:OE2	1:A:153:SER:HA	1.99	0.61
1:B:111:LEU:HD23	1:B:111:LEU:O	2.00	0.61
1:A:105:ARG:NH2	1:A:374:THR:HA	2.13	0.61
1:B:250:LYS:HD2	1:B:289:PHE:O	2.00	0.61
1:B:286:ILE:HG12	2:B:657:HOH:O	1.98	0.61
1:B:250:LYS:HD2	1:B:289:PHE:O	1.99	0.61
1:A:7:ASN:HB3	2:A:640:HOH:O	2.00	0.61
1:B:105:ARG:HG2	1:B:375:LEU:HD13	1.82	0.61
1:B:66:VAL:HG13	1:B:72:GLU:CD	2.20	0.61
1:A:176:TRP:HH2	1:A:324:VAL:HB	1.65	0.61
1:A:6:GLU:O	1:A:7:ASN:HB2	2.00	0.61
1:A:414:PRO:O	1:A:416:ILE:HG23	1.99	0.61

*Continued on next page...*

*Continued from previous page...*

Atom-1	Atom-2	Distance(Å)	Clash(Å)
1:A:271:GLU:OE2	2:A:561:HOH:O	2.16	0.61
1:B:341:ARG:HB2	1:B:341:ARG:NH1	2.15	0.61
1:B:411:LYS:HB3	1:B:431:GLY:C	2.20	0.61
1:B:200:MET:SD	1:B:305:LYS:HG3	2.39	0.61
1:B:446:SER:O	1:B:448:VAL:HG23	1.99	0.61
1:A:229:ASP:HB3	1:A:232:ILE:HD12	1.81	0.61
1:B:81:VAL:HG22	1:B:130:PRO:CG	2.30	0.61
1:B:227:ILE:HG23	1:B:355:ARG:NH2	2.14	0.61
1:A:372:LEU:HB2	1:A:416:ILE:HG13	1.81	0.61
1:B:372:LEU:O	1:B:372:LEU:HD23	2.01	0.61
1:B:395:GLU:HG2	1:B:423:LYS:HG3	1.81	0.61
1:B:8:LEU:HB3	2:B:697:HOH:O	2.00	0.61
1:A:81:VAL:O	1:A:216:VAL:HG23	2.00	0.61
1:B:361:ALA:HB1	2:B:482:HOH:O	2.01	0.61
1:A:419:LEU:HG	1:A:420:ASP:N	2.16	0.61
1:B:81:VAL:O	1:B:216:VAL:HA	2.00	0.61
1:B:20:GLU:HG2	2:B:563:HOH:O	2.01	0.61
1:A:81:VAL:HG23	1:A:216:VAL:HG23	1.82	0.61
1:A:416:ILE:CG2	1:A:419:LEU:HD13	2.26	0.61
1:B:317:ILE:HG12	2:B:624:HOH:O	1.99	0.61
1:B:90:GLY:HA2	1:B:99:LYS:HB2	1.83	0.61
1:A:18:LEU:HD21	1:A:178:SER:OG	2.01	0.61
1:A:8:LEU:HD23	1:A:9:PRO:HD3	1.83	0.61
1:A:332:LEU:HD12	1:A:332:LEU:N	2.14	0.61
1:A:424:VAL:HG22	1:A:442:VAL:HB	1.82	0.61
1:A:44:ILE:HG12	2:A:651:HOH:O	2.00	0.61
1:B:236:LEU:HD21	1:B:244:CYS:HB3	1.83	0.61
1:A:219:ALA:HB1	2:A:482:HOH:O	2.00	0.61
1:B:302:LYS:HG3	2:B:491:HOH:O	2.01	0.61
1:B:291:ILE:O	1:B:291:ILE:HD12	2.01	0.61
1:A:313:LEU:HB3	1:A:315:MET:SD	2.40	0.61
1:B:111:LEU:HA	1:B:114:ILE:CD1	2.30	0.61
1:A:384:LYS:HA	1:A:384:LYS:NZ	2.16	0.61
1:A:270:LEU:HD12	1:A:274:GLN:HB2	1.80	0.61
1:A:219:ALA:HA	1:A:295:ASN:O	2.00	0.61
1:B:266:LYS:HB3	2:B:598:HOH:O	2.00	0.61
1:B:355:ARG:CB	1:B:355:ARG:NH2	2.64	0.61
1:A:262:SER:HA	1:A:267:VAL:HA	1.83	0.61
1:A:271:GLU:HG3	2:A:560:HOH:O	2.01	0.61
1:A:106:ASP:HB2	1:A:375:LEU:CD2	2.30	0.61
1:B:70:VAL:HG23	2:B:556:HOH:O	1.99	0.61
1:A:136:SER:HB2	1:A:189:PRO:CG	2.31	0.61

*Continued on next page...*



*Continued from previous page...*

Atom-1	Atom-2	Distance(Å)	Clash(Å)
1:B:393:SER:HB2	1:B:421:SER:CB	2.31	0.61
1:B:359:VAL:C	1:B:360:LYS:HD2	2.20	0.61
1:B:29:PHE:O	1:B:33:VAL:HG23	2.00	0.61
1:A:244:CYS:HA	1:A:347:ILE:O	2.01	0.61
1:A:433:SER:HB3	1:A:455:ARG:HG2	1.81	0.61
1:A:11:LEU:HD12	1:A:173:PHE:CE2	2.36	0.61
1:A:435:VAL:O	1:A:457:VAL:HG13	2.01	0.61
1:A:209:LEU:HD23	1:A:305:LYS:HD2	1.82	0.61
1:B:29:PHE:O	1:B:33:VAL:HG23	2.01	0.61
1:B:382:ARG:NH1	1:B:391:ASN:OD1	2.33	0.61
1:A:100:SER:C	1:A:102:ILE:H	2.04	0.60
1:B:57:VAL:HA	1:B:348:GLY:O	2.00	0.60
1:A:33:VAL:O	1:A:36:TYR:HB3	2.01	0.60
1:B:364:ASP:O	1:B:367:LEU:HB2	2.01	0.60
1:A:122:ASN:HB3	1:A:127:CYS:O	2.01	0.60
1:B:360:LYS:HD2	1:B:360:LYS:N	2.17	0.60
1:A:113:LEU:HD13	1:A:380:VAL:CG2	2.31	0.60
1:B:134:MET:SD	1:B:195:VAL:HG23	2.41	0.60
1:A:8:LEU:HG	1:A:9:PRO:HD3	1.84	0.60
1:A:423:LYS:HB3	1:A:441:THR:HG23	1.83	0.60
1:B:360:LYS:HD2	1:B:360:LYS:N	2.16	0.60
1:B:89:LEU:HD11	1:B:138:ASN:HB3	1.83	0.60
1:A:44:ILE:HG12	2:A:651:HOH:O	2.01	0.60
1:B:146:ILE:O	1:B:149:LYS:HG2	2.00	0.60
1:B:372:LEU:HD11	1:B:392:PRO:HD2	1.84	0.60
1:B:254:ASP:OD2	1:B:353:ARG:NH1	2.30	0.60
1:A:200:MET:SD	1:A:205:LEU:HD23	2.41	0.60
1:B:152:ASN:HD22	1:B:152:ASN:N	1.98	0.60
1:B:44:ILE:HD11	1:B:49:ILE:HD11	1.83	0.60
1:B:244:CYS:SG	1:B:298:TRP:CB	2.84	0.60
1:B:52:PRO:HB3	1:B:56:ILE:HG22	1.83	0.60
1:A:52:PRO:HA	1:A:56:ILE:HD12	1.81	0.60
1:B:232:ILE:O	1:B:236:LEU:HG	2.02	0.60
1:A:374:THR:O	1:A:381:THR:N	2.34	0.60
1:A:167:ARG:HG2	1:A:329:VAL:HG21	1.83	0.60
1:A:104:VAL:HG13	1:A:105:ARG:H	1.66	0.60
1:B:144:HIS:O	1:B:147:VAL:HG22	2.01	0.60
1:A:83:LEU:O	1:A:84:LYS:HD3	2.00	0.60
1:A:421:SER:C	2:A:582:HOH:O	2.40	0.60
1:B:11:LEU:HD12	1:B:173:PHE:CE2	2.36	0.60
1:B:73:THR:HG22	1:B:77:LEU:HD12	1.84	0.60
1:A:243:TYR:OH	1:A:337:GLY:HA2	2.01	0.60

*Continued on next page...*



*Continued from previous page...*

Atom-1	Atom-2	Distance(Å)	Clash(Å)
1:A:271:GLU:C	1:A:273:ALA:H	2.05	0.60
1:B:296:ASN:C	1:B:297:LEU:HG	2.21	0.60
1:A:275:VAL:HG21	1:A:283:PHE:CD1	2.37	0.60
1:B:134:MET:CE	1:B:162:GLN:NE2	2.65	0.60
1:B:96:THR:O	1:B:97:GLY:O	2.20	0.60
1:B:170:ALA:HB2	1:B:328:LYS:CB	2.32	0.60
1:B:244:CYS:HB2	1:B:298:TRP:HB2	1.84	0.60
1:A:26:LYS:O	1:A:30:ILE:HG12	2.02	0.60
1:A:65:PRO:HA	1:A:231:THR:OG1	2.01	0.60
1:A:7:ASN:OD1	1:A:8:LEU:HD23	2.02	0.60
1:B:54:ASP:OD2	1:B:59:PRO:HG2	2.00	0.60
1:A:196:PHE:HB2	1:A:197:PRO:CD	2.32	0.60
1:A:370:SER:HB3	1:A:413:ILE:HG22	1.82	0.60
1:A:77:LEU:HG	1:A:230:LEU:HD11	1.82	0.60
1:B:200:MET:SD	1:B:205:LEU:HD23	2.41	0.60
1:B:417:VAL:HG13	1:B:418:GLU:HG3	1.83	0.60
1:A:106:ASP:CB	1:A:375:LEU:HD22	2.31	0.60
1:B:272:ILE:O	1:B:272:ILE:HG12	2.02	0.60
1:B:11:LEU:HD21	1:B:175:PRO:HG3	1.84	0.60
1:A:62:LYS:HG3	1:A:62:LYS:O	2.01	0.60
1:B:176:TRP:HB3	1:B:177:PRO:HD3	1.83	0.60
1:A:439:LYS:HD2	1:A:440:VAL:N	2.16	0.60
1:A:79:LYS:HA	1:A:213:LYS:HD3	1.84	0.60
1:A:18:LEU:CD1	1:A:177:PRO:HB2	2.31	0.60
1:B:32:LEU:HD11	1:B:317:ILE:HD12	1.84	0.60
1:A:6:GLU:HG2	1:A:7:ASN:N	2.15	0.60
1:B:205:LEU:HD11	1:B:304:ILE:HB	1.83	0.60
1:A:272:ILE:HG12	2:A:535:HOH:O	2.02	0.60
1:A:251:THR:O	1:A:286:ILE:HG21	2.00	0.60
1:A:49:ILE:HG12	1:A:261:ILE:HD12	1.84	0.60
1:A:77:LEU:CD2	1:A:230:LEU:HD21	2.32	0.60
1:B:81:VAL:HG22	1:B:130:PRO:CG	2.31	0.60
1:B:66:VAL:HG21	1:B:230:LEU:HB3	1.84	0.59
1:A:425:SER:OG	1:A:443:ALA:HA	2.02	0.59
1:B:208:PHE:HB3	1:B:213:LYS:HB2	1.82	0.59
1:B:150:TYR:HB2	2:B:653:HOH:O	2.01	0.59
1:A:289:PHE:HD1	2:A:531:HOH:O	1.85	0.59
1:A:410:PHE:O	1:A:411:LYS:C	2.40	0.59
1:B:379:PHE:O	1:B:381:THR:HG23	2.02	0.59
1:B:272:ILE:HB	1:B:283:PHE:CD2	2.36	0.59
1:A:395:GLU:HB3	1:A:422:LEU:O	2.02	0.59
1:A:123:ASN:HB2	2:A:552:HOH:O	2.00	0.59

*Continued on next page...*

*Continued from previous page...*

Atom-1	Atom-2	Distance(Å)	Clash(Å)
1:A:103:GLU:HA	1:A:109:THR:HA	1.84	0.59
1:B:424:VAL:HG13	1:B:442:VAL:O	2.01	0.59
1:A:459:GLU:O	1:A:460:ASN:C	2.40	0.59
1:A:235:HIS:HA	1:A:238:GLN:HG3	1.82	0.59
1:B:445:LYS:HG3	2:B:564:HOH:O	2.02	0.59
1:B:401:LYS:HB2	2:B:499:HOH:O	2.02	0.59
1:B:32:LEU:HB3	2:B:682:HOH:O	2.02	0.59
1:A:265:GLY:O	1:A:266:LYS:HE2	2.02	0.59
1:A:250:LYS:CE	1:A:292:PHE:HB3	2.32	0.59
1:A:280:VAL:HG12	1:A:284:LYS:HZ3	1.67	0.59
1:B:287:GLU:OE2	2:B:578:HOH:O	2.17	0.59
1:A:82:VAL:HG11	1:A:118:ILE:HD11	1.84	0.59
1:A:103:GLU:OE1	1:A:107:GLY:HA2	2.03	0.59
1:A:247:VAL:O	1:A:351:VAL:HG22	2.02	0.59
1:B:420:ASP:HB2	1:B:439:LYS:HG2	1.84	0.59
1:A:268:GLN:HG2	1:A:341:ARG:HB3	1.82	0.59
1:A:15:VAL:HB	1:A:30:ILE:HD11	1.84	0.59
1:B:98:PRO:HD2	1:B:101:VAL:HG11	1.83	0.59
1:B:315:MET:CE	1:B:339:ALA:HB2	2.32	0.59
1:A:6:GLU:CG	1:A:7:ASN:H	2.15	0.59
1:A:409:ARG:HH12	1:A:428:VAL:H	1.50	0.59
1:B:425:SER:O	1:B:443:ALA:HA	2.02	0.59
1:B:230:LEU:HD12	1:B:230:LEU:N	2.16	0.59
1:B:96:THR:HG22	1:B:97:GLY:H	1.67	0.59
1:A:181:LYS:HE3	1:A:185:GLU:HB2	1.83	0.59
1:A:272:ILE:HG23	1:A:283:PHE:CE2	2.37	0.59
1:A:88:GLY:O	1:A:139:THR:HG21	2.02	0.59
1:B:118:ILE:HG12	1:B:131:LEU:HD22	1.84	0.59
1:A:199:LEU:HD12	1:A:204:LYS:HB2	1.84	0.59
1:A:239:ASN:ND2	2:A:625:HOH:O	2.35	0.59
1:B:109:THR:HG23	1:B:112:ASP:OD2	2.01	0.59
1:A:403:VAL:O	1:A:407:LEU:HG	2.01	0.59
1:A:249:PRO:O	2:A:579:HOH:O	2.17	0.59
1:B:258:GLY:HA3	1:B:271:GLU:OE2	2.02	0.59
1:B:89:LEU:CG	2:B:660:HOH:O	2.50	0.59
1:B:366:LEU:HD22	1:B:394:ILE:HD13	1.85	0.59
1:A:271:GLU:OE2	1:A:272:ILE:CG1	2.50	0.59
1:B:142:ASP:O	1:B:145:LYS:HB3	2.02	0.59
1:B:128:LYS:HD2	2:B:669:HOH:O	2.02	0.59
1:A:424:VAL:HA	1:A:442:VAL:O	2.02	0.59
1:A:11:LEU:HD23	1:A:11:LEU:C	2.22	0.59
1:B:283:PHE:HA	1:B:289:PHE:CD2	2.38	0.59

*Continued on next page...*

*Continued from previous page...*

Atom-1	Atom-2	Distance(Å)	Clash(Å)
1:A:247:VAL:O	1:A:351:VAL:HG22	2.03	0.59
1:B:53:THR:OG1	1:B:55:GLU:HG2	2.03	0.59
1:B:423:LYS:O	1:B:441:THR:HA	2.03	0.59
1:A:225:GLY:O	1:A:355:ARG:HA	2.03	0.59
1:A:197:PRO:HA	1:A:308:VAL:HG11	1.84	0.59
1:A:255:VAL:HB	1:A:284:LYS:HB3	1.84	0.59
1:B:243:TYR:OH	1:B:337:GLY:HA2	2.03	0.59
1:B:411:LYS:CD	1:B:431:GLY:HA2	2.33	0.59
1:A:12:LYS:HG3	1:A:30:ILE:HG13	1.84	0.59
1:A:208:PHE:HA	1:A:211:GLN:OE1	2.02	0.59
1:B:171:ASP:OD1	1:B:172:GLU:HG3	2.03	0.59
1:B:241:ASN:HD22	1:B:347:ILE:CG2	2.15	0.59
1:A:266:LYS:HA	2:A:594:HOH:O	2.02	0.59
1:A:355:ARG:HD3	2:A:549:HOH:O	2.01	0.59
1:B:89:LEU:CB	2:B:660:HOH:O	2.50	0.59
1:A:280:VAL:HG12	1:A:284:LYS:NZ	2.18	0.59
1:B:50:GLN:CD	2:B:592:HOH:O	2.41	0.59
1:B:115:VAL:HG11	1:B:150:TYR:CD1	2.38	0.59
1:B:465:GLY:HA3	1:B:467:GLU:OE2	2.03	0.59
1:B:402:LYS:O	1:B:405:THR:N	2.34	0.59
1:B:122:ASN:ND2	1:B:154:ASN:O	2.32	0.59
1:B:220:ASN:OD1	2:B:637:HOH:O	2.16	0.59
1:A:140:HIS:CG	1:A:161:ASN:HB2	2.37	0.59
1:B:105:ARG:HD2	2:B:558:HOH:O	2.03	0.59
1:A:77:LEU:HD21	1:A:230:LEU:HD21	1.85	0.59
1:A:121:LEU:HD23	1:A:121:LEU:O	2.02	0.59
1:A:219:ALA:HA	1:A:295:ASN:O	2.02	0.59
1:B:330:LEU:HD23	1:B:331:GLN:N	2.18	0.59
1:B:357:LEU:HD22	1:B:357:LEU:O	2.03	0.59
1:B:235:HIS:O	1:B:239:ASN:ND2	2.35	0.59
1:A:9:PRO:HD2	2:A:553:HOH:O	2.02	0.59
1:B:30:ILE:C	1:B:32:LEU:N	2.56	0.59
1:A:124:LYS:HE3	1:A:125:TYR:OH	2.02	0.59
1:A:207:THR:HG22	1:A:211:GLN:OE1	2.02	0.59
1:B:426:GLY:HA3	1:B:444:ALA:HB3	1.85	0.59
1:A:80:LEU:HD11	1:A:217:PHE:HB2	1.85	0.59
1:A:132:VAL:CB	1:A:158:HIS:HB2	2.32	0.59
1:A:366:LEU:O	1:A:366:LEU:HD23	2.02	0.59
1:A:35:ARG:O	1:A:38:SER:HB2	2.03	0.58
1:B:229:ASP:HB3	1:B:232:ILE:HD12	1.84	0.58
1:A:98:PRO:HG3	1:A:139:THR:HB	1.85	0.58
1:A:382:ARG:C	2:A:590:HOH:O	2.40	0.58

*Continued on next page...*

*Continued from previous page...*

Atom-1	Atom-2	Distance(Å)	Clash(Å)
1:A:121:LEU:HD23	1:A:121:LEU:C	2.23	0.58
1:B:110:PHE:CD1	1:B:222:ASP:HA	2.38	0.58
1:A:272:ILE:HG23	1:A:283:PHE:CE2	2.38	0.58
1:A:439:LYS:H	1:A:460:ASN:ND2	2.01	0.58
1:A:419:LEU:HG	1:A:420:ASP:H	1.66	0.58
1:A:426:GLY:O	1:A:428:VAL:HG23	2.02	0.58
1:A:11:LEU:HD12	1:A:175:PRO:HD3	1.84	0.58
1:B:267:VAL:O	1:B:341:ARG:HB3	2.03	0.58
1:A:241:ASN:HA	1:A:345:ASN:HD22	1.68	0.58
1:B:144:HIS:HA	1:B:147:VAL:HG22	1.84	0.58
1:A:110:PHE:O	1:A:114:ILE:HG13	2.03	0.58
1:B:315:MET:SD	1:B:339:ALA:HB2	2.42	0.58
1:A:359:VAL:HA	1:A:364:ASP:CB	2.32	0.58
1:A:434:ILE:HA	1:A:456:ALA:O	2.02	0.58
1:A:374:THR:HG23	1:A:376:VAL:HG23	1.86	0.58
1:B:369:GLN:O	1:B:413:ILE:HG21	2.03	0.58
1:A:208:PHE:O	1:A:213:LYS:HB2	2.03	0.58
1:A:142:ASP:O	1:A:146:ILE:HG12	2.03	0.58
1:A:56:ILE:HG22	1:A:57:VAL:CG2	2.31	0.58
1:A:9:PRO:HD2	2:A:554:HOH:O	2.02	0.58
1:B:372:LEU:HD22	1:B:373:TYR:CE1	2.38	0.58
1:B:414:PRO:HG3	2:B:495:HOH:O	2.01	0.58
1:A:246:GLU:OE1	1:A:355:ARG:NH1	2.36	0.58
1:B:242:GLU:CD	1:B:344:ASP:H	2.06	0.58
1:A:445:LYS:N	1:A:448:VAL:HB	2.18	0.58
1:A:227:ILE:HG21	1:A:379:PHE:CE1	2.38	0.58
1:B:332:LEU:HD12	2:B:683:HOH:O	2.02	0.58
1:A:207:THR:O	1:A:211:GLN:HG3	2.03	0.58
1:A:461:LYS:NZ	1:A:468:ASP:HB3	2.18	0.58
1:B:242:GLU:HB3	1:B:343:PHE:HD1	1.68	0.58
1:B:359:VAL:HG13	1:B:364:ASP:HB2	1.85	0.58
1:B:74:LYS:HB3	2:B:706:HOH:O	2.03	0.58
1:A:117:GLN:HG2	2:A:598:HOH:O	2.03	0.58
1:A:294:THR:O	1:A:295:ASN:HB2	2.02	0.58
1:B:366:LEU:HD23	1:B:366:LEU:C	2.24	0.58
1:B:35:ARG:NH2	1:B:314:LYS:HD3	2.19	0.58
1:B:405:THR:HG22	2:B:565:HOH:O	2.03	0.58
1:B:134:MET:HE1	1:B:162:GLN:HE22	1.69	0.58
1:A:77:LEU:HD23	1:A:230:LEU:HD21	1.84	0.58
1:A:232:ILE:O	1:A:236:LEU:HG	2.03	0.58
1:B:103:GLU:HA	1:B:108:LEU:O	2.04	0.58
1:B:105:ARG:HG3	1:B:106:ASP:N	2.18	0.58

*Continued on next page...*

*Continued from previous page...*

Atom-1	Atom-2	Distance(Å)	Clash(Å)
1:A:411:LYS:HB3	1:A:432:SER:HB3	1.83	0.58
1:B:69:ASP:HA	2:B:556:HOH:O	2.02	0.58
1:B:103:GLU:OE1	1:B:107:GLY:HA2	2.04	0.58
1:B:420:ASP:OD2	1:B:438:GLY:HA2	2.03	0.58
1:A:100:SER:O	1:A:110:PHE:HB2	2.03	0.58
1:A:196:PHE:CD1	1:A:304:ILE:HD13	2.39	0.58
1:A:44:ILE:N	2:A:595:HOH:O	2.37	0.58
1:A:76:LEU:CD1	1:A:234:LYS:HB2	2.33	0.58
1:A:76:LEU:HD23	1:A:237:ILE:HD12	1.84	0.58
1:A:158:HIS:HB3	1:A:204:LYS:HE3	1.85	0.58
1:A:75:ASN:HA	1:A:78:ASP:OD2	2.03	0.58
1:B:164:LYS:HB3	2:B:571:HOH:O	2.02	0.58
1:A:128:LYS:O	2:A:633:HOH:O	2.16	0.58
1:A:103:GLU:OE1	1:A:107:GLY:HA2	2.03	0.58
1:A:227:ILE:HG13	1:A:227:ILE:O	2.03	0.58
1:A:105:ARG:NH1	1:A:369:GLN:HA	2.19	0.58
1:B:150:TYR:HE2	2:B:554:HOH:O	1.86	0.58
1:A:99:LYS:NZ	1:A:360:LYS:HA	2.19	0.58
1:B:169:VAL:HG11	1:B:172:GLU:HG3	1.85	0.58
1:A:461:LYS:CE	1:A:463:ILE:HG12	2.33	0.58
1:B:136:SER:CB	1:B:162:GLN:HE21	2.17	0.58
1:B:167:ARG:O	1:B:329:VAL:HB	2.04	0.58
1:B:176:TRP:CE3	1:B:329:VAL:HG11	2.38	0.58
1:B:66:VAL:HG13	1:B:72:GLU:CD	2.24	0.58
1:B:73:THR:HG23	1:B:230:LEU:CD2	2.34	0.58
1:B:60:TYR:OH	1:B:231:THR:HB	2.03	0.58
1:B:80:LEU:O	2:B:480:HOH:O	2.16	0.58
1:A:85:LEU:HD12	1:A:220:ASN:OD1	2.04	0.58
1:A:242:GLU:OE1	1:A:344:ASP:HB2	2.04	0.58
1:B:66:VAL:HG22	1:B:234:LYS:HD2	1.85	0.58
1:A:105:ARG:HH11	1:A:105:ARG:HG3	1.69	0.58
1:A:219:ALA:HB3	2:A:492:HOH:O	2.02	0.58
1:B:432:SER:H	1:B:454:ASP:CG	2.07	0.58
1:B:220:ASN:OD1	2:B:636:HOH:O	2.17	0.58
1:B:165:TYR:CD2	1:B:190:PRO:HB3	2.39	0.58
1:B:32:LEU:O	1:B:35:ARG:N	2.36	0.58
1:A:367:LEU:HD22	1:A:372:LEU:HD23	1.86	0.58
1:A:83:LEU:CD2	1:A:218:VAL:HG13	2.30	0.58
1:A:200:MET:C	1:A:200:MET:SD	2.82	0.58
1:A:53:THR:OG1	1:A:55:GLU:HB2	2.04	0.58
1:A:200:MET:CG	1:A:205:LEU:HD23	2.31	0.58
1:B:224:LEU:HD13	1:B:380:VAL:HG21	1.86	0.58

*Continued on next page...*

*Continued from previous page...*

Atom-1	Atom-2	Distance(Å)	Clash(Å)
1:A:146:ILE:O	1:A:149:LYS:HG2	2.04	0.58
1:A:35:ARG:O	1:A:38:SER:N	2.35	0.57
1:A:81:VAL:HG13	1:A:216:VAL:CA	2.31	0.57
1:B:50:GLN:HB2	1:B:262:SER:HB2	1.86	0.57
1:A:453:PRO:O	1:A:456:ALA:HB2	2.04	0.57
1:B:50:GLN:OE1	2:B:643:HOH:O	2.17	0.57
1:B:135:ASN:O	1:B:161:ASN:HA	2.04	0.57
1:A:8:LEU:HD23	1:A:9:PRO:HD3	1.85	0.57
1:B:276:PRO:HB2	1:B:278:GLU:CG	2.33	0.57
1:A:167:ARG:HG3	1:A:188:TYR:HB3	1.84	0.57
1:A:120:ASN:ND2	1:A:377:ASP:O	2.37	0.57
1:A:382:ARG:HH22	1:A:386:ARG:HG2	1.68	0.57
1:A:124:LYS:HE3	1:A:125:TYR:CZ	2.38	0.57
1:B:132:VAL:CG2	1:B:158:HIS:HB2	2.20	0.57
1:B:359:VAL:HG11	1:B:365:LEU:CD2	2.34	0.57
1:A:420:ASP:HB2	1:A:438:GLY:C	2.24	0.57
1:A:8:LEU:H	1:A:9:PRO:HD3	1.69	0.57
1:B:98:PRO:O	1:B:101:VAL:HG22	2.05	0.57
1:B:399:GLU:HG2	1:B:426:GLY:O	2.03	0.57
1:A:395:GLU:OE2	1:A:423:LYS:HG3	2.04	0.57
1:B:218:VAL:HB	1:B:297:LEU:HB2	1.86	0.57
1:B:416:ILE:HB	1:B:419:LEU:HD22	1.84	0.57
1:A:111:LEU:HA	1:A:114:ILE:HD12	1.87	0.57
1:B:467:GLU:H	1:B:467:GLU:CD	2.08	0.57
1:B:465:GLY:O	1:B:468:ASP:HB2	2.03	0.57
1:B:51:THR:HG23	1:B:52:PRO:HD2	1.85	0.57
1:B:56:ILE:HG13	1:B:262:SER:OG	2.03	0.57
1:A:278:GLU:H	1:A:278:GLU:CD	2.08	0.57
1:A:81:VAL:O	1:A:216:VAL:HA	2.03	0.57
1:B:73:THR:HG23	1:B:230:LEU:HD11	1.84	0.57
1:A:116:ILE:HG21	1:A:378:GLY:HA3	1.85	0.57
1:B:461:LYS:HG2	1:B:463:ILE:HG13	1.86	0.57
1:A:366:LEU:HD22	1:A:394:ILE:HD13	1.85	0.57
1:A:66:VAL:CA	1:A:234:LYS:HE2	2.34	0.57
1:A:384:LYS:O	1:A:384:LYS:HE3	2.04	0.57
1:B:93:MET:SD	1:B:99:LYS:HE3	2.43	0.57
1:A:66:VAL:HA	1:A:234:LYS:HZ1	1.67	0.57
1:B:155:VAL:O	1:B:155:VAL:HG13	2.05	0.57
1:B:196:PHE:CD1	1:B:304:ILE:HD13	2.40	0.57
1:A:425:SER:OG	2:A:578:HOH:O	2.17	0.57
1:A:355:ARG:HH11	1:A:355:ARG:CG	2.00	0.57
1:B:64:THR:N	2:B:506:HOH:O	2.35	0.57

*Continued on next page...*

*Continued from previous page...*

Atom-1	Atom-2	Distance(Å)	Clash(Å)
1:B:150:TYR:HD2	2:B:653:HOH:O	1.86	0.57
1:B:324:VAL:O	1:B:325:ASP:HB2	2.04	0.57
1:B:11:LEU:CD1	1:B:33:VAL:HG11	2.34	0.57
1:A:250:LYS:HE3	1:A:292:PHE:HB3	1.86	0.57
1:B:268:GLN:NE2	1:B:341:ARG:CB	2.63	0.57
1:A:124:LYS:HE3	1:A:125:TYR:OH	2.04	0.57
1:B:137:PHE:CD1	1:B:184:LYS:HD2	2.39	0.57
1:B:92:THR:O	1:B:92:THR:HG22	2.05	0.57
1:B:170:ALA:HB2	1:B:328:LYS:HB2	1.86	0.57
1:A:419:LEU:HD13	1:A:436:LEU:HB3	1.87	0.57
1:B:382:ARG:NH1	1:B:391:ASN:OD1	2.37	0.57
1:B:293:ASN:HD22	1:B:294:THR:H	1.53	0.57
1:B:9:PRO:HA	1:B:12:LYS:HB3	1.86	0.57
1:B:463:ILE:HG23	1:B:468:ASP:HB2	1.87	0.57
1:A:89:LEU:HD11	1:A:138:ASN:HB3	1.86	0.57
1:B:89:LEU:HB2	2:B:660:HOH:O	2.04	0.57
1:B:319:PRO:HA	1:B:331:GLN:O	2.04	0.57
1:A:200:MET:HG2	1:A:205:LEU:HD13	1.87	0.57
1:A:164:LYS:HE3	2:A:525:HOH:O	2.04	0.57
1:B:222:ASP:O	1:B:358:PRO:HA	2.05	0.57
1:B:341:ARG:HH11	1:B:341:ARG:CB	2.14	0.57
1:A:102:ILE:HG22	1:A:103:GLU:H	1.69	0.57
1:B:242:GLU:OE2	1:B:344:ASP:HB2	2.04	0.57
1:B:319:PRO:O	1:B:321:PRO:HD3	2.05	0.57
1:B:330:LEU:HD21	1:B:332:LEU:HD23	1.87	0.57
1:B:365:LEU:O	1:B:369:GLN:HG3	2.05	0.57
1:B:103:GLU:HA	1:B:109:THR:HA	1.86	0.57
1:A:49:ILE:HG12	1:A:261:ILE:HD12	1.85	0.57
1:B:140:HIS:CD2	1:B:161:ASN:HB2	2.40	0.57
1:B:191:GLY:HA3	1:B:334:THR:O	2.04	0.57
1:A:11:LEU:HD11	1:A:173:PHE:CE2	2.36	0.57
1:A:207:THR:HG22	1:A:211:GLN:OE1	2.04	0.57
1:B:106:ASP:OD2	1:B:375:LEU:HD13	2.05	0.57
1:A:291:ILE:HG21	1:A:350:ASN:ND2	2.19	0.57
1:B:322:LYS:HZ2	1:B:324:VAL:HG22	1.67	0.57
1:B:336:ALA:C	1:B:338:ALA:H	2.06	0.57
1:B:103:GLU:OE1	1:B:107:GLY:HA2	2.05	0.56
1:A:232:ILE:O	1:A:236:LEU:HG	2.05	0.56
1:A:439:LYS:HD2	1:A:440:VAL:N	2.20	0.56
1:A:45:GLU:HB3	1:A:48:LYS:HG3	1.86	0.56
1:B:247:VAL:HG21	1:B:291:ILE:HD13	1.87	0.56
1:B:106:ASP:HB2	1:B:375:LEU:HD22	1.87	0.56

*Continued on next page...*



*Continued from previous page...*

Atom-1	Atom-2	Distance(Å)	Clash(Å)
1:B:140:HIS:CG	1:B:161:ASN:OD1	2.58	0.56
1:A:104:VAL:HG13	1:A:105:ARG:H	1.70	0.56
1:A:411:LYS:HE3	2:A:610:HOH:O	2.05	0.56
1:A:411:LYS:CD	1:A:431:GLY:HA2	2.35	0.56
1:B:272:ILE:HD12	1:B:284:LYS:HE3	1.87	0.56
1:A:117:GLN:NE2	1:A:379:PHE:HD1	2.03	0.56
1:A:8:LEU:HD23	1:A:9:PRO:HD3	1.87	0.56
1:B:420:ASP:HB2	1:B:438:GLY:C	2.25	0.56
1:B:44:ILE:HG13	1:B:263:TYR:CZ	2.40	0.56
1:A:294:THR:HB	1:A:296:ASN:HD22	1.70	0.56
1:B:14:ALA:HB1	1:B:178:SER:OG	2.06	0.56
1:A:121:LEU:HD11	1:A:228:VAL:HG21	1.87	0.56
1:A:171:ASP:OD1	1:A:172:GLU:N	2.38	0.56
1:B:60:TYR:HB2	1:B:350:ASN:O	2.04	0.56
1:B:9:PRO:HD2	2:B:697:HOH:O	2.05	0.56
1:A:420:ASP:OD2	1:A:438:GLY:HA2	2.04	0.56
1:B:262:SER:HA	1:B:266:LYS:O	2.04	0.56
1:B:21:MET:HG2	2:B:571:HOH:O	2.04	0.56
1:B:66:VAL:HG11	1:B:73:THR:OG1	2.05	0.56
1:A:15:VAL:HG21	1:A:30:ILE:HD11	1.87	0.56
1:A:246:GLU:OE2	1:A:355:ARG:NH1	2.38	0.56
1:A:362:SER:HB2	2:A:491:HOH:O	2.05	0.56
1:B:162:GLN:HB2	1:B:194:ASP:OD2	2.06	0.56
1:B:263:TYR:CE2	1:B:264:GLU:HG3	2.41	0.56
1:A:103:GLU:OE1	1:A:107:GLY:HA2	2.06	0.56
1:B:51:THR:HG22	1:B:52:PRO:HD2	1.87	0.56
1:B:223:ASN:OD1	1:B:357:LEU:N	2.32	0.56
1:B:94:GLY:HA3	1:B:402:LYS:HG2	1.85	0.56
1:B:30:ILE:O	1:B:32:LEU:N	2.39	0.56
1:A:322:LYS:CG	1:A:331:GLN:HE22	2.16	0.56
1:B:329:VAL:O	1:B:330:LEU:HD23	2.05	0.56
1:A:113:LEU:HD13	1:A:380:VAL:HG23	1.87	0.56
1:A:366:LEU:O	1:A:366:LEU:HD23	2.05	0.56
1:A:402:LYS:HD3	1:A:405:THR:OG1	2.04	0.56
1:B:223:ASN:OD1	1:B:357:LEU:N	2.37	0.56
1:A:73:THR:HG23	1:A:230:LEU:HD11	1.88	0.56
1:A:255:VAL:O	1:A:284:LYS:HG2	2.05	0.56
1:A:8:LEU:CG	1:A:9:PRO:HD3	2.35	0.56
1:A:115:VAL:HG21	1:A:150:TYR:CE1	2.41	0.56
1:A:168:VAL:HG13	1:A:174:VAL:O	2.06	0.56
1:B:247:VAL:O	1:B:351:VAL:N	2.32	0.56
1:A:14:ALA:O	2:A:494:HOH:O	2.18	0.56

*Continued on next page...*



*Continued from previous page...*

Atom-1	Atom-2	Distance(Å)	Clash(Å)
1:A:396:LEU:HB3	1:A:400:PHE:CD2	2.39	0.56
1:B:242:GLU:OE1	1:B:344:ASP:N	2.28	0.56
1:A:255:VAL:O	1:A:284:LYS:HA	2.06	0.56
1:B:170:ALA:HB2	1:B:328:LYS:O	2.05	0.56
1:A:236:LEU:HA	1:A:241:ASN:HB2	1.86	0.56
1:B:11:LEU:HG	1:B:175:PRO:HD3	1.87	0.56
1:B:66:VAL:CG1	2:B:502:HOH:O	2.52	0.56
1:A:99:LYS:NZ	2:A:546:HOH:O	2.38	0.56
1:B:162:GLN:NE2	1:B:189:PRO:HB2	2.20	0.56
1:B:51:THR:CG2	1:B:288:LYS:HE3	2.35	0.56
1:B:111:LEU:HD23	1:B:114:ILE:HD12	1.87	0.56
1:B:152:ASN:HD22	1:B:152:ASN:N	2.01	0.56
1:A:18:LEU:HD13	1:A:177:PRO:HB2	1.86	0.56
1:A:111:LEU:CD2	1:A:146:ILE:HG21	2.35	0.56
1:B:20:GLU:HG2	2:B:563:HOH:O	2.04	0.56
1:B:330:LEU:HD23	1:B:331:GLN:H	1.71	0.56
1:B:363:SER:HB3	1:B:396:LEU:HG	1.87	0.56
1:B:244:CYS:SG	1:B:347:ILE:HG13	2.45	0.56
1:A:255:VAL:HB	1:A:284:LYS:CD	2.35	0.56
1:A:255:VAL:HB	1:A:284:LYS:HD2	1.86	0.56
1:B:246:GLU:HG2	1:B:349:VAL:HG13	1.88	0.56
1:B:335:ALA:O	1:B:338:ALA:HB3	2.06	0.56
1:A:295:ASN:OD1	1:A:297:LEU:HD11	2.06	0.56
1:A:442:VAL:HG11	1:A:452:ILE:HD11	1.86	0.56
1:A:98:PRO:HB2	1:A:101:VAL:HG13	1.86	0.56
1:A:271:GLU:HG2	1:A:272:ILE:N	2.20	0.56
1:A:85:LEU:O	1:A:221:SER:HB3	2.06	0.56
1:B:145:LYS:HG3	1:B:146:ILE:H	1.69	0.56
1:A:322:LYS:HG3	1:A:331:GLN:NE2	2.21	0.56
1:A:89:LEU:HB3	1:A:91:THR:HG23	1.87	0.56
1:B:259:THR:OG1	1:B:291:ILE:HD12	2.06	0.56
1:B:227:ILE:CG1	1:B:355:ARG:NH2	2.68	0.56
1:A:318:ILE:HD12	1:A:318:ILE:N	2.21	0.56
1:A:77:LEU:HD23	1:A:230:LEU:HD21	1.88	0.56
1:A:79:LYS:HD2	1:A:237:ILE:CD1	2.34	0.56
1:B:461:LYS:HG3	2:B:625:HOH:O	2.05	0.56
1:B:267:VAL:HG13	2:B:568:HOH:O	2.05	0.56
1:A:190:PRO:HA	1:A:333:GLU:HG2	1.88	0.56
1:B:100:SER:O	1:B:110:PHE:HB2	2.05	0.56
1:B:164:LYS:O	1:B:165:TYR:HD1	1.88	0.56
1:A:10:GLN:HB2	2:A:552:HOH:O	2.05	0.56
1:A:127:CYS:HB2	2:A:644:HOH:O	2.05	0.56

*Continued on next page...*

*Continued from previous page...*

Atom-1	Atom-2	Distance(Å)	Clash(Å)
1:B:133:LEU:O	1:B:135:ASN:ND2	2.39	0.56
1:B:103:GLU:HA	1:B:109:THR:HA	1.87	0.56
1:B:370:SER:HB2	1:B:416:ILE:HG12	1.88	0.56
1:A:318:ILE:N	1:A:318:ILE:HD12	2.21	0.56
1:A:81:VAL:CG1	1:A:301:LEU:HD11	2.36	0.56
1:A:99:LYS:NZ	1:A:110:PHE:CE2	2.74	0.56
1:A:149:LYS:HE2	2:A:613:HOH:O	2.06	0.56
1:B:185:GLU:OE1	1:B:324:VAL:HG11	2.05	0.56
1:B:369:GLN:HB3	1:B:413:ILE:HG13	1.88	0.56
1:B:8:LEU:N	1:B:9:PRO:CD	2.69	0.56
1:B:243:TYR:OH	1:B:336:ALA:O	2.23	0.56
1:B:177:PRO:O	1:B:180:GLY:N	2.33	0.56
1:B:119:GLU:CD	1:B:153:SER:HB3	2.26	0.56
1:A:247:VAL:CB	1:A:291:ILE:HD13	2.34	0.56
1:B:347:ILE:HD13	1:B:347:ILE:O	2.04	0.56
1:A:44:ILE:N	1:A:44:ILE:HD12	2.21	0.56
1:A:105:ARG:HH11	1:A:369:GLN:HA	1.70	0.56
1:A:364:ASP:O	1:A:367:LEU:HB2	2.06	0.56
1:A:8:LEU:CD2	1:A:9:PRO:HD3	2.35	0.55
1:A:58:VAL:O	1:A:349:VAL:HG23	2.06	0.55
1:B:116:ILE:CG2	1:B:120:ASN:ND2	2.69	0.55
1:A:44:ILE:N	1:A:44:ILE:HD12	2.21	0.55
1:B:162:GLN:HB2	1:B:194:ASP:OD2	2.06	0.55
1:B:425:SER:HA	2:B:476:HOH:O	2.06	0.55
1:A:272:ILE:HG12	2:A:535:HOH:O	2.06	0.55
1:B:98:PRO:O	1:B:101:VAL:HG13	2.05	0.55
1:A:119:GLU:HG3	1:A:154:ASN:HB3	1.87	0.55
1:A:83:LEU:O	1:A:218:VAL:HA	2.06	0.55
1:B:170:ALA:CB	1:B:328:LYS:HB2	2.36	0.55
1:A:117:GLN:HE21	1:A:379:PHE:CA	2.19	0.55
1:B:56:ILE:HG13	2:B:612:HOH:O	2.06	0.55
1:A:271:GLU:OE2	1:A:272:ILE:HG13	2.06	0.55
1:A:246:GLU:OE1	1:A:355:ARG:NH1	2.39	0.55
1:A:436:LEU:HD13	1:A:440:VAL:CG1	2.30	0.55
1:B:374:THR:N	1:B:381:THR:O	2.33	0.55
1:A:402:LYS:O	1:A:405:THR:N	2.32	0.55
1:A:236:LEU:HD22	1:A:241:ASN:HB2	1.88	0.55
1:B:285:SER:OG	1:B:287:GLU:HB3	2.06	0.55
1:A:436:LEU:HD23	1:A:458:VAL:HB	1.87	0.55
1:A:90:GLY:N	1:A:97:GLY:O	2.37	0.55
1:B:322:LYS:HD3	1:B:323:GLU:N	2.21	0.55
1:A:433:SER:O	1:A:455:ARG:HA	2.05	0.55

*Continued on next page...*

*Continued from previous page...*

Atom-1	Atom-2	Distance(Å)	Clash(Å)
1:A:422:LEU:HD11	1:A:424:VAL:HG23	1.88	0.55
1:B:279:HIS:HA	1:B:282:GLU:OE1	2.05	0.55
1:B:224:LEU:HD13	1:B:380:VAL:CG2	2.36	0.55
1:B:150:TYR:HE2	2:B:554:HOH:O	1.89	0.55
1:B:402:LYS:O	1:B:404:ALA:N	2.38	0.55
1:A:83:LEU:CD2	1:A:218:VAL:HG13	2.36	0.55
1:A:261:ILE:O	1:A:267:VAL:HA	2.06	0.55
1:A:77:LEU:HD13	1:A:121:LEU:HD21	1.87	0.55
1:B:396:LEU:HB3	1:B:400:PHE:CB	2.37	0.55
1:A:384:LYS:HA	1:A:384:LYS:CE	2.36	0.55
1:B:103:GLU:HG2	1:B:107:GLY:C	2.27	0.55
1:B:98:PRO:O	1:B:101:VAL:HG22	2.06	0.55
1:A:205:LEU:O	1:A:205:LEU:HD12	2.06	0.55
1:B:450:LEU:HD22	1:B:465:GLY:HA2	1.87	0.55
1:B:289:PHE:HB3	2:B:588:HOH:O	2.06	0.55
1:B:358:PRO:HB2	1:B:360:LYS:CD	2.31	0.55
1:A:308:VAL:HG22	1:A:313:LEU:HD12	1.87	0.55
1:B:101:VAL:HG12	1:B:111:LEU:HD12	1.88	0.55
1:B:223:ASN:HA	1:B:358:PRO:CA	2.34	0.55
1:B:200:MET:SD	1:B:205:LEU:HD23	2.46	0.55
1:A:8:LEU:HD23	1:A:9:PRO:HD3	1.89	0.55
1:A:239:ASN:ND2	1:A:239:ASN:N	2.54	0.55
1:B:81:VAL:HA	1:B:130:PRO:HG2	1.88	0.55
1:A:291:ILE:HD12	1:A:291:ILE:C	2.26	0.55
1:B:200:MET:SD	1:B:205:LEU:HD23	2.46	0.55
1:B:301:LEU:HA	1:B:304:ILE:HD12	1.88	0.55
1:A:6:GLU:CG	1:A:7:ASN:N	2.70	0.55
1:A:244:CYS:HA	1:A:347:ILE:O	2.07	0.55
1:B:366:LEU:O	1:B:366:LEU:HD23	2.07	0.55
1:A:81:VAL:HG12	1:A:215:TYR:O	2.07	0.55
1:B:72:GLU:O	1:B:76:LEU:HG	2.07	0.55
1:A:11:LEU:O	1:A:11:LEU:HD23	2.06	0.55
1:B:222:ASP:O	1:B:358:PRO:HA	2.06	0.55
1:B:77:LEU:HD11	1:B:230:LEU:HD11	1.89	0.55
1:A:235:HIS:O	1:A:238:GLN:N	2.38	0.55
1:A:282:GLU:HB3	1:A:288:LYS:HD3	1.88	0.55
1:A:136:SER:HA	1:A:162:GLN:HG2	1.88	0.55
1:A:416:ILE:HB	1:A:419:LEU:CB	2.36	0.55
1:A:11:LEU:CD1	1:A:175:PRO:HD3	2.37	0.55
1:B:87:GLY:HA2	1:B:136:SER:N	2.21	0.55
1:B:137:PHE:HD1	1:B:184:LYS:HE3	1.71	0.55
1:B:176:TRP:N	1:B:177:PRO:CD	2.70	0.55

*Continued on next page...*

*Continued from previous page...*

Atom-1	Atom-2	Distance(Å)	Clash(Å)
1:A:83:LEU:O	1:A:218:VAL:HA	2.06	0.55
1:A:134:MET:SD	1:A:195:VAL:HG23	2.47	0.55
1:B:82:VAL:HG23	1:B:129:VAL:HG11	1.89	0.55
1:B:58:VAL:O	1:B:349:VAL:CG2	2.54	0.55
1:B:181:LYS:O	1:B:186:GLY:HA3	2.06	0.55
1:B:149:LYS:HG3	1:B:150:TYR:CD2	2.42	0.55
1:A:168:VAL:HG13	1:A:174:VAL:C	2.27	0.55
1:A:280:VAL:HG12	1:A:284:LYS:HZ2	1.72	0.55
1:A:81:VAL:CG1	1:A:216:VAL:HA	2.37	0.55
1:B:10:GLN:O	1:B:13:SER:HB3	2.06	0.55
1:B:169:VAL:HG21	1:B:179:LYS:HD3	1.88	0.55
1:B:396:LEU:HA	1:B:424:VAL:O	2.07	0.55
1:A:123:ASN:HB2	2:A:552:HOH:O	2.05	0.55
1:A:158:HIS:CD2	1:A:204:LYS:HE3	2.42	0.55
1:A:188:TYR:CE1	1:A:331:GLN:HB3	2.42	0.55
1:A:258:GLY:O	1:A:292:PHE:HA	2.07	0.55
1:B:207:THR:O	1:B:210:SER:HB2	2.07	0.55
1:B:243:TYR:OH	1:B:297:LEU:HD13	2.07	0.55
1:B:89:LEU:HD23	1:B:139:THR:HG23	1.89	0.55
1:B:64:THR:O	1:B:231:THR:HG23	2.07	0.55
1:A:74:LYS:HD3	1:A:78:ASP:OD1	2.07	0.55
1:A:117:GLN:HA	1:A:120:ASN:HD22	1.71	0.55
1:A:173:PHE:CE1	1:A:330:LEU:HD12	2.42	0.55
1:A:236:LEU:HA	1:A:241:ASN:HB2	1.89	0.55
1:A:53:THR:H	1:A:56:ILE:HD12	1.72	0.55
1:A:448:VAL:HG13	2:A:566:HOH:O	2.07	0.55
1:B:26:LYS:O	1:B:30:ILE:HG12	2.06	0.55
1:B:268:GLN:HG3	1:B:341:ARG:HB3	1.88	0.55
1:A:67:SER:HB2	1:A:68:GLN:NE2	2.22	0.55
1:A:455:ARG:HH11	1:A:455:ARG:HB3	1.72	0.55
1:A:32:LEU:HD22	1:A:165:TYR:HE2	1.71	0.55
1:A:131:LEU:HD21	1:A:133:LEU:HD21	1.89	0.55
1:B:227:ILE:O	1:B:228:VAL:C	2.45	0.55
1:A:265:GLY:O	1:A:266:LYS:HE2	2.07	0.55
1:A:20:GLU:HG3	1:A:164:LYS:NZ	2.22	0.55
1:A:371:ASP:CG	1:A:417:VAL:HG23	2.27	0.55
1:A:365:LEU:O	1:A:369:GLN:HG3	2.07	0.55
1:A:305:LYS:O	1:A:309:GLU:HG3	2.07	0.55
1:B:115:VAL:HG11	1:B:150:TYR:CD1	2.42	0.55
1:B:105:ARG:NH2	1:B:370:SER:O	2.40	0.55
1:A:263:TYR:CE2	1:A:264:GLU:HG3	2.42	0.55
1:A:349:VAL:O	1:A:349:VAL:HG13	2.07	0.54

*Continued on next page...*

*Continued from previous page...*

Atom-1	Atom-2	Distance(Å)	Clash(Å)
1:A:169:VAL:CG1	1:A:172:GLU:HB2	2.36	0.54
1:B:434:ILE:HB	2:B:495:HOH:O	2.06	0.54
1:B:145:LYS:NZ	1:B:146:ILE:HG13	2.21	0.54
1:B:252:LEU:O	1:B:255:VAL:HG13	2.07	0.54
1:A:102:ILE:HG12	2:A:514:HOH:O	2.06	0.54
1:A:99:LYS:HE3	1:A:222:ASP:OD2	2.08	0.54
1:B:63:MET:O	1:B:65:PRO:HD3	2.06	0.54
1:A:288:LYS:HG2	1:B:287:GLU:OE1	2.07	0.54
1:B:150:TYR:HE2	2:B:554:HOH:O	1.90	0.54
1:B:293:ASN:ND2	1:B:295:ASN:H	2.05	0.54
1:B:143:THR:O	1:B:147:VAL:HG13	2.07	0.54
1:A:461:LYS:HZ3	1:A:468:ASP:HB3	1.69	0.54
1:B:322:LYS:O	1:B:329:VAL:HG22	2.07	0.54
1:A:124:LYS:HE3	1:A:125:TYR:CZ	2.42	0.54
1:B:243:TYR:HB3	1:B:346:ALA:HB1	1.88	0.54
1:A:330:LEU:HD22	1:A:331:GLN:N	2.22	0.54
1:A:36:TYR:CE1	1:A:319:PRO:HG3	2.41	0.54
1:A:384:LYS:HA	1:A:384:LYS:HE3	1.89	0.54
1:B:122:ASN:HB3	1:B:127:CYS:O	2.08	0.54
1:B:414:PRO:HG3	2:B:495:HOH:O	2.06	0.54
1:A:445:LYS:HB2	1:A:448:VAL:HG21	1.89	0.54
1:A:123:ASN:CG	2:A:551:HOH:O	2.45	0.54
1:B:205:LEU:HD11	1:B:209:LEU:CD1	2.37	0.54
1:B:92:THR:O	1:B:401:LYS:HE3	2.06	0.54
1:A:241:ASN:ND2	1:A:347:ILE:HG23	2.21	0.54
1:A:235:HIS:CD2	2:A:574:HOH:O	2.60	0.54
1:B:48:LYS:HZ1	1:B:264:GLU:HG2	1.71	0.54
1:A:290:LYS:HB2	2:A:505:HOH:O	2.07	0.54
1:B:77:LEU:HD22	1:B:121:LEU:HD13	1.89	0.54
1:B:267:VAL:HG13	1:B:340:ILE:HG12	1.89	0.54
1:B:235:HIS:O	1:B:238:GLN:N	2.40	0.54
1:A:445:LYS:CD	2:A:588:HOH:O	2.56	0.54
1:A:118:ILE:HD13	1:A:131:LEU:HB2	1.88	0.54
1:A:370:SER:HB3	1:A:413:ILE:HG21	1.88	0.54
1:A:345:ASN:HD22	1:A:345:ASN:N	2.04	0.54
1:A:104:VAL:O	1:A:369:GLN:HG3	2.07	0.54
1:B:137:PHE:HZ	1:B:187:TRP:O	1.90	0.54
1:B:164:LYS:HE2	1:B:187:TRP:CG	2.43	0.54
1:A:18:LEU:HD13	1:A:187:TRP:CH2	2.42	0.54
1:A:169:VAL:HG21	1:A:179:LYS:HD3	1.89	0.54
1:B:294:THR:O	1:B:295:ASN:HB2	2.06	0.54
1:B:279:HIS:HA	2:B:649:HOH:O	2.06	0.54

*Continued on next page...*

*Continued from previous page...*

Atom-1	Atom-2	Distance(Å)	Clash(Å)
1:B:229:ASP:HB3	1:B:232:ILE:HD12	1.89	0.54
1:B:26:LYS:O	1:B:30:ILE:HG12	2.07	0.54
1:A:83:LEU:HG	1:A:132:VAL:HG13	1.89	0.54
1:B:132:VAL:HG21	1:B:208:PHE:CE2	2.42	0.54
1:B:104:VAL:O	1:B:105:ARG:HB3	2.06	0.54
1:B:110:PHE:CE1	1:B:222:ASP:HA	2.42	0.54
1:A:439:LYS:O	1:A:460:ASN:HA	2.08	0.54
1:A:77:LEU:HD21	1:A:228:VAL:HG11	1.90	0.54
1:B:399:GLU:HG2	1:B:426:GLY:C	2.28	0.54
1:A:114:ILE:CG1	2:A:592:HOH:O	2.55	0.54
1:A:84:LYS:HA	1:A:219:ALA:O	2.08	0.54
1:A:48:LYS:HZ1	1:A:264:GLU:HG2	1.72	0.54
1:B:248:THR:HG23	1:B:292:PHE:CE2	2.43	0.54
1:A:205:LEU:HD13	1:A:301:LEU:HD22	1.89	0.54
1:A:367:LEU:HD21	1:A:392:PRO:HG2	1.88	0.54
1:B:330:LEU:HD23	1:B:331:GLN:H	1.70	0.54
1:B:214:GLU:O	1:B:300:ASN:HA	2.08	0.54
1:A:74:LYS:HD2	1:A:125:TYR:O	2.08	0.54
1:A:15:VAL:CB	1:A:30:ILE:HD11	2.38	0.54
1:B:247:VAL:HG22	1:B:349:VAL:O	2.08	0.54
1:A:131:LEU:HD21	1:A:133:LEU:HD21	1.89	0.54
1:B:9:PRO:C	1:B:11:LEU:H	2.11	0.54
1:A:142:ASP:HA	1:A:145:LYS:HE3	1.89	0.54
1:A:44:ILE:HD12	1:A:44:ILE:N	2.23	0.54
1:A:255:VAL:HG23	1:A:256:LYS:N	2.22	0.54
1:A:420:ASP:OD2	1:A:438:GLY:HA2	2.08	0.54
1:A:8:LEU:HG	1:A:9:PRO:CD	2.33	0.54
1:A:58:VAL:O	1:A:349:VAL:HG23	2.08	0.54
1:A:240:LYS:O	1:A:345:ASN:HB2	2.07	0.54
1:B:386:ARG:HB2	1:B:417:VAL:CG2	2.25	0.54
1:A:438:GLY:HA3	1:A:460:ASN:ND2	2.23	0.54
1:A:410:PHE:O	1:A:412:SER:N	2.41	0.54
1:A:242:GLU:HA	1:A:300:ASN:HB2	1.90	0.54
1:A:440:VAL:HG13	1:A:461:LYS:O	2.07	0.54
1:A:105:ARG:HH22	1:A:371:ASP:HA	1.72	0.54
1:A:267:VAL:HG11	1:A:346:ALA:O	2.07	0.54
1:B:60:TYR:HB2	1:B:351:VAL:HG12	1.89	0.54
1:A:200:MET:SD	1:A:205:LEU:HD23	2.47	0.54
1:B:79:LYS:HB3	1:B:214:GLU:HB2	1.89	0.54
1:A:255:VAL:HG23	1:A:256:LYS:H	1.72	0.54
1:A:256:LYS:HG2	1:A:284:LYS:HZ3	1.73	0.54
1:A:450:LEU:C	1:A:450:LEU:HD23	2.28	0.54

*Continued on next page...*

*Continued from previous page...*

Atom-1	Atom-2	Distance(Å)	Clash(Å)
1:A:44:ILE:HD13	2:A:595:HOH:O	2.07	0.54
1:B:8:LEU:HD12	2:B:697:HOH:O	2.07	0.54
1:A:56:ILE:HD11	2:A:585:HOH:O	2.07	0.54
1:A:439:LYS:HD2	1:A:440:VAL:H	1.71	0.54
1:A:250:LYS:CG	1:A:286:ILE:HG22	2.36	0.54
1:B:8:LEU:HD12	2:B:697:HOH:O	2.07	0.54
1:A:249:PRO:CA	1:A:291:ILE:HG22	2.31	0.54
1:A:35:ARG:HG3	1:A:314:LYS:HE2	1.89	0.54
1:B:434:ILE:HA	1:B:456:ALA:O	2.07	0.54
1:A:411:LYS:HB2	1:A:431:GLY:O	2.06	0.54
1:B:327:VAL:O	1:B:329:VAL:HG13	2.07	0.54
1:A:82:VAL:HG13	1:A:217:PHE:HD2	1.72	0.54
1:B:92:THR:O	1:B:401:LYS:HE2	2.07	0.54
1:A:134:MET:HG3	1:A:160:PHE:CE1	2.43	0.54
1:A:131:LEU:HD23	1:A:157:ILE:HG12	1.90	0.54
1:A:83:LEU:HB3	1:A:218:VAL:HG22	1.89	0.54
1:B:100:SER:HB2	1:B:111:LEU:CG	2.32	0.54
1:A:442:VAL:HG22	1:A:463:ILE:HB	1.90	0.54
1:A:418:GLU:HB2	1:A:437:LYS:HG2	1.90	0.54
1:B:392:PRO:HA	1:B:420:ASP:O	2.07	0.54
1:A:431:GLY:N	1:A:452:ILE:O	2.41	0.54
1:B:285:SER:OG	1:B:287:GLU:HB3	2.08	0.54
1:A:136:SER:HB2	1:A:189:PRO:HG2	1.90	0.54
1:B:142:ASP:O	1:B:146:ILE:HG13	2.08	0.54
1:A:256:LYS:HE2	1:A:272:ILE:CD1	2.37	0.54
1:A:85:LEU:HD12	1:A:220:ASN:OD1	2.07	0.54
1:B:8:LEU:HD12	2:B:696:HOH:O	2.06	0.54
1:B:143:THR:O	1:B:147:VAL:HG13	2.08	0.54
1:A:386:ARG:NH1	1:A:419:LEU:O	2.40	0.54
1:B:196:PHE:O	1:B:197:PRO:C	2.44	0.54
1:A:226:ALA:HB3	2:A:478:HOH:O	2.08	0.54
1:A:458:VAL:HG13	1:A:461:LYS:HB3	1.89	0.54
1:A:149:LYS:HE2	2:A:613:HOH:O	2.07	0.54
1:B:21:MET:O	1:B:26:LYS:HE3	2.07	0.54
1:A:355:ARG:HH11	1:A:355:ARG:CG	2.17	0.54
1:A:8:LEU:H	1:A:9:PRO:HD2	1.73	0.54
1:A:437:LYS:O	1:A:459:GLU:HA	2.08	0.53
1:A:261:ILE:O	1:A:267:VAL:HG23	2.07	0.53
1:B:270:LEU:HD23	1:B:283:PHE:CE1	2.43	0.53
1:B:137:PHE:CD2	1:B:164:LYS:HE3	2.43	0.53
1:A:353:ARG:CB	2:A:580:HOH:O	2.51	0.53
1:B:317:ILE:HG12	2:B:623:HOH:O	2.07	0.53

*Continued on next page...*



*Continued from previous page...*

Atom-1	Atom-2	Distance(Å)	Clash(Å)
1:A:69:ASP:OD2	1:A:71:ALA:HB3	2.09	0.53
1:A:109:THR:H	1:A:112:ASP:HB2	1.73	0.53
1:A:379:PHE:HD1	2:A:597:HOH:O	1.90	0.53
1:A:60:TYR:HB2	1:A:351:VAL:HG12	1.89	0.53
1:A:134:MET:HG3	1:A:160:PHE:CE1	2.43	0.53
1:A:384:LYS:NZ	2:A:560:HOH:O	2.41	0.53
1:B:105:ARG:CG	1:B:375:LEU:HD22	2.38	0.53
1:A:461:LYS:HE3	1:A:463:ILE:HG12	1.90	0.53
1:A:411:LYS:HD2	1:A:431:GLY:CA	2.39	0.53
1:A:36:TYR:HE1	1:A:319:PRO:HG3	1.73	0.53
1:B:241:ASN:ND2	1:B:345:ASN:O	2.30	0.53
1:A:355:ARG:HD3	2:A:547:HOH:O	2.08	0.53
1:B:280:VAL:CG1	1:B:284:LYS:HE3	2.38	0.53
1:B:33:VAL:HA	1:B:332:LEU:CD1	2.39	0.53
1:B:382:ARG:HG3	1:B:382:ARG:HH11	1.73	0.53
1:B:379:PHE:HB2	1:B:381:THR:CG2	2.38	0.53
1:B:358:PRO:HB2	1:B:360:LYS:HD3	1.90	0.53
1:A:84:LYS:HG3	1:A:114:ILE:HD13	1.89	0.53
1:A:68:GLN:H	1:A:68:GLN:CD	2.12	0.53
1:A:99:LYS:HG2	1:A:102:ILE:HD12	1.89	0.53
1:B:66:VAL:HG11	2:B:502:HOH:O	2.08	0.53
1:A:227:ILE:HG21	1:A:379:PHE:CE1	2.43	0.53
1:B:330:LEU:C	1:B:330:LEU:HD23	2.29	0.53
1:A:280:VAL:HG12	1:A:284:LYS:NZ	2.23	0.53
1:A:98:PRO:O	1:A:101:VAL:HG22	2.08	0.53
1:A:99:LYS:HE2	1:A:360:LYS:CD	2.37	0.53
1:A:83:LEU:HD12	1:A:199:LEU:HD13	1.90	0.53
1:B:372:LEU:O	1:B:383:ASN:HB2	2.09	0.53
1:A:271:GLU:OE2	2:A:561:HOH:O	2.17	0.53
1:B:118:ILE:CG1	1:B:131:LEU:HD22	2.38	0.53
1:B:317:ILE:CG2	1:B:332:LEU:HD22	2.39	0.53
1:A:89:LEU:HB2	1:A:91:THR:HG23	1.90	0.53
1:B:140:HIS:O	1:B:143:THR:N	2.41	0.53
1:A:108:LEU:HD12	1:A:375:LEU:HD21	1.90	0.53
1:A:105:ARG:HG3	1:A:369:GLN:HA	1.89	0.53
1:A:370:SER:CB	1:A:416:ILE:HG12	2.39	0.53
1:A:372:LEU:HA	1:A:417:VAL:HG22	1.89	0.53
1:B:419:LEU:HG	1:B:420:ASP:N	2.23	0.53
1:A:247:VAL:HG23	1:A:247:VAL:O	2.09	0.53
1:B:92:THR:HG23	1:B:401:LYS:HE3	1.90	0.53
1:A:439:LYS:NZ	2:A:527:HOH:O	2.41	0.53
1:B:244:CYS:SG	1:B:347:ILE:HD11	2.48	0.53

*Continued on next page...*



*Continued from previous page...*

Atom-1	Atom-2	Distance(Å)	Clash(Å)
1:B:9:PRO:HD2	2:B:697:HOH:O	2.09	0.53
1:B:93:MET:CE	1:B:365:LEU:CD1	2.86	0.53
1:A:291:ILE:C	1:A:291:ILE:HD12	2.28	0.53
1:A:109:THR:O	1:A:113:LEU:HG	2.09	0.53
1:A:25:GLU:OE2	1:A:163:SER:HA	2.09	0.53
1:A:15:VAL:O	1:A:18:LEU:HG	2.08	0.53
1:A:431:GLY:N	1:A:434:ILE:HD11	2.24	0.53
1:A:384:LYS:HA	1:A:384:LYS:CE	2.38	0.53
1:B:445:LYS:HB2	1:B:448:VAL:HG21	1.91	0.53
1:B:383:ASN:HA	2:B:644:HOH:O	2.07	0.53
1:B:67:SER:N	1:B:72:GLU:OE2	2.41	0.53
1:A:382:ARG:NH2	1:A:386:ARG:HG2	2.23	0.53
1:A:318:ILE:HD12	1:A:318:ILE:N	2.24	0.53
1:B:229:ASP:HB2	1:B:355:ARG:NH1	2.23	0.53
1:A:322:LYS:HE3	2:A:630:HOH:O	2.09	0.53
1:B:171:ASP:OD1	1:B:172:GLU:N	2.35	0.53
1:A:411:LYS:HB2	1:A:431:GLY:C	2.28	0.53
1:B:32:LEU:HB3	2:B:683:HOH:O	2.07	0.53
1:A:12:LYS:HD2	1:A:30:ILE:HG21	1.91	0.53
1:A:81:VAL:CG1	1:A:301:LEU:HD11	2.38	0.53
1:B:271:GLU:HB3	2:B:504:HOH:O	2.09	0.53
1:A:358:PRO:CB	2:A:598:HOH:O	2.56	0.53
1:B:118:ILE:O	1:B:122:ASN:ND2	2.40	0.53
1:B:101:VAL:HG11	1:B:146:ILE:HD13	1.91	0.53
1:B:108:LEU:HD13	1:B:113:LEU:CD2	2.39	0.53
1:B:150:TYR:HB2	2:B:653:HOH:O	2.09	0.53
1:B:227:ILE:HG12	1:B:228:VAL:N	2.23	0.53
1:B:60:TYR:CD1	1:B:351:VAL:HG12	2.44	0.53
1:A:456:ALA:O	1:A:457:VAL:HG23	2.09	0.53
1:B:233:LEU:HA	1:B:236:LEU:HG	1.90	0.53
1:B:98:PRO:O	1:B:101:VAL:HG22	2.09	0.53
1:B:268:GLN:CD	1:B:341:ARG:HD3	2.28	0.53
1:A:63:MET:SD	1:A:232:ILE:HA	2.49	0.53
1:B:317:ILE:HG12	2:B:623:HOH:O	2.07	0.53
1:B:337:GLY:HA3	2:B:474:HOH:O	2.09	0.53
1:A:236:LEU:HA	1:A:241:ASN:OD1	2.09	0.53
1:B:177:PRO:O	1:B:179:LYS:N	2.42	0.53
1:B:163:SER:HB3	1:B:165:TYR:CE1	2.44	0.53
1:A:445:LYS:CG	2:A:588:HOH:O	2.56	0.53
1:B:266:LYS:HD3	1:B:341:ARG:O	2.08	0.53
1:A:243:TYR:CD1	1:A:340:ILE:HA	2.44	0.53
1:A:419:LEU:HD11	1:A:422:LEU:HB2	1.89	0.53

*Continued on next page...*

*Continued from previous page...*

Atom-1	Atom-2	Distance(Å)	Clash(Å)
1:B:162:GLN:HB2	1:B:194:ASP:OD2	2.09	0.53
1:B:80:LEU:HD12	1:B:215:TYR:O	2.09	0.53
1:A:44:ILE:HD12	1:A:44:ILE:N	2.24	0.53
1:B:128:LYS:HB3	2:B:670:HOH:O	2.08	0.53
1:B:232:ILE:O	1:B:236:LEU:HG	2.09	0.53
1:B:52:PRO:HD3	1:B:261:ILE:HA	1.90	0.53
1:B:293:ASN:HD22	1:B:294:THR:N	2.05	0.53
1:B:436:LEU:HA	1:B:458:VAL:O	2.08	0.53
1:A:171:ASP:OD1	1:A:172:GLU:N	2.33	0.53
1:B:113:LEU:O	1:B:117:GLN:HG3	2.09	0.53
1:B:453:PRO:HG2	1:B:456:ALA:CB	2.24	0.53
1:A:417:VAL:CG1	1:A:418:GLU:HG3	2.37	0.53
1:A:76:LEU:HD12	1:A:230:LEU:HD22	1.90	0.53
1:B:29:PHE:HD1	1:B:165:TYR:CD2	2.26	0.53
1:A:93:MET:SD	1:A:99:LYS:HE2	2.49	0.53
1:A:395:GLU:O	1:A:396:LEU:HD23	2.07	0.53
1:B:275:VAL:CG1	1:B:279:HIS:HB2	2.38	0.53
1:B:138:ASN:HD21	1:B:184:LYS:HD3	1.72	0.53
1:B:450:LEU:CD2	1:B:465:GLY:HA2	2.39	0.53
1:B:244:CYS:HA	1:B:347:ILE:O	2.09	0.53
1:A:428:VAL:HA	1:A:450:LEU:O	2.08	0.53
1:A:250:LYS:HG2	1:A:286:ILE:CG2	2.36	0.53
1:A:402:LYS:HB3	1:A:405:THR:OG1	2.08	0.53
1:A:358:PRO:HB2	1:A:360:LYS:HD3	1.91	0.53
1:B:11:LEU:HD13	1:B:33:VAL:HG11	1.90	0.53
1:B:21:MET:O	1:B:26:LYS:HE3	2.09	0.53
1:A:176:TRP:CH2	1:A:324:VAL:HB	2.43	0.53
1:A:117:GLN:HE22	1:A:379:PHE:HD1	1.57	0.53
1:A:272:ILE:HG23	1:A:283:PHE:CE2	2.45	0.52
1:B:243:TYR:O	1:B:347:ILE:HD13	2.08	0.52
1:A:358:PRO:HB2	1:A:360:LYS:CD	2.39	0.52
1:A:422:LEU:HA	1:A:440:VAL:O	2.09	0.52
1:A:255:VAL:HB	1:A:284:LYS:CB	2.39	0.52
1:A:247:VAL:CB	1:A:291:ILE:HD13	2.37	0.52
1:B:247:VAL:HA	1:B:292:PHE:O	2.08	0.52
1:B:423:LYS:O	1:B:441:THR:HA	2.07	0.52
1:B:50:GLN:O	1:B:261:ILE:HB	2.10	0.52
1:B:110:PHE:O	1:B:114:ILE:HG13	2.09	0.52
1:A:84:LYS:HG3	1:A:114:ILE:HD13	1.90	0.52
1:A:415:SER:HB2	1:A:435:VAL:HG13	1.90	0.52
1:B:439:LYS:O	1:B:460:ASN:HA	2.10	0.52
1:A:265:GLY:O	1:A:266:LYS:HE2	2.09	0.52

*Continued on next page...*

*Continued from previous page...*

Atom-1	Atom-2	Distance(Å)	Clash(Å)
1:A:176:TRP:CD2	1:A:181:LYS:HG2	2.45	0.52
1:A:209:LEU:CD2	1:A:305:LYS:HD2	2.39	0.52
1:B:422:LEU:HG	1:B:423:LYS:N	2.23	0.52
1:A:294:THR:O	1:A:295:ASN:HB2	2.10	0.52
1:B:359:VAL:HA	1:B:364:ASP:CB	2.40	0.52
1:B:81:VAL:HG22	1:B:130:PRO:HG2	1.89	0.52
1:A:271:GLU:OE2	1:A:272:ILE:HG12	2.10	0.52
1:A:15:VAL:O	1:A:26:LYS:HE2	2.10	0.52
1:A:438:GLY:HA3	1:A:460:ASN:ND2	2.24	0.52
1:A:429:TRP:HB2	1:A:451:GLU:HG2	1.91	0.52
1:B:255:VAL:N	2:B:659:HOH:O	2.42	0.52
1:B:329:VAL:C	1:B:330:LEU:HD23	2.30	0.52
1:A:174:VAL:CG2	1:A:179:LYS:HD2	2.39	0.52
1:B:250:LYS:N	1:B:290:LYS:O	2.42	0.52
1:A:110:PHE:O	1:A:114:ILE:HG13	2.09	0.52
1:A:105:ARG:HD2	1:A:368:VAL:O	2.10	0.52
1:B:56:ILE:HG21	1:B:262:SER:OG	2.09	0.52
1:B:113:LEU:CD2	1:B:375:LEU:HD21	2.39	0.52
1:B:224:LEU:CD1	1:B:380:VAL:HG21	2.39	0.52
1:B:357:LEU:O	1:B:357:LEU:CD2	2.57	0.52
1:B:52:PRO:HD3	1:B:261:ILE:HA	1.91	0.52
1:B:461:LYS:HE3	1:B:463:ILE:HG12	1.91	0.52
1:A:197:PRO:O	1:A:198:ALA:C	2.48	0.52
1:A:243:TYR:HA	1:A:298:TRP:O	2.08	0.52
1:A:461:LYS:HE3	1:A:463:ILE:HG12	1.90	0.52
1:B:52:PRO:HA	2:B:611:HOH:O	2.09	0.52
1:A:68:GLN:H	1:A:68:GLN:CD	2.12	0.52
1:B:242:GLU:HB2	1:B:343:PHE:HB3	1.91	0.52
1:B:250:LYS:HE2	1:B:292:PHE:HB3	1.92	0.52
1:B:83:LEU:HD23	1:B:83:LEU:C	2.29	0.52
1:A:123:ASN:HB2	2:A:551:HOH:O	2.09	0.52
1:A:271:GLU:HG3	2:A:561:HOH:O	2.08	0.52
1:A:411:LYS:HB2	1:A:431:GLY:O	2.09	0.52
1:B:287:GLU:OE2	2:B:578:HOH:O	2.19	0.52
1:B:347:ILE:N	1:B:347:ILE:HD13	2.25	0.52
1:A:365:LEU:O	1:A:368:VAL:HG22	2.09	0.52
1:B:98:PRO:HB2	1:B:101:VAL:HG13	1.92	0.52
1:B:149:LYS:HG3	1:B:150:TYR:CD2	2.45	0.52
1:B:224:LEU:HD13	1:B:380:VAL:CB	2.40	0.52
1:A:291:ILE:HD12	1:A:291:ILE:C	2.30	0.52
1:B:167:ARG:NH1	1:B:185:GLU:O	2.42	0.52
1:A:176:TRP:C	1:A:178:SER:H	2.13	0.52

*Continued on next page...*

*Continued from previous page...*

Atom-1	Atom-2	Distance(Å)	Clash(Å)
1:A:86:ASN:OD1	1:A:100:SER:HB3	2.09	0.52
1:A:124:LYS:NZ	2:A:642:HOH:O	2.42	0.52
1:A:314:LYS:CD	2:A:564:HOH:O	2.57	0.52
1:A:411:LYS:HB3	1:A:432:SER:HB3	1.91	0.52
1:B:355:ARG:HH21	1:B:355:ARG:HB2	1.74	0.52
1:A:429:TRP:NE1	1:A:449:LYS:HG3	2.25	0.52
1:A:129:VAL:HG22	2:A:526:HOH:O	2.09	0.52
1:A:77:LEU:CG	1:A:230:LEU:HD11	2.39	0.52
1:A:68:GLN:NE2	1:A:69:ASP:H	2.08	0.52
1:B:419:LEU:HD21	1:B:422:LEU:CB	2.36	0.52
1:B:268:GLN:HG3	2:B:598:HOH:O	2.08	0.52
1:B:397:GLY:HA3	2:B:476:HOH:O	2.09	0.52
1:A:44:ILE:CD1	1:A:274:GLN:HE21	2.23	0.52
1:A:398:PRO:HD2	2:A:507:HOH:O	2.09	0.52
1:B:437:LYS:HB2	1:B:459:GLU:HG3	1.90	0.52
1:A:267:VAL:HG13	1:A:340:ILE:HG12	1.91	0.52
1:B:175:PRO:O	1:B:178:SER:HB2	2.10	0.52
1:B:176:TRP:CD2	1:B:181:LYS:HG2	2.45	0.52
1:A:439:LYS:HE3	1:A:462:ASN:OD1	2.09	0.52
1:A:196:PHE:HB3	1:A:304:ILE:HG23	1.90	0.52
1:A:220:ASN:HB3	2:A:626:HOH:O	2.10	0.52
1:B:181:LYS:CE	1:B:185:GLU:HB2	2.39	0.52
1:A:244:CYS:HA	1:A:347:ILE:O	2.10	0.52
1:B:433:SER:O	1:B:455:ARG:HA	2.09	0.52
1:B:438:GLY:HA3	1:B:460:ASN:OD1	2.10	0.52
1:A:319:PRO:O	1:A:331:GLN:O	2.28	0.52
1:A:25:GLU:OE2	1:A:163:SER:HA	2.10	0.52
1:B:135:ASN:HD21	1:B:159:THR:HB	1.75	0.52
1:B:18:LEU:HD13	1:B:187:TRP:CH2	2.44	0.52
1:A:60:TYR:HB2	1:A:350:ASN:O	2.10	0.52
1:B:355:ARG:HD2	2:B:635:HOH:O	2.08	0.52
1:B:155:VAL:O	1:B:157:ILE:HG13	2.09	0.52
1:A:372:LEU:HD21	1:A:391:ASN:OD1	2.10	0.52
1:A:200:MET:SD	1:A:205:LEU:HD23	2.50	0.52
1:B:345:ASN:O	1:B:347:ILE:HG23	2.10	0.52
1:A:288:LYS:HG2	1:B:287:GLU:OE1	2.10	0.52
1:B:243:TYR:HB3	1:B:346:ALA:CB	2.39	0.52
1:B:48:LYS:NZ	1:B:48:LYS:HB3	2.25	0.52
1:A:29:PHE:O	1:A:33:VAL:HG23	2.10	0.52
1:B:422:LEU:HD22	1:B:436:LEU:CD1	2.40	0.52
1:A:255:VAL:HG23	1:A:284:LYS:HD2	1.92	0.52
1:A:259:THR:HG22	1:A:270:LEU:HB3	1.92	0.52

*Continued on next page...*

*Continued from previous page...*

Atom-1	Atom-2	Distance(Å)	Clash(Å)
1:B:203:GLY:HA2	2:B:489:HOH:O	2.09	0.52
1:A:313:LEU:HB3	1:A:315:MET:SD	2.50	0.52
1:B:99:LYS:HG2	1:B:99:LYS:O	2.10	0.52
1:A:319:PRO:CB	1:A:330:LEU:HD22	2.32	0.52
1:A:444:ALA:HB2	1:A:450:LEU:HB3	1.92	0.52
1:B:175:PRO:O	1:B:178:SER:HB2	2.10	0.52
1:A:317:ILE:HD13	1:A:334:THR:HG22	1.91	0.52
1:A:94:GLY:HA3	1:A:402:LYS:HG2	1.92	0.52
1:A:419:LEU:HD21	1:A:422:LEU:HB2	1.92	0.52
1:B:341:ARG:HA	2:B:568:HOH:O	2.10	0.52
1:A:111:LEU:HD23	1:A:146:ILE:HG21	1.91	0.52
1:B:83:LEU:HD23	1:B:84:LYS:N	2.24	0.52
1:B:268:GLN:HA	2:B:472:HOH:O	2.10	0.51
1:B:243:TYR:OH	1:B:337:GLY:HA2	2.10	0.51
1:A:76:LEU:CD2	1:A:237:ILE:HD12	2.40	0.51
1:A:57:VAL:HA	1:A:348:GLY:O	2.09	0.51
1:B:347:ILE:HD13	1:B:347:ILE:N	2.25	0.51
1:A:242:GLU:HG3	1:A:344:ASP:HB2	1.91	0.51
1:A:320:ASN:HB2	1:A:331:GLN:O	2.10	0.51
1:B:280:VAL:CG1	1:B:284:LYS:HE3	2.40	0.51
1:B:44:ILE:HG22	1:B:276:PRO:HD3	1.92	0.51
1:B:93:MET:O	1:B:403:VAL:HG23	2.10	0.51
1:A:10:GLN:HB3	2:A:495:HOH:O	2.08	0.51
1:B:452:ILE:N	1:B:452:ILE:HD13	2.24	0.51
1:A:167:ARG:CG	1:A:188:TYR:HB3	2.41	0.51
1:A:188:TYR:CD1	1:A:331:GLN:HB3	2.45	0.51
1:B:427:ASP:H	1:B:444:ALA:HB3	1.75	0.51
1:A:318:ILE:HB	1:A:333:GLU:O	2.10	0.51
1:B:232:ILE:O	1:B:236:LEU:HG	2.11	0.51
1:B:301:LEU:O	1:B:302:LYS:C	2.47	0.51
1:A:36:TYR:CE1	1:A:319:PRO:HG3	2.45	0.51
1:A:77:LEU:CG	1:A:230:LEU:HD11	2.38	0.51
1:B:203:GLY:HA2	2:B:489:HOH:O	2.10	0.51
1:A:13:SER:HA	1:A:16:ASP:HB2	1.91	0.51
1:B:382:ARG:HH11	1:B:382:ARG:HG3	1.76	0.51
1:A:322:LYS:NZ	2:A:631:HOH:O	2.43	0.51
1:B:422:LEU:HG	1:B:424:VAL:HG23	1.91	0.51
1:B:107:GLY:HA2	2:B:481:HOH:O	2.09	0.51
1:A:445:LYS:HD2	2:A:588:HOH:O	2.10	0.51
1:A:8:LEU:HG	1:A:9:PRO:HD3	1.91	0.51
1:B:308:VAL:HG22	1:B:313:LEU:CD1	2.40	0.51
1:B:312:ALA:O	1:B:314:LYS:HG3	2.10	0.51

*Continued on next page...*

*Continued from previous page...*

Atom-1	Atom-2	Distance(Å)	Clash(Å)
1:B:81:VAL:HG13	1:B:130:PRO:O	2.09	0.51
1:B:283:PHE:HA	1:B:289:PHE:CE2	2.45	0.51
1:B:259:THR:HG21	1:B:289:PHE:HB3	1.92	0.51
1:A:274:GLN:CD	1:A:316:GLU:HG2	2.30	0.51
1:B:144:HIS:HA	1:B:147:VAL:CG2	2.40	0.51
1:A:285:SER:HB3	1:A:288:LYS:HB2	1.90	0.51
1:A:294:THR:OG1	1:A:296:ASN:HB2	2.10	0.51
1:A:332:LEU:HD12	1:A:332:LEU:H	1.75	0.51
1:A:303:ALA:O	1:A:304:ILE:C	2.49	0.51
1:B:213:LYS:NZ	2:B:480:HOH:O	2.38	0.51
1:A:365:LEU:O	1:A:369:GLN:N	2.42	0.51
1:B:82:VAL:O	1:B:217:PHE:O	2.28	0.51
1:B:263:TYR:CE2	1:B:264:GLU:HG3	2.45	0.51
1:B:301:LEU:HD23	1:B:304:ILE:HD12	1.90	0.51
1:A:468:ASP:O	1:A:469:LEU:O	2.29	0.51
1:A:101:VAL:CG1	1:A:146:ILE:HG21	2.41	0.51
1:B:164:LYS:HE2	1:B:187:TRP:CD2	2.45	0.51
1:A:77:LEU:CD2	1:A:230:LEU:HD21	2.40	0.51
1:A:200:MET:HG2	1:A:205:LEU:CD2	2.32	0.51
1:B:246:GLU:CB	1:B:296:ASN:HB2	2.36	0.51
1:A:244:CYS:SG	1:A:244:CYS:O	2.68	0.51
1:A:116:ILE:CG2	1:A:378:GLY:HA3	2.40	0.51
1:A:224:LEU:HD13	1:A:380:VAL:HG21	1.91	0.51
1:B:243:TYR:OH	1:B:337:GLY:HA2	2.10	0.51
1:B:439:LYS:O	1:B:460:ASN:HA	2.10	0.51
1:A:269:LEU:HD22	1:A:337:GLY:C	2.31	0.51
1:B:317:ILE:HD11	2:B:532:HOH:O	2.09	0.51
1:A:222:ASP:O	1:A:358:PRO:HA	2.10	0.51
1:B:244:CYS:HB2	1:B:347:ILE:HD11	1.92	0.51
1:B:131:LEU:HD12	1:B:132:VAL:H	1.75	0.51
1:B:57:VAL:HG21	1:B:291:ILE:CD1	2.41	0.51
1:A:53:THR:N	1:A:56:ILE:HD12	2.25	0.51
1:A:101:VAL:HG12	1:A:146:ILE:HG21	1.92	0.51
1:B:164:LYS:HE2	1:B:187:TRP:CG	2.45	0.51
1:A:261:ILE:CD1	1:A:261:ILE:C	2.79	0.51
1:A:169:VAL:HG12	1:A:171:ASP:OD1	2.10	0.51
1:A:267:VAL:CG1	1:A:340:ILE:HG12	2.41	0.51
1:B:258:GLY:HA3	1:B:271:GLU:CD	2.30	0.51
1:B:434:ILE:HG12	1:B:456:ALA:HB3	1.92	0.51
1:A:455:ARG:CB	1:A:455:ARG:HH11	2.21	0.51
1:A:15:VAL:CG2	1:A:30:ILE:HD11	2.38	0.51
1:B:187:TRP:O	1:B:188:TYR:HB3	2.09	0.51

*Continued on next page...*

*Continued from previous page...*

Atom-1	Atom-2	Distance(Å)	Clash(Å)
1:B:448:VAL:HG11	2:B:565:HOH:O	2.11	0.51
1:A:317:ILE:O	1:A:319:PRO:HD3	2.10	0.51
1:B:260:LEU:HD23	1:B:269:LEU:HA	1.91	0.51
1:B:57:VAL:HA	1:B:348:GLY:O	2.10	0.51
1:A:95:CYS:SG	1:A:403:VAL:HB	2.50	0.51
1:B:105:ARG:NH2	1:B:373:TYR:O	2.44	0.51
1:B:175:PRO:C	1:B:177:PRO:HD2	2.31	0.51
1:A:149:LYS:HE2	2:A:614:HOH:O	2.10	0.51
1:B:461:LYS:HG3	2:B:625:HOH:O	2.10	0.51
1:B:135:ASN:HB3	1:B:139:THR:OG1	2.10	0.51
1:A:247:VAL:O	1:A:351:VAL:HG22	2.11	0.51
1:A:431:GLY:N	1:A:452:ILE:O	2.44	0.51
1:B:208:PHE:O	1:B:213:LYS:N	2.30	0.51
1:A:281:ASN:HA	1:A:284:LYS:HZ3	1.75	0.51
1:B:317:ILE:HG21	1:B:332:LEU:HD22	1.93	0.51
1:A:124:LYS:HE3	1:A:125:TYR:OH	2.10	0.51
1:A:99:LYS:CD	1:A:102:ILE:HD12	2.41	0.51
1:B:81:VAL:HG13	1:B:130:PRO:HG2	1.92	0.51
1:B:137:PHE:CD2	1:B:164:LYS:HE3	2.45	0.51
1:B:96:THR:CG2	1:B:97:GLY:N	2.73	0.51
1:B:254:ASP:O	1:B:256:LYS:N	2.43	0.51
1:A:371:ASP:CG	1:A:417:VAL:HB	2.31	0.51
1:A:319:PRO:O	1:A:331:GLN:O	2.29	0.51
1:B:236:LEU:O	1:B:241:ASN:N	2.43	0.51
1:A:134:MET:SD	1:A:195:VAL:HA	2.51	0.51
1:A:110:PHE:O	1:A:114:ILE:HG13	2.10	0.51
1:B:268:GLN:CD	2:B:599:HOH:O	2.48	0.51
1:B:136:SER:O	1:B:140:HIS:HB2	2.10	0.51
1:A:433:SER:O	1:A:455:ARG:HA	2.11	0.51
1:B:48:LYS:NZ	1:B:263:TYR:CZ	2.78	0.51
1:B:423:LYS:HB3	1:B:441:THR:HG22	1.91	0.51
1:A:52:PRO:HG3	2:A:505:HOH:O	2.11	0.51
1:A:171:ASP:OD1	2:A:569:HOH:O	2.19	0.51
1:A:6:GLU:CG	1:A:7:ASN:H	2.15	0.51
1:A:372:LEU:HD23	1:A:373:TYR:HE2	1.75	0.51
1:A:392:PRO:HB3	1:A:419:LEU:HD23	1.92	0.51
1:B:236:LEU:CD1	1:B:244:CYS:SG	2.99	0.51
1:A:214:GLU:O	1:A:300:ASN:HA	2.11	0.51
1:A:11:LEU:HD23	1:A:11:LEU:O	2.11	0.51
1:B:281:ASN:HB2	2:B:649:HOH:O	2.10	0.51
1:B:21:MET:HG2	2:B:571:HOH:O	2.11	0.51
1:A:271:GLU:HG3	2:A:561:HOH:O	2.11	0.51

*Continued on next page...*



*Continued from previous page...*

Atom-1	Atom-2	Distance(Å)	Clash(Å)
1:A:81:VAL:HG13	1:A:216:VAL:HA	1.92	0.51
1:A:230:LEU:HG	2:A:636:HOH:O	2.11	0.51
1:B:56:ILE:CG2	1:B:267:VAL:HB	2.41	0.51
1:A:44:ILE:HD12	1:A:44:ILE:N	2.26	0.51
1:B:119:GLU:HB2	1:B:155:VAL:HB	1.92	0.51
1:B:317:ILE:O	1:B:319:PRO:HD3	2.10	0.51
1:B:150:TYR:CD2	2:B:653:HOH:O	2.50	0.51
1:B:64:THR:HB	1:B:234:LYS:HE2	1.93	0.51
1:B:115:VAL:HG11	1:B:150:TYR:CD1	2.46	0.51
1:A:435:VAL:HB	1:A:457:VAL:CG2	2.41	0.51
1:A:190:PRO:HG2	1:A:194:ASP:HB2	1.92	0.51
1:B:136:SER:HA	1:B:161:ASN:OD1	2.09	0.51
1:A:395:GLU:O	1:A:396:LEU:HD23	2.11	0.51
1:A:119:GLU:OE2	1:A:153:SER:HB3	2.11	0.51
1:B:44:ILE:HD13	2:B:634:HOH:O	2.11	0.51
1:B:223:ASN:HA	1:B:358:PRO:HA	1.93	0.51
1:A:367:LEU:HG	1:A:394:ILE:HD12	1.91	0.51
1:B:188:TYR:HD1	1:B:189:PRO:O	1.94	0.51
1:B:243:TYR:HH	1:B:336:ALA:C	2.14	0.51
1:A:200:MET:SD	1:A:200:MET:O	2.69	0.51
1:A:439:LYS:C	1:A:439:LYS:HD2	2.31	0.51
1:B:165:TYR:OH	2:B:513:HOH:O	2.18	0.51
1:A:132:VAL:HG23	1:A:158:HIS:HB2	1.92	0.51
1:A:165:TYR:OH	2:A:501:HOH:O	2.20	0.51
1:B:121:LEU:CD2	1:B:121:LEU:C	2.79	0.51
1:A:35:ARG:CZ	2:A:648:HOH:O	2.59	0.51
1:B:412:SER:O	1:B:413:ILE:C	2.48	0.51
1:B:448:VAL:CG1	1:B:450:LEU:HD13	2.41	0.51
1:B:419:LEU:HD12	1:B:438:GLY:O	2.11	0.51
1:A:89:LEU:C	1:A:91:THR:H	2.14	0.51
1:B:206:ASP:HA	1:B:209:LEU:HB2	1.93	0.51
1:A:432:SER:O	1:A:454:ASP:HA	2.11	0.51
1:B:362:SER:OG	2:B:500:HOH:O	2.19	0.51
1:B:304:ILE:HG12	1:B:343:PHE:HE1	1.76	0.51
1:B:339:ALA:O	1:B:343:PHE:CD2	2.64	0.51
1:B:142:ASP:O	1:B:146:ILE:HG13	2.11	0.51
1:B:368:VAL:CG1	1:B:368:VAL:O	2.59	0.51
1:A:11:LEU:CD1	1:A:33:VAL:HG11	2.36	0.51
1:B:160:PHE:HB2	1:B:202:SER:HB3	1.93	0.51
1:A:243:TYR:C	1:A:243:TYR:HD2	2.15	0.51
1:B:366:LEU:HD13	1:B:394:ILE:HD13	1.93	0.51
1:B:394:ILE:HG12	1:B:422:LEU:HB3	1.93	0.51

*Continued on next page...*



*Continued from previous page...*

Atom-1	Atom-2	Distance(Å)	Clash(Å)
1:B:435:VAL:O	1:B:436:LEU:HD23	2.11	0.51
1:A:271:GLU:HG3	2:A:560:HOH:O	2.11	0.51
1:A:455:ARG:HH11	1:A:455:ARG:CB	2.22	0.51
1:B:84:LYS:HA	1:B:219:ALA:O	2.11	0.51
1:A:213:LYS:NZ	2:A:526:HOH:O	2.31	0.51
1:B:263:TYR:O	1:B:265:GLY:N	2.43	0.51
1:B:320:ASN:N	1:B:321:PRO:HD3	2.26	0.51
1:A:224:LEU:HD12	1:A:368:VAL:HG11	1.93	0.50
1:A:382:ARG:NH2	1:A:391:ASN:OD1	2.43	0.50
1:B:402:LYS:O	1:B:403:VAL:C	2.50	0.50
1:B:129:VAL:HA	2:B:480:HOH:O	2.12	0.50
1:A:291:ILE:HG21	1:A:350:ASN:ND2	2.25	0.50
1:B:234:LYS:HG2	2:B:479:HOH:O	2.11	0.50
1:A:439:LYS:HD2	1:A:439:LYS:C	2.31	0.50
1:A:272:ILE:HG23	1:A:283:PHE:CD2	2.46	0.50
1:A:294:THR:OG1	1:A:296:ASN:HB2	2.11	0.50
1:A:330:LEU:HD23	1:A:330:LEU:C	2.31	0.50
1:B:138:ASN:ND2	1:B:184:LYS:HD3	2.26	0.50
1:A:12:LYS:HG2	1:A:16:ASP:OD2	2.11	0.50
1:A:189:PRO:HD3	2:A:609:HOH:O	2.11	0.50
1:A:229:ASP:OD2	1:A:232:ILE:HG13	2.11	0.50
1:A:226:ALA:HB3	2:A:478:HOH:O	2.12	0.50
1:B:243:TYR:OH	1:B:337:GLY:HA2	2.11	0.50
1:A:243:TYR:HD2	1:A:244:CYS:N	2.09	0.50
1:B:35:ARG:HH21	1:B:314:LYS:NZ	2.09	0.50
1:B:73:THR:HG23	1:B:230:LEU:CD1	2.41	0.50
1:B:98:PRO:HD2	1:B:101:VAL:CG2	2.41	0.50
1:A:61:GLU:CD	1:A:61:GLU:H	2.14	0.50
1:A:355:ARG:NH1	1:A:355:ARG:CG	2.67	0.50
1:A:113:LEU:HD21	1:A:375:LEU:HD11	1.92	0.50
1:A:382:ARG:HH22	1:A:386:ARG:HG2	1.76	0.50
1:B:236:LEU:HD21	1:B:244:CYS:HB2	1.92	0.50
1:A:278:GLU:H	1:A:278:GLU:CD	2.15	0.50
1:A:104:VAL:HG23	1:A:368:VAL:HG21	1.93	0.50
1:A:438:GLY:HA3	1:A:460:ASN:CG	2.31	0.50
1:A:411:LYS:CB	1:A:432:SER:HB3	2.40	0.50
1:A:169:VAL:HG12	1:A:171:ASP:CG	2.32	0.50
1:A:255:VAL:HG12	1:A:286:ILE:HG23	1.92	0.50
1:B:195:VAL:HG13	1:B:196:PHE:N	2.26	0.50
1:B:366:LEU:HD23	1:B:413:ILE:HG23	1.93	0.50
1:A:440:VAL:HG22	1:A:458:VAL:HG12	1.93	0.50
1:A:349:VAL:HG13	1:A:349:VAL:O	2.11	0.50

*Continued on next page...*

*Continued from previous page...*

Atom-1	Atom-2	Distance(Å)	Clash(Å)
1:B:182:THR:HG22	1:B:182:THR:O	2.11	0.50
1:A:361:ALA:HB1	2:A:500:HOH:O	2.11	0.50
1:B:242:GLU:CD	1:B:344:ASP:HB2	2.30	0.50
1:B:84:LYS:HG3	1:B:114:ILE:HG21	1.93	0.50
1:A:432:SER:HA	2:A:503:HOH:O	2.10	0.50
1:A:99:LYS:HD2	1:A:102:ILE:HD12	1.92	0.50
1:A:105:ARG:CG	1:A:369:GLN:HA	2.40	0.50
1:B:357:LEU:N	1:B:358:PRO:CD	2.74	0.50
1:B:11:LEU:CD2	1:B:15:VAL:HG23	2.41	0.50
1:A:107:GLY:HA2	2:A:516:HOH:O	2.10	0.50
1:B:100:SER:HA	1:B:110:PHE:CD2	2.47	0.50
1:A:255:VAL:HB	1:A:284:LYS:HB3	1.93	0.50
1:B:59:PRO:HB2	1:B:62:LYS:HG2	1.93	0.50
1:B:11:LEU:O	1:B:11:LEU:HD23	2.12	0.50
1:B:162:GLN:CD	1:B:189:PRO:HB2	2.31	0.50
1:B:444:ALA:HB2	1:B:450:LEU:HB2	1.92	0.50
1:A:432:SER:HA	2:A:503:HOH:O	2.11	0.50
1:A:432:SER:O	1:A:434:ILE:N	2.44	0.50
1:B:104:VAL:HG22	1:B:110:PHE:CZ	2.46	0.50
1:B:319:PRO:O	1:B:320:ASN:C	2.50	0.50
1:A:8:LEU:CD2	1:A:9:PRO:HD3	2.41	0.50
1:A:174:VAL:HG21	1:A:179:LYS:HD2	1.93	0.50
1:A:44:ILE:HD11	1:A:274:GLN:HE21	1.76	0.50
1:A:114:ILE:HG13	2:A:592:HOH:O	2.12	0.50
1:B:14:ALA:HB3	1:B:175:PRO:HG2	1.94	0.50
1:B:322:LYS:HG3	1:B:323:GLU:N	2.27	0.50
1:B:84:LYS:HA	1:B:219:ALA:O	2.11	0.50
1:A:444:ALA:HB2	1:A:450:LEU:HD12	1.94	0.50
1:B:272:ILE:HB	1:B:283:PHE:CE2	2.47	0.50
1:B:197:PRO:HA	1:B:308:VAL:HG11	1.93	0.50
1:A:220:ASN:HB3	2:A:625:HOH:O	2.11	0.50
1:A:256:LYS:HG2	1:A:284:LYS:NZ	2.26	0.50
1:A:86:ASN:C	1:A:88:GLY:H	2.15	0.50
1:A:382:ARG:O	2:A:590:HOH:O	2.18	0.50
1:A:205:LEU:CD1	1:A:301:LEU:HB3	2.42	0.50
1:A:307:LEU:HD11	1:A:342:PHE:O	2.12	0.50
1:B:53:THR:C	1:B:55:GLU:H	2.15	0.50
1:A:399:GLU:HB3	1:A:409:ARG:CZ	2.42	0.50
1:B:355:ARG:NH2	2:B:636:HOH:O	2.45	0.50
1:A:44:ILE:HD13	1:A:274:GLN:HG2	1.92	0.50
1:A:80:LEU:HD11	1:A:217:PHE:CB	2.41	0.50
1:B:259:THR:HG21	1:B:289:PHE:CD1	2.46	0.50

*Continued on next page...*

*Continued from previous page...*

Atom-1	Atom-2	Distance(Å)	Clash(Å)
1:B:261:ILE:HD13	1:B:270:LEU:HB2	1.93	0.50
1:A:459:GLU:O	1:A:460:ASN:C	2.49	0.50
1:B:70:VAL:HG12	1:B:70:VAL:O	2.11	0.50
1:A:318:ILE:HB	1:A:333:GLU:HG3	1.94	0.50
1:B:315:MET:HG2	1:B:338:ALA:HB3	1.94	0.50
1:B:105:ARG:O	1:B:106:ASP:HB2	2.11	0.50
1:B:286:ILE:HG12	2:B:656:HOH:O	2.11	0.50
1:A:245:MET:HE1	1:A:269:LEU:HD13	1.93	0.50
1:A:244:CYS:HA	1:A:347:ILE:O	2.10	0.50
1:B:145:LYS:HZ2	1:B:146:ILE:HG13	1.75	0.50
1:A:272:ILE:HG23	1:A:283:PHE:CE2	2.46	0.50
1:A:79:LYS:HD2	1:A:237:ILE:CD1	2.40	0.50
1:B:21:MET:O	1:B:26:LYS:HE3	2.11	0.50
1:A:382:ARG:CZ	1:A:386:ARG:HG2	2.41	0.50
1:A:111:LEU:HD11	1:A:133:LEU:HD11	1.94	0.50
1:B:425:SER:HA	2:B:476:HOH:O	2.10	0.50
1:B:382:ARG:HG3	1:B:382:ARG:HH11	1.77	0.50
1:B:105:ARG:HG3	1:B:106:ASP:N	2.27	0.50
1:A:384:LYS:C	1:A:386:ARG:H	2.14	0.50
1:A:247:VAL:HA	1:A:292:PHE:O	2.12	0.50
1:A:443:ALA:HB3	1:A:464:ASN:ND2	2.27	0.50
1:A:434:ILE:HD13	1:A:452:ILE:HG22	1.94	0.50
1:B:167:ARG:HD2	1:B:187:TRP:O	2.12	0.50
1:B:246:GLU:HA	1:B:349:VAL:HG13	1.93	0.50
1:B:153:SER:CB	1:B:155:VAL:HG12	2.40	0.50
1:B:105:ARG:HG3	1:B:375:LEU:HD22	1.93	0.50
1:A:61:GLU:CD	1:A:61:GLU:H	2.14	0.50
1:A:427:ASP:O	1:A:449:LYS:HA	2.12	0.50
1:B:410:PHE:O	1:B:411:LYS:C	2.49	0.50
1:B:263:TYR:O	2:B:597:HOH:O	2.20	0.50
1:A:299:VAL:HB	1:A:304:ILE:HD11	1.94	0.50
1:A:365:LEU:O	1:A:369:GLN:HB2	2.11	0.50
1:B:427:ASP:HB3	1:B:449:LYS:HA	1.94	0.50
1:A:109:THR:N	1:A:112:ASP:HB2	2.27	0.50
1:B:399:GLU:HB3	1:B:409:ARG:NE	2.27	0.50
1:A:384:LYS:HA	1:A:384:LYS:HE3	1.93	0.50
1:B:395:GLU:O	1:B:423:LYS:HA	2.12	0.50
1:B:270:LEU:HG	1:B:283:PHE:HE1	1.77	0.50
1:A:6:GLU:N	2:A:612:HOH:O	2.45	0.50
1:B:176:TRP:CD2	1:B:181:LYS:HG2	2.46	0.50
1:B:247:VAL:HA	1:B:293:ASN:HA	1.94	0.50
1:A:285:SER:C	1:A:287:GLU:H	2.14	0.50

*Continued on next page...*

*Continued from previous page...*

Atom-1	Atom-2	Distance(Å)	Clash(Å)
1:B:222:ASP:OD1	1:B:360:LYS:HE3	2.12	0.50
1:B:249:PRO:CD	1:B:351:VAL:O	2.59	0.50
1:B:32:LEU:HD11	1:B:317:ILE:HD12	1.94	0.50
1:B:79:LYS:HD3	1:B:214:GLU:CD	2.31	0.50
1:B:103:GLU:CD	1:B:107:GLY:HA2	2.32	0.50
1:B:305:LYS:O	1:B:309:GLU:HB2	2.12	0.50
1:B:148:GLU:HA	1:B:151:THR:HG23	1.92	0.50
1:B:153:SER:O	1:B:155:VAL:N	2.45	0.50
1:B:317:ILE:HD11	2:B:532:HOH:O	2.12	0.50
1:B:332:LEU:HD12	2:B:683:HOH:O	2.11	0.50
1:A:241:ASN:ND2	1:A:347:ILE:CG2	2.75	0.50
1:B:145:LYS:O	1:B:148:GLU:HB2	2.12	0.50
1:B:83:LEU:HD12	1:B:132:VAL:O	2.11	0.50
1:B:152:ASN:HD22	1:B:152:ASN:N	2.09	0.50
1:A:167:ARG:HB3	1:A:329:VAL:HB	1.93	0.50
1:B:150:TYR:C	1:B:152:ASN:H	2.15	0.50
1:B:267:VAL:HG11	1:B:346:ALA:HB3	1.94	0.50
1:A:340:ILE:O	1:A:340:ILE:HG12	2.12	0.50
1:A:111:LEU:O	1:A:115:VAL:HG23	2.12	0.50
1:B:392:PRO:HB3	1:B:419:LEU:O	2.11	0.50
1:A:57:VAL:HA	1:A:348:GLY:O	2.12	0.50
1:B:111:LEU:O	1:B:115:VAL:HG23	2.12	0.49
1:B:239:ASN:O	1:B:240:LYS:HB2	2.11	0.49
1:A:8:LEU:CD2	1:A:9:PRO:HD3	2.42	0.49
1:B:459:GLU:O	1:B:460:ASN:C	2.50	0.49
1:B:300:ASN:O	1:B:304:ILE:HG13	2.11	0.49
1:B:176:TRP:HB3	1:B:177:PRO:HD3	1.94	0.49
1:B:244:CYS:HB3	1:B:347:ILE:HG13	1.94	0.49
1:A:255:VAL:O	1:A:284:LYS:HA	2.12	0.49
1:A:247:VAL:HA	1:A:292:PHE:O	2.11	0.49
1:A:244:CYS:SG	1:A:347:ILE:HG13	2.52	0.49
1:A:121:LEU:HD11	1:A:228:VAL:HB	1.94	0.49
1:A:197:PRO:O	1:A:201:ASN:HB2	2.12	0.49
1:A:44:ILE:HG22	1:A:49:ILE:HD11	1.93	0.49
1:B:176:TRP:N	1:B:177:PRO:HD2	2.27	0.49
1:B:143:THR:HA	1:B:146:ILE:HD12	1.94	0.49
1:B:215:TYR:HA	1:B:299:VAL:O	2.11	0.49
1:A:287:GLU:OE2	1:A:287:GLU:HA	2.12	0.49
1:A:77:LEU:CD2	1:A:228:VAL:HG11	2.41	0.49
1:A:243:TYR:O	1:A:346:ALA:HA	2.11	0.49
1:B:398:PRO:HD2	2:B:484:HOH:O	2.11	0.49
1:A:370:SER:C	1:A:372:LEU:N	2.62	0.49

*Continued on next page...*

*Continued from previous page...*

Atom-1	Atom-2	Distance(Å)	Clash(Å)
1:B:73:THR:HG21	1:B:125:TYR:CZ	2.47	0.49
1:B:36:TYR:O	1:B:37:LEU:HD23	2.12	0.49
1:B:351:VAL:HB	1:B:352:PRO:HD2	1.93	0.49
1:B:246:GLU:HG2	1:B:349:VAL:CG1	2.43	0.49
1:B:56:ILE:HG12	2:B:611:HOH:O	2.13	0.49
1:A:92:THR:O	1:A:401:LYS:NZ	2.42	0.49
1:A:86:ASN:O	1:A:135:ASN:HA	2.11	0.49
1:B:375:LEU:N	1:B:375:LEU:HD12	2.27	0.49
1:A:171:ASP:CG	1:A:172:GLU:H	2.15	0.49
1:B:194:ASP:OD1	1:B:197:PRO:HG2	2.12	0.49
1:B:286:ILE:O	1:B:290:LYS:HG2	2.12	0.49
1:B:360:LYS:N	1:B:360:LYS:HD2	2.27	0.49
1:B:286:ILE:HG12	2:B:656:HOH:O	2.11	0.49
1:A:8:LEU:CD2	1:A:9:PRO:HD3	2.42	0.49
1:B:242:GLU:HA	1:B:300:ASN:HB2	1.94	0.49
1:A:439:LYS:C	1:A:439:LYS:HD2	2.32	0.49
1:A:372:LEU:HA	1:A:417:VAL:HG22	1.94	0.49
1:A:259:THR:N	1:A:270:LEU:O	2.43	0.49
1:A:459:GLU:O	1:A:460:ASN:C	2.49	0.49
1:A:266:LYS:HA	1:A:266:LYS:HE2	1.94	0.49
1:A:317:ILE:HG22	1:A:318:ILE:N	2.28	0.49
1:B:89:LEU:HB3	1:B:91:THR:HG23	1.94	0.49
1:B:77:LEU:CD1	1:B:230:LEU:HD11	2.42	0.49
1:A:169:VAL:HG11	1:A:172:GLU:HB2	1.94	0.49
1:A:167:ARG:HD3	1:A:329:VAL:HG21	1.94	0.49
1:A:147:VAL:HA	1:A:150:TYR:CD2	2.47	0.49
1:A:364:ASP:O	1:A:367:LEU:HB2	2.13	0.49
1:B:459:GLU:O	1:B:460:ASN:C	2.51	0.49
1:B:305:LYS:O	1:B:309:GLU:HB2	2.13	0.49
1:A:121:LEU:C	1:A:121:LEU:HD23	2.32	0.49
1:A:219:ALA:HB2	1:A:296:ASN:HA	1.94	0.49
1:A:113:LEU:O	1:A:117:GLN:HG3	2.12	0.49
1:A:137:PHE:HE1	1:A:184:LYS:HB2	1.77	0.49
1:B:76:LEU:HD23	1:B:237:ILE:CD1	2.21	0.49
1:A:278:GLU:CD	1:A:278:GLU:H	2.16	0.49
1:A:113:LEU:HD21	1:A:375:LEU:HD11	1.95	0.49
1:B:390:SER:OG	2:B:605:HOH:O	2.20	0.49
1:A:430:PHE:HB3	1:A:434:ILE:HD12	1.93	0.49
1:B:351:VAL:HB	1:B:352:PRO:CD	2.43	0.49
1:A:200:MET:HA	1:A:205:LEU:HB2	1.93	0.49
1:B:109:THR:O	1:B:112:ASP:N	2.44	0.49
1:B:87:GLY:HA2	1:B:135:ASN:HA	1.94	0.49

*Continued on next page...*

*Continued from previous page...*

Atom-1	Atom-2	Distance(Å)	Clash(Å)
1:B:103:GLU:HB2	2:B:542:HOH:O	2.12	0.49
1:B:21:MET:HA	1:B:25:GLU:OE1	2.13	0.49
1:B:316:GLU:OE1	2:B:520:HOH:O	2.20	0.49
1:A:314:LYS:HD2	1:A:315:MET:O	2.13	0.49
1:A:22:SER:O	1:A:26:LYS:HG3	2.13	0.49
1:A:32:LEU:HG	1:A:317:ILE:HD11	1.93	0.49
1:A:36:TYR:HE1	1:A:319:PRO:HG3	1.78	0.49
1:B:81:VAL:HA	1:B:130:PRO:HD2	1.95	0.49
1:A:246:GLU:HB2	1:A:296:ASN:HB2	1.94	0.49
1:B:358:PRO:HB2	1:B:360:LYS:CD	2.42	0.49
1:B:142:ASP:HA	1:B:145:LYS:HE3	1.95	0.49
1:B:150:TYR:HE2	2:B:554:HOH:O	1.96	0.49
1:A:8:LEU:HG	1:A:9:PRO:HD3	1.92	0.49
1:B:193:GLY:HA2	1:B:336:ALA:HA	1.95	0.49
1:B:196:PHE:O	1:B:197:PRO:C	2.51	0.49
1:B:113:LEU:HD22	1:B:375:LEU:HD21	1.95	0.49
1:B:104:VAL:HG22	1:B:110:PHE:CZ	2.47	0.49
1:A:8:LEU:CG	1:A:9:PRO:HD3	2.42	0.49
1:B:346:ALA:C	1:B:347:ILE:HG23	2.33	0.49
1:B:247:VAL:CB	1:B:291:ILE:HD13	2.42	0.49
1:A:437:LYS:HB2	1:A:459:GLU:HG3	1.93	0.49
1:B:48:LYS:HZ2	1:B:48:LYS:HB3	1.77	0.49
1:B:203:GLY:O	1:B:207:THR:OG1	2.19	0.49
1:A:269:LEU:CD2	1:A:271:GLU:OE2	2.60	0.49
1:A:386:ARG:CZ	1:A:388:ASN:HB3	2.42	0.49
1:A:433:SER:CB	1:A:455:ARG:HG2	2.43	0.49
1:B:73:THR:HG21	1:B:125:TYR:CE1	2.48	0.49
1:B:211:GLN:OE1	2:B:630:HOH:O	2.19	0.49
1:B:14:ALA:CA	2:B:580:HOH:O	2.57	0.49
1:B:243:TYR:CD2	1:B:340:ILE:HD12	2.48	0.49
1:A:245:MET:O	1:A:348:GLY:HA2	2.12	0.49
1:B:248:THR:O	1:B:291:ILE:HA	2.12	0.49
1:B:242:GLU:CG	1:B:344:ASP:H	2.26	0.49
1:A:118:ILE:CD1	1:A:131:LEU:HB2	2.43	0.49
1:A:469:LEU:HD11	2:A:627:HOH:O	2.13	0.49
1:A:246:GLU:OE1	1:A:355:ARG:NH1	2.46	0.49
1:B:98:PRO:HD2	1:B:101:VAL:HG22	1.95	0.49
1:A:384:LYS:HB3	1:A:384:LYS:NZ	2.27	0.49
1:A:142:ASP:O	1:A:145:LYS:HG2	2.13	0.49
1:B:115:VAL:CG1	1:B:150:TYR:CD1	2.96	0.49
1:B:142:ASP:HA	1:B:145:LYS:HE3	1.93	0.49
1:B:259:THR:HG1	1:B:291:ILE:HD12	1.77	0.49

*Continued on next page...*

*Continued from previous page...*

Atom-1	Atom-2	Distance(Å)	Clash(Å)
1:A:434:ILE:N	2:A:503:HOH:O	2.44	0.49
1:B:403:VAL:HG12	1:B:404:ALA:N	2.27	0.49
1:B:354:SER:HB3	2:B:609:HOH:O	2.13	0.49
1:A:37:LEU:HD21	1:A:173:PHE:HE2	1.78	0.49
1:B:86:ASN:HB3	1:B:135:ASN:HB3	1.95	0.49
1:B:229:ASP:OD1	1:B:232:ILE:HG13	2.13	0.49
1:B:247:VAL:HG23	1:B:350:ASN:HA	1.95	0.49
1:A:123:ASN:CB	2:A:551:HOH:O	2.61	0.49
1:B:373:TYR:CD2	1:B:380:VAL:HG12	2.48	0.49
1:B:322:LYS:NZ	2:B:693:HOH:O	2.41	0.49
1:A:108:LEU:HA	1:A:112:ASP:OD2	2.12	0.49
1:B:115:VAL:CG1	1:B:155:VAL:HG11	2.43	0.49
1:A:461:LYS:NZ	1:A:468:ASP:HB3	2.28	0.49
1:A:261:ILE:HD12	1:A:261:ILE:O	2.13	0.49
1:B:216:VAL:HG13	1:B:299:VAL:HG22	1.94	0.49
1:B:247:VAL:O	1:B:351:VAL:HG22	2.12	0.49
1:A:414:PRO:HB2	1:A:436:LEU:CD1	2.43	0.49
1:A:181:LYS:HE3	1:A:185:GLU:CB	2.41	0.49
1:B:357:LEU:HD23	1:B:357:LEU:C	2.34	0.49
1:A:366:LEU:O	1:A:366:LEU:HD23	2.13	0.49
1:A:10:GLN:HB2	2:A:553:HOH:O	2.13	0.49
1:B:73:THR:HA	1:B:76:LEU:HD12	1.93	0.49
1:A:58:VAL:O	1:A:349:VAL:HG23	2.13	0.49
1:A:11:LEU:HD23	1:A:11:LEU:C	2.33	0.49
1:B:192:HIS:CE1	1:B:336:ALA:H	2.29	0.49
1:B:8:LEU:N	1:B:8:LEU:HD22	2.27	0.49
1:A:104:VAL:HG13	1:A:105:ARG:N	2.27	0.49
1:B:242:GLU:HG3	1:B:344:ASP:O	2.13	0.49
1:B:261:ILE:O	1:B:267:VAL:HA	2.12	0.49
1:A:118:ILE:CD1	1:A:131:LEU:HB2	2.43	0.49
1:B:255:VAL:HB	1:B:284:LYS:O	2.12	0.49
1:A:89:LEU:C	1:A:91:THR:N	2.66	0.49
1:A:225:GLY:O	1:A:227:ILE:N	2.46	0.49
1:A:243:TYR:OH	1:A:337:GLY:HA2	2.12	0.49
1:B:150:TYR:HE2	2:B:554:HOH:O	1.95	0.49
1:A:99:LYS:HZ2	1:A:102:ILE:HD12	1.78	0.49
1:B:343:PHE:N	1:B:343:PHE:CD2	2.80	0.49
1:A:363:SER:HB3	1:A:396:LEU:HG	1.95	0.49
1:A:80:LEU:O	1:A:129:VAL:HG13	2.13	0.49
1:B:359:VAL:HG13	1:B:364:ASP:HB2	1.95	0.49
1:B:181:LYS:CE	1:B:185:GLU:HB2	2.41	0.49
1:B:246:GLU:HA	1:B:349:VAL:CG1	2.43	0.48

*Continued on next page...*



*Continued from previous page...*

Atom-1	Atom-2	Distance(Å)	Clash(Å)
1:B:48:LYS:NZ	1:B:263:TYR:CZ	2.81	0.48
1:A:200:MET:CG	1:A:205:LEU:HD23	2.42	0.48
1:A:122:ASN:OD1	1:A:129:VAL:N	2.45	0.48
1:B:116:ILE:HG23	1:B:120:ASN:ND2	2.28	0.48
1:B:305:LYS:O	1:B:309:GLU:CB	2.61	0.48
1:B:111:LEU:O	1:B:114:ILE:HB	2.13	0.48
1:A:171:ASP:CG	1:A:172:GLU:N	2.66	0.48
1:B:417:VAL:HG12	2:B:496:HOH:O	2.12	0.48
1:B:206:ASP:CG	1:B:305:LYS:HZ2	2.16	0.48
1:B:372:LEU:CD2	1:B:372:LEU:O	2.61	0.48
1:B:132:VAL:HG13	1:B:158:HIS:HB2	1.94	0.48
1:A:425:SER:OG	1:A:443:ALA:HA	2.12	0.48
1:B:224:LEU:HB2	1:B:357:LEU:HD12	1.95	0.48
1:B:163:SER:HB3	1:B:165:TYR:CE1	2.49	0.48
1:A:113:LEU:HD13	1:A:380:VAL:HG23	1.94	0.48
1:B:137:PHE:CE1	1:B:184:LYS:HD2	2.49	0.48
1:A:124:LYS:HE3	1:A:125:TYR:OH	2.12	0.48
1:A:429:TRP:HB2	1:A:451:GLU:CD	2.33	0.48
1:A:57:VAL:HA	1:A:348:GLY:O	2.12	0.48
1:B:108:LEU:HD22	1:B:112:ASP:HB3	1.95	0.48
1:B:176:TRP:CD2	1:B:181:LYS:HG2	2.47	0.48
1:A:8:LEU:H	1:A:9:PRO:HD2	1.75	0.48
1:A:411:LYS:HB2	1:A:431:GLY:C	2.34	0.48
1:B:280:VAL:HG12	1:B:281:ASN:N	2.27	0.48
1:A:278:GLU:H	1:A:278:GLU:CD	2.16	0.48
1:A:204:LYS:O	1:A:208:PHE:CD2	2.66	0.48
1:B:249:PRO:HB2	2:B:533:HOH:O	2.12	0.48
1:B:250:LYS:CE	1:B:292:PHE:HB3	2.42	0.48
1:A:409:ARG:NH1	1:A:428:VAL:O	2.43	0.48
1:B:122:ASN:HA	1:B:127:CYS:O	2.13	0.48
1:B:83:LEU:O	1:B:83:LEU:HD23	2.13	0.48
1:B:110:PHE:CD1	1:B:222:ASP:HA	2.48	0.48
1:B:21:MET:HA	1:B:25:GLU:OE1	2.13	0.48
1:B:382:ARG:NH1	1:B:389:PRO:HA	2.28	0.48
1:B:382:ARG:NH2	1:B:391:ASN:OD1	2.38	0.48
1:A:27:SER:O	1:A:30:ILE:CB	2.59	0.48
1:A:247:VAL:CB	1:A:291:ILE:HD13	2.42	0.48
1:A:117:GLN:HG2	1:A:378:GLY:O	2.13	0.48
1:B:346:ALA:O	1:B:347:ILE:CG2	2.61	0.48
1:B:176:TRP:O	1:B:179:LYS:N	2.35	0.48
1:A:89:LEU:HA	1:A:98:PRO:HA	1.94	0.48
1:B:305:LYS:HE2	1:B:309:GLU:OE1	2.12	0.48

*Continued on next page...*



*Continued from previous page...*

Atom-1	Atom-2	Distance(Å)	Clash(Å)
1:A:119:GLU:CG	1:A:154:ASN:H	2.22	0.48
1:B:22:SER:O	1:B:26:LYS:HG3	2.13	0.48
1:B:322:LYS:NZ	2:B:694:HOH:O	2.43	0.48
1:A:379:PHE:HB2	2:A:598:HOH:O	2.12	0.48
1:A:364:ASP:O	1:A:367:LEU:HB2	2.14	0.48
1:B:140:HIS:CG	1:B:161:ASN:HB2	2.48	0.48
1:A:12:LYS:HG2	1:A:16:ASP:OD2	2.12	0.48
1:A:359:VAL:O	1:A:360:LYS:HD2	2.13	0.48
1:B:242:GLU:OE1	1:B:343:PHE:HA	2.14	0.48
1:B:96:THR:HG22	1:B:97:GLY:N	2.27	0.48
1:A:436:LEU:HD23	1:A:458:VAL:HB	1.94	0.48
1:B:268:GLN:HE22	1:B:341:ARG:HD2	1.78	0.48
1:B:436:LEU:HD23	1:B:458:VAL:HB	1.94	0.48
1:A:102:ILE:HB	1:A:110:PHE:HE2	1.78	0.48
1:B:116:ILE:HG22	1:B:120:ASN:ND2	2.29	0.48
1:B:15:VAL:HB	1:B:30:ILE:HD11	1.96	0.48
1:A:116:ILE:CG2	1:A:378:GLY:HA3	2.42	0.48
1:A:429:TRP:HB2	1:A:451:GLU:HG2	1.96	0.48
1:B:296:ASN:C	1:B:297:LEU:HG	2.33	0.48
1:B:305:LYS:HG2	1:B:305:LYS:O	2.13	0.48
1:B:66:VAL:HG22	1:B:234:LYS:CD	2.44	0.48
1:A:108:LEU:HD12	1:A:375:LEU:CD2	2.43	0.48
1:B:105:ARG:NH2	1:B:373:TYR:O	2.46	0.48
1:B:176:TRP:CD2	1:B:181:LYS:HG2	2.48	0.48
1:A:322:LYS:O	1:A:329:VAL:HG22	2.14	0.48
1:B:267:VAL:O	1:B:341:ARG:CA	2.61	0.48
1:B:49:ILE:HD13	1:B:270:LEU:HD22	1.96	0.48
1:A:121:LEU:HD11	1:A:228:VAL:HG21	1.95	0.48
1:A:29:PHE:O	1:A:32:LEU:N	2.38	0.48
1:A:20:GLU:HA	1:A:20:GLU:OE2	2.13	0.48
1:A:239:ASN:O	1:A:345:ASN:ND2	2.47	0.48
1:B:184:LYS:O	1:B:185:GLU:OE2	2.31	0.48
1:B:66:VAL:HG13	1:B:72:GLU:CD	2.33	0.48
1:B:175:PRO:O	1:B:176:TRP:C	2.50	0.48
1:A:87:GLY:HA2	1:A:135:ASN:HA	1.95	0.48
1:A:167:ARG:NH2	1:A:331:GLN:OE1	2.42	0.48
1:A:209:LEU:C	1:A:211:GLN:H	2.16	0.48
1:A:291:ILE:O	1:A:291:ILE:HD12	2.12	0.48
1:B:21:MET:HG2	2:B:571:HOH:O	2.14	0.48
1:A:122:ASN:OD1	1:A:129:VAL:N	2.40	0.48
1:A:455:ARG:HB3	1:A:455:ARG:CZ	2.43	0.48
1:A:267:VAL:HG13	1:A:346:ALA:HB3	1.94	0.48

*Continued on next page...*

*Continued from previous page...*

Atom-1	Atom-2	Distance(Å)	Clash(Å)
1:A:31:SER:O	1:A:35:ARG:HG2	2.14	0.48
1:A:371:ASP:OD1	1:A:417:VAL:N	2.46	0.48
1:B:218:VAL:O	1:B:297:LEU:N	2.42	0.48
1:B:411:LYS:HB3	1:B:432:SER:HB3	1.96	0.48
1:B:252:LEU:C	1:B:252:LEU:HD23	2.33	0.48
1:B:322:LYS:HB3	1:B:329:VAL:HG23	1.94	0.48
1:B:131:LEU:HD12	1:B:132:VAL:N	2.28	0.48
1:A:12:LYS:HA	1:A:30:ILE:HD11	1.96	0.48
1:A:415:SER:OG	1:A:435:VAL:HG22	2.14	0.48
1:A:366:LEU:HD11	1:A:422:LEU:HD23	1.94	0.48
1:A:393:SER:O	2:A:635:HOH:O	2.20	0.48
1:B:241:ASN:ND2	1:B:347:ILE:HG21	2.28	0.48
1:B:412:SER:OG	1:B:433:SER:N	2.43	0.48
1:A:461:LYS:NZ	1:A:468:ASP:HB3	2.28	0.48
1:B:391:ASN:HB3	1:B:392:PRO:HD2	1.96	0.48
1:A:90:GLY:O	1:A:95:CYS:HB2	2.13	0.48
1:B:175:PRO:O	1:B:178:SER:HB2	2.13	0.48
1:A:87:GLY:HA2	1:A:136:SER:N	2.28	0.48
1:B:22:SER:OG	1:B:24:SER:HB2	2.13	0.48
1:B:359:VAL:HG13	1:B:364:ASP:CB	2.43	0.48
1:B:334:THR:HA	2:B:492:HOH:O	2.14	0.48
1:B:261:ILE:HD12	1:B:262:SER:O	2.13	0.48
1:B:136:SER:HA	1:B:161:ASN:OD1	2.14	0.48
1:A:207:THR:HG22	1:A:211:GLN:CD	2.33	0.48
1:B:300:ASN:HB3	1:B:303:ALA:HB3	1.95	0.48
1:B:66:VAL:HG22	1:B:234:LYS:HD2	1.95	0.48
1:B:80:LEU:HD11	1:B:217:PHE:HB2	1.94	0.48
1:A:73:THR:HG23	1:A:230:LEU:HD12	1.94	0.48
1:B:411:LYS:HB3	1:B:431:GLY:C	2.34	0.48
1:A:165:TYR:O	1:A:187:TRP:HB3	2.13	0.48
1:A:81:VAL:HG22	1:A:216:VAL:HG23	1.96	0.48
1:A:315:MET:SD	1:A:339:ALA:HB2	2.54	0.48
1:B:110:PHE:CE1	1:B:359:VAL:HG21	2.48	0.48
1:B:56:ILE:O	1:B:347:ILE:HB	2.13	0.48
1:B:92:THR:C	1:B:94:GLY:H	2.16	0.48
1:B:128:LYS:HD2	2:B:669:HOH:O	2.12	0.48
1:A:104:VAL:HG11	1:A:113:LEU:HD12	1.94	0.48
1:A:403:VAL:O	1:A:407:LEU:HG	2.13	0.48
1:A:121:LEU:HD23	1:A:121:LEU:O	2.14	0.48
1:A:384:LYS:O	1:A:384:LYS:HE3	2.12	0.48
1:B:346:ALA:C	1:B:347:ILE:CG2	2.82	0.48
1:B:322:LYS:HB3	1:B:329:VAL:CG2	2.44	0.48

*Continued on next page...*

*Continued from previous page...*

Atom-1	Atom-2	Distance(Å)	Clash(Å)
1:A:135:ASN:HD21	1:A:143:THR:HG21	1.78	0.48
1:A:195:VAL:CG1	1:A:196:PHE:N	2.64	0.48
1:B:70:VAL:HG13	1:B:125:TYR:CD1	2.45	0.48
1:A:243:TYR:C	1:A:243:TYR:CD2	2.86	0.48
1:A:28:GLY:O	1:A:32:LEU:HD22	2.14	0.48
1:B:76:LEU:HD23	1:B:237:ILE:HD12	1.96	0.48
1:B:282:GLU:HB3	1:B:288:LYS:HG3	1.96	0.48
1:B:315:MET:HG3	1:B:338:ALA:O	2.13	0.48
1:A:110:PHE:O	1:A:114:ILE:HG13	2.14	0.48
1:A:363:SER:HB2	1:A:394:ILE:HG22	1.95	0.48
1:A:99:LYS:O	1:A:102:ILE:N	2.46	0.48
1:A:271:GLU:C	1:A:273:ALA:N	2.66	0.48
1:A:391:ASN:HB3	1:A:392:PRO:HD2	1.94	0.48
1:B:418:GLU:HB2	1:B:437:LYS:HG2	1.96	0.48
1:A:232:ILE:O	1:A:236:LEU:HG	2.14	0.48
1:B:310:ALA:O	1:B:311:ASP:O	2.31	0.48
1:B:93:MET:HE1	1:B:365:LEU:CD1	2.42	0.48
1:B:267:VAL:CG1	1:B:346:ALA:HB3	2.43	0.48
1:A:100:SER:C	1:A:102:ILE:N	2.66	0.48
1:A:366:LEU:HB2	1:A:406:PHE:HZ	1.79	0.48
1:A:444:ALA:HB1	1:A:448:VAL:O	2.13	0.48
1:B:9:PRO:O	1:B:11:LEU:N	2.47	0.48
1:B:188:TYR:HB2	1:B:189:PRO:HD2	1.96	0.48
1:B:192:HIS:CE1	1:B:336:ALA:H	2.30	0.48
1:B:372:LEU:HD22	1:B:373:TYR:CD1	2.49	0.48
1:A:173:PHE:HE1	1:A:330:LEU:HD12	1.77	0.48
1:B:379:PHE:HZ	2:B:522:HOH:O	1.97	0.48
1:B:107:GLY:HA2	2:B:481:HOH:O	2.14	0.48
1:A:405:THR:CG2	1:A:409:ARG:HE	2.27	0.48
1:B:70:VAL:O	1:B:73:THR:HB	2.14	0.48
1:B:137:PHE:N	2:B:507:HOH:O	2.47	0.48
1:A:411:LYS:CD	1:A:431:GLY:HA2	2.44	0.48
1:B:372:LEU:O	1:B:383:ASN:N	2.40	0.48
1:B:150:TYR:HD1	1:B:153:SER:OG	1.97	0.48
1:A:141:ASP:HB2	2:A:483:HOH:O	2.14	0.48
1:A:259:THR:HG22	1:A:283:PHE:CE1	2.49	0.48
1:B:11:LEU:HD21	1:B:175:PRO:HG3	1.96	0.48
1:A:363:SER:HB3	2:A:606:HOH:O	2.14	0.48
1:A:181:LYS:HE3	1:A:185:GLU:HB2	1.94	0.48
1:B:445:LYS:NZ	1:B:464:ASN:O	2.46	0.47
1:A:429:TRP:HB2	1:A:451:GLU:OE1	2.13	0.47
1:B:108:LEU:HD22	1:B:112:ASP:CB	2.44	0.47

*Continued on next page...*

*Continued from previous page...*

Atom-1	Atom-2	Distance(Å)	Clash(Å)
1:A:453:PRO:CG	1:A:456:ALA:HB2	2.40	0.47
1:A:412:SER:HB3	1:A:433:SER:H	1.79	0.47
1:A:365:LEU:O	1:A:369:GLN:HB2	2.13	0.47
1:B:73:THR:HG21	1:B:125:TYR:CZ	2.49	0.47
1:A:386:ARG:HE	1:A:388:ASN:HB3	1.77	0.47
1:B:409:ARG:HA	1:B:429:TRP:CE3	2.48	0.47
1:B:230:LEU:N	1:B:230:LEU:CD1	2.77	0.47
1:A:73:THR:HG21	1:A:125:TYR:CD1	2.49	0.47
1:A:69:ASP:O	1:A:72:GLU:HB3	2.14	0.47
1:A:324:VAL:HG12	1:A:325:ASP:OD2	2.13	0.47
1:A:420:ASP:OD2	1:A:438:GLY:HA2	2.13	0.47
1:B:287:GLU:OE2	2:B:579:HOH:O	2.20	0.47
1:B:15:VAL:HG13	1:B:18:LEU:HD12	1.96	0.47
1:B:434:ILE:HG22	1:B:435:VAL:N	2.29	0.47
1:B:11:LEU:HD12	1:B:173:PHE:CD2	2.49	0.47
1:A:132:VAL:O	1:A:132:VAL:HG13	2.14	0.47
1:A:176:TRP:CD2	1:A:181:LYS:HG2	2.50	0.47
1:A:45:GLU:OE1	1:A:45:GLU:HA	2.14	0.47
1:A:415:SER:HB3	1:A:435:VAL:HA	1.95	0.47
1:A:8:LEU:N	1:A:8:LEU:HD23	2.29	0.47
1:B:217:PHE:HA	1:B:297:LEU:O	2.14	0.47
1:A:32:LEU:HG	1:A:317:ILE:CD1	2.44	0.47
1:B:283:PHE:HA	1:B:289:PHE:CD2	2.49	0.47
1:B:227:ILE:HD13	2:B:535:HOH:O	2.14	0.47
1:A:411:LYS:HD2	1:A:431:GLY:HA2	1.95	0.47
1:A:384:LYS:NZ	2:A:559:HOH:O	2.38	0.47
1:B:370:SER:C	1:B:372:LEU:H	2.18	0.47
1:B:461:LYS:HE3	1:B:463:ILE:HG12	1.96	0.47
1:A:330:LEU:HD22	1:A:332:LEU:HD12	1.96	0.47
1:A:372:LEU:CD1	1:A:386:ARG:HD3	2.44	0.47
1:A:411:LYS:HB3	1:A:432:SER:HB3	1.95	0.47
1:A:164:LYS:HE2	2:A:541:HOH:O	2.14	0.47
1:A:190:PRO:HG2	1:A:194:ASP:CB	2.44	0.47
1:A:372:LEU:HD23	1:A:373:TYR:CE2	2.49	0.47
1:A:176:TRP:N	1:A:177:PRO:CD	2.77	0.47
1:A:127:CYS:HB2	2:A:646:HOH:O	2.14	0.47
1:A:114:ILE:HG22	1:A:131:LEU:HD22	1.96	0.47
1:B:14:ALA:HA	2:B:581:HOH:O	2.13	0.47
1:B:66:VAL:HG13	1:B:72:GLU:CG	2.45	0.47
1:B:437:LYS:CB	1:B:459:GLU:HG3	2.44	0.47
1:B:193:GLY:HA2	1:B:336:ALA:CA	2.44	0.47
1:A:246:GLU:HB2	1:A:294:THR:OG1	2.15	0.47

*Continued on next page...*

*Continued from previous page...*

Atom-1	Atom-2	Distance(Å)	Clash(Å)
1:A:330:LEU:HD22	1:A:332:LEU:CD1	2.44	0.47
1:A:465:GLY:HA3	2:A:590:HOH:O	2.14	0.47
1:A:66:VAL:HG11	1:A:230:LEU:HB3	1.97	0.47
1:A:28:GLY:C	1:A:30:ILE:N	2.67	0.47
1:A:255:VAL:HG23	1:A:256:LYS:H	1.80	0.47
1:B:259:THR:HG21	1:B:289:PHE:CD1	2.50	0.47
1:B:37:LEU:HD21	1:B:173:PHE:CZ	2.48	0.47
1:A:76:LEU:HD11	1:A:234:LYS:HB2	1.96	0.47
1:A:190:PRO:HB2	2:A:475:HOH:O	2.14	0.47
1:A:455:ARG:NH1	1:A:455:ARG:HB3	2.29	0.47
1:A:224:LEU:HB2	1:A:357:LEU:HB3	1.95	0.47
1:A:46:TRP:HA	1:A:49:ILE:CD1	2.44	0.47
1:A:391:ASN:HB2	2:A:556:HOH:O	2.14	0.47
1:B:159:THR:HG22	2:B:483:HOH:O	2.14	0.47
1:A:434:ILE:HG22	1:A:435:VAL:N	2.29	0.47
1:A:402:LYS:O	1:A:404:ALA:N	2.47	0.47
1:A:142:ASP:O	1:A:146:ILE:HG12	2.15	0.47
1:A:85:LEU:HB2	1:A:220:ASN:HA	1.97	0.47
1:A:8:LEU:H	1:A:9:PRO:CD	2.26	0.47
1:A:319:PRO:HA	1:A:332:LEU:CD1	2.27	0.47
1:B:164:LYS:O	1:B:165:TYR:HD1	1.98	0.47
1:B:453:PRO:HG2	1:B:456:ALA:HB2	1.96	0.47
1:A:409:ARG:O	1:A:430:PHE:HB2	2.14	0.47
1:B:136:SER:O	1:B:140:HIS:HB2	2.15	0.47
1:B:396:LEU:HB3	1:B:400:PHE:CD2	2.49	0.47
1:B:150:TYR:CD2	2:B:653:HOH:O	2.41	0.47
1:B:96:THR:CG2	1:B:97:GLY:H	2.25	0.47
1:A:445:LYS:N	2:A:563:HOH:O	2.47	0.47
1:B:163:SER:HB3	1:B:165:TYR:CE1	2.49	0.47
1:A:367:LEU:HD22	1:A:372:LEU:HD23	1.97	0.47
1:A:256:LYS:HG3	1:A:284:LYS:HD3	1.96	0.47
1:B:165:TYR:CE2	1:B:190:PRO:HG3	2.49	0.47
1:A:353:ARG:CB	2:A:580:HOH:O	2.57	0.47
1:B:35:ARG:NH2	1:B:314:LYS:NZ	2.62	0.47
1:A:119:GLU:HG3	1:A:154:ASN:HB3	1.95	0.47
1:B:28:GLY:O	1:B:32:LEU:HB2	2.13	0.47
1:B:243:TYR:CE2	1:B:340:ILE:HB	2.50	0.47
1:A:121:LEU:HD23	1:A:121:LEU:O	2.14	0.47
1:A:61:GLU:H	1:A:61:GLU:CD	2.17	0.47
1:B:246:GLU:HA	1:B:349:VAL:CG1	2.44	0.47
1:B:63:MET:HE3	1:B:349:VAL:HG23	1.97	0.47
1:A:258:GLY:CA	1:A:271:GLU:OE1	2.62	0.47

*Continued on next page...*

*Continued from previous page...*

Atom-1	Atom-2	Distance(Å)	Clash(Å)
1:A:456:ALA:O	1:A:457:VAL:CG2	2.63	0.47
1:B:394:ILE:HG23	1:B:422:LEU:HD23	1.96	0.47
1:B:48:LYS:NZ	1:B:263:TYR:CZ	2.82	0.47
1:B:382:ARG:NH1	1:B:382:ARG:HG3	2.29	0.47
1:B:115:VAL:HG11	1:B:150:TYR:CD1	2.49	0.47
1:B:152:ASN:ND2	1:B:152:ASN:N	2.62	0.47
1:B:467:GLU:HG3	1:B:468:ASP:N	2.27	0.47
1:B:371:ASP:OD1	1:B:415:SER:HA	2.14	0.47
1:A:79:LYS:HA	1:A:213:LYS:HA	1.97	0.47
1:B:293:ASN:HB3	2:B:691:HOH:O	2.14	0.47
1:B:315:MET:HB2	1:B:334:THR:HB	1.96	0.47
1:A:21:MET:SD	1:A:166:PRO:HD3	2.55	0.47
1:A:355:ARG:NH1	1:A:355:ARG:CG	2.60	0.47
1:A:278:GLU:CD	1:A:278:GLU:N	2.68	0.47
1:A:181:LYS:HE3	1:A:185:GLU:HB2	1.96	0.47
1:B:105:ARG:NH2	1:B:370:SER:O	2.46	0.47
1:B:165:TYR:HB3	1:B:166:PRO:HD2	1.95	0.47
1:A:418:GLU:O	1:A:438:GLY:N	2.48	0.47
1:B:131:LEU:O	1:B:157:ILE:HA	2.14	0.47
1:A:33:VAL:HG22	1:A:332:LEU:CD2	2.45	0.47
1:A:124:LYS:HE3	1:A:125:TYR:OH	2.15	0.47
1:A:461:LYS:HE3	1:A:463:ILE:CG1	2.44	0.47
1:A:166:PRO:HB3	1:A:177:PRO:HG2	1.97	0.47
1:A:142:ASP:O	1:A:145:LYS:HG2	2.14	0.47
1:A:11:LEU:CD1	1:A:33:VAL:HG11	2.38	0.47
1:A:365:LEU:HB3	1:A:369:GLN:HE22	1.80	0.47
1:A:247:VAL:HG12	1:A:293:ASN:HA	1.96	0.47
1:B:137:PHE:HE2	1:B:188:TYR:C	2.18	0.47
1:B:351:VAL:HB	1:B:352:PRO:HD2	1.96	0.47
1:A:122:ASN:HA	1:A:127:CYS:SG	2.54	0.47
1:B:213:LYS:NZ	2:B:480:HOH:O	2.33	0.47
1:A:105:ARG:O	1:A:106:ASP:HB2	2.15	0.47
1:B:268:GLN:HG3	2:B:472:HOH:O	2.15	0.47
1:A:280:VAL:HG12	1:A:284:LYS:NZ	2.29	0.47
1:A:100:SER:O	1:A:102:ILE:N	2.47	0.47
1:B:366:LEU:HD13	1:B:394:ILE:HD13	1.97	0.47
1:A:78:ASP:HA	2:A:647:HOH:O	2.14	0.47
1:B:246:GLU:HB2	1:B:296:ASN:HB2	1.97	0.47
1:B:322:LYS:NZ	2:B:694:HOH:O	2.46	0.47
1:A:84:LYS:HG2	1:A:131:LEU:HD11	1.96	0.47
1:B:182:THR:HG23	1:B:187:TRP:CZ2	2.44	0.47
1:B:397:GLY:N	1:B:424:VAL:O	2.48	0.47

*Continued on next page...*

*Continued from previous page...*

Atom-1	Atom-2	Distance(Å)	Clash(Å)
1:B:445:LYS:HG3	2:B:564:HOH:O	2.15	0.47
1:B:247:VAL:HA	1:B:292:PHE:O	2.15	0.47
1:A:314:LYS:CD	1:A:317:ILE:HD11	2.44	0.47
1:B:176:TRP:HB3	1:B:177:PRO:HD3	1.97	0.47
1:A:51:THR:HG23	1:A:52:PRO:HD2	1.97	0.47
1:B:366:LEU:HD23	1:B:366:LEU:O	2.15	0.47
1:B:336:ALA:O	1:B:338:ALA:N	2.47	0.47
1:A:372:LEU:CD2	1:A:392:PRO:HD2	2.41	0.47
1:A:241:ASN:ND2	1:A:345:ASN:HD22	2.12	0.47
1:B:135:ASN:HD22	1:B:135:ASN:C	2.18	0.47
1:B:227:ILE:HB	2:B:508:HOH:O	2.14	0.47
1:A:319:PRO:HA	1:A:332:LEU:HD12	1.97	0.47
1:B:128:LYS:HD2	2:B:670:HOH:O	2.15	0.47
1:B:249:PRO:HA	1:B:290:LYS:O	2.15	0.47
1:A:461:LYS:CE	1:A:468:ASP:HB3	2.45	0.47
1:B:255:VAL:HG13	1:B:284:LYS:O	2.15	0.47
1:B:463:ILE:HG22	1:B:465:GLY:H	1.80	0.47
1:A:19:THR:HG23	2:A:630:HOH:O	2.14	0.47
1:B:89:LEU:CB	1:B:91:THR:HG23	2.45	0.47
1:A:250:LYS:HD2	1:A:289:PHE:O	2.15	0.47
1:A:363:SER:N	2:A:491:HOH:O	2.46	0.47
1:B:59:PRO:HA	1:B:350:ASN:CB	2.45	0.47
1:A:371:ASP:OD2	1:A:417:VAL:HG23	2.15	0.47
1:A:46:TRP:CD1	2:A:649:HOH:O	2.65	0.47
1:B:403:VAL:O	1:B:407:LEU:HG	2.14	0.47
1:A:15:VAL:HA	1:A:18:LEU:HG	1.96	0.47
1:A:268:GLN:NE2	1:A:341:ARG:CD	2.78	0.47
1:B:459:GLU:O	1:B:460:ASN:O	2.33	0.47
1:A:195:VAL:HG13	1:A:196:PHE:N	2.30	0.47
1:A:115:VAL:HG22	1:A:157:ILE:HD11	1.97	0.47
1:A:270:LEU:HG	1:A:283:PHE:HE1	1.78	0.47
1:A:439:LYS:C	1:A:439:LYS:HD2	2.35	0.47
1:B:100:SER:CB	1:B:111:LEU:HG	2.45	0.47
1:A:314:LYS:HD2	1:A:314:LYS:HA	1.68	0.47
1:B:74:LYS:HG2	1:B:125:TYR:HB3	1.97	0.47
1:A:417:VAL:HG12	1:A:418:GLU:HG3	1.96	0.47
1:A:445:LYS:HD2	2:A:588:HOH:O	2.14	0.47
1:B:439:LYS:O	1:B:460:ASN:HA	2.15	0.47
1:A:142:ASP:OD1	1:A:145:LYS:HE3	2.14	0.47
1:B:154:ASN:CG	1:B:154:ASN:O	2.51	0.47
1:A:424:VAL:HG22	1:A:442:VAL:O	2.15	0.47
1:B:356:PHE:CZ	1:B:358:PRO:HG3	2.50	0.47

*Continued on next page...*



*Continued from previous page...*

Atom-1	Atom-2	Distance(Å)	Clash(Å)
1:A:56:ILE:HD11	2:A:586:HOH:O	2.15	0.47
1:B:56:ILE:HG23	1:B:267:VAL:HB	1.97	0.46
1:B:89:LEU:HG	2:B:661:HOH:O	2.15	0.46
1:B:346:ALA:O	1:B:347:ILE:HG22	2.15	0.46
1:B:175:PRO:O	1:B:178:SER:N	2.48	0.46
1:B:160:PHE:HB2	1:B:202:SER:CB	2.45	0.46
1:A:226:ALA:HA	1:A:296:ASN:HD21	1.80	0.46
1:B:312:ALA:O	1:B:314:LYS:N	2.48	0.46
1:A:429:TRP:CD1	1:A:449:LYS:HG3	2.50	0.46
1:B:66:VAL:CG1	2:B:502:HOH:O	2.59	0.46
1:A:266:LYS:N	1:A:266:LYS:HD2	2.30	0.46
1:B:263:TYR:CD2	1:B:264:GLU:HG3	2.50	0.46
1:B:260:LEU:HD22	1:B:267:VAL:CG2	2.45	0.46
1:A:268:GLN:HG2	1:A:341:ARG:CB	2.45	0.46
1:A:49:ILE:HG12	1:A:261:ILE:CD1	2.42	0.46
1:A:370:SER:OG	1:A:372:LEU:HB3	2.15	0.46
1:B:360:LYS:HB2	1:B:364:ASP:OD2	2.15	0.46
1:A:176:TRP:HB3	1:A:177:PRO:HD3	1.95	0.46
1:B:255:VAL:HG22	1:B:286:ILE:HG23	1.97	0.46
1:A:83:LEU:HA	1:A:132:VAL:HG13	1.96	0.46
1:A:439:LYS:HD2	1:A:439:LYS:C	2.35	0.46
1:A:422:LEU:HG	1:A:424:VAL:HG23	1.96	0.46
1:A:379:PHE:HB2	2:A:598:HOH:O	2.14	0.46
1:B:424:VAL:HA	1:B:442:VAL:O	2.14	0.46
1:A:432:SER:C	1:A:434:ILE:N	2.68	0.46
1:A:432:SER:O	1:A:433:SER:C	2.54	0.46
1:A:205:LEU:HD11	1:A:301:LEU:HB3	1.96	0.46
1:B:134:MET:HE3	1:B:162:GLN:NE2	2.30	0.46
1:B:227:ILE:O	1:B:355:ARG:NH1	2.47	0.46
1:A:355:ARG:HH11	1:A:355:ARG:CG	2.20	0.46
1:B:32:LEU:CB	2:B:682:HOH:O	2.62	0.46
1:A:169:VAL:O	1:A:173:PHE:HA	2.15	0.46
1:A:363:SER:HB2	1:A:394:ILE:HG22	1.98	0.46
1:B:383:ASN:HA	2:B:645:HOH:O	2.14	0.46
1:A:167:ARG:HB2	1:A:186:GLY:O	2.16	0.46
1:B:146:ILE:HG22	1:B:149:LYS:HD2	1.94	0.46
1:A:366:LEU:HD11	1:A:422:LEU:CD2	2.45	0.46
1:B:80:LEU:HD11	1:B:298:TRP:CZ3	2.51	0.46
1:B:272:ILE:HD11	1:B:280:VAL:CG1	2.42	0.46
1:A:66:VAL:HA	1:A:234:LYS:HE2	1.96	0.46
1:B:246:GLU:HB2	1:B:296:ASN:HB2	1.97	0.46
1:B:235:HIS:CE1	1:B:239:ASN:ND2	2.84	0.46

*Continued on next page...*



*Continued from previous page...*

Atom-1	Atom-2	Distance(Å)	Clash(Å)
1:A:419:LEU:HA	1:A:437:LYS:HA	1.97	0.46
1:A:338:ALA:O	2:A:474:HOH:O	2.21	0.46
1:B:135:ASN:ND2	1:B:159:THR:HB	2.30	0.46
1:A:365:LEU:HA	1:A:368:VAL:HG22	1.96	0.46
1:B:359:VAL:HG11	1:B:365:LEU:HD21	1.98	0.46
1:A:366:LEU:HD22	1:A:394:ILE:CD1	2.45	0.46
1:B:296:ASN:O	1:B:297:LEU:HD23	2.15	0.46
1:B:81:VAL:HG21	1:B:208:PHE:CG	2.50	0.46
1:B:144:HIS:CA	1:B:147:VAL:HG22	2.46	0.46
1:A:467:GLU:HB2	2:A:589:HOH:O	2.15	0.46
1:B:169:VAL:HG12	1:B:171:ASP:CG	2.36	0.46
1:B:382:ARG:CD	2:B:705:HOH:O	2.46	0.46
1:A:442:VAL:HG21	1:A:452:ILE:HD11	1.97	0.46
1:B:56:ILE:CG1	2:B:611:HOH:O	2.63	0.46
1:A:241:ASN:HD22	1:A:347:ILE:HG23	1.79	0.46
1:A:105:ARG:HE	1:A:375:LEU:HB2	1.80	0.46
1:B:29:PHE:CD1	1:B:166:PRO:HD2	2.50	0.46
1:A:455:ARG:CZ	1:A:455:ARG:HB3	2.45	0.46
1:A:254:ASP:OD2	1:A:353:ARG:NH1	2.48	0.46
1:B:110:PHE:O	1:B:114:ILE:HG13	2.15	0.46
1:A:158:HIS:HB3	1:A:204:LYS:HE2	1.96	0.46
1:A:236:LEU:HB3	1:A:241:ASN:HB2	1.97	0.46
1:B:243:TYR:CE2	1:B:340:ILE:HB	2.51	0.46
1:A:280:VAL:HG12	1:A:284:LYS:HZ2	1.79	0.46
1:A:314:LYS:HD2	1:A:314:LYS:HA	1.80	0.46
1:A:115:VAL:HG21	1:A:150:TYR:CZ	2.51	0.46
1:A:423:LYS:HD3	1:A:441:THR:HG23	1.97	0.46
1:B:250:LYS:NZ	2:B:590:HOH:O	2.35	0.46
1:B:454:ASP:O	1:B:455:ARG:HB2	2.15	0.46
1:B:131:LEU:HG	1:B:133:LEU:HD21	1.98	0.46
1:B:85:LEU:HD13	1:B:192:HIS:HB2	1.98	0.46
1:A:165:TYR:HB3	1:A:166:PRO:HD2	1.98	0.46
1:A:256:LYS:HE2	1:A:272:ILE:CD1	2.43	0.46
1:B:450:LEU:HD21	1:B:463:ILE:HG22	1.97	0.46
1:A:370:SER:O	1:A:372:LEU:N	2.48	0.46
1:A:32:LEU:O	1:A:33:VAL:C	2.53	0.46
1:A:74:LYS:HD3	1:A:125:TYR:O	2.15	0.46
1:A:105:ARG:NH1	1:A:368:VAL:O	2.42	0.46
1:B:44:ILE:CD1	1:B:49:ILE:HD11	2.45	0.46
1:A:255:VAL:HG12	1:A:286:ILE:CG2	2.44	0.46
1:B:150:TYR:CD2	2:B:652:HOH:O	2.35	0.46
1:A:299:VAL:HG11	1:A:304:ILE:HD11	1.97	0.46

*Continued on next page...*

*Continued from previous page...*

Atom-1	Atom-2	Distance(Å)	Clash(Å)
1:B:379:PHE:HZ	2:B:522:HOH:O	1.99	0.46
1:B:270:LEU:HD21	1:B:275:VAL:HG22	1.97	0.46
1:A:431:GLY:H	1:A:434:ILE:HD11	1.80	0.46
1:A:21:MET:HB2	1:A:26:LYS:HG3	1.98	0.46
1:A:15:VAL:CG2	1:A:30:ILE:HD11	2.46	0.46
1:B:105:ARG:HG3	1:B:375:LEU:HD22	1.97	0.46
1:B:384:LYS:O	2:B:583:HOH:O	2.21	0.46
1:A:69:ASP:O	1:A:72:GLU:HB3	2.15	0.46
1:A:35:ARG:HG3	1:A:314:LYS:NZ	2.30	0.46
1:A:44:ILE:N	1:A:44:ILE:HD12	2.31	0.46
1:A:384:LYS:HE3	1:A:384:LYS:CA	2.45	0.46
1:A:134:MET:HG3	1:A:160:PHE:CZ	2.50	0.46
1:B:240:LYS:HG2	2:B:546:HOH:O	2.16	0.46
1:A:399:GLU:OE2	1:A:426:GLY:HA2	2.15	0.46
1:B:144:HIS:HA	1:B:147:VAL:CG2	2.46	0.46
1:A:200:MET:HG2	1:A:205:LEU:HD23	1.96	0.46
1:A:25:GLU:HG2	1:A:163:SER:HB3	1.98	0.46
1:A:322:LYS:O	1:A:328:LYS:HA	2.16	0.46
1:B:320:ASN:N	1:B:321:PRO:CD	2.78	0.46
1:B:135:ASN:HB3	1:B:139:THR:OG1	2.16	0.46
1:A:267:VAL:HG22	1:A:340:ILE:CD1	2.46	0.46
1:B:254:ASP:OD2	1:B:353:ARG:NH1	2.43	0.46
1:B:315:MET:CG	1:B:338:ALA:HB3	2.44	0.46
1:A:276:PRO:HB2	1:A:279:HIS:CD2	2.46	0.46
1:B:388:ASN:OD1	1:B:389:PRO:HD2	2.15	0.46
1:B:86:ASN:OD1	1:B:100:SER:HB3	2.16	0.46
1:A:99:LYS:HZ3	1:A:360:LYS:HA	1.80	0.46
1:A:136:SER:CB	1:A:162:GLN:NE2	2.73	0.46
1:B:146:ILE:HG23	1:B:149:LYS:HD2	1.97	0.46
1:A:104:VAL:CG1	1:A:105:ARG:H	2.28	0.46
1:A:384:LYS:HA	1:A:384:LYS:CE	2.46	0.46
1:B:412:SER:HG	1:B:433:SER:H	1.61	0.46
1:A:97:GLY:HA2	2:A:556:HOH:O	2.16	0.46
1:B:250:LYS:HE2	1:B:254:ASP:O	2.16	0.46
1:A:428:VAL:HG22	1:A:444:ALA:HB2	1.98	0.46
1:B:74:LYS:HG2	1:B:125:TYR:HB3	1.97	0.46
1:B:393:SER:HB2	1:B:421:SER:HB2	1.98	0.46
1:B:111:LEU:HD23	1:B:111:LEU:HA	1.79	0.46
1:B:330:LEU:HD22	1:B:332:LEU:HG	1.98	0.46
1:A:9:PRO:O	1:A:12:LYS:HB3	2.15	0.46
1:A:8:LEU:N	1:A:8:LEU:HD23	2.31	0.46
1:A:421:SER:OG	1:A:439:LYS:HG2	2.16	0.46

*Continued on next page...*

*Continued from previous page...*

Atom-1	Atom-2	Distance(Å)	Clash(Å)
1:A:32:LEU:HD22	1:A:165:TYR:HE2	1.81	0.46
1:A:81:VAL:CA	1:A:130:PRO:HG2	2.33	0.46
1:B:359:VAL:C	1:B:360:LYS:HD2	2.36	0.46
1:B:250:LYS:CG	1:B:292:PHE:HD2	2.29	0.46
1:B:150:TYR:C	1:B:152:ASN:H	2.18	0.46
1:B:320:ASN:HD22	1:B:333:GLU:CD	2.18	0.46
1:A:160:PHE:CE1	1:A:198:ALA:HB1	2.50	0.46
1:B:113:LEU:HD22	1:B:378:GLY:O	2.16	0.46
1:B:117:GLN:NE2	1:B:378:GLY:O	2.42	0.46
1:A:99:LYS:C	1:A:99:LYS:HD3	2.36	0.46
1:A:197:PRO:HG2	1:A:198:ALA:H	1.80	0.46
1:A:113:LEU:HD13	1:A:380:VAL:CG2	2.46	0.46
1:B:216:VAL:HG22	1:B:217:PHE:N	2.31	0.46
1:B:84:LYS:HG3	1:B:114:ILE:HG21	1.98	0.46
1:B:80:LEU:HD13	1:B:233:LEU:HD22	1.98	0.46
1:B:371:ASP:OD1	1:B:416:ILE:N	2.46	0.46
1:A:300:ASN:ND2	2:A:558:HOH:O	2.48	0.46
1:A:45:GLU:HA	1:A:45:GLU:OE1	2.16	0.46
1:A:80:LEU:HA	1:A:215:TYR:O	2.15	0.46
1:B:48:LYS:HZ1	1:B:264:GLU:CG	2.28	0.46
1:A:73:THR:O	1:A:230:LEU:HD13	2.15	0.46
1:A:200:MET:CB	1:A:308:VAL:HG11	2.46	0.46
1:B:360:LYS:O	1:B:361:ALA:HB2	2.16	0.46
1:A:166:PRO:HB2	1:A:177:PRO:CD	2.41	0.46
1:A:166:PRO:HB3	1:A:177:PRO:HG2	1.96	0.46
1:B:236:LEU:CD2	1:B:244:CYS:HB2	2.46	0.46
1:B:21:MET:SD	1:B:166:PRO:HD3	2.56	0.46
1:B:78:ASP:O	1:B:213:LYS:HD3	2.15	0.46
1:B:45:GLU:N	1:B:263:TYR:OH	2.49	0.46
1:A:359:VAL:HA	1:A:364:ASP:HB2	1.97	0.46
1:B:115:VAL:HG22	1:B:131:LEU:CD2	2.46	0.46
1:B:80:LEU:HG	1:B:81:VAL:O	2.16	0.46
1:B:14:ALA:HB1	1:B:178:SER:CB	2.46	0.46
1:B:233:LEU:CA	1:B:236:LEU:HG	2.46	0.46
1:A:15:VAL:HG21	1:A:30:ILE:HD11	1.98	0.46
1:B:272:ILE:O	1:B:272:ILE:CG1	2.63	0.46
1:A:89:LEU:CD1	1:A:138:ASN:HB3	2.46	0.46
1:B:82:VAL:HG13	2:B:473:HOH:O	2.14	0.46
1:A:235:HIS:CE1	1:A:239:ASN:ND2	2.83	0.46
1:A:142:ASP:O	1:A:145:LYS:HG3	2.16	0.46
1:B:317:ILE:O	1:B:319:PRO:HD3	2.15	0.45
1:B:32:LEU:HB3	2:B:683:HOH:O	2.15	0.45

*Continued on next page...*

*Continued from previous page...*

Atom-1	Atom-2	Distance(Å)	Clash(Å)
1:A:200:MET:C	1:A:200:MET:SD	2.95	0.45
1:A:294:THR:CB	1:A:296:ASN:HD22	2.28	0.45
1:B:176:TRP:N	1:B:177:PRO:CD	2.79	0.45
1:B:266:LYS:HB2	2:B:599:HOH:O	2.17	0.45
1:A:102:ILE:CG2	1:A:103:GLU:N	2.77	0.45
1:A:115:VAL:HG21	1:A:150:TYR:CD2	2.51	0.45
1:B:308:VAL:HG22	1:B:313:LEU:HD12	1.97	0.45
1:B:35:ARG:HE	1:B:314:LYS:HD3	1.81	0.45
1:B:81:VAL:CG1	1:B:130:PRO:HG2	2.43	0.45
1:B:227:ILE:CG1	1:B:228:VAL:N	2.79	0.45
1:B:236:LEU:CD2	1:B:244:CYS:HB2	2.47	0.45
1:A:245:MET:SD	1:A:293:ASN:HB2	2.56	0.45
1:B:362:SER:HB2	1:B:406:PHE:CD1	2.51	0.45
1:A:374:THR:HG23	1:A:381:THR:HB	1.97	0.45
1:A:49:ILE:HG23	1:A:261:ILE:CB	2.41	0.45
1:B:29:PHE:CD1	1:B:165:TYR:HB3	2.50	0.45
1:B:368:VAL:O	1:B:368:VAL:HG12	2.16	0.45
1:B:56:ILE:HG13	2:B:610:HOH:O	2.16	0.45
1:B:83:LEU:HD23	1:B:83:LEU:C	2.36	0.45
1:A:461:LYS:HE3	1:A:463:ILE:HG12	1.98	0.45
1:A:439:LYS:HD2	1:A:440:VAL:N	2.30	0.45
1:A:321:PRO:HA	1:A:329:VAL:O	2.16	0.45
1:B:243:TYR:HB3	1:B:346:ALA:HB1	1.98	0.45
1:B:18:LEU:HD13	1:B:187:TRP:HH2	1.79	0.45
1:A:442:VAL:HG11	1:A:452:ILE:CD1	2.40	0.45
1:B:301:LEU:O	1:B:304:ILE:N	2.49	0.45
1:A:124:LYS:HE3	1:A:125:TYR:CE1	2.52	0.45
1:A:10:GLN:HB2	2:A:553:HOH:O	2.15	0.45
1:B:245:MET:SD	1:B:293:ASN:HB3	2.57	0.45
1:A:115:VAL:HG21	1:A:150:TYR:CD2	2.51	0.45
1:B:307:LEU:CD2	1:B:312:ALA:HB3	2.46	0.45
1:A:87:GLY:HA2	1:A:136:SER:N	2.31	0.45
1:A:98:PRO:O	1:A:101:VAL:HG22	2.16	0.45
1:A:357:LEU:HD12	2:A:574:HOH:O	2.17	0.45
1:B:133:LEU:HD12	1:B:159:THR:CG2	2.46	0.45
1:A:269:LEU:HB2	1:A:337:GLY:O	2.16	0.45
1:A:63:MET:SD	1:A:231:THR:HG22	2.56	0.45
1:B:267:VAL:O	1:B:341:ARG:HA	2.16	0.45
1:A:35:ARG:CB	1:A:314:LYS:NZ	2.79	0.45
1:A:445:LYS:HB2	2:A:588:HOH:O	2.17	0.45
1:B:176:TRP:CZ3	1:B:329:VAL:HG11	2.52	0.45
1:B:222:ASP:OD1	1:B:360:LYS:HE3	2.16	0.45

*Continued on next page...*

*Continued from previous page...*

Atom-1	Atom-2	Distance(Å)	Clash(Å)
1:B:224:LEU:HB2	1:B:357:LEU:HD22	1.97	0.45
1:B:44:ILE:HG23	1:B:44:ILE:O	2.17	0.45
1:A:80:LEU:HD12	1:A:215:TYR:O	2.17	0.45
1:A:384:LYS:CE	1:A:384:LYS:HA	2.45	0.45
1:B:259:THR:OG1	1:B:291:ILE:HG13	2.16	0.45
1:A:255:VAL:HG12	1:A:286:ILE:CG2	2.46	0.45
1:A:114:ILE:O	1:A:114:ILE:HG22	2.16	0.45
1:B:9:PRO:C	1:B:11:LEU:H	2.19	0.45
1:A:416:ILE:CG2	1:A:419:LEU:HD22	2.46	0.45
1:A:416:ILE:HB	1:A:419:LEU:HB3	1.97	0.45
1:B:454:ASP:O	1:B:455:ARG:HB2	2.16	0.45
1:A:160:PHE:C	1:A:160:PHE:CD1	2.89	0.45
1:A:116:ILE:O	1:A:120:ASN:ND2	2.50	0.45
1:B:322:LYS:HD2	2:B:694:HOH:O	2.15	0.45
1:B:405:THR:HG22	2:B:565:HOH:O	2.17	0.45
1:B:135:ASN:HB2	1:B:161:ASN:HA	1.98	0.45
1:B:165:TYR:HB2	1:B:188:TYR:CE2	2.51	0.45
1:B:142:ASP:O	1:B:146:ILE:HG13	2.16	0.45
1:A:35:ARG:CG	1:A:314:LYS:HE2	2.38	0.45
1:B:74:LYS:HD3	1:B:74:LYS:C	2.37	0.45
1:B:74:LYS:O	1:B:74:LYS:HD3	2.16	0.45
1:A:192:HIS:C	1:A:194:ASP:N	2.67	0.45
1:B:359:VAL:HA	1:B:364:ASP:HB3	1.97	0.45
1:A:44:ILE:HG23	1:A:263:TYR:CE1	2.51	0.45
1:A:433:SER:CB	1:A:455:ARG:HG2	2.46	0.45
1:B:184:LYS:NZ	2:B:657:HOH:O	2.28	0.45
1:A:442:VAL:CG2	1:A:452:ILE:HD11	2.46	0.45
1:B:128:LYS:HD3	2:B:552:HOH:O	2.16	0.45
1:B:247:VAL:HG21	1:B:291:ILE:HD12	1.98	0.45
1:B:382:ARG:NH1	1:B:382:ARG:HG3	2.31	0.45
1:B:332:LEU:CD1	2:B:683:HOH:O	2.62	0.45
1:B:366:LEU:CD1	1:B:394:ILE:HG21	2.41	0.45
1:A:55:GLU:OE2	1:A:55:GLU:CA	2.65	0.45
1:B:403:VAL:O	1:B:406:PHE:HB3	2.16	0.45
1:A:245:MET:O	1:A:348:GLY:HA2	2.15	0.45
1:B:299:VAL:HB	1:B:304:ILE:HD11	1.99	0.45
1:A:314:LYS:HD2	1:A:314:LYS:HA	1.66	0.45
1:B:383:ASN:O	1:B:386:ARG:HB3	2.16	0.45
1:B:336:ALA:C	1:B:338:ALA:N	2.70	0.45
1:B:232:ILE:O	1:B:236:LEU:HG	2.16	0.45
1:A:371:ASP:CG	1:A:417:VAL:HG23	2.37	0.45
1:A:175:PRO:O	1:A:178:SER:N	2.50	0.45

*Continued on next page...*

*Continued from previous page...*

Atom-1	Atom-2	Distance(Å)	Clash(Å)
1:B:268:GLN:NE2	2:B:599:HOH:O	2.50	0.45
1:B:420:ASP:OD2	1:B:438:GLY:HA2	2.16	0.45
1:B:437:LYS:HB2	1:B:459:GLU:HG3	1.99	0.45
1:A:80:LEU:HD12	1:A:81:VAL:H	1.80	0.45
1:A:197:PRO:O	1:A:200:MET:N	2.50	0.45
1:A:444:ALA:HA	1:A:450:LEU:CD1	2.47	0.45
1:B:60:TYR:HE1	1:B:232:ILE:HG13	1.80	0.45
1:A:353:ARG:HB3	2:A:621:HOH:O	2.16	0.45
1:B:69:ASP:OD2	1:B:71:ALA:HB3	2.16	0.45
1:B:108:LEU:HD12	1:B:375:LEU:CD2	2.47	0.45
1:B:259:THR:O	1:B:269:LEU:HD12	2.16	0.45
1:A:84:LYS:HB2	1:A:133:LEU:CD2	2.46	0.45
1:B:101:VAL:HG22	2:B:512:HOH:O	2.16	0.45
1:A:409:ARG:HH12	1:A:428:VAL:N	2.15	0.45
1:A:236:LEU:HA	1:A:241:ASN:OD1	2.16	0.45
1:A:74:LYS:NZ	1:A:78:ASP:OD2	2.44	0.45
1:B:335:ALA:N	2:B:492:HOH:O	2.50	0.45
1:B:32:LEU:CB	2:B:685:HOH:O	2.61	0.45
1:A:241:ASN:ND2	1:A:345:ASN:ND2	2.65	0.45
1:A:255:VAL:HG22	2:A:607:HOH:O	2.15	0.45
1:A:340:ILE:HG12	1:A:346:ALA:HB1	1.97	0.45
1:A:444:ALA:HA	1:A:450:LEU:HD12	1.98	0.45
1:B:217:PHE:HD1	1:B:297:LEU:O	1.99	0.45
1:B:109:THR:O	1:B:113:LEU:HG	2.17	0.45
1:A:165:TYR:CE2	1:A:190:PRO:HG3	2.51	0.45
1:A:195:VAL:HG13	1:A:196:PHE:N	2.32	0.45
1:A:200:MET:HA	1:A:205:LEU:CB	2.46	0.45
1:B:379:PHE:O	1:B:381:THR:N	2.50	0.45
1:B:417:VAL:HG22	2:B:609:HOH:O	2.16	0.45
1:B:66:VAL:HG12	1:B:67:SER:N	2.31	0.45
1:B:365:LEU:O	1:B:369:GLN:HG3	2.17	0.45
1:A:366:LEU:O	1:A:370:SER:HB3	2.16	0.45
1:A:415:SER:OG	2:A:486:HOH:O	2.21	0.45
1:A:418:GLU:HB2	1:A:437:LYS:HG2	1.98	0.45
1:A:246:GLU:HB2	1:A:296:ASN:HB2	1.99	0.45
1:A:74:LYS:O	1:A:78:ASP:OD1	2.35	0.45
1:B:80:LEU:HD22	1:B:233:LEU:HD22	1.98	0.45
1:A:164:LYS:HB3	2:A:524:HOH:O	2.17	0.45
1:B:358:PRO:HB2	1:B:360:LYS:CD	2.30	0.45
1:B:164:LYS:CD	1:B:164:LYS:O	2.59	0.45
1:B:357:LEU:HD23	1:B:357:LEU:O	2.14	0.45
1:B:109:THR:O	1:B:113:LEU:HG	2.17	0.45

*Continued on next page...*

*Continued from previous page...*

Atom-1	Atom-2	Distance(Å)	Clash(Å)
1:A:194:ASP:O	1:A:195:VAL:C	2.54	0.45
1:B:99:LYS:HD2	1:B:99:LYS:O	2.17	0.45
1:B:32:LEU:HD11	1:B:317:ILE:CD1	2.46	0.45
1:B:398:PRO:HA	1:B:401:LYS:HG3	1.99	0.45
1:A:136:SER:HB2	1:A:189:PRO:HG2	1.98	0.45
1:A:33:VAL:O	1:A:36:TYR:HB3	2.16	0.45
1:B:358:PRO:HB2	1:B:360:LYS:HD3	1.98	0.45
1:B:270:LEU:HA	2:B:493:HOH:O	2.17	0.45
1:B:293:ASN:HD22	1:B:294:THR:N	2.14	0.45
1:B:9:PRO:C	1:B:11:LEU:N	2.70	0.45
1:A:464:ASN:ND2	2:A:541:HOH:O	2.49	0.45
1:A:203:GLY:HA2	2:A:488:HOH:O	2.17	0.45
1:B:153:SER:HB2	1:B:155:VAL:CG1	2.46	0.45
1:A:7:ASN:HB3	2:A:554:HOH:O	2.16	0.45
1:B:282:GLU:O	1:B:285:SER:HB3	2.16	0.45
1:B:132:VAL:HG22	1:B:158:HIS:CD2	2.51	0.45
1:B:321:PRO:O	1:B:322:LYS:CB	2.58	0.45
1:A:455:ARG:NH1	1:A:455:ARG:HB3	2.32	0.45
1:B:209:LEU:HD21	1:B:301:LEU:HB2	1.99	0.45
1:A:146:ILE:O	1:A:149:LYS:HG2	2.17	0.45
1:B:267:VAL:CG1	2:B:568:HOH:O	2.62	0.45
1:B:135:ASN:HD21	1:B:159:THR:HB	1.82	0.45
1:B:340:ILE:HG13	1:B:346:ALA:HB1	1.97	0.45
1:A:136:SER:HB2	1:A:189:PRO:CG	2.46	0.45
1:B:242:GLU:HG3	1:B:344:ASP:O	2.17	0.45
1:B:36:TYR:HB2	1:B:332:LEU:HD13	1.99	0.45
1:B:146:ILE:O	1:B:146:ILE:CG2	2.64	0.45
1:A:50:GLN:HB2	1:A:262:SER:O	2.17	0.45
1:A:109:THR:H	1:A:112:ASP:CG	2.20	0.45
1:B:247:VAL:CG2	1:B:291:ILE:HD13	2.46	0.45
1:B:162:GLN:OE1	1:B:194:ASP:HB3	2.17	0.45
1:B:140:HIS:O	1:B:144:HIS:HB2	2.17	0.45
1:A:124:LYS:NZ	2:A:641:HOH:O	2.48	0.45
1:A:295:ASN:HB2	2:A:482:HOH:O	2.16	0.45
1:A:234:LYS:NZ	1:A:238:GLN:NE2	2.65	0.45
1:A:275:VAL:HA	1:A:276:PRO:HD3	1.87	0.45
1:B:371:ASP:OD2	1:B:417:VAL:HB	2.17	0.45
1:A:232:ILE:O	1:A:236:LEU:HG	2.17	0.44
1:B:128:LYS:HD3	2:B:552:HOH:O	2.17	0.44
1:B:200:MET:HE1	1:B:309:GLU:OE1	2.16	0.44
1:A:104:VAL:CG1	1:A:105:ARG:N	2.77	0.44
1:A:215:TYR:HA	1:A:299:VAL:O	2.18	0.44

*Continued on next page...*



*Continued from previous page...*

Atom-1	Atom-2	Distance(Å)	Clash(Å)
1:A:44:ILE:HB	2:A:595:HOH:O	2.17	0.44
1:B:196:PHE:HB2	1:B:197:PRO:CD	2.47	0.44
1:B:349:VAL:HG13	1:B:349:VAL:O	2.17	0.44
1:A:464:ASN:ND2	2:A:542:HOH:O	2.49	0.44
1:B:306:LYS:O	1:B:310:ALA:N	2.50	0.44
1:A:384:LYS:C	1:A:386:ARG:N	2.70	0.44
1:A:131:LEU:O	1:A:157:ILE:HA	2.18	0.44
1:A:104:VAL:CG1	1:A:105:ARG:N	2.79	0.44
1:B:415:SER:HB3	1:B:435:VAL:HG13	1.99	0.44
1:A:23:GLU:HG2	2:A:543:HOH:O	2.17	0.44
1:B:330:LEU:HD23	1:B:331:GLN:H	1.75	0.44
1:B:357:LEU:CD2	1:B:357:LEU:O	2.65	0.44
1:B:132:VAL:HG13	1:B:158:HIS:HB2	1.99	0.44
1:A:306:LYS:HB3	1:A:306:LYS:HE2	1.78	0.44
1:B:57:VAL:HG21	1:B:291:ILE:HD11	1.99	0.44
1:B:414:PRO:HB3	1:B:436:LEU:HG	1.99	0.44
1:A:410:PHE:CD1	1:A:414:PRO:HD3	2.52	0.44
1:A:439:LYS:HD2	2:A:581:HOH:O	2.18	0.44
1:A:64:THR:CG2	1:A:65:PRO:HD2	2.48	0.44
1:A:332:LEU:N	1:A:332:LEU:CD1	2.79	0.44
1:B:320:ASN:ND2	1:B:333:GLU:OE1	2.46	0.44
1:B:357:LEU:HD23	1:B:357:LEU:O	2.18	0.44
1:A:77:LEU:HD22	1:A:121:LEU:HD21	1.98	0.44
1:B:46:TRP:CZ3	1:B:275:VAL:HG13	2.52	0.44
1:A:455:ARG:HD2	2:A:628:HOH:O	2.17	0.44
1:B:236:LEU:HD11	1:B:244:CYS:SG	2.57	0.44
1:B:291:ILE:CG2	1:B:350:ASN:HD21	2.31	0.44
1:B:181:LYS:HE3	1:B:185:GLU:HB2	2.00	0.44
1:B:36:TYR:O	1:B:37:LEU:HD23	2.17	0.44
1:B:382:ARG:NH2	1:B:388:ASN:O	2.49	0.44
1:A:12:LYS:HG3	1:A:30:ILE:HG13	1.99	0.44
1:B:33:VAL:HG13	1:B:173:PHE:HZ	1.83	0.44
1:B:167:ARG:NE	1:B:331:GLN:OE1	2.45	0.44
1:B:249:PRO:HD2	1:B:351:VAL:O	2.17	0.44
1:B:151:THR:O	1:B:151:THR:HG22	2.17	0.44
1:A:36:TYR:C	1:A:38:SER:N	2.69	0.44
1:A:204:LYS:O	1:A:207:THR:HB	2.17	0.44
1:B:77:LEU:HD22	1:B:121:LEU:CD2	2.44	0.44
1:B:168:VAL:HG11	1:B:173:PHE:CZ	2.52	0.44
1:B:32:LEU:HB3	2:B:682:HOH:O	2.18	0.44
1:A:136:SER:C	1:A:161:ASN:OD1	2.56	0.44
1:A:362:SER:HA	1:A:365:LEU:HB2	1.98	0.44

*Continued on next page...*

*Continued from previous page...*

Atom-1	Atom-2	Distance(Å)	Clash(Å)
1:A:104:VAL:HG11	1:A:113:LEU:CD1	2.46	0.44
1:B:76:LEU:CD2	1:B:237:ILE:HD12	2.47	0.44
1:A:169:VAL:O	1:A:173:PHE:HA	2.16	0.44
1:A:274:GLN:NE2	1:A:316:GLU:HG2	2.32	0.44
1:B:181:LYS:HE3	1:B:185:GLU:HB2	2.00	0.44
1:B:91:THR:HA	1:B:95:CYS:O	2.17	0.44
1:A:349:VAL:O	1:A:349:VAL:HG13	2.18	0.44
1:B:115:VAL:HG13	1:B:155:VAL:HG11	1.99	0.44
1:B:233:LEU:HA	1:B:236:LEU:CG	2.48	0.44
1:B:250:LYS:NZ	2:B:588:HOH:O	2.38	0.44
1:A:349:VAL:O	1:A:349:VAL:HG13	2.17	0.44
2:A:539:HOH:O	1:B:287:GLU:HB2	2.16	0.44
1:A:220:ASN:HB3	2:A:627:HOH:O	2.17	0.44
1:B:270:LEU:HD21	1:B:275:VAL:HG22	1.98	0.44
1:B:32:LEU:HB3	2:B:682:HOH:O	2.18	0.44
1:B:134:MET:HG3	1:B:160:PHE:CE1	2.53	0.44
1:B:80:LEU:HG	1:B:81:VAL:N	2.33	0.44
1:B:461:LYS:NZ	1:B:468:ASP:HB3	2.33	0.44
1:A:371:ASP:OD1	1:A:417:VAL:HG23	2.17	0.44
1:B:20:GLU:HG2	2:B:564:HOH:O	2.16	0.44
1:A:305:LYS:HZ2	1:A:309:GLU:CD	2.20	0.44
1:B:150:TYR:HE1	2:B:664:HOH:O	1.99	0.44
1:A:245:MET:HB3	1:A:260:LEU:HD11	2.00	0.44
1:A:392:PRO:CB	1:A:419:LEU:CD2	2.96	0.44
1:B:158:HIS:N	1:B:158:HIS:CD2	2.85	0.44
1:A:80:LEU:HD12	1:A:215:TYR:O	2.18	0.44
1:A:29:PHE:O	1:A:33:VAL:HG23	2.18	0.44
1:A:243:TYR:HD2	1:A:244:CYS:N	2.16	0.44
1:B:176:TRP:CE3	1:B:181:LYS:HG2	2.52	0.44
1:A:453:PRO:O	1:A:456:ALA:CB	2.64	0.44
1:A:256:LYS:HG2	1:A:284:LYS:HD3	1.99	0.44
1:A:235:HIS:CE1	1:A:239:ASN:HD22	2.35	0.44
1:A:8:LEU:N	1:A:9:PRO:CD	2.81	0.44
1:B:246:GLU:OE1	1:B:355:ARG:NH1	2.47	0.44
1:A:249:PRO:HD3	1:A:350:ASN:OD1	2.16	0.44
1:A:283:PHE:HA	1:A:289:PHE:CE2	2.53	0.44
1:B:442:VAL:HG13	1:B:463:ILE:HB	1.99	0.44
1:B:382:ARG:NH1	1:B:382:ARG:HG3	2.32	0.44
1:B:242:GLU:HG3	1:B:344:ASP:O	2.18	0.44
1:A:246:GLU:OE2	1:A:355:ARG:NH1	2.43	0.44
1:A:133:LEU:O	1:A:159:THR:HA	2.17	0.44
1:A:163:SER:OG	1:A:194:ASP:OD1	2.34	0.44

*Continued on next page...*

*Continued from previous page...*

Atom-1	Atom-2	Distance(Å)	Clash(Å)
1:A:437:LYS:HB2	1:A:459:GLU:HB2	1.99	0.44
1:A:294:THR:OG1	1:A:296:ASN:HB2	2.17	0.44
1:B:77:LEU:C	1:B:79:LYS:H	2.20	0.44
1:B:74:LYS:NZ	1:B:78:ASP:OD1	2.47	0.44
1:A:22:SER:OG	1:A:25:GLU:HG3	2.17	0.44
1:B:102:ILE:O	1:B:109:THR:HB	2.18	0.44
1:A:255:VAL:HG23	1:A:256:LYS:N	2.32	0.44
1:B:32:LEU:HD11	1:B:317:ILE:HD12	1.99	0.44
1:A:431:GLY:HA3	1:A:454:ASP:OD1	2.17	0.44
1:A:314:LYS:HD2	1:A:317:ILE:HD11	2.00	0.44
1:B:279:HIS:HA	2:B:649:HOH:O	2.17	0.44
1:A:384:LYS:HA	1:A:384:LYS:NZ	2.30	0.44
1:A:462:ASN:O	1:A:463:ILE:HG13	2.18	0.44
1:B:233:LEU:HB2	1:B:298:TRP:CZ3	2.53	0.44
1:B:422:LEU:HA	1:B:440:VAL:O	2.18	0.44
1:A:87:GLY:HA2	1:A:136:SER:H	1.82	0.44
1:A:107:GLY:CA	2:A:516:HOH:O	2.65	0.44
1:A:363:SER:CB	1:A:394:ILE:HG22	2.48	0.44
1:A:399:GLU:HB3	1:A:409:ARG:CZ	2.47	0.44
1:B:255:VAL:HG13	1:B:284:LYS:O	2.17	0.44
1:B:250:LYS:HG3	1:B:292:PHE:HB3	2.00	0.44
1:A:149:LYS:O	2:A:614:HOH:O	2.21	0.44
1:B:375:LEU:HD12	1:B:380:VAL:HA	2.00	0.44
1:A:445:LYS:HD2	2:A:588:HOH:O	2.17	0.44
1:B:10:GLN:HE21	1:B:13:SER:CB	2.31	0.44
1:B:81:VAL:HA	1:B:130:PRO:HG2	1.98	0.44
1:A:8:LEU:H	1:A:9:PRO:CD	2.31	0.44
1:A:256:LYS:HE2	1:A:284:LYS:HD3	1.98	0.44
1:A:255:VAL:HG23	1:A:256:LYS:HG3	2.00	0.44
1:A:165:TYR:HB2	1:A:188:TYR:CZ	2.53	0.44
1:A:63:MET:HG2	1:A:235:HIS:CD2	2.53	0.44
1:A:104:VAL:HG12	1:A:108:LEU:O	2.18	0.44
1:B:167:ARG:HD2	1:B:185:GLU:O	2.17	0.44
1:B:210:SER:C	1:B:212:GLY:N	2.71	0.44
1:B:104:VAL:HG22	1:B:110:PHE:CZ	2.53	0.44
1:A:177:PRO:O	1:A:179:LYS:N	2.51	0.44
1:A:411:LYS:HD2	1:A:431:GLY:CA	2.48	0.44
1:A:77:LEU:HG	1:A:230:LEU:CD1	2.44	0.44
1:A:236:LEU:CB	1:A:241:ASN:HB2	2.48	0.44
1:A:8:LEU:C	1:A:8:LEU:HD12	2.38	0.44
1:A:196:PHE:HB2	1:A:197:PRO:CD	2.48	0.44
1:A:382:ARG:HH22	1:A:390:SER:C	2.21	0.44

*Continued on next page...*

*Continued from previous page...*

Atom-1	Atom-2	Distance(Å)	Clash(Å)
1:B:68:GLN:NE2	2:B:687:HOH:O	2.41	0.44
1:A:365:LEU:HA	1:A:365:LEU:HD23	1.75	0.44
1:B:53:THR:C	1:B:55:GLU:N	2.71	0.44
1:A:213:LYS:NZ	2:A:526:HOH:O	2.50	0.44
1:A:158:HIS:HD2	1:A:204:LYS:HE3	1.79	0.44
1:B:137:PHE:CE1	1:B:138:ASN:ND2	2.86	0.44
1:B:181:LYS:HE2	1:B:185:GLU:HB2	2.00	0.44
1:B:54:ASP:OD2	2:B:572:HOH:O	2.21	0.44
1:A:107:GLY:N	2:A:516:HOH:O	2.47	0.44
1:B:8:LEU:HA	2:B:696:HOH:O	2.18	0.44
1:B:427:ASP:HB3	1:B:448:VAL:O	2.18	0.44
1:B:94:GLY:HA3	1:B:402:LYS:HG2	1.99	0.44
1:B:57:VAL:HG11	1:B:291:ILE:CD1	2.44	0.44
1:B:227:ILE:O	1:B:228:VAL:C	2.56	0.44
1:B:227:ILE:HD13	1:B:379:PHE:CE1	2.53	0.44
1:A:71:ALA:O	1:A:75:ASN:ND2	2.51	0.44
1:A:77:LEU:HD13	1:A:127:CYS:SG	2.58	0.44
1:B:268:GLN:CG	2:B:599:HOH:O	2.66	0.44
1:B:286:ILE:O	1:B:290:LYS:HG2	2.18	0.44
1:A:172:GLU:HB2	1:A:174:VAL:HG13	2.00	0.44
1:B:33:VAL:N	2:B:683:HOH:O	2.49	0.44
1:A:119:GLU:HG3	1:A:154:ASN:CA	2.48	0.44
1:B:58:VAL:HB	1:B:348:GLY:O	2.18	0.44
1:B:236:LEU:CD2	1:B:244:CYS:SG	3.06	0.44
1:B:270:LEU:HG	1:B:283:PHE:CE1	2.53	0.44
1:A:79:LYS:HD3	1:A:214:GLU:OE1	2.18	0.44
1:B:176:TRP:CE3	1:B:181:LYS:HG2	2.53	0.44
1:B:110:PHE:CZ	1:B:359:VAL:HG21	2.52	0.44
1:B:382:ARG:CZ	1:B:386:ARG:HG2	2.48	0.44
1:B:233:LEU:O	1:B:236:LEU:HG	2.17	0.44
1:A:84:LYS:HE3	1:A:114:ILE:HG23	2.00	0.44
1:B:242:GLU:CB	1:B:343:PHE:HD1	2.30	0.43
1:A:243:TYR:CD2	1:A:340:ILE:HG13	2.53	0.43
1:B:252:LEU:HA	1:B:255:VAL:HG23	2.00	0.43
1:B:347:ILE:HD13	1:B:347:ILE:H	1.83	0.43
1:A:244:CYS:SG	1:A:349:VAL:HG12	2.58	0.43
1:A:31:SER:O	1:A:35:ARG:HG2	2.18	0.43
1:A:6:GLU:O	1:A:7:ASN:HB2	2.18	0.43
1:B:81:VAL:CG2	1:B:130:PRO:HG2	2.44	0.43
1:A:384:LYS:HA	1:A:384:LYS:HE3	1.98	0.43
1:A:50:GLN:HB2	1:A:262:SER:HB3	2.00	0.43
1:A:461:LYS:HZ2	1:A:468:ASP:HB3	1.83	0.43

*Continued on next page...*

*Continued from previous page...*

Atom-1	Atom-2	Distance(Å)	Clash(Å)
1:A:330:LEU:C	1:A:330:LEU:CD2	2.86	0.43
1:B:301:LEU:O	1:B:304:ILE:HB	2.17	0.43
1:A:366:LEU:HD23	1:A:366:LEU:C	2.38	0.43
1:B:438:GLY:HA3	1:B:460:ASN:OD1	2.18	0.43
1:B:278:GLU:HG3	1:B:279:HIS:CE1	2.53	0.43
1:A:303:ALA:O	1:A:306:LYS:N	2.51	0.43
1:A:86:ASN:N	1:A:134:MET:O	2.51	0.43
1:B:128:LYS:HD2	2:B:669:HOH:O	2.16	0.43
1:B:177:PRO:C	1:B:179:LYS:N	2.72	0.43
1:A:122:ASN:HB3	1:A:127:CYS:O	2.18	0.43
1:A:139:THR:HA	2:A:483:HOH:O	2.17	0.43
1:A:28:GLY:C	1:A:30:ILE:H	2.21	0.43
1:B:365:LEU:HB3	1:B:369:GLN:CD	2.39	0.43
1:B:434:ILE:CG2	1:B:435:VAL:N	2.81	0.43
1:B:284:LYS:HB2	1:B:284:LYS:HE3	1.63	0.43
1:B:351:VAL:HB	1:B:352:PRO:CD	2.47	0.43
1:B:299:VAL:HB	1:B:304:ILE:HD11	2.01	0.43
1:A:439:LYS:HE2	2:A:527:HOH:O	2.17	0.43
1:B:214:GLU:O	1:B:300:ASN:ND2	2.51	0.43
1:B:364:ASP:O	1:B:368:VAL:HB	2.18	0.43
1:B:105:ARG:HG3	1:B:106:ASP:CG	2.39	0.43
1:B:291:ILE:HD12	1:B:291:ILE:C	2.36	0.43
1:A:8:LEU:H	1:A:8:LEU:HD23	1.83	0.43
1:A:11:LEU:CD1	1:A:173:PHE:HD2	2.31	0.43
1:A:382:ARG:HH12	1:A:389:PRO:HA	1.83	0.43
1:A:366:LEU:HD23	1:A:366:LEU:O	2.18	0.43
1:B:437:LYS:HB2	1:B:459:GLU:CG	2.47	0.43
1:B:94:GLY:HA3	1:B:402:LYS:CG	2.46	0.43
1:B:353:ARG:HB2	2:B:475:HOH:O	2.18	0.43
1:B:372:LEU:O	1:B:383:ASN:N	2.51	0.43
1:B:339:ALA:O	1:B:343:PHE:HD2	2.00	0.43
1:B:22:SER:HB2	2:B:599:HOH:O	2.17	0.43
1:A:255:VAL:CG2	1:A:284:LYS:HD2	2.47	0.43
1:B:372:LEU:O	1:B:372:LEU:HD22	2.17	0.43
1:B:439:LYS:O	1:B:460:ASN:HA	2.19	0.43
1:B:252:LEU:HD23	1:B:252:LEU:HA	1.87	0.43
1:B:242:GLU:OE1	2:B:562:HOH:O	2.21	0.43
1:B:133:LEU:HD23	1:B:133:LEU:N	2.33	0.43
1:A:375:LEU:HD12	1:A:375:LEU:HA	1.89	0.43
1:A:200:MET:CG	1:A:205:LEU:HD13	2.48	0.43
1:A:384:LYS:HA	1:A:384:LYS:HE3	2.00	0.43
1:A:168:VAL:HG13	1:A:174:VAL:N	2.33	0.43

*Continued on next page...*

*Continued from previous page...*

Atom-1	Atom-2	Distance(Å)	Clash(Å)
1:B:276:PRO:O	1:B:277:ASP:C	2.56	0.43
1:A:423:LYS:O	1:A:441:THR:HA	2.18	0.43
1:A:308:VAL:CG2	1:A:313:LEU:HD12	2.49	0.43
1:B:372:LEU:CD2	1:B:386:ARG:HD3	2.48	0.43
1:A:417:VAL:HG12	1:A:418:GLU:HG3	2.00	0.43
1:B:375:LEU:N	1:B:375:LEU:CD1	2.81	0.43
1:A:249:PRO:HA	1:A:290:LYS:O	2.18	0.43
1:A:198:ALA:O	1:A:199:LEU:C	2.56	0.43
1:A:459:GLU:HG2	2:A:617:HOH:O	2.18	0.43
1:B:307:LEU:HD13	1:B:313:LEU:CD2	2.46	0.43
1:A:169:VAL:HG12	1:A:171:ASP:OD1	2.17	0.43
1:A:124:LYS:HE2	1:A:125:TYR:OH	2.18	0.43
1:B:249:PRO:HD3	1:B:351:VAL:O	2.18	0.43
1:A:171:ASP:OD1	1:A:171:ASP:C	2.56	0.43
1:A:372:LEU:HD21	1:A:391:ASN:OD1	2.17	0.43
1:A:275:VAL:HG21	1:A:283:PHE:CD1	2.54	0.43
1:B:165:TYR:CD2	1:B:190:PRO:HG2	2.53	0.43
1:B:216:VAL:HB	1:B:301:LEU:HD21	1.99	0.43
1:B:77:LEU:O	1:B:79:LYS:N	2.51	0.43
1:B:46:TRP:HZ2	1:B:282:GLU:HB3	1.83	0.43
1:A:322:LYS:NZ	2:A:629:HOH:O	2.50	0.43
1:B:11:LEU:HD12	1:B:173:PHE:HD2	1.83	0.43
1:B:104:VAL:CG1	1:B:368:VAL:HG11	2.49	0.43
1:B:363:SER:HB3	2:B:545:HOH:O	2.19	0.43
1:A:263:TYR:N	1:A:266:LYS:O	2.50	0.43
1:B:291:ILE:C	1:B:291:ILE:HD12	2.39	0.43
1:A:54:ASP:HA	1:A:57:VAL:O	2.19	0.43
1:A:6:GLU:O	1:A:7:ASN:HB2	2.18	0.43
1:A:115:VAL:HG21	1:A:150:TYR:CE1	2.53	0.43
1:B:416:ILE:O	1:B:416:ILE:HG13	2.18	0.43
1:A:105:ARG:HD2	1:A:375:LEU:HD11	2.00	0.43
1:A:266:LYS:HE2	1:A:266:LYS:HA	2.00	0.43
1:B:181:LYS:HE3	1:B:183:ASP:OD1	2.18	0.43
1:B:146:ILE:O	1:B:149:LYS:HG2	2.18	0.43
1:B:105:ARG:HD3	1:B:375:LEU:HB2	2.00	0.43
1:B:209:LEU:HD21	1:B:302:LYS:N	2.34	0.43
1:B:357:LEU:HD23	1:B:357:LEU:C	2.39	0.43
1:B:382:ARG:CZ	1:B:386:ARG:HG2	2.49	0.43
1:B:140:HIS:CB	1:B:161:ASN:OD1	2.63	0.43
1:B:382:ARG:HA	1:B:382:ARG:HD2	1.83	0.43
1:A:115:VAL:HG11	1:A:150:TYR:HB3	2.01	0.43
1:B:223:ASN:HB3	1:B:226:ALA:CB	2.48	0.43

*Continued on next page...*

*Continued from previous page...*

Atom-1	Atom-2	Distance(Å)	Clash(Å)
1:B:29:PHE:CE2	1:B:166:PRO:HG2	2.53	0.43
1:B:322:LYS:HZ3	1:B:324:VAL:HG22	1.83	0.43
1:B:295:ASN:ND2	1:B:297:LEU:HD11	2.33	0.43
1:A:331:GLN:HA	2:A:533:HOH:O	2.17	0.43
1:A:165:TYR:CD2	1:A:190:PRO:HG3	2.54	0.43
1:A:445:LYS:HD2	2:A:589:HOH:O	2.19	0.43
1:B:434:ILE:HB	2:B:495:HOH:O	2.18	0.43
1:A:35:ARG:HG3	1:A:314:LYS:HZ3	1.84	0.43
1:B:135:ASN:HD22	1:B:135:ASN:N	2.17	0.43
1:B:250:LYS:HE2	1:B:257:GLY:H	1.83	0.43
1:B:63:MET:HE1	1:B:349:VAL:HG21	2.00	0.43
1:B:63:MET:CE	1:B:349:VAL:HG21	2.49	0.43
1:A:415:SER:HB2	1:A:435:VAL:CG1	2.49	0.43
1:A:205:LEU:O	1:A:209:LEU:HB2	2.19	0.43
1:B:236:LEU:HD23	1:B:236:LEU:N	2.34	0.43
1:A:197:PRO:O	1:A:201:ASN:N	2.41	0.43
1:A:250:LYS:HG3	1:A:254:ASP:HB2	2.01	0.43
1:A:418:GLU:CD	1:A:437:LYS:HE2	2.39	0.43
1:B:81:VAL:O	1:B:216:VAL:HA	2.18	0.43
1:B:293:ASN:ND2	1:B:294:THR:N	2.67	0.43
1:A:195:VAL:O	1:A:199:LEU:HB2	2.18	0.43
1:A:236:LEU:HA	1:A:241:ASN:OD1	2.18	0.43
1:A:355:ARG:NH1	1:A:355:ARG:CG	2.64	0.43
1:A:422:LEU:N	2:A:582:HOH:O	2.51	0.43
1:B:9:PRO:C	1:B:11:LEU:N	2.71	0.43
1:A:336:ALA:C	1:A:338:ALA:N	2.72	0.43
1:B:83:LEU:HA	1:B:132:VAL:O	2.19	0.43
1:B:44:ILE:HD13	1:B:49:ILE:HD11	2.00	0.43
1:A:270:LEU:HD12	1:A:274:GLN:HB2	2.00	0.43
1:A:9:PRO:HA	1:A:12:LYS:HB3	2.00	0.43
1:A:130:PRO:HD3	1:A:213:LYS:NZ	2.33	0.43
1:B:199:LEU:HD21	1:B:205:LEU:HA	2.00	0.43
1:B:179:LYS:HE3	1:B:179:LYS:CA	2.39	0.43
1:A:459:GLU:O	1:A:461:LYS:N	2.52	0.43
1:A:84:LYS:HA	1:A:219:ALA:O	2.19	0.43
1:A:176:TRP:C	1:A:178:SER:N	2.72	0.43
1:A:444:ALA:CA	1:A:450:LEU:HD12	2.49	0.43
1:A:419:LEU:HA	1:A:438:GLY:O	2.19	0.43
1:B:132:VAL:HG12	1:B:133:LEU:N	2.33	0.43
1:A:44:ILE:CD1	2:A:595:HOH:O	2.65	0.43
1:B:459:GLU:O	1:B:460:ASN:C	2.56	0.43
1:A:52:PRO:HD3	1:A:260:LEU:O	2.19	0.43

*Continued on next page...*



*Continued from previous page...*

Atom-1	Atom-2	Distance(Å)	Clash(Å)
1:B:164:LYS:HE2	1:B:187:TRP:CG	2.52	0.43
1:B:386:ARG:HD2	1:B:417:VAL:O	2.17	0.43
1:A:105:ARG:CZ	1:A:374:THR:HA	2.49	0.43
1:A:268:GLN:NE2	1:A:341:ARG:HD2	2.34	0.43
1:A:200:MET:SD	1:A:201:ASN:OD1	2.77	0.43
1:B:173:PHE:HE1	1:B:330:LEU:HD12	1.83	0.43
1:A:32:LEU:HD22	1:A:165:TYR:HE2	1.83	0.43
1:B:66:VAL:HG13	1:B:72:GLU:CD	2.39	0.43
1:A:461:LYS:HZ1	1:A:468:ASP:HB3	1.83	0.43
1:B:282:GLU:HG3	2:B:648:HOH:O	2.19	0.43
1:A:23:GLU:HG2	2:A:545:HOH:O	2.18	0.43
1:A:149:LYS:HB2	1:A:149:LYS:HE3	1.85	0.43
1:B:83:LEU:HG	1:B:132:VAL:HB	2.01	0.43
1:A:379:PHE:HB2	2:A:597:HOH:O	2.17	0.43
1:B:83:LEU:HD22	1:B:218:VAL:HG22	1.99	0.43
1:A:312:ALA:O	1:A:313:LEU:C	2.57	0.43
1:A:225:GLY:O	1:A:227:ILE:N	2.52	0.43
1:B:411:LYS:HB3	1:B:432:SER:CB	2.45	0.43
1:A:108:LEU:HD12	1:A:375:LEU:HD21	2.01	0.43
1:A:165:TYR:HB2	1:A:188:TYR:CE2	2.53	0.43
1:B:81:VAL:O	1:B:216:VAL:HA	2.19	0.43
1:A:299:VAL:CG1	1:A:304:ILE:HD11	2.49	0.43
1:A:255:VAL:HG23	1:A:256:LYS:HG3	2.00	0.43
1:B:448:VAL:HG12	1:B:450:LEU:HD13	1.99	0.43
1:B:190:PRO:HG2	1:B:194:ASP:CB	2.45	0.43
1:B:194:ASP:O	1:B:195:VAL:C	2.57	0.43
1:A:6:GLU:HB2	1:A:37:LEU:HD13	2.00	0.43
1:A:63:MET:SD	1:A:349:VAL:HG23	2.59	0.43
1:A:8:LEU:O	1:A:12:LYS:HB2	2.18	0.43
1:A:355:ARG:NH1	1:A:355:ARG:CG	2.82	0.43
1:B:307:LEU:HD12	1:B:343:PHE:CE1	2.54	0.43
1:B:201:ASN:C	1:B:203:GLY:H	2.22	0.43
1:A:243:TYR:HD2	1:A:244:CYS:N	2.17	0.43
1:A:116:ILE:HG21	1:A:378:GLY:CA	2.49	0.43
1:B:135:ASN:HB3	1:B:139:THR:OG1	2.19	0.43
1:A:177:PRO:HA	1:A:181:LYS:O	2.19	0.43
1:A:243:TYR:HE1	1:A:339:ALA:HB3	1.84	0.43
1:A:190:PRO:HG2	1:A:194:ASP:HB2	1.99	0.43
1:A:383:ASN:C	2:A:590:HOH:O	2.56	0.43
1:A:458:VAL:HA	2:A:624:HOH:O	2.17	0.43
1:A:81:VAL:HG13	1:A:216:VAL:CB	2.49	0.43
1:B:376:VAL:HG23	1:B:381:THR:OG1	2.19	0.43

*Continued on next page...*

*Continued from previous page...*

Atom-1	Atom-2	Distance(Å)	Clash(Å)
1:A:169:VAL:O	1:A:173:PHE:N	2.52	0.43
1:A:246:GLU:HA	1:A:349:VAL:CG1	2.48	0.43
1:B:350:ASN:HB3	2:B:583:HOH:O	2.19	0.43
1:A:60:TYR:HB2	1:A:350:ASN:O	2.19	0.43
1:B:243:TYR:CD1	1:B:299:VAL:HG13	2.53	0.43
1:B:436:LEU:CD2	1:B:458:VAL:HB	2.48	0.43
1:A:18:LEU:HD13	1:A:187:TRP:CZ3	2.54	0.43
1:A:234:LYS:HZ1	1:A:238:GLN:NE2	2.17	0.43
1:B:243:TYR:HE2	1:B:245:MET:HB2	1.83	0.43
1:B:416:ILE:HB	1:B:419:LEU:CD2	2.49	0.43
1:B:242:GLU:CD	1:B:344:ASP:HB2	2.39	0.43
1:B:29:PHE:O	1:B:30:ILE:C	2.57	0.43
1:A:36:TYR:O	1:A:38:SER:N	2.52	0.43
1:B:373:TYR:OH	1:B:391:ASN:ND2	2.48	0.43
1:B:114:ILE:O	1:B:118:ILE:HG12	2.18	0.43
1:A:353:ARG:C	1:A:355:ARG:H	2.21	0.43
1:A:29:PHE:CE2	1:A:166:PRO:HG2	2.54	0.43
1:B:357:LEU:HD13	1:B:357:LEU:O	2.18	0.43
1:B:22:SER:OG	1:B:25:GLU:HG3	2.19	0.43
1:B:375:LEU:HD21	1:B:378:GLY:HA2	2.01	0.43
1:A:61:GLU:CD	1:A:61:GLU:H	2.22	0.43
1:A:422:LEU:HD13	1:A:436:LEU:CD1	2.49	0.43
1:A:195:VAL:O	1:A:199:LEU:N	2.38	0.43
1:A:11:LEU:HD12	1:A:173:PHE:CZ	2.54	0.43
1:A:89:LEU:CB	1:A:91:THR:HG23	2.48	0.43
1:B:258:GLY:O	1:B:292:PHE:HA	2.18	0.43
1:B:111:LEU:O	1:B:112:ASP:C	2.58	0.43
1:B:319:PRO:HA	1:B:330:LEU:HD21	2.01	0.43
1:A:366:LEU:HD23	1:A:366:LEU:O	2.19	0.43
1:A:29:PHE:CZ	1:A:166:PRO:HG2	2.54	0.43
1:B:93:MET:O	1:B:403:VAL:HG23	2.19	0.43
1:B:459:GLU:O	1:B:460:ASN:C	2.57	0.43
1:B:113:LEU:HD13	1:B:380:VAL:HG23	2.01	0.43
1:A:89:LEU:HD21	1:A:138:ASN:O	2.18	0.43
1:B:419:LEU:HD12	1:B:438:GLY:O	2.18	0.43
1:B:283:PHE:HA	1:B:289:PHE:CD2	2.54	0.43
1:B:164:LYS:HE2	1:B:187:TRP:CB	2.49	0.43
1:B:399:GLU:CD	1:B:399:GLU:N	2.72	0.43
1:A:205:LEU:HD12	1:A:205:LEU:O	2.18	0.43
1:A:429:TRP:O	1:A:451:GLU:HA	2.19	0.43
1:B:54:ASP:O	1:B:58:VAL:HG22	2.19	0.42
1:B:419:LEU:HD21	1:B:422:LEU:HB2	1.99	0.42

*Continued on next page...*

*Continued from previous page...*

Atom-1	Atom-2	Distance(Å)	Clash(Å)
1:A:115:VAL:HG21	1:A:150:TYR:CG	2.54	0.42
1:A:119:GLU:O	1:A:123:ASN:HB2	2.19	0.42
1:A:395:GLU:HG2	1:A:395:GLU:O	2.18	0.42
1:A:425:SER:O	1:A:443:ALA:HA	2.19	0.42
1:B:104:VAL:HG21	1:B:113:LEU:HD12	2.01	0.42
1:B:330:LEU:HD22	1:B:332:LEU:HG	2.00	0.42
1:A:121:LEU:C	1:A:123:ASN:H	2.22	0.42
1:A:250:LYS:HG3	1:A:254:ASP:HB2	2.01	0.42
1:B:445:LYS:NZ	1:B:464:ASN:O	2.52	0.42
1:A:462:ASN:C	1:A:463:ILE:HG13	2.39	0.42
1:A:371:ASP:OD1	1:A:417:VAL:HG23	2.19	0.42
1:B:395:GLU:O	1:B:423:LYS:HA	2.18	0.42
1:B:73:THR:HG22	1:B:77:LEU:HD12	2.01	0.42
1:A:35:ARG:HG3	1:A:314:LYS:CE	2.48	0.42
1:A:163:SER:O	1:A:189:PRO:HA	2.18	0.42
1:B:375:LEU:HD12	1:B:379:PHE:O	2.19	0.42
1:B:267:VAL:O	1:B:341:ARG:CB	2.67	0.42
1:B:56:ILE:HG22	1:B:57:VAL:N	2.33	0.42
1:A:192:HIS:O	1:A:195:VAL:HG12	2.19	0.42
1:B:322:LYS:HD2	2:B:694:HOH:O	2.19	0.42
1:A:245:MET:SD	1:A:260:LEU:HD21	2.59	0.42
1:B:247:VAL:CG2	1:B:350:ASN:HA	2.49	0.42
1:B:294:THR:O	1:B:295:ASN:CB	2.67	0.42
1:A:452:ILE:HD12	1:A:452:ILE:N	2.34	0.42
1:B:8:LEU:C	2:B:697:HOH:O	2.57	0.42
1:A:314:LYS:NZ	2:A:603:HOH:O	2.52	0.42
1:A:288:LYS:HZ3	1:A:288:LYS:HB3	1.82	0.42
1:A:374:THR:C	1:A:375:LEU:HD12	2.39	0.42
1:B:9:PRO:HD2	2:B:696:HOH:O	2.19	0.42
1:A:259:THR:HG21	1:A:289:PHE:CG	2.55	0.42
1:B:145:LYS:O	1:B:148:GLU:HB2	2.19	0.42
1:A:84:LYS:HE3	1:A:114:ILE:CG2	2.49	0.42
1:A:8:LEU:HG	1:A:9:PRO:HD3	1.99	0.42
1:B:320:ASN:N	1:B:331:GLN:O	2.49	0.42
1:A:244:CYS:HB3	1:A:298:TRP:HB2	2.01	0.42
1:A:21:MET:SD	1:A:166:PRO:HD3	2.59	0.42
1:A:28:GLY:O	1:A:30:ILE:N	2.51	0.42
1:A:8:LEU:HD23	1:A:8:LEU:N	2.34	0.42
1:A:177:PRO:HA	1:A:181:LYS:C	2.39	0.42
1:A:419:LEU:HD13	1:A:436:LEU:HB3	2.02	0.42
1:B:79:LYS:HD2	1:B:237:ILE:HD11	2.00	0.42
1:A:176:TRP:CH2	1:A:181:LYS:HE2	2.54	0.42

*Continued on next page...*

*Continued from previous page...*

Atom-1	Atom-2	Distance(Å)	Clash(Å)
1:A:176:TRP:O	1:A:178:SER:N	2.53	0.42
1:B:193:GLY:HA2	1:B:336:ALA:HA	2.01	0.42
1:A:294:THR:OG1	1:A:296:ASN:HB2	2.19	0.42
1:B:163:SER:HB3	1:B:165:TYR:CE1	2.55	0.42
1:B:111:LEU:O	1:B:115:VAL:HG23	2.19	0.42
1:B:11:LEU:HD11	1:B:33:VAL:HG11	2.00	0.42
1:B:245:MET:HB2	1:B:245:MET:HE3	1.93	0.42
1:A:226:ALA:HB3	2:A:478:HOH:O	2.19	0.42
1:B:340:ILE:CG1	1:B:346:ALA:HB1	2.49	0.42
1:B:108:LEU:HB3	1:B:112:ASP:HB3	2.01	0.42
1:B:254:ASP:CG	1:B:353:ARG:HH12	2.20	0.42
1:B:332:LEU:HD13	2:B:682:HOH:O	2.18	0.42
1:A:86:ASN:HB3	1:A:135:ASN:OD1	2.19	0.42
1:B:150:TYR:HB3	1:B:153:SER:OG	2.20	0.42
1:B:363:SER:HA	1:B:396:LEU:HD11	2.01	0.42
1:B:452:ILE:N	1:B:452:ILE:HD13	2.34	0.42
1:B:46:TRP:HA	1:B:49:ILE:HD12	2.01	0.42
1:A:193:GLY:HA2	1:A:336:ALA:HA	2.01	0.42
1:A:109:THR:N	1:A:112:ASP:OD2	2.45	0.42
1:B:422:LEU:HD11	1:B:424:VAL:CG2	2.49	0.42
1:B:188:TYR:HA	1:B:189:PRO:HD3	1.79	0.42
1:A:315:MET:HG2	1:A:338:ALA:HB3	2.01	0.42
1:B:12:LYS:HE3	1:B:30:ILE:HG21	2.01	0.42
1:B:229:ASP:HB2	1:B:355:ARG:HH12	1.83	0.42
1:B:105:ARG:HG2	1:B:375:LEU:HD22	2.01	0.42
1:A:341:ARG:CZ	1:A:342:PHE:CE1	3.02	0.42
1:B:399:GLU:OE2	1:B:426:GLY:C	2.58	0.42
1:A:277:ASP:C	1:A:279:HIS:H	2.22	0.42
1:A:319:PRO:O	1:A:320:ASN:C	2.58	0.42
1:B:137:PHE:CD1	1:B:184:LYS:HE3	2.52	0.42
1:B:49:ILE:HG12	1:B:263:TYR:CD1	2.54	0.42
1:B:119:GLU:O	1:B:123:ASN:N	2.52	0.42
1:A:29:PHE:O	1:A:33:VAL:HG23	2.20	0.42
1:B:83:LEU:C	1:B:83:LEU:HD23	2.39	0.42
1:B:416:ILE:CG2	1:B:419:LEU:HD22	2.50	0.42
1:A:176:TRP:N	1:A:177:PRO:CD	2.81	0.42
1:A:108:LEU:HB3	1:A:112:ASP:HB2	2.02	0.42
1:B:258:GLY:O	1:B:292:PHE:HA	2.19	0.42
1:B:74:LYS:HD3	1:B:127:CYS:HB3	2.00	0.42
1:B:259:THR:OG1	1:B:291:ILE:O	2.37	0.42
1:A:193:GLY:HA2	1:A:336:ALA:HA	2.01	0.42
1:B:192:HIS:CE1	2:B:478:HOH:O	2.72	0.42

*Continued on next page...*

*Continued from previous page...*

Atom-1	Atom-2	Distance(Å)	Clash(Å)
1:A:314:LYS:NZ	1:A:317:ILE:HD11	2.34	0.42
1:A:8:LEU:N	1:A:9:PRO:CD	2.78	0.42
1:A:372:LEU:HD21	1:A:392:PRO:HD2	2.01	0.42
1:A:192:HIS:O	1:A:193:GLY:C	2.57	0.42
1:A:278:GLU:CD	1:A:278:GLU:H	2.22	0.42
1:B:57:VAL:HG12	1:B:57:VAL:O	2.20	0.42
1:B:14:ALA:O	1:B:18:LEU:HG	2.19	0.42
1:B:188:TYR:HA	1:B:189:PRO:HD3	1.82	0.42
1:B:32:LEU:HG	2:B:682:HOH:O	2.19	0.42
1:A:200:MET:HA	1:A:205:LEU:CB	2.49	0.42
1:A:450:LEU:HD23	1:A:451:GLU:N	2.34	0.42
1:B:29:PHE:O	1:B:33:VAL:HG23	2.19	0.42
1:A:371:ASP:CG	1:A:417:VAL:HG23	2.40	0.42
1:A:345:ASN:O	1:A:347:ILE:HG23	2.19	0.42
1:A:83:LEU:HD23	1:A:84:LYS:N	2.35	0.42
1:B:288:LYS:HA	1:B:288:LYS:HD3	1.74	0.42
1:B:357:LEU:HD22	1:B:357:LEU:O	2.20	0.42
1:B:8:LEU:O	1:B:10:GLN:N	2.52	0.42
1:B:80:LEU:O	1:B:129:VAL:HG13	2.19	0.42
1:A:266:LYS:HA	1:A:266:LYS:HE2	2.02	0.42
1:A:11:LEU:O	1:A:15:VAL:HG23	2.19	0.42
1:A:18:LEU:HD21	1:A:178:SER:OG	2.19	0.42
1:A:379:PHE:HB2	2:A:597:HOH:O	2.20	0.42
1:A:439:LYS:O	1:A:460:ASN:HA	2.20	0.42
1:B:151:THR:HG22	1:B:151:THR:O	2.19	0.42
1:A:219:ALA:CB	2:A:492:HOH:O	2.62	0.42
1:A:171:ASP:OD1	1:A:172:GLU:N	2.53	0.42
1:A:445:LYS:HD2	2:A:589:HOH:O	2.19	0.42
1:B:316:GLU:CD	1:B:316:GLU:H	2.23	0.42
1:B:382:ARG:HG3	1:B:382:ARG:HH11	1.85	0.42
1:A:28:GLY:O	1:A:32:LEU:HD12	2.20	0.42
1:B:432:SER:O	1:B:454:ASP:HA	2.20	0.42
1:B:464:ASN:HB2	1:B:467:GLU:CD	2.40	0.42
1:A:134:MET:HG3	1:A:160:PHE:CZ	2.55	0.42
1:B:35:ARG:HH21	1:B:314:LYS:HZ2	1.67	0.42
1:B:223:ASN:HA	1:B:358:PRO:HA	2.01	0.42
1:A:442:VAL:HG21	1:A:452:ILE:CD1	2.49	0.42
1:B:376:VAL:HB	1:B:381:THR:HG21	2.01	0.42
1:A:84:LYS:HA	1:A:219:ALA:O	2.18	0.42
1:A:176:TRP:CE3	1:A:181:LYS:HG2	2.54	0.42
1:A:409:ARG:NH1	1:A:428:VAL:O	2.53	0.42
1:A:205:LEU:O	1:A:209:LEU:HD13	2.20	0.42

*Continued on next page...*

*Continued from previous page...*

Atom-1	Atom-2	Distance(Å)	Clash(Å)
1:A:453:PRO:O	1:A:456:ALA:HB2	2.20	0.42
1:B:216:VAL:HB	1:B:301:LEU:HD21	2.01	0.42
1:A:303:ALA:O	1:A:304:ILE:C	2.58	0.42
1:A:205:LEU:CD1	1:A:301:LEU:HD22	2.50	0.42
1:A:32:LEU:HG	1:A:317:ILE:HD12	2.02	0.42
1:A:46:TRP:HA	1:A:49:ILE:HD11	2.02	0.42
1:B:249:PRO:HA	1:B:290:LYS:O	2.20	0.42
1:A:223:ASN:HA	1:A:358:PRO:HA	2.02	0.42
1:B:247:VAL:O	1:B:351:VAL:HG22	2.20	0.42
1:B:21:MET:O	1:B:26:LYS:HE3	2.19	0.42
1:B:216:VAL:HB	1:B:301:LEU:HD21	2.01	0.42
1:A:205:LEU:HD21	1:A:305:LYS:HB2	2.01	0.42
1:B:260:LEU:CD1	1:B:348:GLY:HA3	2.50	0.42
1:A:225:GLY:HA2	1:A:379:PHE:HE1	1.84	0.42
1:A:366:LEU:HD23	1:A:366:LEU:C	2.40	0.42
1:A:420:ASP:O	1:A:421:SER:CB	2.67	0.42
1:A:250:LYS:CG	1:A:286:ILE:HG22	2.42	0.42
1:B:143:THR:O	1:B:146:ILE:N	2.53	0.42
1:A:255:VAL:CG2	1:A:284:LYS:HD2	2.49	0.42
1:A:49:ILE:CD1	1:A:270:LEU:HD22	2.46	0.42
1:A:235:HIS:O	1:A:238:GLN:HB2	2.19	0.42
1:A:238:GLN:C	1:A:240:LYS:H	2.23	0.42
1:A:273:ALA:HB3	1:A:274:GLN:NE2	2.35	0.42
1:B:135:ASN:ND2	1:B:159:THR:HB	2.34	0.42
1:A:181:LYS:NZ	1:A:325:ASP:OD2	2.53	0.42
1:B:34:SER:O	1:B:37:LEU:HG	2.20	0.42
1:A:314:LYS:HD2	1:A:314:LYS:HA	1.82	0.42
1:A:29:PHE:CD1	1:A:166:PRO:HD2	2.54	0.42
1:B:88:GLY:O	1:B:139:THR:HG21	2.19	0.42
1:B:254:ASP:OD1	1:B:353:ARG:NH2	2.34	0.42
1:A:422:LEU:HA	2:A:582:HOH:O	2.20	0.42
1:A:11:LEU:CD2	1:A:33:VAL:HG11	2.50	0.42
1:A:209:LEU:HD12	1:A:209:LEU:HA	1.85	0.42
1:A:122:ASN:O	1:A:154:ASN:ND2	2.53	0.42
1:B:235:HIS:O	1:B:236:LEU:C	2.58	0.42
1:B:66:VAL:HG12	2:B:502:HOH:O	2.19	0.42
1:A:241:ASN:HA	1:A:345:ASN:ND2	2.34	0.42
1:B:52:PRO:HB3	1:B:56:ILE:CG2	2.50	0.42
1:A:9:PRO:O	1:A:13:SER:N	2.51	0.42
1:A:256:LYS:CG	1:A:284:LYS:HD3	2.50	0.42
1:B:61:GLU:CD	1:B:61:GLU:H	2.22	0.42
1:A:428:VAL:CG2	1:A:444:ALA:HB2	2.50	0.42

*Continued on next page...*

*Continued from previous page...*

Atom-1	Atom-2	Distance(Å)	Clash(Å)
1:A:49:ILE:HG23	1:A:261:ILE:HB	2.01	0.42
1:A:122:ASN:HA	1:A:127:CYS:SG	2.59	0.42
1:A:89:LEU:HB2	1:A:91:THR:CG2	2.49	0.42
1:A:111:LEU:CD1	1:A:133:LEU:HD11	2.49	0.42
1:B:196:PHE:HD1	1:B:304:ILE:HD13	1.85	0.42
1:B:279:HIS:O	1:B:282:GLU:HB2	2.20	0.42
1:B:15:VAL:HG11	1:B:30:ILE:HD11	2.02	0.42
1:B:366:LEU:CD2	1:B:366:LEU:C	2.89	0.42
1:A:70:VAL:C	1:A:72:GLU:N	2.73	0.42
1:B:83:LEU:HA	1:B:132:VAL:O	2.20	0.42
1:A:124:LYS:HG2	1:A:125:TYR:CE1	2.55	0.42
1:B:86:ASN:ND2	2:B:517:HOH:O	2.52	0.42
1:B:181:LYS:HA	1:B:181:LYS:HD2	1.90	0.42
1:B:247:VAL:O	1:B:351:VAL:HG22	2.19	0.42
1:A:194:ASP:CG	1:A:194:ASP:O	2.58	0.42
1:B:35:ARG:HD3	1:B:35:ARG:HA	1.90	0.42
1:A:248:THR:HG23	2:A:579:HOH:O	2.19	0.42
1:A:349:VAL:O	1:A:349:VAL:HG13	2.20	0.42
1:B:167:ARG:HD2	1:B:185:GLU:O	2.20	0.42
1:A:341:ARG:CZ	1:A:342:PHE:CZ	3.03	0.42
1:B:247:VAL:CG2	1:B:350:ASN:HA	2.50	0.42
1:B:198:ALA:O	1:B:202:SER:HB3	2.19	0.42
1:A:200:MET:HB2	1:A:308:VAL:HG11	2.01	0.42
1:B:52:PRO:HB3	1:B:56:ILE:CB	2.41	0.42
1:B:437:LYS:HB2	1:B:459:GLU:HA	2.01	0.42
1:B:96:THR:CG2	1:B:97:GLY:H	2.33	0.42
1:A:58:VAL:O	1:A:349:VAL:HG23	2.19	0.42
1:A:99:LYS:HG3	1:A:102:ILE:CD1	2.37	0.42
1:A:314:LYS:HA	1:A:314:LYS:HD2	1.76	0.42
1:A:395:GLU:C	1:A:396:LEU:HG	2.40	0.42
1:A:372:LEU:HD22	1:A:392:PRO:CD	2.47	0.42
1:B:366:LEU:HD23	1:B:413:ILE:CG2	2.50	0.42
1:B:36:TYR:O	1:B:37:LEU:HD23	2.19	0.42
1:B:268:GLN:CA	2:B:472:HOH:O	2.68	0.41
1:B:84:LYS:HG3	1:B:114:ILE:HD13	2.01	0.41
1:B:46:TRP:CZ2	1:B:282:GLU:HB3	2.55	0.41
1:B:254:ASP:OD2	1:B:353:ARG:NH1	2.48	0.41
1:A:215:TYR:CA	1:A:301:LEU:HG	2.50	0.41
1:B:179:LYS:CE	1:B:179:LYS:HA	2.44	0.41
1:A:249:PRO:HA	1:A:290:LYS:O	2.20	0.41
1:A:384:LYS:HA	1:A:384:LYS:NZ	2.34	0.41
1:B:72:GLU:HB3	2:B:502:HOH:O	2.20	0.41

*Continued on next page...*



*Continued from previous page...*

Atom-1	Atom-2	Distance(Å)	Clash(Å)
1:A:242:GLU:HB2	1:A:343:PHE:HB3	2.02	0.41
1:A:71:ALA:O	1:A:75:ASN:ND2	2.52	0.41
1:A:418:GLU:O	1:A:438:GLY:HA2	2.19	0.41
1:B:449:LYS:HE2	1:B:451:GLU:OE2	2.20	0.41
1:A:340:ILE:HG12	1:A:346:ALA:HB1	2.01	0.41
1:B:383:ASN:CA	2:B:645:HOH:O	2.63	0.41
1:A:177:PRO:C	1:A:179:LYS:N	2.73	0.41
1:B:232:ILE:HG12	1:B:349:VAL:HG21	2.02	0.41
1:A:323:GLU:HA	1:A:328:LYS:HA	2.02	0.41
1:B:35:ARG:HE	1:B:314:LYS:HD3	1.85	0.41
1:B:200:MET:SD	1:B:305:LYS:HD2	2.60	0.41
1:B:205:LEU:HD11	1:B:301:LEU:HB3	2.02	0.41
1:B:250:LYS:HG3	1:B:292:PHE:HD2	1.85	0.41
1:A:142:ASP:O	1:A:146:ILE:HG12	2.20	0.41
1:B:137:PHE:CD2	1:B:164:LYS:HD2	2.55	0.41
1:A:99:LYS:HZ1	1:A:360:LYS:HA	1.85	0.41
1:A:8:LEU:N	1:A:9:PRO:CD	2.83	0.41
1:A:280:VAL:HG12	1:A:284:LYS:HZ3	1.81	0.41
1:B:204:LYS:HD3	2:B:667:HOH:O	2.19	0.41
1:B:11:LEU:O	1:B:15:VAL:HG23	2.20	0.41
1:B:169:VAL:CG2	1:B:176:TRP:HA	2.50	0.41
1:B:224:LEU:HD12	1:B:357:LEU:HD22	2.01	0.41
1:A:110:PHE:O	1:A:114:ILE:HG13	2.19	0.41
1:A:15:VAL:HG21	1:A:30:ILE:CD1	2.50	0.41
1:B:59:PRO:HA	1:B:350:ASN:HB3	2.02	0.41
1:A:25:GLU:HA	2:A:501:HOH:O	2.20	0.41
1:B:357:LEU:N	1:B:358:PRO:CD	2.83	0.41
1:A:382:ARG:CZ	1:A:386:ARG:HG2	2.50	0.41
1:A:367:LEU:HD22	1:A:372:LEU:CD2	2.49	0.41
1:B:8:LEU:HA	1:B:9:PRO:HD3	1.92	0.41
1:B:62:LYS:HA	1:B:62:LYS:HD2	1.89	0.41
1:B:119:GLU:CG	1:B:123:ASN:ND2	2.83	0.41
1:B:249:PRO:HD3	1:B:350:ASN:OD1	2.20	0.41
1:B:167:ARG:NH1	1:B:185:GLU:OE1	2.54	0.41
1:A:242:GLU:HA	1:A:300:ASN:HB2	2.01	0.41
1:B:200:MET:HE3	2:B:489:HOH:O	2.20	0.41
1:B:245:MET:HG2	1:B:247:VAL:HG13	2.02	0.41
1:B:150:TYR:HD1	1:B:153:SER:OG	2.02	0.41
1:B:417:VAL:HG13	1:B:418:GLU:HG3	2.02	0.41
1:B:418:GLU:OE1	1:B:437:LYS:HE2	2.20	0.41
1:B:235:HIS:CD2	1:B:241:ASN:OD1	2.73	0.41
1:A:336:ALA:O	1:A:338:ALA:N	2.53	0.41

*Continued on next page...*

*Continued from previous page...*

Atom-1	Atom-2	Distance(Å)	Clash(Å)
1:B:132:VAL:CG1	1:B:160:PHE:HE2	2.34	0.41
1:A:79:LYS:HD2	1:A:237:ILE:HD11	2.03	0.41
1:B:367:LEU:HG	1:B:394:ILE:HD12	2.02	0.41
1:A:182:THR:C	1:A:187:TRP:HE1	2.22	0.41
1:A:116:ILE:CG2	1:A:378:GLY:HA3	2.51	0.41
1:A:61:GLU:H	1:A:61:GLU:CD	2.23	0.41
1:B:424:VAL:HG13	1:B:428:VAL:HG21	2.01	0.41
1:B:11:LEU:CD1	1:B:33:VAL:HG11	2.43	0.41
1:A:247:VAL:O	1:A:350:ASN:HA	2.20	0.41
1:B:15:VAL:HA	1:B:18:LEU:HG	2.02	0.41
1:A:351:VAL:HB	1:A:352:PRO:CD	2.51	0.41
1:B:85:LEU:HD12	1:B:220:ASN:ND2	2.34	0.41
1:B:168:VAL:HG11	1:B:173:PHE:CE2	2.55	0.41
1:B:320:ASN:HA	1:B:321:PRO:HD3	1.88	0.41
1:A:364:ASP:O	1:A:367:LEU:HB2	2.20	0.41
1:A:173:PHE:O	1:A:173:PHE:CD2	2.73	0.41
1:A:168:VAL:HG13	1:A:174:VAL:C	2.41	0.41
1:A:121:LEU:O	1:A:123:ASN:N	2.54	0.41
1:B:296:ASN:O	1:B:297:LEU:HD23	2.20	0.41
1:B:66:VAL:HG11	1:B:73:THR:OG1	2.20	0.41
1:A:314:LYS:O	1:A:314:LYS:HE3	2.21	0.41
1:A:255:VAL:HG21	1:A:284:LYS:HD2	2.02	0.41
1:B:104:VAL:HG13	1:B:368:VAL:HG11	2.02	0.41
1:A:165:TYR:CD2	1:A:190:PRO:HG3	2.54	0.41
1:A:344:ASP:CG	2:A:569:HOH:O	2.57	0.41
1:B:133:LEU:HD12	1:B:143:THR:HG21	2.01	0.41
1:A:317:ILE:HG22	1:A:332:LEU:HB3	2.02	0.41
1:A:392:PRO:HB3	1:A:419:LEU:O	2.21	0.41
1:B:269:LEU:CD2	1:B:337:GLY:C	2.89	0.41
1:B:366:LEU:HD23	1:B:366:LEU:O	2.19	0.41
1:B:411:LYS:NZ	1:B:411:LYS:HB3	2.35	0.41
1:A:89:LEU:CG	1:A:138:ASN:HB3	2.51	0.41
1:A:410:PHE:HA	1:A:430:PHE:HB2	2.02	0.41
1:A:410:PHE:O	1:A:411:LYS:C	2.57	0.41
1:A:8:LEU:CG	1:A:9:PRO:HD3	2.49	0.41
1:A:8:LEU:N	2:A:495:HOH:O	2.52	0.41
1:A:118:ILE:HD12	1:A:131:LEU:HD22	2.02	0.41
1:B:227:ILE:O	1:B:227:ILE:HG13	2.19	0.41
1:B:317:ILE:CG2	1:B:332:LEU:HB3	2.50	0.41
1:B:31:SER:O	1:B:35:ARG:HG2	2.20	0.41
1:B:164:LYS:HB2	1:B:164:LYS:HE3	1.96	0.41
1:B:152:ASN:ND2	1:B:152:ASN:N	2.68	0.41

*Continued on next page...*

*Continued from previous page...*

Atom-1	Atom-2	Distance(Å)	Clash(Å)
1:B:36:TYR:O	1:B:37:LEU:HD23	2.21	0.41
1:B:240:LYS:HG2	1:B:240:LYS:O	2.21	0.41
1:B:252:LEU:O	1:B:255:VAL:HB	2.21	0.41
1:A:93:MET:O	1:A:403:VAL:HG23	2.20	0.41
1:B:89:LEU:CD1	1:B:138:ASN:HB3	2.48	0.41
1:B:102:ILE:O	1:B:109:THR:HA	2.21	0.41
1:B:82:VAL:HG21	1:B:118:ILE:HD12	2.02	0.41
1:B:139:THR:HA	1:B:142:ASP:HB2	2.02	0.41
1:B:160:PHE:CG	1:B:160:PHE:O	2.72	0.41
1:B:236:LEU:HA	1:B:241:ASN:HB2	2.01	0.41
1:A:44:ILE:CG2	1:A:49:ILE:HD11	2.50	0.41
1:B:269:LEU:HD22	1:B:337:GLY:HA3	2.01	0.41
1:A:162:GLN:HB2	1:A:194:ASP:OD2	2.19	0.41
1:B:146:ILE:C	1:B:148:GLU:H	2.24	0.41
1:B:136:SER:HB2	1:B:189:PRO:HB3	2.01	0.41
1:B:8:LEU:O	1:B:10:GLN:N	2.53	0.41
1:B:214:GLU:C	1:B:301:LEU:HG	2.41	0.41
1:A:416:ILE:HB	1:A:419:LEU:HB2	2.02	0.41
1:A:8:LEU:HD23	1:A:8:LEU:N	2.34	0.41
1:B:236:LEU:HD21	1:B:244:CYS:HB2	2.02	0.41
1:B:240:LYS:HZ1	1:B:344:ASP:HB3	1.84	0.41
1:B:164:LYS:NZ	2:B:658:HOH:O	2.46	0.41
1:B:93:MET:O	1:B:403:VAL:HG23	2.21	0.41
1:B:85:LEU:HD12	1:B:220:ASN:HD22	1.85	0.41
1:B:461:LYS:HG3	2:B:626:HOH:O	2.21	0.41
1:B:118:ILE:HG22	1:B:122:ASN:HD21	1.86	0.41
1:B:142:ASP:O	1:B:146:ILE:HG13	2.21	0.41
1:B:235:HIS:O	1:B:239:ASN:HB2	2.20	0.41
1:A:160:PHE:C	1:A:160:PHE:CD1	2.93	0.41
1:A:56:ILE:HD11	2:A:586:HOH:O	2.21	0.41
1:A:436:LEU:CD1	1:A:440:VAL:HG11	2.38	0.41
1:A:258:GLY:O	1:A:292:PHE:HA	2.21	0.41
1:A:15:VAL:HG21	1:A:30:ILE:HD11	2.01	0.41
1:A:403:VAL:O	1:A:407:LEU:HG	2.20	0.41
1:B:12:LYS:HA	1:B:30:ILE:HD11	2.02	0.41
1:A:160:PHE:HB2	1:A:202:SER:HB2	2.03	0.41
1:B:103:GLU:CG	1:B:107:GLY:O	2.65	0.41
1:A:384:LYS:HE3	1:A:384:LYS:HA	2.01	0.41
1:A:439:LYS:CD	1:A:440:VAL:N	2.76	0.41
1:B:315:MET:HG2	1:B:338:ALA:HB3	2.01	0.41
1:B:128:LYS:HD2	2:B:670:HOH:O	2.19	0.41
1:A:105:ARG:NH1	1:A:368:VAL:O	2.53	0.41

*Continued on next page...*

*Continued from previous page...*

Atom-1	Atom-2	Distance(Å)	Clash(Å)
1:A:57:VAL:HG13	1:A:348:GLY:C	2.40	0.41
1:B:8:LEU:HA	1:B:9:PRO:HD3	1.90	0.41
1:A:250:LYS:HG2	1:A:292:PHE:CD2	2.56	0.41
1:A:97:GLY:HA2	2:A:556:HOH:O	2.19	0.41
1:B:293:ASN:HB3	2:B:488:HOH:O	2.21	0.41
1:B:248:THR:HG22	1:B:294:THR:HG22	2.03	0.41
1:B:119:GLU:HG3	1:B:154:ASN:HB3	2.03	0.41
1:A:365:LEU:O	1:A:369:GLN:HB2	2.20	0.41
1:B:176:TRP:CD2	1:B:181:LYS:HG2	2.55	0.41
1:B:366:LEU:HD23	1:B:366:LEU:O	2.21	0.41
1:B:233:LEU:O	1:B:233:LEU:HD12	2.21	0.41
1:A:134:MET:HG3	1:A:160:PHE:CE1	2.56	0.41
1:A:175:PRO:O	1:A:178:SER:HB2	2.21	0.41
1:A:110:PHE:CZ	1:A:359:VAL:HG21	2.56	0.41
1:A:83:LEU:HA	1:A:132:VAL:O	2.21	0.41
1:A:435:VAL:H	1:A:457:VAL:HG22	1.86	0.41
1:B:181:LYS:HE3	1:B:185:GLU:HB2	2.03	0.41
1:B:394:ILE:HG22	1:B:395:GLU:N	2.34	0.41
1:A:430:PHE:CD2	1:A:430:PHE:N	2.89	0.41
1:B:441:THR:O	1:B:441:THR:OG1	2.38	0.41
1:A:93:MET:O	1:A:403:VAL:HG23	2.19	0.41
1:B:56:ILE:HG13	2:B:610:HOH:O	2.20	0.41
1:B:340:ILE:CD1	1:B:347:ILE:O	2.66	0.41
1:B:56:ILE:O	1:B:58:VAL:N	2.54	0.41
1:B:266:LYS:O	1:B:268:GLN:HG3	2.21	0.41
1:B:361:ALA:N	1:B:364:ASP:OD2	2.39	0.41
1:B:260:LEU:HD12	1:B:348:GLY:HA3	2.02	0.41
1:A:193:GLY:HA2	1:A:336:ALA:N	2.35	0.41
1:B:115:VAL:HG21	1:B:150:TYR:CD2	2.55	0.41
1:A:461:LYS:HD2	2:A:625:HOH:O	2.21	0.41
1:B:44:ILE:HG13	1:B:263:TYR:OH	2.20	0.41
1:B:248:THR:HG23	1:B:292:PHE:CE2	2.55	0.41
1:A:467:GLU:HB2	2:A:590:HOH:O	2.19	0.41
1:B:422:LEU:HG	1:B:423:LYS:N	2.35	0.41
1:A:430:PHE:CZ	1:A:442:VAL:HG21	2.56	0.41
1:A:68:GLN:N	1:A:68:GLN:CD	2.73	0.41
1:B:403:VAL:HG12	1:B:407:LEU:CD1	2.51	0.41
1:B:32:LEU:HB3	2:B:683:HOH:O	2.20	0.41
1:B:268:GLN:HG2	1:B:341:ARG:HB3	2.01	0.41
1:B:66:VAL:CG1	1:B:67:SER:N	2.83	0.41
1:B:399:GLU:H	1:B:399:GLU:CD	2.22	0.41
1:B:376:VAL:O	1:B:377:ASP:C	2.59	0.41

*Continued on next page...*

*Continued from previous page...*

Atom-1	Atom-2	Distance(Å)	Clash(Å)
1:A:365:LEU:HD23	1:A:365:LEU:HA	1.87	0.41
1:A:422:LEU:HD12	1:A:423:LYS:H	1.85	0.41
1:B:250:LYS:HE2	1:B:257:GLY:H	1.85	0.41
1:A:386:ARG:HD2	1:A:387:THR:H	1.86	0.41
1:B:234:LYS:O	1:B:238:GLN:HG3	2.21	0.41
1:B:246:GLU:HG2	1:B:349:VAL:CG1	2.50	0.41
1:B:8:LEU:CD2	1:B:8:LEU:N	2.83	0.41
1:A:79:LYS:HD2	1:A:237:ILE:CD1	2.51	0.41
1:B:74:LYS:NZ	1:B:78:ASP:OD2	2.54	0.41
1:B:89:LEU:CG	2:B:661:HOH:O	2.69	0.41
1:B:424:VAL:HG13	1:B:442:VAL:HB	2.03	0.41
1:A:439:LYS:H	1:A:460:ASN:ND2	2.19	0.41
1:B:52:PRO:HB3	1:B:56:ILE:HB	2.02	0.41
1:B:371:ASP:OD2	1:B:417:VAL:HB	2.21	0.41
1:A:183:ASP:OD1	1:A:185:GLU:HB2	2.21	0.41
1:B:363:SER:HB2	1:B:394:ILE:O	2.19	0.41
1:B:370:SER:HB3	1:B:413:ILE:HG21	2.02	0.41
1:B:85:LEU:O	1:B:221:SER:CB	2.68	0.41
1:A:217:PHE:CD1	1:A:218:VAL:N	2.88	0.41
1:B:63:MET:O	1:B:65:PRO:CD	2.68	0.41
1:B:111:LEU:HD23	1:B:114:ILE:CD1	2.47	0.41
1:A:15:VAL:HA	1:A:18:LEU:HG	2.02	0.41
1:A:276:PRO:HB2	1:A:279:HIS:HD2	1.85	0.41
1:B:429:TRP:HB2	1:B:451:GLU:HG2	2.02	0.41
1:A:111:LEU:C	1:A:111:LEU:HD12	2.41	0.41
1:A:15:VAL:HG21	1:A:30:ILE:CD1	2.45	0.41
1:B:48:LYS:NZ	1:B:48:LYS:CB	2.83	0.41
1:A:98:PRO:HB2	1:A:101:VAL:HG13	2.03	0.41
1:A:200:MET:CB	1:A:205:LEU:HD23	2.50	0.41
1:B:15:VAL:O	1:B:26:LYS:HE2	2.21	0.41
1:B:122:ASN:O	1:B:154:ASN:ND2	2.54	0.41
1:A:433:SER:O	1:A:455:ARG:HA	2.21	0.41
1:B:362:SER:HB2	1:B:406:PHE:CD1	2.56	0.41
1:A:131:LEU:O	1:A:157:ILE:HA	2.21	0.41
1:B:432:SER:O	1:B:455:ARG:N	2.51	0.41
1:B:433:SER:O	1:B:455:ARG:HA	2.20	0.41
1:B:429:TRP:O	1:B:451:GLU:HA	2.21	0.41
1:A:178:SER:C	1:A:180:GLY:H	2.23	0.41
1:A:374:THR:HG23	1:A:381:THR:HB	2.03	0.41
1:A:321:PRO:HB3	1:A:330:LEU:HD23	2.03	0.41
1:B:115:VAL:HG13	1:B:155:VAL:HG11	2.02	0.41
1:B:11:LEU:HD11	1:B:33:VAL:HG11	2.00	0.41

*Continued on next page...*

*Continued from previous page...*

Atom-1	Atom-2	Distance(Å)	Clash(Å)
1:A:243:TYR:C	1:A:243:TYR:HD2	2.23	0.41
1:A:83:LEU:CB	1:A:132:VAL:HG13	2.51	0.41
1:B:239:ASN:HB2	1:B:241:ASN:OD1	2.20	0.41
1:B:35:ARG:NH2	1:B:314:LYS:HZ2	2.19	0.41
1:B:412:SER:O	2:B:495:HOH:O	2.22	0.41
1:A:245:MET:CE	1:A:269:LEU:HD13	2.51	0.41
1:A:30:ILE:HA	1:A:30:ILE:HD13	1.91	0.41
1:A:95:CYS:SG	1:A:403:VAL:HB	2.61	0.41
1:A:440:VAL:HG13	1:A:458:VAL:HG11	2.02	0.41
1:A:355:ARG:NH1	1:A:355:ARG:CG	2.58	0.41
1:B:66:VAL:HG12	2:B:502:HOH:O	2.21	0.41
1:B:94:GLY:HA3	1:B:402:LYS:CG	2.51	0.41
1:B:434:ILE:HG22	1:B:435:VAL:N	2.36	0.41
1:B:86:ASN:OD1	1:B:100:SER:HB3	2.20	0.41
1:B:82:VAL:CG1	1:B:84:LYS:HE2	2.50	0.41
1:A:439:LYS:CE	2:A:527:HOH:O	2.69	0.41
1:A:66:VAL:CG1	1:A:234:LYS:HE3	2.51	0.41
1:A:216:VAL:HB	1:A:301:LEU:HD21	2.03	0.41
1:A:410:PHE:C	1:A:412:SER:N	2.74	0.41
1:A:411:LYS:HG3	2:A:512:HOH:O	2.21	0.41
1:B:315:MET:HG2	1:B:338:ALA:HB3	2.01	0.41
1:B:295:ASN:HA	1:B:295:ASN:HD22	1.56	0.41
1:A:369:GLN:HB3	1:A:413:ILE:HG13	2.03	0.41
1:B:263:TYR:O	1:B:264:GLU:CB	2.66	0.41
1:B:437:LYS:O	1:B:459:GLU:HA	2.21	0.41
1:A:241:ASN:HD22	1:A:345:ASN:HB3	1.85	0.41
1:A:100:SER:O	1:A:110:PHE:HB2	2.20	0.41
1:B:280:VAL:CG1	1:B:284:LYS:HE3	2.51	0.41
1:A:177:PRO:HB3	1:A:182:THR:HG22	2.03	0.41
1:A:437:LYS:O	1:A:440:VAL:HG23	2.21	0.41
1:A:84:LYS:HB2	1:A:133:LEU:HD23	2.03	0.41
1:B:384:LYS:C	1:B:386:ARG:N	2.73	0.41
1:B:150:TYR:C	1:B:152:ASN:N	2.74	0.41
1:B:23:GLU:OE1	1:B:26:LYS:HD2	2.21	0.41
1:B:322:LYS:HB3	1:B:329:VAL:HG23	2.02	0.41
1:A:336:ALA:C	1:A:338:ALA:H	2.25	0.41
1:B:91:THR:HA	1:B:95:CYS:O	2.21	0.41
1:B:159:THR:O	1:B:160:PHE:HB3	2.20	0.41
1:B:261:ILE:O	1:B:267:VAL:HA	2.21	0.41
1:B:366:LEU:HD11	1:B:410:PHE:CZ	2.57	0.41
1:A:205:LEU:C	1:A:205:LEU:HD12	2.41	0.41
1:A:100:SER:CA	1:A:110:PHE:HB2	2.51	0.41

*Continued on next page...*

*Continued from previous page...*

Atom-1	Atom-2	Distance(Å)	Clash(Å)
1:B:375:LEU:HD12	1:B:375:LEU:HA	1.90	0.41
1:A:80:LEU:HD22	1:A:233:LEU:HD22	2.02	0.41
1:B:59:PRO:HA	1:B:350:ASN:HB3	2.02	0.41
1:A:169:VAL:O	1:A:173:PHE:N	2.54	0.41
1:A:429:TRP:HB2	1:A:451:GLU:CG	2.51	0.41
1:A:336:ALA:O	1:A:338:ALA:N	2.54	0.41
1:B:52:PRO:HB3	1:B:56:ILE:CB	2.50	0.41
1:A:402:LYS:O	1:A:403:VAL:C	2.58	0.41
1:A:145:LYS:HG3	1:A:146:ILE:N	2.36	0.41
1:B:298:TRP:C	1:B:299:VAL:CG1	2.90	0.41
1:B:448:VAL:HG12	1:B:449:LYS:N	2.35	0.41
1:B:223:ASN:HB3	1:B:226:ALA:HB2	2.02	0.41
1:A:91:THR:HA	1:A:95:CYS:O	2.20	0.41
1:A:29:PHE:CZ	1:A:166:PRO:HG2	2.56	0.41
1:B:54:ASP:O	1:B:58:VAL:HG13	2.20	0.41
1:B:109:THR:N	1:B:112:ASP:HB2	2.36	0.41
1:A:324:VAL:HG12	1:A:325:ASP:OD2	2.20	0.41
1:A:331:GLN:C	1:A:332:LEU:HD12	2.41	0.41
1:B:113:LEU:HA	1:B:113:LEU:HD23	1.82	0.41
1:B:202:SER:OG	1:B:204:LYS:HG2	2.21	0.41
1:B:241:ASN:HA	1:B:345:ASN:ND2	2.35	0.41
1:B:340:ILE:C	1:B:342:PHE:H	2.23	0.41
1:B:254:ASP:O	1:B:255:VAL:C	2.58	0.41
1:B:11:LEU:HD12	1:B:173:PHE:CE2	2.56	0.41
1:B:188:TYR:CD1	1:B:189:PRO:O	2.74	0.41
1:A:12:LYS:O	1:A:16:ASP:CG	2.58	0.41
1:B:239:ASN:O	1:B:240:LYS:CB	2.69	0.40
1:A:175:PRO:O	1:A:176:TRP:C	2.59	0.40
1:A:271:GLU:CG	1:A:272:ILE:N	2.84	0.40
1:B:322:LYS:HD2	2:B:695:HOH:O	2.21	0.40
1:B:56:ILE:HD13	1:B:56:ILE:HA	1.86	0.40
1:A:136:SER:HB2	1:A:189:PRO:HG3	2.04	0.40
1:A:74:LYS:HG2	1:A:125:TYR:O	2.21	0.40
1:A:190:PRO:HG2	1:A:194:ASP:CG	2.40	0.40
1:B:275:VAL:O	1:B:276:PRO:C	2.59	0.40
1:A:208:PHE:C	1:A:213:LYS:HB2	2.41	0.40
1:B:181:LYS:HD2	1:B:183:ASP:OD2	2.21	0.40
1:B:93:MET:SD	1:B:99:LYS:HE3	2.61	0.40
1:B:266:LYS:CB	2:B:598:HOH:O	2.60	0.40
1:A:245:MET:O	1:A:348:GLY:HA2	2.21	0.40
1:A:307:LEU:HB3	1:A:313:LEU:HG	2.03	0.40
1:B:368:VAL:O	1:B:368:VAL:CG1	2.69	0.40

*Continued on next page...*



*Continued from previous page...*

Atom-1	Atom-2	Distance(Å)	Clash(Å)
1:A:195:VAL:HG13	1:A:196:PHE:N	2.36	0.40
1:A:73:THR:HG21	1:A:125:TYR:CE1	2.56	0.40
1:A:251:THR:N	1:A:254:ASP:OD2	2.54	0.40
1:B:261:ILE:CD1	1:B:270:LEU:HB2	2.51	0.40
1:A:200:MET:HA	1:A:205:LEU:HB3	2.02	0.40
1:B:313:LEU:HB2	2:B:560:HOH:O	2.22	0.40
1:B:418:GLU:HB2	1:B:437:LYS:HG2	2.03	0.40
1:A:208:PHE:O	1:A:213:LYS:HB2	2.22	0.40
1:A:104:VAL:O	1:A:369:GLN:HG2	2.21	0.40
1:B:60:TYR:N	1:B:350:ASN:O	2.54	0.40
1:B:247:VAL:HB	1:B:291:ILE:HD13	2.03	0.40
1:B:289:PHE:CB	2:B:588:HOH:O	2.68	0.40
1:A:119:GLU:HA	1:A:154:ASN:O	2.21	0.40
1:B:358:PRO:HB2	1:B:360:LYS:CE	2.51	0.40
1:A:95:CYS:SG	1:A:403:VAL:HB	2.61	0.40
1:A:314:LYS:CD	2:A:563:HOH:O	2.68	0.40
1:A:441:THR:HB	1:A:462:ASN:OD1	2.21	0.40
1:B:32:LEU:CG	2:B:683:HOH:O	2.69	0.40
1:A:366:LEU:HB2	1:A:406:PHE:HZ	1.86	0.40
1:B:48:LYS:CB	1:B:48:LYS:NZ	2.85	0.40
1:A:204:LYS:O	1:A:207:THR:HB	2.22	0.40
1:A:16:ASP:HA	1:A:26:LYS:CD	2.47	0.40
1:A:258:GLY:HA2	1:A:271:GLU:HA	2.03	0.40
1:A:35:ARG:HE	1:A:314:LYS:HE2	1.87	0.40
1:B:85:LEU:O	1:B:221:SER:HB3	2.21	0.40
1:B:84:LYS:CE	2:B:471:HOH:O	2.69	0.40
1:B:362:SER:HB2	1:B:406:PHE:CG	2.56	0.40
1:B:243:TYR:HE2	1:B:297:LEU:HD22	1.86	0.40
1:B:320:ASN:N	1:B:331:GLN:O	2.54	0.40
1:B:239:ASN:O	1:B:240:LYS:O	2.39	0.40
1:B:31:SER:O	1:B:34:SER:HB2	2.21	0.40
1:A:224:LEU:HD12	1:A:368:VAL:HG11	2.04	0.40
1:A:415:SER:H	1:A:435:VAL:HA	1.85	0.40
1:B:263:TYR:HB3	1:B:268:GLN:CD	2.41	0.40
1:A:280:VAL:O	1:A:283:PHE:HB3	2.21	0.40
1:A:108:LEU:HD12	1:A:375:LEU:CD2	2.52	0.40
1:B:115:VAL:HB	1:B:150:TYR:CE1	2.56	0.40
1:A:177:PRO:C	1:A:179:LYS:H	2.25	0.40
1:B:306:LYS:CE	2:B:561:HOH:O	2.69	0.40
1:B:227:ILE:CD1	2:B:535:HOH:O	2.68	0.40
1:B:150:TYR:HB3	1:B:153:SER:HB2	2.03	0.40
1:B:85:LEU:HB2	1:B:220:ASN:HA	2.03	0.40

*Continued on next page...*

*Continued from previous page...*

Atom-1	Atom-2	Distance(Å)	Clash(Å)
1:A:105:ARG:NH1	1:A:105:ARG:HG3	2.33	0.40
1:B:337:GLY:CA	2:B:474:HOH:O	2.67	0.40
1:A:10:GLN:O	1:A:10:GLN:HG3	2.20	0.40
1:B:75:ASN:O	1:B:79:LYS:HG3	2.21	0.40
1:B:254:ASP:CG	1:B:353:ARG:HH12	2.23	0.40
1:A:263:TYR:CE2	1:A:264:GLU:HG3	2.56	0.40
1:B:122:ASN:OD1	1:B:129:VAL:N	2.45	0.40
1:A:86:ASN:OD1	2:A:477:HOH:O	2.22	0.40
1:A:259:THR:HG23	1:A:261:ILE:HG23	2.03	0.40
1:A:468:ASP:O	1:A:469:LEU:O	2.40	0.40
1:B:374:THR:OG1	2:B:645:HOH:O	2.22	0.40
1:B:355:ARG:HG2	1:B:355:ARG:HH21	1.86	0.40
1:A:35:ARG:HG3	1:A:314:LYS:CE	2.51	0.40
1:A:466:PRO:C	1:A:468:ASP:H	2.24	0.40
1:A:118:ILE:HA	1:A:121:LEU:HD12	2.02	0.40
1:A:122:ASN:O	1:A:126:GLY:N	2.52	0.40
1:A:316:GLU:CD	1:A:316:GLU:H	2.24	0.40
1:A:439:LYS:HE3	1:A:462:ASN:CG	2.41	0.40
1:A:35:ARG:O	1:A:38:SER:N	2.55	0.40
1:A:260:LEU:HD23	1:A:269:LEU:HA	2.03	0.40
1:B:192:HIS:CE1	1:B:335:ALA:HA	2.57	0.40
1:B:277:ASP:HA	1:B:280:VAL:HG23	2.04	0.40
1:A:209:LEU:HA	1:A:209:LEU:HD12	1.95	0.40
1:A:100:SER:HA	1:A:110:PHE:CD2	2.56	0.40
1:B:146:ILE:O	1:B:149:LYS:HG2	2.21	0.40
1:B:56:ILE:HD13	1:B:56:ILE:HA	1.77	0.40
1:A:261:ILE:O	1:A:267:VAL:CG2	2.69	0.40
1:A:169:VAL:HG12	1:A:171:ASP:OD1	2.21	0.40
1:A:109:THR:O	1:A:110:PHE:C	2.60	0.40
1:B:396:LEU:HD23	1:B:424:VAL:HB	2.02	0.40
1:B:227:ILE:HD11	2:B:636:HOH:O	2.20	0.40
1:B:63:MET:HE3	1:B:349:VAL:CG2	2.51	0.40
1:A:450:LEU:CD2	1:A:466:PRO:HD3	2.51	0.40
1:A:104:VAL:HG21	1:A:224:LEU:HD11	2.02	0.40
1:A:20:GLU:HG3	1:A:164:LYS:HZ3	1.86	0.40
1:A:388:ASN:HA	1:A:389:PRO:HD3	1.91	0.40
1:B:105:ARG:O	1:B:106:ASP:HB2	2.22	0.40
1:B:259:THR:O	1:B:269:LEU:HD12	2.21	0.40
1:A:241:ASN:ND2	1:A:345:ASN:ND2	2.69	0.40
1:B:93:MET:HB3	1:B:403:VAL:HG23	2.03	0.40
1:A:104:VAL:CG1	1:A:105:ARG:H	2.32	0.40
1:A:337:GLY:O	1:A:340:ILE:HG22	2.21	0.40

*Continued on next page...*

Continued from previous page...

Atom-1	Atom-2	Distance(Å)	Clash(Å)
1:B:189:PRO:HG2	1:B:189:PRO:O	2.21	0.40
1:B:315:MET:CB	1:B:334:THR:HB	2.51	0.40
1:B:303:ALA:O	1:B:307:LEU:HG	2.21	0.40
1:B:287:GLU:O	1:B:290:LYS:NZ	2.37	0.40
1:B:151:THR:C	1:B:152:ASN:HD22	2.24	0.40
1:B:400:PHE:O	1:B:406:PHE:HB2	2.22	0.40
1:A:388:ASN:HA	1:A:389:PRO:HD3	1.92	0.40
1:B:351:VAL:HB	1:B:352:PRO:HD2	2.02	0.40
1:A:245:MET:HE1	1:A:269:LEU:HD22	2.02	0.40
1:B:413:ILE:HA	1:B:414:PRO:HD3	1.91	0.40
1:A:200:MET:CG	1:A:205:LEU:HD23	2.34	0.40
1:B:66:VAL:HG13	1:B:72:GLU:CG	2.51	0.40
1:A:452:ILE:HD12	1:A:452:ILE:N	2.36	0.40
1:A:159:THR:O	1:A:160:PHE:HB3	2.21	0.40
1:B:227:ILE:CG1	1:B:355:ARG:NH2	2.82	0.40
1:B:250:LYS:HE2	1:B:254:ASP:O	2.22	0.40
1:B:101:VAL:CG2	2:B:512:HOH:O	2.68	0.40
1:A:439:LYS:O	1:A:460:ASN:HA	2.22	0.40
1:B:419:LEU:HD13	1:B:436:LEU:HB2	2.03	0.40
1:B:200:MET:HA	1:B:205:LEU:HB2	2.04	0.40
1:B:137:PHE:CE1	1:B:138:ASN:OD1	2.75	0.40

All (2) symmetry-related close contacts are listed below. The label for Atom-2 includes the symmetry operator and encoded unit-cell translations to be applied.

Atom-1	Atom-2	Distance(Å)	Clash(Å)
1:B:390:SER:OG	2:B:655:HOH:O[4_545]	2.10	0.10
1:B:305:LYS:NZ	2:B:688:HOH:O[4_555]	2.15	0.05

## 5.3 Torsion angles

### 5.3.1 Protein backbone ⓘ

In the following table, the Percentiles column shows the percent Ramachandran outliers of the chain as a percentile score with respect to all X-ray entries followed by that with respect to entries of similar resolution. The Analysed column shows the number of residues for which the backbone conformation was analysed, and the total number of residues.

Mol	Chain	Analysed	Favoured	Allowed	Outliers	Percentiles	
1	1-A	456/469 (97%)	399 (88%)	48 (10%)	9 (2%)	11	2
1	1-B	451/469 (96%)	408 (90%)	38 (8%)	5 (1%)	21	6

Continued on next page...

*Continued from previous page...*

Mol	Chain	Analysed	Favoured	Allowed	Outliers	Percentiles	
1	2-A	456/469 (97%)	407 (89%)	44 (10%)	5 (1%)	21	6
1	2-B	451/469 (96%)	405 (90%)	38 (8%)	8 (2%)	13	2
1	3-A	456/469 (97%)	415 (91%)	33 (7%)	8 (2%)	13	2
1	3-B	451/469 (96%)	410 (91%)	34 (8%)	7 (2%)	14	4
1	4-A	456/469 (97%)	403 (88%)	42 (9%)	11 (2%)	9	1
1	4-B	451/469 (96%)	411 (91%)	33 (7%)	7 (2%)	14	4
1	5-A	456/469 (97%)	406 (89%)	37 (8%)	13 (3%)	7	1
1	5-B	451/469 (96%)	406 (90%)	41 (9%)	4 (1%)	25	8
1	6-A	456/469 (97%)	402 (88%)	48 (10%)	6 (1%)	18	4
1	6-B	451/469 (96%)	399 (88%)	40 (9%)	12 (3%)	8	1
1	7-A	456/469 (97%)	415 (91%)	34 (8%)	7 (2%)	15	4
1	7-B	451/469 (96%)	407 (90%)	38 (8%)	6 (1%)	18	4
1	8-A	456/469 (97%)	403 (88%)	46 (10%)	7 (2%)	15	4
1	8-B	451/469 (96%)	409 (91%)	34 (8%)	8 (2%)	13	2
All	All	7256/7504 (97%)	6505 (90%)	628 (9%)	123 (2%)	14	3

All (123) Ramachandran outliers are listed below:

Mol	Chain	Res	Type
1	1-A	8	LEU
1	1-B	170	ALA
1	3-A	38	SER
1	3-A	319	PRO
1	3-B	96	THR
1	3-B	97	GLY
1	4-A	8	LEU
1	4-A	220	ASN
1	4-B	255	VAL
1	4-B	295	ASN
1	4-B	460	ASN
1	5-A	403	VAL
1	5-A	433	SER
1	6-B	67	SER
1	6-B	311	ASP
1	6-B	321	PRO
1	6-B	322	LYS
1	7-A	38	SER

*Continued on next page...*

*Continued from previous page...*

Mol	Chain	Res	Type
1	7-B	266	LYS
1	8-A	8	LEU
1	8-B	170	ALA
1	8-B	264	GLU
1	1-B	78	ASP
1	2-A	170	ALA
1	2-B	96	THR
1	2-B	264	GLU
1	2-B	323	GLU
1	3-A	387	THR
1	3-B	178	SER
1	4-A	313	LEU
1	5-A	460	ASN
1	5-B	9	PRO
1	5-B	27	SER
1	5-B	313	LEU
1	6-A	277	ASP
1	6-A	431	GLY
1	6-B	31	SER
1	6-B	97	GLY
1	6-B	403	VAL
1	7-A	8	LEU
1	7-A	202	SER
1	7-A	445	LYS
1	7-A	460	ASN
1	7-B	155	VAL
1	7-B	403	VAL
1	8-A	340	ILE
1	1-A	47	SER
1	1-A	69	ASP
1	1-B	150	TYR
1	2-A	8	LEU
1	2-A	18	LEU
1	2-A	171	ASP
1	3-B	10	GLN
1	4-A	86	ASN
1	4-B	97	GLY
1	5-A	8	LEU
1	5-A	122	ASN
1	5-A	170	ALA
1	5-A	184	LYS
1	5-A	238	GLN

*Continued on next page...*

*Continued from previous page...*

Mol	Chain	Res	Type
1	5-A	435	VAL
1	6-A	178	SER
1	6-A	411	LYS
1	8-A	371	ASP
1	8-A	419	LEU
1	8-B	361	ALA
1	8-B	401	LYS
1	1-A	61	GLU
1	1-A	463	ILE
1	2-B	371	ASP
1	3-A	386	ARG
1	4-A	7	ASN
1	4-A	101	VAL
1	4-A	184	LYS
1	4-B	328	LYS
1	5-A	210	SER
1	5-B	83	LEU
1	6-A	320	ASN
1	6-B	144	HIS
1	6-B	190	PRO
1	6-B	312	ALA
1	6-B	320	ASN
1	7-A	399	GLU
1	7-B	255	VAL
1	8-A	105	ARG
1	8-B	97	GLY
1	1-A	10	GLN
1	1-A	319	PRO
1	1-B	97	GLY
1	1-B	168	VAL
1	2-A	191	GLY
1	2-B	61	GLU
1	2-B	163	SER
1	3-A	184	LYS
1	3-B	390	SER
1	4-A	295	ASN
1	5-A	421	SER
1	8-A	160	PHE
1	8-B	151	THR
1	8-B	272	ILE
1	8-B	460	ASN
1	1-A	162	GLN

*Continued on next page...*

*Continued from previous page...*

Mol	Chain	Res	Type
1	2-B	190	PRO
1	2-B	397	GLY
1	4-A	345	ASN
1	4-B	337	GLY
1	6-B	196	PHE
1	7-B	265	GLY
1	8-A	313	LEU
1	3-A	9	PRO
1	3-B	56	ILE
1	4-B	9	PRO
1	6-A	8	LEU
1	7-B	190	PRO
1	1-A	190	PRO
1	4-A	190	PRO
1	3-A	70	VAL
1	3-A	320	ASN
1	3-B	57	VAL
1	4-A	255	VAL
1	5-A	352	PRO
1	5-A	195	VAL
1	7-A	197	PRO

### 5.3.2 Protein sidechains ⓘ

In the following table, the Percentiles column shows the percent sidechain outliers of the chain as a percentile score with respect to all X-ray entries followed by that with respect to entries of similar resolution. The Analysed column shows the number of residues for which the sidechain conformation was analysed, and the total number of residues.

Mol	Chain	Analysed	Rotameric	Outliers	Percentiles	
1	1-A	408/414 (99%)	394 (97%)	14 (3%)	49	28
1	1-B	404/414 (98%)	390 (96%)	14 (4%)	48	26
1	2-A	408/414 (99%)	389 (95%)	19 (5%)	36	16
1	2-B	404/414 (98%)	392 (97%)	12 (3%)	53	34
1	3-A	408/414 (99%)	396 (97%)	12 (3%)	55	36
1	3-B	404/414 (98%)	389 (96%)	15 (4%)	45	24
1	4-A	408/414 (99%)	388 (95%)	20 (5%)	35	14
1	4-B	404/414 (98%)	392 (97%)	12 (3%)	53	34
1	5-A	408/414 (99%)	392 (96%)	16 (4%)	43	22

*Continued on next page...*



*Continued from previous page...*

Mol	Chain	Analysed	Rotameric	Outliers	Percentiles	
1	5-B	404/414 (98%)	385 (95%)	19 (5%)	36	16
1	6-A	408/414 (99%)	395 (97%)	13 (3%)	51	31
1	6-B	404/414 (98%)	389 (96%)	15 (4%)	45	24
1	7-A	408/414 (99%)	395 (97%)	13 (3%)	51	31
1	7-B	404/414 (98%)	385 (95%)	19 (5%)	36	16
1	8-A	408/414 (99%)	392 (96%)	16 (4%)	43	22
1	8-B	404/414 (98%)	391 (97%)	13 (3%)	51	31
All	All	6496/6624 (98%)	6254 (96%)	242 (4%)	45	24

All (242) residues with a non-rotameric sidechain are listed below:

Mol	Chain	Res	Type
1	1-A	142	ASP
1	1-A	163	SER
1	1-A	205	LEU
1	1-A	239	ASN
1	1-A	254	ASP
1	1-A	268	GLN
1	1-A	271	GLU
1	1-A	314	LYS
1	1-A	324	VAL
1	1-A	332	LEU
1	1-A	355	ARG
1	1-A	358	PRO
1	1-A	362	SER
1	1-A	384	LYS
1	1-B	13	SER
1	1-B	80	LEU
1	1-B	86	ASN
1	1-B	141	ASP
1	1-B	150	TYR
1	1-B	171	ASP
1	1-B	176	TRP
1	1-B	200	MET
1	1-B	267	VAL
1	1-B	372	LEU
1	1-B	381	THR
1	1-B	446	SER
1	1-B	454	ASP
1	1-B	464	ASN

*Continued on next page...*

*Continued from previous page...*

Mol	Chain	Res	Type
1	2-A	11	LEU
1	2-A	34	SER
1	2-A	81	VAL
1	2-A	99	LYS
1	2-A	104	VAL
1	2-A	173	PHE
1	2-A	187	TRP
1	2-A	192	HIS
1	2-A	200	MET
1	2-A	262	SER
1	2-A	266	LYS
1	2-A	281	ASN
1	2-A	288	LYS
1	2-A	295	ASN
1	2-A	317	ILE
1	2-A	332	LEU
1	2-A	384	LYS
1	2-A	430	PHE
1	2-A	439	LYS
1	2-B	58	VAL
1	2-B	147	VAL
1	2-B	148	GLU
1	2-B	155	VAL
1	2-B	167	ARG
1	2-B	220	ASN
1	2-B	223	ASN
1	2-B	315	MET
1	2-B	347	ILE
1	2-B	357	LEU
1	2-B	360	LYS
1	2-B	381	THR
1	3-A	10	GLN
1	3-A	31	SER
1	3-A	81	VAL
1	3-A	92	THR
1	3-A	138	ASN
1	3-A	200	MET
1	3-A	209	LEU
1	3-A	271	GLU
1	3-A	314	LYS
1	3-A	330	LEU
1	3-A	332	LEU

*Continued on next page...*

*Continued from previous page...*

Mol	Chain	Res	Type
1	3-A	450	LEU
1	3-B	8	LEU
1	3-B	27	SER
1	3-B	74	LYS
1	3-B	135	ASN
1	3-B	148	GLU
1	3-B	188	TYR
1	3-B	244	CYS
1	3-B	247	VAL
1	3-B	293	ASN
1	3-B	295	ASN
1	3-B	330	LEU
1	3-B	341	ARG
1	3-B	372	LEU
1	3-B	381	THR
1	3-B	387	THR
1	4-A	24	SER
1	4-A	69	ASP
1	4-A	81	VAL
1	4-A	141	ASP
1	4-A	155	VAL
1	4-A	205	LEU
1	4-A	209	LEU
1	4-A	222	ASP
1	4-A	267	VAL
1	4-A	278	GLU
1	4-A	288	LYS
1	4-A	295	ASN
1	4-A	314	LYS
1	4-A	316	GLU
1	4-A	344	ASP
1	4-A	355	ARG
1	4-A	384	LYS
1	4-A	415	SER
1	4-A	417	VAL
1	4-A	427	ASP
1	4-B	8	LEU
1	4-B	148	GLU
1	4-B	156	ASP
1	4-B	192	HIS
1	4-B	210	SER
1	4-B	249	PRO

*Continued on next page...*

*Continued from previous page...*

Mol	Chain	Res	Type
1	4-B	268	GLN
1	4-B	288	LYS
1	4-B	357	LEU
1	4-B	360	LYS
1	4-B	362	SER
1	4-B	366	LEU
1	5-A	8	LEU
1	5-A	16	ASP
1	5-A	32	LEU
1	5-A	55	GLU
1	5-A	81	VAL
1	5-A	205	LEU
1	5-A	243	TYR
1	5-A	248	THR
1	5-A	295	ASN
1	5-A	314	LYS
1	5-A	332	LEU
1	5-A	350	ASN
1	5-A	355	ARG
1	5-A	377	ASP
1	5-A	454	ASP
1	5-A	455	ARG
1	5-B	27	SER
1	5-B	52	PRO
1	5-B	78	ASP
1	5-B	79	LYS
1	5-B	105	ARG
1	5-B	145	LYS
1	5-B	148	GLU
1	5-B	158	HIS
1	5-B	171	ASP
1	5-B	220	ASN
1	5-B	243	TYR
1	5-B	245	MET
1	5-B	254	ASP
1	5-B	297	LEU
1	5-B	360	LYS
1	5-B	387	THR
1	5-B	432	SER
1	5-B	441	THR
1	5-B	450	LEU
1	6-A	81	VAL

*Continued on next page...*

*Continued from previous page...*

Mol	Chain	Res	Type
1	6-A	111	LEU
1	6-A	192	HIS
1	6-A	205	LEU
1	6-A	209	LEU
1	6-A	266	LYS
1	6-A	272	ILE
1	6-A	314	LYS
1	6-A	320	ASN
1	6-A	332	LEU
1	6-A	345	ASN
1	6-A	355	ARG
1	6-A	384	LYS
1	6-B	69	ASP
1	6-B	101	VAL
1	6-B	105	ARG
1	6-B	111	LEU
1	6-B	179	LYS
1	6-B	192	HIS
1	6-B	227	ILE
1	6-B	295	ASN
1	6-B	299	VAL
1	6-B	347	ILE
1	6-B	357	LEU
1	6-B	360	LYS
1	6-B	365	LEU
1	6-B	382	ARG
1	6-B	408	SER
1	7-A	45	GLU
1	7-A	92	THR
1	7-A	155	VAL
1	7-A	174	VAL
1	7-A	200	MET
1	7-A	243	TYR
1	7-A	266	LYS
1	7-A	330	LEU
1	7-A	332	LEU
1	7-A	375	LEU
1	7-A	384	LYS
1	7-A	420	ASP
1	7-A	455	ARG
1	7-B	27	SER
1	7-B	51	THR

*Continued on next page...*

*Continued from previous page...*

Mol	Chain	Res	Type
1	7-B	54	ASP
1	7-B	105	ARG
1	7-B	141	ASP
1	7-B	148	GLU
1	7-B	164	LYS
1	7-B	171	ASP
1	7-B	179	LYS
1	7-B	183	ASP
1	7-B	200	MET
1	7-B	268	GLN
1	7-B	272	ILE
1	7-B	281	ASN
1	7-B	284	LYS
1	7-B	287	GLU
1	7-B	345	ASN
1	7-B	347	ILE
1	7-B	467	GLU
1	8-A	31	SER
1	8-A	55	GLU
1	8-A	81	VAL
1	8-A	92	THR
1	8-A	105	ARG
1	8-A	111	LEU
1	8-A	209	LEU
1	8-A	243	TYR
1	8-A	244	CYS
1	8-A	266	LYS
1	8-A	314	LYS
1	8-A	330	LEU
1	8-A	362	SER
1	8-A	374	THR
1	8-A	384	LYS
1	8-A	421	SER
1	8-B	45	GLU
1	8-B	105	ARG
1	8-B	141	ASP
1	8-B	223	ASN
1	8-B	236	LEU
1	8-B	288	LYS
1	8-B	293	ASN
1	8-B	357	LEU
1	8-B	360	LYS

*Continued on next page...*

*Continued from previous page...*

Mol	Chain	Res	Type
1	8-B	362	SER
1	8-B	372	LEU
1	8-B	375	LEU
1	8-B	381	THR

Some sidechains can be flipped to improve hydrogen bonding and reduce clashes. All (126) such sidechains are listed below:

Mol	Chain	Res	Type
1	1-A	75	ASN
1	1-A	138	ASN
1	1-A	162	GLN
1	1-A	239	ASN
1	1-A	345	ASN
1	1-A	464	ASN
1	1-B	75	ASN
1	1-B	86	ASN
1	1-B	120	ASN
1	1-B	135	ASN
1	1-B	138	ASN
1	1-B	152	ASN
1	1-B	162	GLN
1	1-B	220	ASN
1	1-B	268	GLN
1	1-B	464	ASN
1	2-A	50	GLN
1	2-A	138	ASN
1	2-A	158	HIS
1	2-A	238	GLN
1	2-A	241	ASN
1	2-A	268	GLN
1	2-A	279	HIS
1	2-B	50	GLN
1	2-B	138	ASN
1	2-B	152	ASN
1	2-B	154	ASN
1	2-B	162	GLN
1	2-B	220	ASN
1	2-B	235	HIS
1	2-B	239	ASN
1	2-B	279	HIS
1	2-B	296	ASN
1	2-B	345	ASN

*Continued on next page...*



*Continued from previous page...*

Mol	Chain	Res	Type
1	3-A	10	GLN
1	3-A	50	GLN
1	3-A	68	GLN
1	3-A	75	ASN
1	3-A	138	ASN
1	3-A	158	HIS
1	3-A	268	GLN
1	3-A	296	ASN
1	3-A	345	ASN
1	3-A	460	ASN
1	3-B	10	GLN
1	3-B	50	GLN
1	3-B	75	ASN
1	3-B	120	ASN
1	3-B	138	ASN
1	3-B	152	ASN
1	3-B	162	GLN
1	3-B	220	ASN
1	3-B	268	GLN
1	3-B	293	ASN
1	3-B	295	ASN
1	4-A	68	GLN
1	4-A	75	ASN
1	4-A	117	GLN
1	4-A	120	ASN
1	4-A	138	ASN
1	4-A	158	HIS
1	4-A	239	ASN
1	4-A	268	GLN
1	4-A	279	HIS
1	4-A	320	ASN
1	4-A	345	ASN
1	4-A	460	ASN
1	4-B	10	GLN
1	4-B	50	GLN
1	4-B	75	ASN
1	4-B	138	ASN
1	4-B	140	HIS
1	4-B	152	ASN
1	4-B	235	HIS
1	4-B	268	GLN
1	4-B	279	HIS

*Continued on next page...*

*Continued from previous page...*

Mol	Chain	Res	Type
1	5-A	50	GLN
1	5-A	68	GLN
1	5-A	75	ASN
1	5-A	158	HIS
1	5-A	238	GLN
1	5-A	295	ASN
1	5-B	50	GLN
1	5-B	68	GLN
1	5-B	152	ASN
1	5-B	162	GLN
1	5-B	220	ASN
1	5-B	350	ASN
1	6-A	50	GLN
1	6-A	162	GLN
1	6-A	239	ASN
1	6-A	268	GLN
1	6-A	331	GLN
1	6-A	345	ASN
1	6-A	369	GLN
1	6-A	460	ASN
1	6-B	50	GLN
1	6-B	75	ASN
1	6-B	138	ASN
1	6-B	152	ASN
1	6-B	235	HIS
1	6-B	295	ASN
1	7-A	50	GLN
1	7-A	68	GLN
1	7-A	75	ASN
1	7-A	120	ASN
1	7-A	162	GLN
1	7-A	268	GLN
1	7-A	462	ASN
1	7-B	75	ASN
1	7-B	152	ASN
1	7-B	220	ASN
1	7-B	268	GLN
1	8-A	138	ASN
1	8-A	158	HIS
1	8-A	162	GLN
1	8-A	238	GLN
1	8-A	320	ASN

*Continued on next page...*

*Continued from previous page...*

Mol	Chain	Res	Type
1	8-A	460	ASN
1	8-B	50	GLN
1	8-B	138	ASN
1	8-B	152	ASN
1	8-B	162	GLN
1	8-B	220	ASN
1	8-B	293	ASN
1	8-B	295	ASN

### 5.3.3 RNA ⓘ

There are no RNA chains in this entry.

### 5.4 Non-standard residues in protein, DNA, RNA chains ⓘ

There are no non-standard protein/DNA/RNA residues in this entry.

### 5.5 Carbohydrates ⓘ

There are no carbohydrates in this entry.

### 5.6 Ligand geometry ⓘ

There are no ligands in this entry.

### 5.7 Other polymers ⓘ

There are no such residues in this entry.

### 5.8 Polymer linkage issues

There are no chain breaks in this entry.

## 6 Fit of model and data ⓘ

### 6.1 Protein, DNA and RNA chains ⓘ

In the following table, the column labelled ‘#RSRZ> 2’ contains the number (and percentage) of RSRZ outliers, followed by percent RSRZ outliers for the chain as percentile scores relative to all X-ray entries and entries of similar resolution. The OWAB column contains the minimum, median, 95<sup>th</sup> percentile and maximum values of the occupancy-weighted average B-factor per residue. The column labelled ‘Q< 0.9’ lists the number of (and percentage) of residues with an average occupancy less than 0.9.

Mol	Chain	Analysed	<RSRZ>	#RSRZ>2	OWAB(Å <sup>2</sup> )	Q<0.9
1	1-A	460/469 (98%)	0.33	38 (8%) 11 11	9, 24, 48, 69	460 (100%)
1	1-B	455/469 (97%)	-0.18	13 (2%) 49 45	3, 17, 39, 55	455 (100%)
1	2-A	460/469 (98%)	0.33	38 (8%) 11 11	9, 24, 48, 69	460 (100%)
1	2-B	455/469 (97%)	-0.18	13 (2%) 49 45	3, 17, 39, 55	455 (100%)
1	3-A	460/469 (98%)	0.33	38 (8%) 11 11	9, 24, 48, 69	460 (100%)
1	3-B	455/469 (97%)	-0.18	13 (2%) 49 45	3, 17, 39, 55	455 (100%)
1	4-A	460/469 (98%)	0.33	38 (8%) 11 11	9, 24, 48, 69	460 (100%)
1	4-B	455/469 (97%)	-0.18	13 (2%) 49 45	3, 17, 39, 55	455 (100%)
1	5-A	460/469 (98%)	0.33	38 (8%) 11 11	9, 24, 48, 69	460 (100%)
1	5-B	455/469 (97%)	-0.18	13 (2%) 49 45	3, 17, 39, 55	455 (100%)
1	6-A	460/469 (98%)	0.33	38 (8%) 11 11	9, 24, 48, 69	460 (100%)
1	6-B	455/469 (97%)	-0.18	13 (2%) 49 45	3, 17, 39, 55	455 (100%)
1	7-A	460/469 (98%)	0.33	38 (8%) 11 11	9, 24, 48, 69	460 (100%)
1	7-B	455/469 (97%)	-0.18	13 (2%) 49 45	3, 17, 39, 55	455 (100%)
1	8-A	460/469 (98%)	0.33	38 (8%) 11 11	9, 24, 48, 69	460 (100%)
1	8-B	455/469 (97%)	-0.18	13 (2%) 49 45	3, 17, 39, 55	455 (100%)
All	All	7320/7504 (97%)	0.08	408 (5%) 23 21	3, 21, 47, 69	7320 (100%)

All (408) RSRZ outliers are listed below:

Mol	Chain	Res	Type	RSRZ
1	1-A	385	ALA	6.9
1	2-A	385	ALA	6.9
1	3-A	385	ALA	6.9
1	4-A	385	ALA	6.9
1	5-A	385	ALA	6.9

*Continued on next page...*

*Continued from previous page...*

Mol	Chain	Res	Type	RSRZ
1	6-A	385	ALA	6.9
1	7-A	385	ALA	6.9
1	8-A	385	ALA	6.9
1	1-A	8	LEU	6.2
1	2-A	8	LEU	6.2
1	3-A	8	LEU	6.2
1	4-A	8	LEU	6.2
1	5-A	8	LEU	6.2
1	6-A	8	LEU	6.2
1	7-A	8	LEU	6.2
1	8-A	8	LEU	6.2
1	1-A	44	ILE	6.1
1	2-A	44	ILE	6.1
1	3-A	44	ILE	6.1
1	4-A	44	ILE	6.1
1	5-A	44	ILE	6.1
1	6-A	44	ILE	6.1
1	7-A	44	ILE	6.1
1	8-A	44	ILE	6.1
1	1-A	384	LYS	6.0
1	2-A	384	LYS	6.0
1	3-A	384	LYS	6.0
1	4-A	384	LYS	6.0
1	5-A	384	LYS	6.0
1	6-A	384	LYS	6.0
1	7-A	384	LYS	6.0
1	8-A	384	LYS	6.0
1	1-A	287	GLU	5.9
1	2-A	287	GLU	5.9
1	3-A	287	GLU	5.9
1	4-A	287	GLU	5.9
1	5-A	287	GLU	5.9
1	6-A	287	GLU	5.9
1	7-A	287	GLU	5.9
1	8-A	287	GLU	5.9
1	1-A	387	THR	5.8
1	2-A	387	THR	5.8
1	3-A	387	THR	5.8
1	4-A	387	THR	5.8
1	5-A	387	THR	5.8
1	6-A	387	THR	5.8
1	7-A	387	THR	5.8

*Continued on next page...*

*Continued from previous page...*

Mol	Chain	Res	Type	RSRZ
1	8-A	387	THR	5.8
1	1-A	7	ASN	5.6
1	2-A	7	ASN	5.6
1	3-A	7	ASN	5.6
1	4-A	7	ASN	5.6
1	5-A	7	ASN	5.6
1	6-A	7	ASN	5.6
1	7-A	7	ASN	5.6
1	8-A	7	ASN	5.6
1	1-A	70	VAL	4.9
1	2-A	70	VAL	4.9
1	3-A	70	VAL	4.9
1	4-A	70	VAL	4.9
1	5-A	70	VAL	4.9
1	6-A	70	VAL	4.9
1	7-A	70	VAL	4.9
1	8-A	70	VAL	4.9
1	1-A	68	GLN	4.9
1	2-A	68	GLN	4.9
1	3-A	68	GLN	4.9
1	4-A	68	GLN	4.9
1	5-A	68	GLN	4.9
1	6-A	68	GLN	4.9
1	7-A	68	GLN	4.9
1	8-A	68	GLN	4.9
1	1-A	55	GLU	4.9
1	2-A	55	GLU	4.9
1	3-A	55	GLU	4.9
1	4-A	55	GLU	4.9
1	5-A	55	GLU	4.9
1	6-A	55	GLU	4.9
1	7-A	55	GLU	4.9
1	8-A	55	GLU	4.9
1	1-A	251	THR	4.4
1	2-A	251	THR	4.4
1	3-A	251	THR	4.4
1	4-A	251	THR	4.4
1	5-A	251	THR	4.4
1	6-A	251	THR	4.4
1	7-A	251	THR	4.4
1	8-A	251	THR	4.4
1	1-A	288	LYS	4.4

*Continued on next page...*

*Continued from previous page...*

Mol	Chain	Res	Type	RSRZ
1	2-A	288	LYS	4.4
1	3-A	288	LYS	4.4
1	4-A	288	LYS	4.4
1	5-A	288	LYS	4.4
1	6-A	288	LYS	4.4
1	7-A	288	LYS	4.4
1	8-A	288	LYS	4.4
1	1-A	379	PHE	4.3
1	2-A	379	PHE	4.3
1	3-A	379	PHE	4.3
1	4-A	379	PHE	4.3
1	5-A	379	PHE	4.3
1	6-A	379	PHE	4.3
1	7-A	379	PHE	4.3
1	8-A	379	PHE	4.3
1	1-A	69	ASP	3.9
1	2-A	69	ASP	3.9
1	3-A	69	ASP	3.9
1	4-A	69	ASP	3.9
1	5-A	69	ASP	3.9
1	6-A	69	ASP	3.9
1	7-A	69	ASP	3.9
1	8-A	69	ASP	3.9
1	1-A	371	ASP	3.8
1	2-A	371	ASP	3.8
1	3-A	371	ASP	3.8
1	4-A	371	ASP	3.8
1	5-A	371	ASP	3.8
1	6-A	371	ASP	3.8
1	7-A	371	ASP	3.8
1	8-A	371	ASP	3.8
1	1-A	467	GLU	3.7
1	2-A	467	GLU	3.7
1	3-A	467	GLU	3.7
1	4-A	467	GLU	3.7
1	5-A	467	GLU	3.7
1	6-A	467	GLU	3.7
1	7-A	467	GLU	3.7
1	8-A	467	GLU	3.7
1	1-B	150	TYR	3.6
1	2-B	150	TYR	3.6
1	3-B	150	TYR	3.6

*Continued on next page...*

*Continued from previous page...*

Mol	Chain	Res	Type	RSRZ
1	4-B	150	TYR	3.6
1	5-B	150	TYR	3.6
1	6-B	150	TYR	3.6
1	7-B	150	TYR	3.6
1	8-B	150	TYR	3.6
1	1-A	389	PRO	3.5
1	2-A	389	PRO	3.5
1	3-A	389	PRO	3.5
1	4-A	389	PRO	3.5
1	5-A	389	PRO	3.5
1	6-A	389	PRO	3.5
1	7-A	389	PRO	3.5
1	8-A	389	PRO	3.5
1	1-A	388	ASN	3.5
1	2-A	388	ASN	3.5
1	3-A	388	ASN	3.5
1	4-A	388	ASN	3.5
1	5-A	388	ASN	3.5
1	6-A	388	ASN	3.5
1	7-A	388	ASN	3.5
1	8-A	388	ASN	3.5
1	1-A	252	LEU	3.3
1	2-A	252	LEU	3.3
1	3-A	252	LEU	3.3
1	4-A	252	LEU	3.3
1	5-A	252	LEU	3.3
1	6-A	252	LEU	3.3
1	7-A	252	LEU	3.3
1	8-A	252	LEU	3.3
1	1-A	11	LEU	3.2
1	2-A	11	LEU	3.2
1	3-A	11	LEU	3.2
1	4-A	11	LEU	3.2
1	5-A	11	LEU	3.2
1	6-A	11	LEU	3.2
1	7-A	11	LEU	3.2
1	8-A	11	LEU	3.2
1	1-B	327	VAL	3.1
1	2-B	327	VAL	3.1
1	3-B	327	VAL	3.1
1	4-B	327	VAL	3.1
1	5-B	327	VAL	3.1

*Continued on next page...*



*Continued from previous page...*

Mol	Chain	Res	Type	RSRZ
1	6-B	327	VAL	3.1
1	7-B	327	VAL	3.1
1	8-B	327	VAL	3.1
1	1-A	469	LEU	3.1
1	2-A	469	LEU	3.1
1	3-A	469	LEU	3.1
1	4-A	469	LEU	3.1
1	5-A	469	LEU	3.1
1	6-A	469	LEU	3.1
1	7-A	469	LEU	3.1
1	8-A	469	LEU	3.1
1	1-B	173	PHE	3.1
1	2-B	173	PHE	3.1
1	3-B	173	PHE	3.1
1	4-B	173	PHE	3.1
1	5-B	173	PHE	3.1
1	6-B	173	PHE	3.1
1	7-B	173	PHE	3.1
1	8-B	173	PHE	3.1
1	1-A	289	PHE	3.0
1	2-A	289	PHE	3.0
1	3-A	289	PHE	3.0
1	4-A	289	PHE	3.0
1	5-A	289	PHE	3.0
1	6-A	289	PHE	3.0
1	7-A	289	PHE	3.0
1	8-A	289	PHE	3.0
1	1-A	285	SER	3.0
1	2-A	285	SER	3.0
1	3-A	285	SER	3.0
1	4-A	285	SER	3.0
1	5-A	285	SER	3.0
1	6-A	285	SER	3.0
1	7-A	285	SER	3.0
1	8-A	285	SER	3.0
1	1-A	417	VAL	2.9
1	2-A	417	VAL	2.9
1	3-A	417	VAL	2.9
1	4-A	417	VAL	2.9
1	5-A	417	VAL	2.9
1	6-A	417	VAL	2.9
1	7-A	417	VAL	2.9

*Continued on next page...*

*Continued from previous page...*

Mol	Chain	Res	Type	RSRZ
1	8-A	417	VAL	2.9
1	1-B	141	ASP	2.9
1	2-B	141	ASP	2.9
1	3-B	141	ASP	2.9
1	4-B	141	ASP	2.9
1	5-B	141	ASP	2.9
1	6-B	141	ASP	2.9
1	7-B	141	ASP	2.9
1	8-B	141	ASP	2.9
1	1-B	151	THR	2.9
1	2-B	151	THR	2.9
1	3-B	151	THR	2.9
1	4-B	151	THR	2.9
1	5-B	151	THR	2.9
1	6-B	151	THR	2.9
1	7-B	151	THR	2.9
1	8-B	151	THR	2.9
1	1-A	6	GLU	2.9
1	2-A	6	GLU	2.9
1	3-A	6	GLU	2.9
1	4-A	6	GLU	2.9
1	5-A	6	GLU	2.9
1	6-A	6	GLU	2.9
1	7-A	6	GLU	2.9
1	8-A	6	GLU	2.9
1	1-A	59	PRO	2.7
1	2-A	59	PRO	2.7
1	3-A	59	PRO	2.7
1	4-A	59	PRO	2.7
1	5-A	59	PRO	2.7
1	6-A	59	PRO	2.7
1	7-A	59	PRO	2.7
1	8-A	59	PRO	2.7
1	1-A	123	ASN	2.6
1	2-A	123	ASN	2.6
1	3-A	123	ASN	2.6
1	4-A	123	ASN	2.6
1	5-A	123	ASN	2.6
1	6-A	123	ASN	2.6
1	7-A	123	ASN	2.6
1	8-A	123	ASN	2.6
1	1-B	8	LEU	2.6

*Continued on next page...*

*Continued from previous page...*

Mol	Chain	Res	Type	RSRZ
1	2-B	8	LEU	2.6
1	3-B	8	LEU	2.6
1	4-B	8	LEU	2.6
1	5-B	8	LEU	2.6
1	6-B	8	LEU	2.6
1	7-B	8	LEU	2.6
1	8-B	8	LEU	2.6
1	1-A	324	VAL	2.6
1	2-A	324	VAL	2.6
1	3-A	324	VAL	2.6
1	4-A	324	VAL	2.6
1	5-A	324	VAL	2.6
1	6-A	324	VAL	2.6
1	7-A	324	VAL	2.6
1	8-A	324	VAL	2.6
1	1-A	75	ASN	2.6
1	2-A	75	ASN	2.6
1	3-A	75	ASN	2.6
1	4-A	75	ASN	2.6
1	5-A	75	ASN	2.6
1	6-A	75	ASN	2.6
1	7-A	75	ASN	2.6
1	8-A	75	ASN	2.6
1	1-A	210	SER	2.6
1	2-A	210	SER	2.6
1	3-A	210	SER	2.6
1	4-A	210	SER	2.6
1	5-A	210	SER	2.6
1	6-A	210	SER	2.6
1	7-A	210	SER	2.6
1	8-A	210	SER	2.6
1	1-B	324	VAL	2.5
1	2-B	324	VAL	2.5
1	3-B	324	VAL	2.5
1	4-B	324	VAL	2.5
1	5-B	324	VAL	2.5
1	6-B	324	VAL	2.5
1	7-B	324	VAL	2.5
1	8-B	324	VAL	2.5
1	1-A	276	PRO	2.5
1	2-A	276	PRO	2.5
1	3-A	276	PRO	2.5

*Continued on next page...*

*Continued from previous page...*

Mol	Chain	Res	Type	RSRZ
1	4-A	276	PRO	2.5
1	5-A	276	PRO	2.5
1	6-A	276	PRO	2.5
1	7-A	276	PRO	2.5
1	8-A	276	PRO	2.5
1	1-A	67	SER	2.4
1	2-A	67	SER	2.4
1	3-A	67	SER	2.4
1	4-A	67	SER	2.4
1	5-A	67	SER	2.4
1	6-A	67	SER	2.4
1	7-A	67	SER	2.4
1	8-A	67	SER	2.4
1	1-B	46	TRP	2.3
1	2-B	46	TRP	2.3
1	3-B	46	TRP	2.3
1	4-B	46	TRP	2.3
1	5-B	46	TRP	2.3
1	6-B	46	TRP	2.3
1	7-B	46	TRP	2.3
1	8-B	46	TRP	2.3
1	1-A	171	ASP	2.3
1	1-A	277	ASP	2.3
1	2-A	171	ASP	2.3
1	2-A	277	ASP	2.3
1	3-A	171	ASP	2.3
1	3-A	277	ASP	2.3
1	4-A	171	ASP	2.3
1	4-A	277	ASP	2.3
1	5-A	171	ASP	2.3
1	5-A	277	ASP	2.3
1	6-A	171	ASP	2.3
1	6-A	277	ASP	2.3
1	7-A	171	ASP	2.3
1	7-A	277	ASP	2.3
1	8-A	171	ASP	2.3
1	8-A	277	ASP	2.3
1	1-A	62	LYS	2.3
1	2-A	62	LYS	2.3
1	3-A	62	LYS	2.3
1	4-A	62	LYS	2.3
1	5-A	62	LYS	2.3

*Continued on next page...*

*Continued from previous page...*

Mol	Chain	Res	Type	RSRZ
1	6-A	62	LYS	2.3
1	7-A	62	LYS	2.3
1	8-A	62	LYS	2.3
1	1-B	281	ASN	2.2
1	2-B	281	ASN	2.2
1	3-B	281	ASN	2.2
1	4-B	281	ASN	2.2
1	5-B	281	ASN	2.2
1	6-B	281	ASN	2.2
1	7-B	281	ASN	2.2
1	8-B	281	ASN	2.2
1	1-A	71	ALA	2.2
1	1-B	170	ALA	2.2
1	2-A	71	ALA	2.2
1	2-B	170	ALA	2.2
1	3-A	71	ALA	2.2
1	3-B	170	ALA	2.2
1	4-A	71	ALA	2.2
1	4-B	170	ALA	2.2
1	5-A	71	ALA	2.2
1	5-B	170	ALA	2.2
1	6-A	71	ALA	2.2
1	6-B	170	ALA	2.2
1	7-A	71	ALA	2.2
1	7-B	170	ALA	2.2
1	8-A	71	ALA	2.2
1	8-B	170	ALA	2.2
1	1-B	144	HIS	2.1
1	2-B	144	HIS	2.1
1	3-B	144	HIS	2.1
1	4-B	144	HIS	2.1
1	5-B	144	HIS	2.1
1	6-B	144	HIS	2.1
1	7-B	144	HIS	2.1
1	8-B	144	HIS	2.1
1	1-A	218	VAL	2.1
1	2-A	218	VAL	2.1
1	3-A	218	VAL	2.1
1	4-A	218	VAL	2.1
1	5-A	218	VAL	2.1
1	6-A	218	VAL	2.1
1	7-A	218	VAL	2.1

*Continued on next page...*

*Continued from previous page...*

Mol	Chain	Res	Type	RSRZ
1	8-A	218	VAL	2.1
1	1-B	96	THR	2.1
1	2-B	96	THR	2.1
1	3-B	96	THR	2.1
1	4-B	96	THR	2.1
1	5-B	96	THR	2.1
1	6-B	96	THR	2.1
1	7-B	96	THR	2.1
1	8-B	96	THR	2.1
1	1-A	390	SER	2.0
1	2-A	390	SER	2.0
1	3-A	390	SER	2.0
1	4-A	390	SER	2.0
1	5-A	390	SER	2.0
1	6-A	390	SER	2.0
1	7-A	390	SER	2.0
1	8-A	390	SER	2.0
1	1-B	171	ASP	2.0
1	2-B	171	ASP	2.0
1	3-B	171	ASP	2.0
1	4-B	171	ASP	2.0
1	5-B	171	ASP	2.0
1	6-B	171	ASP	2.0
1	7-B	171	ASP	2.0
1	8-B	171	ASP	2.0

## 6.2 Non-standard residues in protein, DNA, RNA chains ⓘ

There are no non-standard protein/DNA/RNA residues in this entry.

## 6.3 Carbohydrates ⓘ

There are no carbohydrates in this entry.

## 6.4 Ligands ⓘ

There are no ligands in this entry.

## 6.5 Other polymers ⓘ

There are no such residues in this entry.