



# Full wwPDB X-ray Structure Validation Report

Feb 26, 2014 – 09:12 PM GMT

PDB ID : 1QTY  
Title : VASCULAR ENDOTHELIAL GROWTH FACTOR IN COMPLEX WITH  
DOMAIN 2 OF THE FLT-1 RECEPTOR  
Authors : Wiesmann, C.; de Vos, A.M.  
Deposited on : 1999-06-29  
Resolution : 2.70 Å(reported)

This is a full wwPDB validation report for a publicly released PDB entry.  
We welcome your comments at [validation@mail.wwpdb.org](mailto:validation@mail.wwpdb.org)  
A user guide is available at <http://wwpdb.org/ValidationPDFNotes.html>

---

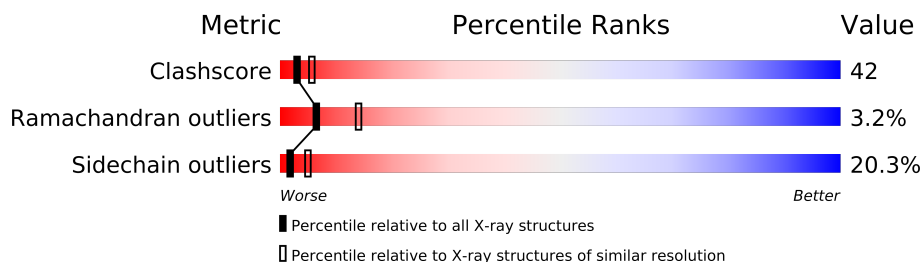
The following versions of software and data (see [references](#)) were used in the production of this report:

MolProbity : 4.02b-467  
Mogul : 1.15 2013  
Xtriage (Phenix) : **NOT EXECUTED**  
EDS : **NOT EXECUTED**  
Percentile statistics : 21963  
Ideal geometry (proteins) : Engh & Huber (2001)  
Ideal geometry (DNA, RNA) : Parkinson et. al. (1996)  
Validation Pipeline (wwPDB-VP) : stable22683

# 1 Overall quality at a glance

The reported resolution of this entry is 2.70 Å.

Percentile scores (ranging between 0-100) for global validation metrics of the entry are shown in the following graphic. The table shows the number of entries on which the scores are based.



Metric	Whole archive (#Entries)	Similar resolution (#Entries, resolution range(Å))
Clashscore	79885	1939 (2.70-2.70)
Ramachandran outliers	78287	1905 (2.70-2.70)
Sidechain outliers	78261	1905 (2.70-2.70)

The table below summarises the geometric issues observed across the polymeric chains and their fit to the electron density. The red, orange, yellow and green segments on the lower bar indicate the fraction of residues that contain outliers for  $\geq 3$ , 2, 1 and 0 types of geometric quality criteria. The upper red bar (where present) indicates the fraction of residues that have poor fit to the electron density.

Note EDS was not executed.

Mol	Chain	Length	Quality of chain
1	R	102	
1	S	102	
1	V	102	
1	W	102	
2	T	101	
2	U	101	
2	X	101	
2	Y	101	

## 2 Entry composition

There are 2 unique types of molecules in this entry. The entry contains 6121 atoms, of which 0 are hydrogen and 0 are deuterium.

In the tables below, the ZeroOcc column contains the number of atoms modelled with zero occupancy, the AltConf column contains the number of residues with at least one atom in alternate conformation and the Trace column contains the number of residues modelled with at most 2 atoms.

- Molecule 1 is a protein called VASCULAR ENDOTHELIAL GROWTH FACTOR.

Mol	Chain	Residues	Atoms					ZeroOcc	AltConf	Trace
1	V	95	Total	C	N	O	S	0	0	0
			770	483	129	145	13			
1	W	95	Total	C	N	O	S	0	0	0
			770	483	129	145	13			
1	R	95	Total	C	N	O	S	0	0	0
			770	483	129	145	13			
1	S	96	Total	C	N	O	S	0	0	0
			779	489	131	146	13			

- Molecule 2 is a protein called FMS-LIKE TYROSINE KINASE 1.


Mol	Chain	Residues	Atoms					ZeroOcc	AltConf	Trace
2	X	94	Total	C	N	O	S	0	0	0
			758	487	130	137	4			
2	Y	94	Total	C	N	O	S	0	0	0
			758	487	130	137	4			
2	T	94	Total	C	N	O	S	0	0	0
			758	487	130	137	4			
2	U	94	Total	C	N	O	S	0	0	0
			758	487	130	137	4			

### 3 Residue-property plots

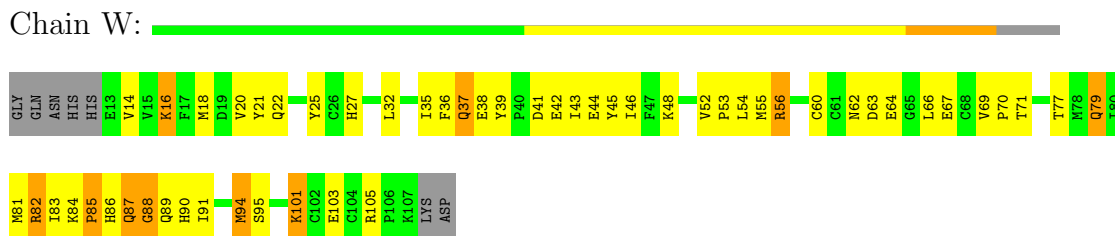
These plots are drawn for all protein, RNA and DNA chains in the entry. The first graphic for a chain summarises the proportions of errors displayed in the second graphic. The second graphic shows the sequence view annotated by issues in geometry and electron density. Residues are color-coded according to the number of geometric quality criteria for which they contain at least one outlier: green = 0, yellow = 1, orange = 2 and red = 3 or more. A red dot above a residue indicates a poor fit to the electron density ( $RSRZ > 2$ ). Stretches of 2 or more consecutive residues without any outlier are shown as a green connector. Residues present in the sample, but not in the model, are shown in grey.

Note EDS was not executed.

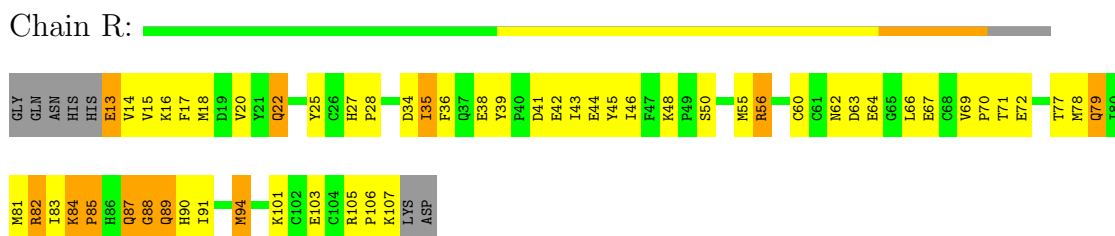
#### • Molecule 1: VASCULAR ENDOTHELIAL GROWTH FACTOR



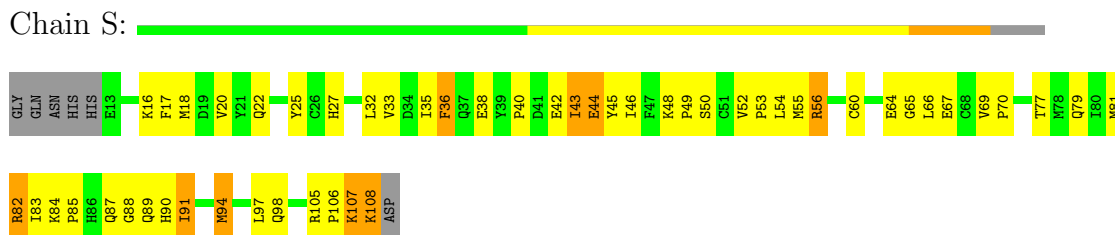
#### • Molecule 1: VASCULAR ENDOTHELIAL GROWTH FACTOR



#### • Molecule 1: VASCULAR ENDOTHELIAL GROWTH FACTOR



#### • Molecule 1: VASCULAR ENDOTHELIAL GROWTH FACTOR



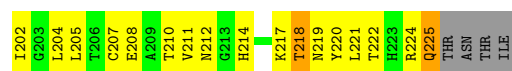
#### • Molecule 2: FMS-LIKE TYROSINE KINASE 1

Chain X: 



• Molecule 2: FMS-LIKE TYROSINE KINASE 1

Chain Y: 



• Molecule 2: FMS-LIKE TYROSINE KINASE 1

Chain T: 



• Molecule 2: FMS-LIKE TYROSINE KINASE 1

Chain U: 



## 4 Data and refinement statistics

Xtriage (Phenix) and EDS were not executed - this section will therefore be incomplete.

Property	Value	Source
Space group	C 1 2 1	Depositor
Cell constants a, b, c, $\alpha$ , $\beta$ , $\gamma$	124.31Å 67.01Å 120.84Å 90.00° 118.15° 90.00°	Depositor
Resolution (Å)	20.00 – 2.70	Depositor
% Data completeness (in resolution range)	92.6 (20.00-2.70)	Depositor
$R_{merge}$	(Not available)	Depositor
$R_{sym}$	0.05	Depositor
Refinement program	X-PLOR 3.851	Depositor
R, $R_{free}$	0.233 , 0.284	Depositor
Estimated twinning fraction	No twinning to report.	Xtriage
Total number of atoms	6121	wwPDB-VP
Average B, all atoms (Å <sup>2</sup> )	63.0	wwPDB-VP

## 5 Model quality ⓘ

### 5.1 Standard geometry ⓘ

The Z score for a bond length (or angle) is the number of standard deviations the observed value is removed from the expected value. A bond length (or angle) with  $|Z| > 5$  is considered an outlier worth inspection. RMSZ is the root-mean-square of all Z scores of the bond lengths (or angles).

Mol	Chain	Bond lengths		Bond angles	
		RMSZ	$\# Z  > 5$	RMSZ	$\# Z  > 5$
1	R	0.54	0/788	0.74	0/1062
1	S	0.54	0/797	0.70	0/1073
1	V	0.58	1/788 (0.1%)	0.78	1/1062 (0.1%)
1	W	0.56	0/788	0.72	0/1062
2	T	0.54	0/775	0.77	0/1051
2	U	0.59	0/775	0.84	1/1051 (0.1%)
2	X	0.59	0/775	0.80	0/1051
2	Y	0.61	0/775	0.83	0/1051
All	All	0.57	1/6261 (0.0%)	0.77	2/8463 (0.0%)

All (1) bond length outliers are listed below:

Mol	Chain	Res	Type	Atoms	Z	Observed(Å)	Ideal(Å)
1	V	82	ARG	CZ-NH1	-5.23	1.26	1.33

All (2) bond angle outliers are listed below:

Mol	Chain	Res	Type	Atoms	Z	Observed(°)	Ideal(°)
1	V	82	ARG	NE-CZ-NH2	8.63	124.62	120.30
2	U	214	HIS	CB-CA-C	-5.87	98.66	110.40

There are no chirality outliers.

There are no planarity outliers.

### 5.2 Close contacts ⓘ

In the following table, the Non-H and H(model) columns list the number of non-hydrogen atoms and hydrogen atoms in the chain respectively. The H(added) column lists the number of hydrogens added by MolProbity. The Clashes column lists the number of clashes within the asymmetric unit, and the number in parentheses is this value normalized per 1000 atoms of the molecule in the chain. The Symm-Clashes column gives symmetry related clashes, in the same way as for the Clashes column.

Mol	Chain	Non-H	H(model)	H(added)	Clashes	Symm-Clashes
1	R	770	0	732	66	0
1	S	779	0	745	60	0
1	V	770	0	732	63	0
1	W	770	0	732	51	0
2	T	758	0	775	62	0
2	U	758	0	775	102	0
2	X	758	0	775	82	0
2	Y	758	0	775	59	0
All	All	6121	0	6041	507	0

Clashscore is defined as the number of clashes calculated for the entry per 1000 atoms (including hydrogens) of the entry. The overall clashscore for this entry is 42.

All (507) close contacts within the same asymmetric unit are listed below.

Atom-1	Atom-2	Distance(Å)	Clash(Å)
2:U:133:ARG:HH22	2:U:139:TYR:CB	1.52	1.22
2:U:133:ARG:NH2	2:U:139:TYR:HB2	1.56	1.19
2:X:183:ARG:HH11	2:X:183:ARG:HG2	1.01	1.18
2:X:178:ILE:HD12	2:T:183:ARG:HD2	1.20	1.16
2:X:174:LEU:HD12	2:X:174:LEU:H	1.14	1.12
1:W:56:ARG:HG3	1:W:56:ARG:HH11	1.03	1.11
1:W:91:ILE:HG13	2:Y:142:ILE:HD12	1.29	1.11
2:T:139:TYR:H	2:T:218:THR:HG22	1.03	1.11
2:Y:183:ARG:HH11	2:Y:183:ARG:HG2	0.97	1.10
2:U:183:ARG:HH11	2:U:183:ARG:HG2	1.09	1.10
1:R:45:TYR:HD1	1:R:82:ARG:HB3	1.18	1.08
1:V:36:PHE:CZ	1:V:43:ILE:HG23	1.88	1.08
2:T:183:ARG:HH11	2:T:183:ARG:HG2	0.99	1.07
2:Y:138:MET:HG2	2:Y:218:THR:HG23	1.35	1.05
2:Y:139:TYR:H	2:Y:218:THR:HG22	1.19	1.04
1:V:45:TYR:HD1	1:V:82:ARG:HB3	1.22	1.02
1:S:18:MET:O	1:S:22:GLN:HG3	1.60	1.01
2:T:139:TYR:N	2:T:218:THR:HG22	1.77	1.00
2:T:138:MET:HA	2:T:218:THR:CG2	1.89	1.00
2:U:133:ARG:HH22	2:U:139:TYR:HB2	0.86	1.00
2:Y:138:MET:HA	2:Y:218:THR:CG2	1.93	0.98
2:X:199:TYR:CE1	2:X:200:LYS:HG2	1.99	0.97
1:R:45:TYR:CD1	1:R:82:ARG:HB3	1.98	0.97
1:S:56:ARG:HH11	1:S:56:ARG:CG	1.78	0.96
1:S:56:ARG:HH11	1:S:56:ARG:HG3	1.25	0.96
1:V:36:PHE:CE1	1:V:43:ILE:HD13	2.01	0.95
1:V:87:GLN:O	1:V:87:GLN:HG2	1.64	0.94
1:S:45:TYR:HD1	1:S:82:ARG:HB3	1.30	0.94

*Continued on next page...*



*Continued from previous page...*

Atom-1	Atom-2	Distance(Å)	Clash(Å)
2:U:133:ARG:HH12	2:U:139:TYR:H	1.02	0.94
2:U:199:TYR:CE1	2:U:200:LYS:HG2	2.02	0.94
1:S:45:TYR:CD1	1:S:82:ARG:HB3	2.03	0.93
2:T:183:ARG:NH1	2:T:183:ARG:HG2	1.74	0.92
2:Y:157:PRO:HG2	2:Y:220:TYR:CE1	2.04	0.92
2:X:183:ARG:NH1	2:X:183:ARG:HG2	1.74	0.91
1:W:18:MET:O	1:W:22:GLN:HG3	1.70	0.91
2:U:136:VAL:HG21	2:U:159:ARG:HG3	1.52	0.90
2:U:183:ARG:NH1	2:U:183:ARG:HG2	1.82	0.90
2:Y:183:ARG:NH1	2:Y:183:ARG:HG2	1.68	0.90
2:X:182:LYS:O	2:X:185:ILE:HD11	1.70	0.90
1:W:56:ARG:CG	1:W:56:ARG:HH11	1.81	0.90
2:Y:139:TYR:N	2:Y:218:THR:HG22	1.87	0.90
1:V:44:GLU:HG2	1:V:45:TYR:HD2	1.35	0.89
1:R:91:ILE:HG13	2:T:142:ILE:HD12	1.52	0.89
2:T:138:MET:HA	2:T:218:THR:HG21	1.56	0.88
1:W:63:ASP:HB3	1:W:66:LEU:HD12	1.55	0.88
2:Y:225:GLN:C	2:Y:225:GLN:CD	2.32	0.88
1:S:25:TYR:O	1:S:27:HIS:HD2	1.57	0.88
2:U:133:ARG:HH12	2:U:139:TYR:N	1.72	0.88
1:W:55:MET:O	1:W:56:ARG:HD3	1.73	0.88
1:W:56:ARG:NH1	1:W:56:ARG:HG3	1.85	0.87
2:X:178:ILE:HD12	2:T:183:ARG:CD	2.05	0.87
1:V:36:PHE:HZ	1:V:43:ILE:HG23	1.33	0.86
2:Y:225:GLN:O	2:Y:225:GLN:CD	2.12	0.86
1:W:45:TYR:HD1	1:W:82:ARG:HB3	1.41	0.86
2:X:183:ARG:HH12	2:X:194:ILE:CG2	1.89	0.86
2:U:183:ARG:HH12	2:U:194:ILE:CG2	1.89	0.85
2:U:133:ARG:NH1	2:U:139:TYR:N	2.25	0.85
2:X:174:LEU:HD12	2:X:174:LEU:N	1.91	0.85
1:V:18:MET:O	1:V:22:GLN:HG3	1.76	0.84
1:S:40:PRO:O	1:S:43:ILE:HD11	1.79	0.83
2:T:183:ARG:CG	2:T:183:ARG:HH11	1.89	0.83
2:T:134:PRO:O	2:T:160:VAL:HG12	1.77	0.83
2:X:146:ILE:HD12	2:X:220:TYR:HB3	1.60	0.82
2:U:133:ARG:NH1	2:U:139:TYR:H	1.76	0.82
1:R:56:ARG:HH11	1:R:56:ARG:HG3	1.44	0.82
2:X:183:ARG:CG	2:X:183:ARG:HH11	1.88	0.81
2:U:155:VAL:O	2:U:157:PRO:HD3	1.80	0.81
2:Y:196:ASN:HD22	2:Y:196:ASN:N	1.78	0.81
2:T:196:ASN:N	2:T:196:ASN:HD22	1.77	0.81
2:Y:138:MET:HA	2:Y:218:THR:HG21	1.59	0.81

*Continued on next page...*

*Continued from previous page...*

Atom-1	Atom-2	Distance(Å)	Clash(Å)
2:U:196:ASN:HD22	2:U:196:ASN:N	1.79	0.80
2:X:199:TYR:CE1	2:X:200:LYS:HE3	2.16	0.80
1:R:55:MET:O	1:R:56:ARG:HD3	1.82	0.80
1:S:55:MET:O	1:S:56:ARG:HD3	1.81	0.79
2:Y:199:TYR:CE1	2:Y:200:LYS:HG2	2.16	0.79
2:U:133:ARG:NH1	2:U:138:MET:HA	1.97	0.79
2:Y:183:ARG:HH11	2:Y:183:ARG:CG	1.85	0.79
2:T:171:LYS:HE3	2:T:172:PHE:O	1.84	0.78
2:U:133:ARG:HH22	2:U:139:TYR:CA	1.97	0.78
2:U:155:VAL:HG22	2:U:193:ILE:HG23	1.64	0.78
2:T:136:VAL:CG2	2:T:159:ARG:HG3	2.13	0.78
1:V:87:GLN:O	1:V:87:GLN:CG	2.31	0.77
2:U:183:ARG:CG	2:U:183:ARG:HH11	1.96	0.77
1:R:84:LYS:HG2	1:R:87:GLN:HB3	1.65	0.77
1:V:44:GLU:HG2	1:V:45:TYR:CD2	2.20	0.77
1:W:25:TYR:O	1:W:27:HIS:HD2	1.68	0.77
1:V:83:ILE:HG23	1:V:89:GLN:CG	2.14	0.76
2:Y:225:GLN:O	2:Y:225:GLN:NE2	2.18	0.76
2:X:139:TYR:H	2:X:218:THR:CG2	1.99	0.75
2:X:173:PRO:HD2	2:X:174:LEU:CD1	2.17	0.75
1:V:55:MET:O	1:V:56:ARG:HD3	1.86	0.75
2:X:199:TYR:HE1	2:X:200:LYS:HE3	1.51	0.73
2:U:136:VAL:HG23	2:U:159:ARG:O	1.88	0.73
2:X:174:LEU:CD1	2:X:174:LEU:H	1.92	0.72
1:W:44:GLU:HG2	1:W:45:TYR:HD2	1.53	0.72
1:V:83:ILE:HG23	1:V:89:GLN:HG2	1.69	0.72
2:Y:155:VAL:O	2:Y:157:PRO:HD3	1.88	0.72
2:X:139:TYR:H	2:X:218:THR:HG23	1.54	0.72
1:R:18:MET:O	1:R:22:GLN:HG3	1.90	0.72
1:V:36:PHE:HZ	1:V:43:ILE:CG2	2.02	0.72
2:U:135:PHE:CZ	2:U:167:VAL:HG22	2.24	0.71
2:X:173:PRO:HD2	2:X:174:LEU:HD12	1.71	0.71
2:U:199:TYR:CE1	2:U:200:LYS:HE3	2.25	0.71
1:V:45:TYR:CD1	1:V:82:ARG:HB3	2.15	0.71
1:S:67:GLU:OE2	1:S:108:LYS:NZ	2.24	0.71
1:W:45:TYR:HD1	1:W:82:ARG:CB	2.03	0.71
2:U:136:VAL:CG2	2:U:159:ARG:HG3	2.19	0.71
2:T:136:VAL:HG21	2:T:159:ARG:HG3	1.72	0.70
1:V:91:ILE:HG13	2:X:142:ILE:HD12	1.74	0.69
1:V:44:GLU:HG3	1:V:84:LYS:NZ	2.08	0.69
2:Y:138:MET:HG2	2:Y:218:THR:CG2	2.17	0.69
2:U:150:GLU:HG3	2:U:224:ARG:NH1	2.08	0.68

*Continued on next page...*

*Continued from previous page...*

Atom-1	Atom-2	Distance(Å)	Clash(Å)
2:U:199:TYR:CD1	2:U:200:LYS:HG2	2.28	0.68
1:S:107:LYS:C	1:S:108:LYS:HG3	2.12	0.68
1:R:63:ASP:HB3	1:R:66:LEU:HD12	1.75	0.68
1:R:44:GLU:HG2	1:R:45:TYR:HD2	1.58	0.68
2:Y:225:GLN:C	2:Y:225:GLN:OE1	2.32	0.68
1:V:35:ILE:HG13	1:V:50:SER:O	1.95	0.67
2:X:199:TYR:CD1	2:X:200:LYS:N	2.63	0.67
2:U:210:THR:HA	2:U:214:HIS:O	1.94	0.67
1:V:56:ARG:HH11	1:V:56:ARG:HG3	1.60	0.66
1:V:91:ILE:HG22	1:V:91:ILE:O	1.96	0.66
1:S:56:ARG:NH1	1:S:56:ARG:CG	2.47	0.66
2:U:139:TYR:CG	2:U:140:SER:N	2.63	0.66
2:X:172:PHE:CE2	2:X:173:PRO:HB3	2.31	0.66
1:R:88:GLY:C	1:R:89:GLN:HG3	2.16	0.66
1:V:36:PHE:HE1	1:V:43:ILE:HD13	1.60	0.66
1:V:81:MET:SD	2:X:145:ILE:HD11	2.35	0.66
1:R:16:LYS:O	1:R:20:VAL:HG23	1.95	0.66
2:X:173:PRO:HD2	2:X:174:LEU:H	1.61	0.66
1:S:83:ILE:HG23	1:S:89:GLN:HB3	1.79	0.65
2:X:174:LEU:HD13	2:X:175:ASP:CG	2.18	0.64
1:V:36:PHE:CZ	1:V:43:ILE:HA	2.32	0.64
1:R:83:ILE:O	1:R:85:PRO:HD3	1.97	0.64
1:S:38:GLU:O	1:S:40:PRO:HD3	1.97	0.64
1:W:16:LYS:O	1:W:20:VAL:HG23	1.98	0.64
2:U:133:ARG:NH1	2:U:138:MET:CA	2.60	0.64
2:X:182:LYS:O	2:X:185:ILE:CD1	2.44	0.63
1:W:91:ILE:HG13	2:Y:142:ILE:CD1	2.19	0.63
2:U:133:ARG:HD3	2:U:135:PHE:O	1.99	0.63
1:R:88:GLY:O	1:R:89:GLN:HG3	1.98	0.63
1:S:89:GLN:HG2	1:S:89:GLN:O	1.98	0.63
1:W:67:GLU:HG3	1:W:69:VAL:HG13	1.80	0.63
1:W:56:ARG:CG	1:W:56:ARG:NH1	2.47	0.63
1:S:36:PHE:CZ	1:S:43:ILE:HA	2.34	0.63
1:R:35:ILE:HG13	1:R:50:SER:O	1.99	0.63
1:V:45:TYR:HD1	1:V:82:ARG:CB	2.04	0.62
2:U:135:PHE:HZ	2:U:167:VAL:HG13	1.65	0.62
1:R:14:VAL:HG12	1:R:15:VAL:N	2.15	0.61
1:W:71:THR:CG2	1:W:103:GLU:HB2	2.31	0.61
2:Y:156:ILE:HD13	2:Y:156:ILE:N	2.15	0.61
2:T:138:MET:HA	2:T:218:THR:HG22	1.75	0.61
2:U:199:TYR:CD1	2:U:200:LYS:N	2.68	0.61
1:R:69:VAL:HB	1:R:70:PRO:HD2	1.81	0.61

*Continued on next page...*

*Continued from previous page...*

Atom-1	Atom-2	Distance(Å)	Clash(Å)
2:T:134:PRO:O	2:T:160:VAL:HA	2.01	0.60
2:T:138:MET:HG3	2:T:218:THR:HG23	1.83	0.60
1:R:77:THR:HA	1:R:94:MET:O	2.01	0.60
2:X:199:TYR:CD1	2:X:200:LYS:HG2	2.36	0.60
2:U:224:ARG:O	2:U:224:ARG:HG3	1.98	0.60
2:T:139:TYR:H	2:T:218:THR:CG2	1.96	0.60
1:W:25:TYR:O	1:W:27:HIS:CD2	2.54	0.60
2:X:155:VAL:O	2:X:157:PRO:HD3	2.02	0.59
1:S:25:TYR:O	1:S:27:HIS:CD2	2.47	0.59
1:W:71:THR:HG21	1:W:103:GLU:HB2	1.84	0.59
1:V:83:ILE:HA	1:V:89:GLN:HB3	1.84	0.59
2:U:134:PRO:HB3	2:U:211:VAL:HG21	1.85	0.58
2:X:136:VAL:HB	2:X:137:GLU:OE2	2.04	0.58
1:R:22:GLN:HB3	2:U:172:PHE:CZ	2.38	0.58
1:R:14:VAL:HG22	1:S:77:THR:HG22	1.84	0.58
2:T:204:LEU:HD11	2:T:219:ASN:HB3	1.86	0.58
2:U:196:ASN:ND2	2:U:196:ASN:N	2.48	0.58
1:W:69:VAL:HB	1:W:70:PRO:HD2	1.84	0.58
1:R:56:ARG:NH1	1:R:56:ARG:HG3	2.16	0.58
2:X:195:SER:C	2:X:196:ASN:HD22	2.07	0.57
2:X:211:VAL:O	2:X:212:ASN:HB2	2.04	0.57
2:U:135:PHE:CZ	2:U:167:VAL:CG2	2.87	0.57
2:T:138:MET:CA	2:T:218:THR:CG2	2.75	0.57
1:R:79:GLN:HG2	1:R:91:ILE:HG23	1.87	0.57
2:X:134:PRO:HB3	2:X:165:ILE:HD13	1.87	0.57
1:W:79:GLN:HG2	1:W:91:ILE:CG2	2.34	0.57
1:V:36:PHE:HZ	1:V:43:ILE:HA	1.70	0.57
2:T:208:GLU:HG2	2:T:217:LYS:HB3	1.87	0.57
1:S:32:LEU:HD23	1:S:53:PRO:HA	1.87	0.57
2:X:183:ARG:HH12	2:X:194:ILE:HG22	1.67	0.57
2:U:199:TYR:HD1	2:U:200:LYS:N	2.02	0.57
2:X:224:ARG:O	2:X:224:ARG:CG	2.53	0.57
1:S:35:ILE:HG13	1:S:50:SER:O	2.04	0.57
1:W:77:THR:HA	1:W:94:MET:O	2.05	0.56
2:X:199:TYR:HD1	2:X:200:LYS:N	2.03	0.56
2:U:199:TYR:HE1	2:U:200:LYS:HE3	1.67	0.56
2:X:183:ARG:NH1	2:X:194:ILE:CG2	2.65	0.56
2:U:135:PHE:CE1	2:U:167:VAL:HG21	2.41	0.56
2:Y:138:MET:HE3	2:Y:217:LYS:O	2.05	0.56
2:U:182:LYS:O	2:U:185:ILE:CD1	2.54	0.56
2:Y:145:ILE:HG22	2:Y:146:ILE:N	2.20	0.56
1:R:83:ILE:HG23	1:R:89:GLN:HG2	1.87	0.56

*Continued on next page...*

*Continued from previous page...*

Atom-1	Atom-2	Distance(Å)	Clash(Å)
2:U:137:GLU:O	2:U:138:MET:O	2.24	0.55
2:X:207:CYS:O	2:X:217:LYS:HA	2.06	0.55
1:R:79:GLN:HG2	1:R:91:ILE:CG2	2.36	0.55
2:T:196:ASN:N	2:T:196:ASN:ND2	2.49	0.55
1:V:44:GLU:HG3	1:V:84:LYS:HZ1	1.70	0.55
2:U:224:ARG:O	2:U:224:ARG:CG	2.53	0.55
1:R:36:PHE:HE2	1:R:43:ILE:HG23	1.72	0.55
2:T:207:CYS:O	2:T:217:LYS:HA	2.06	0.55
1:S:56:ARG:NH1	1:S:56:ARG:HG3	2.07	0.54
1:V:40:PRO:O	1:V:43:ILE:HD11	2.06	0.54
1:S:83:ILE:HG12	1:S:89:GLN:HB2	1.87	0.54
1:R:91:ILE:HG13	2:T:142:ILE:CD1	2.33	0.54
1:V:67:GLU:HB3	1:V:107:LYS:HG2	1.89	0.54
2:U:183:ARG:HH12	2:U:194:ILE:HG22	1.69	0.54
2:U:169:LEU:HD23	2:U:177:LEU:HB3	1.90	0.54
2:U:183:ARG:NH1	2:U:194:ILE:CG2	2.65	0.54
1:V:18:MET:O	1:V:22:GLN:CG	2.53	0.54
2:X:139:TYR:HB2	2:X:218:THR:HG22	1.90	0.54
2:X:202:ILE:HA	2:X:222:THR:OG1	2.08	0.54
2:X:174:LEU:HD13	2:X:175:ASP:OD2	2.07	0.54
1:R:91:ILE:O	1:R:91:ILE:HG22	2.08	0.54
1:S:36:PHE:HZ	1:S:43:ILE:HA	1.72	0.54
1:R:14:VAL:HG22	1:S:77:THR:CG2	2.37	0.54
1:R:14:VAL:CG1	1:R:15:VAL:N	2.71	0.54
2:U:133:ARG:NH2	2:U:139:TYR:CA	2.67	0.53
1:R:48:LYS:O	1:S:17:PHE:HE1	1.91	0.53
2:X:178:ILE:CD1	2:T:183:ARG:HD2	2.14	0.53
2:X:196:ASN:N	2:X:196:ASN:HD22	2.06	0.53
2:U:155:VAL:CG2	2:U:193:ILE:HG23	2.38	0.53
2:X:210:THR:HA	2:X:214:HIS:O	2.08	0.53
2:U:133:ARG:CZ	2:U:139:TYR:N	2.72	0.53
2:X:199:TYR:HE1	2:X:200:LYS:HG2	1.68	0.53
2:U:169:LEU:HD23	2:U:177:LEU:CB	2.38	0.53
2:U:153:GLU:HG3	2:U:154:LEU:N	2.23	0.53
2:U:155:VAL:O	2:U:157:PRO:CD	2.55	0.53
2:Y:138:MET:CA	2:Y:218:THR:CG2	2.80	0.53
2:U:211:VAL:HB	2:U:216:TYR:HE1	1.74	0.53
2:Y:138:MET:HA	2:Y:218:THR:HG22	1.85	0.53
2:Y:139:TYR:H	2:Y:218:THR:CG2	2.07	0.53
2:U:195:SER:C	2:U:196:ASN:HD22	2.12	0.53
2:U:182:LYS:O	2:U:185:ILE:HD11	2.09	0.53
2:Y:138:MET:CE	2:Y:217:LYS:O	2.57	0.53

*Continued on next page...*

*Continued from previous page...*

Atom-1	Atom-2	Distance(Å)	Clash(Å)
2:U:139:TYR:CE2	2:U:141:GLU:N	2.77	0.52
2:X:199:TYR:HA	2:X:202:ILE:CD1	2.39	0.52
1:R:103:GLU:OE1	1:R:105:ARG:NH2	2.40	0.52
1:V:69:VAL:HB	1:V:70:PRO:HD2	1.92	0.52
2:U:149:THR:CG2	2:U:152:ARG:HG3	2.38	0.52
2:X:174:LEU:N	2:X:174:LEU:CD1	2.61	0.52
2:T:134:PRO:HB3	2:T:165:ILE:HD13	1.91	0.52
1:R:84:LYS:HG2	1:R:87:GLN:CB	2.36	0.52
1:R:83:ILE:HG23	1:R:89:GLN:CG	2.39	0.52
1:W:18:MET:O	1:W:22:GLN:CG	2.52	0.52
2:Y:196:ASN:ND2	2:Y:196:ASN:N	2.51	0.52
1:R:87:GLN:O	1:R:88:GLY:O	2.28	0.52
2:X:172:PHE:CD2	2:X:173:PRO:HB3	2.45	0.52
1:S:66:LEU:HA	1:S:105:ARG:O	2.10	0.52
2:U:172:PHE:CG	2:U:173:PRO:HA	2.44	0.52
1:V:64:GLU:O	1:V:107:LYS:HD2	2.09	0.52
2:Y:172:PHE:CG	2:Y:173:PRO:HA	2.45	0.52
1:R:62:ASN:OD1	1:S:49:PRO:HA	2.10	0.52
2:T:172:PHE:CE2	2:T:173:PRO:HB3	2.45	0.52
2:X:187:ASP:O	2:X:189:ARG:N	2.43	0.52
1:W:63:ASP:CB	1:W:66:LEU:HD12	2.35	0.52
1:S:44:GLU:HG2	1:S:45:TYR:CD2	2.45	0.52
1:R:66:LEU:HA	1:R:105:ARG:O	2.09	0.52
1:V:25:TYR:CE2	2:Y:173:PRO:HD3	2.44	0.52
2:U:139:TYR:CD2	2:U:140:SER:N	2.78	0.52
2:T:138:MET:CA	2:T:218:THR:HG22	2.40	0.51
2:X:179:PRO:HA	2:X:184:ILE:HB	1.92	0.51
1:V:66:LEU:HA	1:V:105:ARG:O	2.10	0.51
1:R:63:ASP:OD2	2:U:224:ARG:HG2	2.11	0.51
2:X:208:GLU:HG2	2:X:217:LYS:HB3	1.92	0.51
2:U:215:LEU:HD21	2:U:217:LYS:HE2	1.92	0.51
1:W:71:THR:OG1	1:W:101:LYS:HB3	2.11	0.51
1:R:17:PHE:HE1	1:S:48:LYS:O	1.94	0.51
1:S:64:GLU:O	1:S:107:LYS:HD2	2.10	0.51
2:T:146:ILE:HD12	2:T:220:TYR:HB3	1.91	0.51
1:S:22:GLN:HE21	2:T:172:PHE:HE1	1.59	0.51
1:W:45:TYR:CD1	1:W:82:ARG:HB3	2.33	0.51
2:X:199:TYR:HA	2:X:202:ILE:HD12	1.92	0.50
1:S:18:MET:CE	2:T:204:LEU:HD21	2.41	0.50
1:S:108:LYS:N	1:S:108:LYS:HE2	2.25	0.50
1:V:83:ILE:HG12	1:V:89:GLN:HB3	1.94	0.50
1:V:56:ARG:NH1	1:V:56:ARG:HG3	2.23	0.50

*Continued on next page...*

*Continued from previous page...*

Atom-1	Atom-2	Distance(Å)	Clash(Å)
1:W:45:TYR:CD1	1:W:82:ARG:CB	2.90	0.50
2:U:187:ASP:O	2:U:189:ARG:N	2.44	0.50
1:W:21:TYR:C	1:W:21:TYR:CD1	2.85	0.50
1:V:81:MET:HB2	1:V:91:ILE:CD1	2.41	0.50
2:U:133:ARG:HH11	2:U:138:MET:HA	1.72	0.50
2:T:171:LYS:HG2	2:T:205:LEU:CD2	2.41	0.50
1:R:106:PRO:HG3	2:U:199:TYR:CD2	2.46	0.50
2:U:159:ARG:HD3	2:U:189:ARG:O	2.11	0.49
1:R:78:MET:HB3	1:S:20:VAL:HG21	1.93	0.49
2:X:134:PRO:O	2:X:160:VAL:HA	2.11	0.49
2:X:151:GLY:O	2:X:196:ASN:HA	2.12	0.49
2:X:173:PRO:CD	2:X:174:LEU:H	2.24	0.49
1:R:35:ILE:CG1	1:R:50:SER:O	2.60	0.49
2:T:199:TYR:CE1	2:T:200:LYS:HG2	2.48	0.49
2:T:204:LEU:HD12	2:T:220:TYR:O	2.12	0.49
1:S:40:PRO:C	1:S:43:ILE:HD11	2.33	0.49
2:X:199:TYR:C	2:X:201:GLU:H	2.15	0.49
2:T:138:MET:HG3	2:T:218:THR:CG2	2.43	0.49
1:V:88:GLY:C	1:V:89:GLN:HG3	2.32	0.49
1:S:91:ILE:HG22	1:S:91:ILE:O	2.12	0.49
1:R:84:LYS:CG	1:R:87:GLN:HB3	2.41	0.49
2:U:183:ARG:HH12	2:U:194:ILE:HG23	1.76	0.48
1:S:91:ILE:HG13	2:U:142:ILE:HD12	1.95	0.48
2:Y:182:LYS:O	2:Y:185:ILE:HD12	2.13	0.48
2:T:199:TYR:CD1	2:T:200:LYS:N	2.82	0.48
1:R:84:LYS:HG2	1:R:87:GLN:OE1	2.14	0.48
2:T:210:THR:HA	2:T:214:HIS:O	2.14	0.48
1:W:22:GLN:HB3	2:X:172:PHE:CZ	2.48	0.48
2:Y:210:THR:HA	2:Y:214:HIS:O	2.14	0.48
2:U:135:PHE:CE1	2:U:167:VAL:CG2	2.97	0.48
2:X:205:LEU:HD12	2:X:222:THR:HG23	1.96	0.48
1:R:67:GLU:HG3	1:R:69:VAL:HG13	1.96	0.48
2:U:207:CYS:O	2:U:217:LYS:HA	2.14	0.48
1:V:71:THR:CG2	1:V:103:GLU:HB2	2.44	0.48
2:U:146:ILE:HD12	2:U:220:TYR:HB3	1.95	0.48
2:Y:148:MET:HG2	2:Y:222:THR:HB	1.94	0.48
2:U:133:ARG:NH2	2:U:139:TYR:N	2.62	0.47
2:U:211:VAL:HB	2:U:216:TYR:CE1	2.49	0.47
1:R:45:TYR:HD1	1:R:82:ARG:CB	2.07	0.47
1:S:69:VAL:HB	1:S:70:PRO:HD2	1.96	0.47
1:V:49:PRO:HA	1:W:62:ASN:OD1	2.14	0.47
2:X:174:LEU:CD1	2:X:175:ASP:OD2	2.62	0.47

*Continued on next page...*



*Continued from previous page...*

Atom-1	Atom-2	Distance(Å)	Clash(Å)
2:Y:172:PHE:CD2	2:Y:173:PRO:HA	2.50	0.47
1:V:42:GLU:HA	1:V:44:GLU:OE1	2.15	0.47
1:S:44:GLU:O	1:S:84:LYS:HD2	2.14	0.47
2:T:225:GLN:O	2:T:225:GLN:HG3	2.13	0.47
2:U:154:LEU:HD23	2:U:194:ILE:HD13	1.97	0.47
1:W:66:LEU:HD21	2:X:199:TYR:HB2	1.96	0.47
2:T:133:ARG:HA	2:T:134:PRO:HD3	1.79	0.47
1:R:13:GLU:C	1:R:14:VAL:HG23	2.35	0.47
1:W:22:GLN:HE21	2:X:172:PHE:HE1	1.62	0.47
1:R:81:MET:SD	2:T:145:ILE:HD11	2.55	0.47
2:X:146:ILE:HD11	2:X:220:TYR:CD2	2.50	0.47
1:V:105:ARG:HB3	1:V:106:PRO:CD	2.45	0.47
1:V:52:VAL:HG23	1:V:54:LEU:HG	1.96	0.47
2:U:137:GLU:N	2:U:137:GLU:CD	2.69	0.47
1:W:66:LEU:HA	1:W:105:ARG:O	2.15	0.47
2:X:153:GLU:HG3	2:X:154:LEU:N	2.29	0.47
2:Y:183:ARG:NH1	2:Y:183:ARG:CG	2.51	0.47
1:W:44:GLU:HG2	1:W:45:TYR:CD2	2.42	0.47
1:S:67:GLU:HB3	1:S:107:LYS:HG2	1.97	0.47
1:V:64:GLU:OE1	1:V:64:GLU:HA	2.13	0.47
2:Y:146:ILE:HD11	2:Y:220:TYR:CD1	2.50	0.46
2:X:196:ASN:N	2:X:196:ASN:ND2	2.63	0.46
2:X:168:THR:O	2:X:207:CYS:HA	2.15	0.46
1:V:77:THR:HG22	1:W:14:VAL:HG13	1.95	0.46
1:R:38:GLU:O	1:R:39:TYR:CD2	2.68	0.46
2:U:136:VAL:HG12	2:U:137:GLU:OE2	2.15	0.46
1:W:67:GLU:HG3	1:W:69:VAL:CG1	2.45	0.46
2:T:151:GLY:O	2:T:196:ASN:HA	2.16	0.46
1:R:67:GLU:HB3	1:R:107:LYS:HG2	1.97	0.46
1:S:38:GLU:C	1:S:40:PRO:HD3	2.35	0.46
2:T:162:SER:HB2	2:T:165:ILE:HG13	1.97	0.46
1:V:81:MET:HA	1:V:91:ILE:HD13	1.97	0.46
1:S:55:MET:C	1:S:56:ARG:HD3	2.35	0.46
1:R:44:GLU:HG2	1:R:45:TYR:CD2	2.46	0.46
2:X:187:ASP:OD1	2:X:187:ASP:C	2.53	0.46
2:Y:145:ILE:CG2	2:Y:146:ILE:N	2.79	0.46
2:X:172:PHE:CZ	2:X:173:PRO:HB3	2.51	0.46
1:S:84:LYS:O	1:S:85:PRO:C	2.54	0.46
1:R:106:PRO:HG3	2:U:199:TYR:HD2	1.80	0.46
2:U:151:GLY:O	2:U:196:ASN:HA	2.16	0.46
2:Y:199:TYR:CD1	2:Y:200:LYS:N	2.83	0.46
2:U:204:LEU:HD11	2:U:219:ASN:HB3	1.97	0.46

*Continued on next page...*



*Continued from previous page...*

Atom-1	Atom-2	Distance(Å)	Clash(Å)
1:R:27:HIS:HB2	1:R:28:PRO:CD	2.46	0.46
1:S:43:ILE:H	1:S:43:ILE:HG12	1.51	0.46
2:X:145:ILE:HG22	2:X:146:ILE:N	2.30	0.46
2:U:177:LEU:HA	2:U:177:LEU:HD12	1.66	0.46
1:S:97:LEU:HG	1:S:98:GLN:N	2.30	0.46
2:Y:134:PRO:HB3	2:Y:165:ILE:HD13	1.98	0.46
2:Y:211:VAL:O	2:Y:212:ASN:HB2	2.15	0.45
2:Y:136:VAL:CG2	2:Y:159:ARG:HG3	2.46	0.45
2:T:183:ARG:HH12	2:T:194:ILE:CG2	2.28	0.45
2:T:156:ILE:O	2:T:191:GLY:HA3	2.16	0.45
1:S:91:ILE:HD13	1:S:91:ILE:HA	1.72	0.45
2:Y:155:VAL:O	2:Y:157:PRO:CD	2.62	0.45
2:U:136:VAL:CG1	2:U:137:GLU:OE2	2.64	0.45
2:U:135:PHE:HZ	2:U:167:VAL:HG22	1.79	0.45
1:V:81:MET:HB2	1:V:91:ILE:HD13	1.97	0.45
2:U:186:TRP:CZ2	2:U:188:SER:HA	2.52	0.45
2:U:183:ARG:NH1	2:U:194:ILE:HG23	2.31	0.45
2:U:199:TYR:CD1	2:U:199:TYR:C	2.89	0.45
2:X:156:ILE:HD13	2:X:156:ILE:N	2.31	0.45
2:X:199:TYR:CD1	2:X:199:TYR:C	2.89	0.45
2:T:139:TYR:CD1	2:T:144:GLU:HB2	2.52	0.45
1:V:71:THR:HG21	1:V:103:GLU:HB2	1.97	0.45
2:X:177:LEU:HA	2:X:177:LEU:HD12	1.65	0.45
1:S:33:VAL:HG21	1:S:54:LEU:HD12	1.99	0.45
2:U:135:PHE:HE1	2:U:167:VAL:HG21	1.81	0.45
1:W:91:ILE:CG1	2:Y:142:ILE:HD12	2.21	0.45
1:R:88:GLY:C	1:R:89:GLN:CG	2.84	0.45
2:T:198:THR:N	2:T:201:GLU:OE1	2.49	0.45
2:Y:187:ASP:O	2:Y:189:ARG:N	2.50	0.45
1:W:86:HIS:O	1:W:87:GLN:HB2	2.16	0.45
1:R:35:ILE:HG13	1:R:50:SER:C	2.37	0.45
2:U:135:PHE:HZ	2:U:167:VAL:CG1	2.30	0.44
1:R:45:TYR:CD1	1:R:82:ARG:CB	2.87	0.44
2:Y:199:TYR:OH	2:Y:200:LYS:HE3	2.18	0.44
1:R:14:VAL:HG13	1:S:77:THR:O	2.18	0.44
1:R:39:TYR:C	1:R:41:ASP:H	2.20	0.44
2:X:203:GLY:N	2:X:222:THR:OG1	2.45	0.44
1:W:36:PHE:O	1:W:37:GLN:C	2.54	0.44
2:T:182:LYS:O	2:T:185:ILE:HD12	2.17	0.44
1:S:44:GLU:HG2	1:S:45:TYR:HD2	1.82	0.44
1:V:48:LYS:HA	1:V:49:PRO:HA	1.75	0.44
2:X:183:ARG:NH2	2:X:201:GLU:OE2	2.50	0.44

*Continued on next page...*

*Continued from previous page...*

Atom-1	Atom-2	Distance(Å)	Clash(Å)
2:X:172:PHE:HA	2:X:173:PRO:HA	1.68	0.44
1:R:44:GLU:CG	1:R:45:TYR:HD2	2.28	0.44
1:S:105:ARG:HB3	1:S:106:PRO:CD	2.48	0.44
2:Y:133:ARG:HA	2:Y:134:PRO:HD3	1.88	0.44
2:T:156:ILE:HA	2:T:157:PRO:HD2	1.63	0.44
2:Y:202:ILE:HA	2:Y:222:THR:OG1	2.18	0.44
1:W:79:GLN:HG2	1:W:91:ILE:HG23	1.99	0.43
2:Y:134:PRO:O	2:Y:161:THR:HG23	2.18	0.43
2:X:183:ARG:HH22	2:X:201:GLU:CD	2.21	0.43
2:U:154:LEU:HD21	2:U:156:ILE:HD11	2.00	0.43
2:Y:183:ARG:NH2	2:Y:201:GLU:OE2	2.51	0.43
2:U:150:GLU:HG3	2:U:224:ARG:HH11	1.83	0.43
2:U:134:PRO:HG3	2:U:211:VAL:CG2	2.48	0.43
2:U:182:LYS:O	2:U:185:ILE:HD12	2.18	0.43
2:T:183:ARG:NH2	2:T:201:GLU:OE2	2.51	0.43
2:X:133:ARG:HA	2:X:134:PRO:HD3	1.86	0.43
2:X:173:PRO:CD	2:X:174:LEU:N	2.82	0.43
1:W:55:MET:C	1:W:56:ARG:HD3	2.37	0.43
1:W:87:GLN:O	1:W:88:GLY:O	2.36	0.43
1:W:39:TYR:C	1:W:41:ASP:H	2.21	0.43
2:Y:134:PRO:CB	2:Y:165:ILE:HD13	2.49	0.43
1:R:103:GLU:OE1	1:R:105:ARG:NE	2.50	0.43
1:S:108:LYS:H	1:S:108:LYS:HE2	1.84	0.43
1:R:25:TYR:CE2	2:U:173:PRO:HD3	2.54	0.43
2:T:199:TYR:C	2:T:201:GLU:H	2.22	0.43
2:T:136:VAL:HG23	2:T:159:ARG:HG3	1.97	0.43
2:Y:172:PHE:CD2	2:Y:173:PRO:N	2.87	0.43
2:T:187:ASP:O	2:T:189:ARG:N	2.52	0.43
1:V:47:PHE:CE1	1:V:82:ARG:HG2	2.53	0.42
2:X:224:ARG:O	2:X:224:ARG:HG3	2.14	0.42
2:T:145:ILE:HG22	2:T:146:ILE:N	2.33	0.42
2:T:139:TYR:HD1	2:T:220:TYR:CE2	2.37	0.42
1:R:38:GLU:O	1:R:39:TYR:HD2	2.02	0.42
1:V:36:PHE:CZ	1:V:43:ILE:CG2	2.76	0.42
1:R:66:LEU:HD21	2:U:199:TYR:HB2	2.01	0.42
2:Y:156:ILE:HA	2:Y:157:PRO:HD2	1.44	0.42
2:T:160:VAL:HG11	2:T:165:ILE:HG21	2.00	0.42
2:X:162:SER:HB2	2:X:165:ILE:HG13	2.02	0.42
1:S:65:GLY:HA3	2:T:224:ARG:HH21	1.83	0.42
2:Y:207:CYS:O	2:Y:217:LYS:HA	2.19	0.42
2:Y:153:GLU:HG3	2:Y:154:LEU:N	2.34	0.42
2:X:198:THR:N	2:X:201:GLU:OE1	2.52	0.42

*Continued on next page...*

*Continued from previous page...*

Atom-1	Atom-2	Distance(Å)	Clash(Å)
1:S:36:PHE:CE2	1:S:43:ILE:HG23	2.55	0.42
1:W:38:GLU:OE2	1:W:38:GLU:HA	2.19	0.42
2:Y:171:LYS:HG2	2:Y:205:LEU:CD2	2.50	0.42
2:T:134:PRO:O	2:T:160:VAL:CG1	2.60	0.42
2:U:172:PHE:CD1	2:U:173:PRO:HA	2.55	0.42
2:U:134:PRO:HD3	2:U:216:TYR:CD1	2.54	0.42
1:V:85:PRO:O	1:V:86:HIS:HB2	2.19	0.42
2:U:133:ARG:NH1	2:U:138:MET:C	2.72	0.42
1:V:35:ILE:HG13	1:V:50:SER:C	2.40	0.42
1:W:85:PRO:O	1:W:86:HIS:C	2.58	0.42
1:V:45:TYR:CD1	1:V:82:ARG:CB	2.92	0.42
2:U:133:ARG:HH22	2:U:139:TYR:N	2.18	0.42
1:R:71:THR:HG21	1:R:103:GLU:HB2	2.00	0.42
2:U:199:TYR:C	2:U:201:GLU:H	2.22	0.42
1:S:67:GLU:HG3	1:S:69:VAL:HG13	2.01	0.42
1:S:77:THR:HA	1:S:94:MET:O	2.20	0.42
1:W:83:ILE:O	1:W:85:PRO:HD3	2.20	0.42
2:U:156:ILE:HA	2:U:157:PRO:HD2	1.64	0.42
1:V:43:ILE:H	1:V:43:ILE:HG12	1.71	0.41
2:U:215:LEU:HD21	2:U:217:LYS:CE	2.50	0.41
1:W:38:GLU:C	1:W:39:TYR:HD1	2.23	0.41
1:V:35:ILE:HG22	1:V:35:ILE:O	2.20	0.41
1:S:81:MET:HB2	1:S:81:MET:HE3	1.96	0.41
1:V:39:TYR:CD2	1:V:94:MET:HE2	2.56	0.41
2:X:173:PRO:HD2	2:X:174:LEU:CG	2.50	0.41
1:V:44:GLU:HG3	1:V:84:LYS:CE	2.50	0.41
1:S:56:ARG:NH1	1:S:56:ARG:HG2	2.31	0.41
1:R:56:ARG:CG	1:R:56:ARG:NH1	2.83	0.41
2:T:182:LYS:O	2:T:185:ILE:CD1	2.68	0.41
1:V:17:PHE:HE1	1:W:48:LYS:O	2.03	0.41
2:U:140:SER:C	2:U:142:ILE:N	2.72	0.41
2:U:183:ARG:O	2:U:194:ILE:HA	2.19	0.41
1:V:67:GLU:HG3	1:V:69:VAL:HG13	2.02	0.41
1:S:48:LYS:HA	1:S:49:PRO:HA	1.85	0.41
1:V:77:THR:O	1:W:14:VAL:HG13	2.21	0.41
1:W:52:VAL:HG23	1:W:54:LEU:HG	2.02	0.41
2:U:145:ILE:HG22	2:U:146:ILE:N	2.36	0.41
2:U:135:PHE:CZ	2:U:167:VAL:HG13	2.50	0.41
1:R:84:LYS:HG2	1:R:87:GLN:CD	2.41	0.41
2:Y:208:GLU:HG2	2:Y:217:LYS:HB3	2.03	0.41
1:V:47:PHE:HE1	1:V:82:ARG:HG2	1.86	0.41
2:T:155:VAL:O	2:T:157:PRO:HD3	2.21	0.41

*Continued on next page...*

Continued from previous page...

Atom-1	Atom-2	Distance(Å)	Clash(Å)
2:Y:139:TYR:CE1	2:Y:144:GLU:OE1	2.74	0.41
2:X:134:PRO:O	2:X:160:VAL:HG12	2.20	0.40
1:S:66:LEU:HD11	2:T:202:ILE:HD12	2.02	0.40
2:X:154:LEU:HD23	2:X:194:ILE:HD13	2.03	0.40
2:T:202:ILE:HA	2:T:222:THR:OG1	2.21	0.40
1:V:21:TYR:C	1:V:21:TYR:CD1	2.94	0.40
1:W:32:LEU:HD23	1:W:53:PRO:HA	2.04	0.40
1:R:91:ILE:HA	1:R:91:ILE:HD13	1.89	0.40
2:Y:177:LEU:HD12	2:Y:177:LEU:HA	1.76	0.40
2:X:199:TYR:O	2:X:201:GLU:N	2.54	0.40
1:S:52:VAL:HG23	1:S:54:LEU:HG	2.03	0.40
1:W:39:TYR:OH	1:W:95:SER:O	2.30	0.40
2:Y:204:LEU:HD11	2:Y:219:ASN:HB3	2.04	0.40
1:S:44:GLU:HG3	1:S:84:LYS:NZ	2.36	0.40
1:R:106:PRO:CG	2:U:199:TYR:CD2	3.05	0.40
1:V:91:ILE:HA	1:V:91:ILE:HD13	1.77	0.40
2:Y:182:LYS:O	2:Y:185:ILE:CD1	2.70	0.40

There are no symmetry-related clashes.

## 5.3 Torsion angles

### 5.3.1 Protein backbone ⓘ

In the following table, the Percentiles column shows the percent Ramachandran outliers of the chain as a percentile score with respect to all X-ray entries followed by that with respect to entries of similar resolution. The Analysed column shows the number of residues for which the backbone conformation was analysed, and the total number of residues.

Mol	Chain	Analysed	Favoured	Allowed	Outliers	Percentiles	
1	R	93/102 (91%)	83 (89%)	6 (6%)	4 (4%)	4	8
1	S	94/102 (92%)	85 (90%)	7 (7%)	2 (2%)	11	27
1	V	93/102 (91%)	85 (91%)	7 (8%)	1 (1%)	21	49
1	W	93/102 (91%)	82 (88%)	8 (9%)	3 (3%)	6	14
2	T	92/101 (91%)	82 (89%)	7 (8%)	3 (3%)	6	13
2	U	92/101 (91%)	76 (83%)	12 (13%)	4 (4%)	4	8
2	X	92/101 (91%)	81 (88%)	8 (9%)	3 (3%)	6	13
2	Y	92/101 (91%)	80 (87%)	8 (9%)	4 (4%)	4	8
All	All	741/812 (91%)	654 (88%)	63 (8%)	24 (3%)	6	14

All (24) Ramachandran outliers are listed below:

Mol	Chain	Res	Type
1	W	88	GLY
2	U	138	MET
1	V	64	GLU
1	R	64	GLU
1	R	88	GLY
1	S	88	GLY
2	X	188	SER
2	X	200	LYS
2	Y	200	LYS
2	U	188	SER
1	W	64	GLU
2	Y	157	PRO
2	Y	188	SER
2	T	188	SER
2	T	200	LYS
2	U	157	PRO
1	R	87	GLN
2	Y	173	PRO
2	U	136	VAL
1	W	85	PRO
1	S	107	LYS
2	X	157	PRO
2	T	157	PRO
1	R	85	PRO

### 5.3.2 Protein sidechains ⓘ

In the following table, the Percentiles column shows the percent sidechain outliers of the chain as a percentile score with respect to all X-ray entries followed by that with respect to entries of similar resolution. The Analysed column shows the number of residues for which the sidechain conformation was analysed, and the total number of residues.

Mol	Chain	Analysed	Rotameric	Outliers	Percentiles	
1	R	90/96 (94%)	74 (82%)	16 (18%)	2	7
1	S	91/96 (95%)	76 (84%)	15 (16%)	3	8
1	V	90/96 (94%)	74 (82%)	16 (18%)	2	7
1	W	90/96 (94%)	73 (81%)	17 (19%)	2	6
2	T	86/93 (92%)	67 (78%)	19 (22%)	1	4
2	U	86/93 (92%)	66 (77%)	20 (23%)	1	3

*Continued on next page...*

*Continued from previous page...*

Mol	Chain	Analysed	Rotameric	Outliers	Percentiles	
2	X	86/93 (92%)	69 (80%)	17 (20%)	2	5
2	Y	86/93 (92%)	63 (73%)	23 (27%)	1	2
All	All	705/756 (93%)	562 (80%)	143 (20%)	2	5

All (143) residues with a non-rotameric sidechain are listed below:

Mol	Chain	Res	Type
1	V	22	GLN
1	V	36	PHE
1	V	42	GLU
1	V	43	ILE
1	V	46	ILE
1	V	60	CYS
1	V	78	MET
1	V	79	GLN
1	V	82	ARG
1	V	84	LYS
1	V	86	HIS
1	V	87	GLN
1	V	89	GLN
1	V	90	HIS
1	V	91	ILE
1	V	94	MET
1	W	16	LYS
1	W	35	ILE
1	W	37	GLN
1	W	42	GLU
1	W	43	ILE
1	W	46	ILE
1	W	56	ARG
1	W	60	CYS
1	W	79	GLN
1	W	81	MET
1	W	82	ARG
1	W	84	LYS
1	W	87	GLN
1	W	89	GLN
1	W	90	HIS
1	W	94	MET
1	W	101	LYS
1	R	13	GLU

*Continued on next page...*

*Continued from previous page...*

Mol	Chain	Res	Type
1	R	22	GLN
1	R	34	ASP
1	R	35	ILE
1	R	42	GLU
1	R	46	ILE
1	R	56	ARG
1	R	60	CYS
1	R	72	GLU
1	R	79	GLN
1	R	82	ARG
1	R	84	LYS
1	R	89	GLN
1	R	90	HIS
1	R	94	MET
1	R	101	LYS
1	S	16	LYS
1	S	36	PHE
1	S	42	GLU
1	S	43	ILE
1	S	44	GLU
1	S	46	ILE
1	S	56	ARG
1	S	60	CYS
1	S	79	GLN
1	S	82	ARG
1	S	87	GLN
1	S	90	HIS
1	S	91	ILE
1	S	94	MET
1	S	108	LYS
2	X	148	MET
2	X	150	GLU
2	X	153	GLU
2	X	160	VAL
2	X	162	SER
2	X	171	LYS
2	X	174	LEU
2	X	177	LEU
2	X	183	ARG
2	X	188	SER
2	X	196	ASN
2	X	199	TYR

*Continued on next page...*

*Continued from previous page...*

Mol	Chain	Res	Type
2	X	200	LYS
2	X	215	LEU
2	X	218	THR
2	X	221	LEU
2	X	224	ARG
2	Y	138	MET
2	Y	140	SER
2	Y	141	GLU
2	Y	148	MET
2	Y	150	GLU
2	Y	152	ARG
2	Y	153	GLU
2	Y	160	VAL
2	Y	162	SER
2	Y	171	LYS
2	Y	174	LEU
2	Y	175	ASP
2	Y	177	LEU
2	Y	182	LYS
2	Y	183	ARG
2	Y	185	ILE
2	Y	189	ARG
2	Y	196	ASN
2	Y	198	THR
2	Y	218	THR
2	Y	221	LEU
2	Y	224	ARG
2	Y	225	GLN
2	T	137	GLU
2	T	140	SER
2	T	148	MET
2	T	150	GLU
2	T	152	ARG
2	T	153	GLU
2	T	160	VAL
2	T	170	LYS
2	T	171	LYS
2	T	174	LEU
2	T	176	THR
2	T	177	LEU
2	T	183	ARG
2	T	188	SER

*Continued on next page...*



*Continued from previous page...*

Mol	Chain	Res	Type
2	T	196	ASN
2	T	217	LYS
2	T	218	THR
2	T	221	LEU
2	T	224	ARG
2	U	142	ILE
2	U	148	MET
2	U	150	GLU
2	U	152	ARG
2	U	153	GLU
2	U	160	VAL
2	U	162	SER
2	U	171	LYS
2	U	174	LEU
2	U	177	LEU
2	U	182	LYS
2	U	183	ARG
2	U	188	SER
2	U	196	ASN
2	U	199	TYR
2	U	200	LYS
2	U	215	LEU
2	U	218	THR
2	U	221	LEU
2	U	224	ARG

Some sidechains can be flipped to improve hydrogen bonding and reduce clashes. All (8) such sidechains are listed below:

Mol	Chain	Res	Type
1	W	27	HIS
1	W	98	GLN
1	R	98	GLN
1	S	27	HIS
2	X	196	ASN
2	Y	196	ASN
2	T	196	ASN
2	U	196	ASN

### 5.3.3 RNA ⓘ

There are no RNA chains in this entry.

## 5.4 Non-standard residues in protein, DNA, RNA chains ⓘ

There are no non-standard protein/DNA/RNA residues in this entry.

## 5.5 Carbohydrates ⓘ

There are no carbohydrates in this entry.

## 5.6 Ligand geometry ⓘ

There are no ligands in this entry.

## 5.7 Other polymers ⓘ

There are no such residues in this entry.

## 5.8 Polymer linkage issues

There are no chain breaks in this entry.

## 6 Fit of model and data ⓘ

### 6.1 Protein, DNA and RNA chains ⓘ

EDS was not executed - this section will therefore be empty.

### 6.2 Non-standard residues in protein, DNA, RNA chains ⓘ

EDS was not executed - this section will therefore be empty.

### 6.3 Carbohydrates ⓘ

EDS was not executed - this section will therefore be empty.

### 6.4 Ligands ⓘ

EDS was not executed - this section will therefore be empty.

### 6.5 Other polymers ⓘ

EDS was not executed - this section will therefore be empty.