



Full wwPDB X-ray Structure Validation Report ⓘ

Feb 27, 2014 – 02:01 PM GMT

PDB ID : 2RJB
Title : Crystal structure of uncharacterized protein YdcJ (SF1787) from *Shigella flexneri* which includes domain DUF1338. Northeast Structural Genomics Consortium target Sfr276
Authors : Seetharaman, J.; Chen, Y.; Wang, D.; Fang, Y.; Cunningham, K.; Ma, L-C.; Xia, R.; Liu, J.; Baran, M.C.; Acton, T.B.; Rost, B.; Montelione, G.T.; Tong, L.; Hunt, J.F.; Northeast Structural Genomics Consortium (NESG)
Deposited on : 2007-10-14
Resolution : 2.60 Å(reported)

This is a full wwPDB validation report for a publicly released PDB entry.
We welcome your comments at validation@mail.wwpdb.org
A user guide is available at <http://wwpdb.org/ValidationPDFNotes.html>

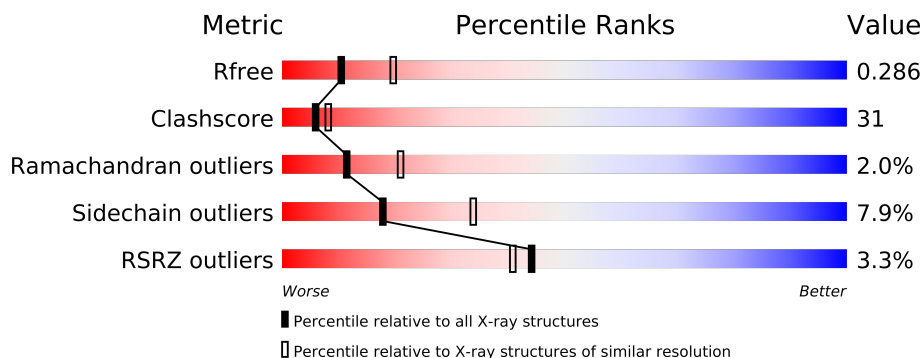
The following versions of software and data (see [references](#)) were used in the production of this report:

MolProbity	:	4.02b-467
Mogul	:	1.15 2013
Xtriage (Phenix)	:	dev-1323
EDS	:	stable22639
Percentile statistics	:	21963
Refmac	:	5.8.0049
CCP4	:	6.3.0 (Settle)
Ideal geometry (proteins)	:	Engh & Huber (2001)
Ideal geometry (DNA, RNA)	:	Parkinson et. al. (1996)
Validation Pipeline (wwPDB-VP)	:	stable22683

1 Overall quality at a glance

The reported resolution of this entry is 2.60 Å.

Percentile scores (ranging between 0-100) for global validation metrics of the entry are shown in the following graphic. The table shows the number of entries on which the scores are based.



Metric	Whole archive (#Entries)	Similar resolution (#Entries, resolution range(Å))
R_{free}	66092	1718 (2.60-2.60)
Clashscore	79885	2154 (2.60-2.60)
Ramachandran outliers	78287	2113 (2.60-2.60)
Sidechain outliers	78261	2113 (2.60-2.60)
RSRZ outliers	66119	1718 (2.60-2.60)

The table below summarises the geometric issues observed across the polymeric chains and their fit to the electron density. The red, orange, yellow and green segments on the lower bar indicate the fraction of residues that contain outliers for ≥ 3 , 2, 1 and 0 types of geometric quality criteria. The upper red bar (where present) indicates the fraction of residues that have poor fit to the electron density.

Mol	Chain	Length	Quality of chain
1	A	455	
1	B	455	
1	C	455	
1	D	455	

2 Entry composition

There are 3 unique types of molecules in this entry. The entry contains 13227 atoms, of which 0 are hydrogen and 0 are deuterium.

In the tables below, the ZeroOcc column contains the number of atoms modelled with zero occupancy, the AltConf column contains the number of residues with at least one atom in alternate conformation and the Trace column contains the number of residues modelled with at most 2 atoms.

- Molecule 1 is a protein called Uncharacterized protein.

Mol	Chain	Residues	Atoms						ZeroOcc	AltConf	Trace
1	A	418	Total	C	N	O	S	Se	0	0	0
			3383	2124	611	632	6	10			
1	B	418	Total	C	N	O	S	Se	0	0	0
			3371	2118	605	632	6	10			
1	C	364	Total	C	N	O	S	Se	0	0	0
			2961	1865	529	552	6	9			
1	D	372	Total	C	N	O	S	Se	0	0	0
			3006	1892	530	569	5	10			

There are 32 discrepancies between the modelled and reference sequences:

Chain	Residue	Modelled	Actual	Comment	Reference
A	448	LEU	-	EXPRESSION TAG	UNP Q83KU0
A	449	GLU	-	EXPRESSION TAG	UNP Q83KU0
A	450	HIS	-	EXPRESSION TAG	UNP Q83KU0
A	451	HIS	-	EXPRESSION TAG	UNP Q83KU0
A	452	HIS	-	EXPRESSION TAG	UNP Q83KU0
A	453	HIS	-	EXPRESSION TAG	UNP Q83KU0
A	454	HIS	-	EXPRESSION TAG	UNP Q83KU0
A	455	HIS	-	EXPRESSION TAG	UNP Q83KU0
B	448	LEU	-	EXPRESSION TAG	UNP Q83KU0
B	449	GLU	-	EXPRESSION TAG	UNP Q83KU0
B	450	HIS	-	EXPRESSION TAG	UNP Q83KU0
B	451	HIS	-	EXPRESSION TAG	UNP Q83KU0
B	452	HIS	-	EXPRESSION TAG	UNP Q83KU0
B	453	HIS	-	EXPRESSION TAG	UNP Q83KU0
B	454	HIS	-	EXPRESSION TAG	UNP Q83KU0
B	455	HIS	-	EXPRESSION TAG	UNP Q83KU0
C	448	LEU	-	EXPRESSION TAG	UNP Q83KU0
C	449	GLU	-	EXPRESSION TAG	UNP Q83KU0
C	450	HIS	-	EXPRESSION TAG	UNP Q83KU0
C	451	HIS	-	EXPRESSION TAG	UNP Q83KU0
C	452	HIS	-	EXPRESSION TAG	UNP Q83KU0

Continued on next page...

Continued from previous page...

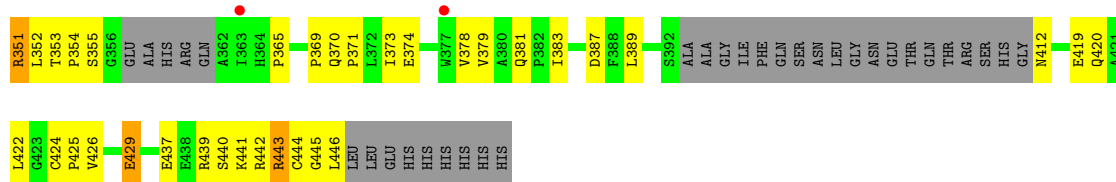
Chain	Residue	Modelled	Actual	Comment	Reference
C	453	HIS	-	EXPRESSION TAG	UNP Q83KU0
C	454	HIS	-	EXPRESSION TAG	UNP Q83KU0
C	455	HIS	-	EXPRESSION TAG	UNP Q83KU0
D	448	LEU	-	EXPRESSION TAG	UNP Q83KU0
D	449	GLU	-	EXPRESSION TAG	UNP Q83KU0
D	450	HIS	-	EXPRESSION TAG	UNP Q83KU0
D	451	HIS	-	EXPRESSION TAG	UNP Q83KU0
D	452	HIS	-	EXPRESSION TAG	UNP Q83KU0
D	453	HIS	-	EXPRESSION TAG	UNP Q83KU0
D	454	HIS	-	EXPRESSION TAG	UNP Q83KU0
D	455	HIS	-	EXPRESSION TAG	UNP Q83KU0

- Molecule 2 is ZINC ION (three-letter code: ZN) (formula: Zn).

Mol	Chain	Residues	Atoms	ZeroOcc	AltConf
2	B	1	Total Zn 1 1	0	0
2	A	1	Total Zn 1 1	0	0
2	D	1	Total Zn 1 1	0	0
2	C	1	Total Zn 1 1	0	0

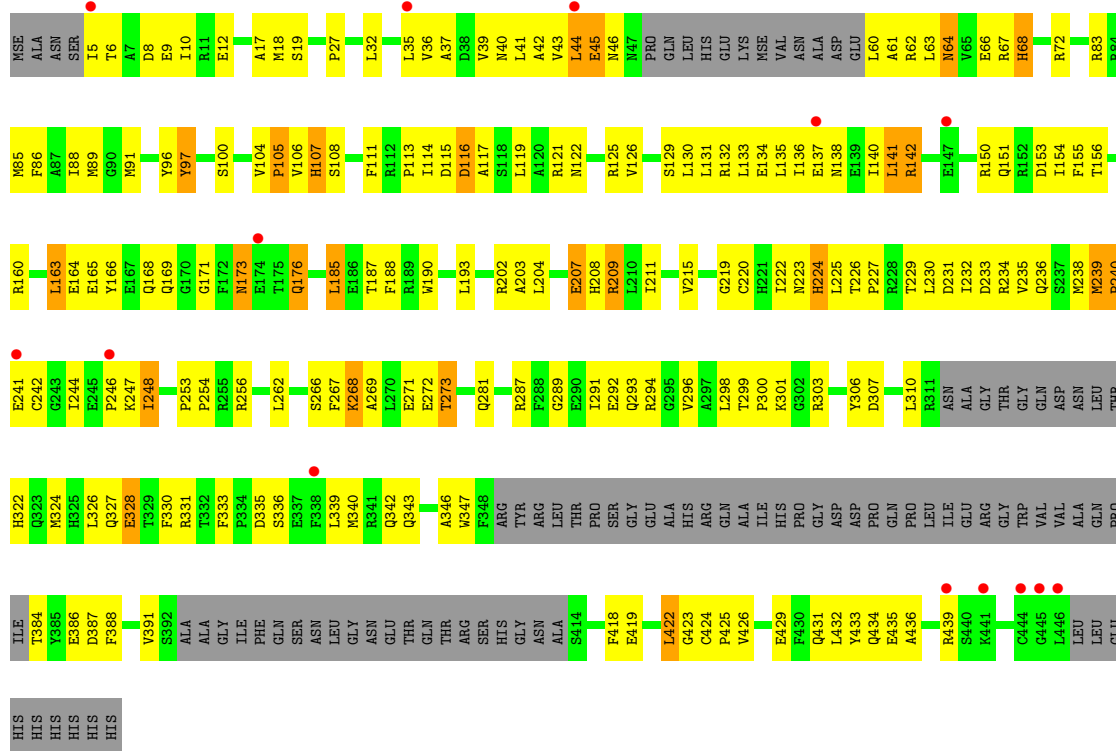
- Molecule 3 is water.

Mol	Chain	Residues	Atoms	ZeroOcc	AltConf
3	A	198	Total O 198 198	0	0
3	B	148	Total O 148 148	0	0
3	C	93	Total O 93 93	0	0
3	D	63	Total O 63 63	0	0



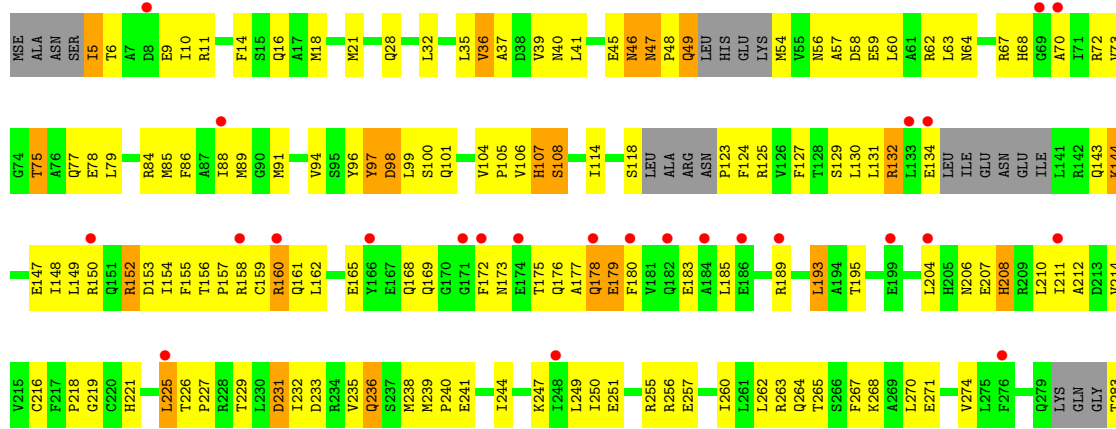
• Molecule 1: Uncharacterized protein

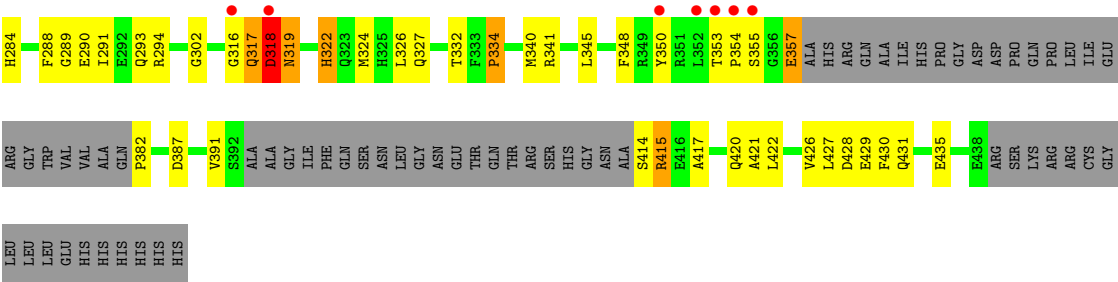
Chain C:



• Molecule 1: Uncharacterized protein

Chain D:





4 Data and refinement statistics

Property	Value	Source
Space group	C 1 2 1	Depositor
Cell constants a, b, c, α , β , γ	192.21Å 76.39Å 159.05Å 90.00° 116.55° 90.00°	Depositor
Resolution (Å)	41.12 – 2.60 41.12 – 2.59	Depositor EDS
% Data completeness (in resolution range)	87.0 (41.12-2.60) 95.8 (41.12-2.59)	Depositor EDS
R_{merge}	0.07	Depositor
R_{sym}	0.07	Depositor
$\langle I/\sigma(I) \rangle$ ¹	4.27 (at 2.58Å)	Xtriage
Refinement program	CNS 1.1	Depositor
R, R_{free}	0.233 , 0.281 0.242 , 0.286	Depositor DCC
R_{free} test set	1705 reflections (2.99%)	DCC
Wilson B-factor (Å ²)	36.9	Xtriage
Anisotropy	0.162	Xtriage
Bulk solvent k_{sol} (e/Å ³), B_{sol} (Å ²)	0.32 , 26.8	EDS
Estimated twinning fraction	No twinning to report.	Xtriage
L-test for twinning	$\langle L \rangle = 0.49$, $\langle L^2 \rangle = 0.32$	Xtriage
Outliers	0 of 124502 reflections	Xtriage
F_o, F_c correlation	0.89	EDS
Total number of atoms	13227	wwPDB-VP
Average B, all atoms (Å ²)	45.0	wwPDB-VP

Xtriage's analysis on translational NCS is as follows: *The largest off-origin peak in the Patterson function is 3.62% of the height of the origin peak. No significant pseudotranslation is detected.*

¹Intensities estimated from amplitudes.

5 Model quality

5.1 Standard geometry

Bond lengths and bond angles in the following residue types are not validated in this section: ZN

The Z score for a bond length (or angle) is the number of standard deviations the observed value is removed from the expected value. A bond length (or angle) with $|Z| > 5$ is considered an outlier worth inspection. RMSZ is the root-mean-square of all Z scores of the bond lengths (or angles).

Mol	Chain	Bond lengths		Bond angles	
		RMSZ	$\# Z > 5$	RMSZ	$\# Z > 5$
1	A	0.43	0/3443	0.65	1/4645 (0.0%)
1	B	0.40	0/3430	0.65	2/4629 (0.0%)
1	C	0.36	0/3008	0.59	1/4048 (0.0%)
1	D	0.33	0/3055	0.58	1/4116 (0.0%)
All	All	0.38	0/12936	0.62	5/17438 (0.0%)

There are no bond length outliers.

All (5) bond angle outliers are listed below:

Mol	Chain	Res	Type	Atoms	Z	Observed(°)	Ideal(°)
1	D	98	ASP	CB-CG-OD1	5.91	123.62	118.30
1	C	209	ARG	NE-CZ-NH2	-5.40	117.60	120.30
1	A	270	LEU	CA-CB-CG	5.40	127.71	115.30
1	B	98	ASP	CB-CG-OD2	5.28	123.05	118.30
1	B	321	THR	N-CA-C	-5.23	96.89	111.00

There are no chirality outliers.

There are no planarity outliers.

5.2 Close contacts

In the following table, the Non-H and H(model) columns list the number of non-hydrogen atoms and hydrogen atoms in the chain respectively. The H(added) column lists the number of hydrogens added by MolProbity. The Clashes column lists the number of clashes within the asymmetric unit, and the number in parentheses is this value normalized per 1000 atoms of the molecule in the chain. The Symm-Clashes column gives symmetry related clashes, in the same way as for the Clashes column.

Mol	Chain	Non-H	H(model)	H(added)	Clashes	Symm-Clashes
1	A	3383	0	3310	178	0
1	B	3371	0	3298	217	0
1	C	2961	0	2906	205	0
1	D	3006	0	2920	188	0
2	A	1	0	0	0	0
2	B	1	0	0	0	0
2	C	1	0	0	0	0
2	D	1	0	0	0	0
3	A	198	0	0	29	0
3	B	148	0	0	18	0
3	C	93	0	0	15	0
3	D	63	0	0	14	0
All	All	13227	0	12434	783	0

Clashscore is defined as the number of clashes calculated for the entry per 1000 atoms (including hydrogens) of the entry. The overall clashscore for this entry is 31.

All (783) close contacts within the same asymmetric unit are listed below.

Atom-1	Atom-2	Distance(Å)	Clash(Å)
1:B:11:ARG:CA	1:B:89:MSE:HE3	1.38	1.49
1:B:11:ARG:HA	1:B:89:MSE:CE	1.48	1.43
1:B:14:PHE:HB3	1:B:89:MSE:CE	1.65	1.25
1:B:14:PHE:CB	1:B:89:MSE:HE1	1.69	1.21
1:A:139:GLU:HG2	1:A:142:ARG:HH21	1.05	1.17
1:B:84:ARG:NH2	1:B:163:LEU:HD22	1.62	1.14
1:D:108:SER:HB3	1:D:129:SER:HA	1.28	1.14
1:C:436:ALA:HA	1:C:439:ARG:HH12	1.12	1.13
1:A:353:THR:HG22	1:A:356:GLY:H	1.11	1.08
1:B:84:ARG:HH21	1:B:163:LEU:CD2	1.67	1.07
1:B:84:ARG:HH21	1:B:163:LEU:HD22	0.90	1.03
1:B:83:ARG:HG2	1:B:83:ARG:HH11	1.22	1.02
1:B:14:PHE:HB3	1:B:89:MSE:HE1	1.23	1.01
1:C:108:SER:HB3	1:C:129:SER:HA	1.43	1.00
1:C:268:LYS:NZ	1:C:268:LYS:H	1.59	0.99
1:A:128:THR:HB	3:A:671:HOH:O	1.68	0.94
1:C:173:ASN:H	1:C:176:GLN:HE21	1.16	0.94
1:B:14:PHE:HB3	1:B:89:MSE:HE2	1.50	0.94
1:A:139:GLU:HG3	1:D:324:MSE:HE3	1.47	0.93
1:A:108:SER:HB3	1:A:129:SER:HA	1.48	0.93
1:C:106:VAL:HG12	1:C:131:LEU:HA	1.50	0.93
1:B:445:GLY:C	1:B:446:LEU:HD12	1.88	0.92
1:B:14:PHE:CB	1:B:89:MSE:CE	2.37	0.91
1:C:268:LYS:HZ3	1:C:268:LYS:H	0.98	0.91

Continued on next page...

Continued from previous page...

Atom-1	Atom-2	Distance(Å)	Clash(Å)
1:B:14:PHE:HB2	1:B:89:MSE:HE1	1.52	0.90
1:A:353:THR:HG22	1:A:356:GLY:N	1.86	0.90
1:B:89:MSE:HG2	1:B:91:MSE:SE	2.22	0.89
1:C:436:ALA:HA	1:C:439:ARG:NH1	1.89	0.87
1:B:68:HIS:HA	3:B:586:HOH:O	1.73	0.87
1:A:239:MSE:HE2	1:A:244:ILE:HG21	1.56	0.87
1:C:254:PRO:HD3	1:C:326:LEU:HD11	1.57	0.86
1:A:299:THR:HG22	1:A:302:GLY:H	1.40	0.86
1:D:154:ILE:HG12	1:D:219:GLY:HA2	1.57	0.86
1:A:139:GLU:HG2	1:A:142:ARG:NH2	1.90	0.85
1:B:75:THR:OG1	1:B:78:GLU:HG3	1.77	0.84
1:C:165:GLU:O	1:C:169:GLN:HG2	1.77	0.84
1:B:11:ARG:HH21	1:B:90:GLY:HA3	1.43	0.84
1:A:150:ARG:HD3	3:A:569:HOH:O	1.76	0.83
1:B:83:ARG:HG2	1:B:83:ARG:NH1	1.85	0.83
1:A:49:GLN:NE2	1:A:49:GLN:H	1.77	0.82
1:B:11:ARG:CA	1:B:89:MSE:CE	2.29	0.81
1:B:224:HIS:CD2	1:B:290:GLU:OE1	2.34	0.81
1:B:125:ARG:CZ	1:B:294:ARG:NH1	2.44	0.81
1:B:11:ARG:HA	1:B:89:MSE:HE3	0.80	0.80
1:B:11:ARG:C	1:B:89:MSE:HE3	2.01	0.80
1:A:299:THR:HG21	1:A:344:GLY:O	1.81	0.79
1:C:268:LYS:N	1:C:268:LYS:HZ3	1.77	0.79
1:B:351:ARG:HH11	1:B:351:ARG:HB3	1.46	0.79
1:A:232:ILE:H	1:A:293:GLN:NE2	1.80	0.79
1:B:365:PRO:HA	1:B:446:LEU:HA	1.66	0.78
1:C:6:THR:HG22	1:C:9:GLU:OE1	1.84	0.78
1:B:262:LEU:HD21	1:B:389:LEU:HG	1.63	0.78
1:A:173:ASN:HD22	1:A:173:ASN:C	1.87	0.78
1:C:419:GLU:HG2	1:C:425:PRO:HA	1.63	0.77
1:C:136:ILE:HB	1:C:142:ARG:HB3	1.67	0.77
1:D:247:LYS:HE2	1:D:249:LEU:HB3	1.65	0.77
1:D:144:LYS:HA	1:D:144:LYS:HE2	1.64	0.77
1:D:165:GLU:HB3	1:D:172:PHE:HZ	1.50	0.77
1:A:85:MSE:HE1	1:A:188:PHE:HZ	1.49	0.77
1:B:351:ARG:HH11	1:B:351:ARG:CB	1.97	0.77
1:D:91:MSE:HE1	1:D:124:PHE:CD2	2.22	0.75
1:D:100:SER:HA	1:D:104:VAL:O	1.87	0.75
1:A:232:ILE:H	1:A:293:GLN:HE21	1.35	0.75
1:C:155:PHE:HB2	1:C:160:ARG:NH1	2.02	0.74
1:B:11:ARG:N	1:B:89:MSE:HE3	2.03	0.74
1:C:322:HIS:N	3:C:555:HOH:O	2.21	0.74

Continued on next page...

Continued from previous page...

Atom-1	Atom-2	Distance(Å)	Clash(Å)
1:C:239:MSE:HB2	1:C:240:PRO:HD3	1.71	0.73
1:C:132:ARG:HB3	1:C:134:GLU:OE2	1.88	0.73
1:C:32:LEU:HD22	1:C:267:PHE:HZ	1.52	0.73
1:C:155:PHE:HB2	1:C:160:ARG:HH12	1.53	0.73
1:D:172:PHE:HB3	1:D:177:ALA:HB2	1.69	0.73
1:D:431:GLN:O	1:D:435:GLU:HG3	1.88	0.73
1:D:99:LEU:HD12	1:D:106:VAL:HG23	1.70	0.73
1:D:232:ILE:HG22	1:D:293:GLN:NE2	2.04	0.72
1:B:104:VAL:HG12	1:B:106:VAL:HG22	1.70	0.72
1:A:240:PRO:HG2	3:A:631:HOH:O	1.88	0.72
1:D:221:HIS:HD2	3:D:515:HOH:O	1.72	0.72
1:B:299:THR:HG22	3:B:517:HOH:O	1.90	0.72
1:B:100:SER:HA	1:B:104:VAL:O	1.90	0.71
1:D:193:LEU:HD22	1:D:193:LEU:O	1.89	0.71
1:A:351:ARG:HG2	1:A:443:ARG:NH2	2.04	0.71
1:D:75:THR:HB	1:D:77:GLN:HE22	1.54	0.71
1:C:44:LEU:HD11	1:C:60:LEU:HD21	1.72	0.71
1:D:193:LEU:H	1:D:193:LEU:HD13	1.55	0.71
1:B:46:ASN:HB3	3:B:566:HOH:O	1.88	0.71
1:C:150:ARG:HH21	1:C:151:GLN:NE2	1.88	0.71
1:B:316:GLY:O	1:B:318:ASP:N	2.23	0.71
1:D:40:ASN:HD22	1:D:63:LEU:HD21	1.55	0.71
1:A:6:THR:HG22	1:A:9:GLU:HB2	1.73	0.70
1:C:339:LEU:HD12	1:C:339:LEU:H	1.54	0.70
1:C:342:GLN:HE21	1:C:343:GLN:NE2	1.89	0.70
1:D:106:VAL:HG12	1:D:131:LEU:HA	1.74	0.70
1:C:6:THR:HG23	1:C:9:GLU:H	1.56	0.70
1:B:148:ILE:HD13	1:B:196:VAL:HG11	1.72	0.70
1:C:268:LYS:HG2	1:C:268:LYS:O	1.92	0.70
1:C:64:ASN:HD22	1:C:64:ASN:N	1.87	0.70
1:B:369:PRO:O	1:B:373:ILE:HG13	1.92	0.69
1:D:274:VAL:HB	1:D:283:THR:HG22	1.74	0.69
1:A:353:THR:HG21	1:A:376:GLY:O	1.91	0.69
1:C:299:THR:HG22	1:C:301:LYS:H	1.57	0.69
1:C:83:ARG:HD3	1:C:422:LEU:CD2	2.23	0.69
1:D:165:GLU:HB3	1:D:172:PHE:CZ	2.28	0.69
1:C:336:SER:HB3	1:C:339:LEU:HD13	1.75	0.69
1:B:91:MSE:HE3	1:B:124:PHE:CD2	2.28	0.69
1:C:150:ARG:HH21	1:C:151:GLN:HE22	1.41	0.69
1:A:303:ARG:HH11	1:A:303:ARG:HG3	1.58	0.68
1:B:91:MSE:CE	1:B:124:PHE:CD2	2.76	0.68
1:C:154:ILE:O	1:C:187:THR:HG23	1.94	0.68

Continued on next page...

Continued from previous page...

Atom-1	Atom-2	Distance(Å)	Clash(Å)
1:C:108:SER:HB3	1:C:129:SER:CA	2.21	0.68
1:A:173:ASN:ND2	1:A:176:GLN:H	1.91	0.68
1:A:294:ARG:NH2	1:A:387:ASP:O	2.27	0.68
1:C:165:GLU:HA	1:C:168:GLN:HB2	1.75	0.68
1:B:412:ASN:N	3:B:580:HOH:O	2.27	0.68
1:D:75:THR:OG1	1:D:78:GLU:HG3	1.93	0.67
1:D:156:THR:HG21	1:D:183:GLU:OE2	1.94	0.67
1:C:248:ILE:H	1:C:248:ILE:HD13	1.58	0.67
1:B:49:GLN:HE21	1:B:49:GLN:H	1.43	0.67
1:B:132:ARG:HB3	1:B:134:GLU:OE2	1.94	0.67
1:A:235:VAL:O	1:A:239:MSE:HG3	1.95	0.67
1:D:36:VAL:O	1:D:36:VAL:HG12	1.95	0.67
1:A:5:ILE:HD11	1:A:172:PHE:HB2	1.76	0.66
1:C:67:ARG:HA	1:C:226:THR:O	1.95	0.66
1:B:351:ARG:NH1	1:B:351:ARG:HB3	2.09	0.66
1:A:299:THR:HG23	1:A:301:LYS:H	1.61	0.66
1:D:75:THR:HG22	1:D:149:LEU:CD2	2.26	0.66
1:C:89:MSE:CB	1:C:91:MSE:HE2	2.26	0.66
1:D:72:ARG:HG3	1:D:72:ARG:HH11	1.60	0.65
1:B:299:THR:CG2	3:B:517:HOH:O	2.43	0.65
1:A:160:ARG:HD2	3:A:629:HOH:O	1.96	0.65
1:D:332:THR:O	1:D:334:PRO:HD3	1.97	0.65
1:C:223:ASN:O	1:C:224:HIS:HB3	1.95	0.65
1:A:262:LEU:HD12	1:A:262:LEU:C	2.17	0.65
1:C:17:ALA:HB1	1:C:185:LEU:HD21	1.79	0.65
1:B:239:MSE:HE2	1:B:244:ILE:HG21	1.78	0.64
1:C:68:HIS:ND1	1:C:388:PHE:HE2	1.95	0.64
1:C:89:MSE:HB2	1:C:91:MSE:HE2	1.79	0.64
1:D:47:ASN:HD21	1:D:49:GLN:HB2	1.63	0.64
1:B:104:VAL:HG13	1:B:210:LEU:HD22	1.80	0.64
1:C:342:GLN:HE21	1:C:343:GLN:HE21	1.43	0.64
1:C:85:MSE:HE1	1:C:188:PHE:HZ	1.61	0.64
1:A:353:THR:CG2	1:A:355:SER:HB3	2.28	0.64
1:C:68:HIS:CD2	1:C:68:HIS:C	2.72	0.64
1:B:443:ARG:HG3	1:B:443:ARG:HH11	1.61	0.63
1:B:95:SER:HB2	1:B:429:GLU:HG3	1.80	0.63
1:A:349:ARG:HD2	1:A:381:GLN:OE1	1.97	0.63
1:A:64:ASN:HB3	3:A:530:HOH:O	1.99	0.63
1:A:353:THR:CG2	1:A:356:GLY:H	1.99	0.63
1:D:353:THR:O	1:D:357:GLU:HB2	1.98	0.63
1:C:107:HIS:HE1	1:C:130:LEU:HD23	1.63	0.63
1:C:347:TRP:HZ3	1:C:434:GLN:HG3	1.63	0.63

Continued on next page...

Continued from previous page...

Atom-1	Atom-2	Distance(Å)	Clash(Å)
1:C:83:ARG:HD3	1:C:422:LEU:HD22	1.81	0.63
1:C:431:GLN:O	1:C:435:GLU:HG3	1.97	0.63
1:B:11:ARG:HB2	1:B:89:MSE:O	1.98	0.62
1:D:193:LEU:CD1	1:D:193:LEU:H	2.11	0.62
1:C:248:ILE:HD13	1:C:248:ILE:N	2.14	0.62
1:B:294:ARG:NH2	1:B:387:ASP:O	2.32	0.62
1:D:206:ASN:ND2	3:D:538:HOH:O	2.31	0.62
1:B:162:LEU:HD11	1:B:179:GLU:HG2	1.82	0.62
1:B:214:VAL:HG13	3:B:602:HOH:O	2.00	0.62
1:B:91:MSE:CE	1:B:124:PHE:HD2	2.11	0.62
1:D:114:ILE:HG21	1:D:427:LEU:HD13	1.81	0.62
1:A:370:GLN:HB3	1:A:371:PRO:HD3	1.81	0.62
1:C:35:LEU:HD11	1:C:238:MSE:HB3	1.80	0.62
1:B:89:MSE:CG	1:B:91:MSE:SE	2.97	0.62
1:B:6:THR:HG23	1:B:9:GLU:H	1.65	0.62
1:A:226:THR:CG2	1:A:292:GLU:HG2	2.29	0.61
1:C:160:ARG:O	1:C:164:GLU:HB2	1.99	0.61
1:A:6:THR:HG23	1:A:9:GLU:H	1.64	0.61
1:C:208:HIS:HB3	1:C:211:ILE:HG13	1.81	0.61
1:D:267:PHE:CZ	1:D:289:GLY:HA3	2.35	0.61
1:A:268:LYS:HE2	1:A:286:ALA:HB1	1.82	0.61
1:B:47:ASN:C	1:B:47:ASN:HD22	2.04	0.61
1:B:83:ARG:CG	1:B:83:ARG:HH11	2.02	0.61
1:A:249:LEU:O	1:A:265:THR:HG23	2.00	0.61
1:A:368:ASP:O	1:A:371:PRO:HD2	2.01	0.61
1:A:250:ILE:HG12	1:A:265:THR:OG1	2.01	0.61
1:A:253:PRO:HG3	1:A:260:ILE:HG13	1.81	0.61
1:B:84:ARG:HE	1:B:163:LEU:HD21	1.64	0.61
1:B:267:PHE:HB3	3:B:526:HOH:O	2.00	0.61
1:B:173:ASN:OD1	1:B:176:GLN:HG3	2.01	0.61
1:D:91:MSE:HE1	1:D:124:PHE:HD2	1.64	0.61
1:B:352:LEU:HD23	1:B:378:VAL:HG22	1.83	0.61
1:A:248:ILE:HD13	1:A:248:ILE:H	1.65	0.61
1:B:248:ILE:CG2	1:B:320:LEU:HG	2.31	0.61
1:D:152:ARG:HH21	1:D:154:ILE:CG1	2.13	0.60
1:D:152:ARG:HH21	1:D:154:ILE:HB	1.66	0.60
1:D:86:PHE:HB3	1:D:91:MSE:HB2	1.82	0.60
1:D:32:LEU:O	1:D:36:VAL:HG23	2.02	0.60
1:D:155:PHE:HD2	1:D:160:ARG:HB3	1.66	0.60
1:D:175:THR:O	1:D:179:GLU:HB2	2.00	0.60
1:D:353:THR:CG2	1:D:354:PRO:HD2	2.32	0.60
1:B:348:PHE:O	1:B:437:GLU:HG3	2.02	0.60

Continued on next page...

Continued from previous page...

Atom-1	Atom-2	Distance(Å)	Clash(Å)
1:A:173:ASN:HD21	1:A:176:GLN:HG3	1.67	0.60
1:B:132:ARG:HA	3:B:533:HOH:O	2.01	0.60
1:D:39:VAL:HG21	1:D:235:VAL:HG22	1.83	0.60
1:C:173:ASN:H	1:C:176:GLN:NE2	1.94	0.60
1:B:193:LEU:HD13	1:B:194:ALA:O	2.02	0.60
1:A:85:MSE:HE1	1:A:188:PHE:CZ	2.35	0.59
1:C:247:LYS:HB2	3:C:538:HOH:O	2.01	0.59
1:C:60:LEU:HD13	1:C:60:LEU:O	2.02	0.59
1:A:270:LEU:HD13	1:A:270:LEU:C	2.23	0.59
1:B:319:ASN:HB2	1:B:321:THR:HG23	1.84	0.59
1:B:11:ARG:O	1:B:89:MSE:CE	2.51	0.59
1:A:210:LEU:O	1:A:214:VAL:HG23	2.02	0.59
1:D:21:MSE:SE	1:D:189:ARG:HG2	2.51	0.59
1:C:173:ASN:N	1:C:176:GLN:HE21	1.96	0.59
1:D:294:ARG:NH2	1:D:387:ASP:O	2.35	0.59
1:C:299:THR:HG23	1:C:300:PRO:HD2	1.84	0.59
1:D:353:THR:HG23	1:D:354:PRO:HD2	1.84	0.58
1:A:357:GLU:O	1:A:360:ARG:HB2	2.02	0.58
1:D:5:ILE:N	1:D:5:ILE:HD13	2.18	0.58
1:C:207:GLU:HB3	1:C:211:ILE:HD12	1.84	0.58
1:D:60:LEU:HD23	1:D:60:LEU:O	2.03	0.58
1:A:439:ARG:NH2	3:A:608:HOH:O	2.34	0.58
1:D:232:ILE:HG22	1:D:293:GLN:HE21	1.68	0.58
1:D:348:PHE:HA	1:D:382:PRO:HA	1.84	0.58
1:B:226:THR:OG1	1:B:290:GLU:HB3	2.04	0.58
1:C:339:LEU:H	1:C:339:LEU:CD1	2.17	0.58
1:C:294:ARG:NH2	1:C:387:ASP:O	2.36	0.58
1:B:68:HIS:HE1	3:B:629:HOH:O	1.84	0.58
1:C:10:ILE:HG22	1:C:89:MSE:HG2	1.85	0.58
1:C:136:ILE:CB	1:C:142:ARG:HB3	2.34	0.58
1:C:339:LEU:N	1:C:339:LEU:HD12	2.17	0.58
1:A:271:GLU:OE1	1:A:284:HIS:HD2	1.86	0.58
1:C:138:ASN:HD21	1:C:140:ILE:HD12	1.68	0.58
1:C:262:LEU:HD12	1:C:262:LEU:C	2.24	0.57
1:A:109:THR:CG2	3:A:671:HOH:O	2.53	0.57
1:D:152:ARG:HH21	1:D:154:ILE:CB	2.16	0.57
1:B:299:THR:HG23	1:B:300:PRO:HD2	1.85	0.57
1:D:79:LEU:HD23	1:D:421:ALA:O	2.04	0.57
1:B:11:ARG:HA	1:B:89:MSE:SE	2.53	0.57
1:D:78:GLU:OE2	1:D:154:ILE:HD12	2.04	0.57
1:A:153:ASP:HA	3:A:517:HOH:O	2.05	0.57
1:B:150:ARG:NE	3:B:584:HOH:O	2.36	0.57

Continued on next page...

Continued from previous page...

Atom-1	Atom-2	Distance(Å)	Clash(Å)
1:A:322:HIS:N	3:A:502:HOH:O	2.37	0.57
1:D:75:THR:HG22	1:D:149:LEU:HD23	1.86	0.57
1:D:40:ASN:ND2	1:D:63:LEU:HD21	2.19	0.57
1:D:239:MSE:HE2	1:D:244:ILE:HG21	1.86	0.57
1:D:157:PRO:HA	1:D:160:ARG:HG3	1.87	0.57
1:B:370:GLN:HB3	1:B:371:PRO:HD3	1.85	0.57
1:C:132:ARG:HB3	1:C:135:LEU:HD23	1.87	0.57
1:D:60:LEU:HD21	3:D:543:HOH:O	2.03	0.57
1:B:235:VAL:HG11	1:B:291:ILE:HD13	1.87	0.57
1:D:32:LEU:HD13	1:D:239:MSE:HE3	1.86	0.57
1:C:224:HIS:CE1	3:C:567:HOH:O	2.57	0.57
1:A:117:ALA:HB3	3:A:679:HOH:O	2.04	0.57
1:D:153:ASP:HB2	1:D:155:PHE:CE1	2.40	0.56
1:B:62:ARG:HD3	1:B:66:GLU:OE2	2.05	0.56
1:B:72:ARG:NH1	1:B:210:LEU:HD12	2.19	0.56
1:A:226:THR:HG22	1:A:292:GLU:HG2	1.87	0.56
1:D:193:LEU:N	1:D:193:LEU:HD13	2.20	0.56
1:B:319:ASN:HD22	1:B:319:ASN:H	1.53	0.56
1:A:431:GLN:O	1:A:435:GLU:HG3	2.06	0.56
1:C:39:VAL:HG21	1:C:235:VAL:HG22	1.87	0.56
1:A:248:ILE:HD13	1:A:248:ILE:N	2.20	0.56
1:D:429:GLU:HG3	1:D:430:PHE:H	1.71	0.56
1:A:89:MSE:SE	1:A:91:MSE:CE	3.03	0.56
1:B:299:THR:CG2	1:B:300:PRO:HD2	2.36	0.56
1:B:319:ASN:HD22	1:B:319:ASN:N	2.02	0.56
1:B:319:ASN:ND2	1:B:319:ASN:H	2.03	0.56
1:C:232:ILE:H	1:C:293:GLN:NE2	2.04	0.56
1:A:95:SER:HB2	1:A:429:GLU:HG2	1.88	0.56
1:A:63:LEU:CD2	1:A:230:LEU:HD21	2.36	0.56
1:C:5:ILE:HD12	1:C:9:GLU:HB3	1.88	0.56
1:B:137:GLU:HB2	1:B:207:GLU:OE2	2.06	0.56
1:B:101:GLN:OE1	1:B:101:GLN:N	2.38	0.56
1:C:254:PRO:HD3	1:C:326:LEU:CD1	2.33	0.56
1:B:446:LEU:HD12	1:B:446:LEU:N	2.20	0.55
1:D:232:ILE:HD11	1:D:265:THR:OG1	2.06	0.55
1:A:191:HIS:HD2	1:B:308:ASP:OD2	1.88	0.55
1:C:68:HIS:O	1:C:68:HIS:CD2	2.59	0.55
1:A:369:PRO:O	1:A:373:ILE:HG13	2.05	0.55
1:C:419:GLU:CG	1:C:425:PRO:HA	2.35	0.55
1:A:229:THR:HG22	1:A:292:GLU:O	2.07	0.55
1:D:207:GLU:HB3	3:D:538:HOH:O	2.06	0.55
1:D:148:ILE:O	1:D:152:ARG:HG2	2.06	0.55

Continued on next page...

Continued from previous page...

Atom-1	Atom-2	Distance(Å)	Clash(Å)
1:A:292:GLU:OE2	1:A:294:ARG:HD2	2.06	0.55
1:A:365:PRO:HA	1:A:446:LEU:HA	1.88	0.55
1:A:239:MSE:HB3	1:A:244:ILE:HB	1.87	0.55
1:B:72:ARG:CZ	1:B:210:LEU:CD1	2.85	0.55
1:C:88:ILE:HG23	1:C:166:TYR:CE1	2.42	0.55
1:B:378:VAL:HG12	1:B:379:VAL:N	2.21	0.55
1:C:256:ARG:NH2	1:C:335:ASP:HA	2.21	0.55
1:D:260:ILE:HG22	1:D:340:MSE:HE1	1.88	0.55
1:D:98:ASP:O	1:D:101:GLN:HG3	2.07	0.55
1:B:104:VAL:CG1	1:B:106:VAL:HG22	2.37	0.55
1:D:134:GLU:HG2	3:D:542:HOH:O	2.06	0.54
1:D:85:MSE:HG3	1:D:180:PHE:CZ	2.41	0.54
1:C:229:THR:HG22	1:C:292:GLU:O	2.07	0.54
1:A:331:ARG:HD3	3:A:699:HOH:O	2.07	0.54
1:D:41:LEU:HD11	1:D:45:GLU:HG3	1.90	0.54
1:B:84:ARG:NH2	1:B:163:LEU:CD2	2.44	0.54
1:D:78:GLU:OE2	1:D:152:ARG:NH2	2.41	0.54
1:D:75:THR:HB	1:D:77:GLN:NE2	2.21	0.54
1:D:172:PHE:CB	1:D:177:ALA:HB2	2.36	0.54
1:B:116:ASP:OD2	1:B:439:ARG:HD2	2.07	0.54
1:C:64:ASN:N	1:C:64:ASN:ND2	2.55	0.54
1:A:303:ARG:HG3	1:A:303:ARG:NH1	2.21	0.54
1:B:240:PRO:HG2	3:B:628:HOH:O	2.08	0.54
1:A:210:LEU:HD23	1:A:210:LEU:C	2.27	0.54
1:A:341:ARG:NE	3:A:511:HOH:O	2.22	0.54
1:B:235:VAL:HG11	1:B:291:ILE:CD1	2.38	0.54
1:A:348:PHE:O	1:A:437:GLU:HG3	2.06	0.54
1:A:324:MSE:HG3	3:A:624:HOH:O	2.07	0.54
1:B:11:ARG:C	1:B:89:MSE:CE	2.71	0.54
1:C:232:ILE:HG22	1:C:293:GLN:NE2	2.23	0.54
1:B:353:THR:HG22	1:B:355:SER:H	1.72	0.54
1:D:270:LEU:HA	3:D:541:HOH:O	2.07	0.54
1:D:185:LEU:HD13	1:D:185:LEU:O	2.08	0.54
1:D:152:ARG:HG3	1:D:152:ARG:HH11	1.73	0.54
1:D:152:ARG:HE	1:D:154:ILE:HG13	1.73	0.54
1:B:75:THR:HB	1:B:77:GLN:NE2	2.23	0.54
1:D:156:THR:HG21	1:D:183:GLU:HG3	1.88	0.54
1:D:156:THR:O	1:D:159:CYS:HB3	2.08	0.54
1:D:114:ILE:HG21	1:D:427:LEU:CD1	2.38	0.54
1:C:207:GLU:OE2	1:C:207:GLU:HA	2.07	0.54
1:C:41:LEU:HD23	1:C:42:ALA:N	2.23	0.54
1:C:150:ARG:NH2	3:C:551:HOH:O	2.41	0.54

Continued on next page...

Continued from previous page...

Atom-1	Atom-2	Distance(Å)	Clash(Å)
1:D:355:SER:C	1:D:357:GLU:H	2.11	0.53
1:B:270:LEU:HD22	1:B:271:GLU:N	2.23	0.53
1:C:298:LEU:C	1:C:347:TRP:HE1	2.11	0.53
1:C:256:ARG:HH22	1:C:335:ASP:HA	1.73	0.53
1:C:35:LEU:O	1:C:39:VAL:HG23	2.09	0.53
1:C:39:VAL:HG11	1:C:235:VAL:HG23	1.89	0.53
1:B:351:ARG:NH2	1:B:381:GLN:HE22	2.07	0.53
1:A:362:ALA:HA	3:A:521:HOH:O	2.08	0.53
1:A:51:HIS:O	1:A:55:VAL:HG23	2.09	0.53
1:A:311:ARG:HH11	1:A:311:ARG:HG3	1.74	0.53
1:B:60:LEU:O	1:B:60:LEU:HD23	2.08	0.53
1:B:317:GLN:O	1:B:318:ASP:HB2	2.09	0.53
1:C:294:ARG:HH21	1:C:386:GLU:C	2.12	0.53
1:D:56:ASN:C	1:D:58:ASP:H	2.12	0.53
1:B:353:THR:HG23	1:B:354:PRO:HD2	1.91	0.53
1:C:43:VAL:HG13	3:C:532:HOH:O	2.08	0.53
1:B:35:LEU:HD11	1:B:238:MSE:HB3	1.89	0.53
1:D:64:ASN:N	1:D:64:ASN:HD22	2.07	0.53
1:C:150:ARG:CZ	3:C:551:HOH:O	2.56	0.52
1:C:97:TYR:HE2	1:C:388:PHE:O	1.92	0.52
1:B:173:ASN:O	1:B:175:THR:N	2.42	0.52
1:D:270:LEU:HD12	3:D:541:HOH:O	2.08	0.52
1:C:106:VAL:CG1	1:C:131:LEU:HA	2.32	0.52
1:A:49:GLN:NE2	1:A:49:GLN:N	2.53	0.52
1:C:64:ASN:HD22	1:C:64:ASN:H	1.56	0.52
1:C:97:TYR:N	1:C:97:TYR:CD1	2.76	0.52
1:D:132:ARG:NH1	3:D:542:HOH:O	2.42	0.52
1:B:239:MSE:N	1:B:240:PRO:HD2	2.25	0.52
1:D:85:MSE:HG3	1:D:180:PHE:HZ	1.74	0.52
1:C:141:LEU:HD21	1:C:203:ALA:HB1	1.91	0.52
1:D:11:ARG:NH1	1:D:123:PRO:N	2.57	0.52
1:A:299:THR:HG22	1:A:302:GLY:N	2.17	0.52
1:D:212:ALA:O	1:D:216:CYS:HB2	2.09	0.52
1:A:162:LEU:HD11	1:A:179:GLU:HG2	1.91	0.52
1:B:310:LEU:HD23	1:B:326:LEU:HD21	1.91	0.52
1:C:44:LEU:O	1:C:45:GLU:HG3	2.10	0.52
1:A:41:LEU:HD23	1:A:41:LEU:C	2.29	0.52
1:B:215:VAL:HG12	1:B:215:VAL:O	2.08	0.52
1:A:353:THR:HG23	1:A:355:SER:H	1.75	0.52
1:B:262:LEU:CD2	1:B:389:LEU:HG	2.37	0.52
1:C:41:LEU:C	1:C:41:LEU:HD23	2.30	0.52
1:C:141:LEU:HD12	1:C:204:LEU:HD23	1.92	0.52

Continued on next page...

Continued from previous page...

Atom-1	Atom-2	Distance(Å)	Clash(Å)
1:B:8:ASP:O	1:B:12:GLU:HG2	2.10	0.52
1:D:84:ARG:O	1:D:88:ILE:HG13	2.10	0.52
1:A:49:GLN:HE21	1:A:49:GLN:H	1.55	0.52
1:A:100:SER:C	1:A:102:ALA:H	2.12	0.52
1:C:160:ARG:HH11	1:C:160:ARG:HG3	1.76	0.51
1:C:299:THR:HA	1:C:347:TRP:HE1	1.75	0.51
1:D:268:LYS:HA	1:D:288:PHE:CD1	2.45	0.51
1:B:91:MSE:HE1	1:B:124:PHE:CE2	2.46	0.51
1:D:173:ASN:HD21	1:D:176:GLN:HB2	1.75	0.51
1:B:173:ASN:O	1:B:176:GLN:N	2.43	0.51
1:D:152:ARG:HH21	1:D:154:ILE:HG13	1.75	0.51
1:A:165:GLU:O	1:A:169:GLN:HG3	2.11	0.51
1:A:178:GLN:HB3	3:A:575:HOH:O	2.10	0.51
1:A:208:HIS:HB3	1:A:211:ILE:HD12	1.91	0.51
1:D:97:TYR:N	1:D:97:TYR:CD1	2.78	0.51
1:D:226:THR:OG1	1:D:290:GLU:HB3	2.10	0.51
1:A:269:ALA:O	1:A:270:LEU:HB2	2.11	0.51
1:A:357:GLU:CD	1:A:360:ARG:HH12	2.13	0.51
1:B:91:MSE:HE3	1:B:124:PHE:HD2	1.73	0.51
1:D:232:ILE:H	1:D:293:GLN:NE2	2.09	0.51
1:B:149:LEU:O	1:B:152:ARG:HG2	2.11	0.51
1:B:173:ASN:O	1:B:174:GLU:C	2.49	0.51
1:B:248:ILE:HG22	1:B:320:LEU:HG	1.91	0.51
1:B:136:ILE:HG23	1:B:207:GLU:HG2	1.93	0.51
1:D:11:ARG:HH22	1:D:118:SER:HB2	1.76	0.51
1:A:241:GLU:HB2	3:A:631:HOH:O	2.11	0.50
1:D:125:ARG:NH2	1:D:294:ARG:HD2	2.26	0.50
1:D:56:ASN:C	1:D:58:ASP:N	2.64	0.50
1:A:27:PRO:O	1:A:30:GLY:N	2.41	0.50
1:B:441:LYS:O	1:B:444:CYS:HB2	2.10	0.50
1:D:322:HIS:HA	3:D:551:HOH:O	2.09	0.50
1:A:173:ASN:ND2	1:A:173:ASN:C	2.61	0.50
1:D:271:GLU:OE1	1:D:284:HIS:HB3	2.12	0.50
1:C:100:SER:HA	1:C:104:VAL:O	2.10	0.50
1:D:41:LEU:CD1	1:D:45:GLU:HG3	2.42	0.50
1:B:340:MSE:HE2	1:B:346:ALA:HB2	1.93	0.50
1:D:262:LEU:C	1:D:262:LEU:HD12	2.32	0.50
1:A:173:ASN:HD22	1:A:176:GLN:H	1.59	0.50
1:C:240:PRO:C	1:C:242:CYS:H	2.13	0.50
1:A:239:MSE:SE	1:A:246:PRO:HB3	2.60	0.50
1:D:420:GLN:C	1:D:422:LEU:H	2.14	0.50
1:B:141:LEU:HD21	1:B:203:ALA:CB	2.41	0.50

Continued on next page...

Continued from previous page...

Atom-1	Atom-2	Distance(Å)	Clash(Å)
1:B:213:ASP:OD1	1:B:221:HIS:HE1	1.95	0.50
1:C:299:THR:HA	1:C:347:TRP:NE1	2.27	0.50
1:C:113:PRO:HB2	1:C:119:LEU:CD2	2.42	0.50
1:C:173:ASN:HB2	1:C:176:GLN:HB2	1.93	0.50
1:D:104:VAL:HG12	1:D:106:VAL:HG22	1.92	0.50
1:B:443:ARG:NH1	1:B:443:ARG:HG3	2.24	0.50
1:C:46:ASN:HD22	1:C:46:ASN:N	2.09	0.50
1:C:83:ARG:HA	1:C:111:PHE:CE2	2.47	0.50
1:A:49:GLN:HE21	1:A:49:GLN:N	2.09	0.49
1:D:239:MSE:HG3	3:D:505:HOH:O	2.11	0.49
1:C:266:SER:HA	1:C:289:GLY:O	2.11	0.49
1:C:27:PRO:HD2	3:C:518:HOH:O	2.11	0.49
1:C:6:THR:HG21	3:C:540:HOH:O	2.12	0.49
1:D:47:ASN:ND2	1:D:49:GLN:HB2	2.26	0.49
1:A:63:LEU:HD22	1:A:230:LEU:HD21	1.94	0.49
1:B:141:LEU:HD11	1:B:203:ALA:HB1	1.94	0.49
1:C:333:PHE:HE1	1:C:340:MSE:HE3	1.75	0.49
1:A:6:THR:HB	3:A:645:HOH:O	2.11	0.49
1:C:64:ASN:H	1:C:64:ASN:ND2	2.10	0.49
1:C:62:ARG:HD3	1:C:66:GLU:OE2	2.11	0.49
1:B:323:GLN:O	1:B:327:GLN:HG3	2.12	0.49
1:B:10:ILE:O	1:B:89:MSE:CE	2.60	0.49
1:D:236:GLN:HA	1:D:239:MSE:HG3	1.95	0.49
1:B:90:GLY:O	1:B:92:TYR:CE2	2.66	0.49
1:C:169:GLN:HE22	1:C:176:GLN:HE22	1.59	0.49
1:A:5:ILE:HD11	1:A:172:PHE:CB	2.42	0.49
1:A:108:SER:CB	1:A:128:THR:O	2.61	0.49
1:A:299:THR:HG23	1:A:301:LYS:N	2.25	0.49
1:C:134:GLU:HG2	1:C:135:LEU:HD22	1.95	0.49
1:C:187:THR:HG22	1:C:187:THR:O	2.12	0.49
1:D:14:PHE:HB2	1:D:89:MSE:HE1	1.94	0.49
1:D:255:ARG:O	1:D:256:ARG:HG3	2.12	0.49
1:A:139:GLU:HG3	1:D:324:MSE:CE	2.31	0.49
1:C:248:ILE:CD1	1:C:248:ILE:H	2.24	0.49
1:B:378:VAL:CG1	1:B:379:VAL:N	2.75	0.49
1:B:347:TRP:HB3	1:B:383:ILE:HD12	1.94	0.49
1:A:67:ARG:HA	1:A:226:THR:O	2.13	0.49
1:B:133:LEU:C	1:B:135:LEU:H	2.16	0.49
1:C:163:LEU:HD22	1:C:163:LEU:O	2.13	0.49
1:B:442:ARG:C	1:B:444:CYS:H	2.16	0.49
1:B:10:ILE:C	1:B:89:MSE:HE3	2.33	0.49
1:D:152:ARG:HG3	1:D:152:ARG:NH1	2.28	0.49

Continued on next page...

Continued from previous page...

Atom-1	Atom-2	Distance(Å)	Clash(Å)
1:D:154:ILE:CG1	1:D:219:GLY:HA2	2.34	0.49
1:C:72:ARG:CZ	1:C:223:ASN:ND2	2.76	0.49
1:C:19:SER:HA	1:C:225:LEU:CD1	2.43	0.49
1:B:287:ARG:HB3	3:B:632:HOH:O	2.11	0.49
1:C:105:PRO:O	1:C:106:VAL:HG13	2.12	0.49
1:A:48:PRO:O	1:A:52:GLU:HG3	2.13	0.49
1:B:142:ARG:O	1:B:145:ALA:HB3	2.13	0.49
1:B:108:SER:HB3	1:B:128:THR:O	2.13	0.49
1:B:91:MSE:HE1	1:B:124:PHE:CD2	2.48	0.48
1:A:239:MSE:N	1:A:240:PRO:HD2	2.28	0.48
1:C:386:GLU:H	1:C:433:TYR:HH	1.59	0.48
1:D:160:ARG:HD3	1:D:161:GLN:N	2.28	0.48
1:B:166:TYR:HB2	1:B:172:PHE:CZ	2.47	0.48
1:D:195:THR:O	1:D:195:THR:HG22	2.13	0.48
1:A:415:ARG:O	1:A:419:GLU:HG3	2.12	0.48
1:D:268:LYS:HE3	1:D:271:GLU:HG2	1.95	0.48
1:D:244:ILE:HG23	1:D:267:PHE:CD2	2.48	0.48
1:C:113:PRO:O	1:C:119:LEU:HD21	2.12	0.48
1:A:347:TRP:HB3	1:A:383:ILE:HD12	1.95	0.48
1:C:104:VAL:HG12	1:C:106:VAL:HG22	1.94	0.48
1:C:140:ILE:HG13	1:C:140:ILE:H	1.44	0.48
1:C:426:VAL:HG11	3:C:576:HOH:O	2.12	0.48
1:B:283:THR:OG1	1:B:284:HIS:N	2.47	0.48
1:A:173:ASN:ND2	1:A:176:GLN:HG3	2.29	0.48
1:D:10:ILE:O	1:D:89:MSE:HE2	2.12	0.48
1:C:83:ARG:HD3	1:C:422:LEU:HD21	1.95	0.48
1:A:68:HIS:NE2	1:A:224:HIS:HE1	2.11	0.48
1:A:6:THR:CG2	1:A:9:GLU:HB2	2.42	0.48
1:C:224:HIS:CD2	1:C:224:HIS:O	2.66	0.48
1:B:420:GLN:HG2	1:B:420:GLN:O	2.14	0.48
1:A:226:THR:HG21	1:A:292:GLU:HG2	1.95	0.48
1:C:234:ARG:O	1:C:238:MSE:HG2	2.13	0.48
1:B:260:ILE:O	1:B:261:LEU:C	2.52	0.48
1:A:309:LEU:HD22	1:A:329:THR:HG22	1.96	0.48
1:D:274:VAL:HB	1:D:283:THR:CG2	2.42	0.48
1:D:226:THR:HG23	1:D:290:GLU:O	2.12	0.48
1:D:73:VAL:HG23	1:D:130:LEU:HD12	1.96	0.48
1:D:231:ASP:OD1	1:D:233:ASP:HB2	2.13	0.48
1:B:229:THR:HG22	1:B:292:GLU:O	2.13	0.48
1:A:49:GLN:H	1:A:49:GLN:CD	2.18	0.47
1:B:106:VAL:HG11	1:B:210:LEU:HD21	1.96	0.47
1:A:5:ILE:HD13	1:A:5:ILE:N	2.29	0.47

Continued on next page...

Continued from previous page...

Atom-1	Atom-2	Distance(Å)	Clash(Å)
1:C:232:ILE:HB	1:C:293:GLN:HB2	1.95	0.47
1:C:328:GLU:O	1:C:331:ARG:HG3	2.13	0.47
1:A:88:ILE:O	1:A:88:ILE:HG22	2.14	0.47
1:C:301:LYS:HE2	1:C:343:GLN:O	2.14	0.47
1:D:173:ASN:ND2	1:D:176:GLN:HB2	2.29	0.47
1:B:156:THR:O	1:B:159:CYS:HB3	2.15	0.47
1:D:147:GLU:OE2	1:D:150:ARG:NH1	2.48	0.47
1:D:99:LEU:HD12	1:D:106:VAL:CG2	2.42	0.47
1:A:429:GLU:HG3	1:A:429:GLU:H	1.50	0.47
1:C:230:LEU:HD12	1:C:230:LEU:N	2.29	0.47
1:C:209:ARG:NH2	3:C:549:HOH:O	2.47	0.47
1:B:248:ILE:HG21	1:B:320:LEU:HG	1.95	0.47
1:C:163:LEU:C	1:C:163:LEU:HD13	2.35	0.47
1:C:86:PHE:HD1	1:C:91:MSE:HE3	1.80	0.47
1:C:89:MSE:HB2	1:C:91:MSE:CE	2.44	0.47
1:B:225:LEU:HD23	1:B:225:LEU:HA	1.70	0.47
1:D:16:GLN:HA	1:D:16:GLN:NE2	2.30	0.47
1:A:239:MSE:HE2	1:A:244:ILE:CG2	2.38	0.47
1:C:239:MSE:C	1:C:244:ILE:O	2.53	0.47
1:B:319:ASN:CB	1:B:321:THR:HG23	2.44	0.47
1:D:57:ALA:HB3	1:D:59:GLU:HG2	1.97	0.47
1:D:96:TYR:CE1	1:D:107:HIS:HB2	2.49	0.47
1:B:220:CYS:O	1:B:220:CYS:SG	2.73	0.47
1:C:106:VAL:HG12	1:C:130:LEU:O	2.15	0.47
1:D:157:PRO:O	1:D:161:GLN:HB2	2.15	0.47
1:B:35:LEU:HD11	1:B:238:MSE:CB	2.45	0.47
1:C:113:PRO:HB2	1:C:119:LEU:HD23	1.97	0.47
1:D:14:PHE:CD1	1:D:89:MSE:HE1	2.50	0.47
1:C:83:ARG:HG2	1:C:83:ARG:HH11	1.80	0.47
1:A:100:SER:C	1:A:102:ALA:N	2.69	0.47
1:C:227:PRO:HG2	1:C:291:ILE:CD1	2.44	0.47
1:D:225:LEU:HD21	3:D:544:HOH:O	2.15	0.47
1:D:32:LEU:CD1	1:D:239:MSE:HE3	2.45	0.46
1:D:207:GLU:O	1:D:207:GLU:HG3	2.15	0.46
1:D:168:GLN:HG2	3:D:565:HOH:O	2.14	0.46
1:B:112:ARG:HB3	1:B:125:ARG:HG2	1.97	0.46
1:D:98:ASP:OD2	1:D:100:SER:OG	2.29	0.46
1:D:173:ASN:OD1	1:D:176:GLN:N	2.37	0.46
1:C:19:SER:HA	1:C:225:LEU:HD11	1.98	0.46
1:A:83:ARG:HH21	1:A:423:GLY:HA3	1.80	0.46
1:A:109:THR:HG22	3:A:671:HOH:O	2.14	0.46
1:A:249:LEU:HA	3:A:598:HOH:O	2.14	0.46

Continued on next page...

Continued from previous page...

Atom-1	Atom-2	Distance(Å)	Clash(Å)
1:A:143:GLN:OE1	1:A:143:GLN:HA	2.15	0.46
1:B:92:TYR:HB3	1:B:93:PRO:HD2	1.97	0.46
1:B:299:THR:HG22	1:B:300:PRO:N	2.30	0.46
1:C:296:VAL:HA	1:C:384:THR:HA	1.96	0.46
1:A:220:CYS:HB3	3:A:586:HOH:O	2.15	0.46
1:B:125:ARG:CZ	1:B:294:ARG:HH11	2.25	0.46
1:B:370:GLN:N	1:B:371:PRO:CD	2.78	0.46
1:B:133:LEU:O	1:B:136:ILE:HG13	2.16	0.46
1:B:115:ASP:HB2	3:B:576:HOH:O	2.16	0.46
1:B:125:ARG:N	3:B:586:HOH:O	2.23	0.46
1:B:6:THR:CG2	1:B:9:GLU:HB2	2.46	0.46
1:D:14:PHE:CE2	1:D:18:MSE:HE2	2.50	0.46
1:D:54:MSE:HE2	1:D:59:GLU:OE2	2.16	0.46
1:D:204:LEU:HD13	1:D:211:ILE:HG22	1.98	0.46
1:D:72:ARG:HE	1:D:210:LEU:HD12	1.81	0.46
1:D:251:GLU:O	1:D:263:ARG:HA	2.16	0.46
1:A:210:LEU:O	1:A:210:LEU:HD23	2.16	0.46
1:B:270:LEU:HD22	1:B:271:GLU:H	1.80	0.46
1:B:178:GLN:O	1:B:182:GLN:HG2	2.15	0.46
1:A:412:ASN:OD1	1:A:413:ALA:N	2.48	0.46
1:A:250:ILE:HG21	1:A:263:ARG:NH2	2.31	0.46
1:C:43:VAL:HA	3:C:532:HOH:O	2.16	0.46
1:A:310:LEU:C	1:A:312:ASN:H	2.19	0.46
1:D:177:ALA:C	1:D:179:GLU:N	2.69	0.45
1:C:239:MSE:CB	1:C:246:PRO:HD3	2.46	0.45
1:C:136:ILE:HB	1:C:142:ARG:CB	2.44	0.45
1:A:353:THR:O	1:A:354:PRO:C	2.53	0.45
1:B:32:LEU:HD11	1:B:291:ILE:HD12	1.98	0.45
1:D:72:ARG:HB3	1:D:214:VAL:HG22	1.98	0.45
1:C:133:LEU:C	1:C:135:LEU:H	2.20	0.45
1:B:207:GLU:O	1:B:208:HIS:HB2	2.16	0.45
1:B:250:ILE:HG12	1:B:265:THR:OG1	2.16	0.45
1:A:45:GLU:HB2	3:A:520:HOH:O	2.17	0.45
1:B:154:ILE:HG22	1:B:219:GLY:HA2	1.98	0.45
1:B:226:THR:HG23	1:B:291:ILE:HA	1.99	0.45
1:A:6:THR:HA	3:A:692:HOH:O	2.17	0.45
1:D:47:ASN:C	1:D:47:ASN:HD22	2.20	0.45
1:C:62:ARG:HG3	1:C:63:LEU:N	2.31	0.45
1:D:238:MSE:O	1:D:241:GLU:HB2	2.16	0.45
1:C:115:ASP:O	1:C:117:ALA:N	2.50	0.45
1:C:188:PHE:N	1:C:188:PHE:CD1	2.84	0.45
1:B:149:LEU:HA	1:B:149:LEU:HD12	1.81	0.45

Continued on next page...

Continued from previous page...

Atom-1	Atom-2	Distance(Å)	Clash(Å)
1:A:412:ASN:C	1:A:414:SER:H	2.19	0.45
1:D:341:ARG:HD2	1:D:350:TYR:CE1	2.52	0.45
1:A:109:THR:HG23	3:A:671:HOH:O	2.12	0.45
1:D:162:LEU:O	1:D:165:GLU:HB3	2.16	0.45
1:C:324:MSE:O	1:C:327:GLN:HB3	2.16	0.45
1:D:46:ASN:HA	1:D:46:ASN:HD22	1.61	0.45
1:C:8:ASP:HB3	1:C:121:ARG:HD3	1.98	0.45
1:B:262:LEU:HD23	1:B:262:LEU:N	2.32	0.45
1:C:32:LEU:HD22	1:C:267:PHE:CZ	2.43	0.45
1:A:65:VAL:O	1:A:67:ARG:HD3	2.15	0.45
1:A:270:LEU:HD13	1:A:271:GLU:N	2.32	0.45
1:A:208:HIS:HB3	1:A:211:ILE:CD1	2.47	0.45
1:A:248:ILE:H	1:A:248:ILE:CD1	2.19	0.45
1:A:193:LEU:HD11	1:B:309:LEU:HD23	1.97	0.45
1:B:424:CYS:HB2	1:B:425:PRO:HD2	1.98	0.45
1:B:106:VAL:CG1	1:B:210:LEU:HD21	2.47	0.45
1:B:49:GLN:H	1:B:49:GLN:NE2	2.13	0.45
1:C:72:ARG:O	1:C:220:CYS:HB3	2.16	0.45
1:C:136:ILE:HD12	1:C:142:ARG:HB2	1.98	0.44
1:D:420:GLN:C	1:D:422:LEU:N	2.71	0.44
1:D:239:MSE:N	1:D:240:PRO:HD2	2.33	0.44
1:A:107:HIS:CG	1:A:132:ARG:HD2	2.52	0.44
1:C:164:GLU:HG2	1:C:168:GLN:NE2	2.32	0.44
1:A:268:LYS:HE2	1:A:286:ALA:CB	2.47	0.44
1:C:62:ARG:HG3	1:C:63:LEU:H	1.83	0.44
1:A:68:HIS:CD2	1:A:68:HIS:C	2.91	0.44
1:C:219:GLY:N	3:C:527:HOH:O	2.36	0.44
1:C:85:MSE:HE1	1:C:188:PHE:CZ	2.48	0.44
1:B:370:GLN:HE21	1:B:374:GLU:CD	2.20	0.44
1:A:137:GLU:OE1	1:A:137:GLU:HA	2.17	0.44
1:A:424:CYS:HB2	1:A:425:PRO:HD2	1.99	0.44
1:B:123:PRO:O	1:B:125:ARG:HG3	2.18	0.44
1:B:332:THR:HG22	1:B:332:THR:O	2.17	0.44
1:B:14:PHE:HB2	1:B:89:MSE:CE	2.30	0.44
1:D:94:VAL:HA	1:D:427:LEU:HB2	1.98	0.44
1:A:322:HIS:HA	3:A:665:HOH:O	2.17	0.44
1:B:62:ARG:HG3	1:B:63:LEU:N	2.33	0.44
1:D:107:HIS:HE1	1:D:130:LEU:HD23	1.83	0.44
1:C:236:GLN:O	1:C:236:GLN:HG2	2.17	0.44
1:D:28:GLN:NE2	1:D:244:ILE:HG12	2.32	0.44
1:C:222:ILE:HG22	1:C:224:HIS:N	2.33	0.44
1:D:67:ARG:HB3	1:D:225:LEU:HD21	2.00	0.44

Continued on next page...

Continued from previous page...

Atom-1	Atom-2	Distance(Å)	Clash(Å)
1:B:370:GLN:O	1:B:374:GLU:HG2	2.17	0.44
1:C:339:LEU:O	1:C:343:GLN:HG2	2.18	0.44
1:D:387:ASP:OD1	1:D:429:GLU:HB3	2.18	0.44
1:C:269:ALA:HB3	1:C:287:ARG:O	2.18	0.44
1:C:233:ASP:HB3	3:C:548:HOH:O	2.17	0.44
1:A:244:ILE:O	1:A:246:PRO:HD3	2.17	0.43
1:D:105:PRO:O	1:D:106:VAL:HG13	2.18	0.43
1:C:150:ARG:NH2	1:C:151:GLN:HE22	2.11	0.43
1:C:223:ASN:O	1:C:224:HIS:CB	2.66	0.43
1:D:283:THR:HG23	1:D:284:HIS:N	2.32	0.43
1:C:40:ASN:OD1	1:C:230:LEU:HD13	2.18	0.43
1:B:5:ILE:HA	3:B:516:HOH:O	2.18	0.43
1:B:16:GLN:HA	1:B:16:GLN:HE21	1.82	0.43
1:C:153:ASP:OD1	1:C:160:ARG:NH1	2.51	0.43
1:C:136:ILE:CG2	1:C:142:ARG:HB3	2.48	0.43
1:A:360:ARG:NH2	3:A:518:HOH:O	2.34	0.43
1:A:193:LEU:HD12	1:B:308:ASP:HB3	1.99	0.43
1:A:300:PRO:HD2	3:A:683:HOH:O	2.18	0.43
1:B:419:GLU:OE2	1:B:426:VAL:HG22	2.18	0.43
1:A:108:SER:HB2	1:A:128:THR:O	2.18	0.43
1:B:319:ASN:ND2	1:B:319:ASN:N	2.62	0.43
1:A:30:GLY:HA3	3:A:590:HOH:O	2.18	0.43
1:A:83:ARG:HG3	1:A:422:LEU:HD22	2.00	0.43
1:B:11:ARG:HB2	1:B:89:MSE:HG3	1.99	0.43
1:D:64:ASN:N	1:D:64:ASN:ND2	2.67	0.43
1:D:35:LEU:C	1:D:37:ALA:H	2.22	0.43
1:A:353:THR:HG23	1:A:355:SER:N	2.33	0.43
1:D:236:GLN:N	3:D:505:HOH:O	2.52	0.43
1:C:202:ARG:HG3	1:C:202:ARG:HH11	1.83	0.43
1:B:84:ARG:NE	1:B:163:LEU:HD21	2.33	0.43
1:A:66:GLU:HG3	1:A:123:PRO:HG2	2.01	0.43
1:A:50:LEU:HD23	1:A:50:LEU:C	2.38	0.43
1:C:126:VAL:HG12	1:C:126:VAL:O	2.18	0.43
1:A:265:THR:HG22	1:A:266:SER:N	2.33	0.43
1:A:269:ALA:O	1:A:270:LEU:CB	2.67	0.43
1:D:178:GLN:NE2	1:D:178:GLN:O	2.52	0.43
1:A:35:LEU:HD11	1:A:238:MSE:CB	2.49	0.43
1:D:177:ALA:C	1:D:179:GLU:H	2.22	0.43
1:D:39:VAL:HG21	1:D:235:VAL:CG2	2.48	0.43
1:A:264:GLN:HE21	1:A:389:LEU:HD12	1.84	0.43
1:C:61:ALA:HB2	3:C:515:HOH:O	2.18	0.43
1:B:125:ARG:NE	1:B:294:ARG:NH1	2.67	0.42

Continued on next page...

Continued from previous page...

Atom-1	Atom-2	Distance(Å)	Clash(Å)
1:D:162:LEU:HD22	1:D:172:PHE:HE1	1.84	0.42
1:D:250:ILE:HG12	1:D:265:THR:OG1	2.19	0.42
1:B:299:THR:CG2	1:B:300:PRO:CD	2.97	0.42
1:C:185:LEU:HA	1:C:185:LEU:HD12	1.89	0.42
1:C:340:MSE:HE2	1:C:346:ALA:HB2	2.01	0.42
1:B:241:GLU:HG2	3:B:630:HOH:O	2.19	0.42
1:A:267:PHE:CZ	1:A:289:GLY:HA3	2.54	0.42
1:D:106:VAL:HG13	1:D:210:LEU:HD21	2.01	0.42
1:C:89:MSE:HB3	1:C:91:MSE:HE2	2.00	0.42
1:C:222:ILE:HG22	1:C:224:HIS:H	1.84	0.42
1:B:260:ILE:HG22	1:B:340:MSE:HE1	2.01	0.42
1:D:247:LYS:HE2	1:D:249:LEU:CB	2.42	0.42
1:B:379:VAL:HG13	1:B:379:VAL:O	2.19	0.42
1:B:270:LEU:C	1:B:270:LEU:HD13	2.39	0.42
1:B:183:GLU:O	1:B:186:GLU:HB2	2.19	0.42
1:C:272:GLU:HG3	1:C:273:THR:N	2.35	0.42
1:A:412:ASN:C	1:A:414:SER:N	2.72	0.42
1:D:324:MSE:O	1:D:327:GLN:HB3	2.18	0.42
1:B:72:ARG:CZ	1:B:210:LEU:HD11	2.49	0.42
1:B:299:THR:HG21	3:B:542:HOH:O	2.19	0.42
1:A:262:LEU:HD12	1:A:262:LEU:O	2.19	0.42
1:B:133:LEU:O	1:B:135:LEU:N	2.52	0.42
1:B:115:ASP:HB3	1:B:118:SER:HB2	2.02	0.42
1:D:48:PRO:HA	3:D:540:HOH:O	2.20	0.42
1:A:156:THR:OG1	1:A:159:CYS:HB2	2.19	0.42
1:A:108:SER:HB3	1:A:129:SER:CA	2.35	0.42
1:C:326:LEU:C	1:C:326:LEU:HD13	2.40	0.42
1:C:326:LEU:O	1:C:326:LEU:HD13	2.19	0.42
1:B:213:ASP:OD1	1:B:221:HIS:CE1	2.72	0.42
1:C:230:LEU:O	1:C:231:ASP:HB3	2.19	0.42
1:B:11:ARG:O	1:B:89:MSE:HE2	2.20	0.42
1:B:125:ARG:NH2	1:B:294:ARG:HH11	2.17	0.42
1:A:232:ILE:HG23	1:A:233:ASP:N	2.35	0.42
1:C:45:GLU:C	1:C:46:ASN:HD22	2.23	0.42
1:C:17:ALA:CB	1:C:185:LEU:HD21	2.49	0.42
1:C:125:ARG:HD3	1:C:386:GLU:O	2.19	0.42
1:D:226:THR:HA	1:D:227:PRO:HD3	1.72	0.42
1:C:190:TRP:CZ2	1:C:272:GLU:HG2	2.54	0.42
1:B:257:GLU:HB2	1:B:335:ASP:OD2	2.19	0.42
1:A:147:GLU:HA	1:A:150:ARG:NH1	2.35	0.42
1:D:156:THR:CG2	1:D:183:GLU:HG3	2.49	0.42
1:B:253:PRO:O	1:B:263:ARG:NE	2.52	0.42

Continued on next page...

Continued from previous page...

Atom-1	Atom-2	Distance(Å)	Clash(Å)
1:B:141:LEU:O	1:B:145:ALA:N	2.53	0.42
1:B:274:VAL:HB	1:B:283:THR:HG23	2.01	0.42
1:D:107:HIS:CE1	1:D:130:LEU:HD23	2.55	0.42
1:A:83:ARG:HB3	1:A:83:ARG:NH1	2.35	0.42
1:D:414:SER:O	1:D:417:ALA:HB3	2.20	0.42
1:A:330:PHE:C	1:A:332:THR:N	2.71	0.42
1:C:68:HIS:HB2	1:C:125:ARG:HB2	2.02	0.42
1:C:211:ILE:O	1:C:215:VAL:HG23	2.20	0.42
1:B:47:ASN:ND2	1:B:50:LEU:H	2.18	0.42
1:A:118:SER:N	3:A:679:HOH:O	2.52	0.42
1:C:114:ILE:HG22	1:C:432:LEU:HD13	2.02	0.42
1:B:10:ILE:O	1:B:89:MSE:HE3	2.17	0.41
1:C:106:VAL:HG12	1:C:131:LEU:CA	2.36	0.41
1:B:319:ASN:CG	1:B:321:THR:HG23	2.39	0.41
1:D:5:ILE:CD1	1:D:5:ILE:N	2.83	0.41
1:B:253:PRO:HG3	1:B:260:ILE:HG13	2.02	0.41
1:B:141:LEU:HD21	1:B:203:ALA:HB1	2.02	0.41
1:A:254:PRO:O	1:A:256:ARG:HG3	2.19	0.41
1:D:6:THR:OG1	1:D:9:GLU:HG3	2.20	0.41
1:C:239:MSE:HB2	1:C:240:PRO:CD	2.46	0.41
1:D:165:GLU:O	1:D:169:GLN:HG2	2.19	0.41
1:C:299:THR:O	1:C:300:PRO:C	2.58	0.41
1:B:162:LEU:HD13	1:B:180:PHE:HA	2.02	0.41
1:A:26:VAL:O	1:A:29:TYR:HB3	2.20	0.41
1:B:247:LYS:HB3	1:B:266:SER:O	2.20	0.41
1:A:353:THR:HB	1:A:377:TRP:O	2.20	0.41
1:C:299:THR:CG2	1:C:300:PRO:HD2	2.49	0.41
1:C:166:TYR:CE1	1:C:171:GLY:HA2	2.55	0.41
1:D:14:PHE:HB2	1:D:89:MSE:CE	2.49	0.41
1:C:96:TYR:HA	3:C:576:HOH:O	2.20	0.41
1:D:302:GLY:HA3	1:D:345:LEU:O	2.21	0.41
1:B:350:TYR:O	1:B:440:SER:HB2	2.21	0.41
1:C:303:ARG:O	1:C:306:TYR:HB3	2.21	0.41
1:C:96:TYR:HE1	1:C:418:PHE:HB2	1.85	0.41
1:B:29:TYR:CE2	1:B:33:LEU:HD11	2.55	0.41
1:B:198:GLU:HA	1:B:276:PHE:CE1	2.56	0.41
1:A:49:GLN:O	1:A:52:GLU:N	2.54	0.41
1:A:5:ILE:HG13	1:A:177:ALA:HB2	2.03	0.41
1:A:89:MSE:HB2	1:A:91:MSE:HE3	2.03	0.41
1:A:169:GLN:H	1:A:169:GLN:HG3	1.69	0.41
1:C:12:GLU:HB2	1:C:122:ASN:HD22	1.85	0.41
1:C:36:VAL:HG12	1:C:37:ALA:N	2.34	0.41

Continued on next page...

Continued from previous page...

Atom-1	Atom-2	Distance(Å)	Clash(Å)
1:B:296:VAL:HG22	1:B:297:ALA:N	2.35	0.41
1:B:104:VAL:HG13	1:B:210:LEU:CD2	2.49	0.41
1:D:353:THR:HG22	1:D:355:SER:H	1.86	0.41
1:A:311:ARG:HG3	1:A:311:ARG:NH1	2.35	0.41
1:D:70:ALA:HA	1:D:127:PHE:O	2.20	0.41
1:D:247:LYS:CE	1:D:249:LEU:HB3	2.44	0.41
1:C:88:ILE:HD11	1:C:163:LEU:HD23	2.03	0.41
1:D:316:GLY:O	1:D:317:GLN:C	2.59	0.41
1:D:415:ARG:HH21	1:D:426:VAL:CG2	2.33	0.41
1:B:112:ARG:CB	1:B:125:ARG:HG2	2.51	0.41
1:D:149:LEU:HD23	1:D:150:ARG:N	2.36	0.41
1:B:72:ARG:CZ	1:B:210:LEU:HD12	2.51	0.41
1:C:86:PHE:CZ	1:C:126:VAL:HG11	2.56	0.41
1:C:72:ARG:CZ	1:C:223:ASN:HD21	2.34	0.41
1:C:35:LEU:HD21	1:C:238:MSE:HB2	2.03	0.41
1:B:16:GLN:HA	1:B:16:GLN:NE2	2.36	0.41
1:A:35:LEU:HD11	1:A:238:MSE:HB2	2.02	0.41
1:B:445:GLY:C	1:B:446:LEU:CD1	2.76	0.41
1:C:300:PRO:HD3	1:C:347:TRP:HZ2	1.87	0.40
1:D:36:VAL:HG13	1:D:229:THR:HB	2.01	0.40
1:A:250:ILE:HG22	3:A:512:HOH:O	2.21	0.40
1:A:86:PHE:HB3	1:A:91:MSE:HB2	2.04	0.40
1:D:318:ASP:O	1:D:319:ASN:O	2.39	0.40
1:C:423:GLY:O	1:C:424:CYS:HB3	2.21	0.40
1:A:353:THR:O	1:A:356:GLY:N	2.55	0.40
1:C:169:GLN:HE22	1:C:176:GLN:NE2	2.18	0.40
1:B:226:THR:HA	1:B:227:PRO:HD2	1.96	0.40
1:B:105:PRO:O	1:B:106:VAL:CG1	2.69	0.40
1:D:160:ARG:HD3	1:D:160:ARG:C	2.42	0.40
1:C:253:PRO:HD2	1:C:262:LEU:O	2.21	0.40
1:A:106:VAL:HG12	1:A:131:LEU:HD12	2.02	0.40
1:A:133:LEU:O	1:A:142:ARG:HD3	2.21	0.40
1:A:49:GLN:O	1:A:52:GLU:HB2	2.22	0.40
1:D:210:LEU:O	1:D:214:VAL:HG23	2.22	0.40
1:B:169:GLN:OE1	1:B:176:GLN:OE1	2.39	0.40
1:B:98:ASP:O	1:B:101:GLN:HG2	2.22	0.40
1:C:281:GLN:HA	1:C:281:GLN:NE2	2.36	0.40
1:D:264:GLN:HA	1:D:291:ILE:O	2.22	0.40
1:C:89:MSE:SE	1:C:91:MSE:CE	3.20	0.40
1:B:246:PRO:HA	3:B:526:HOH:O	2.21	0.40
1:B:333:PHE:HE1	1:B:340:MSE:HE3	1.86	0.40
1:D:207:GLU:O	1:D:208:HIS:CB	2.69	0.40

Continued on next page...

Continued from previous page...

Atom-1	Atom-2	Distance(Å)	Clash(Å)
1:D:428:ASP:O	1:D:429:GLU:C	2.60	0.40
1:B:419:GLU:OE2	1:B:426:VAL:N	2.40	0.40
1:A:123:PRO:O	1:A:125:ARG:HG3	2.22	0.40

There are no symmetry-related clashes.

5.3 Torsion angles

5.3.1 Protein backbone ⓘ

In the following table, the Percentiles column shows the percent Ramachandran outliers of the chain as a percentile score with respect to all X-ray entries followed by that with respect to entries of similar resolution. The Analysed column shows the number of residues for which the backbone conformation was analysed, and the total number of residues.

Mol	Chain	Analysed	Favoured	Allowed	Outliers	Percentiles	
1	A	412/455 (90%)	380 (92%)	27 (7%)	5 (1%)	19	39
1	B	412/455 (90%)	385 (93%)	22 (5%)	5 (1%)	19	39
1	C	354/455 (78%)	304 (86%)	40 (11%)	10 (3%)	8	12
1	D	358/455 (79%)	305 (85%)	43 (12%)	10 (3%)	8	12
All	All	1536/1820 (84%)	1374 (90%)	132 (9%)	30 (2%)	11	21

All (30) Ramachandran outliers are listed below:

Mol	Chain	Res	Type
1	A	218	PRO
1	B	174	GLU
1	B	317	GLN
1	B	318	ASP
1	D	218	PRO
1	D	236	GLN
1	D	319	ASN
1	A	137	GLU
1	A	248	ILE
1	B	208	HIS
1	C	116	ASP
1	C	224	HIS
1	C	391	VAL
1	B	134	GLU
1	C	137	GLU

Continued on next page...

Continued from previous page...

Mol	Chain	Res	Type
1	C	241	GLU
1	C	330	PHE
1	D	317	GLN
1	D	318	ASP
1	A	270	LEU
1	C	45	GLU
1	C	173	ASN
1	D	231	ASP
1	C	240	PRO
1	D	152	ARG
1	A	219	GLY
1	D	208	HIS
1	D	36	VAL
1	D	334	PRO
1	C	105	PRO

5.3.2 Protein sidechains ⓘ

In the following table, the Percentiles column shows the percent sidechain outliers of the chain as a percentile score with respect to all X-ray entries followed by that with respect to entries of similar resolution. The Analysed column shows the number of residues for which the sidechain conformation was analysed, and the total number of residues.

Mol	Chain	Analysed	Rotameric	Outliers	Percentiles	
1	A	361/380 (95%)	332 (92%)	29 (8%)	17	33
1	B	360/380 (95%)	333 (92%)	27 (8%)	19	36
1	C	317/380 (83%)	292 (92%)	25 (8%)	18	34
1	D	322/380 (85%)	296 (92%)	26 (8%)	17	32
All	All	1360/1520 (90%)	1253 (92%)	107 (8%)	18	34

All (107) residues with a non-rotameric sidechain are listed below:

Mol	Chain	Res	Type
1	A	5	ILE
1	A	18	MSE
1	A	49	GLN
1	A	62	ARG
1	A	68	HIS
1	A	77	GLN
1	A	101	GLN

Continued on next page...

Continued from previous page...

Mol	Chain	Res	Type
1	A	107	HIS
1	A	115	ASP
1	A	143	GLN
1	A	164	GLU
1	A	169	GLN
1	A	172	PHE
1	A	173	ASN
1	A	175	THR
1	A	178	GLN
1	A	218	PRO
1	A	225	LEU
1	A	255	ARG
1	A	257	GLU
1	A	270	LEU
1	A	299	THR
1	A	303	ARG
1	A	326	LEU
1	A	336	SER
1	A	353	THR
1	A	420	GLN
1	A	422	LEU
1	A	429	GLU
1	B	18	MSE
1	B	47	ASN
1	B	49	GLN
1	B	62	ARG
1	B	77	GLN
1	B	83	ARG
1	B	85	MSE
1	B	100	SER
1	B	101	GLN
1	B	107	HIS
1	B	118	SER
1	B	134	GLU
1	B	135	LEU
1	B	225	LEU
1	B	230	LEU
1	B	257	GLU
1	B	262	LEU
1	B	270	LEU
1	B	300	PRO
1	B	319	ASN

Continued on next page...

Continued from previous page...

Mol	Chain	Res	Type
1	B	320	LEU
1	B	322	HIS
1	B	326	LEU
1	B	351	ARG
1	B	422	LEU
1	B	429	GLU
1	B	443	ARG
1	C	18	MSE
1	C	44	LEU
1	C	64	ASN
1	C	68	HIS
1	C	97	TYR
1	C	107	HIS
1	C	116	ASP
1	C	141	LEU
1	C	142	ARG
1	C	156	THR
1	C	163	LEU
1	C	176	GLN
1	C	185	LEU
1	C	193	LEU
1	C	207	GLU
1	C	239	MSE
1	C	248	ILE
1	C	268	LYS
1	C	271	GLU
1	C	273	THR
1	C	307	ASP
1	C	310	LEU
1	C	328	GLU
1	C	422	LEU
1	C	429	GLU
1	D	5	ILE
1	D	46	ASN
1	D	47	ASN
1	D	49	GLN
1	D	62	ARG
1	D	68	HIS
1	D	75	THR
1	D	97	TYR
1	D	107	HIS
1	D	108	SER

Continued on next page...

Continued from previous page...

Mol	Chain	Res	Type
1	D	132	ARG
1	D	143	GLN
1	D	144	LYS
1	D	158	ARG
1	D	160	ARG
1	D	178	GLN
1	D	179	GLU
1	D	193	LEU
1	D	225	LEU
1	D	257	GLU
1	D	318	ASP
1	D	322	HIS
1	D	326	LEU
1	D	357	GLU
1	D	391	VAL
1	D	415	ARG

Some sidechains can be flipped to improve hydrogen bonding and reduce clashes. All (62) such sidechains are listed below:

Mol	Chain	Res	Type
1	A	13	GLN
1	A	16	GLN
1	A	47	ASN
1	A	49	GLN
1	A	77	GLN
1	A	107	HIS
1	A	168	GLN
1	A	173	ASN
1	A	191	HIS
1	A	192	GLN
1	A	224	HIS
1	A	264	GLN
1	A	281	GLN
1	A	284	HIS
1	A	293	GLN
1	A	323	GLN
1	B	13	GLN
1	B	16	GLN
1	B	46	ASN
1	B	47	ASN
1	B	49	GLN
1	B	77	GLN

Continued on next page...

Continued from previous page...

Mol	Chain	Res	Type
1	B	168	GLN
1	B	169	GLN
1	B	192	GLN
1	B	221	HIS
1	B	236	GLN
1	B	281	GLN
1	B	319	ASN
1	B	323	GLN
1	B	327	GLN
1	B	370	GLN
1	B	381	GLN
1	B	434	GLN
1	C	46	ASN
1	C	64	ASN
1	C	151	GLN
1	C	168	GLN
1	C	173	ASN
1	C	176	GLN
1	C	205	HIS
1	C	221	HIS
1	C	223	ASN
1	C	224	HIS
1	C	264	GLN
1	C	281	GLN
1	C	293	GLN
1	C	343	GLN
1	D	16	GLN
1	D	28	GLN
1	D	40	ASN
1	D	46	ASN
1	D	47	ASN
1	D	64	ASN
1	D	77	GLN
1	D	143	GLN
1	D	178	GLN
1	D	224	HIS
1	D	279	GLN
1	D	293	GLN
1	D	342	GLN
1	D	343	GLN

5.3.3 RNA ⓘ

There are no RNA chains in this entry.

5.4 Non-standard residues in protein, DNA, RNA chains ⓘ

There are no non-standard protein/DNA/RNA residues in this entry.

5.5 Carbohydrates ⓘ

There are no carbohydrates in this entry.

5.6 Ligand geometry ⓘ

Of 4 ligands modelled in this entry, 4 are monoatomic - leaving 0 for Mogul analysis.

There are no bond length outliers.

There are no bond angle outliers.

There are no chirality outliers.

There are no torsion outliers.

There are no ring outliers.

5.7 Other polymers ⓘ

There are no such residues in this entry.

5.8 Polymer linkage issues

There are no chain breaks in this entry.

6 Fit of model and data ⓘ

6.1 Protein, DNA and RNA chains ⓘ

In the following table, the column labelled ‘#RSRZ > 2’ contains the number (and percentage) of RSRZ outliers, followed by percent RSRZ outliers for the chain as percentile scores relative to all X-ray entries and entries of similar resolution. The OWAB column contains the minimum, median, 95th percentile and maximum values of the occupancy-weighted average B-factor per residue. The column labelled ‘Q < 0.9’ lists the number of (and percentage) of residues with an average occupancy less than 0.9.

Mol	Chain	Analysed	<RSRZ>	#RSRZ>2	OWAB(Å ²)	Q<0.9
1	A	418/455 (91%)	-0.19	2 (0%) 88 90	11, 28, 45, 66	0
1	B	418/455 (91%)	0.05	4 (0%) 79 81	12, 34, 55, 64	0
1	C	364/455 (80%)	0.23	14 (3%) 38 35	15, 54, 77, 89	0
1	D	372/455 (81%)	0.62	32 (8%) 11 8	21, 67, 93, 104	0
All	All	1572/1820 (86%)	0.16	52 (3%) 44 41	11, 43, 81, 104	0

All (52) RSRZ outliers are listed below:

Mol	Chain	Res	Type	RSRZ
1	D	133	LEU	5.2
1	B	317	GLN	5.1
1	D	172	PHE	4.0
1	D	352	LEU	3.9
1	D	354	PRO	3.8
1	D	160	ARG	3.5
1	D	318	ASP	3.5
1	C	446	LEU	3.5
1	D	166	TYR	3.4
1	A	413	ALA	3.2
1	D	180	PHE	3.1
1	D	211	ILE	3.0
1	D	186	GLU	3.0
1	D	316	GLY	3.0
1	C	137	GLU	2.9
1	D	353	THR	2.9
1	D	171	GLY	2.8
1	D	350	TYR	2.8
1	D	248	ILE	2.7
1	B	89	MSE	2.7
1	D	182	GLN	2.6

Continued on next page...

Continued from previous page...

Mol	Chain	Res	Type	RSRZ
1	D	158	ARG	2.6
1	D	174	GLU	2.6
1	D	189	ARG	2.5
1	A	412	ASN	2.5
1	C	246	PRO	2.5
1	D	134	GLU	2.5
1	D	178	GLN	2.5
1	C	439	ARG	2.4
1	B	377	TRP	2.4
1	D	88	ILE	2.4
1	D	225	LEU	2.4
1	B	363	ILE	2.4
1	C	241	GLU	2.4
1	D	204	LEU	2.4
1	D	150	ARG	2.3
1	D	355	SER	2.3
1	D	184	ALA	2.3
1	C	445	GLY	2.3
1	C	147	GLU	2.3
1	C	338	PHE	2.2
1	D	69	GLY	2.2
1	D	70	ALA	2.2
1	C	35	LEU	2.1
1	D	199	GLU	2.1
1	C	174	GLU	2.1
1	C	444	CYS	2.1
1	C	441	LYS	2.1
1	D	8	ASP	2.1
1	D	276	PHE	2.0
1	C	5	ILE	2.0
1	C	44	LEU	2.0

6.2 Non-standard residues in protein, DNA, RNA chains ⓘ

There are no non-standard protein/DNA/RNA residues in this entry.

6.3 Carbohydrates ⓘ

There are no carbohydrates in this entry.

6.4 Ligands

In the following table, the Atoms column lists the number of modelled atoms in the group and the number defined in the chemical component dictionary. LLDF column lists the quality of electron density of the group with respect to its neighbouring residues in protein, DNA or RNA chains. The B-factors column lists the minimum, median, 95th percentile and maximum values of B factors of atoms in the group. The column labelled 'Q< 0.9' lists the number of atoms with occupancy less than 0.9.

Mol	Type	Chain	Res	Atoms	RSR	LLDF	B-factors(Å ²)	Q<0.9
2	ZN	C	503	1/1	0.23	0.86	22,22,22,22	0
2	ZN	D	504	1/1	0.25	0.10	22,22,22,22	0
2	ZN	B	502	1/1	0.18	-0.31	22,22,22,22	0
2	ZN	A	501	1/1	0.12	-4.05	22,22,22,22	0

6.5 Other polymers

There are no such residues in this entry.