



wwPDB X-ray Structure Validation Summary Report

Feb 26, 2014 – 07:16 PM GMT

PDB ID : 3RKR
Title : Crystal structure of a metagenomic short-chain oxidoreductase (SDR) in complex with NADP
Authors : Mayerhofer, H.; Bijtenhoorn, P.; Streit, W.R.; Mueller-Dieckmann, J.
Deposited on : 2011-04-18
Resolution : 2.42 Å(reported)

This is a wwPDB validation summary report for a publicly released PDB entry.

We welcome your comments at validation@mail.wwpdb.org

A user guide is available at <http://wwpdb.org/ValidationPDFNotes.html>

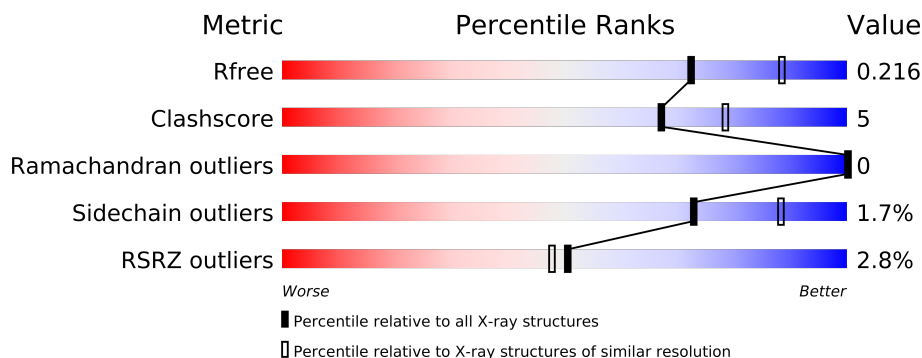
The following versions of software and data (see [references](#)) were used in the production of this report:

MolProbity	:	4.02b-467
Mogul	:	1.15 2013
Xtriage (Phenix)	:	dev-1323
EDS	:	stable22639
Percentile statistics	:	21963
Refmac	:	5.8.0049
CCP4	:	6.3.0 (Settle)
Ideal geometry (proteins)	:	Engh & Huber (2001)
Ideal geometry (DNA, RNA)	:	Parkinson et. al. (1996)
Validation Pipeline (wwPDB-VP)	:	stable22683

1 Overall quality at a glance

The reported resolution of this entry is 2.42 Å.

Percentile scores (ranging between 0-100) for global validation metrics of the entry are shown in the following graphic. The table shows the number of entries on which the scores are based.



Metric	Whole archive (#Entries)	Similar resolution (#Entries, resolution range(Å))
R_{free}	66092	2496 (2.44-2.40)
Clashscore	79885	3124 (2.44-2.40)
Ramachandran outliers	78287	3067 (2.44-2.40)
Sidechain outliers	78261	3068 (2.44-2.40)
RSRZ outliers	66119	2499 (2.44-2.40)

The table below summarises the geometric issues observed across the polymeric chains and their fit to the electron density. The red, orange, yellow and green segments on the lower bar indicate the fraction of residues that contain outliers for ≥ 3 , 2, 1 and 0 types of geometric quality criteria. The upper red bar (where present) indicates the fraction of residues that have poor fit to the electron density.

Mol	Chain	Length	Quality of chain
1	A	262	
1	B	262	
1	C	262	
1	D	262	

The following table lists non-polymeric compounds that are outliers for geometric or electron-density-fit criteria:

Mol	Type	Chain	Res	Geometry	Electron density
3	SO4	A	243	-	X
3	SO4	B	243	-	X
3	SO4	C	241	-	X
3	SO4	D	243	-	X

2 Entry composition

There are 4 unique types of molecules in this entry. The entry contains 6807 atoms, of which 0 are hydrogen and 0 are deuterium.

In the tables below, the ZeroOcc column contains the number of atoms modelled with zero occupancy, the AltConf column contains the number of residues with at least one atom in alternate conformation and the Trace column contains the number of residues modelled with at most 2 atoms.

- Molecule 1 is a protein called Short chain oxidoreductase.

Mol	Chain	Residues	Atoms					ZeroOcc	AltConf	Trace
1	A	221	Total	C	N	O	S	0	0	0
			1600	1006	291	298	5			
1	B	221	Total	C	N	O	S	0	0	0
			1602	1006	293	298	5			
1	C	224	Total	C	N	O	S	0	0	0
			1619	1017	296	301	5			
1	D	222	Total	C	N	O	S	0	0	0
			1611	1012	295	299	5			

There are 92 discrepancies between the modelled and reference sequences:

Chain	Residue	Modelled	Actual	Comment	Reference
A	-22	MET	-	EXPRESSION TAG	UNP B2BKB1
A	-21	GLY	-	EXPRESSION TAG	UNP B2BKB1
A	-20	HIS	-	EXPRESSION TAG	UNP B2BKB1
A	-19	HIS	-	EXPRESSION TAG	UNP B2BKB1
A	-18	HIS	-	EXPRESSION TAG	UNP B2BKB1
A	-17	HIS	-	EXPRESSION TAG	UNP B2BKB1
A	-16	HIS	-	EXPRESSION TAG	UNP B2BKB1
A	-15	HIS	-	EXPRESSION TAG	UNP B2BKB1
A	-14	HIS	-	EXPRESSION TAG	UNP B2BKB1
A	-13	HIS	-	EXPRESSION TAG	UNP B2BKB1
A	-12	HIS	-	EXPRESSION TAG	UNP B2BKB1
A	-11	HIS	-	EXPRESSION TAG	UNP B2BKB1
A	-10	SER	-	EXPRESSION TAG	UNP B2BKB1
A	-9	SER	-	EXPRESSION TAG	UNP B2BKB1
A	-8	GLY	-	EXPRESSION TAG	UNP B2BKB1
A	-7	HIS	-	EXPRESSION TAG	UNP B2BKB1
A	-6	ILE	-	EXPRESSION TAG	UNP B2BKB1
A	-5	ASP	-	EXPRESSION TAG	UNP B2BKB1
A	-4	ASP	-	EXPRESSION TAG	UNP B2BKB1
A	-3	ASP	-	EXPRESSION TAG	UNP B2BKB1
A	-2	ASP	-	EXPRESSION TAG	UNP B2BKB1

Continued on next page...

Continued from previous page...

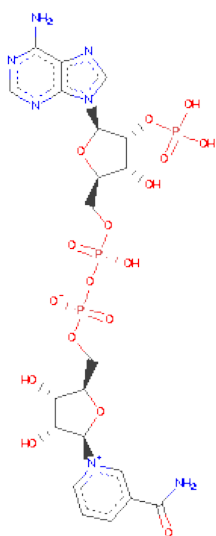
Chain	Residue	Modelled	Actual	Comment	Reference
A	-1	LYS	-	EXPRESSION TAG	UNP B2BKB1
A	0	HIS	-	EXPRESSION TAG	UNP B2BKB1
B	-22	MET	-	EXPRESSION TAG	UNP B2BKB1
B	-21	GLY	-	EXPRESSION TAG	UNP B2BKB1
B	-20	HIS	-	EXPRESSION TAG	UNP B2BKB1
B	-19	HIS	-	EXPRESSION TAG	UNP B2BKB1
B	-18	HIS	-	EXPRESSION TAG	UNP B2BKB1
B	-17	HIS	-	EXPRESSION TAG	UNP B2BKB1
B	-16	HIS	-	EXPRESSION TAG	UNP B2BKB1
B	-15	HIS	-	EXPRESSION TAG	UNP B2BKB1
B	-14	HIS	-	EXPRESSION TAG	UNP B2BKB1
B	-13	HIS	-	EXPRESSION TAG	UNP B2BKB1
B	-12	HIS	-	EXPRESSION TAG	UNP B2BKB1
B	-11	HIS	-	EXPRESSION TAG	UNP B2BKB1
B	-10	SER	-	EXPRESSION TAG	UNP B2BKB1
B	-9	SER	-	EXPRESSION TAG	UNP B2BKB1
B	-8	GLY	-	EXPRESSION TAG	UNP B2BKB1
B	-7	HIS	-	EXPRESSION TAG	UNP B2BKB1
B	-6	ILE	-	EXPRESSION TAG	UNP B2BKB1
B	-5	ASP	-	EXPRESSION TAG	UNP B2BKB1
B	-4	ASP	-	EXPRESSION TAG	UNP B2BKB1
B	-3	ASP	-	EXPRESSION TAG	UNP B2BKB1
B	-2	ASP	-	EXPRESSION TAG	UNP B2BKB1
B	-1	LYS	-	EXPRESSION TAG	UNP B2BKB1
B	0	HIS	-	EXPRESSION TAG	UNP B2BKB1
C	-22	MET	-	EXPRESSION TAG	UNP B2BKB1
C	-21	GLY	-	EXPRESSION TAG	UNP B2BKB1
C	-20	HIS	-	EXPRESSION TAG	UNP B2BKB1
C	-19	HIS	-	EXPRESSION TAG	UNP B2BKB1
C	-18	HIS	-	EXPRESSION TAG	UNP B2BKB1
C	-17	HIS	-	EXPRESSION TAG	UNP B2BKB1
C	-16	HIS	-	EXPRESSION TAG	UNP B2BKB1
C	-15	HIS	-	EXPRESSION TAG	UNP B2BKB1
C	-14	HIS	-	EXPRESSION TAG	UNP B2BKB1
C	-13	HIS	-	EXPRESSION TAG	UNP B2BKB1
C	-12	HIS	-	EXPRESSION TAG	UNP B2BKB1
C	-11	HIS	-	EXPRESSION TAG	UNP B2BKB1
C	-10	SER	-	EXPRESSION TAG	UNP B2BKB1
C	-9	SER	-	EXPRESSION TAG	UNP B2BKB1
C	-8	GLY	-	EXPRESSION TAG	UNP B2BKB1
C	-7	HIS	-	EXPRESSION TAG	UNP B2BKB1
C	-6	ILE	-	EXPRESSION TAG	UNP B2BKB1

Continued on next page...

Continued from previous page...

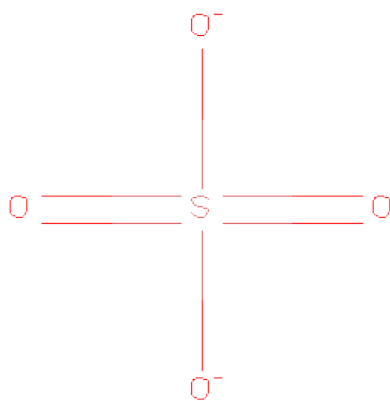
Chain	Residue	Modelled	Actual	Comment	Reference
C	-5	ASP	-	EXPRESSION TAG	UNP B2BKB1
C	-4	ASP	-	EXPRESSION TAG	UNP B2BKB1
C	-3	ASP	-	EXPRESSION TAG	UNP B2BKB1
C	-2	ASP	-	EXPRESSION TAG	UNP B2BKB1
C	-1	LYS	-	EXPRESSION TAG	UNP B2BKB1
C	0	HIS	-	EXPRESSION TAG	UNP B2BKB1
D	-22	MET	-	EXPRESSION TAG	UNP B2BKB1
D	-21	GLY	-	EXPRESSION TAG	UNP B2BKB1
D	-20	HIS	-	EXPRESSION TAG	UNP B2BKB1
D	-19	HIS	-	EXPRESSION TAG	UNP B2BKB1
D	-18	HIS	-	EXPRESSION TAG	UNP B2BKB1
D	-17	HIS	-	EXPRESSION TAG	UNP B2BKB1
D	-16	HIS	-	EXPRESSION TAG	UNP B2BKB1
D	-15	HIS	-	EXPRESSION TAG	UNP B2BKB1
D	-14	HIS	-	EXPRESSION TAG	UNP B2BKB1
D	-13	HIS	-	EXPRESSION TAG	UNP B2BKB1
D	-12	HIS	-	EXPRESSION TAG	UNP B2BKB1
D	-11	HIS	-	EXPRESSION TAG	UNP B2BKB1
D	-10	SER	-	EXPRESSION TAG	UNP B2BKB1
D	-9	SER	-	EXPRESSION TAG	UNP B2BKB1
D	-8	GLY	-	EXPRESSION TAG	UNP B2BKB1
D	-7	HIS	-	EXPRESSION TAG	UNP B2BKB1
D	-6	ILE	-	EXPRESSION TAG	UNP B2BKB1
D	-5	ASP	-	EXPRESSION TAG	UNP B2BKB1
D	-4	ASP	-	EXPRESSION TAG	UNP B2BKB1
D	-3	ASP	-	EXPRESSION TAG	UNP B2BKB1
D	-2	ASP	-	EXPRESSION TAG	UNP B2BKB1
D	-1	LYS	-	EXPRESSION TAG	UNP B2BKB1
D	0	HIS	-	EXPRESSION TAG	UNP B2BKB1

- Molecule 2 is NADP NICOTINAMIDE-ADENINE-DINUCLEOTIDEPHOSPHATE (three-letter code: NAP) (formula: $C_{21}H_{28}N_7O_{17}P_3$).



Mol	Chain	Residues	Atoms					ZeroOcc	AltConf
2	A	1	Total	C	N	O	P	0	0
			31	10	5	13	3		
2	B	1	Total	C	N	O	P	0	0
			31	10	5	13	3		

- Molecule 3 is SULFATE ION (three-letter code: SO4) (formula: O₄S).



Mol	Chain	Residues	Atoms			ZeroOcc	AltConf
3	A	1	Total	O	S	0	0
			5	4	1		
3	A	1	Total	O	S	0	0
			5	4	1		

Continued on next page...

Continued from previous page...

Mol	Chain	Residues	Atoms			ZeroOcc	AltConf
3	A	1	Total	O	S	0	0
			5	4	1		
3	B	1	Total	O	S	0	0
			5	4	1		
3	B	1	Total	O	S	0	0
			5	4	1		
3	B	1	Total	O	S	0	0
			5	4	1		
3	C	1	Total	O	S	0	0
			5	4	1		
3	C	1	Total	O	S	0	0
			5	4	1		
3	C	1	Total	O	S	0	0
			5	4	1		
3	D	1	Total	O	S	0	0
			5	4	1		
3	D	1	Total	O	S	0	0
			5	4	1		
3	D	1	Total	O	S	0	0
			5	4	1		

- Molecule 4 is water.

Mol	Chain	Residues	Atoms		ZeroOcc	AltConf
4	A	73	Total	O	0	0
			73	73		
4	B	81	Total	O	0	0
			81	81		
4	C	60	Total	O	0	0
			60	60		
4	D	34	Total	O	0	0
			34	34		

4 Data and refinement statistics

Property	Value	Source
Space group	I 4 2 2	Depositor
Cell constants a, b, c, α , β , γ	243.17Å 243.17Å 151.55Å 90.00° 90.00° 90.00°	Depositor
Resolution (Å)	47.42 – 2.42 47.69 – 2.42	Depositor EDS
% Data completeness (in resolution range)	99.2 (47.42-2.42) 99.2 (47.69-2.42)	Depositor EDS
R_{merge}	(Not available)	Depositor
R_{sym}	(Not available)	Depositor
$\langle I/\sigma(I) \rangle$ ¹	1.77 (at 2.42Å)	Xtriage
Refinement program	PHENIX (phenix.refine: 1.7_650)	Depositor
R, R_{free}	0.192 , 0.223 0.184 , 0.216	Depositor DCC
R_{free} test set	4344 reflections (5.10%)	DCC
Wilson B-factor (Å ²)	53.0	Xtriage
Anisotropy	0.206	Xtriage
Bulk solvent k_{sol} (e/Å ³), B_{sol} (Å ²)	0.37 , 45.4	EDS
Estimated twinning fraction	No twinning to report.	Xtriage
L-test for twinning	$\langle L \rangle = 0.51$, $\langle L^2 \rangle = 0.35$	Xtriage
Outliers	1 of 85206 reflections (0.001%)	Xtriage
F_o, F_c correlation	0.96	EDS
Total number of atoms	6807	wwPDB-VP
Average B, all atoms (Å ²)	59.0	wwPDB-VP

Xtriage's analysis on translational NCS is as follows: *The largest off-origin peak in the Patterson function is 2.59% of the height of the origin peak. No significant pseudotranslation is detected.*

¹Intensities estimated from amplitudes.

5 Model quality

5.1 Standard geometry

Bond lengths and bond angles in the following residue types are not validated in this section: NAP, SO4

The Z score for a bond length (or angle) is the number of standard deviations the observed value is removed from the expected value. A bond length (or angle) with $|Z| > 5$ is considered an outlier worth inspection. RMSZ is the root-mean-square of all Z scores of the bond lengths (or angles).

Mol	Chain	Bond lengths		Bond angles	
		RMSZ	# $ Z > 5$	RMSZ	# $ Z > 5$
1	A	0.89	0/1624	0.81	3/2207 (0.1%)
1	B	0.86	0/1626	0.76	1/2210 (0.0%)
1	C	0.85	1/1643 (0.1%)	0.84	1/2233 (0.0%)
1	D	0.78	0/1635	0.73	2/2221 (0.1%)
All	All	0.84	1/6528 (0.0%)	0.79	7/8871 (0.1%)

All (1) bond length outliers are listed below:

Mol	Chain	Res	Type	Atoms	Z	Observed(Å)	Ideal(Å)
1	C	211	ASP	CB-CG	5.03	1.62	1.51

The worst 5 of 7 bond angle outliers are listed below:

Mol	Chain	Res	Type	Atoms	Z	Observed(°)	Ideal(°)
1	B	63	ASP	CB-CG-OD1	5.99	123.69	118.30
1	C	237	LEU	CA-CB-CG	5.96	129.01	115.30
1	D	234	ARG	NE-CZ-NH2	-5.79	117.40	120.30
1	A	180	ARG	NE-CZ-NH2	-5.75	117.42	120.30
1	D	214	ASP	CB-CG-OD1	5.16	122.95	118.30

There are no chirality outliers.

There are no planarity outliers.

5.2 Close contacts

In the following table, the Non-H and H(model) columns list the number of non-hydrogen atoms and hydrogen atoms in the chain respectively. The H(added) column lists the number of hydrogens added by MolProbity. The Clashes column lists the number of clashes within the asymmetric unit, and the number in parentheses is this value normalized per 1000 atoms of the molecule in the

chain. The Symm-Clashes column gives symmetry related clashes, in the same way as for the Clashes column.

Mol	Chain	Non-H	H(model)	H(added)	Clashes	Symm-Clashes
1	A	1600	0	12	7	0
1	B	1602	0	0	10	0
1	C	1619	0	0	11	0
1	D	1611	0	0	9	0
2	A	31	0	11	2	0
2	B	31	0	11	0	0
3	A	15	0	0	0	0
3	B	15	0	0	1	0
3	C	15	0	0	1	0
3	D	20	0	0	2	0
4	A	73	0	0	1	0
4	B	81	0	0	2	0
4	C	60	0	0	2	0
4	D	34	0	0	2	0
All	All	6807	0	34	33	0

Clashscore is defined as the number of clashes calculated for the entry per 1000 atoms (including hydrogens) of the entry. The overall clashscore for this entry is 5.

The worst 5 of 33 close contacts within the same asymmetric unit are listed below.

Atom-1	Atom-2	Distance(Å)	Clash(Å)
1:C:189:VAL:CG1	1:C:234:ARG:NH2	2.28	0.96
1:B:39:ASP:OD2	1:B:42:LYS:CG	2.33	0.76
1:C:117:LYS:NZ	3:C:241:SO4:O2	2.22	0.72
1:C:124:ARG:NH1	4:C:296:HOH:O	2.21	0.72
1:A:175:ARG:NH2	1:D:235:PRO:O	2.27	0.68

There are no symmetry-related clashes.

5.3 Torsion angles

5.3.1 Protein backbone ⓘ

In the following table, the Percentiles column shows the percent Ramachandran outliers of the chain as a percentile score with respect to all X-ray entries followed by that with respect to entries of similar resolution. The Analysed column shows the number of residues for which the backbone conformation was analysed, and the total number of residues.

Mol	Chain	Analysed	Favoured	Allowed	Outliers	Percentiles	
1	A	217/262 (83%)	211 (97%)	6 (3%)	0	100	100
1	B	217/262 (83%)	212 (98%)	5 (2%)	0	100	100
1	C	220/262 (84%)	217 (99%)	3 (1%)	0	100	100
1	D	218/262 (83%)	214 (98%)	4 (2%)	0	100	100
All	All	872/1048 (83%)	854 (98%)	18 (2%)	0	100	100

There are no Ramachandran outliers to report.

5.3.2 Protein sidechains ⓘ

In the following table, the Percentiles column shows the percent sidechain outliers of the chain as a percentile score with respect to all X-ray entries followed by that with respect to entries of similar resolution. The Analysed column shows the number of residues for which the sidechain conformation was analysed, and the total number of residues.

Mol	Chain	Analysed	Rotameric	Outliers	Percentiles	
1	A	160/194 (82%)	158 (99%)	2 (1%)	80	92
1	B	160/194 (82%)	156 (98%)	4 (2%)	60	79
1	C	161/194 (83%)	158 (98%)	3 (2%)	69	86
1	D	161/194 (83%)	159 (99%)	2 (1%)	82	93
All	All	642/776 (83%)	631 (98%)	11 (2%)	73	88

5 of 11 residues with a non-rotameric sidechain are listed below:

Mol	Chain	Res	Type
1	B	120	TYR
1	B	237	LEU
1	C	190	ARG
1	B	67	SER
1	C	120	TYR

Some sidechains can be flipped to improve hydrogen bonding and reduce clashes. There are no such sidechains identified.

5.3.3 RNA ⓘ

There are no RNA chains in this entry.

5.4 Non-standard residues in protein, DNA, RNA chains ⓘ

There are no non-standard protein/DNA/RNA residues in this entry.

5.5 Carbohydrates ⓘ

There are no carbohydrates in this entry.

5.6 Ligand geometry ⓘ

15 ligands are modelled in this entry.

In the following table, the Counts columns list the number of bonds (or angles) for which Mogul statistics could be retrieved, the number of bonds (or angles) that are observed in the model and the number of bonds (or angles) that are defined in the chemical component dictionary. The Link column lists molecule types, if any, to which the group is linked. The Z score for a bond length (or angle) is the number of standard deviations the observed value is removed from the expected value. A bond length (or angle) with $|Z| > 2$ is considered an outlier worth inspection. RMSZ is the root-mean-square of all Z scores of the bond lengths (or angles).

Mol	Type	Chain	Res	Link	Bond lengths			Bond angles		
					Counts	RMSZ	$\# Z > 2$	Counts	RMSZ	$\# Z > 2$
2	NAP	A	240	-	33,33,52	2.10	6 (18%)	52,52,80	2.44	12 (23%)
3	SO4	A	241	-	4,4,4	0.43	0	6,6,6	0.24	0
3	SO4	A	242	-	4,4,4	0.33	0	6,6,6	0.17	0
3	SO4	A	243	-	4,4,4	0.24	0	6,6,6	0.27	0
2	NAP	B	240	-	33,33,52	1.89	4 (12%)	52,52,80	2.71	14 (26%)
3	SO4	B	241	-	4,4,4	0.32	0	6,6,6	0.10	0
3	SO4	B	242	-	4,4,4	0.29	0	6,6,6	0.38	0
3	SO4	B	243	-	4,4,4	0.29	0	6,6,6	0.35	0
3	SO4	C	240	-	4,4,4	0.19	0	6,6,6	0.15	0
3	SO4	C	241	-	4,4,4	0.32	0	6,6,6	0.42	0
3	SO4	C	242	-	4,4,4	0.45	0	6,6,6	0.12	0
3	SO4	D	240	-	4,4,4	0.10	0	6,6,6	0.17	0
3	SO4	D	241	-	4,4,4	0.58	0	6,6,6	1.02	1 (16%)
3	SO4	D	242	-	4,4,4	0.21	0	6,6,6	0.44	0
3	SO4	D	243	-	4,4,4	0.74	0	6,6,6	0.12	0

In the following table, the Chirals column lists the number of chiral outliers, the number of chiral centers analysed, the number of these observed in the model and the number defined in the chemical component dictionary. Similar counts are reported in the Torsion and Rings columns. '-' means no outliers of that kind were identified.

Mol	Type	Chain	Res	Link	Chirals	Torsions	Rings
2	NAP	A	240	-	-	0/21/37/67	0/1/3/5
3	SO4	A	241	-	-	0/0/0/0	0/0/0/0
3	SO4	A	242	-	-	0/0/0/0	0/0/0/0
3	SO4	A	243	-	-	0/0/0/0	0/0/0/0
2	NAP	B	240	-	-	0/21/37/67	0/1/3/5
3	SO4	B	241	-	-	0/0/0/0	0/0/0/0
3	SO4	B	242	-	-	0/0/0/0	0/0/0/0
3	SO4	B	243	-	-	0/0/0/0	0/0/0/0
3	SO4	C	240	-	-	0/0/0/0	0/0/0/0
3	SO4	C	241	-	-	0/0/0/0	0/0/0/0
3	SO4	C	242	-	-	0/0/0/0	0/0/0/0
3	SO4	D	240	-	-	0/0/0/0	0/0/0/0
3	SO4	D	241	-	-	0/0/0/0	0/0/0/0
3	SO4	D	242	-	-	0/0/0/0	0/0/0/0
3	SO4	D	243	-	-	0/0/0/0	0/0/0/0

The worst 5 of 10 bond length outliers are listed below:

Mol	Chain	Res	Type	Atoms	Z	Observed(Å)	Ideal(Å)
2	A	240	NAP	PN-O2N	6.22	1.62	1.51
2	B	240	NAP	PN-O2N	6.10	1.62	1.51
2	A	240	NAP	PN-O1N	5.82	1.63	1.51
2	B	240	NAP	PN-O1N	4.95	1.61	1.51
2	A	240	NAP	O4B-C1B	4.33	1.48	1.41

The worst 5 of 27 bond angle outliers are listed below:

Mol	Chain	Res	Type	Atoms	Z	Observed(°)	Ideal(°)
2	B	240	NAP	O4B-C1B-N9A	10.68	118.38	108.44
2	B	240	NAP	P2B-O2B-C2B	-9.27	102.43	121.96
2	A	240	NAP	O4B-C1B-N9A	8.47	116.31	108.44
2	A	240	NAP	P2B-O2B-C2B	-7.79	105.56	121.96
2	B	240	NAP	C4A-C5A-N7A	-5.78	104.57	109.52

There are no chirality outliers.

There are no torsion outliers.

There are no ring outliers.

5.7 Other polymers ⓘ

There are no such residues in this entry.

5.8 Polymer linkage issues

There are no chain breaks in this entry.

6 Fit of model and data ⓘ

6.1 Protein, DNA and RNA chains ⓘ

In the following table, the column labelled ‘#RSRZ> 2’ contains the number (and percentage) of RSRZ outliers, followed by percent RSRZ outliers for the chain as percentile scores relative to all X-ray entries and entries of similar resolution. The OWAB column contains the minimum, median, 95th percentile and maximum values of the occupancy-weighted average B-factor per residue. The column labelled ‘Q< 0.9’ lists the number of (and percentage) of residues with an average occupancy less than 0.9.

Mol	Chain	Analysed	<RSRZ>	#RSRZ>2	OWAB(Å ²)	Q<0.9
1	A	221/262 (84%)	-0.10	5 (2%) 57 55	34, 49, 92, 116	0
1	B	221/262 (84%)	-0.14	4 (1%) 65 62	36, 49, 94, 104	0
1	C	224/262 (85%)	-0.09	5 (2%) 59 56	36, 53, 93, 112	0
1	D	222/262 (84%)	0.09	11 (4%) 28 25	37, 65, 105, 131	0
All	All	888/1048 (84%)	-0.06	25 (2%) 50 48	34, 54, 97, 131	0

The worst 5 of 25 RSRZ outliers are listed below:

Mol	Chain	Res	Type	RSRZ
1	D	51	VAL	3.8
1	B	39	ASP	3.5
1	D	2	SER	3.2
1	D	52	ALA	3.0
1	D	54	GLY	3.0

6.2 Non-standard residues in protein, DNA, RNA chains ⓘ

There are no non-standard protein/DNA/RNA residues in this entry.

6.3 Carbohydrates ⓘ

There are no carbohydrates in this entry.

6.4 Ligands ⓘ

In the following table, the Atoms column lists the number of modelled atoms in the group and the number defined in the chemical component dictionary. LLDF column lists the quality of electron density of the group with respect to its neighbouring residues in protein, DNA or RNA chains. The B-factors column lists the minimum, median, 95th percentile and maximum values of B factors

of atoms in the group. The column labelled 'Q< 0.9' lists the number of atoms with occupancy less than 0.9.

Mol	Type	Chain	Res	Atoms	RSR	LLDF	B-factors(\AA^2)	Q<0.9
3	SO4	C	241	5/5	0.32	23.97	83,86,87,88	5
3	SO4	A	243	5/5	0.22	6.74	106,109,109,111	5
3	SO4	D	243	5/5	0.15	5.99	114,114,116,117	5
3	SO4	B	243	5/5	0.18	4.17	111,111,114,115	5
3	SO4	B	242	5/5	0.26	0.85	66,74,77,79	0
3	SO4	D	242	5/5	0.18	0.85	92,92,96,98	5
3	SO4	C	242	5/5	0.18	0.63	131,132,134,135	5
2	NAP	B	240	31/48	0.21	0.56	47,75,148,168	31
3	SO4	A	242	5/5	0.14	0.30	81,85,88,90	5
3	SO4	B	241	5/5	0.15	0.23	94,98,99,102	5
2	NAP	A	240	31/48	0.15	0.10	46,70,138,153	31
3	SO4	A	241	5/5	0.16	0.08	74,81,83,88	5
3	SO4	C	240	5/5	0.10	-0.74	101,101,103,104	0
3	SO4	D	241	5/5	0.11	-0.95	90,91,94,95	0
3	SO4	D	240	5/5	0.11	-1.86	116,117,118,120	0

6.5 Other polymers ⓘ

There are no such residues in this entry.