



Full wwPDB X-ray Structure Validation Report

Feb 28, 2014 – 08:07 PM GMT

PDB ID : 1T6P
Title : Crystal Structure of Phenylalanine Ammonia Lyase from *Rhodospiridium toruloides*
Authors : Calabrese, J.C.; Jordan, D.B.
Deposited on : 2004-05-06
Resolution : 2.70 Å(reported)

This is a full wwPDB validation report for a publicly released PDB entry.
We welcome your comments at validation@mail.wwpdb.org
A user guide is available at <http://wwpdb.org/ValidationPDFNotes.html>

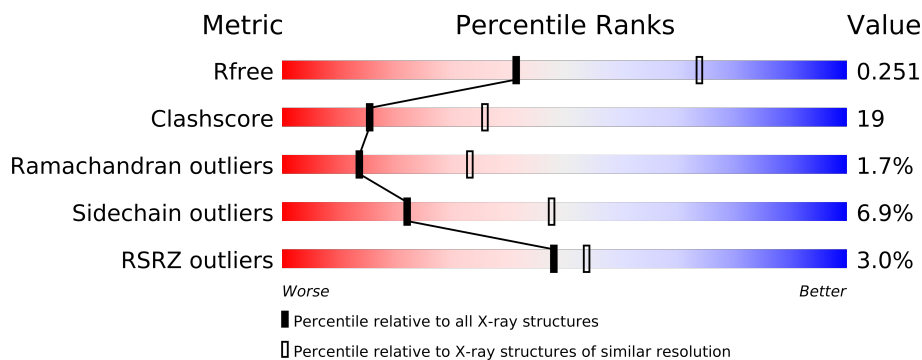
The following versions of software and data (see [references](#)) were used in the production of this report:

MolProbity : 4.02b-467
Mogul : 1.15 2013
Xtriage (Phenix) : dev-1323
EDS : stable22639
Percentile statistics : 21963
Refmac : 5.8.0049
CCP4 : 6.3.0 (Settle)
Ideal geometry (proteins) : Engh & Huber (2001)
Ideal geometry (DNA, RNA) : Parkinson et. al. (1996)
Validation Pipeline (wwPDB-VP) : stable22683

1 Overall quality at a glance

The reported resolution of this entry is 2.70 Å.

Percentile scores (ranging between 0-100) for global validation metrics of the entry are shown in the following graphic. The table shows the number of entries on which the scores are based.



Metric	Whole archive (#Entries)	Similar resolution (#Entries, resolution range(Å))
R_{free}	66092	1557 (2.70-2.70)
Clashscore	79885	1939 (2.70-2.70)
Ramachandran outliers	78287	1905 (2.70-2.70)
Sidechain outliers	78261	1905 (2.70-2.70)
RSRZ outliers	66119	1559 (2.70-2.70)

The table below summarises the geometric issues observed across the polymeric chains and their fit to the electron density. The red, orange, yellow and green segments on the lower bar indicate the fraction of residues that contain outliers for ≥ 3 , 2, 1 and 0 types of geometric quality criteria. The upper red bar (where present) indicates the fraction of residues that have poor fit to the electron density.

Mol	Chain	Length	Quality of chain
1	A	714	
1	B	714	
1	C	714	
1	D	714	
1	E	714	
1	F	714	
1	G	714	
1	H	714	

2 Entry composition

There are 2 unique types of molecules in this entry. The entry contains 40380 atoms, of which 0 are hydrogen and 0 are deuterium.

In the tables below, the ZeroOcc column contains the number of atoms modelled with zero occupancy, the AltConf column contains the number of residues with at least one atom in alternate conformation and the Trace column contains the number of residues modelled with at most 2 atoms.

- Molecule 1 is a protein called phenylalanine ammonia-lyase.

Mol	Chain	Residues	Atoms						ZeroOcc	AltConf	Trace
1	A	654	Total	C	N	O	S	Se	0	0	0
			4978	3131	884	946	4	13			
1	B	660	Total	C	N	O	S	Se	0	0	0
			5019	3153	893	956	4	13			
1	C	650	Total	C	N	O	S	Se	0	0	0
			4946	3110	882	937	4	13			
1	D	650	Total	C	N	O	S	Se	0	0	0
			4948	3111	880	940	4	13			
1	E	655	Total	C	N	O	S	Se	0	0	0
			4982	3133	886	946	4	13			
1	F	650	Total	C	N	O	S	Se	0	0	0
			4951	3113	882	939	4	13			
1	G	656	Total	C	N	O	S	Se	0	0	0
			4995	3140	890	948	4	13			
1	H	644	Total	C	N	O	S	Se	0	0	0
			4910	3088	872	933	4	13			

There are 144 discrepancies between the modelled and reference sequences:

Chain	Residue	Modelled	Actual	Comment	Reference
A	1	MSE	MET	MODIFIED RESIDUE	UNP P11544
A	51	MSE	MET	MODIFIED RESIDUE	UNP P11544
A	107	MSE	MET	MODIFIED RESIDUE	UNP P11544
A	169	MSE	MET	MODIFIED RESIDUE	UNP P11544
A	211	175	ALA	SEE REMARK 999	UNP P11544
A	211	175	SER	SEE REMARK 999	UNP P11544
A	211	175	GLY	SEE REMARK 999	UNP P11544
A	250	MSE	MET	MODIFIED RESIDUE	UNP P11544
A	278	MSE	MET	MODIFIED RESIDUE	UNP P11544
A	288	MSE	MET	MODIFIED RESIDUE	UNP P11544
A	299	MSE	MET	MODIFIED RESIDUE	UNP P11544
A	304	MSE	MET	MODIFIED RESIDUE	UNP P11544
A	422	MSE	MET	MODIFIED RESIDUE	UNP P11544

Continued on next page...

Continued from previous page...

Chain	Residue	Modelled	Actual	Comment	Reference
A	443	MSE	MET	MODIFIED RESIDUE	UNP P11544
A	448	MSE	MET	MODIFIED RESIDUE	UNP P11544
A	497	MSE	MET	MODIFIED RESIDUE	UNP P11544
A	564	MSE	MET	MODIFIED RESIDUE	UNP P11544
A	714	MSE	MET	MODIFIED RESIDUE	UNP P11544
B	1	MSE	MET	MODIFIED RESIDUE	UNP P11544
B	51	MSE	MET	MODIFIED RESIDUE	UNP P11544
B	107	MSE	MET	MODIFIED RESIDUE	UNP P11544
B	169	MSE	MET	MODIFIED RESIDUE	UNP P11544
B	211	175	ALA	SEE REMARK 999	UNP P11544
B	211	175	SER	SEE REMARK 999	UNP P11544
B	211	175	GLY	SEE REMARK 999	UNP P11544
B	250	MSE	MET	MODIFIED RESIDUE	UNP P11544
B	278	MSE	MET	MODIFIED RESIDUE	UNP P11544
B	288	MSE	MET	MODIFIED RESIDUE	UNP P11544
B	299	MSE	MET	MODIFIED RESIDUE	UNP P11544
B	304	MSE	MET	MODIFIED RESIDUE	UNP P11544
B	422	MSE	MET	MODIFIED RESIDUE	UNP P11544
B	443	MSE	MET	MODIFIED RESIDUE	UNP P11544
B	448	MSE	MET	MODIFIED RESIDUE	UNP P11544
B	497	MSE	MET	MODIFIED RESIDUE	UNP P11544
B	564	MSE	MET	MODIFIED RESIDUE	UNP P11544
B	714	MSE	MET	MODIFIED RESIDUE	UNP P11544
C	1	MSE	MET	MODIFIED RESIDUE	UNP P11544
C	51	MSE	MET	MODIFIED RESIDUE	UNP P11544
C	107	MSE	MET	MODIFIED RESIDUE	UNP P11544
C	169	MSE	MET	MODIFIED RESIDUE	UNP P11544
C	211	175	ALA	SEE REMARK 999	UNP P11544
C	211	175	SER	SEE REMARK 999	UNP P11544
C	211	175	GLY	SEE REMARK 999	UNP P11544
C	250	MSE	MET	MODIFIED RESIDUE	UNP P11544
C	278	MSE	MET	MODIFIED RESIDUE	UNP P11544
C	288	MSE	MET	MODIFIED RESIDUE	UNP P11544
C	299	MSE	MET	MODIFIED RESIDUE	UNP P11544
C	304	MSE	MET	MODIFIED RESIDUE	UNP P11544
C	422	MSE	MET	MODIFIED RESIDUE	UNP P11544
C	443	MSE	MET	MODIFIED RESIDUE	UNP P11544
C	448	MSE	MET	MODIFIED RESIDUE	UNP P11544
C	497	MSE	MET	MODIFIED RESIDUE	UNP P11544
C	564	MSE	MET	MODIFIED RESIDUE	UNP P11544
C	714	MSE	MET	MODIFIED RESIDUE	UNP P11544
D	1	MSE	MET	MODIFIED RESIDUE	UNP P11544

Continued on next page...

Continued from previous page...

Chain	Residue	Modelled	Actual	Comment	Reference
D	51	MSE	MET	MODIFIED RESIDUE	UNP P11544
D	107	MSE	MET	MODIFIED RESIDUE	UNP P11544
D	169	MSE	MET	MODIFIED RESIDUE	UNP P11544
D	211	175	ALA	SEE REMARK 999	UNP P11544
D	211	175	SER	SEE REMARK 999	UNP P11544
D	211	175	GLY	SEE REMARK 999	UNP P11544
D	250	MSE	MET	MODIFIED RESIDUE	UNP P11544
D	278	MSE	MET	MODIFIED RESIDUE	UNP P11544
D	288	MSE	MET	MODIFIED RESIDUE	UNP P11544
D	299	MSE	MET	MODIFIED RESIDUE	UNP P11544
D	304	MSE	MET	MODIFIED RESIDUE	UNP P11544
D	422	MSE	MET	MODIFIED RESIDUE	UNP P11544
D	443	MSE	MET	MODIFIED RESIDUE	UNP P11544
D	448	MSE	MET	MODIFIED RESIDUE	UNP P11544
D	497	MSE	MET	MODIFIED RESIDUE	UNP P11544
D	564	MSE	MET	MODIFIED RESIDUE	UNP P11544
D	714	MSE	MET	MODIFIED RESIDUE	UNP P11544
E	1	MSE	MET	MODIFIED RESIDUE	UNP P11544
E	51	MSE	MET	MODIFIED RESIDUE	UNP P11544
E	107	MSE	MET	MODIFIED RESIDUE	UNP P11544
E	169	MSE	MET	MODIFIED RESIDUE	UNP P11544
E	211	175	ALA	SEE REMARK 999	UNP P11544
E	211	175	SER	SEE REMARK 999	UNP P11544
E	211	175	GLY	SEE REMARK 999	UNP P11544
E	250	MSE	MET	MODIFIED RESIDUE	UNP P11544
E	278	MSE	MET	MODIFIED RESIDUE	UNP P11544
E	288	MSE	MET	MODIFIED RESIDUE	UNP P11544
E	299	MSE	MET	MODIFIED RESIDUE	UNP P11544
E	304	MSE	MET	MODIFIED RESIDUE	UNP P11544
E	422	MSE	MET	MODIFIED RESIDUE	UNP P11544
E	443	MSE	MET	MODIFIED RESIDUE	UNP P11544
E	448	MSE	MET	MODIFIED RESIDUE	UNP P11544
E	497	MSE	MET	MODIFIED RESIDUE	UNP P11544
E	564	MSE	MET	MODIFIED RESIDUE	UNP P11544
E	714	MSE	MET	MODIFIED RESIDUE	UNP P11544
F	1	MSE	MET	MODIFIED RESIDUE	UNP P11544
F	51	MSE	MET	MODIFIED RESIDUE	UNP P11544
F	107	MSE	MET	MODIFIED RESIDUE	UNP P11544
F	169	MSE	MET	MODIFIED RESIDUE	UNP P11544
F	211	175	ALA	SEE REMARK 999	UNP P11544
F	211	175	SER	SEE REMARK 999	UNP P11544
F	211	175	GLY	SEE REMARK 999	UNP P11544

Continued on next page...

Continued from previous page...

Chain	Residue	Modelled	Actual	Comment	Reference
F	250	MSE	MET	MODIFIED RESIDUE	UNP P11544
F	278	MSE	MET	MODIFIED RESIDUE	UNP P11544
F	288	MSE	MET	MODIFIED RESIDUE	UNP P11544
F	299	MSE	MET	MODIFIED RESIDUE	UNP P11544
F	304	MSE	MET	MODIFIED RESIDUE	UNP P11544
F	422	MSE	MET	MODIFIED RESIDUE	UNP P11544
F	443	MSE	MET	MODIFIED RESIDUE	UNP P11544
F	448	MSE	MET	MODIFIED RESIDUE	UNP P11544
F	497	MSE	MET	MODIFIED RESIDUE	UNP P11544
F	564	MSE	MET	MODIFIED RESIDUE	UNP P11544
F	714	MSE	MET	MODIFIED RESIDUE	UNP P11544
G	1	MSE	MET	MODIFIED RESIDUE	UNP P11544
G	51	MSE	MET	MODIFIED RESIDUE	UNP P11544
G	107	MSE	MET	MODIFIED RESIDUE	UNP P11544
G	169	MSE	MET	MODIFIED RESIDUE	UNP P11544
G	211	175	ALA	SEE REMARK 999	UNP P11544
G	211	175	SER	SEE REMARK 999	UNP P11544
G	211	175	GLY	SEE REMARK 999	UNP P11544
G	250	MSE	MET	MODIFIED RESIDUE	UNP P11544
G	278	MSE	MET	MODIFIED RESIDUE	UNP P11544
G	288	MSE	MET	MODIFIED RESIDUE	UNP P11544
G	299	MSE	MET	MODIFIED RESIDUE	UNP P11544
G	304	MSE	MET	MODIFIED RESIDUE	UNP P11544
G	422	MSE	MET	MODIFIED RESIDUE	UNP P11544
G	443	MSE	MET	MODIFIED RESIDUE	UNP P11544
G	448	MSE	MET	MODIFIED RESIDUE	UNP P11544
G	497	MSE	MET	MODIFIED RESIDUE	UNP P11544
G	564	MSE	MET	MODIFIED RESIDUE	UNP P11544
G	714	MSE	MET	MODIFIED RESIDUE	UNP P11544
H	1	MSE	MET	MODIFIED RESIDUE	UNP P11544
H	51	MSE	MET	MODIFIED RESIDUE	UNP P11544
H	107	MSE	MET	MODIFIED RESIDUE	UNP P11544
H	169	MSE	MET	MODIFIED RESIDUE	UNP P11544
H	211	175	ALA	SEE REMARK 999	UNP P11544
H	211	175	SER	SEE REMARK 999	UNP P11544
H	211	175	GLY	SEE REMARK 999	UNP P11544
H	250	MSE	MET	MODIFIED RESIDUE	UNP P11544
H	278	MSE	MET	MODIFIED RESIDUE	UNP P11544
H	288	MSE	MET	MODIFIED RESIDUE	UNP P11544
H	299	MSE	MET	MODIFIED RESIDUE	UNP P11544
H	304	MSE	MET	MODIFIED RESIDUE	UNP P11544
H	422	MSE	MET	MODIFIED RESIDUE	UNP P11544

Continued on next page...

Continued from previous page...

Chain	Residue	Modelled	Actual	Comment	Reference
H	443	MSE	MET	MODIFIED RESIDUE	UNP P11544
H	448	MSE	MET	MODIFIED RESIDUE	UNP P11544
H	497	MSE	MET	MODIFIED RESIDUE	UNP P11544
H	564	MSE	MET	MODIFIED RESIDUE	UNP P11544
H	714	MSE	MET	MODIFIED RESIDUE	UNP P11544

- Molecule 2 is water.

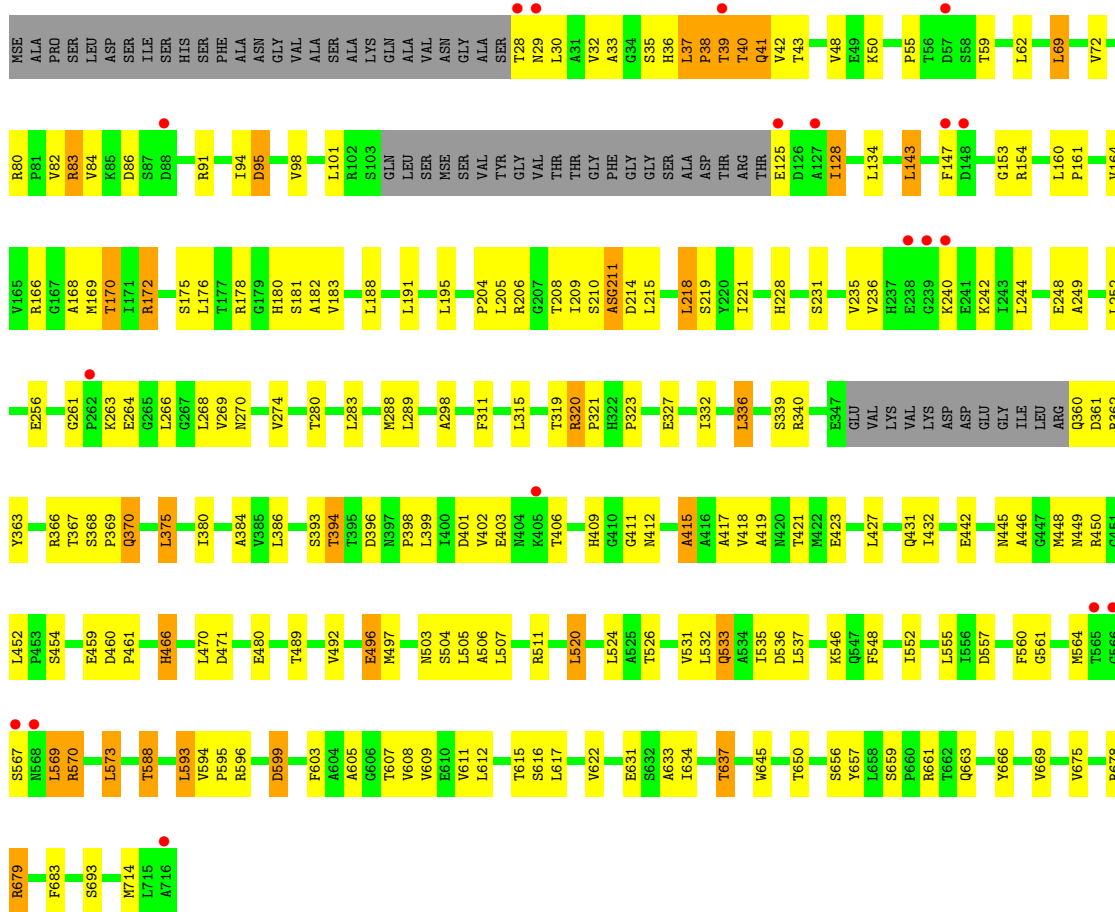
Mol	Chain	Residues	Atoms	ZeroOcc	AltConf
2	A	84	Total O 84 84	0	0
2	B	79	Total O 79 79	0	0
2	C	72	Total O 72 72	0	0
2	D	101	Total O 101 101	0	0
2	E	64	Total O 64 64	0	0
2	F	83	Total O 83 83	0	0
2	G	96	Total O 96 96	0	0
2	H	72	Total O 72 72	0	0

3 Residue-property plots

These plots are drawn for all protein, RNA and DNA chains in the entry. The first graphic for a chain summarises the proportions of errors displayed in the second graphic. The second graphic shows the sequence view annotated by issues in geometry and electron density. Residues are color-coded according to the number of geometric quality criteria for which they contain at least one outlier: green = 0, yellow = 1, orange = 2 and red = 3 or more. A red dot above a residue indicates a poor fit to the electron density ($RSRZ > 2$). Stretches of 2 or more consecutive residues without any outlier are shown as a green connector. Residues present in the sample, but not in the model, are shown in grey.

- Molecule 1: phenylalanine ammonia-lyase

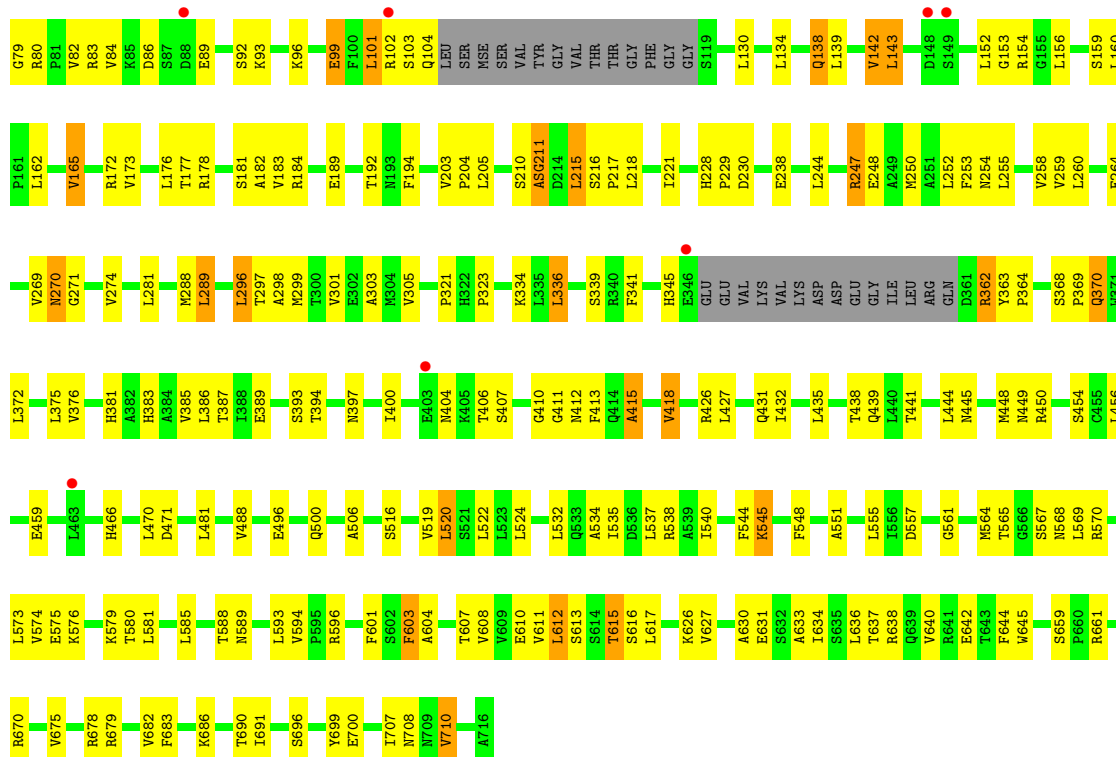
Chain A: 



- Molecule 1: phenylalanine ammonia-lyase


Chain B: 





• Molecule 1: phenylalanine ammonia-lyase

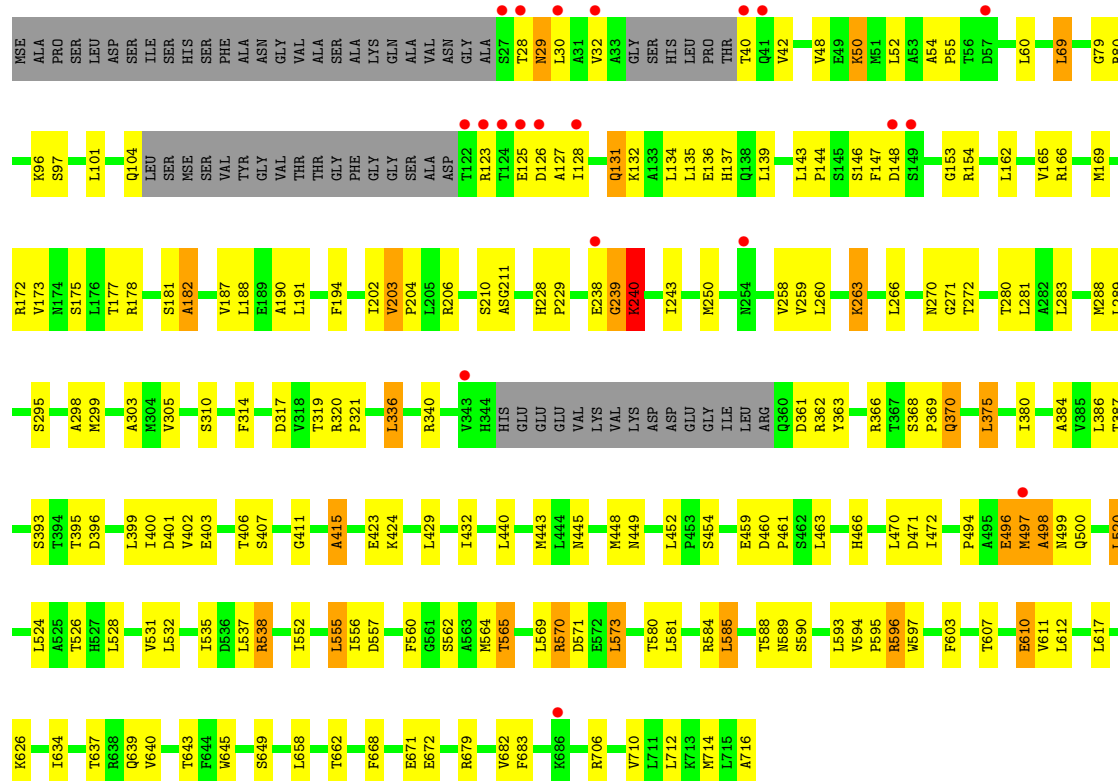
Chain C:





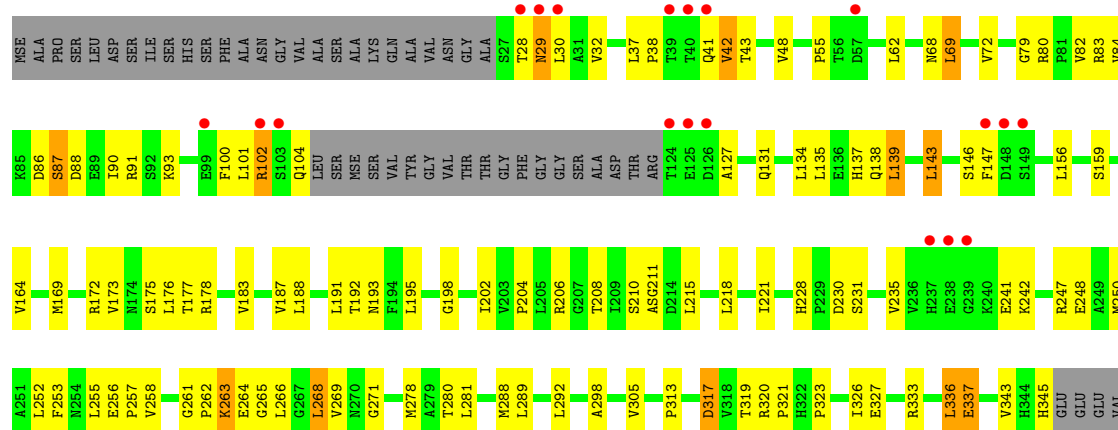
- Molecule 1: phenylalanine ammonia-lyase

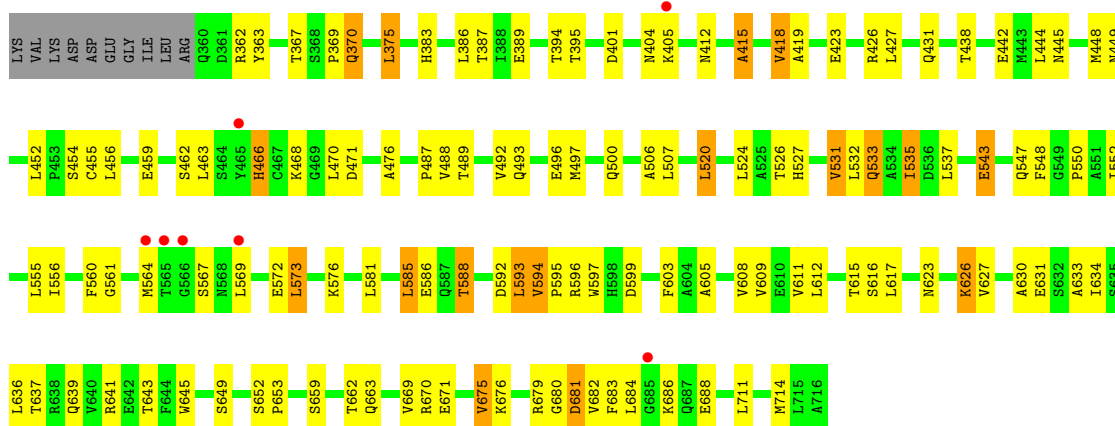
Chain D:



- Molecule 1: phenylalanine ammonia-lyase

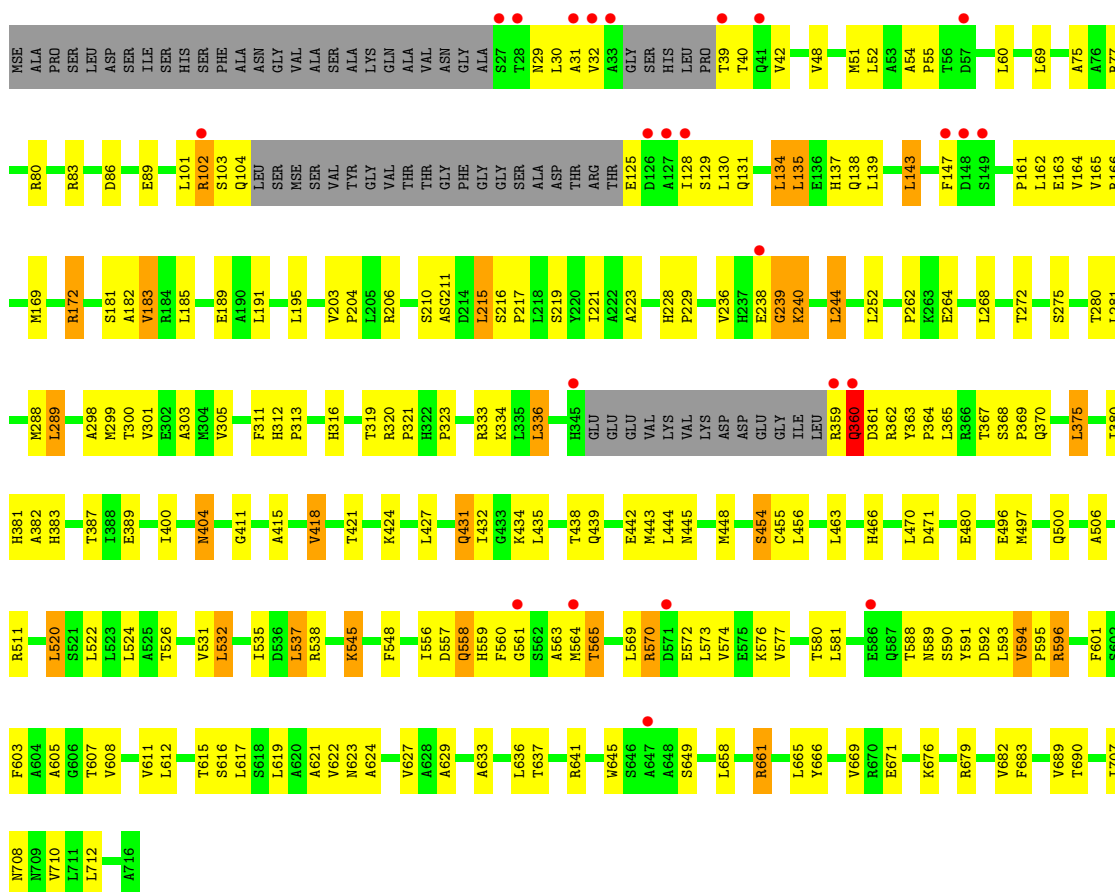
Chain E:





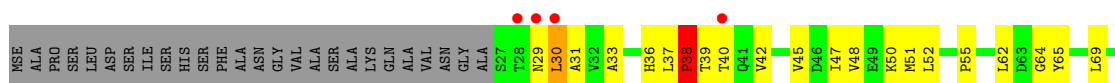
• Molecule 1: phenylalanine ammonia-lyase

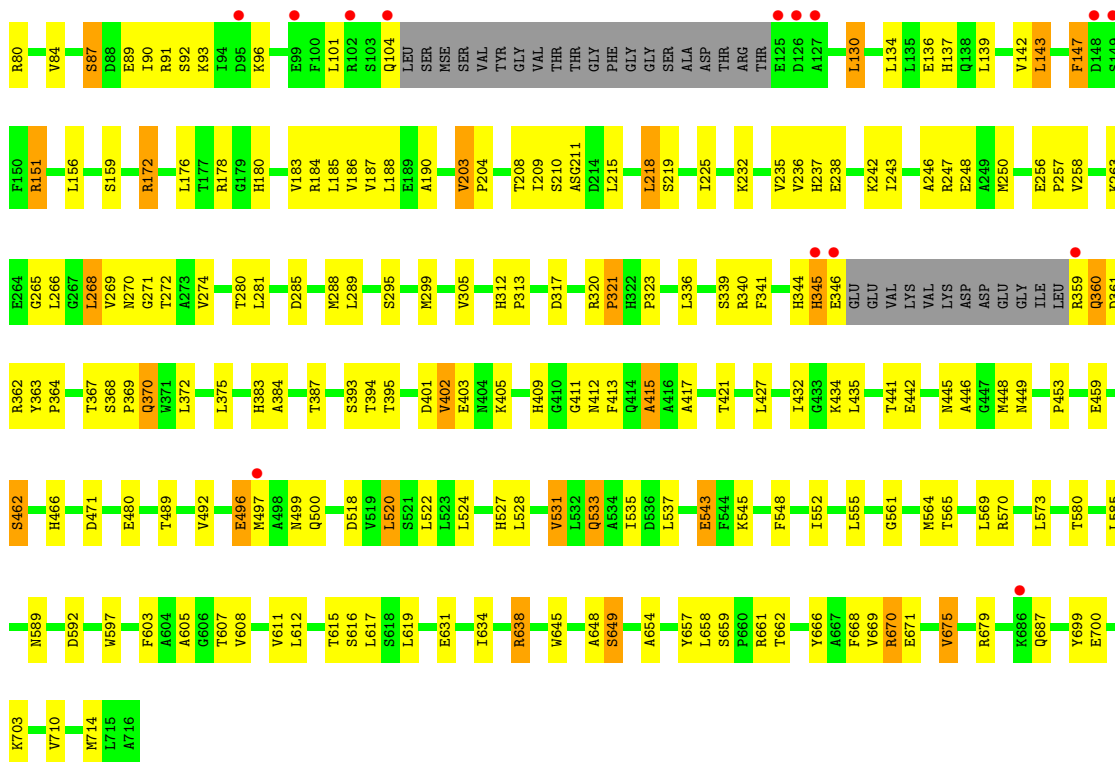
Chain F:



• Molecule 1: phenylalanine ammonia-lyase

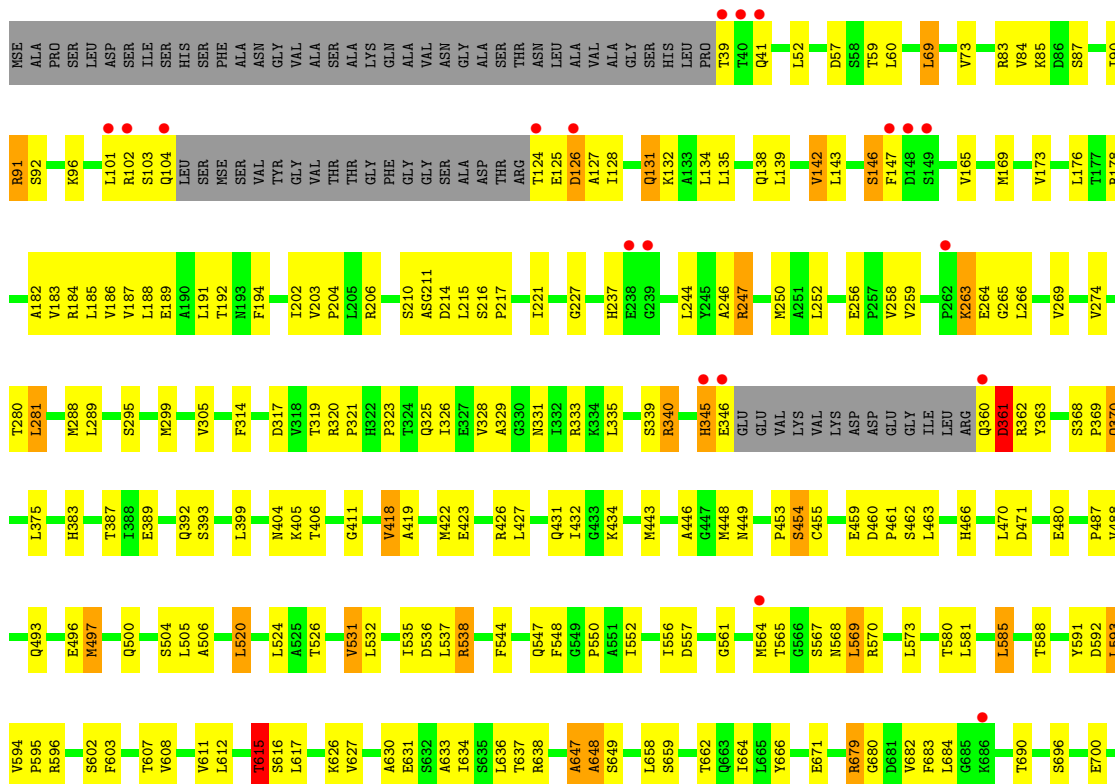
Chain G:





- Molecule 1: phenylalanine ammonia-lyase

Chain H: 



I707	N708	N709	V710	L711	L712	K713	A716
------	------	------	------	------	------	------	------

4 Data and refinement statistics

Property	Value	Source
Space group	P 1 21 1	Depositor
Cell constants a, b, c, α , β , γ	105.19Å 180.97Å 149.22Å 90.00° 96.95° 90.00°	Depositor
Resolution (Å)	25.10 – 2.70 25.12 – 2.70	Depositor EDS
% Data completeness (in resolution range)	(Not available) (25.10-2.70) 96.7 (25.12-2.70)	Depositor EDS
R_{merge}	0.08	Depositor
R_{sym}	(Not available)	Depositor
$\langle I/\sigma(I) \rangle$ ¹	5.64 (at 2.72Å)	Xtriage
Refinement program	CNS	Depositor
R, R_{free}	0.194 , 0.253 0.196 , 0.251	Depositor DCC
R_{free} test set	3693 reflections (2.51%)	DCC
Wilson B-factor (Å ²)	36.3	Xtriage
Anisotropy	0.796	Xtriage
Bulk solvent k_{sol} (e/Å ³), B_{sol} (Å ²)	0.34 , 24.9	EDS
Estimated twinning fraction	No twinning to report.	Xtriage
L-test for twinning	$\langle L \rangle = 0.49$, $\langle L^2 \rangle = 0.32$	Xtriage
Outliers	3 of 146898 reflections (0.002%)	Xtriage
F_o, F_c correlation	0.94	EDS
Total number of atoms	40380	wwPDB-VP
Average B, all atoms (Å ²)	38.0	wwPDB-VP

Xtriage's analysis on translational NCS is as follows: *The largest off-origin peak in the Patterson function is 8.05% of the height of the origin peak. No significant pseudotranslation is detected.*

¹Intensities estimated from amplitudes.

5 Model quality

5.1 Standard geometry

Bond lengths and bond angles in the following residue types are not validated in this section: 175

The Z score for a bond length (or angle) is the number of standard deviations the observed value is removed from the expected value. A bond length (or angle) with $|Z| > 5$ is considered an outlier worth inspection. RMSZ is the root-mean-square of all Z scores of the bond lengths (or angles).

Mol	Chain	Bond lengths		Bond angles	
		RMSZ	# Z >5	RMSZ	# Z >5
1	A	0.37	0/5036	0.66	0/6815
1	B	0.37	0/5077	0.67	0/6871
1	C	0.37	0/5001	0.66	1/6764 (0.0%)
1	D	0.38	0/5002	0.68	0/6766
1	E	0.37	0/5040	0.66	0/6821
1	F	0.38	0/5006	0.67	1/6771 (0.0%)
1	G	0.37	0/5053	0.68	0/6837
1	H	0.37	0/4966	0.67	0/6718
All	All	0.37	0/40181	0.67	2/54363 (0.0%)

Chiral center outliers are detected by calculating the chiral volume of a chiral center and verifying if the center is modelled as a planar moiety or with the opposite hand. A planarity outlier is detected by checking planarity of atoms in a peptide group, atoms in a mainchain group or atoms of a sidechain that are expected to be planar.

Mol	Chain	#Chirality outliers	#Planarity outliers
1	A	2	1
1	B	2	1
1	C	2	1
1	D	2	1
1	E	2	1
1	F	2	1
1	G	2	1
1	H	2	1
All	All	16	8

There are no bond length outliers.

All (2) bond angle outliers are listed below:

Mol	Chain	Res	Type	Atoms	Z	Observed(°)	Ideal(°)
1	F	215	LEU	CA-CB-CG	5.35	127.60	115.30
1	C	569	LEU	CA-CB-CG	5.27	127.41	115.30

All (16) chirality outliers are listed below:

Mol	Chain	Res	Type	Atom
1	A	211	175	C3,C2
1	B	211	175	C3,C2
1	C	211	175	C3,C2
1	D	211	175	C3,C2
1	E	211	175	C3,C2
1	F	211	175	C3,C2
1	G	211	175	C3,C2
1	H	211	175	C3,C2

All (8) planarity outliers are listed below:

Mol	Chain	Res	Type	Group
1	A	210	SER	Peptide
1	B	210	SER	Peptide
1	C	210	SER	Peptide
1	D	210	SER	Peptide
1	E	210	SER	Peptide
1	F	210	SER	Peptide
1	G	210	SER	Peptide
1	H	210	SER	Peptide

5.2 Close contacts ⓘ

In the following table, the Non-H and H(model) columns list the number of non-hydrogen atoms and hydrogen atoms in the chain respectively. The H(added) column lists the number of hydrogens added by MolProbity. The Clashes column lists the number of clashes within the asymmetric unit, and the number in parentheses is this value normalized per 1000 atoms of the molecule in the chain. The Symm-Clashes column gives symmetry related clashes, in the same way as for the Clashes column.

Mol	Chain	Non-H	H(model)	H(added)	Clashes	Symm-Clashes
1	A	4978	0	5040	201	0
1	B	5019	0	5081	203	0
1	C	4946	0	5018	261	0
1	D	4948	0	5020	158	0
1	E	4982	0	5048	192	0

Continued on next page...

Continued from previous page...

Mol	Chain	Non-H	H(model)	H(added)	Clashes	Symm-Clashes
1	F	4951	0	5020	199	0
1	G	4995	0	5060	205	0
1	H	4910	0	4974	188	0
2	A	84	0	0	4	0
2	B	79	0	0	3	0
2	C	72	0	0	5	0
2	D	101	0	0	4	0
2	E	64	0	0	5	0
2	F	83	0	0	2	0
2	G	96	0	0	8	0
2	H	72	0	0	4	0
All	All	40380	0	40261	1496	0

Clashscore is defined as the number of clashes calculated for the entry per 1000 atoms (including hydrogens) of the entry. The overall clashscore for this entry is 19.

All (1496) close contacts within the same asymmetric unit are listed below.

Atom-1	Atom-2	Distance(Å)	Clash(Å)
1:F:594:VAL:HG23	1:F:595:PRO:HD3	1.26	1.09
1:B:247:ARG:HB3	1:B:247:ARG:HH11	1.13	1.08
1:A:244:LEU:HD11	1:A:249:ALA:HB2	1.31	1.07
1:F:334:LYS:HD3	1:F:661:ARG:HH21	1.21	1.04
1:H:615:THR:HG23	1:H:617:LEU:H	1.24	1.02
1:F:591:TYR:HB2	1:F:596:ARG:HG2	1.40	1.00
1:F:319:THR:HG23	1:G:394:THR:HG23	1.43	1.00
1:D:594:VAL:HG23	1:D:595:PRO:HD3	1.38	1.00
1:E:615:THR:HG22	1:E:617:LEU:H	1.27	0.99
1:E:594:VAL:HG13	1:E:595:PRO:HD3	1.44	0.98
1:C:185:LEU:HD12	1:C:185:LEU:H	1.27	0.97
1:C:270:ASN:HD21	1:C:397:ASN:H	1.08	0.97
1:D:202:ILE:HD11	1:D:243:ILE:HD12	1.45	0.94
1:B:567:SER:HB2	1:B:569:LEU:HD23	1.49	0.94
1:E:29:ASN:HB3	1:E:32:VAL:HG12	1.50	0.93
1:A:261:GLY:H	1:A:264:GLU:HG3	1.33	0.93
1:A:594:VAL:HG12	1:A:595:PRO:HD3	1.52	0.92
1:C:300:THR:HG23	1:C:443:MSE:HE3	1.52	0.91
1:C:679:ARG:HB3	1:C:684:LEU:HD11	1.53	0.91
1:F:364:PRO:HB3	1:F:438:THR:HG23	1.51	0.90
1:A:615:THR:HG22	1:A:617:LEU:H	1.37	0.90
1:E:102:ARG:HB3	1:E:102:ARG:HH11	1.33	0.90
1:B:615:THR:HG23	1:B:617:LEU:H	1.36	0.90
1:F:580:THR:HG21	1:F:607:THR:HG21	1.51	0.89

Continued on next page...

Continued from previous page...

Atom-1	Atom-2	Distance(Å)	Clash(Å)
1:C:588:THR:HG22	1:C:596:ARG:HG3	1.54	0.89
1:D:580:THR:HG21	1:D:607:THR:HG21	1.54	0.89
1:F:611:VAL:HG23	1:F:612:LEU:HD13	1.54	0.89
1:B:611:VAL:HG23	1:B:612:LEU:HD13	1.55	0.89
1:F:301:VAL:HG21	1:F:336:LEU:HD21	1.56	0.87
1:F:573:LEU:HD23	1:F:611:VAL:HG21	1.55	0.87
1:C:69:LEU:HG	1:C:387:THR:HG22	1.55	0.87
1:C:169:MSE:HE3	1:C:221:ILE:HG23	1.55	0.86
1:C:615:THR:HG22	1:C:616:SER:H	1.40	0.85
1:F:69:LEU:HD13	1:F:387:THR:HG22	1.56	0.85
1:D:594:VAL:CG2	1:D:595:PRO:HD3	2.07	0.85
1:D:611:VAL:HG23	1:D:612:LEU:HD13	1.57	0.85
1:C:270:ASN:HD21	1:C:397:ASN:N	1.75	0.85
1:F:431:GLN:HA	1:F:431:GLN:HE21	1.42	0.85
1:H:178:ARG:HH22	1:H:393:SER:N	1.75	0.85
1:B:247:ARG:HB3	1:B:247:ARG:NH1	1.91	0.84
1:F:594:VAL:CG2	1:F:595:PRO:HD3	2.09	0.83
1:C:270:ASN:ND2	1:C:397:ASN:H	1.76	0.82
1:B:588:THR:HG22	1:B:596:ARG:HH11	1.41	0.82
1:H:496:GLU:HA	1:H:497:MSE:HE3	1.60	0.82
1:A:244:LEU:CD1	1:A:249:ALA:HB2	2.09	0.82
1:H:142:VAL:C	1:H:143:LEU:HD12	2.01	0.81
1:F:522:LEU:HD22	1:H:142:VAL:HG11	1.62	0.81
1:A:633:ALA:O	1:A:637:THR:HG22	1.80	0.81
1:D:305:VAL:HG23	1:D:538:ARG:HD3	1.61	0.81
1:C:528:LEU:HD11	1:C:669:VAL:HG21	1.63	0.81
1:F:615:THR:HG22	1:F:617:LEU:H	1.44	0.81
1:E:592:ASP:O	1:E:595:PRO:HD2	1.81	0.80
1:C:588:THR:CG2	1:C:596:ARG:HG3	2.11	0.80
1:G:101:LEU:HD21	1:G:263:LYS:HD3	1.62	0.80
1:B:33:ALA:HB2	2:B:764:HOH:O	1.81	0.80
1:A:270:ASN:OD1	1:A:396:ASP:HA	1.82	0.80
1:F:216:SER:HB3	1:F:217:PRO:HD3	1.62	0.79
1:B:471:ASP:OD2	1:C:496:GLU:HA	1.81	0.79
1:B:250:MSE:HB3	1:B:255:LEU:HB2	1.64	0.79
1:H:679:ARG:HD3	1:H:683:PHE:CD2	2.17	0.79
1:G:232:LYS:HE3	1:G:243:ILE:HG22	1.63	0.79
1:C:445:ASN:ND2	1:C:448:MSE:HE3	1.98	0.79
1:A:535:ILE:HD11	1:A:666:TYR:CD1	2.18	0.79
1:C:248:GLU:O	1:C:252:LEU:HD13	1.84	0.78
1:A:37:LEU:HD21	1:C:380:ILE:HG22	1.65	0.78
1:F:29:ASN:HB3	1:F:32:VAL:HG12	1.64	0.78

Continued on next page...

Continued from previous page...

Atom-1	Atom-2	Distance(Å)	Clash(Å)
1:B:570:ARG:O	1:B:574:VAL:HG23	1.84	0.77
1:F:615:THR:HG22	1:F:616:SER:N	1.99	0.77
1:H:633:ALA:O	1:H:637:THR:HG23	1.84	0.77
1:F:435:LEU:O	1:F:438:THR:HG22	1.85	0.77
1:E:593:LEU:HD11	1:E:637:THR:HG21	1.65	0.77
1:F:305:VAL:HG12	1:F:305:VAL:O	1.83	0.77
1:A:612:LEU:O	1:A:615:THR:HB	1.84	0.77
1:C:615:THR:HG22	1:C:616:SER:N	1.99	0.77
1:E:567:SER:HB2	1:E:569:LEU:HD13	1.67	0.77
1:E:492:VAL:CG2	1:H:434:LYS:HE2	2.15	0.77
1:G:69:LEU:HD13	1:G:387:THR:HG22	1.66	0.77
1:C:30:LEU:O	1:C:42:VAL:HG21	1.83	0.77
1:A:248:GLU:O	1:A:252:LEU:HD13	1.84	0.76
1:E:470:LEU:HD22	1:E:526:THR:HG23	1.67	0.76
1:B:184:ARG:HG3	1:B:184:ARG:HH11	1.49	0.76
1:B:375:LEU:HD21	1:B:431:GLN:HB2	1.66	0.76
1:E:588:THR:HG23	1:E:596:ARG:HE	1.49	0.76
1:H:39:THR:HG22	1:H:41:GLN:H	1.49	0.76
1:A:39:THR:HG21	1:A:380:ILE:HD13	1.67	0.76
1:E:248:GLU:O	1:E:252:LEU:HD13	1.85	0.76
1:D:48:VAL:HG13	1:D:288:MSE:HE1	1.68	0.76
1:B:247:ARG:HG2	1:B:248:GLU:H	1.51	0.76
1:D:239:GLY:O	1:D:240:LYS:HB3	1.86	0.75
1:D:79:GLY:HA2	1:D:166:ARG:HH12	1.51	0.75
1:C:360:GLN:HG2	1:C:361:ASP:N	2.02	0.75
1:A:615:THR:HG21	1:A:617:LEU:HD12	1.69	0.75
1:F:362:ARG:NH2	1:F:448:MSE:HB2	2.01	0.75
1:A:561:GLY:H	1:A:564:MSE:HG3	1.51	0.75
1:G:611:VAL:HG23	1:G:612:LEU:HD13	1.69	0.74
1:E:90:ILE:HD13	1:E:93:LYS:HE2	1.69	0.74
1:C:247:ARG:HA	1:C:250:MSE:HE3	1.69	0.74
1:B:633:ALA:O	1:B:637:THR:HG22	1.87	0.74
1:C:131:GLN:HA	1:C:131:GLN:HE21	1.52	0.73
1:B:383:HIS:O	1:B:387:THR:HG23	1.88	0.73
1:G:45:VAL:HG23	2:G:803:HOH:O	1.88	0.73
1:F:615:THR:CG2	1:F:616:SER:H	2.02	0.73
1:D:581:LEU:O	1:D:585:LEU:HB2	1.88	0.73
1:F:470:LEU:HD22	1:F:526:THR:HG23	1.70	0.73
1:A:570:ARG:HG3	1:A:570:ARG:HH11	1.51	0.73
1:G:215:LEU:HD22	1:G:215:LEU:H	1.54	0.73
1:E:611:VAL:HG23	1:E:612:LEU:HD13	1.69	0.73
1:H:649:SER:HB3	1:H:671:GLU:OE2	1.88	0.73

Continued on next page...

Continued from previous page...

Atom-1	Atom-2	Distance(Å)	Clash(Å)
1:D:520:LEU:HD22	1:D:524:LEU:HG	1.69	0.73
1:F:320:ARG:HG3	1:G:393:SER:HB3	1.69	0.72
1:A:125:GLU:O	1:A:128:ILE:HG22	1.88	0.72
1:H:138:GLN:HG3	1:H:216:SER:HA	1.70	0.72
1:C:588:THR:HG22	1:C:588:THR:O	1.90	0.72
1:D:594:VAL:HG12	1:D:634:ILE:HD13	1.70	0.72
1:A:128:ILE:O	1:A:128:ILE:HD13	1.89	0.72
1:C:126:ASP:N	1:C:129:SER:HG	1.87	0.72
1:C:594:VAL:HG22	1:C:595:PRO:HD3	1.70	0.72
1:C:272:THR:HG21	1:C:415:ALA:HB2	1.71	0.72
1:D:97:SER:HB2	1:D:400:ILE:HD11	1.71	0.72
1:C:55:PRO:O	1:C:80:ARG:HD2	1.89	0.72
1:A:176:LEU:HD22	1:A:183:VAL:HG11	1.71	0.72
1:A:535:ILE:HD11	1:A:666:TYR:CE1	2.24	0.72
1:C:713:LYS:NZ	1:C:713:LYS:HB3	2.04	0.72
1:F:319:THR:HG23	1:G:394:THR:CG2	2.19	0.72
1:F:143:LEU:HD13	1:F:204:PRO:HG3	1.72	0.71
1:G:176:LEU:HD13	1:G:183:VAL:HG21	1.72	0.71
1:C:496:GLU:HG2	1:C:499:ASN:HD22	1.56	0.71
1:B:593:LEU:HD11	1:B:637:THR:HG21	1.73	0.71
1:G:48:VAL:HG22	1:G:288:MSE:HE1	1.72	0.71
1:A:594:VAL:CG1	1:A:595:PRO:HD3	2.20	0.71
1:E:564:MSE:SE	1:E:573:LEU:HD12	2.41	0.71
1:H:214:ASP:O	1:H:217:PRO:HD2	1.90	0.71
1:C:237:HIS:HB3	1:C:242:LYS:HD3	1.71	0.71
1:H:52:LEU:HD12	1:H:712:LEU:HD22	1.73	0.71
1:B:39:THR:HG22	1:B:41:GLN:H	1.55	0.71
1:A:615:THR:CG2	1:A:617:LEU:H	2.04	0.70
1:H:143:LEU:HD11	1:H:204:PRO:HB3	1.73	0.70
1:G:615:THR:HG22	1:G:617:LEU:H	1.55	0.70
1:F:359:ARG:O	1:F:360:GLN:HB2	1.89	0.70
1:E:615:THR:HG22	1:E:617:LEU:N	2.05	0.70
1:F:300:THR:HG23	1:F:443:MSE:HE3	1.72	0.70
1:D:240:LYS:HB2	1:D:240:LYS:NZ	2.07	0.70
1:F:496:GLU:HA	1:H:471:ASP:OD2	1.91	0.70
1:F:301:VAL:HG12	1:F:365:LEU:HD13	1.72	0.70
1:E:615:THR:HG22	1:E:616:SER:N	2.06	0.70
1:B:69:LEU:HD13	1:B:387:THR:HG22	1.73	0.70
1:H:169:MSE:HE3	1:H:221:ILE:HG23	1.73	0.70
1:A:244:LEU:HD11	1:A:249:ALA:CB	2.15	0.69
1:E:615:THR:CG2	1:E:616:SER:N	2.55	0.69
1:C:240:LYS:HB2	2:C:775:HOH:O	1.92	0.69

Continued on next page...

Continued from previous page...

Atom-1	Atom-2	Distance(Å)	Clash(Å)
1:C:218:LEU:O	1:C:269:VAL:HG12	1.91	0.69
1:C:91:ARG:HG3	1:C:185:LEU:HD21	1.73	0.69
1:B:588:THR:HG22	1:B:596:ARG:HG3	1.75	0.69
1:B:184:ARG:NH1	1:B:184:ARG:HG3	2.06	0.69
1:G:520:LEU:HD22	1:G:524:LEU:HG	1.74	0.69
1:F:572:GLU:O	1:F:572:GLU:HG2	1.92	0.69
1:B:567:SER:CB	1:B:569:LEU:HD23	2.22	0.69
1:H:345:HIS:ND1	1:H:346:GLU:N	2.40	0.69
1:F:500:GLN:HG2	1:G:363:TYR:CE2	2.28	0.69
1:H:594:VAL:HB	1:H:595:PRO:HD3	1.75	0.69
1:D:594:VAL:HG23	1:D:595:PRO:CD	2.19	0.69
1:G:250:MSE:HE1	1:G:257:PRO:HB3	1.73	0.68
1:A:339:SER:HB2	1:A:659:SER:OG	1.92	0.68
1:A:83:ARG:HG3	1:A:83:ARG:HH11	1.58	0.68
1:G:184:ARG:HB2	1:G:184:ARG:NH1	2.08	0.68
1:E:241:GLU:O	1:E:242:LYS:HG3	1.94	0.68
1:F:143:LEU:HD11	1:F:204:PRO:HA	1.76	0.68
1:G:30:LEU:HD12	1:G:42:VAL:HB	1.75	0.68
1:E:496:GLU:HA	1:G:471:ASP:OD2	1.94	0.68
1:B:362:ARG:HD2	1:D:499:ASN:HA	1.74	0.68
1:E:29:ASN:HB3	1:E:32:VAL:CG1	2.22	0.68
1:F:558:GLN:HG3	1:F:559:HIS:N	2.09	0.68
1:F:707:ILE:O	1:F:710:VAL:HG12	1.94	0.68
1:G:634:ILE:O	1:G:638:ARG:HG3	1.94	0.68
1:E:345:HIS:HA	2:E:741:HOH:O	1.93	0.68
1:D:639:GLN:O	1:D:643:THR:HG23	1.94	0.68
1:G:256:GLU:HG3	1:G:257:PRO:HD2	1.76	0.68
1:H:615:THR:CG2	1:H:617:LEU:H	2.05	0.68
1:F:522:LEU:CD2	1:H:142:VAL:HG11	2.23	0.68
1:G:445:ASN:ND2	1:G:448:MSE:HE3	2.09	0.68
1:G:237:HIS:HB3	1:G:242:LYS:HE3	1.75	0.67
1:A:593:LEU:H	1:A:595:PRO:HD2	1.60	0.67
1:F:239:GLY:O	1:F:240:LYS:HB2	1.95	0.67
1:G:645:TRP:CE2	1:G:679:ARG:HG3	2.28	0.67
1:F:615:THR:CG2	1:F:616:SER:N	2.57	0.67
1:G:362:ARG:HD2	1:G:442:GLU:OE1	1.93	0.67
1:H:567:SER:OG	1:H:569:LEU:HG	1.95	0.67
1:G:48:VAL:O	1:G:52:LEU:HD23	1.94	0.67
1:B:247:ARG:HG2	1:B:248:GLU:N	2.08	0.67
1:C:359:ARG:HH11	1:C:360:GLN:HB2	1.58	0.67
1:C:470:LEU:HD22	1:C:526:THR:HG23	1.77	0.67
1:E:662:THR:HA	1:E:714:MSE:HE3	1.77	0.67

Continued on next page...

Continued from previous page...

Atom-1	Atom-2	Distance(Å)	Clash(Å)
1:E:588:THR:CG2	1:E:596:ARG:HE	2.08	0.67
1:F:380:ILE:HG22	1:G:37:LEU:HD21	1.77	0.67
1:F:615:THR:HG22	1:F:616:SER:H	1.57	0.66
1:H:596:ARG:HG3	1:H:596:ARG:HH11	1.59	0.66
1:C:48:VAL:HG13	1:C:288:MSE:HE1	1.78	0.66
1:E:615:THR:CG2	1:E:616:SER:H	2.08	0.66
1:H:87:SER:N	1:H:91:ARG:HH12	1.93	0.66
1:C:82:VAL:HG21	1:C:195:LEU:HD13	1.77	0.66
1:D:314:PHE:O	1:D:319:THR:HG22	1.95	0.66
1:A:368:SER:OG	1:A:369:PRO:HD3	1.95	0.66
1:G:55:PRO:O	1:G:80:ARG:HD2	1.95	0.66
1:F:605:ALA:O	1:F:608:VAL:HG12	1.94	0.66
1:A:40:THR:HG23	2:A:784:HOH:O	1.95	0.66
1:F:556:ILE:HD13	1:F:573:LEU:CD1	2.26	0.66
1:G:247:ARG:HA	1:G:250:MSE:HE2	1.77	0.66
1:G:143:LEU:HD11	1:G:204:PRO:HA	1.77	0.66
1:A:573:LEU:HD23	1:A:611:VAL:HG21	1.78	0.66
1:E:627:VAL:O	1:E:631:GLU:HG3	1.95	0.66
1:G:219:SER:HA	1:G:269:VAL:HG11	1.77	0.65
1:F:556:ILE:HG21	1:F:573:LEU:HD12	1.78	0.65
1:H:87:SER:H	1:H:91:ARG:HH12	1.44	0.65
1:C:45:VAL:HG23	2:C:723:HOH:O	1.96	0.65
1:F:364:PRO:HB3	1:F:438:THR:CG2	2.25	0.65
1:F:573:LEU:HD23	1:F:611:VAL:CG2	2.27	0.65
1:A:399:LEU:HD13	1:C:319:THR:HG21	1.77	0.65
1:G:178:ARG:HH22	1:G:393:SER:CA	2.09	0.65
1:B:470:LEU:HD21	1:C:140:CYS:HB2	1.79	0.65
1:D:470:LEU:HD22	1:D:526:THR:HG23	1.79	0.65
1:C:421:THR:HG22	2:C:732:HOH:O	1.95	0.65
1:F:569:LEU:O	1:F:569:LEU:HD12	1.97	0.65
1:C:535:ILE:HD11	1:C:666:TYR:CD1	2.31	0.65
1:E:363:TYR:CE2	1:H:500:GLN:HG2	2.31	0.65
1:A:418:VAL:HG22	1:A:506:ALA:HB1	1.79	0.65
1:C:580:THR:OG1	1:C:607:THR:HG21	1.95	0.65
1:A:180:HIS:ND1	1:A:394:THR:HG21	2.12	0.65
1:F:298:ALA:O	1:F:301:VAL:HG22	1.96	0.64
1:C:269:VAL:HG23	1:C:269:VAL:O	1.94	0.64
1:G:518:ASP:OD1	1:G:703:LYS:HE3	1.97	0.64
1:B:194:PHE:HE1	1:B:250:MSE:HE3	1.62	0.64
1:F:161:PRO:HB2	1:F:164:VAL:HG23	1.79	0.64
1:H:375:LEU:HD23	1:H:432:ILE:HG13	1.79	0.64
1:B:450:ARG:HH11	1:B:450:ARG:HG2	1.61	0.64

Continued on next page...

Continued from previous page...

Atom-1	Atom-2	Distance(Å)	Clash(Å)
1:H:612:LEU:O	1:H:615:THR:HB	1.98	0.64
1:G:383:HIS:O	1:G:387:THR:HG23	1.97	0.64
1:H:592:ASP:O	1:H:593:LEU:HB2	1.96	0.64
1:F:305:VAL:HG23	1:F:538:ARG:HD3	1.80	0.64
1:G:172:ARG:HH21	1:G:176:LEU:HD21	1.62	0.64
1:D:178:ARG:HH12	1:D:393:SER:N	1.96	0.64
1:C:370:GLN:NE2	1:C:370:GLN:H	1.96	0.64
1:B:588:THR:CG2	1:B:596:ARG:HG3	2.28	0.64
1:D:305:VAL:CG2	1:D:538:ARG:HD3	2.27	0.64
1:G:184:ARG:NH1	1:G:186:VAL:HG12	2.12	0.64
1:E:594:VAL:HG13	1:E:595:PRO:CD	2.23	0.64
1:E:412:ASN:HD21	1:H:319:THR:HG23	1.63	0.64
1:A:166:ARG:O	1:A:170:THR:HG23	1.98	0.64
1:A:36:HIS:O	1:A:37:LEU:HB2	1.98	0.64
1:A:661:ARG:HD3	1:A:714:MSE:O	1.98	0.64
1:G:178:ARG:HH22	1:G:393:SER:C	2.01	0.64
1:C:60:LEU:HB3	1:C:82:VAL:HG12	1.79	0.64
1:H:426:ARG:NH2	1:H:488:VAL:HG23	2.12	0.64
1:H:126:ASP:OD2	1:H:126:ASP:N	2.31	0.64
1:C:547:GLN:HB2	1:C:636:LEU:HD11	1.79	0.63
1:F:415:ALA:HB1	1:F:418:VAL:HG13	1.80	0.63
1:B:696:SER:O	1:B:700:GLU:HG3	1.97	0.63
1:D:362:ARG:NE	1:D:448:MSE:HE2	2.14	0.63
1:H:679:ARG:HD3	1:H:683:PHE:CE2	2.32	0.63
1:A:43:THR:HB	1:A:327:GLU:OE1	1.98	0.63
1:D:263:LYS:HD2	1:D:263:LYS:O	1.98	0.63
1:H:588:THR:O	1:H:588:THR:HG22	1.99	0.63
1:E:449:ASN:ND2	1:E:452:LEU:HB2	2.13	0.63
1:D:69:LEU:HD13	1:D:387:THR:HG22	1.79	0.63
1:H:73:VAL:HG22	1:H:281:LEU:HD12	1.81	0.63
1:A:669:VAL:HG12	1:A:675:VAL:HG13	1.79	0.63
1:B:573:LEU:HD23	1:B:611:VAL:HG21	1.78	0.63
1:B:153:GLY:HA2	1:C:154:ARG:O	1.98	0.63
1:E:649:SER:HB2	1:E:671:GLU:OE2	1.98	0.63
1:B:444:LEU:HD23	1:B:471:ASP:HB2	1.81	0.63
1:G:48:VAL:HG13	1:G:288:MSE:HE1	1.79	0.63
1:G:615:THR:HG22	1:G:616:SER:N	2.14	0.63
1:H:535:ILE:HD11	1:H:666:TYR:CE1	2.34	0.63
1:C:520:LEU:HD22	1:C:524:LEU:HG	1.81	0.63
1:F:573:LEU:CD2	1:F:611:VAL:HG21	2.27	0.63
1:A:570:ARG:NH1	1:A:570:ARG:HG3	2.14	0.63
1:A:411:GLY:O	1:C:370:GLN:HG3	1.98	0.63

Continued on next page...

Continued from previous page...

Atom-1	Atom-2	Distance(Å)	Clash(Å)
1:F:334:LYS:HD3	1:F:661:ARG:NH2	2.04	0.62
1:C:679:ARG:HH11	1:C:679:ARG:HG2	1.64	0.62
1:B:427:LEU:O	1:B:431:GLN:HG2	1.98	0.62
1:E:438:THR:O	1:E:442:GLU:HG3	1.99	0.62
1:B:410:GLY:O	1:D:366:ARG:HD2	1.98	0.62
1:F:288:MSE:HE2	1:F:708:ASN:HA	1.81	0.62
1:E:459:GLU:HG3	1:E:683:PHE:CD1	2.34	0.62
1:A:37:LEU:HD23	1:C:381:HIS:HA	1.80	0.62
1:H:375:LEU:HD21	1:H:431:GLN:HB2	1.82	0.62
1:A:471:ASP:OD2	1:D:496:GLU:HA	1.99	0.62
1:F:303:ALA:O	1:F:538:ARG:NH1	2.32	0.62
1:C:303:ALA:HB3	1:C:443:MSE:HE2	1.80	0.62
1:F:362:ARG:HH22	1:F:448:MSE:HB2	1.62	0.62
1:A:33:ALA:O	1:A:384:ALA:HA	1.98	0.62
1:C:184:ARG:HG3	1:C:264:GLU:OE1	1.99	0.62
1:C:615:THR:HG21	1:C:617:LEU:HG	1.82	0.62
1:E:633:ALA:O	1:E:637:THR:HG22	1.99	0.62
1:C:369:PRO:HD2	1:C:370:GLN:NE2	2.15	0.62
1:C:678:ARG:HD2	2:C:728:HOH:O	2.00	0.62
1:B:270:ASN:HD22	1:B:271:GLY:H	1.47	0.62
1:F:605:ALA:HA	1:F:608:VAL:HG12	1.80	0.62
1:B:362:ARG:CZ	1:B:448:MSE:HE2	2.30	0.62
1:A:419:ALA:O	1:A:423:GLU:HG2	1.99	0.62
1:E:449:ASN:HD22	1:E:452:LEU:HB2	1.65	0.62
1:H:462:SER:C	1:H:463:LEU:HD12	2.20	0.62
1:B:576:LYS:O	1:B:580:THR:HG23	1.99	0.62
1:G:402:VAL:HG23	1:G:403:GLU:H	1.64	0.62
1:C:29:ASN:HB3	1:C:32:VAL:HG12	1.81	0.62
1:D:662:THR:HA	1:D:714:MSE:HE3	1.81	0.62
1:F:55:PRO:O	1:F:80:ARG:HD2	1.99	0.62
1:A:261:GLY:N	1:A:264:GLU:HG3	2.12	0.61
1:B:573:LEU:HD23	1:B:611:VAL:CG2	2.29	0.61
1:H:634:ILE:O	1:H:638:ARG:HG3	2.00	0.61
1:H:419:ALA:O	1:H:423:GLU:HG2	2.00	0.61
1:C:335:LEU:HD22	1:C:714:MSE:HE2	1.81	0.61
1:E:138:GLN:NE2	1:E:215:LEU:HD23	2.15	0.61
1:A:370:GLN:NE2	1:A:370:GLN:H	1.96	0.61
1:F:206:ARG:NH1	1:H:480:GLU:OE2	2.32	0.61
1:E:127:ALA:O	1:E:131:GLN:HG2	2.00	0.61
1:H:320:ARG:HD3	1:H:325:GLN:HE22	1.64	0.61
1:D:202:ILE:CD1	1:D:243:ILE:HD12	2.25	0.61
1:B:561:GLY:O	1:B:565:THR:HG23	2.00	0.61

Continued on next page...

Continued from previous page...

Atom-1	Atom-2	Distance(Å)	Clash(Å)
1:G:402:VAL:HG23	1:G:403:GLU:N	2.15	0.61
1:D:716:ALA:HA	2:D:797:HOH:O	2.01	0.61
1:F:594:VAL:HG23	1:F:595:PRO:CD	2.18	0.61
1:A:520:LEU:HD22	1:A:524:LEU:HG	1.82	0.61
1:F:30:LEU:O	1:F:42:VAL:HG21	2.00	0.61
1:G:265:GLY:O	1:G:269:VAL:HG22	2.00	0.61
1:G:459:GLU:OE1	1:G:679:ARG:NH1	2.34	0.61
1:C:368:SER:HB3	1:C:369:PRO:HD3	1.82	0.61
1:G:535:ILE:HD11	1:G:666:TYR:CE1	2.36	0.61
1:E:82:VAL:HG21	1:E:195:LEU:HD13	1.82	0.61
1:A:62:LEU:HD21	1:A:82:VAL:HG13	1.82	0.61
1:C:305:VAL:O	1:C:305:VAL:HG12	2.01	0.61
1:A:448:MSE:HE2	2:B:773:HOH:O	2.01	0.61
1:H:520:LEU:HD22	1:H:524:LEU:HG	1.83	0.61
1:C:634:ILE:HG13	1:C:635:SER:N	2.16	0.61
1:G:362:ARG:HD2	1:G:442:GLU:CD	2.21	0.60
1:A:588:THR:HG23	1:A:596:ARG:HE	1.65	0.60
1:D:203:VAL:HG23	1:D:204:PRO:HD2	1.82	0.60
1:B:183:VAL:HG23	1:B:264:GLU:HG3	1.82	0.60
1:E:669:VAL:HG12	1:E:675:VAL:HG13	1.83	0.60
1:B:611:VAL:CG2	1:B:612:LEU:HD13	2.30	0.60
1:C:375:LEU:HD21	1:C:431:GLN:HB2	1.83	0.60
1:C:339:SER:HB2	1:C:659:SER:HB3	1.84	0.60
1:B:690:THR:HA	2:B:755:HOH:O	2.01	0.60
1:G:359:ARG:O	1:G:360:GLN:HB2	2.00	0.60
1:G:369:PRO:HD2	1:G:370:GLN:NE2	2.16	0.60
1:E:419:ALA:O	1:E:423:GLU:HG2	2.02	0.60
1:F:435:LEU:O	1:F:439:GLN:HG3	2.00	0.60
1:D:239:GLY:O	1:D:240:LYS:CB	2.49	0.60
1:G:237:HIS:HB3	1:G:242:LYS:CE	2.32	0.60
1:D:305:VAL:HG12	1:D:305:VAL:O	2.02	0.60
1:G:172:ARG:HG2	1:G:172:ARG:HH11	1.67	0.60
1:C:402:VAL:HG23	1:C:403:GLU:N	2.17	0.60
1:G:453:PRO:HD2	1:G:537:LEU:HD23	1.83	0.60
1:G:247:ARG:HG2	1:G:250:MSE:HE2	1.82	0.60
1:D:645:TRP:CE2	1:D:679:ARG:HG3	2.36	0.60
2:E:778:HOH:O	1:G:497:MSE:HG3	2.00	0.60
1:A:459:GLU:OE1	1:A:679:ARG:NH1	2.35	0.60
1:H:143:LEU:CD1	1:H:204:PRO:HB3	2.31	0.60
1:G:285:ASP:O	1:G:289:LEU:HD22	2.01	0.60
1:B:247:ARG:H	1:B:247:ARG:HD2	1.67	0.59
1:C:401:ASP:O	1:C:402:VAL:HG22	2.01	0.59

Continued on next page...

Continued from previous page...

Atom-1	Atom-2	Distance(Å)	Clash(Å)
1:H:557:ASP:OD1	1:H:570:ARG:HD2	2.02	0.59
1:F:125:GLU:O	1:F:128:ILE:HG22	2.02	0.59
1:C:593:LEU:HD11	1:C:637:THR:HG21	1.83	0.59
1:D:463:LEU:HD13	1:D:682:VAL:HG11	1.84	0.59
1:C:418:VAL:CG2	1:C:506:ALA:HB1	2.31	0.59
1:C:631:GLU:O	1:C:634:ILE:HG12	2.03	0.59
1:B:216:SER:HB3	1:B:217:PRO:HD3	1.84	0.59
1:C:178:ARG:HH21	1:C:394:THR:CB	2.14	0.59
1:A:678:ARG:HH21	1:D:136:GLU:HG3	1.67	0.59
1:H:679:ARG:HD2	1:H:684:LEU:HD21	1.83	0.59
1:A:557:ASP:OD1	1:A:570:ARG:NH1	2.35	0.59
1:F:359:ARG:HG2	1:G:409:HIS:CB	2.32	0.59
1:A:399:LEU:HD12	1:C:315:LEU:HD23	1.83	0.59
1:A:588:THR:CG2	1:A:596:ARG:HE	2.16	0.59
1:F:535:ILE:HD11	1:F:666:TYR:HD1	1.67	0.59
1:C:178:ARG:HH21	1:C:394:THR:HB	1.68	0.59
1:D:283:LEU:CD2	1:D:386:LEU:HD12	2.32	0.59
1:A:175:SER:O	1:A:178:ARG:HD3	2.02	0.59
1:B:520:LEU:HD22	1:B:524:LEU:HG	1.84	0.59
1:H:548:PHE:O	1:H:552:ILE:HG13	2.03	0.59
1:H:531:VAL:O	1:H:535:ILE:HG23	2.03	0.59
1:G:580:THR:OG1	1:G:607:THR:HG21	2.03	0.59
1:D:368:SER:HB3	1:D:369:PRO:HD3	1.82	0.59
1:C:290:SER:O	1:C:294:GLN:HG3	2.02	0.59
1:F:564:MSE:SE	1:F:570:ARG:HG2	2.53	0.59
1:F:75:ALA:O	1:F:166:ARG:NH1	2.36	0.59
1:D:588:THR:OG1	1:D:596:ARG:NH1	2.36	0.59
1:D:194:PHE:HE1	1:D:250:MSE:HE3	1.68	0.59
1:C:266:LEU:O	1:C:270:ASN:HB2	2.03	0.59
1:C:615:THR:CG2	1:C:616:SER:H	2.12	0.59
1:B:176:LEU:HD22	1:B:183:VAL:HG11	1.84	0.59
1:F:577:VAL:O	1:F:581:LEU:HB2	2.03	0.59
1:A:375:LEU:HD21	1:A:431:GLN:HB2	1.85	0.59
1:B:567:SER:O	1:B:568:ASN:HB3	2.03	0.59
1:C:300:THR:HA	1:C:443:MSE:HE1	1.85	0.59
1:B:389:GLU:OE1	1:D:320:ARG:NH1	2.35	0.59
1:G:446:ALA:HA	1:G:449:ASN:ND2	2.18	0.59
1:D:128:ILE:O	1:D:132:LYS:HG3	2.02	0.58
1:E:463:LEU:HB3	1:E:682:VAL:HG21	1.84	0.58
1:B:247:ARG:HH11	1:B:247:ARG:CB	2.04	0.58
1:G:669:VAL:HG12	1:G:675:VAL:HG13	1.84	0.58
1:G:446:ALA:HA	1:G:449:ASN:HD21	1.68	0.58

Continued on next page...

Continued from previous page...

Atom-1	Atom-2	Distance(Å)	Clash(Å)
1:F:289:LEU:HG	1:F:520:LEU:HD13	1.85	0.58
1:F:320:ARG:HG3	1:G:393:SER:CB	2.33	0.58
1:B:481:LEU:HD21	1:B:519:VAL:HG23	1.83	0.58
1:A:445:ASN:ND2	1:A:448:MSE:HE3	2.18	0.58
1:D:679:ARG:HH11	1:D:679:ARG:HG2	1.68	0.58
1:B:593:LEU:HD21	1:B:637:THR:HG23	1.84	0.58
1:A:183:VAL:HG13	1:A:188:LEU:HD11	1.85	0.58
1:E:459:GLU:HG3	1:E:683:PHE:CG	2.38	0.58
1:B:305:VAL:CG2	1:B:538:ARG:HD3	2.34	0.58
1:H:143:LEU:N	1:H:143:LEU:HD12	2.17	0.58
1:G:232:LYS:HE3	1:G:243:ILE:CG2	2.34	0.58
1:H:185:LEU:O	1:H:189:GLU:HG3	2.03	0.58
1:H:561:GLY:O	1:H:565:THR:HG23	2.04	0.57
1:D:29:ASN:HB3	1:D:32:VAL:HG12	1.86	0.57
1:H:608:VAL:HG13	1:H:612:LEU:HD22	1.86	0.57
1:B:548:PHE:CZ	1:B:633:ALA:HB2	2.39	0.57
1:B:682:VAL:HG12	1:B:682:VAL:O	2.04	0.57
1:E:581:LEU:O	1:E:585:LEU:HD22	2.04	0.57
1:E:615:THR:HG21	1:E:617:LEU:HD12	1.85	0.57
1:F:29:ASN:O	1:F:30:LEU:HB2	2.03	0.57
1:G:184:ARG:HH11	1:G:184:ARG:HB2	1.69	0.57
1:C:372:LEU:O	1:C:376:VAL:HG23	2.03	0.57
1:A:283:LEU:HD22	1:A:386:LEU:HD12	1.86	0.57
1:C:185:LEU:CD1	1:C:185:LEU:H	2.05	0.57
1:F:471:ASP:OD2	1:H:497:MSE:HE2	2.04	0.57
1:H:404:ASN:O	1:H:406:THR:HG23	2.03	0.57
1:A:567:SER:HB2	1:A:569:LEU:HD22	1.87	0.57
1:F:645:TRP:CE2	1:F:679:ARG:HG3	2.40	0.57
1:C:359:ARG:O	1:C:360:GLN:HB3	2.03	0.57
1:E:88:ASP:H	1:E:91:ARG:HD3	1.69	0.57
1:A:449:ASN:HB2	1:A:452:LEU:HD12	1.85	0.57
1:H:134:LEU:HD21	1:H:269:VAL:HG21	1.86	0.57
1:G:548:PHE:CE2	1:G:552:ILE:HD11	2.39	0.57
1:B:37:LEU:HD21	1:D:380:ILE:HG22	1.86	0.57
1:C:528:LEU:HD12	1:C:698:ILE:HD13	1.86	0.57
1:C:176:LEU:HD13	1:C:183:VAL:HG11	1.87	0.57
1:A:266:LEU:HD23	1:A:266:LEU:O	2.04	0.57
1:F:601:PHE:CZ	1:F:629:ALA:HB1	2.39	0.57
1:A:134:LEU:HD21	1:A:269:VAL:HG21	1.85	0.57
1:E:426:ARG:NH2	1:E:488:VAL:HG23	2.20	0.57
1:B:438:THR:HA	1:B:441:THR:HG22	1.87	0.57
1:E:415:ALA:HB1	1:E:418:VAL:HG13	1.87	0.57

Continued on next page...

Continued from previous page...

Atom-1	Atom-2	Distance(Å)	Clash(Å)
1:H:588:THR:HG22	1:H:596:ARG:HH11	1.70	0.57
1:E:679:ARG:HD2	1:E:683:PHE:CD2	2.39	0.57
1:A:298:ALA:HB1	1:A:336:LEU:HD13	1.87	0.57
1:D:270:ASN:HD22	1:D:396:ASP:HA	1.69	0.57
1:F:560:PHE:HB2	1:F:564:MSE:HE2	1.86	0.57
1:A:206:ARG:HH11	1:A:511:ARG:HH22	1.53	0.57
1:A:50:LYS:HD3	1:A:50:LYS:O	2.04	0.57
1:A:59:THR:HG21	1:A:83:ARG:HD3	1.87	0.56
1:D:178:ARG:HH12	1:D:393:SER:CA	2.18	0.56
1:F:418:VAL:HG22	1:F:506:ALA:HB1	1.87	0.56
1:G:497:MSE:HB2	1:G:499:ASN:ND2	2.20	0.56
1:A:319:THR:HG21	1:C:399:LEU:HD13	1.86	0.56
1:F:52:LEU:HD12	1:F:712:LEU:HD22	1.87	0.56
1:C:87:SER:OG	1:C:90:ILE:HG12	2.05	0.56
1:E:466:HIS:HE1	1:E:533:GLN:HG3	1.70	0.56
1:G:36:HIS:O	1:G:37:LEU:HB2	2.06	0.56
1:D:101:LEU:HD21	1:D:263:LYS:CB	2.35	0.56
1:B:139:LEU:HD23	1:C:690:THR:HG21	1.86	0.56
1:B:160:LEU:HD12	1:B:205:LEU:HD12	1.86	0.56
1:B:459:GLU:HG3	1:B:683:PHE:CD1	2.40	0.56
1:H:422:MSE:HE2	1:H:422:MSE:HA	1.87	0.56
1:G:266:LEU:N	1:G:266:LEU:HD12	2.19	0.56
1:H:548:PHE:CZ	1:H:633:ALA:HB2	2.40	0.56
1:E:630:ALA:O	1:E:634:ILE:HG12	2.05	0.56
1:D:585:LEU:HD21	1:D:597:TRP:CH2	2.41	0.56
1:F:143:LEU:CD1	1:F:204:PRO:HA	2.35	0.56
1:G:48:VAL:CG2	1:G:288:MSE:HE1	2.35	0.56
1:G:615:THR:CG2	1:G:616:SER:N	2.69	0.56
1:A:206:ARG:NH1	1:A:511:ARG:NH2	2.53	0.56
1:E:169:MSE:HE3	1:E:221:ILE:HG23	1.87	0.56
1:H:556:ILE:HD13	1:H:573:LEU:CD1	2.36	0.56
1:F:593:LEU:HD11	1:F:637:THR:HG21	1.87	0.56
1:A:69:LEU:HG	1:A:280:THR:HG23	1.86	0.56
1:E:383:HIS:O	1:E:387:THR:HG23	2.06	0.56
1:B:588:THR:HG22	1:B:596:ARG:NH1	2.17	0.56
1:G:662:THR:HA	1:G:714:MSE:HE3	1.87	0.56
1:E:532:LEU:HD23	1:E:535:ILE:HD11	1.86	0.56
1:B:707:ILE:O	1:B:710:VAL:HG13	2.05	0.56
1:B:339:SER:HB2	1:B:659:SER:HB3	1.87	0.56
1:H:535:ILE:HD11	1:H:666:TYR:CD1	2.41	0.56
1:D:173:VAL:O	1:D:177:THR:HG23	2.05	0.56
1:C:39:THR:HG22	1:C:41:GLN:H	1.70	0.56

Continued on next page...

Continued from previous page...

Atom-1	Atom-2	Distance(Å)	Clash(Å)
1:G:405:LYS:HE3	2:G:766:HOH:O	2.06	0.56
1:A:615:THR:CG2	1:A:616:SER:N	2.69	0.56
1:G:235:VAL:HG12	1:G:236:VAL:N	2.21	0.56
1:B:101:LEU:HD22	1:B:400:ILE:HD11	1.86	0.56
1:D:238:GLU:HA	1:D:238:GLU:OE2	2.06	0.56
1:F:438:THR:O	1:F:442:GLU:HG3	2.06	0.56
1:F:445:ASN:HA	1:H:497:MSE:HG2	1.87	0.56
1:H:217:PRO:HB2	1:H:274:VAL:HG21	1.88	0.56
1:G:33:ALA:O	1:G:384:ALA:HA	2.06	0.56
1:F:359:ARG:HG2	1:G:409:HIS:CG	2.41	0.56
1:A:28:THR:HG22	1:A:29:ASN:N	2.21	0.56
1:H:237:HIS:CE1	1:H:252:LEU:HD21	2.41	0.56
1:B:611:VAL:HG23	1:B:612:LEU:CD1	2.34	0.55
1:C:607:THR:O	1:C:611:VAL:HG12	2.06	0.55
1:E:137:HIS:CE1	1:E:138:GLN:HE21	2.24	0.55
1:B:645:TRP:CD1	1:B:679:ARG:NE	2.71	0.55
1:F:137:HIS:CE1	1:F:138:GLN:HE21	2.24	0.55
1:B:679:ARG:NH1	1:B:683:PHE:CE2	2.75	0.55
1:D:535:ILE:HD13	1:D:658:LEU:HD21	1.87	0.55
1:B:30:LEU:HA	1:B:33:ALA:O	2.05	0.55
1:C:242:LYS:HD2	1:C:242:LYS:N	2.21	0.55
1:B:152:LEU:HD11	1:C:147:PHE:CE2	2.42	0.55
1:B:540:ILE:HD11	1:B:644:PHE:CD2	2.41	0.55
1:F:334:LYS:HG2	1:F:661:ARG:HE	1.72	0.55
1:F:319:THR:HG21	1:G:412:ASN:HD22	1.71	0.55
1:A:169:MSE:HE3	1:A:221:ILE:HG23	1.89	0.55
1:E:317:ASP:HA	1:E:326:ILE:HD11	1.88	0.55
1:C:359:ARG:NH1	1:C:360:GLN:HB2	2.19	0.55
1:E:623:ASN:O	1:E:627:VAL:HG23	2.07	0.55
1:B:270:ASN:ND2	1:B:271:GLY:H	2.03	0.55
1:E:156:LEU:O	1:E:159:SER:HB3	2.06	0.55
1:D:181:SER:O	1:D:182:ALA:HB3	2.05	0.55
1:C:561:GLY:H	1:C:564:MSE:HG3	1.71	0.55
1:C:557:ASP:OD2	1:C:570:ARG:NH1	2.40	0.55
1:E:247:ARG:HA	1:E:250:MSE:CE	2.36	0.55
1:B:296:LEU:HD23	1:B:524:LEU:HD22	1.89	0.55
1:C:583:LYS:HE2	1:D:584:ARG:NH2	2.22	0.55
1:C:167:GLY:O	1:C:171:ILE:HG13	2.07	0.55
1:C:422:MSE:HE2	1:C:422:MSE:HA	1.89	0.55
1:C:645:TRP:CE2	1:C:679:ARG:HG3	2.41	0.55
1:G:605:ALA:HA	1:G:608:VAL:HG13	1.89	0.55
1:H:265:GLY:O	1:H:269:VAL:HG22	2.07	0.55

Continued on next page...

Continued from previous page...

Atom-1	Atom-2	Distance(Å)	Clash(Å)
1:D:298:ALA:HB1	1:D:336:LEU:HD13	1.87	0.55
1:E:375:LEU:HD11	1:E:431:GLN:OE1	2.07	0.55
1:H:368:SER:OG	1:H:369:PRO:HD3	2.07	0.55
1:C:94:ILE:O	1:C:98:VAL:HG23	2.07	0.55
1:G:531:VAL:O	1:G:535:ILE:HG23	2.06	0.55
1:B:545:LYS:HD2	1:B:545:LYS:O	2.06	0.55
1:E:594:VAL:CG1	1:E:595:PRO:HD3	2.29	0.54
1:B:615:THR:HG23	1:B:616:SER:N	2.21	0.54
1:D:362:ARG:CZ	1:D:448:MSE:HE2	2.37	0.54
1:A:32:VAL:HG12	1:A:50:LYS:HG3	1.89	0.54
1:D:258:VAL:HG12	1:D:259:VAL:N	2.22	0.54
1:C:270:ASN:HD22	1:C:396:ASP:HB3	1.72	0.54
1:C:237:HIS:CB	1:C:242:LYS:HD3	2.36	0.54
1:A:91:ARG:O	1:A:95:ASP:OD1	2.25	0.54
1:H:454:SER:OG	1:H:455:CYS:N	2.40	0.54
1:B:670:ARG:HD3	1:B:675:VAL:O	2.07	0.54
1:C:359:ARG:C	1:C:359:ARG:HD2	2.28	0.54
1:B:412:ASN:HB3	1:D:320:ARG:HD2	1.90	0.54
1:B:303:ALA:O	1:B:538:ARG:NH1	2.40	0.54
1:G:272:THR:HG21	1:G:415:ALA:HB2	1.88	0.54
1:H:184:ARG:HD3	1:H:264:GLU:OE1	2.06	0.54
1:A:143:LEU:CD1	1:A:204:PRO:HA	2.37	0.54
1:C:219:SER:HA	1:C:269:VAL:HG11	1.89	0.54
1:G:238:GLU:O	1:G:238:GLU:HG3	2.07	0.54
1:D:496:GLU:O	1:D:497:MSE:HB2	2.08	0.54
1:H:696:SER:O	1:H:700:GLU:HG3	2.08	0.54
1:B:363:TYR:CE2	1:D:500:GLN:HG2	2.42	0.54
1:B:608:VAL:HG13	1:B:612:LEU:HD22	1.89	0.54
1:B:250:MSE:HE2	1:B:255:LEU:HB3	1.89	0.54
1:G:417:ALA:O	1:G:421:THR:HG23	2.08	0.54
1:E:271:GLY:HA2	1:E:395:THR:O	2.07	0.54
1:D:135:LEU:O	1:D:139:LEU:HG	2.07	0.54
1:C:497:MSE:HB2	1:C:499:ASN:ND2	2.22	0.54
1:C:126:ASP:CG	1:C:127:ALA:H	2.11	0.54
1:B:270:ASN:OD1	1:B:397:ASN:N	2.39	0.54
1:H:131:GLN:HG3	1:H:265:GLY:HA3	1.89	0.54
1:G:184:ARG:HH11	1:G:184:ARG:CB	2.21	0.54
1:G:184:ARG:NH1	1:G:186:VAL:CG1	2.71	0.54
1:F:592:ASP:O	1:F:596:ARG:HB2	2.08	0.54
1:H:588:THR:HG22	1:H:596:ARG:HG3	1.90	0.54
1:G:527:HIS:O	1:G:531:VAL:HG22	2.07	0.54
1:C:271:GLY:HA2	1:C:395:THR:O	2.07	0.54

Continued on next page...

Continued from previous page...

Atom-1	Atom-2	Distance(Å)	Clash(Å)
1:F:244:LEU:N	1:F:244:LEU:HD12	2.22	0.54
1:F:404:ASN:HD22	1:F:404:ASN:N	2.06	0.54
1:A:608:VAL:HG21	1:A:622:VAL:HG13	1.90	0.53
1:F:561:GLY:HA2	1:F:564:MSE:HE3	1.89	0.53
1:E:298:ALA:HB1	1:E:336:LEU:HD13	1.90	0.53
1:C:419:ALA:O	1:C:423:GLU:HG2	2.09	0.53
1:C:455:CYS:O	1:C:456:LEU:HB2	2.07	0.53
1:C:181:SER:O	1:C:182:ALA:HB3	2.08	0.53
1:B:557:ASP:OD1	1:B:570:ARG:HD2	2.08	0.53
1:G:143:LEU:CD1	1:G:204:PRO:HA	2.38	0.53
1:E:30:LEU:O	1:E:42:VAL:HG21	2.07	0.53
1:G:151:ARG:HG2	1:G:151:ARG:HH11	1.73	0.53
1:E:262:PRO:O	1:E:264:GLU:N	2.39	0.53
1:A:35:SER:N	1:A:384:ALA:HB2	2.24	0.53
1:E:548:PHE:CE2	1:E:552:ILE:HD11	2.43	0.53
1:E:28:THR:O	1:E:29:ASN:HB2	2.07	0.53
1:H:345:HIS:CG	1:H:346:GLU:H	2.27	0.53
1:B:130:LEU:O	1:B:134:LEU:HD13	2.09	0.53
1:C:669:VAL:HG12	1:C:675:VAL:HG13	1.90	0.53
1:B:394:THR:HB	1:D:319:THR:OG1	2.07	0.53
1:A:446:ALA:HA	1:A:449:ASN:HD21	1.73	0.53
1:F:593:LEU:HD21	1:F:637:THR:CG2	2.38	0.53
1:H:383:HIS:O	1:H:387:THR:HG23	2.09	0.53
1:E:343:VAL:HG12	1:E:345:HIS:H	1.72	0.53
1:H:535:ILE:HG13	1:H:536:ASP:N	2.23	0.53
1:F:535:ILE:HD11	1:F:666:TYR:CD1	2.42	0.53
1:E:176:LEU:HD22	1:E:183:VAL:HG11	1.89	0.53
1:H:187:VAL:HG22	1:H:258:VAL:HG11	1.90	0.53
1:H:615:THR:HG23	1:H:616:SER:N	2.24	0.53
1:B:593:LEU:HD21	1:B:637:THR:CG2	2.38	0.53
1:C:639:GLN:HE21	1:C:643:THR:HG22	1.74	0.53
1:G:172:ARG:HG2	1:G:172:ARG:NH1	2.22	0.53
1:A:659:SER:O	1:A:663:GLN:HB2	2.08	0.53
1:H:85:LYS:HB3	1:H:90:ILE:CD1	2.39	0.53
1:H:124:THR:O	1:H:127:ALA:HB3	2.09	0.53
1:B:411:GLY:HA2	1:B:413:PHE:CE2	2.43	0.53
1:D:406:THR:HG22	1:D:407:SER:N	2.24	0.53
1:C:567:SER:OG	1:C:569:LEU:HD22	2.09	0.53
1:G:619:LEU:HD12	1:H:615:THR:HG22	1.90	0.53
1:C:237:HIS:HB3	1:C:242:LYS:NZ	2.24	0.53
1:H:588:THR:HG23	1:H:591:TYR:CG	2.44	0.53
1:D:178:ARG:HH12	1:D:393:SER:C	2.11	0.53

Continued on next page...

Continued from previous page...

Atom-1	Atom-2	Distance(Å)	Clash(Å)
1:F:633:ALA:O	1:F:637:THR:HG22	2.08	0.53
1:A:504:SER:O	1:A:505:LEU:HB2	2.07	0.53
1:H:360:GLN:O	1:H:361:ASP:HB2	2.09	0.53
1:A:160:LEU:HD12	1:A:205:LEU:HD12	1.89	0.53
1:C:237:HIS:HB3	1:C:242:LYS:CD	2.38	0.52
1:F:500:GLN:HG2	1:G:363:TYR:CZ	2.44	0.52
1:C:637:THR:HG23	1:C:638:ARG:N	2.24	0.52
1:A:546:LYS:HE2	1:A:657:TYR:OH	2.09	0.52
1:B:160:LEU:HB2	1:B:203:VAL:HG23	1.91	0.52
1:B:173:VAL:O	1:B:177:THR:HG23	2.10	0.52
1:A:594:VAL:CG1	1:A:595:PRO:CD	2.88	0.52
1:C:300:THR:HG23	1:C:443:MSE:CE	2.34	0.52
1:A:418:VAL:CG2	1:A:506:ALA:HB1	2.39	0.52
1:B:89:GLU:H	1:B:89:GLU:CD	2.12	0.52
1:E:228:HIS:HB3	1:E:231:SER:OG	2.09	0.52
1:B:588:THR:HG22	1:B:588:THR:O	2.09	0.52
1:D:429:LEU:HD22	1:D:520:LEU:HD12	1.91	0.52
1:D:562:SER:O	1:D:565:THR:HG22	2.09	0.52
1:G:462:SER:HB2	1:G:592:ASP:OD1	2.09	0.52
1:B:456:LEU:HD21	1:B:534:ALA:HB2	1.90	0.52
1:G:246:ALA:O	1:G:250:MSE:HG2	2.09	0.52
1:G:237:HIS:O	1:G:238:GLU:HG2	2.09	0.52
1:G:187:VAL:HG22	1:G:258:VAL:HG11	1.92	0.52
1:F:463:LEU:HD13	1:F:682:VAL:HG11	1.90	0.52
1:D:260:LEU:H	1:D:260:LEU:HD22	1.72	0.52
1:F:319:THR:HG21	1:G:412:ASN:ND2	2.25	0.52
1:E:131:GLN:NE2	1:E:265:GLY:H	2.07	0.52
1:E:247:ARG:HA	1:E:250:MSE:HE3	1.90	0.52
1:D:97:SER:OG	1:D:182:ALA:HA	2.09	0.52
1:G:219:SER:HA	1:G:269:VAL:CG1	2.39	0.52
1:H:314:PHE:O	1:H:319:THR:HG22	2.10	0.52
1:A:319:THR:HB	1:C:394:THR:HG23	1.90	0.52
1:F:535:ILE:HD12	1:F:658:LEU:HD21	1.92	0.52
1:A:169:MSE:HE2	1:A:191:LEU:HD22	1.91	0.52
1:G:190:ALA:HB2	1:G:258:VAL:HG21	1.90	0.52
1:H:418:VAL:CG2	1:H:506:ALA:HB1	2.40	0.52
1:B:594:VAL:HA	1:B:634:ILE:HD13	1.91	0.52
1:E:615:THR:HG23	1:E:616:SER:H	1.75	0.52
1:F:29:ASN:C	1:F:31:ALA:H	2.13	0.52
1:C:709:ASN:O	1:C:713:LYS:HG3	2.10	0.52
1:G:30:LEU:O	1:G:42:VAL:HG21	2.10	0.52
1:G:367:THR:HA	1:G:370:GLN:NE2	2.25	0.52

Continued on next page...

Continued from previous page...

Atom-1	Atom-2	Distance(Å)	Clash(Å)
1:C:623:ASN:O	1:C:627:VAL:HG23	2.10	0.52
1:B:375:LEU:HD23	1:B:432:ILE:HG13	1.91	0.52
1:B:470:LEU:HD11	1:B:691:ILE:HG21	1.92	0.52
1:C:466:HIS:HE1	1:C:533:GLN:HG3	1.74	0.52
1:H:339:SER:HB2	1:H:659:SER:HB3	1.91	0.52
1:D:406:THR:HG22	1:D:407:SER:H	1.75	0.52
1:D:528:LEU:O	1:D:531:VAL:HG12	2.10	0.52
1:C:540:ILE:HD11	1:C:644:PHE:CG	2.45	0.52
1:H:647:ALA:O	1:H:648:ALA:HB2	2.10	0.51
1:D:101:LEU:HD21	1:D:263:LYS:HB2	1.92	0.51
1:H:459:GLU:OE1	1:H:679:ARG:NH1	2.42	0.51
1:E:394:THR:HB	1:H:319:THR:OG1	2.09	0.51
1:C:304:MSE:O	1:C:305:VAL:HB	2.09	0.51
1:F:588:THR:C	1:F:590:SER:H	2.14	0.51
1:G:269:VAL:O	1:G:269:VAL:HG23	2.10	0.51
1:A:399:LEU:HD11	1:A:412:ASN:HD22	1.75	0.51
1:H:128:ILE:O	1:H:132:LYS:HG3	2.09	0.51
1:E:612:LEU:O	1:E:615:THR:HB	2.11	0.51
1:C:588:THR:CG2	1:C:588:THR:O	2.58	0.51
1:F:561:GLY:CA	1:F:564:MSE:HE3	2.41	0.51
1:B:637:THR:O	1:B:640:VAL:HG12	2.10	0.51
1:G:48:VAL:HG22	1:G:288:MSE:CE	2.40	0.51
1:C:237:HIS:HB3	1:C:242:LYS:CE	2.41	0.51
1:C:634:ILE:O	1:C:637:THR:HG22	2.09	0.51
1:C:176:LEU:HD22	1:C:183:VAL:HG11	1.91	0.51
1:B:363:TYR:CZ	1:D:500:GLN:HG2	2.45	0.51
1:H:690:THR:HA	2:H:750:HOH:O	2.10	0.51
1:H:101:LEU:HD11	1:H:263:LYS:HB3	1.92	0.51
1:G:48:VAL:CG1	1:G:288:MSE:HE1	2.41	0.51
1:B:176:LEU:HD22	1:B:183:VAL:CG1	2.40	0.51
1:G:266:LEU:H	1:G:266:LEU:CD1	2.23	0.51
1:H:305:VAL:HG23	1:H:538:ARG:HD3	1.91	0.51
1:B:142:VAL:HG11	1:C:522:LEU:HD22	1.92	0.51
1:H:564:MSE:O	1:H:567:SER:HB3	2.10	0.51
1:A:32:VAL:HG12	1:A:50:LYS:CD	2.39	0.51
1:H:556:ILE:HG21	1:H:573:LEU:HD12	1.91	0.51
1:B:575:GLU:O	1:B:579:LYS:HG3	2.10	0.51
1:C:563:ALA:HB1	1:C:615:THR:CG2	2.40	0.51
1:A:531:VAL:O	1:A:535:ILE:HG23	2.11	0.51
1:G:203:VAL:HG23	1:G:204:PRO:HD2	1.91	0.51
1:F:129:SER:HB3	1:H:463:LEU:HD23	1.93	0.51
1:C:178:ARG:HH21	1:C:394:THR:N	2.08	0.51

Continued on next page...

Continued from previous page...

Atom-1	Atom-2	Distance(Å)	Clash(Å)
1:D:266:LEU:O	1:D:270:ASN:HB2	2.10	0.51
1:F:162:LEU:HD13	2:F:749:HOH:O	2.09	0.51
1:B:64:GLY:O	1:B:178:ARG:NH1	2.32	0.51
1:D:52:LEU:HD12	1:D:712:LEU:HD22	1.93	0.51
1:A:244:LEU:HD12	1:A:244:LEU:C	2.31	0.51
1:G:401:ASP:O	1:G:403:GLU:N	2.44	0.51
1:E:131:GLN:HE22	1:E:265:GLY:H	1.59	0.51
1:A:206:ARG:HH11	1:A:511:ARG:NH2	2.08	0.51
1:F:130:LEU:HD23	1:F:130:LEU:O	2.11	0.51
1:B:297:THR:O	1:B:301:VAL:HG23	2.11	0.51
1:D:340:ARG:HG2	1:D:340:ARG:HH11	1.74	0.51
1:A:183:VAL:HA	1:A:264:GLU:OE1	2.11	0.51
1:B:588:THR:C	1:B:596:ARG:NH1	2.64	0.51
1:C:178:ARG:NH2	1:C:394:THR:N	2.58	0.51
1:G:87:SER:OG	1:G:90:ILE:HG12	2.11	0.51
1:E:253:PHE:HB2	1:E:255:LEU:HD23	1.93	0.51
1:F:101:LEU:HD11	1:F:400:ILE:CD1	2.41	0.51
1:C:187:VAL:HG22	1:C:258:VAL:HG11	1.92	0.51
1:H:176:LEU:HD22	1:H:183:VAL:HG11	1.93	0.51
1:E:187:VAL:HG22	1:E:258:VAL:HG11	1.93	0.51
1:B:561:GLY:HA2	1:B:564:MSE:HE3	1.93	0.51
1:G:250:MSE:HE3	1:G:257:PRO:HD3	1.92	0.51
1:B:450:ARG:CG	1:B:450:ARG:HH11	2.23	0.51
1:E:69:LEU:HD22	1:E:387:THR:HG22	1.93	0.51
1:G:321:PRO:O	1:G:323:PRO:HD3	2.11	0.51
1:E:146:SER:OG	1:E:147:PHE:N	2.42	0.51
1:A:38:PRO:HB3	1:A:323:PRO:HD2	1.93	0.50
1:A:362:ARG:HD2	1:A:442:GLU:CD	2.31	0.50
1:H:547:GLN:O	1:H:550:PRO:HD2	2.11	0.50
1:E:164:VAL:HG21	1:E:278:MSE:HE3	1.94	0.50
1:F:556:ILE:HD12	1:F:574:VAL:HG12	1.93	0.50
1:H:387:THR:HG22	2:H:786:HOH:O	2.11	0.50
1:C:623:ASN:OD1	1:D:610:GLU:HG2	2.11	0.50
1:F:444:LEU:HD23	1:F:456:LEU:HD13	1.94	0.50
1:H:288:MSE:HE2	1:H:708:ASN:HA	1.93	0.50
1:G:271:GLY:HA2	1:G:395:THR:O	2.11	0.50
1:C:713:LYS:HZ2	1:C:713:LYS:HB3	1.75	0.50
1:A:394:THR:HG23	1:C:319:THR:HB	1.92	0.50
1:A:669:VAL:CG1	1:A:675:VAL:HG13	2.41	0.50
1:C:552:ILE:O	1:C:556:ILE:HG13	2.12	0.50
1:B:29:ASN:HB3	1:B:32:VAL:HG12	1.93	0.50
1:H:295:SER:O	1:H:299:MSE:HG3	2.11	0.50

Continued on next page...

Continued from previous page...

Atom-1	Atom-2	Distance(Å)	Clash(Å)
1:F:605:ALA:C	1:F:608:VAL:HG12	2.31	0.50
1:D:240:LYS:HB2	1:D:240:LYS:HZ3	1.76	0.50
1:E:560:PHE:HB2	1:E:564:MSE:HE2	1.92	0.50
1:C:573:LEU:HD23	1:C:611:VAL:HG11	1.92	0.50
1:E:471:ASP:OD2	1:G:496:GLU:HA	2.11	0.50
1:D:283:LEU:HD23	1:D:386:LEU:HD12	1.94	0.50
1:B:418:VAL:HG22	1:B:506:ALA:HB1	1.93	0.50
1:H:679:ARG:HD3	1:H:683:PHE:HD2	1.74	0.50
1:H:535:ILE:CD1	1:H:658:LEU:HD11	2.41	0.50
1:E:532:LEU:HD12	1:E:669:VAL:HG11	1.92	0.50
1:B:412:ASN:OD1	1:D:320:ARG:HD3	2.11	0.50
1:C:190:ALA:HB2	1:C:258:VAL:HG21	1.94	0.50
1:C:301:VAL:HG22	1:C:365:LEU:HD13	1.93	0.50
1:A:402:VAL:HG23	1:A:403:GLU:N	2.26	0.50
1:D:96:LYS:HD2	1:D:402:VAL:HG11	1.93	0.50
1:H:194:PHE:HE1	1:H:250:MSE:HE3	1.77	0.50
1:F:305:VAL:O	1:F:305:VAL:CG1	2.56	0.50
1:E:87:SER:O	1:E:88:ASP:HB2	2.12	0.50
1:H:707:ILE:O	1:H:710:VAL:HG13	2.11	0.50
1:C:291:LEU:HD22	1:C:715:LEU:HD13	1.93	0.50
1:G:64:GLY:O	1:G:178:ARG:HD2	2.10	0.50
1:F:305:VAL:CG2	1:F:538:ARG:HD3	2.40	0.50
1:G:615:THR:HG22	1:G:617:LEU:N	2.26	0.50
1:H:87:SER:O	1:H:91:ARG:HG2	2.11	0.50
1:H:87:SER:H	1:H:91:ARG:NH1	2.09	0.50
1:H:592:ASP:O	1:H:593:LEU:CB	2.59	0.50
1:D:32:VAL:HA	1:D:50:LYS:HE2	1.94	0.50
1:C:176:LEU:HD22	1:C:183:VAL:CG1	2.42	0.50
1:D:172:ARG:HA	1:D:172:ARG:HE	1.76	0.50
1:F:383:HIS:O	1:F:387:THR:HG23	2.12	0.50
1:C:237:HIS:ND1	1:C:238:GLU:HG2	2.27	0.50
1:E:527:HIS:O	1:E:531:VAL:CG2	2.60	0.50
1:G:533:GLN:O	1:G:537:LEU:HD13	2.12	0.50
1:B:645:TRP:CD2	1:B:679:ARG:HD2	2.47	0.50
1:D:552:ILE:O	1:D:556:ILE:HG13	2.11	0.50
1:B:435:LEU:O	1:B:439:GLN:HG3	2.12	0.50
1:D:637:THR:O	1:D:640:VAL:HG12	2.12	0.50
1:F:216:SER:O	1:F:219:SER:HB3	2.12	0.49
1:G:142:VAL:O	1:G:143:LEU:HD13	2.12	0.49
1:A:206:ARG:NH1	1:A:511:ARG:HH22	2.09	0.49
1:G:305:VAL:HG12	1:G:305:VAL:O	2.12	0.49
1:A:450:ARG:HG2	1:A:450:ARG:HH11	1.77	0.49

Continued on next page...

Continued from previous page...

Atom-1	Atom-2	Distance(Å)	Clash(Å)
1:F:215:LEU:HD22	1:F:215:LEU:H	1.77	0.49
1:E:412:ASN:ND2	1:H:319:THR:HG23	2.25	0.49
1:A:35:SER:H	1:A:384:ALA:HB2	1.77	0.49
1:F:679:ARG:NH1	1:F:683:PHE:CE2	2.80	0.49
1:H:305:VAL:O	1:H:305:VAL:HG12	2.12	0.49
1:A:470:LEU:HD22	1:A:526:THR:HG23	1.93	0.49
1:B:288:MSE:HE2	1:B:708:ASN:CB	2.42	0.49
1:C:169:MSE:HE2	1:C:191:LEU:CD2	2.42	0.49
1:H:178:ARG:HH12	1:H:392:GLN:C	2.15	0.49
1:F:359:ARG:HG2	1:G:409:HIS:HB2	1.93	0.49
1:D:283:LEU:HD22	1:D:386:LEU:HD12	1.93	0.49
1:E:427:LEU:O	1:E:431:GLN:HG3	2.11	0.49
1:H:184:ARG:HB3	1:H:186:VAL:HG12	1.95	0.49
1:B:83:ARG:HH21	1:B:86:ASP:HB2	1.76	0.49
1:F:545:LYS:O	1:F:545:LYS:HE2	2.13	0.49
1:E:462:SER:HB2	1:E:592:ASP:OD2	2.12	0.49
1:A:39:THR:O	1:A:40:THR:HB	2.12	0.49
1:G:51:MSE:HE1	1:G:288:MSE:HE3	1.93	0.49
1:A:362:ARG:HD2	1:A:442:GLU:OE1	2.12	0.49
1:E:572:GLU:HG2	1:E:576:LYS:HD2	1.94	0.49
1:A:466:HIS:HE1	1:A:533:GLN:HG3	1.77	0.49
1:F:300:THR:CG2	1:F:365:LEU:HD21	2.42	0.49
1:C:594:VAL:HG22	1:C:595:PRO:CD	2.41	0.49
1:G:184:ARG:HH12	1:G:186:VAL:CG1	2.26	0.49
1:E:463:LEU:CD2	1:G:130:LEU:HG	2.43	0.49
1:E:43:THR:HB	1:E:327:GLU:OE1	2.13	0.49
1:E:401:ASP:CG	1:E:404:ASN:HD22	2.16	0.49
1:G:180:HIS:ND1	1:G:394:THR:HG21	2.28	0.49
1:B:615:THR:HG21	1:B:617:LEU:HD12	1.95	0.49
1:B:580:THR:HG21	1:B:607:THR:OG1	2.12	0.49
1:F:183:VAL:HA	1:F:264:GLU:HG2	1.95	0.49
1:A:615:THR:HG21	1:A:617:LEU:CD1	2.39	0.49
1:C:244:LEU:HD12	1:C:248:GLU:HG2	1.95	0.49
1:B:217:PRO:HB2	1:B:274:VAL:HG21	1.95	0.49
1:D:596:ARG:CG	1:D:596:ARG:HH11	2.25	0.49
1:G:266:LEU:H	1:G:266:LEU:HD12	1.78	0.49
1:G:31:ALA:O	1:G:47:ILE:HA	2.13	0.49
1:G:570:ARG:HH11	1:G:570:ARG:HG3	1.77	0.49
1:E:500:GLN:HG2	1:H:363:TYR:CE2	2.47	0.49
1:G:143:LEU:HD11	1:G:204:PRO:CA	2.42	0.49
1:H:427:LEU:O	1:H:431:GLN:HG2	2.13	0.49
1:A:375:LEU:HD23	1:A:432:ILE:HG13	1.93	0.49

Continued on next page...

Continued from previous page...

Atom-1	Atom-2	Distance(Å)	Clash(Å)
1:E:266:LEU:C	1:E:266:LEU:HD13	2.33	0.49
1:C:103:SER:O	1:C:104:GLN:C	2.51	0.49
1:A:235:VAL:HG22	1:A:236:VAL:N	2.28	0.49
1:C:615:THR:CG2	1:C:617:LEU:HG	2.42	0.49
1:F:272:THR:HG21	1:F:415:ALA:HB2	1.94	0.49
1:F:52:LEU:HD12	1:F:712:LEU:CD2	2.43	0.49
1:E:264:GLU:O	1:E:268:LEU:HB2	2.12	0.49
1:D:202:ILE:HD11	1:D:243:ILE:CD1	2.31	0.49
1:G:69:LEU:HG	1:G:280:THR:HG23	1.95	0.49
1:H:169:MSE:HE2	1:H:191:LEU:HD22	1.95	0.49
1:D:125:GLU:O	1:D:128:ILE:HG22	2.13	0.49
1:E:134:LEU:HD21	1:E:269:VAL:HG21	1.95	0.49
1:A:30:LEU:HD13	1:A:41:GLN:HG3	1.95	0.49
1:B:470:LEU:CD2	1:C:140:CYS:HB2	2.43	0.48
1:E:449:ASN:N	1:E:449:ASN:OD1	2.46	0.48
1:F:520:LEU:HD22	1:F:524:LEU:HG	1.95	0.48
1:B:37:LEU:HD22	1:D:384:ALA:HB2	1.94	0.48
1:B:411:GLY:O	1:D:370:GLN:HG3	2.13	0.48
1:E:69:LEU:HD22	1:E:387:THR:CG2	2.44	0.48
1:B:406:THR:HG22	1:B:407:SER:N	2.28	0.48
1:B:299:MSE:HE2	1:B:535:ILE:CD1	2.43	0.48
1:E:626:LYS:HD3	1:E:626:LYS:C	2.33	0.48
1:F:42:VAL:O	1:F:42:VAL:HG13	2.12	0.48
1:E:362:ARG:NE	1:E:448:MSE:HE2	2.28	0.48
1:G:496:GLU:HG2	1:G:499:ASN:HD22	1.78	0.48
1:E:193:ASN:HB3	1:E:255:LEU:HD11	1.96	0.48
1:C:143:LEU:CD1	1:C:204:PRO:HA	2.43	0.48
1:F:480:GLU:OE1	1:H:206:ARG:HD3	2.12	0.48
1:E:684:LEU:HD12	1:E:688:GLU:OE2	2.12	0.48
1:C:169:MSE:HE2	1:C:191:LEU:HD23	1.96	0.48
1:C:713:LYS:HZ3	1:C:713:LYS:HB3	1.75	0.48
1:A:170:THR:HG22	1:A:195:LEU:CD1	2.43	0.48
1:H:227:GLY:HA2	1:H:246:ALA:O	2.14	0.48
1:A:176:LEU:HD13	1:A:183:VAL:HG11	1.94	0.48
1:D:611:VAL:HG23	1:D:612:LEU:CD1	2.38	0.48
1:C:359:ARG:HD2	1:C:360:GLN:N	2.29	0.48
1:C:630:ALA:O	1:C:634:ILE:HG23	2.12	0.48
1:F:166:ARG:NH2	1:F:195:LEU:O	2.46	0.48
1:B:601:PHE:O	1:B:626:LYS:HG3	2.13	0.48
1:H:602:SER:HA	1:H:626:LYS:HD2	1.94	0.48
1:F:532:LEU:HD21	1:F:669:VAL:HB	1.96	0.48
1:C:50:LYS:O	1:C:50:LYS:HD3	2.14	0.48

Continued on next page...

Continued from previous page...

Atom-1	Atom-2	Distance(Å)	Clash(Å)
1:H:266:LEU:HG	1:H:266:LEU:O	2.13	0.48
1:G:670:ARG:HH11	1:G:670:ARG:HG2	1.78	0.48
1:A:401:ASP:HB3	1:A:406:THR:HG23	1.94	0.48
1:C:237:HIS:CE1	1:C:238:GLU:HG2	2.49	0.48
1:F:359:ARG:HD2	1:F:360:GLN:N	2.28	0.48
1:A:415:ALA:HB1	1:A:418:VAL:HG13	1.94	0.48
1:B:99:GLU:O	1:B:102:ARG:HB3	2.13	0.48
1:A:398:PRO:HG3	1:A:409:HIS:CE1	2.49	0.48
1:F:313:PRO:HG3	1:F:333:ARG:CZ	2.44	0.48
1:E:262:PRO:C	1:E:264:GLU:H	2.17	0.48
1:A:417:ALA:O	1:A:421:THR:HG23	2.14	0.48
1:E:492:VAL:HG23	1:H:434:LYS:HE2	1.94	0.48
1:D:299:MSE:HE2	1:D:535:ILE:CD1	2.43	0.48
1:A:263:LYS:HD3	1:A:263:LYS:O	2.14	0.48
1:H:496:GLU:CD	1:H:500:GLN:HE21	2.18	0.48
1:C:375:LEU:HD23	1:C:432:ILE:HG13	1.96	0.48
1:G:367:THR:HA	1:G:370:GLN:HE21	1.79	0.48
1:B:218:LEU:HD12	1:B:269:VAL:O	2.12	0.48
1:H:188:LEU:O	1:H:192:THR:HG23	2.14	0.48
1:B:270:ASN:ND2	1:B:271:GLY:N	2.62	0.47
1:A:319:THR:HB	1:C:394:THR:CG2	2.44	0.47
1:C:563:ALA:HB1	1:C:615:THR:HG23	1.95	0.47
1:A:37:LEU:HD22	1:C:384:ALA:HB2	1.95	0.47
1:E:588:THR:HG23	1:E:596:ARG:NE	2.24	0.47
1:B:138:GLN:HG3	1:B:216:SER:HA	1.96	0.47
1:D:29:ASN:O	1:D:30:LEU:HB2	2.14	0.47
1:G:375:LEU:HD23	1:G:432:ILE:HG13	1.97	0.47
1:E:202:ILE:HA	2:E:747:HOH:O	2.14	0.47
1:A:360:GLN:N	2:A:800:HOH:O	2.48	0.47
1:E:615:THR:HG21	1:E:617:LEU:CD1	2.44	0.47
1:C:94:ILE:HG21	1:C:185:LEU:HG	1.96	0.47
1:A:573:LEU:CD2	1:A:611:VAL:HG21	2.43	0.47
1:G:363:TYR:HB2	1:G:364:PRO:HD3	1.97	0.47
1:A:588:THR:O	1:A:588:THR:HG23	2.14	0.47
1:C:402:VAL:CG2	1:C:403:GLU:N	2.78	0.47
1:A:218:LEU:HD13	1:A:274:VAL:HG23	1.96	0.47
1:B:372:LEU:O	1:B:376:VAL:HG23	2.14	0.47
1:A:370:GLN:HG3	1:C:411:GLY:O	2.14	0.47
1:E:188:LEU:O	1:E:192:THR:HG23	2.15	0.47
1:F:69:LEU:HG	1:F:280:THR:HG23	1.96	0.47
1:C:250:MSE:HE1	1:C:257:PRO:HB3	1.95	0.47
1:F:143:LEU:HD11	1:F:204:PRO:CA	2.43	0.47

Continued on next page...

Continued from previous page...

Atom-1	Atom-2	Distance(Å)	Clash(Å)
1:F:593:LEU:HD21	1:F:637:THR:HG23	1.96	0.47
1:G:89:GLU:HG2	1:G:93:LYS:HE3	1.96	0.47
1:G:340:ARG:HB2	1:G:657:TYR:HA	1.97	0.47
1:F:300:THR:HG23	1:F:443:MSE:CE	2.44	0.47
1:F:431:GLN:HA	1:F:431:GLN:NE2	2.20	0.47
1:C:713:LYS:NZ	1:C:713:LYS:CB	2.76	0.47
1:G:631:GLU:HA	1:G:634:ILE:HG12	1.96	0.47
1:D:101:LEU:HD21	1:D:263:LYS:HB3	1.95	0.47
1:E:362:ARG:HD2	1:E:442:GLU:OE1	2.15	0.47
1:E:317:ASP:HA	1:E:326:ILE:CD1	2.44	0.47
1:G:564:MSE:HE3	1:G:570:ARG:HD3	1.97	0.47
1:E:135:LEU:O	1:E:139:LEU:HD22	2.15	0.47
1:A:147:PHE:CD1	1:A:147:PHE:O	2.68	0.47
1:E:28:THR:O	1:E:29:ASN:CB	2.62	0.47
1:F:605:ALA:CA	1:F:608:VAL:HG12	2.42	0.47
1:G:69:LEU:CD1	1:G:387:THR:HA	2.44	0.47
1:E:596:ARG:O	1:E:599:ASP:HB3	2.14	0.47
1:F:381:HIS:HA	1:G:37:LEU:HD23	1.97	0.47
1:C:535:ILE:HD11	1:C:666:TYR:HD1	1.79	0.47
1:A:62:LEU:HD21	1:A:82:VAL:CG1	2.44	0.47
1:E:680:GLY:O	1:E:684:LEU:HG	2.14	0.47
1:G:543:GLU:HA	1:G:543:GLU:OE1	2.14	0.47
1:C:670:ARG:HD3	1:C:676:LYS:HA	1.95	0.47
1:C:494:PRO:CG	1:D:494:PRO:HG3	2.44	0.47
1:B:154:ARG:O	1:C:153:GLY:HA2	2.14	0.47
1:A:650:THR:HG22	1:A:650:THR:O	2.13	0.47
1:A:188:LEU:N	1:A:188:LEU:HD12	2.30	0.47
1:H:535:ILE:HD13	1:H:658:LEU:HD21	1.96	0.47
1:A:605:ALA:O	1:A:609:VAL:HG23	2.14	0.47
1:F:103:SER:O	1:F:104:GLN:C	2.53	0.47
1:F:605:ALA:HA	1:F:608:VAL:CG1	2.43	0.47
1:B:544:PHE:CE2	1:B:637:THR:HB	2.50	0.47
1:C:382:ALA:HA	2:C:732:HOH:O	2.15	0.47
1:E:468:LYS:HE2	1:G:496:GLU:CD	2.35	0.47
1:C:561:GLY:HA2	1:C:564:MSE:HB2	1.96	0.47
1:C:143:LEU:HD11	1:C:204:PRO:HA	1.96	0.47
1:B:103:SER:O	1:B:104:GLN:HB2	2.14	0.47
1:F:172:ARG:NH1	1:F:268:LEU:O	2.48	0.47
1:D:401:ASP:OD1	1:D:403:GLU:HG3	2.14	0.47
1:G:134:LEU:HD12	1:G:137:HIS:CE1	2.50	0.47
1:C:252:LEU:N	1:C:252:LEU:HD12	2.30	0.47
1:C:395:THR:HA	1:C:412:ASN:HB3	1.97	0.47

Continued on next page...

Continued from previous page...

Atom-1	Atom-2	Distance(Å)	Clash(Å)
1:E:659:SER:O	1:E:663:GLN:HB2	2.13	0.47
1:B:253:PHE:O	1:B:254:ASN:HB2	2.14	0.47
1:D:143:LEU:HB3	1:D:144:PRO:HD2	1.96	0.47
1:F:135:LEU:O	1:F:139:LEU:HG	2.15	0.47
1:C:497:MSE:HB2	1:C:499:ASN:HD21	1.79	0.46
1:B:445:ASN:HA	1:C:497:MSE:HG2	1.97	0.46
1:C:219:SER:HA	1:C:269:VAL:CG1	2.45	0.46
1:C:401:ASP:O	1:C:403:GLU:N	2.47	0.46
1:D:459:GLU:HG3	1:D:683:PHE:CG	2.50	0.46
1:D:320:ARG:HH11	1:D:320:ARG:HG3	1.80	0.46
1:B:60:LEU:HD22	1:B:62:LEU:CD1	2.45	0.46
1:G:104:GLN:HG2	2:G:799:HOH:O	2.14	0.46
1:A:693:SER:HA	2:A:742:HOH:O	2.14	0.46
1:A:263:LYS:O	1:A:264:GLU:C	2.53	0.46
1:E:102:ARG:HB3	1:E:102:ARG:NH1	2.15	0.46
1:D:30:LEU:HB3	1:D:42:VAL:HB	1.98	0.46
1:B:61:GLU:HA	1:B:83:ARG:O	2.15	0.46
1:C:163:GLU:OE2	1:C:281:LEU:HD23	2.15	0.46
1:E:38:PRO:HB2	1:E:323:PRO:HG2	1.97	0.46
1:D:375:LEU:HD23	1:D:432:ILE:HG13	1.97	0.46
1:F:560:PHE:CE1	1:F:608:VAL:HG21	2.50	0.46
1:C:265:GLY:O	1:C:269:VAL:HG22	2.16	0.46
1:G:535:ILE:CD1	1:G:654:ALA:HB1	2.45	0.46
1:E:532:LEU:HA	1:E:535:ILE:HD11	1.96	0.46
1:E:415:ALA:HB1	1:E:418:VAL:CG1	2.46	0.46
1:A:32:VAL:HG12	1:A:50:LYS:HD2	1.98	0.46
1:B:594:VAL:HA	1:B:634:ILE:CD1	2.45	0.46
1:G:218:LEU:HD13	1:G:274:VAL:HG23	1.96	0.46
1:B:228:HIS:ND1	1:B:229:PRO:HD2	2.30	0.46
1:H:504:SER:O	1:H:505:LEU:HB2	2.16	0.46
1:F:239:GLY:O	1:F:240:LYS:CB	2.60	0.46
1:E:389:GLU:CD	1:H:320:ARG:HH21	2.19	0.46
1:E:676:LYS:HB3	2:E:755:HOH:O	2.15	0.46
1:C:420:ASN:O	1:C:424:LYS:HG2	2.16	0.46
1:A:101:LEU:HD11	1:A:263:LYS:HG3	1.98	0.46
1:A:608:VAL:O	1:A:612:LEU:HB2	2.16	0.46
1:C:69:LEU:HD12	1:C:383:HIS:NE2	2.31	0.46
1:G:608:VAL:HA	1:G:611:VAL:HG22	1.97	0.46
1:G:497:MSE:HB2	1:G:499:ASN:HD21	1.78	0.46
1:A:178:ARG:HG2	1:A:178:ARG:HH11	1.80	0.46
1:D:368:SER:CB	1:D:369:PRO:HD3	2.45	0.46
1:C:203:VAL:HG23	1:C:204:PRO:HD2	1.97	0.46

Continued on next page...

Continued from previous page...

Atom-1	Atom-2	Distance(Å)	Clash(Å)
1:D:668:PHE:CD1	1:D:710:VAL:HG21	2.51	0.46
1:E:627:VAL:HG12	1:E:631:GLU:OE2	2.16	0.46
1:E:645:TRP:CE2	1:E:679:ARG:HG3	2.50	0.46
1:D:203:VAL:HG23	1:D:204:PRO:CD	2.44	0.46
1:C:418:VAL:HG23	1:C:506:ALA:HB1	1.96	0.46
1:E:169:MSE:HE3	1:E:221:ILE:CG2	2.45	0.46
1:B:38:PRO:HB3	1:B:323:PRO:HG2	1.98	0.46
1:C:362:ARG:HD2	1:C:442:GLU:OE1	2.16	0.46
1:E:593:LEU:HG	1:E:634:ILE:HG22	1.97	0.46
1:G:215:LEU:CD2	1:G:215:LEU:H	2.27	0.46
1:D:662:THR:HA	1:D:714:MSE:CE	2.45	0.46
1:C:631:GLU:HA	1:C:634:ILE:HG12	1.98	0.46
1:B:634:ILE:O	1:B:638:ARG:HG3	2.16	0.46
1:D:340:ARG:HG2	1:D:340:ARG:NH1	2.31	0.46
1:C:581:LEU:O	1:C:585:LEU:HD23	2.14	0.46
1:C:504:SER:O	1:C:505:LEU:HB2	2.16	0.46
1:B:42:VAL:O	1:B:42:VAL:HG13	2.16	0.46
1:E:681:ASP:OD1	1:G:136:GLU:HG3	2.16	0.46
1:A:101:LEU:CD1	1:A:263:LYS:HG3	2.45	0.46
1:A:311:PHE:N	1:A:311:PHE:CD1	2.83	0.46
1:A:240:LYS:HG3	1:A:242:LYS:HE3	1.98	0.46
1:A:631:GLU:O	1:A:634:ILE:HG12	2.15	0.46
1:C:453:PRO:HG2	1:C:537:LEU:HD23	1.96	0.46
1:H:594:VAL:HA	1:H:634:ILE:CD1	2.46	0.46
1:D:55:PRO:O	1:D:80:ARG:HD2	2.16	0.46
1:E:369:PRO:HD2	1:E:370:GLN:OE1	2.16	0.46
1:H:580:THR:HG21	1:H:607:THR:OG1	2.16	0.46
1:F:557:ASP:OD2	1:F:570:ARG:NH1	2.49	0.46
1:A:59:THR:HG21	1:A:83:ARG:CD	2.46	0.46
1:G:597:TRP:CD1	1:G:634:ILE:HG22	2.51	0.46
1:C:29:ASN:O	1:C:32:VAL:HG12	2.16	0.46
1:A:283:LEU:CD2	1:A:386:LEU:HD12	2.45	0.46
1:A:631:GLU:HA	1:A:634:ILE:CD1	2.46	0.46
1:E:639:GLN:O	1:E:643:THR:HG23	2.16	0.46
1:C:452:LEU:HG	1:C:538:ARG:NH2	2.31	0.46
1:F:83:ARG:HH22	1:F:86:ASP:HB2	1.81	0.46
1:A:176:LEU:HD22	1:A:183:VAL:CG1	2.42	0.45
1:E:87:SER:OG	1:E:90:ILE:HG12	2.16	0.45
1:B:678:ARG:HD2	1:B:691:ILE:CD1	2.46	0.45
1:C:375:LEU:HD21	1:C:431:GLN:CB	2.46	0.45
1:C:104:GLN:H	1:C:104:GLN:CD	2.19	0.45
1:E:319:THR:HG21	1:H:399:LEU:HD13	1.98	0.45

Continued on next page...

Continued from previous page...

Atom-1	Atom-2	Distance(Å)	Clash(Å)
1:B:181:SER:O	1:B:182:ALA:HB3	2.15	0.45
1:B:28:THR:O	1:B:28:THR:HG23	2.16	0.45
1:B:496:GLU:HA	1:C:471:ASP:OD2	2.16	0.45
1:A:315:LEU:HD13	1:C:410:GLY:HA3	1.98	0.45
1:F:336:LEU:HA	1:F:336:LEU:HD12	1.78	0.45
1:E:634:ILE:HA	1:E:637:THR:CG2	2.46	0.45
1:E:137:HIS:HE1	1:E:138:GLN:HE21	1.63	0.45
1:C:178:ARG:NH1	1:C:178:ARG:HG2	2.32	0.45
1:B:152:LEU:HD11	1:C:147:PHE:HE2	1.80	0.45
1:A:340:ARG:HB2	1:A:657:TYR:HA	1.98	0.45
1:A:161:PRO:HG2	1:A:164:VAL:CG2	2.46	0.45
1:D:303:ALA:O	1:D:538:ARG:NH1	2.39	0.45
1:H:544:PHE:CE2	1:H:637:THR:HG22	2.51	0.45
1:E:527:HIS:O	1:E:531:VAL:HG23	2.17	0.45
1:C:175:SER:O	1:C:178:ARG:HD3	2.16	0.45
1:D:295:SER:O	1:D:299:MSE:HG3	2.16	0.45
1:D:127:ALA:O	1:D:131:GLN:NE2	2.50	0.45
1:B:522:LEU:HD23	1:B:699:TYR:CD1	2.51	0.45
1:C:173:VAL:O	1:C:177:THR:HG23	2.15	0.45
1:E:611:VAL:HG23	1:E:612:LEU:CD1	2.40	0.45
1:C:592:ASP:O	1:C:595:PRO:HD2	2.17	0.45
1:A:367:THR:HG22	1:C:411:GLY:HA3	1.99	0.45
1:A:369:PRO:HD2	1:A:370:GLN:NE2	2.31	0.45
1:A:446:ALA:HA	1:A:449:ASN:ND2	2.31	0.45
1:G:266:LEU:N	1:G:266:LEU:CD1	2.79	0.45
1:E:69:LEU:HG	1:E:280:THR:HG23	1.98	0.45
1:A:86:ASP:OD1	1:A:91:ARG:NH2	2.46	0.45
1:B:603:PHE:O	1:B:603:PHE:HD2	1.99	0.45
1:F:427:LEU:O	1:F:431:GLN:HG2	2.16	0.45
1:A:83:ARG:HG3	1:A:83:ARG:NH1	2.28	0.45
1:D:497:MSE:H	1:D:497:MSE:HE3	1.82	0.45
1:G:359:ARG:O	1:G:360:GLN:CB	2.64	0.45
1:B:389:GLU:CD	1:D:320:ARG:HH12	2.20	0.45
1:H:360:GLN:HG2	1:H:361:ASP:H	1.81	0.45
1:G:375:LEU:CD1	1:G:375:LEU:H	2.29	0.45
1:H:146:SER:OG	1:H:147:PHE:N	2.49	0.45
1:D:271:GLY:HA2	1:D:395:THR:O	2.17	0.45
1:D:649:SER:HB3	1:D:671:GLU:OE2	2.17	0.45
1:E:292:LEU:HB2	1:E:711:LEU:HD11	1.99	0.45
1:H:143:LEU:HD23	1:H:202:ILE:HG22	1.98	0.45
1:B:561:GLY:HA2	1:B:564:MSE:HB2	1.97	0.45
1:B:270:ASN:HD22	1:B:271:GLY:N	2.14	0.45

Continued on next page...

Continued from previous page...

Atom-1	Atom-2	Distance(Å)	Clash(Å)
1:C:583:LYS:HE2	1:D:584:ARG:HH22	1.80	0.45
1:B:83:ARG:HG3	1:B:83:ARG:HH11	1.82	0.45
1:B:218:LEU:HD23	1:B:221:ILE:HD12	1.98	0.45
1:F:311:PHE:HA	1:F:316:HIS:HE2	1.81	0.45
1:A:560:PHE:HD2	1:A:617:LEU:CD1	2.29	0.45
1:G:208:THR:HA	2:G:743:HOH:O	2.16	0.45
1:C:28:THR:O	1:C:28:THR:HG22	2.17	0.45
1:E:531:VAL:O	1:E:535:ILE:HG12	2.17	0.45
1:B:341:PHE:CE1	1:B:538:ARG:HG2	2.52	0.45
1:H:362:ARG:NE	1:H:448:MSE:HE2	2.32	0.45
1:F:608:VAL:HG11	1:F:622:VAL:HG13	1.98	0.45
1:E:363:TYR:CZ	1:H:500:GLN:HG2	2.52	0.45
1:E:169:MSE:HE2	1:E:191:LEU:HD22	1.98	0.45
1:H:125:GLU:O	1:H:128:ILE:HG22	2.17	0.45
1:C:64:GLY:C	1:C:65:TYR:CD1	2.90	0.45
1:G:344:HIS:O	1:G:345:HIS:HB3	2.17	0.45
1:F:573:LEU:HD13	1:F:573:LEU:C	2.37	0.45
1:C:131:GLN:OE1	1:C:263:LYS:N	2.50	0.45
1:D:596:ARG:HH11	1:D:596:ARG:HG2	1.80	0.45
1:D:50:LYS:HD2	1:D:50:LYS:C	2.37	0.45
1:F:637:THR:O	1:F:641:ARG:HG3	2.17	0.45
1:F:130:LEU:HD23	1:F:134:LEU:HD13	1.99	0.45
1:A:480:GLU:OE1	1:D:206:ARG:HD3	2.17	0.45
1:C:134:LEU:HD12	1:C:137:HIS:HE1	1.82	0.45
1:B:426:ARG:NH2	1:B:488:VAL:HG23	2.32	0.45
1:H:561:GLY:HA2	1:H:564:MSE:HE3	1.99	0.44
1:C:178:ARG:HH11	1:C:178:ARG:HG2	1.83	0.44
1:C:63:ASP:OD1	1:C:66:SER:HB2	2.16	0.44
1:E:143:LEU:CD1	1:E:204:PRO:HA	2.47	0.44
1:C:218:LEU:HD13	1:C:274:VAL:CG2	2.47	0.44
1:H:630:ALA:O	1:H:634:ILE:HG13	2.17	0.44
1:C:411:GLY:HA2	1:C:413:PHE:CE2	2.52	0.44
1:C:633:ALA:O	1:C:637:THR:HG22	2.16	0.44
1:C:258:VAL:HG12	1:C:259:VAL:N	2.32	0.44
1:F:621:ALA:O	1:F:624:ALA:N	2.51	0.44
1:B:588:THR:CG2	1:B:588:THR:O	2.65	0.44
1:H:588:THR:O	1:H:588:THR:CG2	2.65	0.44
1:B:92:SER:O	1:B:96:LYS:HG3	2.17	0.44
1:A:153:GLY:HA2	1:D:154:ARG:O	2.17	0.44
1:H:90:ILE:C	1:H:92:SER:H	2.20	0.44
1:H:92:SER:O	1:H:96:LYS:HG2	2.16	0.44
1:B:630:ALA:O	1:B:634:ILE:HG13	2.16	0.44

Continued on next page...

Continued from previous page...

Atom-1	Atom-2	Distance(Å)	Clash(Å)
1:G:29:ASN:HD22	1:G:31:ALA:HB3	1.82	0.44
1:A:181:SER:O	1:A:182:ALA:HB3	2.18	0.44
1:A:55:PRO:O	1:A:80:ARG:HD2	2.16	0.44
1:E:305:VAL:O	1:E:305:VAL:HG12	2.18	0.44
1:F:576:LYS:O	1:F:580:THR:HG23	2.18	0.44
1:F:359:ARG:C	1:F:359:ARG:HD2	2.38	0.44
1:B:362:ARG:HB3	1:B:364:PRO:HD2	1.99	0.44
1:G:570:ARG:HH11	1:G:570:ARG:CG	2.30	0.44
1:A:218:LEU:HD12	1:A:218:LEU:HA	1.86	0.44
1:B:78:LYS:O	1:B:80:ARG:N	2.50	0.44
1:F:454:SER:OG	1:F:455:CYS:N	2.51	0.44
1:F:165:VAL:HG23	1:F:221:ILE:HD11	2.00	0.44
1:F:89:GLU:H	1:F:89:GLU:CD	2.21	0.44
1:D:496:GLU:O	1:D:498:ALA:N	2.49	0.44
1:H:101:LEU:O	1:H:102:ARG:C	2.56	0.44
1:B:610:GLU:O	1:B:613:SER:HB2	2.18	0.44
1:E:206:ARG:HD3	1:G:480:GLU:OE1	2.18	0.44
1:H:103:SER:O	1:H:104:GLN:HB2	2.18	0.44
1:F:216:SER:HB3	1:F:217:PRO:CD	2.39	0.44
1:H:679:ARG:NH1	1:H:683:PHE:CE2	2.85	0.44
1:G:535:ILE:HD12	1:G:535:ILE:C	2.38	0.44
1:B:305:VAL:O	1:B:305:VAL:HG12	2.18	0.44
1:A:169:MSE:HE2	1:A:191:LEU:CD2	2.48	0.44
1:H:389:GLU:HG2	1:H:418:VAL:HG12	1.99	0.44
1:A:228:HIS:HB3	1:A:231:SER:HB2	2.00	0.44
1:H:664:ILE:HD13	1:H:713:LYS:HE2	1.99	0.44
1:F:434:LYS:NZ	1:H:493:GLN:OE1	2.46	0.44
1:C:69:LEU:O	1:C:73:VAL:HG23	2.18	0.44
1:G:250:MSE:CE	1:G:257:PRO:HD3	2.48	0.44
1:A:370:GLN:HE21	1:A:370:GLN:H	1.65	0.44
1:B:36:HIS:O	1:B:37:LEU:O	2.36	0.44
1:H:418:VAL:HG22	1:H:506:ALA:HB1	1.99	0.44
1:H:176:LEU:HD13	1:H:183:VAL:HG11	1.99	0.44
1:G:668:PHE:CD1	1:G:710:VAL:HG21	2.52	0.44
1:A:497:MSE:SE	2:A:739:HOH:O	2.86	0.44
1:A:607:THR:O	1:A:611:VAL:HG22	2.17	0.44
1:C:247:ARG:HH21	1:C:257:PRO:HG3	1.83	0.44
1:H:216:SER:HB3	1:H:217:PRO:HD3	1.99	0.44
1:G:289:LEU:HD12	1:G:524:LEU:HD12	2.00	0.44
1:H:328:VAL:HG11	1:H:369:PRO:HA	2.00	0.44
1:B:228:HIS:CG	1:B:229:PRO:HD2	2.52	0.44
1:E:68:ASN:HB2	2:E:725:HOH:O	2.18	0.44

Continued on next page...

Continued from previous page...

Atom-1	Atom-2	Distance(Å)	Clash(Å)
1:E:497:MSE:HG3	2:G:720:HOH:O	2.17	0.44
1:D:440:LEU:HD12	1:D:443:MSE:HE2	1.99	0.44
1:C:679:ARG:HH11	1:C:679:ARG:CG	2.31	0.43
1:A:418:VAL:HG22	1:A:506:ALA:CB	2.46	0.43
1:B:305:VAL:HG23	1:B:538:ARG:HD3	2.00	0.43
1:E:69:LEU:HD23	1:E:383:HIS:CE1	2.53	0.43
1:F:77:ARG:HG2	1:F:163:GLU:OE1	2.18	0.43
1:E:487:PRO:HD3	1:H:487:PRO:HD3	2.00	0.43
1:A:208:THR:CG2	1:A:507:LEU:HD23	2.48	0.43
1:F:588:THR:OG1	1:F:596:ARG:HD3	2.19	0.43
1:A:611:VAL:HG23	1:A:612:LEU:HD13	2.01	0.43
1:C:588:THR:HG21	1:C:596:ARG:HG3	1.95	0.43
1:E:634:ILE:HA	1:E:637:THR:HG22	1.99	0.43
1:C:246:ALA:O	1:C:250:MSE:HG3	2.18	0.43
1:C:375:LEU:HD12	1:C:375:LEU:N	2.33	0.43
1:F:367:THR:HG22	1:G:411:GLY:HA3	1.99	0.43
1:H:69:LEU:HG	1:H:280:THR:HG23	2.00	0.43
1:B:368:SER:OG	1:B:369:PRO:HD3	2.18	0.43
1:C:168:ALA:O	1:C:172:ARG:HB2	2.18	0.43
1:H:581:LEU:O	1:H:585:LEU:HD22	2.18	0.43
1:B:450:ARG:CG	1:B:450:ARG:NH1	2.80	0.43
1:C:564:MSE:CE	1:C:570:ARG:HG3	2.48	0.43
1:D:562:SER:O	1:D:565:THR:CG2	2.67	0.43
1:A:311:PHE:CE2	1:A:332:ILE:HG21	2.53	0.43
1:D:460:ASP:HA	1:D:461:PRO:HD3	1.81	0.43
1:E:520:LEU:HD22	1:E:524:LEU:HG	2.00	0.43
1:B:230:ASP:OD2	1:B:230:ASP:O	2.35	0.43
1:B:259:VAL:HG23	1:B:259:VAL:O	2.18	0.43
1:G:65:TYR:CZ	1:G:178:ARG:HG2	2.54	0.43
1:E:93:LYS:HE3	1:E:177:THR:O	2.19	0.43
1:E:561:GLY:H	1:E:564:MSE:HE2	1.81	0.43
1:H:258:VAL:CG1	1:H:259:VAL:N	2.82	0.43
1:G:561:GLY:O	1:G:565:THR:HG23	2.17	0.43
1:A:460:ASP:HA	1:A:461:PRO:HD3	1.86	0.43
1:F:671:GLU:HA	1:F:671:GLU:OE1	2.18	0.43
1:C:683:PHE:HD2	1:C:684:LEU:HD12	1.82	0.43
1:C:369:PRO:HD2	1:C:370:GLN:HE22	1.81	0.43
1:C:631:GLU:O	1:C:634:ILE:CG1	2.65	0.43
1:B:142:VAL:CG1	1:C:522:LEU:HD22	2.48	0.43
1:B:83:ARG:NH1	1:B:83:ARG:HG3	2.33	0.43
1:B:38:PRO:CB	1:B:323:PRO:HG2	2.49	0.43
1:E:543:GLU:HA	1:E:543:GLU:OE1	2.19	0.43

Continued on next page...

Continued from previous page...

Atom-1	Atom-2	Distance(Å)	Clash(Å)
1:A:209:ILE:CD1	1:D:472:ILE:HG23	2.49	0.43
1:B:156:LEU:O	1:B:159:SER:HB3	2.19	0.43
1:E:55:PRO:O	1:E:80:ARG:HD2	2.18	0.43
1:A:496:GLU:HA	1:D:471:ASP:OD2	2.18	0.43
1:C:543:GLU:OE1	1:C:543:GLU:HA	2.17	0.43
1:F:564:MSE:O	1:F:565:THR:C	2.57	0.43
1:B:39:THR:CG2	1:B:41:GLN:H	2.27	0.43
1:F:135:LEU:HD12	1:F:223:ALA:HB2	2.01	0.43
1:B:143:LEU:CD1	1:B:204:PRO:HA	2.48	0.43
1:D:146:SER:OG	1:D:147:PHE:N	2.51	0.43
1:C:547:GLN:CB	1:C:636:LEU:HD11	2.46	0.43
1:G:528:LEU:O	1:G:531:VAL:HG23	2.19	0.43
1:C:593:LEU:HD21	1:C:637:THR:CG2	2.48	0.43
1:G:367:THR:C	1:G:370:GLN:HE21	2.22	0.43
1:D:187:VAL:HG22	1:D:258:VAL:HG11	2.00	0.43
1:A:240:LYS:CG	1:A:242:LYS:HE3	2.48	0.43
1:H:362:ARG:HH11	1:H:362:ARG:HG3	1.82	0.43
1:H:323:PRO:O	1:H:326:ILE:HB	2.19	0.43
1:A:48:VAL:HG13	1:A:288:MSE:HE1	2.01	0.43
1:G:339:SER:HB2	1:G:659:SER:HB3	2.00	0.43
1:E:444:LEU:HD23	1:E:456:LEU:HD13	2.00	0.43
1:F:443:MSE:HE1	1:F:531:VAL:HG23	2.00	0.43
1:E:492:VAL:HG21	1:H:434:LYS:HE2	2.00	0.43
1:G:38:PRO:HB3	1:G:323:PRO:HG2	2.00	0.43
1:E:263:LYS:NZ	1:E:266:LEU:HD12	2.34	0.43
1:C:531:VAL:HG23	1:C:532:LEU:N	2.34	0.43
1:E:208:THR:CG2	1:E:507:LEU:HD23	2.49	0.43
1:D:169:MSE:HE3	1:D:191:LEU:HD23	2.01	0.43
1:D:424:LYS:HB2	1:D:424:LYS:NZ	2.34	0.43
1:D:400:ILE:HG13	1:D:400:ILE:O	2.18	0.43
1:A:339:SER:HB2	1:A:659:SER:HG	1.82	0.43
1:C:428:GLY:O	1:C:432:ILE:HG13	2.18	0.43
1:E:169:MSE:O	1:E:173:VAL:HG23	2.19	0.43
1:C:50:LYS:C	1:C:50:LYS:HD3	2.39	0.43
1:E:543:GLU:OE2	1:E:653:PRO:HB3	2.18	0.43
1:F:623:ASN:O	1:F:627:VAL:HG23	2.19	0.43
1:B:334:LYS:HD3	1:B:661:ARG:NH2	2.34	0.43
1:A:393:SER:HB3	1:C:320:ARG:HG3	2.00	0.43
1:B:567:SER:O	1:B:568:ASN:CB	2.67	0.43
1:F:611:VAL:HG23	1:F:612:LEU:N	2.34	0.43
1:A:36:HIS:O	1:A:37:LEU:CB	2.64	0.43
1:H:463:LEU:HD23	1:H:682:VAL:HG11	1.99	0.43

Continued on next page...

Continued from previous page...

Atom-1	Atom-2	Distance(Å)	Clash(Å)
1:F:411:GLY:O	1:G:370:GLN:HG3	2.18	0.43
1:H:237:HIS:CG	1:H:252:LEU:HD21	2.54	0.43
1:A:360:GLN:O	1:A:361:ASP:HB2	2.18	0.43
1:C:581:LEU:C	1:C:585:LEU:HD23	2.39	0.43
1:B:55:PRO:O	1:B:80:ARG:HD2	2.17	0.43
1:F:300:THR:HA	1:F:443:MSE:HE1	2.01	0.42
1:E:320:ARG:HG3	1:H:393:SER:HB3	2.01	0.42
1:E:489:THR:O	1:E:492:VAL:HG13	2.18	0.42
1:B:69:LEU:HD11	1:B:387:THR:HA	2.01	0.42
1:G:615:THR:CG2	1:G:616:SER:H	2.31	0.42
1:B:450:ARG:HB3	1:B:450:ARG:CZ	2.49	0.42
1:G:402:VAL:HG22	2:G:757:HOH:O	2.19	0.42
1:C:634:ILE:O	1:C:637:THR:CG2	2.67	0.42
1:D:459:GLU:OE1	1:D:679:ARG:NH1	2.44	0.42
1:A:214:ASP:O	1:A:218:LEU:HB2	2.19	0.42
1:E:370:GLN:HE21	1:H:411:GLY:C	2.23	0.42
1:H:317:ASP:OD2	1:H:326:ILE:HG23	2.19	0.42
1:F:363:TYR:CE2	1:G:500:GLN:HG2	2.54	0.42
1:B:211:175:H41	1:B:215:LEU:HD21	2.01	0.42
1:D:564:MSE:CE	1:D:570:ARG:HG3	2.49	0.42
1:E:198:GLY:O	1:E:235:VAL:HG23	2.18	0.42
1:B:189:GLU:HA	1:B:192:THR:OG1	2.18	0.42
1:D:272:THR:HG21	1:D:415:ALA:HB2	2.00	0.42
1:F:236:VAL:HG23	1:F:236:VAL:O	2.19	0.42
1:G:312:HIS:HA	1:G:313:PRO:HD3	1.91	0.42
1:G:178:ARG:HH22	1:G:393:SER:HA	1.81	0.42
1:G:679:ARG:HG2	1:G:679:ARG:HH11	1.83	0.42
1:C:544:PHE:CE2	1:C:637:THR:HB	2.53	0.42
1:B:545:LYS:HD2	1:B:545:LYS:C	2.38	0.42
1:E:263:LYS:HG2	1:E:263:LYS:O	2.19	0.42
1:A:497:MSE:HG3	1:D:445:ASN:HA	2.00	0.42
1:E:178:ARG:HH11	1:E:178:ARG:HG2	1.84	0.42
1:C:208:THR:CG2	1:C:507:LEU:HD23	2.49	0.42
1:A:211:175:O6	1:A:215:LEU:HD13	2.19	0.42
1:G:178:ARG:HH22	1:G:394:THR:N	2.17	0.42
1:D:580:THR:HG21	1:D:607:THR:CG2	2.39	0.42
1:B:375:LEU:HD12	2:D:816:HOH:O	2.20	0.42
1:G:36:HIS:O	1:G:37:LEU:CB	2.67	0.42
1:C:87:SER:O	1:C:88:ASP:HB2	2.20	0.42
1:C:548:PHE:O	1:C:552:ILE:HG13	2.18	0.42
1:E:652:SER:HA	1:E:653:PRO:HD3	1.86	0.42
1:C:208:THR:HG21	1:C:507:LEU:HD23	2.02	0.42

Continued on next page...

Continued from previous page...

Atom-1	Atom-2	Distance(Å)	Clash(Å)
1:G:147:PHE:O	1:G:147:PHE:CD1	2.73	0.42
1:F:601:PHE:CE1	1:F:629:ALA:HB1	2.55	0.42
1:B:38:PRO:HB3	1:B:323:PRO:HD2	2.00	0.42
1:B:642:GLU:HG3	1:F:252:LEU:O	2.20	0.42
1:B:298:ALA:HB1	1:B:336:LEU:HD13	2.01	0.42
1:G:649:SER:HB3	1:G:671:GLU:OE2	2.19	0.42
1:F:611:VAL:HG23	1:F:612:LEU:CD1	2.37	0.42
1:A:50:LYS:HD3	1:A:50:LYS:C	2.40	0.42
1:A:32:VAL:CG1	1:A:50:LYS:HG3	2.49	0.42
1:D:528:LEU:HD12	1:D:528:LEU:O	2.20	0.42
1:H:362:ARG:NH1	1:H:362:ARG:HG3	2.34	0.42
1:F:39:THR:CG2	1:F:323:PRO:HG2	2.50	0.42
1:G:50:LYS:HD3	1:G:50:LYS:C	2.40	0.42
1:H:535:ILE:HD13	1:H:658:LEU:HD11	2.02	0.42
1:A:596:ARG:O	1:A:599:ASP:HB3	2.19	0.42
1:E:367:THR:HG22	1:H:411:GLY:HA3	2.02	0.42
1:B:500:GLN:HA	1:D:363:TYR:CD2	2.54	0.42
1:F:368:SER:OG	1:F:369:PRO:HD3	2.20	0.42
1:E:337:GLU:O	1:E:337:GLU:HG2	2.18	0.42
1:F:588:THR:O	1:F:590:SER:N	2.53	0.42
1:D:97:SER:CB	1:D:400:ILE:HD11	2.44	0.42
1:C:370:GLN:H	1:C:370:GLN:CD	2.23	0.42
1:A:459:GLU:HG3	1:A:683:PHE:CG	2.55	0.42
1:B:682:VAL:HG21	1:C:133:ALA:HB2	2.01	0.42
1:G:411:GLY:HA2	1:G:413:PHE:CE2	2.55	0.42
1:F:375:LEU:HD23	1:F:432:ILE:HG13	2.00	0.42
1:F:228:HIS:HA	1:F:229:PRO:HD3	1.91	0.42
1:B:381:HIS:O	1:B:385:VAL:HG23	2.19	0.42
1:H:370:GLN:H	1:H:370:GLN:HG2	1.40	0.42
1:C:131:GLN:HE21	1:C:131:GLN:CA	2.25	0.42
1:A:645:TRP:CE2	1:A:679:ARG:HG2	2.54	0.42
1:A:32:VAL:HG12	1:A:50:LYS:CG	2.49	0.42
1:B:415:ALA:HB1	1:B:418:VAL:HG13	2.01	0.42
1:C:143:LEU:HD12	1:C:143:LEU:HA	1.92	0.42
1:E:609:VAL:HG22	1:F:619:LEU:HD22	2.02	0.42
1:G:156:LEU:O	1:G:159:SER:HB3	2.20	0.42
1:D:612:LEU:HD23	1:D:617:LEU:CD1	2.50	0.42
1:G:445:ASN:CG	1:G:448:MSE:HE3	2.39	0.42
1:E:527:HIS:CD2	1:E:531:VAL:HG22	2.55	0.42
1:E:445:ASN:HA	1:G:497:MSE:HG2	2.02	0.42
1:B:296:LEU:CD2	1:B:524:LEU:HD22	2.49	0.42
1:F:545:LYS:CA	1:F:545:LYS:HE2	2.50	0.42

Continued on next page...

Continued from previous page...

Atom-1	Atom-2	Distance(Å)	Clash(Å)
1:C:61:GLU:HB3	1:C:85:LYS:HB2	2.02	0.42
1:D:555:LEU:HD12	1:D:555:LEU:HA	1.82	0.42
1:C:211:175:H	1:C:211:175:C	2.33	0.42
1:B:69:LEU:CD1	1:B:387:THR:HA	2.49	0.42
1:H:128:ILE:HG12	1:H:132:LYS:HE2	2.00	0.42
1:D:401:ASP:OD1	1:D:403:GLU:CG	2.68	0.42
1:H:470:LEU:HD22	1:H:526:THR:HG23	2.01	0.42
1:C:648:ALA:O	1:C:650:THR:N	2.53	0.42
1:A:363:TYR:CD1	1:A:363:TYR:N	2.88	0.42
1:G:225:ILE:HD11	1:G:268:LEU:HD11	2.02	0.42
1:F:608:VAL:O	1:F:612:LEU:HB2	2.19	0.41
1:H:169:MSE:O	1:H:173:VAL:HG23	2.20	0.41
1:E:228:HIS:CD2	1:G:687:GLN:NE2	2.88	0.41
1:G:543:GLU:OE1	1:G:657:TYR:OH	2.37	0.41
1:H:362:ARG:CZ	1:H:448:MSE:HE2	2.50	0.41
1:A:94:ILE:O	1:A:98:VAL:HG23	2.20	0.41
1:C:460:ASP:HA	1:C:461:PRO:HD3	1.89	0.41
1:G:522:LEU:HD23	1:G:699:TYR:CD1	2.55	0.41
1:F:181:SER:O	1:F:182:ALA:HB3	2.20	0.41
1:H:331:ASN:O	1:H:335:LEU:HG	2.20	0.41
1:D:134:LEU:HA	1:D:137:HIS:CE1	2.54	0.41
1:B:627:VAL:O	1:B:631:GLU:HG2	2.19	0.41
1:A:489:THR:O	1:A:492:VAL:HG23	2.19	0.41
1:C:593:LEU:HD21	1:C:637:THR:HG21	2.02	0.41
1:G:368:SER:OG	1:G:369:PRO:HD3	2.20	0.41
1:A:375:LEU:N	1:A:375:LEU:CD1	2.84	0.41
1:D:29:ASN:ND2	1:D:29:ASN:O	2.53	0.41
1:H:453:PRO:O	1:H:454:SER:C	2.59	0.41
1:B:89:GLU:O	1:B:93:LYS:HG2	2.20	0.41
1:H:299:MSE:HE3	1:H:662:THR:HB	2.03	0.41
1:G:648:ALA:O	1:G:649:SER:C	2.58	0.41
1:G:92:SER:OG	1:G:96:LYS:NZ	2.53	0.41
1:C:334:LYS:HZ3	1:C:661:ARG:NH2	2.18	0.41
1:E:493:GLN:OE1	1:G:434:LYS:NZ	2.45	0.41
1:B:48:VAL:O	1:B:52:LEU:HG	2.20	0.41
1:D:188:LEU:HD12	1:D:188:LEU:N	2.35	0.41
1:C:270:ASN:ND2	1:C:396:ASP:HB3	2.34	0.41
1:B:564:MSE:SE	1:B:570:ARG:HA	2.69	0.41
1:A:170:THR:HG22	1:A:195:LEU:HD13	2.02	0.41
1:D:69:LEU:HG	1:D:280:THR:HG23	2.01	0.41
1:A:178:ARG:HG2	1:A:178:ARG:NH1	2.35	0.41
1:D:588:THR:C	1:D:590:SER:H	2.24	0.41

Continued on next page...

Continued from previous page...

Atom-1	Atom-2	Distance(Å)	Clash(Å)
1:E:552:ILE:O	1:E:556:ILE:HG13	2.19	0.41
1:B:252:LEU:HD23	1:B:253:PHE:CE1	2.56	0.41
1:E:455:CYS:O	1:E:456:LEU:HB2	2.19	0.41
1:H:329:ALA:O	1:H:333:ARG:HB2	2.20	0.41
1:B:162:LEU:O	1:B:165:VAL:HG13	2.19	0.41
1:F:382:ALA:HB1	1:F:421:THR:HB	2.02	0.41
1:E:592:ASP:O	1:E:594:VAL:N	2.53	0.41
1:F:561:GLY:C	1:F:563:ALA:H	2.23	0.41
1:H:460:ASP:OD1	1:H:592:ASP:O	2.36	0.41
1:E:131:GLN:NE2	1:E:261:GLY:O	2.45	0.41
1:D:396:ASP:C	1:D:399:LEU:HD21	2.41	0.41
1:H:258:VAL:HG12	1:H:259:VAL:N	2.34	0.41
1:A:30:LEU:O	1:A:42:VAL:HG21	2.20	0.41
1:G:375:LEU:N	1:G:375:LEU:HD12	2.35	0.41
1:H:627:VAL:O	1:H:631:GLU:HG2	2.20	0.41
1:G:661:ARG:HG3	2:G:802:HOH:O	2.20	0.41
1:H:340:ARG:N	1:H:340:ARG:HD3	2.36	0.41
1:D:626:LYS:HD3	1:D:626:LYS:C	2.41	0.41
1:F:511:ARG:NH1	2:F:798:HOH:O	2.47	0.41
1:A:535:ILE:HG13	1:A:536:ASP:N	2.34	0.41
1:H:648:ALA:O	1:H:649:SER:C	2.59	0.41
1:C:166:ARG:NH1	1:C:195:LEU:HD23	2.36	0.41
1:C:375:LEU:CD1	1:C:375:LEU:N	2.83	0.41
1:A:175:SER:HA	1:A:178:ARG:HD3	2.02	0.41
1:E:670:ARG:HD3	1:E:676:LYS:HA	2.01	0.41
1:D:557:ASP:OD1	1:D:570:ARG:HD2	2.21	0.41
1:A:320:ARG:NH1	1:C:389:GLU:OE2	2.53	0.41
1:E:547:GLN:O	1:E:550:PRO:HG2	2.20	0.41
1:E:48:VAL:HG13	1:E:288:MSE:HE1	2.01	0.41
1:F:548:PHE:HD1	1:F:636:LEU:HD12	1.84	0.41
1:E:101:LEU:O	1:E:104:GLN:N	2.53	0.41
1:D:228:HIS:HA	1:D:229:PRO:HD3	1.94	0.41
1:B:289:LEU:HG	1:B:520:LEU:HD13	2.03	0.41
1:B:516:SER:HA	1:B:519:VAL:HG22	2.03	0.41
1:F:593:LEU:HD21	1:F:637:THR:HG21	2.01	0.41
1:H:135:LEU:O	1:H:139:LEU:HG	2.21	0.41
1:B:581:LEU:HD13	1:B:604:ALA:HB2	2.02	0.41
1:F:649:SER:OG	1:F:676:LYS:HD2	2.21	0.41
1:G:84:VAL:HG12	2:G:808:HOH:O	2.19	0.41
1:F:102:ARG:HD3	1:F:102:ARG:C	2.40	0.41
1:G:40:THR:HG22	1:G:40:THR:O	2.19	0.41
1:F:319:THR:CG2	1:G:412:ASN:ND2	2.84	0.41

Continued on next page...

Continued from previous page...

Atom-1	Atom-2	Distance(Å)	Clash(Å)
1:A:560:PHE:HD2	1:A:617:LEU:HD13	1.86	0.41
1:F:54:ALA:HA	1:F:55:PRO:HD3	1.91	0.41
1:C:631:GLU:C	1:C:634:ILE:HG12	2.40	0.41
1:G:446:ALA:HB1	1:G:589:ASN:ND2	2.35	0.41
1:D:270:ASN:HD22	1:D:396:ASP:CA	2.31	0.41
1:D:54:ALA:HA	1:D:55:PRO:HD3	1.85	0.41
1:F:169:MSE:HE2	1:F:191:LEU:HD23	2.01	0.41
1:G:295:SER:O	1:G:299:MSE:HG3	2.21	0.41
1:D:573:LEU:HG	1:D:611:VAL:HG21	2.03	0.41
1:C:659:SER:O	1:C:663:GLN:HB2	2.20	0.41
1:E:418:VAL:HG22	1:E:506:ALA:HB1	2.02	0.41
1:C:560:PHE:HB2	1:C:564:MSE:HE2	2.02	0.41
1:A:143:LEU:HD13	1:A:204:PRO:HA	2.02	0.41
1:G:375:LEU:N	1:G:375:LEU:CD1	2.84	0.41
1:B:522:LEU:HD22	1:C:142:VAL:HG21	2.02	0.41
1:E:175:SER:HA	1:E:178:ARG:HD3	2.03	0.41
1:F:185:LEU:O	1:F:189:GLU:HG3	2.21	0.41
1:G:185:LEU:HA	1:G:188:LEU:HD13	2.02	0.41
1:G:178:ARG:NH2	1:G:394:THR:N	2.69	0.41
1:C:244:LEU:HD23	1:C:244:LEU:N	2.36	0.41
1:E:593:LEU:HD12	1:E:597:TRP:CD1	2.56	0.41
1:A:427:LEU:O	1:A:431:GLN:HG2	2.21	0.41
1:C:466:HIS:CE1	1:C:533:GLN:HG3	2.54	0.41
1:G:29:ASN:C	1:G:31:ALA:H	2.23	0.41
1:C:141:GLY:HA3	1:C:204:PRO:HG2	2.02	0.41
1:B:211:175:C	1:B:211:175:H	2.34	0.41
1:D:190:ALA:HA	2:D:748:HOH:O	2.19	0.41
1:E:256:GLU:HA	1:E:257:PRO:HD2	1.85	0.41
1:H:59:THR:HG21	1:H:83:ARG:HG3	2.02	0.41
1:A:168:ALA:O	1:A:172:ARG:HB2	2.21	0.41
1:A:548:PHE:O	1:A:552:ILE:HG13	2.21	0.41
1:H:548:PHE:CE1	1:H:633:ALA:HB2	2.56	0.41
1:E:588:THR:HG23	1:E:596:ARG:HG3	2.03	0.41
1:A:43:THR:HB	1:A:327:GLU:CD	2.41	0.41
1:E:535:ILE:H	1:E:535:ILE:HG12	1.66	0.41
1:F:545:LYS:HE2	1:F:545:LYS:HA	2.03	0.41
1:G:341:PHE:CE2	1:G:657:TYR:HB2	2.55	0.41
1:D:169:MSE:CE	1:D:191:LEU:HD23	2.51	0.41
1:C:696:SER:O	1:C:700:GLU:HG3	2.21	0.41
1:F:48:VAL:HA	1:F:51:MSE:HE2	2.02	0.41
1:A:183:VAL:HG13	1:A:183:VAL:O	2.21	0.40
1:H:142:VAL:HG12	2:H:718:HOH:O	2.20	0.40

Continued on next page...

Continued from previous page...

Atom-1	Atom-2	Distance(Å)	Clash(Å)
1:H:680:GLY:O	1:H:684:LEU:HG	2.21	0.40
1:F:359:ARG:O	1:F:360:GLN:CB	2.65	0.40
1:H:169:MSE:HE2	1:H:191:LEU:CD2	2.51	0.40
1:G:561:GLY:HA2	1:G:564:MSE:HB3	2.02	0.40
1:F:312:HIS:HA	1:F:313:PRO:HD3	1.95	0.40
1:G:372:LEU:HD21	1:G:435:LEU:HD23	2.03	0.40
1:E:605:ALA:HA	1:E:608:VAL:HG13	2.02	0.40
1:H:568:ASN:O	1:H:568:ASN:CG	2.58	0.40
1:F:594:VAL:CB	1:F:595:PRO:HD3	2.52	0.40
1:G:605:ALA:HA	1:G:608:VAL:CG1	2.50	0.40
1:A:62:LEU:N	1:A:62:LEU:HD22	2.37	0.40
1:E:176:LEU:HD22	1:E:183:VAL:CG1	2.51	0.40
1:B:178:ARG:NH2	1:B:393:SER:O	2.54	0.40
1:F:299:MSE:SE	1:F:665:LEU:HD23	2.72	0.40
1:B:551:ALA:O	1:B:555:LEU:HD13	2.21	0.40
1:G:489:THR:O	1:G:492:VAL:HG23	2.21	0.40
1:E:637:THR:O	1:E:641:ARG:HG3	2.21	0.40
1:G:597:TRP:HD1	1:G:634:ILE:HG22	1.86	0.40
1:B:142:VAL:HG11	1:C:522:LEU:CD2	2.51	0.40
1:E:476:ALA:HB2	1:G:209:ILE:HG23	2.04	0.40
1:G:184:ARG:HH11	1:G:186:VAL:HG12	1.84	0.40
1:C:44:GLN:O	1:C:48:VAL:HG23	2.21	0.40
1:H:443:MSE:SE	1:H:531:VAL:HG23	2.71	0.40
1:H:462:SER:O	1:H:463:LEU:HD12	2.20	0.40
1:B:575:GLU:HG2	1:B:579:LYS:HE3	2.03	0.40
1:F:389:GLU:OE2	1:G:320:ARG:NH1	2.55	0.40
1:C:67:LEU:HD12	1:C:71:ASP:HB2	2.02	0.40
1:C:216:SER:O	1:C:220:TYR:HD1	2.04	0.40
1:B:370:GLN:HG3	1:D:411:GLY:O	2.21	0.40
1:D:449:ASN:HB2	1:D:452:LEU:HD12	2.02	0.40
1:D:202:ILE:HA	2:D:732:HOH:O	2.21	0.40
1:C:679:ARG:NH1	1:C:683:PHE:CE2	2.89	0.40
1:F:431:GLN:CA	1:F:431:GLN:HE21	2.18	0.40
1:H:178:ARG:HH12	1:H:393:SER:CA	2.35	0.40
1:H:143:LEU:N	1:H:143:LEU:CD1	2.82	0.40
1:H:460:ASP:HA	1:H:461:PRO:HD3	1.89	0.40
1:H:446:ALA:HA	1:H:449:ASN:HD21	1.87	0.40
1:C:156:LEU:HB3	1:C:159:SER:OG	2.22	0.40
1:E:100:PHE:CE1	1:E:405:LYS:HA	2.56	0.40
1:E:313:PRO:HD3	1:E:333:ARG:NE	2.36	0.40
1:F:497:MSE:HG3	2:H:737:HOH:O	2.21	0.40
1:A:154:ARG:O	1:D:153:GLY:HA2	2.22	0.40

Continued on next page...

Continued from previous page...

Atom-1	Atom-2	Distance(Å)	Clash(Å)
1:F:537:LEU:HD12	1:F:537:LEU:HA	1.88	0.40
1:C:51:MSE:HG3	1:C:70:GLY:HA2	2.03	0.40

There are no symmetry-related clashes.

5.3 Torsion angles

5.3.1 Protein backbone ⓘ

In the following table, the Percentiles column shows the percent Ramachandran outliers of the chain as a percentile score with respect to all X-ray entries followed by that with respect to entries of similar resolution. The Analysed column shows the number of residues for which the backbone conformation was analysed, and the total number of residues.

Mol	Chain	Analysed	Favoured	Allowed	Outliers	Percentiles	
1	A	647/714 (91%)	593 (92%)	46 (7%)	8 (1%)	19	45
1	B	653/714 (92%)	598 (92%)	41 (6%)	14 (2%)	11	27
1	C	641/714 (90%)	587 (92%)	45 (7%)	9 (1%)	16	41
1	D	641/714 (90%)	591 (92%)	38 (6%)	12 (2%)	12	29
1	E	648/714 (91%)	594 (92%)	43 (7%)	11 (2%)	14	33
1	F	641/714 (90%)	588 (92%)	41 (6%)	12 (2%)	12	29
1	G	649/714 (91%)	604 (93%)	34 (5%)	11 (2%)	14	33
1	H	637/714 (89%)	590 (93%)	34 (5%)	13 (2%)	11	28
All	All	5157/5712 (90%)	4745 (92%)	322 (6%)	90 (2%)	14	33

All (90) Ramachandran outliers are listed below:

Mol	Chain	Res	Type
1	A	39	THR
1	A	454	SER
1	A	466	HIS
1	B	39	THR
1	B	260	LEU
1	B	404	ASN
1	B	466	HIS
1	C	454	SER
1	D	28	THR
1	D	466	HIS

Continued on next page...

Continued from previous page...

Mol	Chain	Res	Type
1	D	498	ALA
1	E	29	ASN
1	E	263	LYS
1	F	240	LYS
1	F	262	PRO
1	F	360	GLN
1	F	466	HIS
1	F	689	VAL
1	F	690	THR
1	G	38	PRO
1	G	39	THR
1	G	321	PRO
1	G	466	HIS
1	H	454	SER
1	H	466	HIS
1	H	593	LEU
1	H	647	ALA
1	H	648	ALA
1	A	415	ALA
1	A	593	LEU
1	B	34	GLY
1	B	79	GLY
1	B	415	ALA
1	C	466	HIS
1	D	454	SER
1	D	589	ASN
1	E	454	SER
1	E	466	HIS
1	E	593	LEU
1	G	402	VAL
1	H	247	ARG
1	H	345	HIS
1	H	615	THR
1	A	40	THR
1	B	454	SER
1	B	589	ASN
1	C	496	GLU
1	D	321	PRO
1	D	415	ALA
1	D	496	GLU
1	E	415	ALA
1	F	565	THR

Continued on next page...

Continued from previous page...

Mol	Chain	Res	Type
1	F	589	ASN
1	G	360	GLN
1	G	649	SER
1	A	321	PRO
1	B	321	PRO
1	B	345	HIS
1	C	252	LEU
1	C	321	PRO
1	C	649	SER
1	D	182	ALA
1	D	240	LYS
1	D	593	LEU
1	E	86	ASP
1	F	454	SER
1	G	345	HIS
1	G	496	GLU
1	H	91	ARG
1	H	321	PRO
1	H	361	ASP
1	B	38	PRO
1	B	449	ASN
1	C	415	ALA
1	D	239	GLY
1	E	42	VAL
1	F	238	GLU
1	F	239	GLY
1	F	321	PRO
1	G	147	PHE
1	G	415	ALA
1	H	146	SER
1	H	182	ALA
1	B	37	LEU
1	C	42	VAL
1	E	321	PRO
1	C	402	VAL
1	A	37	LEU
1	E	79	GLY
1	E	37	LEU

5.3.2 Protein sidechains ⓘ

In the following table, the Percentiles column shows the percent sidechain outliers of the chain as a percentile score with respect to all X-ray entries followed by that with respect to entries of similar resolution. The Analysed column shows the number of residues for which the sidechain conformation was analysed, and the total number of residues.

Mol	Chain	Analysed	Rotameric	Outliers	Percentiles	
1	A	542/573 (95%)	504 (93%)	38 (7%)	21	47
1	B	547/573 (96%)	511 (93%)	36 (7%)	24	50
1	C	538/573 (94%)	505 (94%)	33 (6%)	26	54
1	D	539/573 (94%)	496 (92%)	43 (8%)	17	37
1	E	543/573 (95%)	502 (92%)	41 (8%)	19	41
1	F	539/573 (94%)	505 (94%)	34 (6%)	25	53
1	G	544/573 (95%)	505 (93%)	39 (7%)	21	45
1	H	535/573 (93%)	500 (94%)	35 (6%)	24	51
All	All	4327/4584 (94%)	4028 (93%)	299 (7%)	22	48

All (299) residues with a non-rotameric sidechain are listed below:

Mol	Chain	Res	Type
1	A	38	PRO
1	A	41	GLN
1	A	69	LEU
1	A	72	VAL
1	A	83	ARG
1	A	84	VAL
1	A	95	ASP
1	A	128	ILE
1	A	143	LEU
1	A	170	THR
1	A	172	ARG
1	A	218	LEU
1	A	219	SER
1	A	256	GLU
1	A	268	LEU
1	A	289	LEU
1	A	320	ARG
1	A	336	LEU
1	A	366	ARG
1	A	370	GLN
1	A	375	LEU

Continued on next page...

Continued from previous page...

Mol	Chain	Res	Type
1	A	394	THR
1	A	496	GLU
1	A	503	ASN
1	A	520	LEU
1	A	532	LEU
1	A	533	GLN
1	A	537	LEU
1	A	555	LEU
1	A	569	LEU
1	A	570	ARG
1	A	573	LEU
1	A	588	THR
1	A	599	ASP
1	A	603	PHE
1	A	637	THR
1	A	656	SER
1	A	679	ARG
1	B	60	LEU
1	B	62	LEU
1	B	82	VAL
1	B	84	VAL
1	B	99	GLU
1	B	101	LEU
1	B	138	GLN
1	B	142	VAL
1	B	143	LEU
1	B	165	VAL
1	B	172	ARG
1	B	215	LEU
1	B	238	GLU
1	B	244	LEU
1	B	247	ARG
1	B	258	VAL
1	B	270	ASN
1	B	281	LEU
1	B	289	LEU
1	B	296	LEU
1	B	336	LEU
1	B	362	ARG
1	B	370	GLN
1	B	386	LEU
1	B	418	VAL

Continued on next page...

Continued from previous page...

Mol	Chain	Res	Type
1	B	520	LEU
1	B	532	LEU
1	B	537	LEU
1	B	545	LYS
1	B	585	LEU
1	B	603	PHE
1	B	612	LEU
1	B	615	THR
1	B	636	LEU
1	B	686	LYS
1	B	710	VAL
1	C	62	LEU
1	C	84	VAL
1	C	101	LEU
1	C	130	LEU
1	C	131	GLN
1	C	143	LEU
1	C	172	ARG
1	C	178	ARG
1	C	183	VAL
1	C	185	LEU
1	C	203	VAL
1	C	215	LEU
1	C	218	LEU
1	C	242	LYS
1	C	244	LEU
1	C	289	LEU
1	C	336	LEU
1	C	370	GLN
1	C	502	VAL
1	C	520	LEU
1	C	527	HIS
1	C	533	GLN
1	C	543	GLU
1	C	569	LEU
1	C	573	LEU
1	C	594	VAL
1	C	603	PHE
1	C	612	LEU
1	C	636	LEU
1	C	643	THR
1	C	661	ARG

Continued on next page...

Continued from previous page...

Mol	Chain	Res	Type
1	C	675	VAL
1	C	681	ASP
1	D	29	ASN
1	D	40	THR
1	D	50	LYS
1	D	60	LEU
1	D	69	LEU
1	D	104	GLN
1	D	123	ARG
1	D	126	ASP
1	D	131	GLN
1	D	148	ASP
1	D	162	LEU
1	D	165	VAL
1	D	175	SER
1	D	203	VAL
1	D	240	LYS
1	D	263	LYS
1	D	281	LEU
1	D	289	LEU
1	D	310	SER
1	D	317	ASP
1	D	336	LEU
1	D	361	ASP
1	D	370	GLN
1	D	375	LEU
1	D	423	GLU
1	D	497	MSE
1	D	520	LEU
1	D	532	LEU
1	D	537	LEU
1	D	538	ARG
1	D	555	LEU
1	D	560	PHE
1	D	565	THR
1	D	569	LEU
1	D	570	ARG
1	D	571	ASP
1	D	573	LEU
1	D	585	LEU
1	D	596	ARG
1	D	603	PHE

Continued on next page...

Continued from previous page...

Mol	Chain	Res	Type
1	D	610	GLU
1	D	672	GLU
1	D	706	ARG
1	E	41	GLN
1	E	62	LEU
1	E	69	LEU
1	E	72	VAL
1	E	83	ARG
1	E	84	VAL
1	E	87	SER
1	E	102	ARG
1	E	139	LEU
1	E	143	LEU
1	E	172	ARG
1	E	218	LEU
1	E	230	ASP
1	E	268	LEU
1	E	281	LEU
1	E	289	LEU
1	E	317	ASP
1	E	336	LEU
1	E	337	GLU
1	E	370	GLN
1	E	375	LEU
1	E	386	LEU
1	E	418	VAL
1	E	520	LEU
1	E	531	VAL
1	E	533	GLN
1	E	535	ILE
1	E	537	LEU
1	E	543	GLU
1	E	555	LEU
1	E	573	LEU
1	E	585	LEU
1	E	586	GLU
1	E	588	THR
1	E	594	VAL
1	E	603	PHE
1	E	626	LYS
1	E	636	LEU
1	E	675	VAL

Continued on next page...

Continued from previous page...

Mol	Chain	Res	Type
1	E	681	ASP
1	E	686	LYS
1	F	40	THR
1	F	60	LEU
1	F	102	ARG
1	F	131	GLN
1	F	134	LEU
1	F	135	LEU
1	F	143	LEU
1	F	147	PHE
1	F	172	ARG
1	F	183	VAL
1	F	203	VAL
1	F	244	LEU
1	F	275	SER
1	F	281	LEU
1	F	289	LEU
1	F	336	LEU
1	F	360	GLN
1	F	361	ASP
1	F	370	GLN
1	F	375	LEU
1	F	404	ASN
1	F	418	VAL
1	F	424	LYS
1	F	431	GLN
1	F	520	LEU
1	F	532	LEU
1	F	537	LEU
1	F	545	LYS
1	F	558	GLN
1	F	570	ARG
1	F	594	VAL
1	F	596	ARG
1	F	603	PHE
1	F	661	ARG
1	G	30	LEU
1	G	38	PRO
1	G	62	LEU
1	G	87	SER
1	G	91	ARG
1	G	130	LEU

Continued on next page...

Continued from previous page...

Mol	Chain	Res	Type
1	G	139	LEU
1	G	143	LEU
1	G	151	ARG
1	G	172	ARG
1	G	203	VAL
1	G	218	LEU
1	G	248	GLU
1	G	268	LEU
1	G	270	ASN
1	G	281	LEU
1	G	317	ASP
1	G	336	LEU
1	G	346	GLU
1	G	361	ASP
1	G	370	GLN
1	G	427	LEU
1	G	441	THR
1	G	462	SER
1	G	520	LEU
1	G	531	VAL
1	G	533	GLN
1	G	543	GLU
1	G	545	LYS
1	G	555	LEU
1	G	569	LEU
1	G	573	LEU
1	G	585	LEU
1	G	603	PHE
1	G	638	ARG
1	G	658	LEU
1	G	670	ARG
1	G	675	VAL
1	G	700	GLU
1	H	57	ASP
1	H	60	LEU
1	H	69	LEU
1	H	84	VAL
1	H	126	ASP
1	H	131	GLN
1	H	142	VAL
1	H	165	VAL
1	H	203	VAL

Continued on next page...

Continued from previous page...

Mol	Chain	Res	Type
1	H	215	LEU
1	H	244	LEU
1	H	247	ARG
1	H	256	GLU
1	H	263	LYS
1	H	281	LEU
1	H	289	LEU
1	H	340	ARG
1	H	361	ASP
1	H	370	GLN
1	H	405	LYS
1	H	418	VAL
1	H	497	MSE
1	H	520	LEU
1	H	531	VAL
1	H	532	LEU
1	H	537	LEU
1	H	538	ARG
1	H	569	LEU
1	H	585	LEU
1	H	603	PHE
1	H	611	VAL
1	H	615	THR
1	H	636	LEU
1	H	679	ARG
1	H	710	VAL

Some sidechains can be flipped to improve hydrogen bonding and reduce clashes. All (65) such sidechains are listed below:

Mol	Chain	Res	Type
1	A	29	ASN
1	A	137	HIS
1	A	138	GLN
1	A	254	ASN
1	A	370	GLN
1	A	412	ASN
1	A	436	ASN
1	A	499	ASN
1	A	587	GLN
1	B	138	GLN
1	B	420	ASN
1	B	499	ASN

Continued on next page...

Continued from previous page...

Mol	Chain	Res	Type
1	B	500	GLN
1	C	29	ASN
1	C	270	ASN
1	C	370	GLN
1	C	499	ASN
1	C	639	GLN
1	C	709	ASN
1	D	29	ASN
1	D	44	GLN
1	D	270	ASN
1	D	284	HIS
1	D	412	ASN
1	D	436	ASN
1	D	558	GLN
1	D	568	ASN
1	D	663	GLN
1	D	708	ASN
1	E	29	ASN
1	E	137	HIS
1	E	404	ASN
1	E	408	HIS
1	E	412	ASN
1	E	420	ASN
1	E	436	ASN
1	E	527	HIS
1	F	104	GLN
1	F	137	HIS
1	F	237	HIS
1	F	254	ASN
1	F	284	HIS
1	F	404	ASN
1	F	436	ASN
1	F	483	HIS
1	F	559	HIS
1	G	29	ASN
1	G	44	GLN
1	G	104	GLN
1	G	331	ASN
1	G	344	HIS
1	G	370	GLN
1	G	466	HIS
1	G	499	ASN

Continued on next page...

Continued from previous page...

Mol	Chain	Res	Type
1	G	568	ASN
1	G	687	GLN
1	H	137	HIS
1	H	237	HIS
1	H	325	GLN
1	H	331	ASN
1	H	370	GLN
1	H	500	GLN
1	H	578	ASN
1	H	708	ASN
1	H	709	ASN

5.3.3 RNA ⓘ

There are no RNA chains in this entry.

5.4 Non-standard residues in protein, DNA, RNA chains ⓘ

8 non-standard protein/DNA/RNA residues are modelled in this entry.

In the following table, the Counts columns list the number of bonds (or angles) for which Mogul statistics could be retrieved, the number of bonds (or angles) that are observed in the model and the number of bonds (or angles) that are defined in the chemical component dictionary. The Link column lists molecule types, if any, to which the group is linked. The Z score for a bond length (or angle) is the number of standard deviations the observed value is removed from the expected value. A bond length (or angle) with $|Z| > 2$ is considered an outlier worth inspection. RMSZ is the root-mean-square of all Z scores of the bond lengths (or angles).

Mol	Type	Chain	Res	Link	Bond lengths			Bond angles		
					Counts	RMSZ	# Z > 2	Counts	RMSZ	# Z > 2
1	175	A	211	1	14,14,15	6.40	6 (42%)	17,19,21	4.21	7 (41%)
1	175	B	211	1	14,14,15	6.29	6 (42%)	17,19,21	4.45	8 (47%)
1	175	C	211	1	14,14,15	6.15	5 (35%)	17,19,21	4.23	8 (47%)
1	175	D	211	1	14,14,15	6.46	6 (42%)	17,19,21	4.25	7 (41%)
1	175	E	211	1	14,14,15	6.45	5 (35%)	17,19,21	4.21	8 (47%)
1	175	F	211	1	14,14,15	6.30	5 (35%)	17,19,21	4.29	8 (47%)
1	175	G	211	1	14,14,15	6.25	5 (35%)	17,19,21	4.31	9 (52%)
1	175	H	211	1	14,14,15	6.13	5 (35%)	17,19,21	4.21	7 (41%)

In the following table, the Chirals column lists the number of chiral outliers, the number of chiral

centers analysed, the number of these observed in the model and the number defined in the chemical component dictionary. Similar counts are reported in the Torsion and Rings columns. '-' means no outliers of that kind were identified.

Mol	Type	Chain	Res	Link	Chirals	Torsions	Rings
1	175	A	211	1	2/2/5/7	0/6/25/26	0/1/1/1
1	175	B	211	1	2/2/5/7	0/6/25/26	0/1/1/1
1	175	C	211	1	2/2/5/7	0/6/25/26	0/1/1/1
1	175	D	211	1	2/2/5/7	0/6/25/26	0/1/1/1
1	175	E	211	1	2/2/5/7	0/6/25/26	0/1/1/1
1	175	F	211	1	2/2/5/7	0/6/25/26	0/1/1/1
1	175	G	211	1	2/2/5/7	0/6/25/26	0/1/1/1
1	175	H	211	1	2/2/5/7	0/6/25/26	0/1/1/1

All (43) bond length outliers are listed below:

Mol	Chain	Res	Type	Atoms	Z	Observed(Å)	Ideal(Å)
1	E	211	175	O-C	18.02	1.23	1.11
1	B	211	175	O-C	17.74	1.23	1.11
1	D	211	175	O-C	17.71	1.23	1.11
1	A	211	175	O-C	17.65	1.23	1.11
1	F	211	175	O-C	17.17	1.23	1.11
1	G	211	175	O-C	16.82	1.23	1.11
1	C	211	175	O-C	16.65	1.22	1.11
1	H	211	175	O-C	16.29	1.22	1.11
1	H	211	175	C2-N2	-14.72	1.24	1.45
1	G	211	175	C2-N2	-14.67	1.24	1.45
1	A	211	175	C2-N2	-14.60	1.24	1.45
1	D	211	175	C2-N2	-14.57	1.24	1.45
1	E	211	175	C2-N2	-14.44	1.24	1.45
1	C	211	175	C2-N2	-14.44	1.24	1.45
1	F	211	175	C2-N2	-14.38	1.25	1.45
1	B	211	175	C2-N2	-13.84	1.25	1.45
1	F	211	175	C4-C3	-4.13	1.45	1.53
1	D	211	175	C4-C3	-4.09	1.45	1.53
1	G	211	175	CA-C	4.07	1.53	1.48
1	E	211	175	CA-C	4.04	1.53	1.48
1	E	211	175	C4-C3	-3.93	1.46	1.53
1	B	211	175	C4-C3	-3.87	1.46	1.53
1	F	211	175	CA-C	3.85	1.53	1.48
1	H	211	175	CA-C	3.77	1.53	1.48
1	A	211	175	C4-C3	-3.76	1.46	1.53
1	C	211	175	CA-C	3.71	1.53	1.48

Continued on next page...

Continued from previous page...

Mol	Chain	Res	Type	Atoms	Z	Observed(Å)	Ideal(Å)
1	A	211	175	CA-C	3.69	1.53	1.48
1	D	211	175	C3-C5	-3.67	1.46	1.52
1	B	211	175	CA-C	3.56	1.53	1.48
1	H	211	175	C4-C3	-3.50	1.47	1.53
1	D	211	175	CA-C	3.47	1.52	1.48
1	C	211	175	C4-C3	-3.43	1.47	1.53
1	G	211	175	C4-C3	-3.43	1.47	1.53
1	F	211	175	C3-C5	-3.07	1.47	1.52
1	G	211	175	C3-C5	-2.63	1.47	1.52
1	B	211	175	C3-C5	-2.58	1.48	1.52
1	A	211	175	C3-C5	-2.52	1.48	1.52
1	D	211	175	C2-N0	-2.39	1.42	1.45
1	H	211	175	C3-C5	-2.28	1.48	1.52
1	E	211	175	C3-C5	-2.27	1.48	1.52
1	A	211	175	C2-N0	-2.24	1.42	1.45
1	C	211	175	C3-C5	-2.23	1.48	1.52
1	B	211	175	C2-N0	-2.12	1.43	1.45

All (62) bond angle outliers are listed below:

Mol	Chain	Res	Type	Atoms	Z	Observed(°)	Ideal(°)
1	D	211	175	C0-C2-N2	8.93	130.23	112.83
1	B	211	175	C0-C2-N2	8.86	130.09	112.83
1	A	211	175	C0-C2-N2	8.74	129.86	112.83
1	C	211	175	C0-C2-N2	8.66	129.70	112.83
1	F	211	175	C0-C2-N2	8.63	129.64	112.83
1	D	211	175	C4-C3-N2	8.59	131.29	113.50
1	G	211	175	C0-C2-N2	8.49	129.38	112.83
1	H	211	175	C0-C2-N2	8.45	129.28	112.83
1	E	211	175	C0-C2-N2	8.44	129.27	112.83
1	F	211	175	C4-C3-N2	8.38	130.85	113.50
1	H	211	175	C4-C3-N2	8.32	130.72	113.50
1	B	211	175	C4-C3-N2	8.29	130.66	113.50
1	C	211	175	C4-C3-N2	8.26	130.60	113.50
1	A	211	175	C4-C3-N2	8.19	130.46	113.50
1	G	211	175	C4-C3-N2	8.17	130.41	113.50
1	E	211	175	C4-C3-N2	8.15	130.37	113.50
1	G	211	175	C2-N0-C5	-6.92	103.19	112.81
1	F	211	175	C2-N0-C5	-6.73	103.46	112.81
1	B	211	175	C2-N0-C5	-6.67	103.54	112.81
1	H	211	175	C2-N0-C5	-6.62	103.61	112.81
1	E	211	175	C2-N0-C5	-6.61	103.63	112.81

Continued on next page...

Continued from previous page...

Mol	Chain	Res	Type	Atoms	Z	Observed(°)	Ideal(°)
1	A	211	175	C2-N0-C5	-6.53	103.74	112.81
1	C	211	175	C2-N0-C5	-6.51	103.77	112.81
1	G	211	175	C3-C5-N0	6.48	113.52	107.96
1	F	211	175	C3-C5-N0	6.44	113.48	107.96
1	D	211	175	C2-N0-C5	-6.28	104.09	112.81
1	B	211	175	C3-C5-N0	6.17	113.25	107.96
1	D	211	175	C3-C5-N0	6.17	113.25	107.96
1	C	211	175	C3-C5-N0	6.13	113.22	107.96
1	H	211	175	C3-C5-N0	6.06	113.15	107.96
1	E	211	175	C3-C5-N0	6.02	113.12	107.96
1	A	211	175	C3-C5-N0	5.99	113.09	107.96
1	G	211	175	C4-C3-C5	5.49	131.02	112.19
1	E	211	175	C4-C3-C5	5.49	131.01	112.19
1	A	211	175	C4-C3-C5	5.49	131.01	112.19
1	C	211	175	C4-C3-C5	5.43	130.81	112.19
1	H	211	175	C4-C3-C5	5.38	130.65	112.19
1	B	211	175	C4-C3-C5	5.35	130.53	112.19
1	F	211	175	C4-C3-C5	5.34	130.50	112.19
1	B	211	175	CA-N0-C5	5.30	129.60	122.60
1	H	211	175	N2-C2-N0	5.27	113.76	103.28
1	G	211	175	N2-C2-N0	5.21	113.64	103.28
1	A	211	175	N2-C2-N0	5.20	113.62	103.28
1	D	211	175	C4-C3-C5	5.18	129.95	112.19
1	B	211	175	N2-C2-N0	5.17	113.56	103.28
1	E	211	175	N2-C2-N0	5.13	113.48	103.28
1	C	211	175	N2-C2-N0	5.06	113.34	103.28
1	F	211	175	N2-C2-N0	5.00	113.22	103.28
1	D	211	175	N2-C2-N0	4.83	112.89	103.28
1	D	211	175	C2-C0-N	2.64	118.79	110.93
1	B	211	175	C2-C0-N	2.64	118.78	110.93
1	G	211	175	C2-C0-N	2.51	118.39	110.93
1	F	211	175	C2-C0-N	2.50	118.37	110.93
1	C	211	175	C2-C0-N	2.45	118.21	110.93
1	E	211	175	C2-C0-N	2.35	117.91	110.93
1	A	211	175	C2-C0-N	2.32	117.84	110.93
1	H	211	175	C2-C0-N	2.24	117.58	110.93
1	E	211	175	C0-C2-N0	2.14	117.13	113.44
1	F	211	175	C0-C2-N0	2.13	117.11	113.44
1	G	211	175	C0-C2-N0	2.05	116.99	113.44
1	G	211	175	CA-N0-C5	2.04	125.30	122.60
1	C	211	175	C0-C2-N0	2.02	116.93	113.44

All (16) chirality outliers are listed below:

Mol	Chain	Res	Type	Atom
1	A	211	175	C3
1	A	211	175	C2
1	H	211	175	C3
1	H	211	175	C2
1	G	211	175	C3
1	G	211	175	C2
1	C	211	175	C3
1	C	211	175	C2
1	E	211	175	C3
1	E	211	175	C2
1	D	211	175	C3
1	D	211	175	C2
1	F	211	175	C3
1	F	211	175	C2
1	B	211	175	C3
1	B	211	175	C2

There are no torsion outliers.

There are no ring outliers.

5.5 Carbohydrates ⓘ

There are no carbohydrates in this entry.

5.6 Ligand geometry ⓘ

There are no ligands in this entry.

5.7 Other polymers ⓘ

There are no such residues in this entry.

5.8 Polymer linkage issues

There are no chain breaks in this entry.

6 Fit of model and data ⓘ

6.1 Protein, DNA and RNA chains ⓘ

In the following table, the column labelled ‘#RSRZ> 2’ contains the number (and percentage) of RSRZ outliers, followed by percent RSRZ outliers for the chain as percentile scores relative to all X-ray entries and entries of similar resolution. The OWAB column contains the minimum, median, 95th percentile and maximum values of the occupancy-weighted average B-factor per residue. The column labelled ‘Q< 0.9’ lists the number of (and percentage) of residues with an average occupancy less than 0.9.

Mol	Chain	Analysed	<RSRZ>	#RSRZ>2			OWAB(Å ²)	Q<0.9
1	A	654/714 (91%)	-0.25	19 (2%)	49	55	12, 36, 66, 87	0
1	B	660/714 (92%)	-0.22	10 (1%)	70	75	12, 37, 64, 78	0
1	C	650/714 (91%)	-0.17	20 (3%)	47	52	15, 36, 69, 92	0
1	D	650/714 (91%)	-0.26	20 (3%)	47	52	8, 33, 63, 113	0
1	E	655/714 (91%)	-0.17	26 (3%)	36	41	13, 39, 66, 94	0
1	F	650/714 (91%)	-0.17	24 (3%)	39	44	13, 37, 64, 98	0
1	G	656/714 (91%)	-0.24	18 (2%)	52	57	14, 35, 63, 94	0
1	H	644/714 (90%)	-0.25	19 (2%)	48	54	13, 36, 63, 91	0
All	All	5219/5712 (91%)	-0.22	156 (2%)	48	54	8, 36, 65, 113	0

All (156) RSRZ outliers are listed below:

Mol	Chain	Res	Type	RSRZ
1	D	28	THR	6.2
1	D	122	THR	5.7
1	C	148	ASP	5.5
1	D	123	ARG	5.5
1	D	148	ASP	5.4
1	C	28	THR	5.3
1	D	124	THR	5.2
1	B	148	ASP	5.0
1	H	148	ASP	5.0
1	H	346	GLU	4.8
1	G	148	ASP	4.7
1	C	149	SER	4.6
1	D	149	SER	4.6
1	F	126	ASP	4.6
1	H	239	GLY	4.6
1	G	149	SER	4.2

Continued on next page...

Continued from previous page...

Mol	Chain	Res	Type	RSRZ
1	E	148	ASP	4.2
1	F	127	ALA	4.2
1	C	147	PHE	4.0
1	B	149	SER	4.0
1	F	238	GLU	3.9
1	H	149	SER	3.9
1	F	102	ARG	3.9
1	C	254	ASN	3.9
1	G	359	ARG	3.6
1	C	29	ASN	3.6
1	F	27	SER	3.6
1	E	124	THR	3.6
1	G	28	THR	3.6
1	E	28	THR	3.6
1	F	359	ARG	3.5
1	F	41	GLN	3.5
1	H	104	GLN	3.5
1	E	149	SER	3.5
1	A	566	GLY	3.5
1	D	126	ASP	3.5
1	G	497	MSE	3.5
1	F	33	ALA	3.5
1	B	28	THR	3.4
1	G	29	ASN	3.4
1	E	405	LYS	3.4
1	E	125	GLU	3.4
1	H	40	THR	3.4
1	G	346	GLU	3.3
1	C	359	ARG	3.3
1	H	39	THR	3.3
1	H	101	LEU	3.2
1	G	104	GLN	3.2
1	E	566	GLY	3.2
1	H	360	GLN	3.2
1	C	40	THR	3.2
1	G	125	GLU	3.2
1	C	57	ASP	3.1
1	A	148	ASP	3.1
1	D	40	THR	3.1
1	A	405	LYS	3.0
1	A	568	ASN	3.0
1	D	57	ASP	3.0

Continued on next page...

Continued from previous page...

Mol	Chain	Res	Type	RSRZ
1	E	237	HIS	3.0
1	C	39	THR	3.0
1	D	30	LEU	3.0
1	D	254	ASN	3.0
1	D	686	LYS	3.0
1	C	497	MSE	3.0
1	F	360	GLN	3.0
1	H	124	THR	3.0
1	D	125	GLU	3.0
1	F	28	THR	3.0
1	D	238	GLU	2.9
1	F	148	ASP	2.9
1	E	147	PHE	2.9
1	D	27	SER	2.9
1	E	238	GLU	2.9
1	G	102	ARG	2.9
1	E	126	ASP	2.8
1	B	33	ALA	2.8
1	B	346	GLU	2.8
1	F	564	MSE	2.8
1	H	345	HIS	2.8
1	A	127	ALA	2.8
1	A	29	ASN	2.8
1	G	126	ASP	2.8
1	B	57	ASP	2.7
1	A	238	GLU	2.7
1	A	239	GLY	2.7
1	G	30	LEU	2.7
1	B	403	GLU	2.7
1	A	39	THR	2.7
1	G	127	ALA	2.7
1	E	41	GLN	2.6
1	A	147	PHE	2.6
1	C	102	ARG	2.6
1	E	57	ASP	2.6
1	H	102	ARG	2.6
1	F	32	VAL	2.6
1	C	360	GLN	2.5
1	G	345	HIS	2.5
1	E	465	TYR	2.5
1	E	565	THR	2.5
1	H	126	ASP	2.5

Continued on next page...

Continued from previous page...

Mol	Chain	Res	Type	RSRZ
1	H	147	PHE	2.5
1	C	127	ALA	2.5
1	E	102	ARG	2.5
1	C	262	PRO	2.5
1	F	345	HIS	2.5
1	H	686	LYS	2.5
1	A	57	ASP	2.5
1	F	57	ASP	2.4
1	H	41	GLN	2.4
1	A	88	ASP	2.4
1	E	30	LEU	2.4
1	H	564	MSE	2.4
1	E	39	THR	2.4
1	C	41	GLN	2.4
1	E	239	GLY	2.4
1	D	343	VAL	2.4
1	D	41	GLN	2.3
1	F	39	THR	2.3
1	G	40	THR	2.3
1	E	29	ASN	2.3
1	A	716	ALA	2.3
1	C	128	ILE	2.3
1	F	647	ALA	2.3
1	G	99	GLU	2.3
1	F	149	SER	2.3
1	E	40	THR	2.3
1	A	125	GLU	2.3
1	E	569	LEU	2.3
1	A	565	THR	2.2
1	E	685	GLY	2.2
1	G	95	ASP	2.2
1	C	27	SER	2.2
1	B	88	ASP	2.2
1	F	147	PHE	2.2
1	B	102	ARG	2.2
1	E	103	SER	2.2
1	E	99	GLU	2.2
1	F	561	GLY	2.1
1	E	564	MSE	2.1
1	A	240	LYS	2.1
1	A	28	THR	2.1
1	A	262	PRO	2.1

Continued on next page...

Continued from previous page...

Mol	Chain	Res	Type	RSRZ
1	A	567	SER	2.1
1	C	238	GLU	2.1
1	H	238	GLU	2.1
1	H	262	PRO	2.1
1	D	128	ILE	2.1
1	F	128	ILE	2.1
1	D	32	VAL	2.1
1	B	463	LEU	2.1
1	C	237	HIS	2.1
1	D	497	MSE	2.1
1	G	686	LYS	2.0
1	F	571	ASP	2.0
1	F	586	GLU	2.0
1	F	31	ALA	2.0

6.2 Non-standard residues in protein, DNA, RNA chains ⓘ

In the following table, the Atoms column lists the number of modelled atoms in the group and the number defined in the chemical component dictionary. LLDF column lists the quality of electron density of the group with respect to its neighbouring residues in protein, DNA or RNA chains. The B-factors column lists the minimum, median, 95th percentile and maximum values of B factors of atoms in the group. The column labelled 'Q< 0.9' lists the number of atoms with occupancy less than 0.9.

Mol	Type	Chain	Res	Atoms	RSR	LLDF	B-factors(Å ²)	Q<0.9
1	175	D	211	14/15	0.15	0.47	31,35,37,37	0
1	175	C	211	14/15	0.14	0.06	30,35,36,37	0
1	175	B	211	14/15	0.11	-0.01	23,29,32,32	0
1	175	G	211	14/15	0.12	-0.11	25,31,35,36	0
1	175	H	211	14/15	0.12	-0.34	24,32,35,35	0
1	175	F	211	14/15	0.11	-0.40	25,31,34,36	0
1	175	E	211	14/15	0.11	-0.44	30,37,38,38	0
1	175	A	211	14/15	0.10	-0.77	27,32,34,35	0

6.3 Carbohydrates ⓘ

There are no carbohydrates in this entry.

6.4 Ligands ⓘ

There are no ligands in this entry.

6.5 Other polymers ⓘ

There are no such residues in this entry.