



wwPDB X-ray Structure Validation Summary Report

Feb 28, 2014 – 01:27 PM GMT

PDB ID : 3V5I
Title : The crystal structure of the mutant ClpP S98A (Staphylococcus aureus)
Authors : List, A.; Gersch, M.; Groll, M.; Sieber, S.
Deposited on : 2011-12-16
Resolution : 2.80 Å(reported)

This is a wwPDB validation summary report for a publicly released PDB entry.

We welcome your comments at validation@mail.wwpdb.org

A user guide is available at <http://wwpdb.org/ValidationPDFNotes.html>

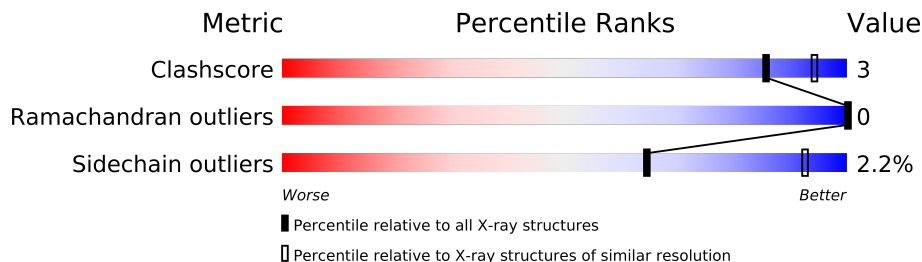
The following versions of software and data (see [references](#)) were used in the production of this report:

MolProbity : 4.02b-467
Mogul : 1.15 2013
Xtriage (Phenix) : dev-1323
EDS : **FAILED**
Percentile statistics : 21963
Ideal geometry (proteins) : Engh & Huber (2001)
Ideal geometry (DNA, RNA) : Parkinson et. al. (1996)
Validation Pipeline (wwPDB-VP) : stable22683

1 Overall quality at a glance

The reported resolution of this entry is 2.80 Å.


















Percentile scores (ranging between 0-100) for global validation metrics of the entry are shown in the following graphic. The table shows the number of entries on which the scores are based.



Metric	Whole archive (#Entries)	Similar resolution (#Entries, resolution range(Å))
Clashscore	79885	2295 (2.80-2.80)
Ramachandran outliers	78287	2252 (2.80-2.80)
Sidechain outliers	78261	2254 (2.80-2.80)












The table below summarises the geometric issues observed across the polymeric chains and their fit to the electron density. The red, orange, yellow and green segments on the lower bar indicate the fraction of residues that contain outliers for ≥ 3 , 2, 1 and 0 types of geometric quality criteria. The upper red bar (where present) indicates the fraction of residues that have poor fit to the electron density.

Note EDS failed to run properly.

Mol	Chain	Length	Quality of chain
1	A	203	
1	B	203	
1	C	203	
1	D	203	
1	E	203	
1	F	203	
1	G	203	
1	H	203	
1	I	203	
1	J	203	
1	K	203	
1	L	203	
1	M	203	
1	N	203	
1	O	203	
1	P	203	
1	Q	203	

Continued on next page...

Continued from previous page...

Mol	Chain	Length	Quality of chain
1	R	203	
1	S	203	
1	T	203	
1	U	203	
1	V	203	
1	W	203	
1	X	203	
1	Y	203	
1	Z	203	
1	a	203	
1	b	203	

2 Entry composition

There are 2 unique types of molecules in this entry. The entry contains 40465 atoms, of which 0 are hydrogen and 0 are deuterium.

In the tables below, the ZeroOcc column contains the number of atoms modelled with zero occupancy, the AltConf column contains the number of residues with at least one atom in alternate conformation and the Trace column contains the number of residues modelled with at most 2 atoms.

- Molecule 1 is a protein called ATP-dependent Clp protease proteolytic subunit.

Mol	Chain	Residues	Atoms					ZeroOcc	AltConf	Trace
1	A	184	Total	C	N	O	S	0	0	0
			1421	896	242	277	6			
1	B	184	Total	C	N	O	S	0	0	0
			1421	896	242	277	6			
1	C	184	Total	C	N	O	S	0	0	0
			1421	896	242	277	6			
1	D	184	Total	C	N	O	S	0	0	0
			1421	896	242	277	6			
1	E	184	Total	C	N	O	S	0	0	0
			1421	896	242	277	6			
1	F	184	Total	C	N	O	S	0	0	0
			1421	896	242	277	6			
1	G	184	Total	C	N	O	S	0	0	0
			1421	896	242	277	6			
1	H	184	Total	C	N	O	S	0	0	0
			1421	896	242	277	6			
1	I	184	Total	C	N	O	S	0	0	0
			1421	896	242	277	6			
1	J	184	Total	C	N	O	S	0	0	0
			1421	896	242	277	6			
1	K	184	Total	C	N	O	S	0	0	0
			1421	896	242	277	6			
1	L	184	Total	C	N	O	S	0	0	0
			1421	896	242	277	6			
1	M	184	Total	C	N	O	S	0	0	0
			1421	896	242	277	6			
1	N	184	Total	C	N	O	S	0	0	0
			1421	896	242	277	6			
1	O	184	Total	C	N	O	S	0	0	0
			1421	896	242	277	6			
1	P	184	Total	C	N	O	S	0	0	0
			1421	896	242	277	6			

Continued on next page...

Continued from previous page...

Mol	Chain	Residues	Atoms					ZeroOcc	AltConf	Trace
1	Q	184	Total	C	N	O	S	0	0	0
			1421	896	242	277	6			
1	R	184	Total	C	N	O	S	0	0	0
			1421	896	242	277	6			
1	S	184	Total	C	N	O	S	0	0	0
			1421	896	242	277	6			
1	T	184	Total	C	N	O	S	0	0	0
			1421	896	242	277	6			
1	U	184	Total	C	N	O	S	0	0	0
			1421	896	242	277	6			
1	V	184	Total	C	N	O	S	0	0	0
			1421	896	242	277	6			
1	W	184	Total	C	N	O	S	0	0	0
			1421	896	242	277	6			
1	X	184	Total	C	N	O	S	0	0	0
			1421	896	242	277	6			
1	Y	184	Total	C	N	O	S	0	0	0
			1421	896	242	277	6			
1	Z	184	Total	C	N	O	S	0	0	0
			1421	896	242	277	6			
1	a	184	Total	C	N	O	S	0	0	0
			1421	896	242	277	6			
1	b	184	Total	C	N	O	S	0	0	0
			1421	896	242	277	6			

There are 252 discrepancies between the modelled and reference sequences:

Chain	Residue	Modelled	Actual	Comment	Reference
A	98	ALA	SER	ENGINEERED MUTATION	UNP Q2G036
A	196	TRP	-	EXPRESSION TAG	UNP Q2G036
A	197	SER	-	EXPRESSION TAG	UNP Q2G036
A	198	HIS	-	EXPRESSION TAG	UNP Q2G036
A	199	PRO	-	EXPRESSION TAG	UNP Q2G036
A	200	GLN	-	EXPRESSION TAG	UNP Q2G036
A	201	PHE	-	EXPRESSION TAG	UNP Q2G036
A	202	GLU	-	EXPRESSION TAG	UNP Q2G036
A	203	LYS	-	EXPRESSION TAG	UNP Q2G036
B	98	ALA	SER	ENGINEERED MUTATION	UNP Q2G036
B	196	TRP	-	EXPRESSION TAG	UNP Q2G036
B	197	SER	-	EXPRESSION TAG	UNP Q2G036
B	198	HIS	-	EXPRESSION TAG	UNP Q2G036
B	199	PRO	-	EXPRESSION TAG	UNP Q2G036
B	200	GLN	-	EXPRESSION TAG	UNP Q2G036

Continued on next page...

Continued from previous page...

Chain	Residue	Modelled	Actual	Comment	Reference
B	201	PHE	-	EXPRESSION TAG	UNP Q2G036
B	202	GLU	-	EXPRESSION TAG	UNP Q2G036
B	203	LYS	-	EXPRESSION TAG	UNP Q2G036
C	98	ALA	SER	ENGINEERED MUTATION	UNP Q2G036
C	196	TRP	-	EXPRESSION TAG	UNP Q2G036
C	197	SER	-	EXPRESSION TAG	UNP Q2G036
C	198	HIS	-	EXPRESSION TAG	UNP Q2G036
C	199	PRO	-	EXPRESSION TAG	UNP Q2G036
C	200	GLN	-	EXPRESSION TAG	UNP Q2G036
C	201	PHE	-	EXPRESSION TAG	UNP Q2G036
C	202	GLU	-	EXPRESSION TAG	UNP Q2G036
C	203	LYS	-	EXPRESSION TAG	UNP Q2G036
D	98	ALA	SER	ENGINEERED MUTATION	UNP Q2G036
D	196	TRP	-	EXPRESSION TAG	UNP Q2G036
D	197	SER	-	EXPRESSION TAG	UNP Q2G036
D	198	HIS	-	EXPRESSION TAG	UNP Q2G036
D	199	PRO	-	EXPRESSION TAG	UNP Q2G036
D	200	GLN	-	EXPRESSION TAG	UNP Q2G036
D	201	PHE	-	EXPRESSION TAG	UNP Q2G036
D	202	GLU	-	EXPRESSION TAG	UNP Q2G036
D	203	LYS	-	EXPRESSION TAG	UNP Q2G036
E	98	ALA	SER	ENGINEERED MUTATION	UNP Q2G036
E	196	TRP	-	EXPRESSION TAG	UNP Q2G036
E	197	SER	-	EXPRESSION TAG	UNP Q2G036
E	198	HIS	-	EXPRESSION TAG	UNP Q2G036
E	199	PRO	-	EXPRESSION TAG	UNP Q2G036
E	200	GLN	-	EXPRESSION TAG	UNP Q2G036
E	201	PHE	-	EXPRESSION TAG	UNP Q2G036
E	202	GLU	-	EXPRESSION TAG	UNP Q2G036
E	203	LYS	-	EXPRESSION TAG	UNP Q2G036
F	98	ALA	SER	ENGINEERED MUTATION	UNP Q2G036
F	196	TRP	-	EXPRESSION TAG	UNP Q2G036
F	197	SER	-	EXPRESSION TAG	UNP Q2G036
F	198	HIS	-	EXPRESSION TAG	UNP Q2G036
F	199	PRO	-	EXPRESSION TAG	UNP Q2G036
F	200	GLN	-	EXPRESSION TAG	UNP Q2G036
F	201	PHE	-	EXPRESSION TAG	UNP Q2G036
F	202	GLU	-	EXPRESSION TAG	UNP Q2G036
F	203	LYS	-	EXPRESSION TAG	UNP Q2G036
G	98	ALA	SER	ENGINEERED MUTATION	UNP Q2G036
G	196	TRP	-	EXPRESSION TAG	UNP Q2G036
G	197	SER	-	EXPRESSION TAG	UNP Q2G036

Continued on next page...

Continued from previous page...

Chain	Residue	Modelled	Actual	Comment	Reference
G	198	HIS	-	EXPRESSION TAG	UNP Q2G036
G	199	PRO	-	EXPRESSION TAG	UNP Q2G036
G	200	GLN	-	EXPRESSION TAG	UNP Q2G036
G	201	PHE	-	EXPRESSION TAG	UNP Q2G036
G	202	GLU	-	EXPRESSION TAG	UNP Q2G036
G	203	LYS	-	EXPRESSION TAG	UNP Q2G036
H	98	ALA	SER	ENGINEERED MUTATION	UNP Q2G036
H	196	TRP	-	EXPRESSION TAG	UNP Q2G036
H	197	SER	-	EXPRESSION TAG	UNP Q2G036
H	198	HIS	-	EXPRESSION TAG	UNP Q2G036
H	199	PRO	-	EXPRESSION TAG	UNP Q2G036
H	200	GLN	-	EXPRESSION TAG	UNP Q2G036
H	201	PHE	-	EXPRESSION TAG	UNP Q2G036
H	202	GLU	-	EXPRESSION TAG	UNP Q2G036
H	203	LYS	-	EXPRESSION TAG	UNP Q2G036
I	98	ALA	SER	ENGINEERED MUTATION	UNP Q2G036
I	196	TRP	-	EXPRESSION TAG	UNP Q2G036
I	197	SER	-	EXPRESSION TAG	UNP Q2G036
I	198	HIS	-	EXPRESSION TAG	UNP Q2G036
I	199	PRO	-	EXPRESSION TAG	UNP Q2G036
I	200	GLN	-	EXPRESSION TAG	UNP Q2G036
I	201	PHE	-	EXPRESSION TAG	UNP Q2G036
I	202	GLU	-	EXPRESSION TAG	UNP Q2G036
I	203	LYS	-	EXPRESSION TAG	UNP Q2G036
J	98	ALA	SER	ENGINEERED MUTATION	UNP Q2G036
J	196	TRP	-	EXPRESSION TAG	UNP Q2G036
J	197	SER	-	EXPRESSION TAG	UNP Q2G036
J	198	HIS	-	EXPRESSION TAG	UNP Q2G036
J	199	PRO	-	EXPRESSION TAG	UNP Q2G036
J	200	GLN	-	EXPRESSION TAG	UNP Q2G036
J	201	PHE	-	EXPRESSION TAG	UNP Q2G036
J	202	GLU	-	EXPRESSION TAG	UNP Q2G036
J	203	LYS	-	EXPRESSION TAG	UNP Q2G036
K	98	ALA	SER	ENGINEERED MUTATION	UNP Q2G036
K	196	TRP	-	EXPRESSION TAG	UNP Q2G036
K	197	SER	-	EXPRESSION TAG	UNP Q2G036
K	198	HIS	-	EXPRESSION TAG	UNP Q2G036
K	199	PRO	-	EXPRESSION TAG	UNP Q2G036
K	200	GLN	-	EXPRESSION TAG	UNP Q2G036
K	201	PHE	-	EXPRESSION TAG	UNP Q2G036
K	202	GLU	-	EXPRESSION TAG	UNP Q2G036
K	203	LYS	-	EXPRESSION TAG	UNP Q2G036

Continued on next page...

Continued from previous page...

Chain	Residue	Modelled	Actual	Comment	Reference
L	98	ALA	SER	ENGINEERED MUTATION	UNP Q2G036
L	196	TRP	-	EXPRESSION TAG	UNP Q2G036
L	197	SER	-	EXPRESSION TAG	UNP Q2G036
L	198	HIS	-	EXPRESSION TAG	UNP Q2G036
L	199	PRO	-	EXPRESSION TAG	UNP Q2G036
L	200	GLN	-	EXPRESSION TAG	UNP Q2G036
L	201	PHE	-	EXPRESSION TAG	UNP Q2G036
L	202	GLU	-	EXPRESSION TAG	UNP Q2G036
L	203	LYS	-	EXPRESSION TAG	UNP Q2G036
M	98	ALA	SER	ENGINEERED MUTATION	UNP Q2G036
M	196	TRP	-	EXPRESSION TAG	UNP Q2G036
M	197	SER	-	EXPRESSION TAG	UNP Q2G036
M	198	HIS	-	EXPRESSION TAG	UNP Q2G036
M	199	PRO	-	EXPRESSION TAG	UNP Q2G036
M	200	GLN	-	EXPRESSION TAG	UNP Q2G036
M	201	PHE	-	EXPRESSION TAG	UNP Q2G036
M	202	GLU	-	EXPRESSION TAG	UNP Q2G036
M	203	LYS	-	EXPRESSION TAG	UNP Q2G036
N	98	ALA	SER	ENGINEERED MUTATION	UNP Q2G036
N	196	TRP	-	EXPRESSION TAG	UNP Q2G036
N	197	SER	-	EXPRESSION TAG	UNP Q2G036
N	198	HIS	-	EXPRESSION TAG	UNP Q2G036
N	199	PRO	-	EXPRESSION TAG	UNP Q2G036
N	200	GLN	-	EXPRESSION TAG	UNP Q2G036
N	201	PHE	-	EXPRESSION TAG	UNP Q2G036
N	202	GLU	-	EXPRESSION TAG	UNP Q2G036
N	203	LYS	-	EXPRESSION TAG	UNP Q2G036
O	98	ALA	SER	ENGINEERED MUTATION	UNP Q2G036
O	196	TRP	-	EXPRESSION TAG	UNP Q2G036
O	197	SER	-	EXPRESSION TAG	UNP Q2G036
O	198	HIS	-	EXPRESSION TAG	UNP Q2G036
O	199	PRO	-	EXPRESSION TAG	UNP Q2G036
O	200	GLN	-	EXPRESSION TAG	UNP Q2G036
O	201	PHE	-	EXPRESSION TAG	UNP Q2G036
O	202	GLU	-	EXPRESSION TAG	UNP Q2G036
O	203	LYS	-	EXPRESSION TAG	UNP Q2G036
P	98	ALA	SER	ENGINEERED MUTATION	UNP Q2G036
P	196	TRP	-	EXPRESSION TAG	UNP Q2G036
P	197	SER	-	EXPRESSION TAG	UNP Q2G036
P	198	HIS	-	EXPRESSION TAG	UNP Q2G036
P	199	PRO	-	EXPRESSION TAG	UNP Q2G036
P	200	GLN	-	EXPRESSION TAG	UNP Q2G036

Continued on next page...

Continued from previous page...

Chain	Residue	Modelled	Actual	Comment	Reference
P	201	PHE	-	EXPRESSION TAG	UNP Q2G036
P	202	GLU	-	EXPRESSION TAG	UNP Q2G036
P	203	LYS	-	EXPRESSION TAG	UNP Q2G036
Q	98	ALA	SER	ENGINEERED MUTATION	UNP Q2G036
Q	196	TRP	-	EXPRESSION TAG	UNP Q2G036
Q	197	SER	-	EXPRESSION TAG	UNP Q2G036
Q	198	HIS	-	EXPRESSION TAG	UNP Q2G036
Q	199	PRO	-	EXPRESSION TAG	UNP Q2G036
Q	200	GLN	-	EXPRESSION TAG	UNP Q2G036
Q	201	PHE	-	EXPRESSION TAG	UNP Q2G036
Q	202	GLU	-	EXPRESSION TAG	UNP Q2G036
Q	203	LYS	-	EXPRESSION TAG	UNP Q2G036
R	98	ALA	SER	ENGINEERED MUTATION	UNP Q2G036
R	196	TRP	-	EXPRESSION TAG	UNP Q2G036
R	197	SER	-	EXPRESSION TAG	UNP Q2G036
R	198	HIS	-	EXPRESSION TAG	UNP Q2G036
R	199	PRO	-	EXPRESSION TAG	UNP Q2G036
R	200	GLN	-	EXPRESSION TAG	UNP Q2G036
R	201	PHE	-	EXPRESSION TAG	UNP Q2G036
R	202	GLU	-	EXPRESSION TAG	UNP Q2G036
R	203	LYS	-	EXPRESSION TAG	UNP Q2G036
S	98	ALA	SER	ENGINEERED MUTATION	UNP Q2G036
S	196	TRP	-	EXPRESSION TAG	UNP Q2G036
S	197	SER	-	EXPRESSION TAG	UNP Q2G036
S	198	HIS	-	EXPRESSION TAG	UNP Q2G036
S	199	PRO	-	EXPRESSION TAG	UNP Q2G036
S	200	GLN	-	EXPRESSION TAG	UNP Q2G036
S	201	PHE	-	EXPRESSION TAG	UNP Q2G036
S	202	GLU	-	EXPRESSION TAG	UNP Q2G036
S	203	LYS	-	EXPRESSION TAG	UNP Q2G036
T	98	ALA	SER	ENGINEERED MUTATION	UNP Q2G036
T	196	TRP	-	EXPRESSION TAG	UNP Q2G036
T	197	SER	-	EXPRESSION TAG	UNP Q2G036
T	198	HIS	-	EXPRESSION TAG	UNP Q2G036
T	199	PRO	-	EXPRESSION TAG	UNP Q2G036
T	200	GLN	-	EXPRESSION TAG	UNP Q2G036
T	201	PHE	-	EXPRESSION TAG	UNP Q2G036
T	202	GLU	-	EXPRESSION TAG	UNP Q2G036
T	203	LYS	-	EXPRESSION TAG	UNP Q2G036
U	98	ALA	SER	ENGINEERED MUTATION	UNP Q2G036
U	196	TRP	-	EXPRESSION TAG	UNP Q2G036
U	197	SER	-	EXPRESSION TAG	UNP Q2G036

Continued on next page...

Continued from previous page...

Chain	Residue	Modelled	Actual	Comment	Reference
U	198	HIS	-	EXPRESSION TAG	UNP Q2G036
U	199	PRO	-	EXPRESSION TAG	UNP Q2G036
U	200	GLN	-	EXPRESSION TAG	UNP Q2G036
U	201	PHE	-	EXPRESSION TAG	UNP Q2G036
U	202	GLU	-	EXPRESSION TAG	UNP Q2G036
U	203	LYS	-	EXPRESSION TAG	UNP Q2G036
V	98	ALA	SER	ENGINEERED MUTATION	UNP Q2G036
V	196	TRP	-	EXPRESSION TAG	UNP Q2G036
V	197	SER	-	EXPRESSION TAG	UNP Q2G036
V	198	HIS	-	EXPRESSION TAG	UNP Q2G036
V	199	PRO	-	EXPRESSION TAG	UNP Q2G036
V	200	GLN	-	EXPRESSION TAG	UNP Q2G036
V	201	PHE	-	EXPRESSION TAG	UNP Q2G036
V	202	GLU	-	EXPRESSION TAG	UNP Q2G036
V	203	LYS	-	EXPRESSION TAG	UNP Q2G036
W	98	ALA	SER	ENGINEERED MUTATION	UNP Q2G036
W	196	TRP	-	EXPRESSION TAG	UNP Q2G036
W	197	SER	-	EXPRESSION TAG	UNP Q2G036
W	198	HIS	-	EXPRESSION TAG	UNP Q2G036
W	199	PRO	-	EXPRESSION TAG	UNP Q2G036
W	200	GLN	-	EXPRESSION TAG	UNP Q2G036
W	201	PHE	-	EXPRESSION TAG	UNP Q2G036
W	202	GLU	-	EXPRESSION TAG	UNP Q2G036
W	203	LYS	-	EXPRESSION TAG	UNP Q2G036
X	98	ALA	SER	ENGINEERED MUTATION	UNP Q2G036
X	196	TRP	-	EXPRESSION TAG	UNP Q2G036
X	197	SER	-	EXPRESSION TAG	UNP Q2G036
X	198	HIS	-	EXPRESSION TAG	UNP Q2G036
X	199	PRO	-	EXPRESSION TAG	UNP Q2G036
X	200	GLN	-	EXPRESSION TAG	UNP Q2G036
X	201	PHE	-	EXPRESSION TAG	UNP Q2G036
X	202	GLU	-	EXPRESSION TAG	UNP Q2G036
X	203	LYS	-	EXPRESSION TAG	UNP Q2G036
Y	98	ALA	SER	ENGINEERED MUTATION	UNP Q2G036
Y	196	TRP	-	EXPRESSION TAG	UNP Q2G036
Y	197	SER	-	EXPRESSION TAG	UNP Q2G036
Y	198	HIS	-	EXPRESSION TAG	UNP Q2G036
Y	199	PRO	-	EXPRESSION TAG	UNP Q2G036
Y	200	GLN	-	EXPRESSION TAG	UNP Q2G036
Y	201	PHE	-	EXPRESSION TAG	UNP Q2G036
Y	202	GLU	-	EXPRESSION TAG	UNP Q2G036
Y	203	LYS	-	EXPRESSION TAG	UNP Q2G036

Continued on next page...

Continued from previous page...

Chain	Residue	Modelled	Actual	Comment	Reference
Z	98	ALA	SER	ENGINEERED MUTATION	UNP Q2G036
Z	196	TRP	-	EXPRESSION TAG	UNP Q2G036
Z	197	SER	-	EXPRESSION TAG	UNP Q2G036
Z	198	HIS	-	EXPRESSION TAG	UNP Q2G036
Z	199	PRO	-	EXPRESSION TAG	UNP Q2G036
Z	200	GLN	-	EXPRESSION TAG	UNP Q2G036
Z	201	PHE	-	EXPRESSION TAG	UNP Q2G036
Z	202	GLU	-	EXPRESSION TAG	UNP Q2G036
Z	203	LYS	-	EXPRESSION TAG	UNP Q2G036
a	98	ALA	SER	ENGINEERED MUTATION	UNP Q2G036
a	196	TRP	-	EXPRESSION TAG	UNP Q2G036
a	197	SER	-	EXPRESSION TAG	UNP Q2G036
a	198	HIS	-	EXPRESSION TAG	UNP Q2G036
a	199	PRO	-	EXPRESSION TAG	UNP Q2G036
a	200	GLN	-	EXPRESSION TAG	UNP Q2G036
a	201	PHE	-	EXPRESSION TAG	UNP Q2G036
a	202	GLU	-	EXPRESSION TAG	UNP Q2G036
a	203	LYS	-	EXPRESSION TAG	UNP Q2G036
b	98	ALA	SER	ENGINEERED MUTATION	UNP Q2G036
b	196	TRP	-	EXPRESSION TAG	UNP Q2G036
b	197	SER	-	EXPRESSION TAG	UNP Q2G036
b	198	HIS	-	EXPRESSION TAG	UNP Q2G036
b	199	PRO	-	EXPRESSION TAG	UNP Q2G036
b	200	GLN	-	EXPRESSION TAG	UNP Q2G036
b	201	PHE	-	EXPRESSION TAG	UNP Q2G036
b	202	GLU	-	EXPRESSION TAG	UNP Q2G036
b	203	LYS	-	EXPRESSION TAG	UNP Q2G036

- Molecule 2 is water.

Mol	Chain	Residues	Atoms	ZeroOcc	AltConf
2	A	29	Total O 29 29	0	0
2	B	22	Total O 22 22	0	0
2	C	16	Total O 16 16	0	0
2	D	22	Total O 22 22	0	0
2	E	31	Total O 31 31	0	0
2	F	44	Total O 44 44	0	0

Continued on next page...

Continued from previous page...

Mol	Chain	Residues	Atoms	ZeroOcc	AltConf
2	G	33	Total O 33 33	0	0
2	H	38	Total O 38 38	0	0
2	I	31	Total O 31 31	0	0
2	J	20	Total O 20 20	0	0
2	K	41	Total O 41 41	0	0
2	L	31	Total O 31 31	0	0
2	M	31	Total O 31 31	0	0
2	N	28	Total O 28 28	0	0
2	O	19	Total O 19 19	0	0
2	P	18	Total O 18 18	0	0
2	Q	18	Total O 18 18	0	0
2	R	21	Total O 21 21	0	0
2	S	14	Total O 14 14	0	0
2	T	19	Total O 19 19	0	0
2	U	14	Total O 14 14	0	0
2	V	20	Total O 20 20	0	0
2	W	16	Total O 16 16	0	0
2	X	20	Total O 20 20	0	0
2	Y	20	Total O 20 20	0	0
2	Z	16	Total O 16 16	0	0
2	a	20	Total O 20 20	0	0

Continued on next page...

Continued from previous page...

Mol	Chain	Residues	Atoms		ZeroOcc	AltConf
2	b	25	Total	O	0	0
			25	25		

3 Residue-property plots

These plots are drawn for all protein, RNA and DNA chains in the entry. The first graphic for a chain summarises the proportions of errors displayed in the second graphic. The second graphic shows the sequence view annotated by issues in geometry and electron density. Residues are color-coded according to the number of geometric quality criteria for which they contain at least one outlier: green = 0, yellow = 1, orange = 2 and red = 3 or more. A red dot above a residue indicates a poor fit to the electron density ($RSRZ > 2$). Stretches of 2 or more consecutive residues without any outlier are shown as a green connector. Residues present in the sample, but not in the model, are shown in grey.

Note EDS failed to run properly.


- Molecule 1: ATP-dependent Clp protease proteolytic subunit

Chain A: 



- Molecule 1: ATP-dependent Clp protease proteolytic subunit

Chain B: 



- Molecule 1: ATP-dependent Clp protease proteolytic subunit

Chain C: 



- Molecule 1: ATP-dependent Clp protease proteolytic subunit

Chain D: 



- Molecule 1: ATP-dependent Clp protease proteolytic subunit

Chain E: 



- Molecule 1: ATP-dependent Clp protease proteolytic subunit

Chain F: 



- Molecule 1: ATP-dependent Clp protease proteolytic subunit

Chain G: 



- Molecule 1: ATP-dependent Clp protease proteolytic subunit

Chain H: 



- Molecule 1: ATP-dependent Clp protease proteolytic subunit

Chain I: 



- Molecule 1: ATP-dependent Clp protease proteolytic subunit

Chain J: 



- Molecule 1: ATP-dependent Clp protease proteolytic subunit

Chain K: 



- Molecule 1: ATP-dependent Clp protease proteolytic subunit

Chain L: 



- Molecule 1: ATP-dependent Clp protease proteolytic subunit

Chain M: 



- Molecule 1: ATP-dependent Clp protease proteolytic subunit

Chain N: 



- Molecule 1: ATP-dependent Clp protease proteolytic subunit

Chain O: 



- Molecule 1: ATP-dependent Clp protease proteolytic subunit

Chain P: 



- Molecule 1: ATP-dependent Clp protease proteolytic subunit

Chain Q: 



- Molecule 1: ATP-dependent Clp protease proteolytic subunit

Chain R: 



- Molecule 1: ATP-dependent Clp protease proteolytic subunit

Chain S: 



- Molecule 1: ATP-dependent Clp protease proteolytic subunit

Chain T: 



- Molecule 1: ATP-dependent Clp protease proteolytic subunit

Chain U: 



- Molecule 1: ATP-dependent Clp protease proteolytic subunit

Chain V: 



- Molecule 1: ATP-dependent Clp protease proteolytic subunit

Chain W: 



- Molecule 1: ATP-dependent Clp protease proteolytic subunit

Chain X:



- Molecule 1: ATP-dependent Clp protease proteolytic subunit

Chain Y:



- Molecule 1: ATP-dependent Clp protease proteolytic subunit

Chain Z:



- Molecule 1: ATP-dependent Clp protease proteolytic subunit

Chain a:



- Molecule 1: ATP-dependent Clp protease proteolytic subunit

Chain b:



4 Data and refinement statistics

EDS failed to run properly - this section will therefore be incomplete.

Property	Value	Source
Space group	P 1	Depositor
Cell constants a, b, c, α , β , γ	97.55Å 109.73Å 171.41Å 73.10° 78.68° 71.46°	Depositor
Resolution (Å)	24.80 – 2.80	Depositor
% Data completeness (in resolution range)	95.6 (24.80-2.80)	Depositor
R_{merge}	0.09	Depositor
R_{sym}	(Not available)	Depositor
$\langle I/\sigma(I) \rangle$ ¹	2.03 (at 2.80Å)	Xtriage
Refinement program	REFMAC 5.6.0117	Depositor
R, R_{free}	0.216 , 0.242	Depositor
Wilson B-factor (Å ²)	64.4	Xtriage
Anisotropy	0.420	Xtriage
Estimated twinning fraction	No twinning to report.	Xtriage
L-test for twinning	$\langle L \rangle = 0.50$, $\langle L^2 \rangle = 0.33$	Xtriage
Outliers	0 of 150830 reflections	Xtriage
Total number of atoms	40465	wwPDB-VP
Average B, all atoms (Å ²)	86.0	wwPDB-VP

Xtriage's analysis on translational NCS is as follows: *The largest off-origin peak in the Patterson function is 3.59% of the height of the origin peak. No significant pseudotranslation is detected.*

¹Intensities estimated from amplitudes.

5 Model quality

5.1 Standard geometry

The Z score for a bond length (or angle) is the number of standard deviations the observed value is removed from the expected value. A bond length (or angle) with $|Z| > 5$ is considered an outlier worth inspection. RMSZ is the root-mean-square of all Z scores of the bond lengths (or angles).

Mol	Chain	Bond lengths		Bond angles	
		RMSZ	# Z >5	RMSZ	# Z >5
1	A	0.63	0/1439	0.67	0/1942
1	B	0.52	0/1439	0.65	0/1942
1	C	0.57	0/1439	0.62	0/1942
1	D	0.63	0/1439	0.66	0/1942
1	E	0.76	0/1439	0.77	1/1942 (0.1%)
1	F	0.76	0/1439	0.72	0/1942
1	G	0.68	0/1439	0.70	0/1942
1	H	0.74	0/1439	0.73	1/1942 (0.1%)
1	I	0.67	0/1439	0.70	1/1942 (0.1%)
1	J	0.60	0/1439	0.65	0/1942
1	K	0.69	0/1439	0.70	0/1942
1	L	0.69	0/1439	0.69	0/1942
1	M	0.72	0/1439	0.71	0/1942
1	N	0.75	0/1439	0.73	0/1942
1	O	0.61	0/1439	0.65	0/1942
1	P	0.63	0/1439	0.66	0/1942
1	Q	0.64	0/1439	0.65	0/1942
1	R	0.59	0/1439	0.64	0/1942
1	S	0.65	0/1439	0.66	0/1942
1	T	0.62	0/1439	0.63	0/1942
1	U	0.56	0/1439	0.62	0/1942
1	V	0.61	0/1439	0.66	0/1942
1	W	0.61	0/1439	0.66	0/1942
1	X	0.62	0/1439	0.63	0/1942
1	Y	0.60	0/1439	0.65	0/1942
1	Z	0.53	0/1439	0.63	0/1942
1	a	0.55	0/1439	0.64	0/1942
1	b	0.63	0/1439	0.67	0/1942
All	All	0.64	0/40292	0.67	3/54376 (0.0%)

There are no bond length outliers.

All (3) bond angle outliers are listed below:

Mol	Chain	Res	Type	Atoms	Z	Observed(°)	Ideal(°)
1	I	157	ARG	NE-CZ-NH2	-5.62	117.49	120.30
1	E	147	ARG	NE-CZ-NH1	-5.34	117.63	120.30
1	H	157	ARG	NE-CZ-NH2	-5.12	117.74	120.30

There are no chirality outliers.

There are no planarity outliers.

5.2 Close contacts ⓘ

In the following table, the Non-H and H(model) columns list the number of non-hydrogen atoms and hydrogen atoms in the chain respectively. The H(added) column lists the number of hydrogens added by MolProbity. The Clashes column lists the number of clashes within the asymmetric unit, and the number in parentheses is this value normalized per 1000 atoms of the molecule in the chain. The Symm-Clashes column gives symmetry related clashes, in the same way as for the Clashes column.

Mol	Chain	Non-H	H(model)	H(added)	Clashes	Symm-Clashes
1	A	1421	0	0	9	0
1	B	1421	0	0	10	0
1	C	1421	0	0	3	0
1	D	1421	0	0	5	0
1	E	1421	0	0	9	0
1	F	1421	0	0	10	0
1	G	1421	0	0	0	0
1	H	1421	0	0	7	0
1	I	1421	0	0	5	0
1	J	1421	0	0	3	0
1	K	1421	0	0	10	0
1	L	1421	0	0	12	0
1	M	1421	0	0	6	0
1	N	1421	0	0	3	0
1	O	1421	0	0	4	0
1	P	1421	0	0	3	0
1	Q	1421	0	0	4	0
1	R	1421	0	0	7	0
1	S	1421	0	0	4	0
1	T	1421	0	0	3	0
1	U	1421	0	0	4	0
1	V	1421	0	0	4	0
1	W	1421	0	0	2	0
1	X	1421	0	0	3	0
1	Y	1421	0	0	4	0

Continued on next page...

Continued from previous page...

Mol	Chain	Non-H	H(model)	H(added)	Clashes	Symm-Clashes
1	Z	1421	0	0	7	0
1	a	1421	0	0	0	0
1	b	1421	0	0	0	0
2	A	29	0	0	5	0
2	B	22	0	0	6	0
2	C	16	0	0	0	0
2	D	22	0	0	3	0
2	E	31	0	0	3	0
2	F	44	0	0	2	0
2	G	33	0	0	1	0
2	H	38	0	0	6	0
2	I	31	0	0	3	0
2	J	20	0	0	2	0
2	K	41	0	0	5	0
2	L	31	0	0	4	0
2	M	31	0	0	4	0
2	N	28	0	0	2	0
2	O	19	0	0	1	0
2	P	18	0	0	1	0
2	Q	18	0	0	0	0
2	R	21	0	0	2	0
2	S	14	0	0	1	0
2	T	19	0	0	0	0
2	U	14	0	0	2	0
2	V	20	0	0	1	0
2	W	16	0	0	0	0
2	X	20	0	0	1	0
2	Y	20	0	0	3	0
2	Z	16	0	0	4	0
2	a	20	0	0	0	0
2	b	25	0	0	0	0
All	All	40465	0	0	109	0

Clashscore is defined as the number of clashes calculated for the entry per 1000 atoms (including hydrogens) of the entry. The overall clashscore for this entry is 3.

The worst 5 of 109 close contacts within the same asymmetric unit are listed below.

Atom-1	Atom-2	Distance(Å)	Clash(Å)
1:K:8:ILE:CG2	2:K:318:HOH:O	2.00	1.09
1:E:18:TYR:OH	1:F:8:ILE:CG1	2.08	1.02
1:K:18:TYR:OH	1:L:8:ILE:CG1	2.17	0.93
2:K:314:HOH:O	1:L:17:ALA:CB	2.19	0.90

Continued on next page...

Continued from previous page...

Atom-1	Atom-2	Distance(Å)	Clash(Å)
2:B:307:HOH:O	1:V:17:ALA:CB	106.63	0.87

There are no symmetry-related clashes.

5.3 Torsion angles

5.3.1 Protein backbone ⓘ

In the following table, the Percentiles column shows the percent Ramachandran outliers of the chain as a percentile score with respect to all X-ray entries followed by that with respect to entries of similar resolution. The Analysed column shows the number of residues for which the backbone conformation was analysed, and the total number of residues.

Mol	Chain	Analysed	Favoured	Allowed	Outliers	Percentiles	
1	A	180/203 (89%)	176 (98%)	4 (2%)	0	100	100
1	B	180/203 (89%)	176 (98%)	4 (2%)	0	100	100
1	C	180/203 (89%)	177 (98%)	3 (2%)	0	100	100
1	D	180/203 (89%)	177 (98%)	3 (2%)	0	100	100
1	E	180/203 (89%)	177 (98%)	3 (2%)	0	100	100
1	F	180/203 (89%)	176 (98%)	4 (2%)	0	100	100
1	G	180/203 (89%)	177 (98%)	3 (2%)	0	100	100
1	H	180/203 (89%)	174 (97%)	6 (3%)	0	100	100
1	I	180/203 (89%)	177 (98%)	3 (2%)	0	100	100
1	J	180/203 (89%)	176 (98%)	4 (2%)	0	100	100
1	K	180/203 (89%)	176 (98%)	4 (2%)	0	100	100
1	L	180/203 (89%)	177 (98%)	3 (2%)	0	100	100
1	M	180/203 (89%)	177 (98%)	3 (2%)	0	100	100
1	N	180/203 (89%)	177 (98%)	3 (2%)	0	100	100
1	O	180/203 (89%)	176 (98%)	4 (2%)	0	100	100
1	P	180/203 (89%)	177 (98%)	3 (2%)	0	100	100
1	Q	180/203 (89%)	176 (98%)	4 (2%)	0	100	100
1	R	180/203 (89%)	176 (98%)	4 (2%)	0	100	100
1	S	180/203 (89%)	177 (98%)	3 (2%)	0	100	100
1	T	180/203 (89%)	176 (98%)	4 (2%)	0	100	100

Continued on next page...

Continued from previous page...

Mol	Chain	Analysed	Favoured	Allowed	Outliers	Percentiles	
1	U	180/203 (89%)	176 (98%)	4 (2%)	0	100	100
1	V	180/203 (89%)	177 (98%)	3 (2%)	0	100	100
1	W	180/203 (89%)	176 (98%)	4 (2%)	0	100	100
1	X	180/203 (89%)	177 (98%)	3 (2%)	0	100	100
1	Y	180/203 (89%)	177 (98%)	3 (2%)	0	100	100
1	Z	180/203 (89%)	177 (98%)	3 (2%)	0	100	100
1	a	180/203 (89%)	177 (98%)	3 (2%)	0	100	100
1	b	180/203 (89%)	177 (98%)	3 (2%)	0	100	100
All	All	5040/5684 (89%)	4942 (98%)	98 (2%)	0	100	100

There are no Ramachandran outliers to report.

5.3.2 Protein sidechains ⓘ

In the following table, the Percentiles column shows the percent sidechain outliers of the chain as a percentile score with respect to all X-ray entries followed by that with respect to entries of similar resolution. The Analysed column shows the number of residues for which the sidechain conformation was analysed, and the total number of residues.

Mol	Chain	Analysed	Rotameric	Outliers	Percentiles	
1	A	152/170 (89%)	149 (98%)	3 (2%)	68	94
1	B	152/170 (89%)	150 (99%)	2 (1%)	80	97
1	C	152/170 (89%)	148 (97%)	4 (3%)	59	90
1	D	152/170 (89%)	149 (98%)	3 (2%)	68	94
1	E	152/170 (89%)	149 (98%)	3 (2%)	68	94
1	F	152/170 (89%)	148 (97%)	4 (3%)	59	90
1	G	152/170 (89%)	149 (98%)	3 (2%)	68	94
1	H	152/170 (89%)	148 (97%)	4 (3%)	59	90
1	I	152/170 (89%)	148 (97%)	4 (3%)	59	90
1	J	152/170 (89%)	148 (97%)	4 (3%)	59	90
1	K	152/170 (89%)	148 (97%)	4 (3%)	59	90
1	L	152/170 (89%)	149 (98%)	3 (2%)	68	94
1	M	152/170 (89%)	148 (97%)	4 (3%)	59	90
1	N	152/170 (89%)	149 (98%)	3 (2%)	68	94

Continued on next page...

Continued from previous page...

Mol	Chain	Analysed	Rotameric	Outliers	Percentiles	
1	O	152/170 (89%)	149 (98%)	3 (2%)	68	94
1	P	152/170 (89%)	149 (98%)	3 (2%)	68	94
1	Q	152/170 (89%)	149 (98%)	3 (2%)	68	94
1	R	152/170 (89%)	148 (97%)	4 (3%)	59	90
1	S	152/170 (89%)	149 (98%)	3 (2%)	68	94
1	T	152/170 (89%)	148 (97%)	4 (3%)	59	90
1	U	152/170 (89%)	149 (98%)	3 (2%)	68	94
1	V	152/170 (89%)	149 (98%)	3 (2%)	68	94
1	W	152/170 (89%)	148 (97%)	4 (3%)	59	90
1	X	152/170 (89%)	149 (98%)	3 (2%)	68	94
1	Y	152/170 (89%)	150 (99%)	2 (1%)	80	97
1	Z	152/170 (89%)	149 (98%)	3 (2%)	68	94
1	a	152/170 (89%)	149 (98%)	3 (2%)	68	94
1	b	152/170 (89%)	148 (97%)	4 (3%)	59	90
All	All	4256/4760 (89%)	4163 (98%)	93 (2%)	64	92

5 of 93 residues with a non-rotameric sidechain are listed below:

Mol	Chain	Res	Type
1	M	35	GLN
1	P	57	GLU
1	Z	123	HIS
1	M	57	GLU
1	N	123	HIS

Some sidechains can be flipped to improve hydrogen bonding and reduce clashes. There are no such sidechains identified.

5.3.3 RNA ⓘ

There are no RNA chains in this entry.

5.4 Non-standard residues in protein, DNA, RNA chains ⓘ

There are no non-standard protein/DNA/RNA residues in this entry.

5.5 Carbohydrates ⓘ

There are no carbohydrates in this entry.

5.6 Ligand geometry ⓘ

There are no ligands in this entry.

5.7 Other polymers ⓘ

There are no such residues in this entry.

5.8 Polymer linkage issues

There are no chain breaks in this entry.

6 Fit of model and data ⓘ

6.1 Protein, DNA and RNA chains ⓘ

EDS failed to run properly - this section will therefore be empty.

6.2 Non-standard residues in protein, DNA, RNA chains ⓘ

EDS failed to run properly - this section will therefore be empty.

6.3 Carbohydrates ⓘ

EDS failed to run properly - this section will therefore be empty.

6.4 Ligands ⓘ

EDS failed to run properly - this section will therefore be empty.

6.5 Other polymers ⓘ

EDS failed to run properly - this section will therefore be empty.