



# Full wwPDB X-ray Structure Validation Report

Feb 26, 2014 – 05:27 PM GMT

PDB ID : 1VDD  
Title : Crystal structure of recombinational repair protein RecR  
Authors : Lee, B.I.; Kim, K.H.; Suh, S.W.  
Deposited on : 2004-03-20  
Resolution : 2.50 Å(reported)

This is a full wwPDB validation report for a publicly released PDB entry.  
We welcome your comments at [validation@mail.wwpdb.org](mailto:validation@mail.wwpdb.org)  
A user guide is available at <http://wwpdb.org/ValidationPDFNotes.html>

---

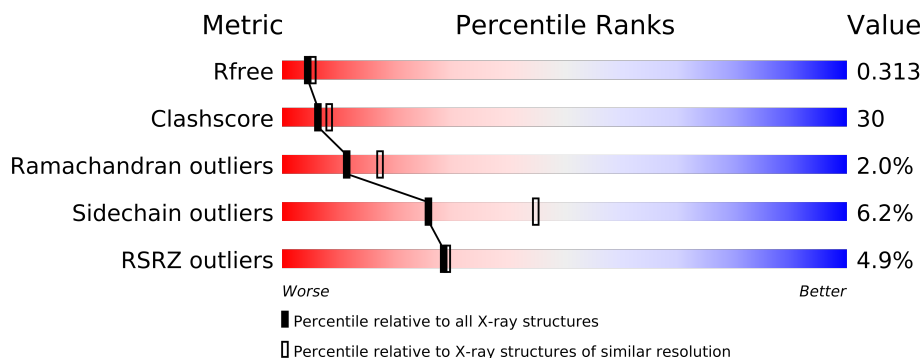
The following versions of software and data (see [references](#)) were used in the production of this report:

MolProbity : 4.02b-467  
Mogul : 1.15 2013  
Xtriage (Phenix) : dev-1323  
EDS : stable22639  
Percentile statistics : 21963  
Refmac : 5.8.0049  
CCP4 : 6.3.0 (Settle)  
Ideal geometry (proteins) : Engh & Huber (2001)  
Ideal geometry (DNA, RNA) : Parkinson et. al. (1996)  
Validation Pipeline (wwPDB-VP) : stable22683

# 1 Overall quality at a glance

The reported resolution of this entry is 2.50 Å.

Percentile scores (ranging between 0-100) for global validation metrics of the entry are shown in the following graphic. The table shows the number of entries on which the scores are based.



Metric	Whole archive (#Entries)	Similar resolution (#Entries, resolution range(Å))
$R_{free}$	66092	2784 (2.50-2.50)
Clashscore	79885	3562 (2.50-2.50)
Ramachandran outliers	78287	3480 (2.50-2.50)
Sidechain outliers	78261	3482 (2.50-2.50)
RSRZ outliers	66119	2785 (2.50-2.50)

The table below summarises the geometric issues observed across the polymeric chains and their fit to the electron density. The red, orange, yellow and green segments on the lower bar indicate the fraction of residues that contain outliers for  $\geq 3$ , 2, 1 and 0 types of geometric quality criteria. The upper red bar (where present) indicates the fraction of residues that have poor fit to the electron density.

Mol	Chain	Length	Quality of chain
1	A	228	
1	B	228	
1	C	228	
1	D	228	

The following table lists non-polymeric compounds that are outliers for geometric or electron-density-fit criteria:

Mol	Type	Chain	Res	Geometry	Electron density
3	IMD	B	2025	-	X
3	IMD	D	2026	-	X

## 2 Entry composition

There are 4 unique types of molecules in this entry. The entry contains 6126 atoms, of which 0 are hydrogen and 0 are deuterium.

In the tables below, the ZeroOcc column contains the number of atoms modelled with zero occupancy, the AltConf column contains the number of residues with at least one atom in alternate conformation and the Trace column contains the number of residues modelled with at most 2 atoms.

- Molecule 1 is a protein called Recombination protein recR.

Mol	Chain	Residues	Atoms					ZeroOcc	AltConf	Trace
1	A	199	Total	C	N	O	S	0	0	0
			1518	957	269	284	8			
1	B	198	Total	C	N	O	S	0	0	0
			1510	952	268	283	7			
1	C	196	Total	C	N	O	S	0	0	0
			1494	941	265	281	7			
1	D	198	Total	C	N	O	S	0	0	0
			1510	952	268	283	7			

There are 32 discrepancies between the modelled and reference sequences:

Chain	Residue	Modelled	Actual	Comment	Reference
A	221	LEU	-	EXPRESSION TAG	UNP Q9ZNA2
A	222	GLU	-	EXPRESSION TAG	UNP Q9ZNA2
A	223	HIS	-	EXPRESSION TAG	UNP Q9ZNA2
A	224	HIS	-	EXPRESSION TAG	UNP Q9ZNA2
A	225	HIS	-	EXPRESSION TAG	UNP Q9ZNA2
A	226	HIS	-	EXPRESSION TAG	UNP Q9ZNA2
A	227	HIS	-	EXPRESSION TAG	UNP Q9ZNA2
A	228	HIS	-	EXPRESSION TAG	UNP Q9ZNA2
B	221	LEU	-	EXPRESSION TAG	UNP Q9ZNA2
B	222	GLU	-	EXPRESSION TAG	UNP Q9ZNA2
B	223	HIS	-	EXPRESSION TAG	UNP Q9ZNA2
B	224	HIS	-	EXPRESSION TAG	UNP Q9ZNA2
B	225	HIS	-	EXPRESSION TAG	UNP Q9ZNA2
B	226	HIS	-	EXPRESSION TAG	UNP Q9ZNA2
B	227	HIS	-	EXPRESSION TAG	UNP Q9ZNA2
B	228	HIS	-	EXPRESSION TAG	UNP Q9ZNA2
C	221	LEU	-	EXPRESSION TAG	UNP Q9ZNA2
C	222	GLU	-	EXPRESSION TAG	UNP Q9ZNA2
C	223	HIS	-	EXPRESSION TAG	UNP Q9ZNA2
C	224	HIS	-	EXPRESSION TAG	UNP Q9ZNA2
C	225	HIS	-	EXPRESSION TAG	UNP Q9ZNA2

*Continued on next page...*

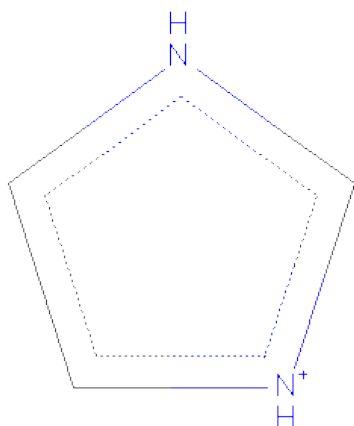
Continued from previous page...

Chain	Residue	Modelled	Actual	Comment	Reference
C	226	HIS	-	EXPRESSION TAG	UNP Q9ZNA2
C	227	HIS	-	EXPRESSION TAG	UNP Q9ZNA2
C	228	HIS	-	EXPRESSION TAG	UNP Q9ZNA2
D	221	LEU	-	EXPRESSION TAG	UNP Q9ZNA2
D	222	GLU	-	EXPRESSION TAG	UNP Q9ZNA2
D	223	HIS	-	EXPRESSION TAG	UNP Q9ZNA2
D	224	HIS	-	EXPRESSION TAG	UNP Q9ZNA2
D	225	HIS	-	EXPRESSION TAG	UNP Q9ZNA2
D	226	HIS	-	EXPRESSION TAG	UNP Q9ZNA2
D	227	HIS	-	EXPRESSION TAG	UNP Q9ZNA2
D	228	HIS	-	EXPRESSION TAG	UNP Q9ZNA2

- Molecule 2 is ZINC ION (three-letter code: ZN) (formula: Zn).

Mol	Chain	Residues	Atoms		ZeroOcc	AltConf
2	B	1	Total	Zn	0	0
			1	1		
2	A	1	Total	Zn	0	0
			1	1		
2	D	1	Total	Zn	0	0
			1	1		
2	C	1	Total	Zn	0	0
			1	1		

- Molecule 3 is IMIDAZOLE (three-letter code: IMD) (formula: C<sub>3</sub>H<sub>5</sub>N<sub>2</sub>).



Mol	Chain	Residues	Atoms	ZeroOcc	AltConf
3	D	1	Total C N 5 3 2	0	0
3	C	1	Total C N 5 3 2	0	0
3	B	1	Total C N 5 3 2	0	0
3	D	1	Total C N 5 3 2	0	0
3	A	1	Total C N 5 3 2	0	0

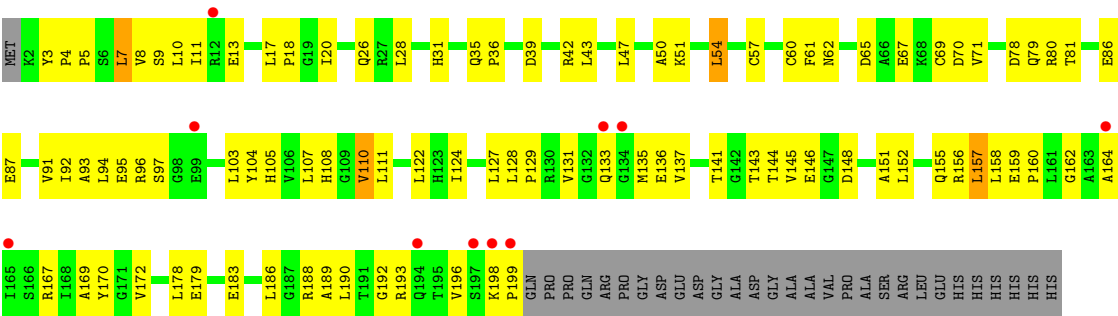
- Molecule 4 is water.

Mol	Chain	Residues	Atoms	ZeroOcc	AltConf
4	A	12	Total O 12 12	0	0
4	B	14	Total O 14 14	0	0
4	C	22	Total O 22 22	0	0
4	D	17	Total O 17 17	0	0



● Molecule 1: Recombination protein recR

Chain D: 



## 4 Data and refinement statistics

Property	Value	Source
Space group	C 2 2 21	Depositor
Cell constants a, b, c, $\alpha$ , $\beta$ , $\gamma$	106.22Å 121.39Å 154.99Å 90.00° 90.00° 90.00°	Depositor
Resolution (Å)	43.39 – 2.50 43.81 – 2.50	Depositor EDS
% Data completeness (in resolution range)	89.5 (43.39-2.50) 97.3 (43.81-2.50)	Depositor EDS
$R_{merge}$	(Not available)	Depositor
$R_{sym}$	0.09	Depositor
$\langle I/\sigma(I) \rangle$ <sup>1</sup>	6.77 (at 2.48Å)	Xtriage
Refinement program	CNS 1.1	Depositor
R, $R_{free}$	0.233 , 0.301 0.247 , 0.313	Depositor DCC
$R_{free}$ test set	3403 reflections (9.97%)	DCC
Wilson B-factor (Å <sup>2</sup> )	43.4	Xtriage
Anisotropy	0.311	Xtriage
Bulk solvent $k_{sol}$ (e/Å <sup>3</sup> ), $B_{sol}$ (Å <sup>2</sup> )	0.35 , 35.2	EDS
Estimated twinning fraction	No twinning to report.	Xtriage
L-test for twinning	$\langle  L  \rangle = 0.50$ , $\langle L^2 \rangle = 0.33$	Xtriage
Outliers	1 of 34210 reflections (0.003%)	Xtriage
$F_o, F_c$ correlation	0.92	EDS
Total number of atoms	6126	wwPDB-VP
Average B, all atoms (Å <sup>2</sup> )	47.0	wwPDB-VP

Xtriage's analysis on translational NCS is as follows: *The largest off-origin peak in the Patterson function is 7.98% of the height of the origin peak. No significant pseudotranslation is detected.*

<sup>1</sup>Intensities estimated from amplitudes.



## 5 Model quality

### 5.1 Standard geometry

Bond lengths and bond angles in the following residue types are not validated in this section: ZN, IMD

The Z score for a bond length (or angle) is the number of standard deviations the observed value is removed from the expected value. A bond length (or angle) with  $|Z| > 5$  is considered an outlier worth inspection. RMSZ is the root-mean-square of all Z scores of the bond lengths (or angles).

Mol	Chain	Bond lengths		Bond angles	
		RMSZ	$\# Z  > 5$	RMSZ	$\# Z  > 5$
1	A	0.37	0/1546	0.68	2/2099 (0.1%)
1	B	0.37	0/1538	0.67	1/2089 (0.0%)
1	C	0.40	0/1521	0.68	1/2066 (0.0%)
1	D	0.40	0/1538	0.66	0/2089
All	All	0.39	0/6143	0.67	4/8343 (0.0%)

There are no bond length outliers.

All (4) bond angle outliers are listed below:

Mol	Chain	Res	Type	Atoms	Z	Observed(°)	Ideal(°)
1	C	107	LEU	N-CA-C	-6.33	93.92	111.00
1	B	60	CYS	N-CA-C	-6.20	94.25	111.00
1	A	60	CYS	N-CA-C	-5.84	95.22	111.00
1	A	107	LEU	N-CA-C	-5.83	95.26	111.00

There are no chirality outliers.

There are no planarity outliers.

### 5.2 Close contacts

In the following table, the Non-H and H(model) columns list the number of non-hydrogen atoms and hydrogen atoms in the chain respectively. The H(added) column lists the number of hydrogens added by MolProbity. The Clashes column lists the number of clashes within the asymmetric unit, and the number in parentheses is this value normalized per 1000 atoms of the molecule in the chain. The Symm-Clashes column gives symmetry related clashes, in the same way as for the Clashes column.

Mol	Chain	Non-H	H(model)	H(added)	Clashes	Symm-Clashes
1	A	1518	0	1553	94	0

*Continued on next page...*

*Continued from previous page...*

Mol	Chain	Non-H	H(model)	H(added)	Clashes	Symm-Clashes
1	B	1510	0	1540	101	1
1	C	1494	0	1521	126	0
1	D	1510	0	1540	99	0
2	A	1	0	0	0	0
2	B	1	0	0	0	0
2	C	1	0	0	0	0
2	D	1	0	0	0	0
3	A	5	0	5	0	0
3	B	5	0	5	0	0
3	C	5	0	5	3	0
3	D	10	0	10	2	0
4	A	12	0	0	1	0
4	B	14	0	0	2	0
4	C	22	0	0	1	0
4	D	17	0	0	2	0
All	All	6126	0	6179	369	1

Clashscore is defined as the number of clashes calculated for the entry per 1000 atoms (including hydrogens) of the entry. The overall clashscore for this entry is 30.

All (369) close contacts within the same asymmetric unit are listed below.

Atom-1	Atom-2	Distance(Å)	Clash(Å)
1:B:64:THR:HG21	1:B:69:CYS:HA	1.27	1.15
1:A:64:THR:HG21	1:A:69:CYS:HA	1.37	1.03
1:A:85:VAL:HG11	1:A:90:ASP:HB2	1.38	1.02
1:C:64:THR:HG21	1:C:69:CYS:HA	1.41	0.97
1:A:133:GLN:HG2	1:A:162:GLY:HA3	1.51	0.92
1:C:56:VAL:HG22	1:C:61:PHE:HA	1.51	0.91
1:B:133:GLN:HA	1:B:162:GLY:O	1.72	0.90
1:C:124:ILE:HD13	1:C:124:ILE:H	1.34	0.89
1:B:2:LYS:HG3	1:D:92:ILE:HD12	1.55	0.87
1:C:3:TYR:H	1:C:4:PRO:HD2	1.39	0.86
1:C:85:VAL:HG21	1:C:90:ASP:HB2	1.58	0.85
1:C:190:LEU:O	1:C:193:ARG:HD3	1.76	0.85
1:C:133:GLN:HG2	1:C:162:GLY:HA3	1.60	0.82
1:C:183:GLU:HG2	1:D:96:ARG:HG2	1.62	0.82
1:C:60:CYS:SG	1:C:104:TYR:O	2.39	0.80
1:A:117:VAL:HA	1:A:121:LYS:HD3	1.62	0.80
1:D:105:HIS:NE2	1:D:127:LEU:HB2	1.97	0.80
1:A:85:VAL:CG1	1:A:90:ASP:HB2	2.13	0.78
1:B:63:ILE:HD13	1:B:88:PRO:HB3	1.66	0.77
1:C:64:THR:HG21	1:C:69:CYS:CA	2.14	0.76

*Continued on next page...*

*Continued from previous page...*

Atom-1	Atom-2	Distance(Å)	Clash(Å)
1:C:127:LEU:HD13	1:C:158:LEU:HD21	1.67	0.76
1:A:189:ALA:HA	1:B:169:ALA:HB3	1.68	0.75
1:A:7:LEU:O	1:A:11:ILE:HG12	1.87	0.74
1:D:11:ILE:HD12	1:D:26:GLN:HA	1.71	0.73
1:D:133:GLN:HG2	1:D:162:GLY:HA3	1.68	0.72
1:A:183:GLU:CD	1:A:183:GLU:H	1.93	0.72
1:C:188:ARG:HH11	1:C:188:ARG:HG3	1.55	0.72
1:A:105:HIS:CG	1:A:127:LEU:HD23	2.25	0.71
1:D:3:TYR:H	1:D:4:PRO:HD2	1.56	0.71
1:A:2:LYS:HE2	1:A:8:VAL:HG22	1.70	0.71
1:C:78:ASP:HB2	1:C:101:ARG:NH1	2.06	0.71
1:C:56:VAL:HG22	1:C:61:PHE:CA	2.22	0.70
1:C:85:VAL:HG21	1:C:90:ASP:CB	2.20	0.70
1:B:11:ILE:CD1	1:B:26:GLN:HA	2.21	0.70
1:A:94:LEU:HD21	1:B:186:LEU:HD22	1.73	0.70
1:B:3:TYR:H	1:B:4:PRO:HD2	1.56	0.70
1:B:56:VAL:CG2	1:B:61:PHE:HB3	2.22	0.70
1:A:78:ASP:OD1	1:A:80:ARG:HG2	1.91	0.69
1:A:51:LYS:HG3	1:C:40:ILE:HG13	1.74	0.69
1:B:31:HIS:O	1:B:35:GLN:HG2	1.92	0.69
1:A:51:LYS:HD3	1:A:51:LYS:O	1.93	0.69
1:D:128:LEU:N	1:D:129:PRO:HD2	2.07	0.69
1:C:81:THR:HG22	1:C:136:GLU:HB3	1.73	0.69
1:C:159:GLU:N	1:C:160:PRO:HD2	2.08	0.69
1:B:11:ILE:HD12	1:B:26:GLN:HA	1.74	0.68
1:D:94:LEU:O	1:D:97:SER:HB3	1.94	0.68
1:C:37:ARG:HD3	1:C:41:GLU:OE1	1.94	0.68
1:D:178:LEU:HD22	1:D:186:LEU:HD21	1.75	0.68
1:D:178:LEU:HD22	1:D:186:LEU:CD2	2.25	0.67
1:B:142:GLY:O	1:B:167:ARG:NH2	2.27	0.67
1:A:51:LYS:HE2	1:C:37:ARG:HA	1.76	0.67
1:C:178:LEU:HD22	1:C:186:LEU:HD21	1.78	0.66
1:B:125:LYS:HD3	1:B:126:PRO:N	2.12	0.65
1:D:183:GLU:CD	1:D:183:GLU:H	2.00	0.65
1:C:78:ASP:OD1	1:C:80:ARG:HG2	1.95	0.65
1:C:131:VAL:CG1	1:C:163:ALA:HB2	2.26	0.65
1:D:4:PRO:O	1:D:8:VAL:HG23	1.97	0.64
1:D:11:ILE:CD1	1:D:26:GLN:HA	2.27	0.64
1:B:190:LEU:O	1:B:193:ARG:HD3	1.97	0.64
1:A:56:VAL:CG2	1:A:61:PHE:HB3	2.28	0.63
1:C:38:GLU:H	1:C:38:GLU:CD	2.01	0.63
1:B:157:LEU:HD23	1:B:157:LEU:O	1.99	0.63

*Continued on next page...*

*Continued from previous page...*

Atom-1	Atom-2	Distance(Å)	Clash(Å)
1:C:60:CYS:SG	1:C:105:HIS:HA	2.38	0.63
1:A:127:LEU:HD12	1:A:158:LEU:HD21	1.79	0.63
1:A:111:LEU:HG	1:A:150:THR:HG23	1.79	0.63
1:A:50:ALA:O	1:A:54:LEU:HB2	1.98	0.63
1:A:11:ILE:HD12	1:A:26:GLN:HA	1.81	0.62
1:C:125:LYS:HB3	1:C:126:PRO:CD	2.30	0.62
1:C:11:ILE:HD12	1:C:26:GLN:HA	1.81	0.62
1:A:50:ALA:HA	1:C:6:SER:HB3	1.81	0.62
1:C:125:LYS:HB3	1:C:126:PRO:HD3	1.80	0.61
1:D:131:VAL:HG21	1:D:158:LEU:HD22	1.82	0.61
1:A:64:THR:HG21	1:A:69:CYS:CA	2.23	0.61
1:A:107:LEU:HD11	1:A:154:LEU:HD11	1.82	0.61
1:C:178:LEU:HD22	1:C:186:LEU:CD2	2.31	0.61
1:C:168:ILE:HD12	1:D:172:VAL:HG21	1.81	0.61
1:C:131:VAL:HG12	1:C:163:ALA:HB2	1.81	0.60
1:B:137:VAL:HG11	1:B:158:LEU:CD1	2.31	0.60
1:C:193:ARG:HG2	1:C:193:ARG:HH11	1.66	0.60
1:A:137:VAL:HG11	1:A:158:LEU:CD1	2.32	0.60
1:A:191:THR:HG21	1:B:99:GLU:OE1	2.01	0.60
1:C:42:ARG:HB2	1:C:42:ARG:HH11	1.67	0.60
1:C:52:ARG:HD2	1:C:53:ASP:OD1	2.02	0.60
1:D:67:GLU:CD	3:D:2026:IMD:HN1	2.05	0.60
1:D:3:TYR:N	1:D:4:PRO:HD2	2.17	0.60
1:C:188:ARG:NH1	1:C:188:ARG:HG3	2.17	0.59
1:C:175:GLY:HA2	1:D:144:THR:HA	1.85	0.59
1:B:56:VAL:HG22	1:B:61:PHE:HB3	1.85	0.59
1:C:61:PHE:O	1:C:108:HIS:HE1	1.85	0.59
1:C:124:ILE:N	1:C:124:ILE:HD13	2.12	0.59
1:C:64:THR:HG21	1:C:69:CYS:CB	2.33	0.58
1:C:193:ARG:NH2	1:D:136:GLU:OE1	2.36	0.58
1:D:57:CYS:HB2	1:D:69:CYS:HB3	1.84	0.58
1:B:146:GLU:H	1:B:146:GLU:CD	2.07	0.58
1:D:79:GLN:NE2	1:D:103:LEU:HD21	2.18	0.58
1:C:85:VAL:HG22	1:C:90:ASP:OD2	2.04	0.57
1:B:87:GLU:HG3	1:B:88:PRO:HD2	1.84	0.57
1:B:188:ARG:HH11	1:B:188:ARG:HG2	1.68	0.57
1:D:86:GLU:HG2	1:D:110:VAL:HG13	1.87	0.57
1:B:159:GLU:HB3	1:B:160:PRO:CD	2.34	0.57
1:D:87:GLU:OE2	1:D:87:GLU:HA	2.05	0.57
1:B:158:LEU:O	1:B:161:LEU:HG	2.04	0.57
1:C:86:GLU:CD	1:C:142:GLY:H	2.07	0.57
1:C:67:GLU:CD	3:C:2024:IMD:HN3	2.08	0.57

*Continued on next page...*

*Continued from previous page...*

Atom-1	Atom-2	Distance(Å)	Clash(Å)
1:C:141:THR:HG21	1:C:147:GLY:O	2.05	0.56
1:C:131:VAL:O	1:C:161:LEU:HD13	2.04	0.56
1:C:190:LEU:HD11	1:D:94:LEU:HD22	1.86	0.56
1:C:11:ILE:CD1	1:C:26:GLN:HA	2.35	0.56
1:A:117:VAL:HA	1:A:121:LYS:CD	2.35	0.56
1:C:3:TYR:H	1:C:4:PRO:CD	2.16	0.56
1:D:131:VAL:HG13	4:D:2027:HOH:O	2.05	0.56
1:D:141:THR:HG21	1:D:151:ALA:HB2	1.87	0.56
1:B:61:PHE:CE2	1:B:123:HIS:CD2	2.93	0.56
1:C:20:ILE:HD13	1:C:28:LEU:HD11	1.88	0.55
1:C:60:CYS:SG	1:C:130:ARG:NH1	2.77	0.55
1:A:51:LYS:HE2	1:C:37:ARG:CA	2.37	0.55
1:C:165:ILE:O	1:D:196:VAL:HG22	2.07	0.55
1:D:86:GLU:CD	1:D:110:VAL:HG13	2.27	0.55
1:B:38:GLU:N	1:B:38:GLU:OE1	2.39	0.55
1:D:95:GLU:C	1:D:97:SER:H	2.10	0.55
1:D:61:PHE:O	1:D:108:HIS:HE1	1.89	0.55
1:D:111:LEU:HD23	1:D:122:LEU:HD11	1.89	0.55
1:A:20:ILE:HD11	1:C:20:ILE:HD11	1.89	0.55
1:A:77:ARG:NH2	1:A:95:GLU:OE2	2.40	0.55
1:A:51:LYS:CG	1:C:40:ILE:HG13	2.37	0.54
1:C:94:LEU:HD22	1:D:190:LEU:HD12	1.88	0.54
1:B:153:TYR:CE2	1:B:157:LEU:HD12	2.41	0.54
1:C:77:ARG:HH22	1:C:95:GLU:CD	2.11	0.54
1:B:178:LEU:HD22	1:B:186:LEU:HD21	1.89	0.54
1:D:61:PHE:CD1	1:D:61:PHE:N	2.76	0.54
1:A:87:GLU:HG3	1:A:88:PRO:HD2	1.90	0.54
1:A:61:PHE:O	1:A:108:HIS:HE1	1.90	0.54
1:A:77:ARG:NH1	1:A:101:ARG:C	2.61	0.54
1:B:178:LEU:HD22	1:B:186:LEU:CD2	2.36	0.54
1:D:141:THR:CG2	1:D:151:ALA:HB2	2.38	0.54
1:A:94:LEU:CD2	1:B:186:LEU:HD22	2.37	0.54
1:B:105:HIS:NE2	1:B:127:LEU:HB2	2.23	0.54
1:A:45:SER:O	1:A:49:GLU:HG3	2.08	0.54
1:B:4:PRO:HG2	1:B:7:LEU:HB2	1.89	0.53
1:A:63:ILE:HD12	1:C:30:PHE:CD2	2.44	0.53
1:A:153:TYR:CE2	1:A:157:LEU:HD12	2.43	0.53
1:B:62:ASN:C	1:B:63:ILE:HD12	2.27	0.53
1:D:193:ARG:HH11	1:D:193:ARG:HG2	1.73	0.53
1:C:155:GLN:HE21	1:D:196:VAL:CG2	2.22	0.53
1:A:67:GLU:HB2	1:A:68:LYS:HD2	1.90	0.53
1:C:56:VAL:HG21	1:C:61:PHE:CD2	2.44	0.53

*Continued on next page...*

*Continued from previous page...*

Atom-1	Atom-2	Distance(Å)	Clash(Å)
1:B:128:LEU:HB2	1:B:129:PRO:CD	2.39	0.53
1:B:113:PRO:O	1:B:116:GLY:N	2.42	0.53
1:A:165:ILE:HB	1:B:197:SER:HB3	1.91	0.52
1:A:63:ILE:HD12	1:C:30:PHE:CE2	2.44	0.52
1:B:66:ALA:HB1	4:B:2026:HOH:O	2.09	0.52
1:A:86:GLU:O	1:A:107:LEU:O	2.27	0.52
1:D:135:MET:HB2	4:D:2027:HOH:O	2.09	0.52
1:B:20:ILE:HD12	1:B:25:ALA:HA	1.91	0.52
1:C:158:LEU:C	1:C:160:PRO:HD2	2.29	0.52
1:A:161:LEU:HD12	1:A:161:LEU:H	1.74	0.52
1:A:119:PRO:HB3	1:A:124:ILE:HD12	1.92	0.52
1:B:62:ASN:HA	1:B:106:VAL:HG21	1.92	0.51
1:D:128:LEU:N	1:D:129:PRO:CD	2.73	0.51
1:B:146:GLU:HA	1:B:149:ALA:HB3	1.91	0.51
1:D:133:GLN:CG	1:D:162:GLY:HA3	2.40	0.51
1:D:86:GLU:CD	1:D:110:VAL:CG1	2.78	0.51
1:A:118:GLY:O	1:A:120:ASP:N	2.38	0.51
1:D:148:ASP:OD2	1:D:170:TYR:OH	2.29	0.51
1:B:3:TYR:N	1:B:4:PRO:HD2	2.23	0.51
1:A:199:PRO:HD3	1:B:164:ALA:HA	1.93	0.51
1:D:105:HIS:CD2	1:D:127:LEU:HB2	2.46	0.51
1:A:118:GLY:C	1:A:120:ASP:H	2.13	0.51
1:B:113:PRO:O	1:B:115:ASN:N	2.44	0.51
1:A:131:VAL:HB	1:A:161:LEU:HD22	1.93	0.51
1:A:85:VAL:CG1	1:A:86:GLU:N	2.73	0.51
1:A:14:LEU:HD22	1:A:28:LEU:HD22	1.93	0.51
1:A:31:HIS:O	1:A:35:GLN:HG2	2.11	0.51
1:A:77:ARG:NH1	1:A:101:ARG:HA	2.27	0.50
1:B:41:GLU:O	1:B:45:SER:HB2	2.11	0.50
1:C:112:SER:HB3	1:C:117:VAL:HB	1.93	0.50
1:D:79:GLN:HA	1:D:103:LEU:HD11	1.93	0.50
1:D:105:HIS:CE1	1:D:127:LEU:HB2	2.46	0.50
1:A:56:VAL:HG21	1:A:61:PHE:HB3	1.92	0.50
1:C:87:GLU:HB3	1:C:88:PRO:HD2	1.94	0.50
1:C:42:ARG:HB2	1:C:42:ARG:NH1	2.26	0.50
1:C:124:ILE:O	1:C:125:LYS:C	2.50	0.50
1:B:105:HIS:CG	1:B:127:LEU:HD23	2.47	0.50
1:C:155:GLN:HA	1:C:165:ILE:HD13	1.94	0.49
1:B:78:ASP:HB3	1:B:102:GLY:HA2	1.94	0.49
1:B:57:CYS:HB3	1:B:60:CYS:O	2.12	0.49
1:B:11:ILE:HD11	1:B:26:GLN:HA	1.93	0.49
1:D:127:LEU:HD11	1:D:158:LEU:HD11	1.94	0.49

*Continued on next page...*

*Continued from previous page...*

Atom-1	Atom-2	Distance(Å)	Clash(Å)
1:A:47:LEU:HD11	1:C:43:LEU:HD13	1.94	0.49
1:C:77:ARG:HD3	1:C:101:ARG:O	2.12	0.49
1:C:196:VAL:O	1:C:196:VAL:HG12	2.12	0.49
1:A:163:ALA:HB3	4:A:2032:HOH:O	2.11	0.49
1:A:47:LEU:CD1	1:C:43:LEU:HD13	2.43	0.49
1:D:159:GLU:N	1:D:160:PRO:HD2	2.27	0.49
1:A:133:GLN:HG2	1:A:162:GLY:CA	2.32	0.49
1:C:82:ILE:HG13	1:C:135:MET:CE	2.42	0.49
1:A:161:LEU:HD12	1:A:161:LEU:N	2.26	0.49
1:D:86:GLU:CG	1:D:110:VAL:HG13	2.43	0.49
1:C:155:GLN:HE21	1:D:196:VAL:HG23	1.77	0.49
1:C:121:LYS:N	1:C:121:LYS:HD2	2.28	0.49
1:D:91:VAL:HG13	1:D:104:TYR:CE1	2.47	0.49
1:B:2:LYS:HG3	1:D:92:ILE:CD1	2.37	0.49
1:B:62:ASN:CG	1:B:63:ILE:H	2.16	0.49
1:D:67:GLU:OE2	3:D:2026:IMD:N1	2.46	0.49
1:C:86:GLU:O	1:C:107:LEU:O	2.30	0.49
1:C:86:GLU:OE2	1:C:110:VAL:HG21	2.13	0.49
1:B:196:VAL:HG12	1:B:196:VAL:O	2.13	0.49
1:A:111:LEU:HD12	1:A:150:THR:HA	1.94	0.48
1:B:111:LEU:O	1:B:117:VAL:HB	2.13	0.48
1:D:62:ASN:ND2	1:D:91:VAL:HG11	2.28	0.48
1:B:21:GLY:HA2	4:B:2037:HOH:O	2.12	0.48
1:C:193:ARG:HH11	1:C:193:ARG:CG	2.26	0.48
1:B:14:LEU:HB3	1:B:20:ILE:HD11	1.95	0.48
1:D:190:LEU:HD23	1:D:190:LEU:O	2.13	0.48
1:A:42:ARG:NH1	1:A:42:ARG:HB2	2.29	0.48
1:B:96:ARG:HH11	1:B:96:ARG:HG3	1.78	0.48
1:B:60:CYS:O	1:B:60:CYS:SG	2.72	0.48
1:A:37:ARG:O	1:A:41:GLU:HG3	2.13	0.48
1:B:64:THR:HG21	1:B:69:CYS:CA	2.20	0.48
1:C:24:SER:O	1:C:28:LEU:HG	2.13	0.48
1:C:87:GLU:OE2	1:C:87:GLU:HA	2.14	0.47
1:C:60:CYS:SG	1:C:104:TYR:C	2.92	0.47
1:C:159:GLU:N	1:C:160:PRO:CD	2.77	0.47
1:D:50:ALA:O	1:D:54:LEU:HB2	2.14	0.47
1:C:193:ARG:HB2	1:D:167:ARG:O	2.14	0.47
1:C:189:ALA:HA	1:D:169:ALA:HB3	1.96	0.47
1:D:137:VAL:HG21	1:D:158:LEU:HD13	1.96	0.47
1:C:67:GLU:OE1	3:C:2024:IMD:N3	2.47	0.47
1:A:85:VAL:HG13	1:A:90:ASP:OD2	2.14	0.47
1:C:125:LYS:N	1:C:126:PRO:HD2	2.30	0.47

*Continued on next page...*



*Continued from previous page...*

Atom-1	Atom-2	Distance(Å)	Clash(Å)
1:B:61:PHE:O	1:B:108:HIS:HE1	1.98	0.47
1:C:38:GLU:N	1:C:38:GLU:CD	2.68	0.47
1:A:54:LEU:HD13	1:C:6:SER:HB2	1.95	0.47
1:D:7:LEU:O	1:D:11:ILE:HG12	2.15	0.47
1:B:96:ARG:C	1:B:98:GLY:N	2.66	0.47
1:A:117:VAL:HG13	1:A:121:LYS:HD3	1.97	0.47
1:B:125:LYS:HD3	1:B:126:PRO:CD	2.45	0.46
1:A:88:PRO:HB2	1:C:30:PHE:CE2	2.50	0.46
1:B:63:ILE:HD13	1:B:88:PRO:CB	2.40	0.46
1:C:94:LEU:HD23	1:D:186:LEU:HB3	1.97	0.46
1:A:77:ARG:HH12	1:A:101:ARG:HA	1.78	0.46
1:B:7:LEU:O	1:B:11:ILE:HG12	2.14	0.46
1:D:36:PRO:HG2	1:D:39:ASP:OD1	2.16	0.46
1:D:60:CYS:HB2	1:D:104:TYR:O	2.16	0.46
1:A:78:ASP:OD2	1:A:81:THR:HG23	2.15	0.46
1:A:96:ARG:HH22	1:C:2:LYS:NZ	2.13	0.46
1:D:155:GLN:O	1:D:159:GLU:HB2	2.15	0.46
1:C:97:SER:C	1:C:99:GLU:N	2.69	0.46
1:D:145:VAL:HG13	1:D:146:GLU:N	2.30	0.46
1:D:127:LEU:O	1:D:127:LEU:HD22	2.15	0.46
1:B:4:PRO:HA	1:B:5:PRO:HD2	1.79	0.46
1:D:9:SER:O	1:D:13:GLU:HG2	2.15	0.46
1:A:183:GLU:CD	1:A:183:GLU:N	2.65	0.46
1:B:158:LEU:O	1:B:159:GLU:C	2.54	0.46
1:B:71:VAL:HG13	1:B:77:ARG:NE	2.31	0.45
1:A:85:VAL:CG1	1:A:90:ASP:CB	2.92	0.45
1:C:7:LEU:O	1:C:11:ILE:HG12	2.16	0.45
1:B:3:TYR:H	1:B:4:PRO:CD	2.27	0.45
1:C:113:PRO:HG2	1:C:114:MET:H	1.81	0.45
1:D:152:LEU:HD21	1:D:156:ARG:NH2	2.31	0.45
1:D:91:VAL:O	1:D:95:GLU:HB2	2.16	0.45
1:C:155:GLN:NE2	1:D:196:VAL:CG2	2.79	0.45
1:D:170:TYR:CE2	1:D:188:ARG:NH1	2.84	0.45
1:C:96:ARG:HD2	1:D:183:GLU:HG2	1.98	0.45
1:C:166:SER:HB2	1:D:193:ARG:HD2	1.99	0.45
1:C:169:ALA:HB2	1:D:192:GLY:O	2.17	0.45
1:C:193:ARG:NH2	1:D:136:GLU:OE2	2.50	0.45
1:A:110:VAL:HG12	1:A:150:THR:OG1	2.16	0.45
1:A:95:GLU:C	1:A:97:SER:H	2.19	0.45
1:C:97:SER:C	1:C:99:GLU:H	2.20	0.45
1:A:55:HIS:CE1	1:A:66:ALA:O	2.70	0.45
1:C:16:ARG:HE	1:C:16:ARG:HB3	1.60	0.45

*Continued on next page...*



*Continued from previous page...*

Atom-1	Atom-2	Distance(Å)	Clash(Å)
1:D:193:ARG:NH1	1:D:193:ARG:HG2	2.31	0.45
1:B:161:LEU:HD23	1:B:161:LEU:N	2.32	0.44
1:C:16:ARG:O	1:C:17:LEU:C	2.56	0.44
1:A:85:VAL:CG1	1:A:90:ASP:OD2	2.66	0.44
1:C:128:LEU:HB2	1:C:129:PRO:HD3	1.98	0.44
1:A:19:GLY:O	1:A:20:ILE:HG13	2.17	0.44
1:A:158:LEU:HB2	1:A:165:ILE:HD11	2.00	0.44
1:B:159:GLU:N	1:B:160:PRO:HD2	2.32	0.44
1:B:131:VAL:HG13	1:B:163:ALA:HB3	1.98	0.44
1:C:82:ILE:HG13	1:C:135:MET:HE1	1.99	0.44
1:B:96:ARG:C	1:B:98:GLY:H	2.20	0.44
1:D:95:GLU:C	1:D:97:SER:N	2.70	0.44
1:A:94:LEU:HD21	1:B:178:LEU:HD13	2.00	0.44
1:B:159:GLU:HB3	1:B:160:PRO:HD3	2.00	0.44
1:B:51:LYS:NZ	1:D:35:GLN:O	2.51	0.44
1:D:4:PRO:HA	1:D:5:PRO:HD2	1.84	0.44
1:D:136:GLU:HA	1:D:164:ALA:O	2.17	0.44
1:B:137:VAL:HG12	1:B:139:LEU:CD2	2.48	0.44
1:A:48:LEU:O	1:A:49:GLU:C	2.57	0.44
1:B:14:LEU:C	1:B:20:ILE:HD11	2.38	0.44
1:C:97:SER:O	1:C:99:GLU:N	2.51	0.44
1:D:42:ARG:HB3	1:D:42:ARG:NH1	2.33	0.44
1:C:193:ARG:NH2	1:D:136:GLU:CD	2.71	0.43
1:B:5:PRO:HD2	1:D:65:ASP:OD1	2.18	0.43
1:B:107:LEU:HD11	1:B:154:LEU:HD11	2.00	0.43
1:C:190:LEU:CD1	1:D:94:LEU:HD22	2.48	0.43
1:C:112:SER:O	1:C:117:VAL:N	2.46	0.43
1:B:154:LEU:O	1:B:158:LEU:HG	2.18	0.43
1:B:133:GLN:HG3	1:B:162:GLY:HA3	2.00	0.43
1:D:124:ILE:O	1:D:127:LEU:HB3	2.17	0.43
1:A:178:LEU:HD22	1:A:186:LEU:HD21	2.00	0.43
1:C:186:LEU:HD12	1:D:93:ALA:HB1	1.99	0.43
1:D:172:VAL:HG23	1:D:189:ALA:HB1	2.01	0.43
1:D:143:THR:HB	1:D:170:TYR:CE2	2.53	0.43
1:D:42:ARG:CB	1:D:42:ARG:NH1	2.82	0.43
1:D:18:PRO:C	1:D:20:ILE:H	2.21	0.43
1:D:105:HIS:CG	1:D:127:LEU:HD23	2.53	0.43
1:B:113:PRO:HG2	1:B:114:MET:H	1.82	0.43
1:A:96:ARG:HH11	1:A:96:ARG:HG3	1.84	0.43
1:C:181:THR:O	1:C:182:ASP:C	2.57	0.43
1:C:121:LYS:HE3	4:C:2038:HOH:O	2.18	0.43
1:B:50:ALA:HB1	1:B:54:LEU:HD22	2.01	0.43

*Continued on next page...*

*Continued from previous page...*

Atom-1	Atom-2	Distance(Å)	Clash(Å)
1:C:166:SER:CB	1:D:193:ARG:HD2	2.49	0.43
1:D:92:ILE:HG22	1:D:96:ARG:NH2	2.34	0.42
1:A:71:VAL:HG13	1:A:77:ARG:HD3	2.01	0.42
1:B:20:ILE:HG13	1:B:20:ILE:O	2.18	0.42
1:B:117:VAL:HG12	1:B:117:VAL:O	2.18	0.42
1:D:198:LYS:HB3	1:D:199:PRO:HD2	2.01	0.42
1:D:71:VAL:HG12	1:D:103:LEU:HD23	2.01	0.42
1:C:56:VAL:HG21	1:C:61:PHE:HD2	1.83	0.42
1:B:28:LEU:CD2	1:D:17:LEU:HB3	2.49	0.42
1:A:85:VAL:HG12	1:A:86:GLU:N	2.33	0.42
1:B:125:LYS:N	1:B:126:PRO:HD2	2.34	0.42
1:A:68:LYS:N	1:A:68:LYS:HD2	2.34	0.42
1:B:95:GLU:OE1	1:B:95:GLU:HA	2.19	0.42
1:C:82:ILE:HG23	1:C:104:TYR:O	2.20	0.42
1:B:7:LEU:HD11	1:B:30:PHE:CE2	2.55	0.42
1:B:188:ARG:NH1	1:B:188:ARG:HG2	2.34	0.42
1:A:125:LYS:HB3	1:A:126:PRO:CD	2.50	0.42
1:B:77:ARG:NH1	1:B:77:ARG:HG2	2.35	0.42
1:B:23:LYS:HE3	1:C:180:TYR:CE2	2.55	0.42
1:B:61:PHE:CD1	1:B:61:PHE:N	2.88	0.41
1:A:132:GLY:O	1:A:163:ALA:HB2	2.20	0.41
1:C:111:LEU:HD21	1:C:122:LEU:CD1	2.50	0.41
1:C:91:VAL:HG13	1:C:104:TYR:CD1	2.55	0.41
1:B:45:SER:O	1:B:49:GLU:HB2	2.20	0.41
1:A:184:VAL:HG12	1:B:174:VAL:HG21	2.02	0.41
1:D:107:LEU:O	1:D:108:HIS:HB2	2.20	0.41
1:B:112:SER:O	1:B:115:ASN:OD1	2.38	0.41
1:C:12:ARG:HH11	1:C:12:ARG:HG3	1.85	0.41
1:D:78:ASP:C	1:D:80:ARG:H	2.23	0.41
1:B:69:CYS:SG	1:B:71:VAL:HB	2.59	0.41
1:A:172:VAL:HG23	1:B:143:THR:HG21	2.03	0.41
1:B:43:LEU:HD13	1:D:47:LEU:HD13	2.01	0.41
1:C:111:LEU:O	1:C:146:GLU:HB3	2.20	0.41
1:C:36:PRO:HG2	1:C:39:ASP:OD1	2.20	0.41
1:D:128:LEU:HD21	1:D:157:LEU:HD13	2.02	0.41
1:C:67:GLU:OE2	3:C:2024:IMD:N3	2.51	0.41
1:C:141:THR:HG22	1:C:167:ARG:NH2	2.36	0.41
1:A:10:LEU:HD22	1:A:14:LEU:CD1	2.51	0.41
1:C:120:ASP:HB2	1:C:121:LYS:HD2	2.03	0.41
1:B:194:GLN:HG3	1:B:194:GLN:H	1.58	0.41
1:A:128:LEU:HB2	1:A:129:PRO:CD	2.51	0.41
1:A:33:PHE:CD1	1:C:63:ILE:HD13	2.56	0.41

*Continued on next page...*

Continued from previous page...

Atom-1	Atom-2	Distance(Å)	Clash(Å)
1:A:71:VAL:HG13	1:A:77:ARG:CD	2.50	0.41
1:C:4:PRO:HA	1:C:5:PRO:HD2	1.73	0.40
1:B:107:LEU:O	1:B:108:HIS:HB2	2.21	0.40
1:B:56:VAL:HG21	1:B:61:PHE:HB3	1.99	0.40
1:A:42:ARG:HH11	1:A:42:ARG:HB2	1.85	0.40
1:B:133:GLN:HA	1:B:162:GLY:C	2.39	0.40
1:B:56:VAL:HG22	1:B:61:PHE:CB	2.51	0.40
1:D:31:HIS:O	1:D:35:GLN:HG2	2.21	0.40
1:A:91:VAL:O	1:A:95:GLU:HB2	2.21	0.40
1:C:177:SER:O	1:C:178:LEU:C	2.60	0.40
1:A:77:ARG:HH11	1:A:101:ARG:C	2.25	0.40
1:C:146:GLU:O	1:C:149:ALA:HB3	2.22	0.40
1:A:57:CYS:HB3	1:A:60:CYS:O	2.22	0.40

All (1) symmetry-related close contacts are listed below. The label for Atom-2 includes the symmetry operator and encoded unit-cell translations to be applied.

Atom-1	Atom-2	Distance(Å)	Clash(Å)
1:B:115:ASN:ND2	1:B:115:ASN:ND2[4_555]	2.19	0.01

## 5.3 Torsion angles

### 5.3.1 Protein backbone ⓘ

In the following table, the Percentiles column shows the percent Ramachandran outliers of the chain as a percentile score with respect to all X-ray entries followed by that with respect to entries of similar resolution. The Analysed column shows the number of residues for which the backbone conformation was analysed, and the total number of residues.

Mol	Chain	Analysed	Favoured	Allowed	Outliers	Percentiles	
1	A	197/228 (86%)	172 (87%)	20 (10%)	5 (2%)	9	12
1	B	196/228 (86%)	163 (83%)	27 (14%)	6 (3%)	7	8
1	C	194/228 (85%)	169 (87%)	20 (10%)	5 (3%)	8	11
1	D	196/228 (86%)	171 (87%)	25 (13%)	0	100	100
All	All	783/912 (86%)	675 (86%)	92 (12%)	16 (2%)	11	17

All (16) Ramachandran outliers are listed below:

Mol	Chain	Res	Type
1	B	114	MET

Continued on next page...

*Continued from previous page...*

Mol	Chain	Res	Type
1	A	142	GLY
1	B	99	GLU
1	C	105	HIS
1	C	178	LEU
1	A	3	TYR
1	A	37	ARG
1	B	113	PRO
1	C	3	TYR
1	C	193	ARG
1	A	119	PRO
1	B	3	TYR
1	A	59	ILE
1	B	47	LEU
1	B	142	GLY
1	C	184	VAL

### 5.3.2 Protein sidechains ⓘ

In the following table, the Percentiles column shows the percent sidechain outliers of the chain as a percentile score with respect to all X-ray entries followed by that with respect to entries of similar resolution. The Analysed column shows the number of residues for which the sidechain conformation was analysed, and the total number of residues.

Mol	Chain	Analysed	Rotameric	Outliers	Percentiles	
1	A	166/188 (88%)	161 (97%)	5 (3%)	53	80
1	B	165/188 (88%)	154 (93%)	11 (7%)	23	40
1	C	163/188 (87%)	149 (91%)	14 (9%)	15	27
1	D	165/188 (88%)	154 (93%)	11 (7%)	23	40
All	All	659/752 (88%)	618 (94%)	41 (6%)	26	45

All (41) residues with a non-rotameric sidechain are listed below:

Mol	Chain	Res	Type
1	A	10	LEU
1	A	28	LEU
1	A	43	LEU
1	A	87	GLU
1	A	190	LEU
1	B	7	LEU
1	B	20	ILE

*Continued on next page...*

*Continued from previous page...*

Mol	Chain	Res	Type
1	B	39	ASP
1	B	43	LEU
1	B	54	LEU
1	B	87	GLU
1	B	95	GLU
1	B	115	ASN
1	B	157	LEU
1	B	161	LEU
1	B	194	GLN
1	C	10	LEU
1	C	39	ASP
1	C	43	LEU
1	C	60	CYS
1	C	68	LYS
1	C	85	VAL
1	C	120	ASP
1	C	121	LYS
1	C	124	ILE
1	C	125	LYS
1	C	127	LEU
1	C	141	THR
1	C	167	ARG
1	C	193	ARG
1	D	7	LEU
1	D	10	LEU
1	D	28	LEU
1	D	43	LEU
1	D	51	LYS
1	D	54	LEU
1	D	70	ASP
1	D	81	THR
1	D	110	VAL
1	D	157	LEU
1	D	179	GLU

Some sidechains can be flipped to improve hydrogen bonding and reduce clashes. All (14) such sidechains are listed below:

Mol	Chain	Res	Type
1	A	55	HIS
1	A	108	HIS
1	A	133	GLN
1	A	155	GLN

*Continued on next page...*

*Continued from previous page...*

Mol	Chain	Res	Type
1	B	31	HIS
1	B	108	HIS
1	B	123	HIS
1	B	133	GLN
1	C	108	HIS
1	C	155	GLN
1	D	31	HIS
1	D	79	GLN
1	D	108	HIS
1	D	123	HIS

### 5.3.3 RNA ⓘ

There are no RNA chains in this entry.

## 5.4 Non-standard residues in protein, DNA, RNA chains ⓘ

There are no non-standard protein/DNA/RNA residues in this entry.

## 5.5 Carbohydrates ⓘ

There are no carbohydrates in this entry.

## 5.6 Ligand geometry ⓘ

Of 9 ligands modelled in this entry, 4 are monoatomic - leaving 5 for Mogul analysis.

In the following table, the Counts columns list the number of bonds (or angles) for which Mogul statistics could be retrieved, the number of bonds (or angles) that are observed in the model and the number of bonds (or angles) that are defined in the chemical component dictionary. The Link column lists molecule types, if any, to which the group is linked. The Z score for a bond length (or angle) is the number of standard deviations the observed value is removed from the expected value. A bond length (or angle) with  $|Z| > 2$  is considered an outlier worth inspection. RMSZ is the root-mean-square of all Z scores of the bond lengths (or angles).

Mol	Type	Chain	Res	Link	Bond lengths			Bond angles		
					Counts	RMSZ	$\# Z  > 2$	Counts	RMSZ	$\# Z  > 2$
3	IMD	A	2027	-	5,5,5	1.80	2 (40%)	5,5,5	0.55	0
3	IMD	B	2025	-	5,5,5	1.82	2 (40%)	5,5,5	0.53	0
3	IMD	C	2024	-	5,5,5	2.06	2 (40%)	5,5,5	0.57	0

Mol	Type	Chain	Res	Link	Bond lengths			Bond angles		
					Counts	RMSZ	# Z  > 2	Counts	RMSZ	# Z  > 2
3	IMD	D	2023	-	5,5,5	1.89	2 (40%)	5,5,5	0.52	0
3	IMD	D	2026	-	5,5,5	1.91	2 (40%)	5,5,5	0.49	0

In the following table, the Chirals column lists the number of chiral outliers, the number of chiral centers analysed, the number of these observed in the model and the number defined in the chemical component dictionary. Similar counts are reported in the Torsion and Rings columns. '-' means no outliers of that kind were identified.

Mol	Type	Chain	Res	Link	Chirals	Torsions	Rings
3	IMD	A	2027	-	-	0/0/0/0	0/1/1/1
3	IMD	B	2025	-	-	0/0/0/0	0/1/1/1
3	IMD	C	2024	-	-	0/0/0/0	0/1/1/1
3	IMD	D	2023	-	-	0/0/0/0	0/1/1/1
3	IMD	D	2026	-	-	0/0/0/0	0/1/1/1

All (10) bond length outliers are listed below:

Mol	Chain	Res	Type	Atoms	Z	Observed(Å)	Ideal(Å)
3	C	2024	IMD	C5-N1	3.42	1.42	1.36
3	D	2026	IMD	C5-N1	3.12	1.42	1.36
3	D	2023	IMD	C5-N1	3.09	1.42	1.36
3	A	2027	IMD	C5-N1	3.02	1.42	1.36
3	B	2025	IMD	C5-N1	3.01	1.42	1.36
3	C	2024	IMD	C2-N3	2.88	1.37	1.31
3	D	2023	IMD	C2-N3	2.67	1.37	1.31
3	D	2026	IMD	C2-N3	2.64	1.37	1.31
3	A	2027	IMD	C2-N3	2.61	1.36	1.31
3	B	2025	IMD	C2-N3	2.59	1.36	1.31

There are no bond angle outliers.

There are no chirality outliers.

There are no torsion outliers.

There are no ring outliers.

## 5.7 Other polymers ⓘ

There are no such residues in this entry.

## 5.8 Polymer linkage issues

There are no chain breaks in this entry.



## 6 Fit of model and data ⓘ

### 6.1 Protein, DNA and RNA chains ⓘ

In the following table, the column labelled ‘#RSRZ> 2’ contains the number (and percentage) of RSRZ outliers, followed by percent RSRZ outliers for the chain as percentile scores relative to all X-ray entries and entries of similar resolution. The OWAB column contains the minimum, median, 95<sup>th</sup> percentile and maximum values of the occupancy-weighted average B-factor per residue. The column labelled ‘Q< 0.9’ lists the number of (and percentage) of residues with an average occupancy less than 0.9.

Mol	Chain	Analysed	<RSRZ>	#RSRZ>2	OWAB(Å <sup>2</sup> )	Q<0.9
1	A	199/228 (87%)	0.36	7 (3%) 42 43	17, 47, 68, 92	0
1	B	198/228 (86%)	0.45	15 (7%) 14 13	22, 48, 69, 102	0
1	C	196/228 (85%)	0.41	7 (3%) 41 42	24, 45, 69, 87	0
1	D	198/228 (86%)	0.28	10 (5%) 27 27	19, 43, 69, 92	0
All	All	791/912 (86%)	0.38	39 (4%) 28 29	17, 46, 69, 102	0

All (39) RSRZ outliers are listed below:

Mol	Chain	Res	Type	RSRZ
1	A	1	MET	5.5
1	C	2	LYS	5.4
1	B	114	MET	4.8
1	D	199	PRO	4.4
1	C	180	TYR	4.0
1	C	162	GLY	3.8
1	B	71	VAL	3.8
1	B	77	ARG	3.2
1	A	67	GLU	3.1
1	B	75	PRO	3.1
1	B	59	ILE	3.1
1	A	66	ALA	3.0
1	B	101	ARG	2.9
1	C	165	ILE	2.9
1	A	59	ILE	2.8
1	D	133	GLN	2.8
1	B	68	LYS	2.7
1	D	12	ARG	2.7
1	A	68	LYS	2.6
1	C	197	SER	2.6
1	B	56	VAL	2.6

*Continued on next page...*

*Continued from previous page...*

Mol	Chain	Res	Type	RSRZ
1	D	134	GLY	2.6
1	D	198	LYS	2.5
1	D	164	ALA	2.4
1	D	197	SER	2.4
1	B	73	ALA	2.4
1	C	99	GLU	2.3
1	A	58	PRO	2.3
1	D	165	ILE	2.2
1	D	99	GLU	2.2
1	B	194	GLN	2.2
1	B	134	GLY	2.2
1	B	58	PRO	2.2
1	B	61	PHE	2.2
1	B	12	ARG	2.1
1	A	57	CYS	2.1
1	D	194	GLN	2.1
1	C	123	HIS	2.1
1	B	199	PRO	2.0

## 6.2 Non-standard residues in protein, DNA, RNA chains ⓘ

There are no non-standard protein/DNA/RNA residues in this entry.

## 6.3 Carbohydrates ⓘ

There are no carbohydrates in this entry.

## 6.4 Ligands ⓘ

In the following table, the Atoms column lists the number of modelled atoms in the group and the number defined in the chemical component dictionary. LLDF column lists the quality of electron density of the group with respect to its neighbouring residues in protein, DNA or RNA chains. The B-factors column lists the minimum, median, 95<sup>th</sup> percentile and maximum values of B factors of atoms in the group. The column labelled 'Q < 0.9' lists the number of atoms with occupancy less than 0.9.

Mol	Type	Chain	Res	Atoms	RSR	LLDF	B-factors(Å <sup>2</sup> )	Q<0.9
3	IMD	D	2026	5/5	0.32	4.71	52,54,61,63	0
3	IMD	B	2025	5/5	0.22	2.11	54,55,56,57	0
3	IMD	C	2024	5/5	0.21	1.59	13,32,46,47	0

*Continued on next page...*

*Continued from previous page...*

Mol	Type	Chain	Res	Atoms	RSR	LLDF	B-factors( $\text{\AA}^2$ )	Q<0.9
3	IMD	D	2023	5/5	0.17	-0.20	62,64,66,68	0
2	ZN	D	233	1/1	0.14	-0.31	30,30,30,30	0
2	ZN	C	232	1/1	0.14	-0.55	40,40,40,40	0
2	ZN	B	231	1/1	0.14	-0.72	31,31,31,31	0
2	ZN	A	230	1/1	0.15	-0.80	24,24,24,24	0
3	IMD	A	2027	5/5	0.14	-1.20	65,67,68,69	0

## 6.5 Other polymers ⓘ

There are no such residues in this entry.