



# Full wwPDB X-ray Structure Validation Report

Apr 11, 2014 – 09:40 AM EDT

PDB ID : 1VW2  
Title : Crystal Structure of TcdA1  
Authors : Meusch, D.; Gatsogiannis, C.; Efremov, R.G.; Lang, A.E.; Hofnagel, O.; Vetter, I.R.; Aktories, K.; Raunser, S.  
Deposited on : 2014-01-03  
Resolution : 3.50 Å(reported)

This is a full wwPDB validation report for a publicly released PDB entry.  
We welcome your comments at [validation@mail.wwpdb.org](mailto:validation@mail.wwpdb.org)  
A user guide is available at <http://wwpdb.org/ValidationPDFNotes.html>

---

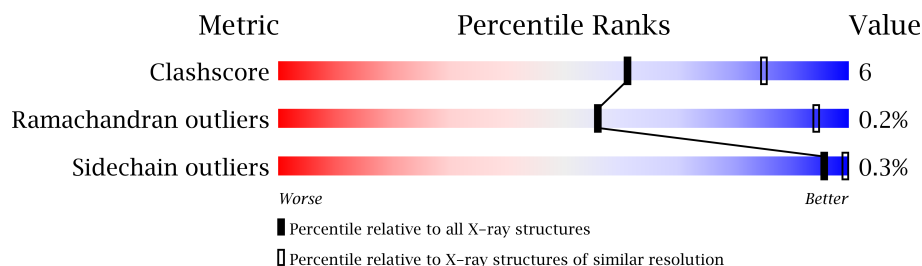
The following versions of software and data (see [references](#)) were used in the production of this report:

MolProbity	:	4.02b-467
Mogul	:	1.15 2013
Xtriage (Phenix)	:	NOT EXECUTED
EDS	:	NOT EXECUTED
Percentile statistics	:	21963
Ideal geometry (proteins)	:	Engh & Huber (2001)
Ideal geometry (DNA, RNA)	:	Parkinson et. al. (1996)
Validation Pipeline (wwPDB-VP)	:	stable22978

# 1 Overall quality at a glance

The reported resolution of this entry is 3.50 Å.

Percentile scores (ranging between 0-100) for global validation metrics of the entry are shown in the following graphic. The table shows the number of entries on which the scores are based.



Metric	Whole archive (#Entries)	Similar resolution (#Entries, resolution range(Å))
Clashscore	79885	1039 (3.66-3.34)
Ramachandran outliers	78287	1000 (3.66-3.34)
Sidechain outliers	78261	1000 (3.66-3.34)

The table below summarises the geometric issues observed across the polymeric chains and their fit to the electron density. The red, orange, yellow and green segments on the lower bar indicate the fraction of residues that contain outliers for  $\geq 3$ , 2, 1 and 0 types of geometric quality criteria. The upper red bar (where present) indicates the fraction of residues that have poor fit to the electron density.

Note EDS was not executed.

Mol	Chain	Length	Quality of chain
1	F	2516	
1	G	2516	
1	H	2516	
1	I	2516	
1	J	2516	

## 2 Entry composition

There is only 1 type of molecule in this entry. The entry contains 98823 atoms, of which 0 are hydrogen and 0 are deuterium.

In the tables below, the ZeroOcc column contains the number of atoms modelled with zero occupancy, the AltConf column contains the number of residues with at least one atom in alternate conformation and the Trace column contains the number of residues modelled with at most 2 atoms.

- Molecule 1 is a protein called TcdA1.

Mol	Chain	Residues	Atoms					ZeroOcc	AltConf	Trace
1	F	2490	Total 19768	C 12508	N 3364	O 3833	S 63	0	0	0
1	G	2488	Total 19751	C 12499	N 3359	O 3830	S 63	0	0	0
1	H	2490	Total 19768	C 12508	N 3364	O 3833	S 63	0	0	0
1	I	2490	Total 19768	C 12508	N 3364	O 3833	S 63	0	0	0
1	J	2490	Total 19768	C 12508	N 3364	O 3833	S 63	0	0	0

### 3 Residue-property plots

These plots are drawn for all protein, RNA and DNA chains in the entry. The first graphic for a chain summarises the proportions of errors displayed in the second graphic. The second graphic shows the sequence view annotated by issues in geometry and electron density. Residues are color-coded according to the number of geometric quality criteria for which they contain at least one outlier: green = 0, yellow = 1, orange = 2 and red = 3 or more. A red dot above a residue indicates a poor fit to the electron density ( $RSRZ > 2$ ). Stretches of 2 or more consecutive residues without any outlier are shown as a green connector. Residues present in the sample, but not in the model, are shown in grey.

Note EDS was not executed.

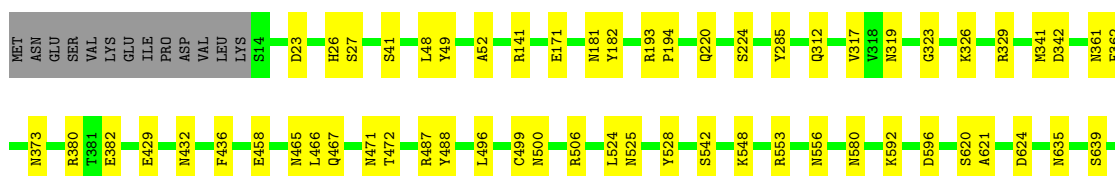
- Molecule 1: TcdA1

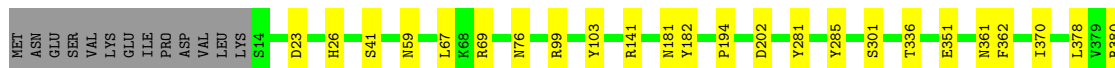
Chain F: 

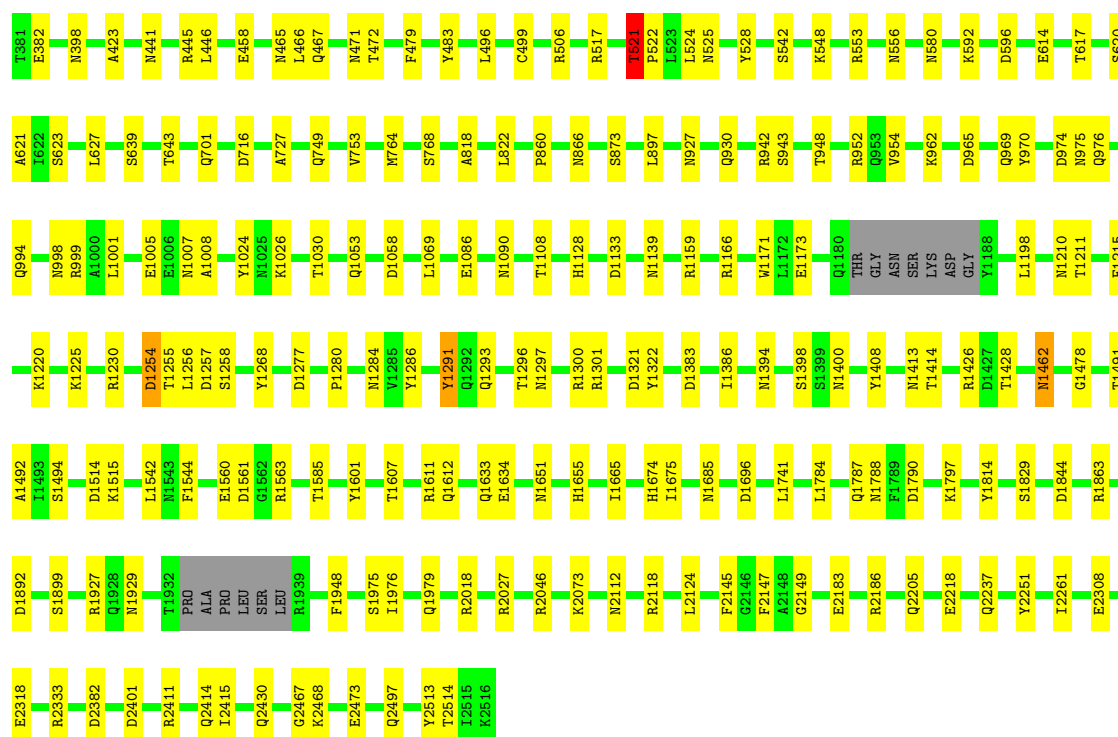


- Molecule 1: TcdA1

Chain G: 

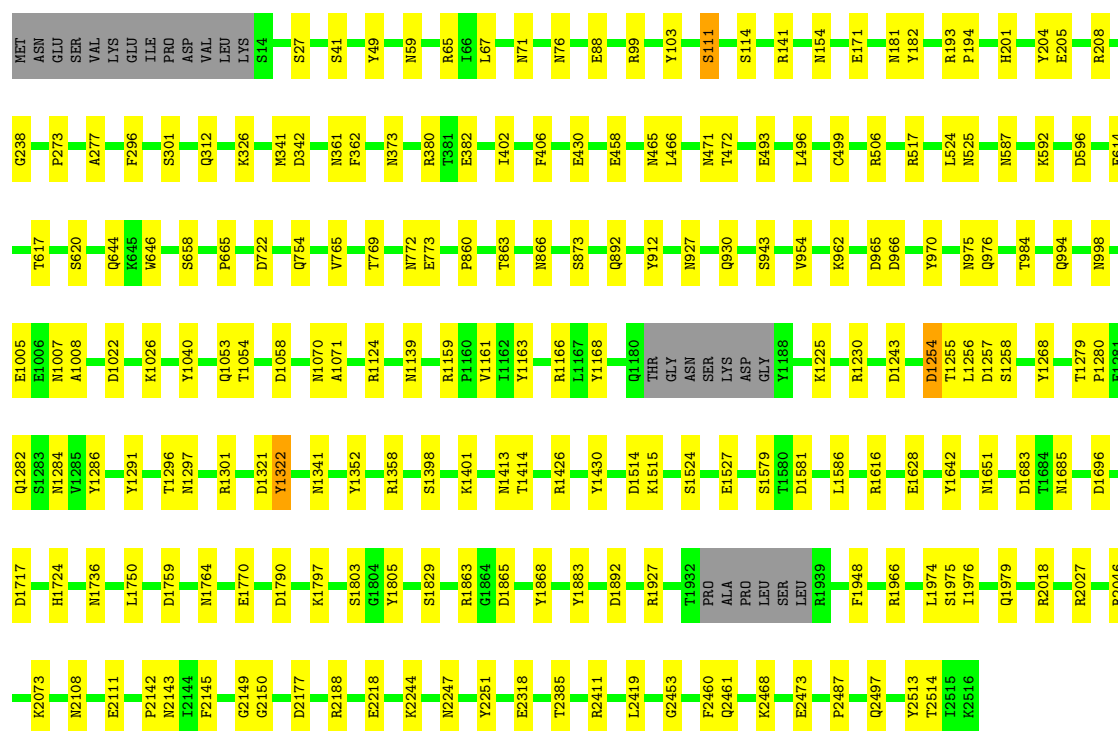






## • Molecule 1: TcdA1

Chain J:



## 4 Data and refinement statistics

Xtriage (Phenix) and EDS were not executed - this section will therefore be incomplete.

Property	Value	Source
Space group	P 21 21 21	Depositor
Cell constants a, b, c, $\alpha$ , $\beta$ , $\gamma$	303.25Å 320.73Å 667.62Å 90.00° 90.00° 90.00°	Depositor
Resolution (Å)	20.00 – 3.50	Depositor
% Data completeness (in resolution range)	78.3 (20.00-3.50)	Depositor
$R_{merge}$	(Not available)	Depositor
$R_{sym}$	0.39	Depositor
Refinement program	PHENIX (phenix.refine: 1.8.1_1168)	Depositor
R, $R_{free}$	0.243 , 0.295	Depositor
Estimated twinning fraction	No twinning to report.	Xtriage
Total number of atoms	98823	wwPDB-VP
Average B, all atoms (Å <sup>2</sup> )	73.0	wwPDB-VP

## 5 Model quality

### 5.1 Standard geometry

The Z score for a bond length (or angle) is the number of standard deviations the observed value is removed from the expected value. A bond length (or angle) with  $|Z| > 5$  is considered an outlier worth inspection. RMSZ is the root-mean-square of all Z scores of the bond lengths (or angles).

Mol	Chain	Bond lengths		Bond angles	
		RMSZ	$\# Z  > 5$	RMSZ	$\# Z  > 5$
1	F	0.38	0/20194	0.63	4/27427 (0.0%)
1	G	0.39	0/20177	0.64	2/27405 (0.0%)
1	H	0.38	0/20194	0.64	3/27427 (0.0%)
1	I	0.39	0/20194	0.64	3/27427 (0.0%)
1	J	0.39	0/20194	0.64	3/27427 (0.0%)
All	All	0.39	0/100953	0.64	15/137113 (0.0%)

Chiral center outliers are detected by calculating the chiral volume of a chiral center and verifying if the center is modelled as a planar moiety or with the opposite hand. A planarity outlier is detected by checking planarity of atoms in a peptide group, atoms in a mainchain group or atoms of a sidechain that are expected to be planar.

Mol	Chain	#Chirality outliers	#Planarity outliers
1	F	0	1
1	G	0	1
1	H	0	1
1	I	0	1
All	All	0	4

There are no bond length outliers.

All (15) bond angle outliers are listed below:

Mol	Chain	Res	Type	Atoms	Z	Observed(°)	Ideal(°)
1	I	1291	TYR	N-CA-C	-7.48	90.79	111.00
1	F	1291	TYR	N-CA-C	-6.93	92.28	111.00
1	H	1291	TYR	N-CA-C	-6.20	94.25	111.00
1	J	1586	LEU	CA-CB-CG	6.19	129.55	115.30
1	F	2295	GLY	N-CA-C	-6.13	97.79	113.10
1	I	2124	LEU	CA-CB-CG	5.77	128.56	115.30
1	F	1637	LEU	CA-CB-CG	5.50	127.94	115.30
1	H	2124	LEU	CA-CB-CG	5.41	127.75	115.30
1	J	1291	TYR	N-CA-C	-5.40	96.42	111.00

*Continued on next page...*



*Continued from previous page...*

Mol	Chain	Res	Type	Atoms	Z	Observed(°)	Ideal(°)
1	J	373	ASN	N-CA-C	-5.40	96.43	111.00
1	H	2454	MET	N-CA-C	-5.22	96.92	111.00
1	F	1690	LEU	CA-CB-CG	5.14	127.12	115.30
1	G	1478	GLY	N-CA-C	5.12	125.91	113.10
1	G	373	ASN	N-CA-C	-5.10	97.23	111.00
1	I	1741	LEU	CA-CB-CG	5.04	126.88	115.30

There are no chirality outliers.

All (4) planarity outliers are listed below:

Mol	Chain	Res	Type	Group
1	F	1730	LYS	Peptide
1	G	1730	LYS	Peptide
1	H	1730	LYS	Peptide
1	I	521	THR	Peptide

## 5.2 Close contacts ⓘ

In the following table, the Non-H and H(model) columns list the number of non-hydrogen atoms and hydrogen atoms in the chain respectively. The H(added) column lists the number of hydrogens added by MolProbity. The Clashes column lists the number of clashes within the asymmetric unit, and the number in parentheses is this value normalized per 1000 atoms of the molecule in the chain. The Symm-Clashes column gives symmetry related clashes, in the same way as for the Clashes column.

Mol	Chain	Non-H	H(model)	H(added)	Clashes	Symm-Clashes
1	F	19768	0	0	133	0
1	G	19751	0	0	120	0
1	H	19768	0	0	128	0
1	I	19768	0	0	125	0
1	J	19768	0	0	113	0
All	All	98823	0	0	571	0

Clashscore is defined as the number of clashes calculated for the entry per 1000 atoms (including hydrogens) of the entry. The overall clashscore for this entry is 6.

All (571) close contacts within the same asymmetric unit are listed below.

Atom-1	Atom-2	Distance(Å)	Clash(Å)
1:F:2145:PHE:O	1:G:2149:GLY:N	2.00	0.94
1:G:141:ARG:NH2	1:G:1005:GLU:OE1	2.06	0.88
1:J:2244:LYS:O	1:J:2247:ASN:ND2	2.10	0.85

*Continued on next page...*

*Continued from previous page...*

Atom-1	Atom-2	Distance(Å)	Clash(Å)
1:F:553:ARG:NH2	1:F:556:ASN:OD1	2.08	0.85
1:G:654:MET:O	1:G:796:HIS:NE2	2.11	0.84
1:I:2073:LYS:NZ	1:J:2218:GLU:OE2	2.12	0.82
1:G:1868:TYR:OH	1:G:1974:LEU:O	1.97	0.82
1:I:2046:ARG:NH2	1:I:2251:TYR:OH	2.12	0.81
1:G:553:ARG:NH2	1:G:556:ASN:OD1	2.13	0.81
1:F:2149:GLY:N	1:J:2145:PHE:O	2.13	0.81
1:G:2145:PHE:O	1:H:2149:GLY:N	2.14	0.81
1:I:2145:PHE:O	1:J:2149:GLY:N	2.14	0.80
1:G:2095:ARG:NH2	1:G:2202:GLU:OE2	2.14	0.80
1:F:528:TYR:OH	1:F:580:ASN:OD1	2.00	0.80
1:I:1053:GLN:NE2	1:I:1058:ASP:OD1	2.15	0.80
1:F:67:LEU:O	1:F:103:TYR:OH	2.00	0.79
1:G:528:TYR:OH	1:G:580:ASN:ND2	2.16	0.79
1:H:2145:PHE:O	1:I:2149:GLY:N	2.15	0.79
1:I:59:ASN:OD1	1:I:1927:ARG:NH2	2.17	0.78
1:J:2111:GLU:OE2	1:J:2188:ARG:NH2	2.17	0.78
1:J:493:GLU:OE1	1:J:517:ARG:NH1	2.18	0.77
1:G:1124:ARG:NH1	1:G:1764:ASN:OD1	2.18	0.77
1:I:1268:TYR:OH	1:I:1286:TYR:OH	2.02	0.77
1:J:998:ASN:OD1	1:J:1026:LYS:NZ	2.18	0.76
1:F:1225:LYS:O	1:F:1230:ARG:NH1	2.19	0.76
1:H:23:ASP:O	1:H:26:HIS:ND1	2.18	0.76
1:H:1139:ASN:ND2	1:H:1829:SER:O	2.18	0.75
1:F:141:ARG:NH2	1:F:1005:GLU:OE1	2.19	0.75
1:I:1225:LYS:O	1:I:1230:ARG:NH1	2.18	0.75
1:I:370:ILE:O	1:I:378:LEU:N	2.19	0.75
1:F:540:SER:O	1:J:892:GLN:NE2	2.20	0.75
1:F:2073:LYS:NZ	1:G:2218:GLU:OE2	2.19	0.75
1:J:962:LYS:NZ	1:J:1398:SER:O	2.20	0.75
1:I:542:SER:O	1:I:548:LYS:NZ	2.20	0.74
1:G:1139:ASN:ND2	1:G:1829:SER:O	2.20	0.74
1:I:1139:ASN:ND2	1:I:1829:SER:O	2.19	0.74
1:G:312:GLN:OE1	1:G:329:ARG:NH1	2.20	0.74
1:I:592:LYS:NZ	1:I:596:ASP:OD2	2.21	0.74
1:J:927:ASN:OD1	1:J:930:GLN:NE2	2.21	0.73
1:I:281:TYR:OH	1:I:952:ARG:NH1	2.20	0.73
1:J:1225:LYS:O	1:J:1230:ARG:NH1	2.22	0.72
1:H:1268:TYR:OH	1:H:1286:TYR:OH	2.08	0.72
1:F:2244:LYS:O	1:F:2247:ASN:ND2	2.23	0.72
1:I:2018:ARG:NH2	1:I:2468:LYS:O	2.23	0.72
1:G:2073:LYS:NZ	1:H:2218:GLU:OE2	2.23	0.72

*Continued on next page...*

*Continued from previous page...*

Atom-1	Atom-2	Distance(Å)	Clash(Å)
1:H:1296:THR:OG1	1:H:1297:ASN:N	2.22	0.71
1:J:380:ARG:NH1	1:J:382:GLU:OE1	2.23	0.71
1:G:2018:ARG:NH2	1:G:2468:LYS:O	2.23	0.71
1:I:998:ASN:OD1	1:I:1026:LYS:NZ	2.23	0.71
1:H:1225:LYS:O	1:H:1230:ARG:NH1	2.23	0.71
1:J:1053:GLN:NE2	1:J:1058:ASP:OD1	2.23	0.71
1:J:1790:ASP:OD1	1:J:1863:ARG:NH2	2.24	0.70
1:F:1139:ASN:ND2	1:F:1829:SER:O	2.24	0.70
1:J:326:LYS:NZ	1:J:430:GLU:OE2	2.25	0.70
1:J:1139:ASN:ND2	1:J:1829:SER:O	2.25	0.70
1:G:998:ASN:OD1	1:G:1026:LYS:NZ	2.24	0.69
1:F:1892:ASP:OD2	1:G:1401:LYS:NZ	2.25	0.69
1:F:2018:ARG:NH2	1:F:2468:LYS:O	2.25	0.69
1:H:2073:LYS:NZ	1:I:2218:GLU:OE2	2.26	0.69
1:G:1159:ARG:NH2	1:G:1301:ARG:O	2.26	0.69
1:F:2218:GLU:OE2	1:J:2073:LYS:NZ	2.26	0.69
1:I:76:ASN:ND2	1:I:1892:ASP:O	2.26	0.69
1:F:1401:LYS:NZ	1:J:1892:ASP:OD2	2.26	0.69
1:G:1225:LYS:O	1:G:1230:ARG:NH1	2.25	0.69
1:G:1296:THR:OG1	1:G:1297:ASN:N	2.24	0.68
1:H:2027:ARG:NH2	1:H:2318:GLU:OE1	2.27	0.68
1:F:2008:LYS:NZ	1:F:2266:TYR:OH	2.26	0.68
1:I:1220:LYS:NZ	1:I:1277:ASP:OD1	2.27	0.67
1:H:2244:LYS:O	1:H:2247:ASN:ND2	2.26	0.67
1:F:1296:THR:OG1	1:F:1297:ASN:N	2.28	0.67
1:I:2018:ARG:NH1	1:I:2473:GLU:OE2	2.28	0.67
1:I:351:GLU:OE1	1:I:398:ASN:ND2	2.27	0.67
1:I:962:LYS:NZ	1:I:1398:SER:O	2.27	0.67
1:G:2334:THR:N	1:H:2428:ASP:OD2	2.28	0.67
1:F:1268:TYR:OH	1:F:1286:TYR:OH	2.13	0.67
1:H:654:MET:O	1:H:796:HIS:NE2	2.28	0.67
1:H:1341:ASN:O	1:H:1352:TYR:N	2.28	0.66
1:H:1971:ARG:NH2	1:I:974:ASP:OD2	2.27	0.66
1:F:312:GLN:OE1	1:F:329:ARG:NH1	2.29	0.66
1:F:1797:LYS:O	1:F:1805:TYR:OH	2.14	0.66
1:G:1797:LYS:O	1:G:1805:TYR:OH	2.13	0.66
1:J:76:ASN:ND2	1:J:1892:ASP:O	2.29	0.66
1:J:962:LYS:NZ	1:J:1398:SER:OG	2.29	0.66
1:J:471:ASN:OD1	1:J:472:THR:N	2.29	0.65
1:G:1426:ARG:NH1	1:G:1428:THR:OG1	2.30	0.65
1:I:517:ARG:O	1:I:521:THR:OG1	2.14	0.65
1:H:1845:PRO:O	1:H:1849:LYS:N	2.29	0.65

*Continued on next page...*

*Continued from previous page...*

Atom-1	Atom-2	Distance(Å)	Clash(Å)
1:I:194:PRO:O	1:I:285:TYR:OH	2.13	0.65
1:I:1394:ASN:O	1:I:1398:SER:OG	2.14	0.65
1:I:141:ARG:NH1	1:I:970:TYR:O	2.29	0.65
1:H:1257:ASP:OD1	1:H:1258:SER:N	2.29	0.65
1:H:471:ASN:OD1	1:H:472:THR:N	2.30	0.65
1:H:1054:THR:OG1	1:H:1770:GLU:OE2	2.15	0.64
1:G:1254:ASP:O	1:G:1256:LEU:N	2.31	0.64
1:H:2018:ARG:NH2	1:H:2468:LYS:O	2.31	0.64
1:I:764:MET:O	1:I:768:SER:N	2.30	0.64
1:H:1865:ASP:OD1	1:H:1966:ARG:NH1	2.30	0.64
1:H:2095:ARG:NH1	1:H:2202:GLU:OE2	2.31	0.64
1:I:620:SER:OG	1:I:621:ALA:N	2.31	0.64
1:F:141:ARG:NH1	1:F:970:TYR:O	2.31	0.64
1:G:471:ASN:OD1	1:G:472:THR:N	2.31	0.64
1:I:1685:ASN:ND2	1:J:1524:SER:OG	2.30	0.64
1:G:1865:ASP:OD1	1:G:1883:TYR:OH	2.15	0.64
1:J:1868:TYR:OH	1:J:1974:LEU:O	2.16	0.64
1:J:2419:LEU:N	1:J:2453:GLY:O	2.29	0.64
1:J:67:LEU:O	1:J:103:TYR:OH	2.15	0.64
1:F:863:THR:OG1	1:F:866:ASN:OD1	2.16	0.63
1:H:994:GLN:NE2	1:H:1026:LYS:O	2.32	0.63
1:F:1426:ARG:NH1	1:F:1428:THR:OG1	2.31	0.63
1:H:2046:ARG:NH2	1:H:2251:TYR:OH	2.31	0.63
1:J:141:ARG:NH1	1:J:970:TYR:O	2.31	0.63
1:H:1220:LYS:NZ	1:H:1277:ASP:OD1	2.32	0.63
1:G:1665:ILE:N	1:G:1674:HIS:O	2.32	0.63
1:G:863:THR:OG1	1:G:866:ASN:OD1	2.17	0.62
1:F:194:PRO:O	1:F:285:TYR:OH	2.18	0.62
1:I:471:ASN:OD1	1:I:472:THR:N	2.32	0.62
1:F:1254:ASP:O	1:F:1256:LEU:N	2.33	0.62
1:F:76:ASN:ND2	1:F:1892:ASP:O	2.32	0.62
1:H:67:LEU:O	1:H:103:TYR:OH	2.17	0.62
1:I:1296:THR:OG1	1:I:1297:ASN:N	2.31	0.62
1:G:2430:GLN:N	1:G:2497:GLN:OE1	2.33	0.62
1:I:1108:THR:OG1	1:I:1128:HIS:NE2	2.33	0.62
1:J:2027:ARG:NH2	1:J:2318:GLU:OE1	2.33	0.62
1:H:620:SER:OG	1:H:621:ALA:N	2.32	0.62
1:H:341:MET:SD	1:H:342:ASP:N	2.73	0.61
1:I:1257:ASP:OD1	1:I:1258:SER:N	2.33	0.61
1:H:458:GLU:OE1	1:H:506:ARG:NH2	2.33	0.61
1:H:1254:ASP:O	1:H:1256:LEU:N	2.33	0.61
1:I:716:ASP:OD1	1:I:727:ALA:N	2.34	0.61

*Continued on next page...*

*Continued from previous page...*

Atom-1	Atom-2	Distance(Å)	Clash(Å)
1:F:1067:SER:OG	1:H:2182:SER:OG	2.19	0.61
1:I:1280:PRO:O	1:I:1284:ASN:ND2	2.33	0.61
1:J:2018:ARG:NH1	1:J:2473:GLU:OE2	2.34	0.61
1:G:2118:ARG:NH2	1:H:2177:ASP:OD1	2.34	0.60
1:G:1383:ASP:O	1:G:1491:THR:OG1	2.19	0.60
1:G:592:LYS:NZ	1:G:596:ASP:OD2	2.34	0.60
1:F:1124:ARG:NH1	1:F:1764:ASN:OD1	2.34	0.60
1:F:553:ARG:NH2	1:F:553:ARG:O	2.35	0.60
1:F:620:SER:OG	1:F:621:ALA:N	2.35	0.60
1:H:1210:ASN:ND2	1:H:1211:THR:O	2.35	0.60
1:J:1296:THR:OG1	1:J:1297:ASN:N	2.32	0.60
1:F:1868:TYR:OH	1:F:1974:LEU:O	2.19	0.59
1:H:1326:ASP:OD2	1:H:1564:LYS:N	2.35	0.59
1:J:592:LYS:NZ	1:J:596:ASP:OD2	2.34	0.59
1:H:749:GLN:O	1:H:753:VAL:N	2.35	0.59
1:F:1942:ASN:O	1:F:1942:ASN:ND2	2.35	0.59
1:H:1797:LYS:O	1:H:1805:TYR:OH	2.20	0.59
1:F:1159:ARG:NH2	1:F:1301:ARG:O	2.33	0.59
1:G:2046:ARG:NH2	1:G:2251:TYR:OH	2.36	0.59
1:J:866:ASN:ND2	1:J:873:SER:OG	2.36	0.59
1:F:2487:PRO:O	1:F:2497:GLN:NE2	2.36	0.59
1:H:41:SER:OG	1:H:41:SER:O	2.21	0.59
1:I:1386:ILE:O	1:I:1408:TYR:N	2.36	0.59
1:F:2089:LYS:NZ	1:F:2207:ASP:OD2	2.35	0.59
1:H:1053:GLN:NE2	1:H:1058:ASP:OD1	2.36	0.59
1:I:1321:ASP:OD2	1:I:1322:TYR:N	2.36	0.59
1:F:1280:PRO:O	1:F:1284:ASN:ND2	2.36	0.59
1:G:458:GLU:OE1	1:G:506:ARG:NH2	2.35	0.59
1:F:1413:ASN:OD1	1:F:1414:THR:N	2.36	0.58
1:G:1447:ASN:ND2	1:G:1455:ASP:OD1	2.36	0.58
1:I:1254:ASP:O	1:I:1256:LEU:N	2.35	0.58
1:I:749:GLN:O	1:I:753:VAL:N	2.36	0.58
1:G:620:SER:OG	1:G:621:ALA:N	2.36	0.58
1:H:1634:GLU:N	1:H:1756:GLU:O	2.36	0.58
1:G:2244:LYS:O	1:G:2247:ASN:ND2	2.34	0.58
1:I:1665:ILE:O	1:I:1674:HIS:N	2.36	0.58
1:F:1108:THR:OG1	1:F:1128:HIS:NE2	2.37	0.58
1:I:202:ASP:OD1	1:I:942:ARG:NE	2.36	0.58
1:J:1341:ASN:O	1:J:1352:TYR:N	2.36	0.58
1:I:67:LEU:O	1:I:103:TYR:OH	2.22	0.58
1:F:962:LYS:NZ	1:F:1398:SER:OG	2.37	0.57
1:G:1665:ILE:O	1:G:1674:HIS:N	2.37	0.57

*Continued on next page...*

*Continued from previous page...*

Atom-1	Atom-2	Distance(Å)	Clash(Å)
1:I:458:GLU:OE1	1:I:506:ARG:NH2	2.36	0.57
1:J:994:GLN:NE2	1:J:1026:LYS:O	2.37	0.57
1:F:2027:ARG:NH2	1:F:2318:GLU:OE1	2.37	0.57
1:G:2111:GLU:OE2	1:G:2188:ARG:NH2	2.38	0.57
1:H:1198:LEU:O	1:H:1215:PHE:N	2.37	0.57
1:F:471:ASN:OD1	1:F:472:THR:N	2.38	0.57
1:H:553:ARG:NH2	1:H:556:ASN:OD1	2.36	0.57
1:I:994:GLN:NE2	1:I:1026:LYS:O	2.37	0.57
1:I:701:GLN:N	1:I:701:GLN:OE1	2.37	0.57
1:H:1086:GLU:OE2	1:I:1166:ARG:NH2	2.38	0.57
1:J:2487:PRO:O	1:J:2497:GLN:NE2	2.38	0.57
1:H:2018:ARG:NH1	1:H:2473:GLU:OE2	2.38	0.57
1:I:1090:ASN:OD1	1:I:1611:ARG:NH1	2.38	0.57
1:G:2018:ARG:NH1	1:G:2473:GLU:OE2	2.37	0.57
1:I:614:GLU:O	1:I:617:THR:N	2.38	0.57
1:G:1007:ASN:OD1	1:G:1008:ALA:N	2.38	0.57
1:H:716:ASP:OD1	1:H:727:ALA:N	2.38	0.57
1:J:1007:ASN:OD1	1:J:1008:ALA:N	2.38	0.57
1:F:59:ASN:OD1	1:F:1927:ARG:NH2	2.38	0.56
1:J:1514:ASP:OD2	1:J:1515:LYS:N	2.38	0.56
1:F:1514:ASP:OD2	1:F:1515:LYS:N	2.39	0.56
1:F:181:ASN:OD1	1:F:182:TYR:N	2.38	0.56
1:G:1803:SER:OG	1:H:1001:LEU:O	2.23	0.56
1:F:1257:ASP:OD1	1:F:1258:SER:N	2.39	0.56
1:G:994:GLN:O	1:G:998:ASN:ND2	2.38	0.56
1:F:1341:ASN:O	1:F:1352:TYR:N	2.39	0.56
1:F:2046:ARG:NH2	1:F:2251:TYR:OH	2.38	0.56
1:J:458:GLU:OE1	1:J:506:ARG:NH2	2.39	0.56
1:F:764:MET:O	1:F:768:SER:N	2.38	0.56
1:G:1514:ASP:OD2	1:G:1515:LYS:N	2.39	0.56
1:G:181:ASN:OD1	1:G:182:TYR:N	2.38	0.56
1:H:1400:ASN:OD1	1:H:1479:THR:OG1	2.24	0.56
1:G:1321:ASP:OD2	1:G:1322:TYR:N	2.38	0.56
1:G:194:PRO:O	1:G:285:TYR:OH	2.24	0.56
1:J:41:SER:OG	1:J:41:SER:O	2.23	0.56
1:F:1665:ILE:N	1:F:1674:HIS:O	2.39	0.55
1:J:1254:ASP:O	1:J:1256:LEU:N	2.39	0.55
1:J:1268:TYR:OH	1:J:1286:TYR:OH	2.24	0.55
1:J:1054:THR:OG1	1:J:1770:GLU:OE2	2.24	0.55
1:J:1865:ASP:OD1	1:J:1883:TYR:OH	2.24	0.55
1:G:1422:LEU:O	1:G:1457:ALA:N	2.39	0.55
1:G:1650:TYR:CG	1:G:1651:ASN:N	2.74	0.55

*Continued on next page...*

*Continued from previous page...*

Atom-1	Atom-2	Distance(Å)	Clash(Å)
1:H:1514:ASP:OD2	1:H:1515:LYS:N	2.40	0.55
1:F:2187:ARG:NH2	1:J:2111:GLU:OE1	2.40	0.55
1:J:204:TYR:OH	1:J:238:GLY:O	2.25	0.55
1:J:361:ASN:OD1	1:J:362:PHE:N	2.39	0.55
1:G:1086:GLU:OE2	1:H:1166:ARG:NH2	2.40	0.55
1:I:467:GLN:N	1:I:467:GLN:OE1	2.40	0.55
1:J:341:MET:SD	1:J:342:ASP:N	2.80	0.55
1:F:1762:GLY:O	1:F:1765:SER:OG	2.25	0.55
1:H:500:ASN:ND2	1:H:624:ASP:OD1	2.40	0.54
1:F:1607:THR:OG1	1:F:1634:GLU:OE1	2.25	0.54
1:I:1601:TYR:OH	1:I:1675:ILE:O	2.26	0.54
1:F:1069:LEU:O	1:F:1788:ASN:ND2	2.41	0.54
1:H:1163:TYR:OH	1:H:1243:ASP:O	2.24	0.54
1:F:592:LYS:NZ	1:F:596:ASP:OD2	2.41	0.54
1:F:2118:ARG:NH2	1:G:2177:ASP:OD1	2.41	0.54
1:G:965:ASP:OD2	1:G:976:GLN:NE2	2.41	0.54
1:F:296:PHE:O	1:F:312:GLN:NE2	2.40	0.54
1:G:2419:LEU:N	1:G:2453:GLY:O	2.41	0.54
1:I:1607:THR:OG1	1:I:1634:GLU:OE1	2.26	0.54
1:J:1321:ASP:OD2	1:J:1322:TYR:N	2.41	0.54
1:J:1616:ARG:NH2	1:J:1628:GLU:OE1	2.40	0.54
1:F:702:LEU:O	1:F:767:HIS:NE2	2.41	0.54
1:F:1054:THR:OG1	1:F:1770:GLU:OE2	2.26	0.54
1:F:2111:GLU:OE1	1:G:2187:ARG:NH2	2.41	0.54
1:G:1909:ARG:NH2	1:G:1942:ASN:OD1	2.41	0.54
1:H:1803:SER:OG	1:I:1001:LEU:O	2.25	0.54
1:G:380:ARG:NH1	1:G:382:GLU:OE1	2.41	0.53
1:H:141:ARG:NH2	1:H:1005:GLU:OE1	2.40	0.53
1:G:341:MET:SD	1:G:342:ASP:N	2.81	0.53
1:H:1321:ASP:OD2	1:H:1322:TYR:N	2.42	0.53
1:I:41:SER:O	1:I:41:SER:OG	2.26	0.53
1:I:927:ASN:OD1	1:I:930:GLN:NE2	2.42	0.53
1:J:863:THR:OG1	1:J:866:ASN:OD1	2.25	0.53
1:J:171:GLU:OE1	1:J:182:TYR:OH	2.26	0.53
1:F:465:ASN:OD1	1:F:466:LEU:N	2.42	0.53
1:G:1845:PRO:O	1:G:1849:LYS:N	2.42	0.53
1:G:329:ARG:NE	1:G:429:GLU:OE1	2.41	0.53
1:F:1425:HIS:ND1	1:F:1454:ASP:OD1	2.42	0.52
1:G:1858:ASP:OD1	1:G:1959:TYR:OH	2.26	0.52
1:J:1163:TYR:OH	1:J:1243:ASP:O	2.27	0.52
1:J:1413:ASN:OD1	1:J:1414:THR:N	2.41	0.52
1:I:1413:ASN:OD1	1:I:1414:THR:N	2.42	0.52

*Continued on next page...*



*Continued from previous page...*

Atom-1	Atom-2	Distance(Å)	Clash(Å)
1:J:1070:ASN:OD1	1:J:1071:ALA:N	2.42	0.52
1:H:1383:ASP:O	1:H:1491:THR:OG1	2.28	0.52
1:I:2183:GLU:OE1	1:I:2186:ARG:NH1	2.42	0.52
1:G:317:VAL:N	1:G:326:LYS:O	2.42	0.52
1:I:1300:ARG:O	1:I:1585:THR:OG1	2.28	0.52
1:G:500:ASN:ND2	1:G:624:ASP:OD1	2.43	0.52
1:F:1443:ARG:NE	1:F:1466:ASP:OD1	2.42	0.52
1:F:1728:ASP:N	1:F:1732:ILE:O	2.43	0.52
1:F:2036:PHE:O	1:F:2040:LEU:N	2.43	0.52
1:G:994:GLN:NE2	1:G:1026:LYS:O	2.42	0.52
1:H:59:ASN:OD1	1:H:1927:ARG:NH2	2.43	0.52
1:J:2411:ARG:O	1:J:2514:THR:N	2.43	0.52
1:J:465:ASN:OD1	1:J:466:LEU:N	2.43	0.52
1:G:2405:SER:N	1:H:2382:ASP:OD2	2.43	0.52
1:G:1020:ASP:O	1:G:1024:TYR:N	2.43	0.51
1:G:1117:ASP:OD1	1:G:1118:ALA:N	2.43	0.51
1:H:998:ASN:OD1	1:H:1026:LYS:NZ	2.43	0.51
1:I:441:ASN:OD1	1:I:445:ARG:NH1	2.43	0.51
1:G:1413:ASN:OD1	1:G:1414:THR:N	2.43	0.51
1:F:1786:GLU:OE2	1:H:2186:ARG:NH2	2.43	0.51
1:H:467:GLN:N	1:H:467:GLN:OE1	2.43	0.51
1:J:141:ARG:NH2	1:J:1005:GLU:OE1	2.43	0.51
1:J:181:ASN:OD1	1:J:182:TYR:N	2.44	0.51
1:F:1998:ALA:N	1:G:812:ASN:OD1	2.44	0.51
1:F:205:GLU:OE1	1:F:242:SER:OG	2.28	0.51
1:F:1386:ILE:O	1:F:1408:TYR:N	2.44	0.51
1:F:1086:GLU:OE2	1:G:1166:ARG:NH2	2.43	0.51
1:G:1378:TYR:O	1:G:1421:ARG:NH1	2.43	0.51
1:G:962:LYS:NZ	1:G:1398:SER:OG	2.44	0.51
1:I:2027:ARG:NH2	1:I:2318:GLU:OE1	2.43	0.51
1:F:1524:SER:OG	1:J:1685:ASN:ND2	2.43	0.51
1:I:2333:ARG:NH1	1:I:2401:ASP:OD1	2.44	0.51
1:F:493:GLU:OE1	1:F:517:ARG:NH1	2.42	0.51
1:F:2088:SER:OG	1:G:2205:GLN:OE1	2.28	0.51
1:G:23:ASP:O	1:G:26:HIS:ND1	2.44	0.51
1:J:1865:ASP:OD1	1:J:1966:ARG:NH1	2.44	0.51
1:G:467:GLN:OE1	1:G:467:GLN:N	2.44	0.51
1:H:1728:ASP:N	1:H:1732:ILE:O	2.44	0.51
1:G:432:ASN:O	1:G:436:PHE:N	2.44	0.51
1:H:370:ILE:O	1:H:378:LEU:N	2.43	0.51
1:I:1612:GLN:NE2	1:I:1633:GLN:O	2.44	0.51
1:J:1696:ASP:OD2	1:J:1696:ASP:N	2.42	0.51

*Continued on next page...*



*Continued from previous page...*

Atom-1	Atom-2	Distance(Å)	Clash(Å)
1:H:1007:ASN:OD1	1:H:1008:ALA:N	2.44	0.50
1:F:1321:ASP:OD2	1:F:1322:TYR:N	2.44	0.50
1:I:1790:ASP:OD1	1:I:1863:ARG:NH2	2.44	0.50
1:H:317:VAL:N	1:H:326:LYS:O	2.45	0.50
1:I:181:ASN:OD1	1:I:182:TYR:N	2.44	0.50
1:F:1206:ASP:OD2	1:F:1208:THR:N	2.44	0.50
1:I:336:THR:O	1:I:423:ALA:N	2.44	0.50
1:F:749:GLN:O	1:F:753:VAL:N	2.44	0.50
1:H:2419:LEU:N	1:H:2453:GLY:O	2.45	0.50
1:H:1899:SER:OG	1:I:301:SER:OG	2.30	0.50
1:I:866:ASN:ND2	1:I:873:SER:OG	2.45	0.50
1:G:41:SER:O	1:G:41:SER:OG	2.28	0.50
1:J:722:ASP:N	1:J:754:GLN:OE1	2.45	0.50
1:G:171:GLU:OE1	1:G:182:TYR:OH	2.30	0.49
1:F:1721:TRP:NE1	1:F:1743:HIS:NE2	2.60	0.49
1:F:2183:GLU:OE2	1:J:2108:ASN:ND2	2.45	0.49
1:G:1797:LYS:NZ	1:H:1022:ASP:OD1	2.44	0.49
1:G:487:ARG:NH1	1:G:639:SER:OG	2.45	0.49
1:H:171:GLU:OE1	1:H:182:TYR:OH	2.29	0.49
1:I:1655:HIS:NE2	1:I:1929:ASN:O	2.44	0.49
1:H:2411:ARG:O	1:H:2514:THR:N	2.45	0.49
1:J:2046:ARG:NH2	1:J:2251:TYR:OH	2.44	0.49
1:J:587:ASN:ND2	1:J:620:SER:O	2.45	0.49
1:H:1665:ILE:N	1:H:1674:HIS:O	2.44	0.49
1:I:141:ARG:NH2	1:I:1005:GLU:OE1	2.46	0.49
1:F:1063:SER:O	1:F:1066:GLN:NE2	2.46	0.49
1:I:1086:GLU:OE2	1:J:1166:ARG:NH2	2.45	0.49
1:F:1198:LEU:O	1:F:1215:PHE:N	2.46	0.49
1:G:1133:ASP:OD1	1:G:1133:ASP:N	2.44	0.49
1:J:1257:ASP:OD1	1:J:1258:SER:N	2.46	0.49
1:I:528:TYR:OH	1:I:580:ASN:OD1	2.31	0.49
1:I:1975:SER:N	1:I:1979:GLN:O	2.46	0.48
1:J:1280:PRO:O	1:J:1284:ASN:ND2	2.46	0.48
1:F:1838:ASP:O	1:F:1842:GLN:N	2.46	0.48
1:F:467:GLN:OE1	1:F:467:GLN:N	2.47	0.48
1:G:319:ASN:O	1:G:323:GLY:N	2.46	0.48
1:I:361:ASN:OD1	1:I:362:PHE:N	2.46	0.48
1:J:1279:THR:OG1	1:J:1282:GLN:OE1	2.32	0.48
1:J:966:ASP:OD1	1:J:1401:LYS:NZ	2.46	0.48
1:F:1975:SER:N	1:F:1979:GLN:O	2.46	0.48
1:J:1124:ARG:NH1	1:J:1764:ASN:OD1	2.46	0.48
1:J:1975:SER:N	1:J:1979:GLN:O	2.46	0.48

*Continued on next page...*

*Continued from previous page...*

Atom-1	Atom-2	Distance(Å)	Clash(Å)
1:J:27:SER:O	1:J:49:TYR:OH	2.32	0.48
1:F:65:ARG:NH1	1:F:88:GLU:OE2	2.46	0.48
1:I:1462:ASN:O	1:I:1462:ASN:ND2	2.46	0.48
1:I:496:LEU:O	1:I:499:CYS:N	2.47	0.48
1:H:1665:ILE:O	1:H:1674:HIS:N	2.47	0.48
1:H:334:TYR:OH	1:H:342:ASP:OD1	2.32	0.48
1:F:142:ARG:NH1	1:F:144:ASP:OD2	2.47	0.48
1:F:361:ASN:OD1	1:F:362:PHE:N	2.47	0.48
1:J:2018:ARG:NH2	1:J:2468:LYS:O	2.47	0.48
1:G:1054:THR:OG1	1:G:1770:GLU:OE2	2.32	0.48
1:I:2414:GLN:NE2	1:I:2415:ILE:O	2.47	0.48
1:J:1642:TYR:O	1:J:1750:LEU:N	2.47	0.48
1:G:1171:TRP:NE1	1:G:1173:GLU:OE1	2.46	0.47
1:H:2405:SER:N	1:I:2382:ASP:OD2	2.47	0.47
1:F:333:GLU:O	1:F:425:LYS:N	2.46	0.47
1:H:380:ARG:NH1	1:H:382:GLU:OE1	2.47	0.47
1:I:818:ALA:O	1:I:822:LEU:N	2.47	0.47
1:H:1108:THR:OG1	1:H:1128:HIS:NE2	2.47	0.47
1:H:1254:ASP:C	1:H:1256:LEU:N	2.68	0.47
1:I:1514:ASP:OD2	1:I:1515:LYS:N	2.47	0.47
1:I:1665:ILE:N	1:I:1674:HIS:O	2.47	0.47
1:F:1254:ASP:C	1:F:1256:LEU:N	2.67	0.47
1:I:1899:SER:OG	1:J:301:SER:OG	2.32	0.47
1:J:205:GLU:OE2	1:J:208:ARG:NH1	2.48	0.47
1:F:1601:TYR:OH	1:F:1675:ILE:O	2.33	0.47
1:F:23:ASP:O	1:F:26:HIS:ND1	2.48	0.47
1:G:1257:ASP:OD1	1:G:1258:SER:N	2.47	0.47
1:J:154:ASN:O	1:J:984:THR:OG1	2.33	0.47
1:I:69:ARG:NH2	1:I:1844:ASP:OD2	2.47	0.47
1:J:496:LEU:O	1:J:499:CYS:N	2.48	0.47
1:G:749:GLN:O	1:G:753:VAL:N	2.47	0.47
1:H:1492:ALA:O	1:H:1560:GLU:N	2.47	0.47
1:H:1696:ASP:N	1:H:1696:ASP:OD2	2.48	0.47
1:I:1561:ASP:OD2	1:I:1563:ARG:NH2	2.48	0.47
1:I:639:SER:O	1:I:643:THR:OG1	2.33	0.47
1:F:37:SER:O	1:F:1503:LYS:NZ	2.48	0.47
1:I:1159:ARG:NH2	1:I:1301:ARG:O	2.46	0.47
1:I:975:ASN:N	1:I:975:ASN:OD1	2.48	0.47
1:I:969:GLN:OE1	1:I:999:ARG:NE	2.48	0.47
1:J:1358:ARG:NH2	1:J:1527:GLU:OE1	2.48	0.47
1:J:273:PRO:O	1:J:277:ALA:N	2.48	0.47
1:F:111:SER:OG	1:F:1951:GLN:OE1	2.33	0.46

*Continued on next page...*

*Continued from previous page...*

Atom-1	Atom-2	Distance(Å)	Clash(Å)
1:F:1326:ASP:OD2	1:F:1564:LYS:N	2.48	0.46
1:F:1657:ASP:OD1	1:F:1658:GLU:N	2.48	0.46
1:G:1069:LEU:O	1:G:1788:ASN:ND2	2.48	0.46
1:G:1975:SER:OG	1:G:1976:ILE:N	2.47	0.46
1:G:542:SER:O	1:G:548:LYS:NZ	2.47	0.46
1:I:479:PHE:O	1:I:483:TYR:N	2.48	0.46
1:G:48:LEU:O	1:G:52:ALA:N	2.48	0.46
1:H:938:LEU:O	1:H:942:ARG:N	2.49	0.46
1:I:1494:SER:OG	1:I:1560:GLU:OE1	2.34	0.46
1:J:1159:ARG:NH2	1:J:1301:ARG:O	2.48	0.46
1:G:2433:LEU:N	1:G:2448:LEU:O	2.49	0.46
1:G:764:MET:O	1:G:768:SER:N	2.49	0.46
1:J:296:PHE:O	1:J:312:GLN:NE2	2.49	0.46
1:F:962:LYS:NZ	1:F:1398:SER:O	2.48	0.46
1:F:2154:TRP:NE1	1:J:2142:PRO:O	2.48	0.46
1:F:997:VAL:O	1:F:1001:LEU:N	2.49	0.46
1:I:1171:TRP:NE1	1:I:1173:GLU:OE1	2.49	0.46
1:I:1426:ARG:NH1	1:I:1428:THR:O	2.48	0.46
1:I:465:ASN:OD1	1:I:466:LEU:N	2.49	0.46
1:H:1579:SER:O	1:H:1581:ASP:N	2.49	0.46
1:H:2333:ARG:NH1	1:H:2401:ASP:OD1	2.49	0.46
1:G:1601:TYR:OH	1:G:1675:ILE:O	2.34	0.45
1:H:2088:SER:OG	1:I:2205:GLN:OE1	2.34	0.45
1:I:380:ARG:NH1	1:I:382:GLU:OE1	2.48	0.45
1:F:1117:ASP:OD1	1:F:1118:ALA:N	2.48	0.45
1:H:194:PRO:O	1:H:285:TYR:OH	2.34	0.45
1:J:614:GLU:O	1:J:617:THR:N	2.48	0.45
1:I:623:SER:O	1:I:627:LEU:N	2.49	0.45
1:H:1650:TYR:O	1:H:1651:ASN:CB	2.63	0.45
1:J:65:ARG:NH1	1:J:88:GLU:OE2	2.49	0.45
1:F:969:GLN:OE1	1:F:999:ARG:NE	2.50	0.45
1:F:2095:ARG:NH1	1:F:2202:GLU:OE2	2.50	0.45
1:F:341:MET:SD	1:F:342:ASP:N	2.90	0.45
1:H:962:LYS:NZ	1:H:1398:SER:OG	2.50	0.45
1:H:354:ARG:NH1	1:H:356:ASP:OD1	2.50	0.45
1:F:1774:TYR:OH	1:F:1848:TYR:OH	2.34	0.45
1:H:1622:ASP:OD2	1:H:1622:ASP:N	2.50	0.45
1:J:1797:LYS:O	1:J:1805:TYR:OH	2.35	0.45
1:F:406:PHE:N	1:F:406:PHE:CD2	2.84	0.45
1:F:1286:TYR:O	1:F:1290:SER:OG	2.34	0.45
1:G:1383:ASP:N	1:G:1491:THR:OG1	2.50	0.45
1:F:994:GLN:O	1:F:998:ASN:ND2	2.50	0.44

*Continued on next page...*

*Continued from previous page...*

Atom-1	Atom-2	Distance(Å)	Clash(Å)
1:G:193:ARG:N	1:G:194:PRO:CD	2.80	0.44
1:H:141:ARG:NH1	1:H:970:TYR:O	2.50	0.44
1:I:1696:ASP:N	1:I:1696:ASP:OD2	2.50	0.44
1:I:1400:ASN:ND2	1:I:1478:GLY:O	2.50	0.44
1:J:1161:VAL:N	1:J:1168:TYR:O	2.50	0.44
1:H:1717:ASP:OD2	1:H:1717:ASP:N	2.50	0.44
1:J:2143:ASN:N	1:J:2150:GLY:O	2.51	0.44
1:F:370:ILE:O	1:F:378:LEU:N	2.51	0.44
1:G:465:ASN:OD1	1:G:466:LEU:N	2.51	0.44
1:H:1090:ASN:OD1	1:H:1611:ARG:NH1	2.50	0.44
1:I:553:ARG:NH2	1:I:556:ASN:OD1	2.50	0.44
1:I:1492:ALA:O	1:I:1560:GLU:N	2.51	0.44
1:I:99:ARG:NH1	1:I:1948:PHE:O	2.51	0.44
1:J:59:ASN:OD1	1:J:1927:ARG:NH2	2.50	0.44
1:H:2003:SER:OG	1:J:665:PRO:O	2.36	0.44
1:F:1865:ASP:OD1	1:F:1966:ARG:NH1	2.51	0.44
1:I:1383:ASP:O	1:I:1491:THR:OG1	2.36	0.44
1:H:2413:LYS:N	1:H:2512:ARG:O	2.51	0.44
1:H:2059:GLN:OE1	1:I:2237:GLN:NE2	2.51	0.44
1:F:1400:ASN:OD1	1:F:1402:LEU:N	2.51	0.43
1:G:361:ASN:OD1	1:G:362:PHE:N	2.51	0.43
1:G:496:LEU:O	1:G:499:CYS:N	2.51	0.43
1:G:716:ASP:OD1	1:G:727:ALA:N	2.51	0.43
1:F:1261:ASN:N	1:F:1287:ARG:NH1	2.66	0.43
1:F:41:SER:O	1:F:41:SER:OG	2.36	0.43
1:F:42:TRP:O	1:F:42:TRP:CD1	2.71	0.43
1:F:716:ASP:OD1	1:F:727:ALA:N	2.51	0.43
1:H:2460:PHE:O	1:H:2461:GLN:C	2.56	0.43
1:H:496:LEU:O	1:H:499:CYS:N	2.51	0.43
1:I:1024:TYR:O	1:I:1030:THR:OG1	2.36	0.43
1:J:99:ARG:NH1	1:J:1948:PHE:O	2.51	0.43
1:G:2411:ARG:O	1:G:2514:THR:N	2.51	0.43
1:H:1447:ASN:ND2	1:H:1456:TYR:O	2.52	0.43
1:H:219:GLU:O	1:H:223:ALA:N	2.51	0.43
1:H:366:SER:N	1:H:413:VAL:O	2.51	0.43
1:H:33:ARG:NE	1:H:42:TRP:CZ2	2.86	0.43
1:F:1001:LEU:O	1:J:1803:SER:OG	2.37	0.43
1:G:672:ASP:OD1	1:G:738:TYR:OH	2.36	0.43
1:G:2059:GLN:OE1	1:H:2237:GLN:NE2	2.52	0.43
1:J:943:SER:OG	1:J:975:ASN:O	2.37	0.43
1:I:1210:ASN:ND2	1:I:1211:THR:O	2.51	0.43
1:J:1683:ASP:OD1	1:J:1683:ASP:N	2.48	0.43

*Continued on next page...*

*Continued from previous page...*

Atom-1	Atom-2	Distance(Å)	Clash(Å)
1:J:965:ASP:OD2	1:J:976:GLN:NE2	2.52	0.43
1:H:1280:PRO:O	1:H:1284:ASN:ND2	2.51	0.43
1:H:618:ASN:N	1:H:618:ASN:OD1	2.51	0.43
1:H:159:LEU:O	1:H:983:THR:N	2.51	0.43
1:F:1133:ASP:N	1:F:1133:ASP:OD1	2.52	0.43
1:G:1608:LEU:N	1:G:1634:GLU:OE1	2.52	0.43
1:I:2308:GLU:N	1:I:2308:GLU:OE1	2.52	0.43
1:I:2411:ARG:O	1:I:2514:THR:N	2.52	0.43
1:F:2383:THR:O	1:F:2383:THR:OG1	2.36	0.43
1:H:2430:GLN:N	1:H:2497:GLN:OE1	2.52	0.43
1:I:524:LEU:N	1:I:525:ASN:CA	2.82	0.43
1:G:488:TYR:OH	1:G:635:ASN:OD1	2.36	0.42
1:I:2430:GLN:N	1:I:2497:GLN:OE1	2.52	0.42
1:F:1696:ASP:OD2	1:F:1696:ASP:N	2.51	0.42
1:J:201:HIS:CD2	1:J:912:TYR:CE2	3.07	0.42
1:F:1579:SER:O	1:F:1581:ASP:N	2.52	0.42
1:F:2142:PRO:O	1:G:2154:TRP:NE1	2.52	0.42
1:F:2405:SER:N	1:G:2382:ASP:OD2	2.51	0.42
1:H:2111:GLU:OE2	1:H:2188:ARG:NH2	2.52	0.42
1:I:1069:LEU:O	1:I:1788:ASN:ND2	2.51	0.42
1:F:335:THR:O	1:F:527:GLN:NE2	2.52	0.42
1:H:22:THR:O	1:H:25:SER:OG	2.37	0.42
1:I:1007:ASN:OD1	1:I:1008:ALA:N	2.53	0.42
1:F:331:THR:N	1:F:427:THR:O	2.53	0.42
1:I:965:ASP:O	1:I:969:GLN:N	2.53	0.42
1:J:1759:ASP:OD1	1:J:1759:ASP:N	2.52	0.42
1:J:1975:SER:OG	1:J:1976:ILE:N	2.52	0.42
1:J:406:PHE:N	1:J:406:PHE:CD2	2.88	0.42
1:F:614:GLU:OE1	1:F:633:LYS:NZ	2.53	0.42
1:I:1797:LYS:NZ	1:J:1022:ASP:OD1	2.53	0.42
1:I:2118:ARG:NH2	1:J:2177:ASP:OD1	2.53	0.42
1:J:71:ASN:ND2	1:J:1040:TYR:OH	2.53	0.42
1:I:943:SER:OG	1:I:975:ASN:O	2.38	0.42
1:J:2460:PHE:O	1:J:2461:GLN:C	2.58	0.42
1:F:575:ASP:N	1:F:575:ASP:OD2	2.53	0.42
1:I:23:ASP:O	1:I:26:HIS:ND1	2.53	0.42
1:F:1163:TYR:OH	1:F:1243:ASP:O	2.38	0.41
1:G:1254:ASP:C	1:G:1256:LEU:N	2.72	0.41
1:H:105:ALA:O	1:H:108:THR:OG1	2.38	0.41
1:H:2036:PHE:O	1:H:2040:LEU:N	2.53	0.41
1:H:386:GLN:N	1:H:391:TYR:OH	2.53	0.41
1:H:764:MET:O	1:H:768:SER:N	2.53	0.41

*Continued on next page...*

*Continued from previous page...*

Atom-1	Atom-2	Distance(Å)	Clash(Å)
1:I:1254:ASP:C	1:I:1256:LEU:N	2.73	0.41
1:I:1975:SER:OG	1:I:1976:ILE:N	2.53	0.41
1:F:1394:ASN:O	1:F:1398:SER:OG	2.38	0.41
1:H:772:ASN:OD1	1:H:773:GLU:N	2.53	0.41
1:J:111:SER:OG	1:J:114:SER:N	2.53	0.41
1:H:1651:ASN:O	1:H:1713:LYS:NZ	2.52	0.41
1:H:1967:VAL:O	1:H:1971:ARG:N	2.53	0.41
1:H:927:ASN:OD1	1:H:930:GLN:NE2	2.53	0.41
1:I:2018:ARG:N	1:I:2467:GLY:O	2.53	0.41
1:J:765:VAL:O	1:J:769:THR:OG1	2.38	0.41
1:J:524:LEU:N	1:J:525:ASN:CA	2.83	0.41
1:F:1683:ASP:N	1:F:1683:ASP:OD1	2.53	0.41
1:G:1231:ALA:O	1:G:1253:GLN:NE2	2.53	0.41
1:G:1279:THR:O	1:G:1283:SER:N	2.53	0.41
1:G:220:GLN:O	1:G:224:SER:N	2.54	0.41
1:H:193:ARG:N	1:H:194:PRO:CD	2.84	0.41
1:I:1291:TYR:C	1:I:1293:GLN:N	2.73	0.41
1:J:772:ASN:OD1	1:J:773:GLU:N	2.54	0.41
1:F:1794:ARG:NH2	1:F:1798:TYR:OH	2.54	0.41
1:H:808:ALA:O	1:H:812:ASN:ND2	2.52	0.41
1:H:997:VAL:O	1:H:1001:LEU:N	2.54	0.41
1:I:1133:ASP:N	1:I:1133:ASP:OD1	2.51	0.41
1:I:1544:PHE:N	1:I:1544:PHE:CD1	2.88	0.41
1:I:1784:LEU:O	1:I:1787:GLN:N	2.52	0.41
1:I:553:ARG:NH2	1:I:553:ARG:O	2.54	0.41
1:J:1426:ARG:NH1	1:J:1430:TYR:O	2.54	0.41
1:G:27:SER:O	1:G:49:TYR:OH	2.39	0.41
1:H:204:TYR:OH	1:H:238:GLY:O	2.38	0.41
1:G:761:GLN:OE1	1:G:796:HIS:CE1	2.74	0.41
1:H:76:ASN:ND2	1:H:1892:ASP:O	2.53	0.41
1:H:503:ILE:N	1:H:586:SER:OG	2.54	0.41
1:H:2147:PHE:CG	1:I:2147:PHE:CE2	3.09	0.41
1:F:1759:ASP:N	1:F:1759:ASP:OD1	2.54	0.41
1:G:1394:ASN:O	1:G:1398:SER:OG	2.37	0.41
1:G:1819:ARG:O	1:G:1822:LEU:N	2.54	0.41
1:G:524:LEU:N	1:G:525:ASN:CA	2.84	0.41
1:H:594:LEU:O	1:H:598:HIS:ND1	2.53	0.41
1:H:765:VAL:O	1:H:769:THR:OG1	2.38	0.41
1:F:1389:THR:N	1:F:1485:GLY:O	2.54	0.41
1:H:1868:TYR:OH	1:H:1974:LEU:O	2.39	0.41
1:J:1717:ASP:OD2	1:J:1717:ASP:N	2.54	0.41
1:F:1154:TYR:O	1:F:1157:THR:OG1	2.39	0.40

*Continued on next page...*

Continued from previous page...

Atom-1	Atom-2	Distance(Å)	Clash(Å)
1:F:1206:ASP:OD2	1:F:1207:GLY:N	2.53	0.40
1:F:594:LEU:O	1:F:598:HIS:ND1	2.53	0.40
1:J:1724:HIS:O	1:J:1736:ASN:N	2.55	0.40
1:J:193:ARG:N	1:J:194:PRO:CD	2.84	0.40
1:J:644:GLN:O	1:J:646:TRP:CD1	2.74	0.40
1:F:317:VAL:N	1:F:326:LYS:O	2.53	0.40
1:G:1090:ASN:OD1	1:G:1611:ARG:NH1	2.54	0.40
1:G:1634:GLU:N	1:G:1756:GLU:O	2.54	0.40
1:I:1198:LEU:O	1:I:1215:PHE:N	2.54	0.40
1:J:1579:SER:O	1:J:1581:ASP:N	2.55	0.40
1:F:1650:TYR:O	1:F:1651:ASN:CB	2.68	0.40
1:G:1650:TYR:CD1	1:G:1651:ASN:N	2.90	0.40
1:G:1975:SER:N	1:G:1979:GLN:O	2.54	0.40
1:H:1202:HIS:O	1:H:1210:ASN:N	2.55	0.40
1:H:524:LEU:N	1:H:525:ASN:CA	2.84	0.40
1:G:1108:THR:OG1	1:G:1128:HIS:NE2	2.54	0.40
1:G:1622:ASP:OD2	1:G:1622:ASP:N	2.54	0.40
1:H:623:SER:O	1:H:627:LEU:N	2.54	0.40
1:I:965:ASP:OD2	1:I:976:GLN:NE2	2.55	0.40
1:G:1728:ASP:N	1:G:1732:ILE:O	2.55	0.40
1:H:1387:VAL:O	1:H:1487:VAL:N	2.54	0.40
1:H:253:GLU:O	1:H:442:LYS:NZ	2.55	0.40

There are no symmetry-related clashes.

## 5.3 Torsion angles

### 5.3.1 Protein backbone ⓘ

In the following table, the Percentiles column shows the percent Ramachandran outliers of the chain as a percentile score with respect to all X-ray entries followed by that with respect to entries of similar resolution. The Analysed column shows the number of residues for which the backbone conformation was analysed, and the total number of residues.

Mol	Chain	Analysed	Favoured	Allowed	Outliers	Percentiles	
1	F	2484/2516 (99%)	2389 (96%)	90 (4%)	5 (0%)	56	94
1	G	2482/2516 (99%)	2393 (96%)	84 (3%)	5 (0%)	56	94
1	H	2484/2516 (99%)	2393 (96%)	86 (4%)	5 (0%)	56	94
1	I	2484/2516 (99%)	2393 (96%)	86 (4%)	5 (0%)	56	94
1	J	2484/2516 (99%)	2395 (96%)	84 (3%)	5 (0%)	56	94

Continued on next page...



*Continued from previous page...*

Mol	Chain	Analysed	Favoured	Allowed	Outliers	Percentiles	
All	All	12418/12580 (99%)	11963 (96%)	430 (4%)	25 (0%)	56	94

All (25) Ramachandran outliers are listed below:

Mol	Chain	Res	Type
1	F	954	VAL
1	F	1651	ASN
1	G	954	VAL
1	G	1255	THR
1	H	1651	ASN
1	I	522	PRO
1	J	1651	ASN
1	F	1255	THR
1	H	954	VAL
1	H	1255	THR
1	I	954	VAL
1	I	1255	THR
1	J	954	VAL
1	J	1255	THR
1	F	1254	ASP
1	G	1254	ASP
1	G	1651	ASN
1	I	1254	ASP
1	J	1254	ASP
1	H	1254	ASP
1	G	860	PRO
1	H	860	PRO
1	J	860	PRO
1	I	860	PRO
1	F	860	PRO

### 5.3.2 Protein sidechains ⓘ

In the following table, the Percentiles column shows the percent sidechain outliers of the chain as a percentile score with respect to all X-ray entries followed by that with respect to entries of similar resolution. The Analysed column shows the number of residues for which the sidechain conformation was analysed, and the total number of residues.

Mol	Chain	Analysed	Rotameric	Outliers	Percentiles	
1	F	2134/2157 (99%)	2131 (100%)	3 (0%)	96	100
1	G	2132/2157 (99%)	2129 (100%)	3 (0%)	96	100

*Continued on next page...*



*Continued from previous page...*

Mol	Chain	Analysed	Rotameric	Outliers	Percentiles	
1	H	2134/2157 (99%)	2130 (100%)	4 (0%)	96	99
1	I	2134/2157 (99%)	2123 (100%)	11 (0%)	94	98
1	J	2134/2157 (99%)	2128 (100%)	6 (0%)	96	99
All	All	10668/10785 (99%)	10641 (100%)	27 (0%)	96	99

All (27) residues with a non-rotameric sidechain are listed below:

Mol	Chain	Res	Type
1	F	1685	ASN
1	F	1942	ASN
1	F	2145	PHE
1	G	658	SER
1	G	1651	ASN
1	G	2254	LEU
1	H	1102	ASN
1	H	1669	VAL
1	H	2254	LEU
1	H	2261	ILE
1	I	446	LEU
1	I	521	THR
1	I	897	LEU
1	I	948	THR
1	I	1462	ASN
1	I	1542	LEU
1	I	1651	ASN
1	I	1814	TYR
1	I	2112	ASN
1	I	2261	ILE
1	I	2513	TYR
1	J	111	SER
1	J	402	ILE
1	J	658	SER
1	J	1322	TYR
1	J	2385	THR
1	J	2513	TYR

Some sidechains can be flipped to improve hydrogen bonding and reduce clashes. There are no such sidechains identified.

### 5.3.3 RNA ⓘ

There are no RNA chains in this entry.

## 5.4 Non-standard residues in protein, DNA, RNA chains ⓘ

There are no non-standard protein/DNA/RNA residues in this entry.

### 5.5 Carbohydrates ⓘ

There are no carbohydrates in this entry.

### 5.6 Ligand geometry ⓘ

There are no ligands in this entry.

### 5.7 Other polymers ⓘ

There are no such residues in this entry.

## 5.8 Polymer linkage issues

There are no chain breaks in this entry.

## 6 Fit of model and data ⓘ

### 6.1 Protein, DNA and RNA chains ⓘ

EDS was not executed - this section will therefore be empty.

### 6.2 Non-standard residues in protein, DNA, RNA chains ⓘ

EDS was not executed - this section will therefore be empty.

### 6.3 Carbohydrates ⓘ

EDS was not executed - this section will therefore be empty.

### 6.4 Ligands ⓘ

EDS was not executed - this section will therefore be empty.

### 6.5 Other polymers ⓘ

EDS was not executed - this section will therefore be empty.