



# Full wwPDB X-ray Structure Validation Report

Feb 28, 2014 – 02:54 AM GMT

PDB ID : 1W2B  
Title : TRIGGER FACTOR RIBOSOME BINDING DOMAIN IN COMPLEX  
WITH 50S  
Authors : Ferbitz, L.; Maier, T.; Patzelt, H.; Bukau, B.; Deuerling, E.; Ban, N.  
Deposited on : 2004-07-01  
Resolution : 3.50 Å(reported)

This is a full wwPDB validation report for a publicly released PDB entry.  
We welcome your comments at [validation@mail.wwpdb.org](mailto:validation@mail.wwpdb.org)  
A user guide is available at <http://wwpdb.org/ValidationPDFNotes.html>

---

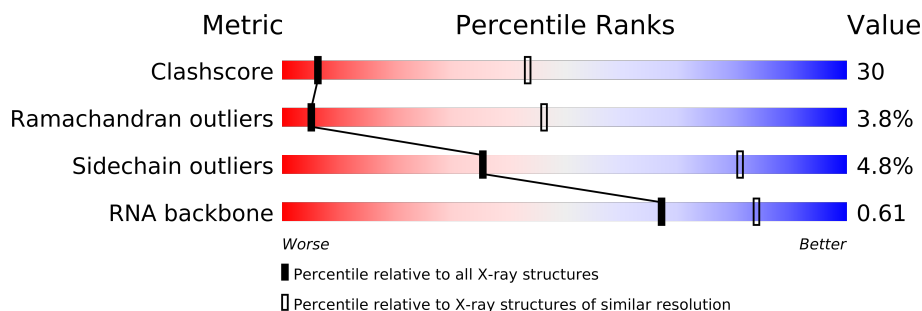
The following versions of software and data (see [references](#)) were used in the production of this report:

MolProbity : 4.02b-467  
Mogul : 1.15 2013  
Xtriage (Phenix) : **NOT EXECUTED**  
EDS : **NOT EXECUTED**  
Percentile statistics : 21963  
Ideal geometry (proteins) : Engh & Huber (2001)  
Ideal geometry (DNA, RNA) : Parkinson et. al. (1996)  
Validation Pipeline (wwPDB-VP) : stable22683

# 1 Overall quality at a glance

The reported resolution of this entry is 3.50 Å.

Percentile scores (ranging between 0-100) for global validation metrics of the entry are shown in the following graphic. The table shows the number of entries on which the scores are based.



Metric	Whole archive (#Entries)	Similar resolution (#Entries, resolution range(Å))
Clashscore	79885	1039 (3.66-3.34)
Ramachandran outliers	78287	1000 (3.66-3.34)
Sidechain outliers	78261	1000 (3.66-3.34)
RNA backbone	1838	1007 (4.22-2.76)

The table below summarises the geometric issues observed across the polymeric chains and their fit to the electron density. The red, orange, yellow and green segments on the lower bar indicate the fraction of residues that contain outliers for  $\geq 3$ , 2, 1 and 0 types of geometric quality criteria. The upper red bar (where present) indicates the fraction of residues that have poor fit to the electron density.

Note EDS was not executed.

Mol	Chain	Length	Quality of chain
1	0	2922	<div><div></div><div><div></div><div></div><div></div><div></div><div></div></div></div>
2	1	48	<div><div></div><div><div></div><div></div><div></div><div></div><div></div></div></div>
3	2	92	<div><div></div><div><div></div><div></div><div></div><div></div><div></div></div></div>
4	5	144	<div><div></div><div><div></div><div></div><div></div><div></div><div></div></div></div>
5	9	122	<div><div></div><div><div></div><div></div><div></div><div></div><div></div></div></div>
6	A	239	<div><div></div><div><div></div><div></div><div></div><div></div><div></div></div></div>
7	B	337	<div><div></div><div><div></div><div></div><div></div><div></div><div></div></div></div>
8	C	246	<div><div></div><div><div></div><div></div><div></div><div></div><div></div></div></div>
9	D	176	<div><div></div><div><div></div><div></div><div></div><div></div><div></div></div></div>
10	E	177	<div><div></div><div><div></div><div></div><div></div><div></div><div></div></div></div>
11	F	119	<div><div></div><div><div></div><div></div><div></div><div></div><div></div></div></div>
12	G	348	<div><div></div><div><div></div><div></div><div></div><div></div><div></div></div></div>
13	H	167	<div><div></div><div><div></div><div></div><div></div><div></div><div></div></div></div>
14	I	145	<div><div></div><div><div></div><div></div><div></div><div></div><div></div></div></div>
15	J	132	<div><div></div><div><div></div><div></div><div></div><div></div><div></div></div></div>

*Continued on next page...*

*Continued from previous page...*

Mol	Chain	Length	Quality of chain
16	K	164	
17	L	194	
18	M	186	
19	N	115	
20	O	148	
21	P	95	
22	Q	154	
23	R	84	
24	S	119	
25	T	66	
26	U	70	
27	V	154	
28	W	91	
29	X	240	
30	Y	73	
31	Z	56	

## 2 Entry composition

There are 37 unique types of molecules in this entry. The entry contains 98859 atoms, of which 0 are hydrogen and 0 are deuterium.

In the tables below, the ZeroOcc column contains the number of atoms modelled with zero occupancy, the AltConf column contains the number of residues with at least one atom in alternate conformation and the Trace column contains the number of residues modelled with at most 2 atoms.

- Molecule 1 is a RNA chain called 23S RRNA.

Mol	Chain	Residues	Atoms					ZeroOcc	AltConf	Trace
1	0	2754	Total	C	N	O	P	0	0	0
			59017	26346	10878	19048	2745			

- Molecule 2 is a protein called 50S RIBOSOMAL PROTEIN L39E.

Mol	Chain	Residues	Atoms					ZeroOcc	AltConf	Trace
2	1	46	Total	C	N	O	S	0	0	0
			394	238	86	69	1			

- Molecule 3 is a protein called 50S RIBOSOMAL PROTEIN L44E LA, HLA, RIBOSOMAL PROTEIN L44E.

Mol	Chain	Residues	Atoms					ZeroOcc	AltConf	Trace
3	2	92	Total	C	N	O	S	0	0	0
			755	458	153	137	7			

- Molecule 4 is a protein called TRIGGER FACTOR.

Mol	Chain	Residues	Atoms					ZeroOcc	AltConf	Trace
4	5	35	Total	C	N	O	S	0	0	0
			273	173	52	47	1			

- Molecule 5 is a RNA chain called 5S RRNA.

Mol	Chain	Residues	Atoms					ZeroOcc	AltConf	Trace
5	9	122	Total	C	N	O	P	0	0	0
			2600	1160	472	847	121			

- Molecule 6 is a protein called 50S RIBOSOMAL PROTEIN L2P.

Mol	Chain	Residues	Atoms					ZeroOcc	AltConf	Trace
6	A	238	Total	C	N	O	S	0	0	1
			1755	1072	353	325	5			

- Molecule 7 is a protein called 50S RIBOSOMAL PROTEIN L3P.

Mol	Chain	Residues	Atoms					ZeroOcc	AltConf	Trace
7	B	337	Total	C	N	O	S	0	0	0
			2625	1616	493	511	5			

There is a discrepancy between the modelled and reference sequences:

Chain	Residue	Modelled	Actual	Comment	Reference
B	310	ARG	PHE	CONFLICT	UNP P20279

- Molecule 8 is a protein called 50S RIBOSOMAL PROTEIN L4P.

Mol	Chain	Residues	Atoms					ZeroOcc	AltConf	Trace
8	C	246	Total	C	N	O	S	0	0	0
			1859	1131	344	383	1			

- Molecule 9 is a protein called 50S RIBOSOMAL PROTEIN L5P HMAL5, HL13, RIBOSOMAL PROTEIN L5.

Mol	Chain	Residues	Atoms					ZeroOcc	AltConf	Trace
9	D	141	Total	C	N	O	S	0	0	1
			1095	685	196	210	4			

- Molecule 10 is a protein called 50S RIBOSOMAL PROTEIN L6P.

Mol	Chain	Residues	Atoms					ZeroOcc	AltConf	Trace
10	E	173	Total	C	N	O	S	0	0	1
			1358	840	225	289	4			

- Molecule 11 is a protein called 50S RIBOSOMAL PROTEIN L7AE.

Mol	Chain	Residues	Atoms					ZeroOcc	AltConf	Trace
11	F	119	Total	C	N	O	S	0	0	0
			886	552	141	192	1			

- Molecule 12 is a protein called 50S RIBOSOMAL PROTEIN L10E.

Mol	Chain	Residues	Atoms					ZeroOcc	AltConf	Trace
12	G	30	Total	C	N	O	S	0	0	1
			241	149	40	51	1			

- Molecule 13 is a protein called 50S RIBOSOMAL PROTEIN L10E.

Mol	Chain	Residues	Atoms					ZeroOcc	AltConf	Trace
13	H	156	Total	C	N	O	S	0	0	0
			1216	766	233	213	4			

- Molecule 14 is a protein called 50S RIBOSOMAL PROTEIN L13P.

Mol	Chain	Residues	Atoms					ZeroOcc	AltConf	Trace
14	I	142	Total	C	N	O	S	0	0	0
			1120	696	199	222	3			

- Molecule 15 is a protein called 50S RIBOSOMAL PROTEIN L14P.

Mol	Chain	Residues	Atoms					ZeroOcc	AltConf	Trace
15	J	132	Total	C	N	O	S	0	0	0
			994	609	189	192	4			

- Molecule 16 is a protein called 50S RIBOSOMAL PROTEIN L15P.

Mol	Chain	Residues	Atoms					ZeroOcc	AltConf	Trace
16	K	146	Total	C	N	O	S	0	0	1
			1115	668	223	224				

- Molecule 17 is a protein called 50S RIBOSOMAL PROTEIN L15E.

Mol	Chain	Residues	Atoms					ZeroOcc	AltConf	Trace
17	L	194	Total	C	N	O	S	0	0	0
			1606	988	346	267	5			

- Molecule 18 is a protein called 50S RIBOSOMAL PROTEIN L18P.

Mol	Chain	Residues	Atoms					ZeroOcc	AltConf	Trace
18	M	186	Total	C	N	O	S	0	0	0
			1445	895	262	286	2			

- Molecule 19 is a protein called 50S RIBOSOMAL PROTEIN L18E.

Mol	Chain	Residues	Atoms				ZeroOcc	AltConf	Trace
19	N	115	Total	C	N	O	0	0	0
			865	529	161	175			

- Molecule 20 is a protein called 50S RIBOSOMAL PROTEIN L19E.

Mol	Chain	Residues	Atoms				ZeroOcc	AltConf	Trace
20	O	144	Total	C	N	O	0	0	1
			1134	680	231	223			

- Molecule 21 is a protein called 50S RIBOSOMAL PROTEIN L21E.

Mol	Chain	Residues	Atoms				ZeroOcc	AltConf	Trace
21	P	95	Total	C	N	O	0	0	0
			735	450	141	144			

- Molecule 22 is a protein called 50S RIBOSOMAL PROTEIN L22P HMAL22, HL23, RIBOSOMAL PROTEIN L22.

Mol	Chain	Residues	Atoms					ZeroOcc	AltConf	Trace
22	Q	151	Total	C	N	O	S	0	0	1
			1150	713	210	223	4			

- Molecule 23 is a protein called 50S RIBOSOMAL PROTEIN L23P.

Mol	Chain	Residues	Atoms					ZeroOcc	AltConf	Trace
23	R	84	Total	C	N	O	S	0	0	0
			664	405	114	142	3			

- Molecule 24 is a protein called RIBOSOMAL PROTEIN L24.

Mol	Chain	Residues	Atoms				ZeroOcc	AltConf	Trace
24	S	119	Total	C	N	O	0	0	0
			950	568	180	202			

- Molecule 25 is a protein called 50S RIBOSOMAL PROTEIN L24P.

Mol	Chain	Residues	Atoms					ZeroOcc	AltConf	Trace
25	T	54	Total	C	N	O	S	0	0	1
			411	244	76	86	5			

- Molecule 26 is a protein called 50S RIBOSOMAL PROTEIN L24E.

Mol	Chain	Residues	Atoms					ZeroOcc	AltConf	Trace
26	U	66	Total	C	N	O	S	0	0	1
			500	304	95	100	1			

- Molecule 27 is a protein called 50S RIBOSOMAL PROTEIN L30P.

Mol	Chain	Residues	Atoms					ZeroOcc	AltConf	Trace
27	V	154	Total	C	N	O	S	0	0	0
			1196	737	209	244	6			

- Molecule 28 is a protein called 50S RIBOSOMAL PROTEIN L31E.

Mol	Chain	Residues	Atoms					ZeroOcc	AltConf	Trace
28	W	83	Total	C	N	O	S	0	0	1
			655	402	130	122	1			

- Molecule 29 is a protein called 50S RIBOSOMAL PROTEIN L32E.

Mol	Chain	Residues	Atoms					ZeroOcc	AltConf	Trace
29	X	143	Total	C	N	O	S	0	0	1
			1131	686	229	216				

- Molecule 30 is a protein called 50S RIBOSOMAL PROTEIN L37AE.

Mol	Chain	Residues	Atoms					ZeroOcc	AltConf	Trace
30	Y	73	Total	C	N	O	S	0	0	0
			564	359	111	87	7			

- Molecule 31 is a protein called RIBOSOMAL PROTEIN L37E.

Mol	Chain	Residues	Atoms					ZeroOcc	AltConf	Trace
31	Z	56	Total	C	N	O	S	0	0	0
			431	258	86	83	4			

- Molecule 32 is MAGNESIUM ION (three-letter code: MG) (formula: Mg).

Mol	Chain	Residues	Atoms		ZeroOcc	AltConf
32	0	62	Total	Mg	0	0
			62	62		
32	J	1	Total	Mg	0	0
			1	1		
32	B	3	Total	Mg	0	0
			3	3		

*Continued on next page...*



*Continued from previous page...*

Mol	Chain	Residues	Atoms		ZeroOcc	AltConf
32	A	1	Total 1	Mg 1	0	0
32	9	1	Total 1	Mg 1	0	0
32	3	49	Total 49	Mg 49	0	0

- Molecule 33 is POTASSIUM ION (three-letter code: K) (formula: K).

Mol	Chain	Residues	Atoms		ZeroOcc	AltConf
33	0	2	Total 2	K 2	0	0

- Molecule 34 is SODIUM ION (three-letter code: NA) (formula: Na).

Mol	Chain	Residues	Atoms		ZeroOcc	AltConf
34	0	56	Total 56	Na 56	0	0
34	P	1	Total 1	Na 1	0	0
34	Q	2	Total 2	Na 2	0	0
34	H	2	Total 2	Na 2	0	0
34	B	1	Total 1	Na 1	0	0
34	I	1	Total 1	Na 1	0	0
34	C	1	Total 1	Na 1	0	0
34	S	1	Total 1	Na 1	0	0
34	A	1	Total 1	Na 1	0	0
34	R	1	Total 1	Na 1	0	0
34	9	1	Total 1	Na 1	0	0
34	L	1	Total 1	Na 1	0	0
34	3	17	Total 17	Na 17	0	0

- Molecule 35 is CHLORIDE ION (three-letter code: CL) (formula: Cl).

Mol	Chain	Residues	Atoms		ZeroOcc	AltConf
35	0	7	Total 7	Cl 7	0	0
35	P	1	Total 1	Cl 1	0	0
35	J	1	Total 1	Cl 1	0	0
35	Q	1	Total 1	Cl 1	0	0
35	K	1	Total 1	Cl 1	0	0
35	B	1	Total 1	Cl 1	0	0
35	I	3	Total 3	Cl 3	0	0
35	N	1	Total 1	Cl 1	0	0
35	X	1	Total 1	Cl 1	0	0
35	2	1	Total 1	Cl 1	0	0
35	L	1	Total 1	Cl 1	0	0
35	3	2	Total 2	Cl 2	0	0
35	M	1	Total 1	Cl 1	0	0

- Molecule 36 is CADMIUM ION (three-letter code: CD) (formula: Cd).

Mol	Chain	Residues	Atoms		ZeroOcc	AltConf
36	2	1	Total 1	Cd 1	0	0
36	Y	1	Total 1	Cd 1	0	0
36	T	1	Total 1	Cd 1	0	0
36	Z	1	Total 1	Cd 1	0	0
36	N	1	Total 1	Cd 1	0	0

- Molecule 37 is water.

Mol	Chain	Residues	Atoms		ZeroOcc	AltConf
37	0	5944	Total 5944	O 5944	0	0
37	1	49	Total 49	O 49	0	0
37	2	66	Total 66	O 66	0	0
37	9	153	Total 153	O 153	0	0
37	A	132	Total 132	O 132	0	0
37	B	145	Total 145	O 145	0	0
37	C	160	Total 160	O 160	0	0
37	D	52	Total 52	O 52	0	0
37	E	41	Total 41	O 41	0	0
37	F	29	Total 29	O 29	0	0
37	G	20	Total 20	O 20	0	0
37	H	80	Total 80	O 80	0	0
37	I	52	Total 52	O 52	0	0
37	J	61	Total 61	O 61	0	0
37	K	91	Total 91	O 91	0	0
37	L	148	Total 148	O 148	0	0
37	M	59	Total 59	O 59	0	0
37	N	35	Total 35	O 35	0	0
37	O	64	Total 64	O 64	0	0
37	P	52	Total 52	O 52	0	0
37	Q	80	Total 80	O 80	0	0
37	R	29	Total 29	O 29	0	0

*Continued on next page...*

*Continued from previous page...*

Mol	Chain	Residues	Atoms		ZeroOcc	AltConf
37	S	31	Total 31	O 31	0	0
37	T	25	Total 25	O 25	0	0
37	U	11	Total 11	O 11	0	0
37	V	69	Total 69	O 69	0	0
37	W	26	Total 26	O 26	0	0
37	X	101	Total 101	O 101	0	0
37	Y	35	Total 35	O 35	0	0
37	Z	47	Total 47	O 47	0	0

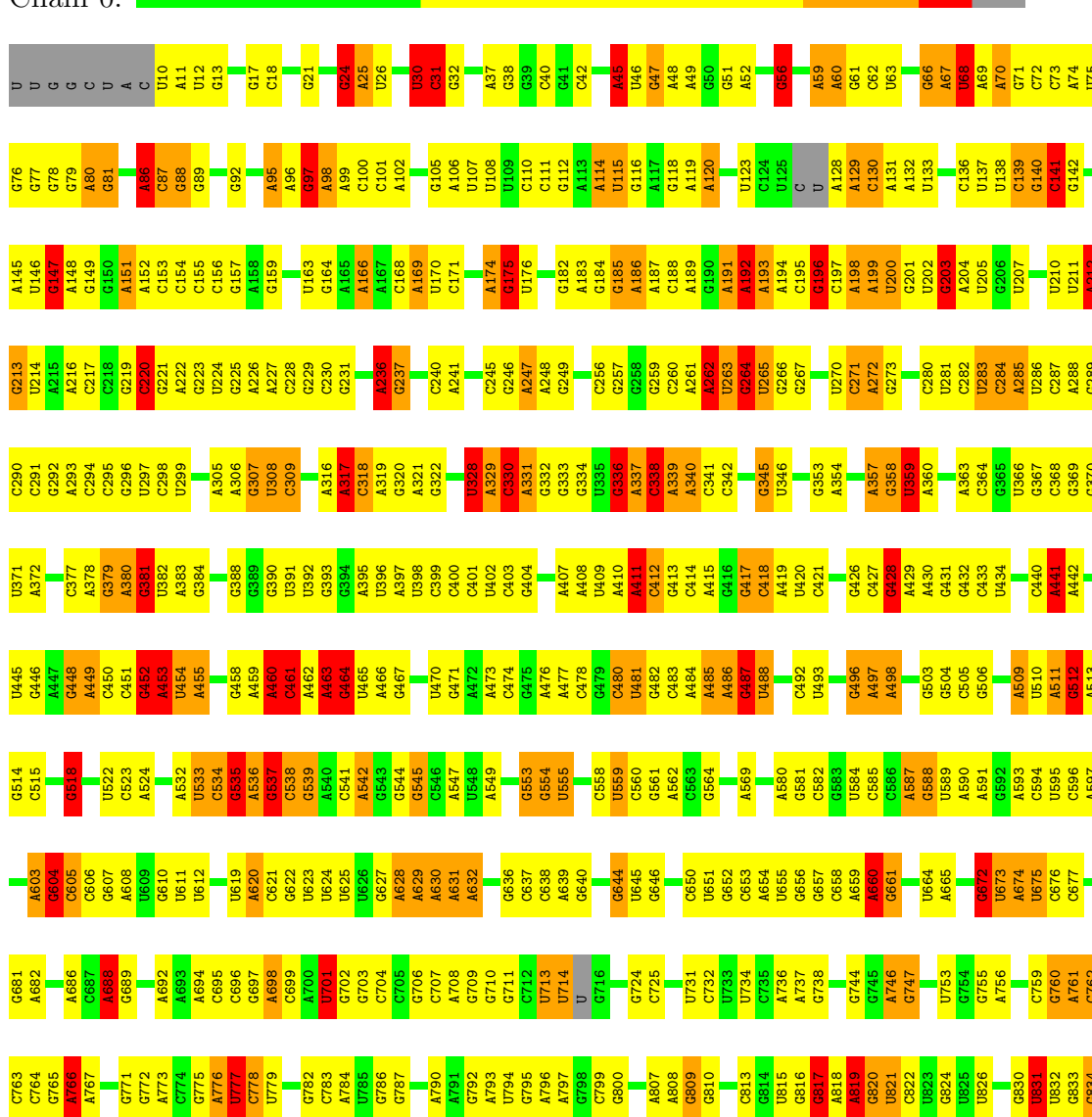
### 3 Residue-property plots

These plots are drawn for all protein, RNA and DNA chains in the entry. The first graphic for a chain summarises the proportions of errors displayed in the second graphic. The second graphic shows the sequence view annotated by issues in geometry and electron density. Residues are color-coded according to the number of geometric quality criteria for which they contain at least one outlier: green = 0, yellow = 1, orange = 2 and red = 3 or more. A red dot above a residue indicates a poor fit to the electron density ( $RSRZ > 2$ ). Stretches of 2 or more consecutive residues without any outlier are shown as a green connector. Residues present in the sample, but not in the model, are shown in grey.

Note EDS was not executed.

#### • Molecule 1: 23S rRNA

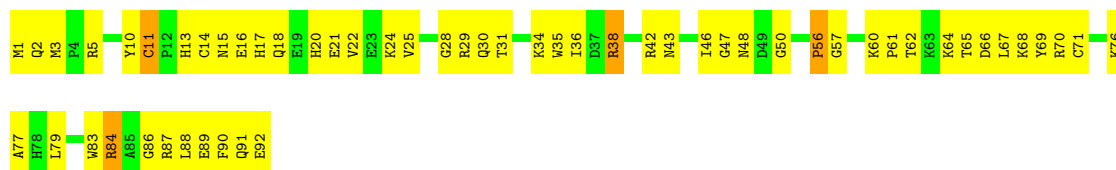
Chain 0:



A1910	A1845	U1770	U1696	A1630	A1559	A1471	G1401	C1332	C1262	C1186	A1114	G1038	U903	U835
A1919	A1846	U1771	G1697	A1630	U	C1472	C1404	U1333	G1265	U1187	U1115	G1039	U904	G836
C1920	A1847	G1772	C1700	C1633	U1561	U1473	U1405	C1334	U1266	A1188	U1116	U1040	C905	U837
A1921	G1848	G1773	A1701	G1634	C1562	G1474	A1406	C1335	C1267	A1189	A1117	U1041	C906	U840
A1922	G1849	A1775	U1702	U1635	G1563	G1475	A1407	U1336	C1268	A1191	G1119	C1042	A908	A841
G1923	U1850	A1776	G1703	G1636	C1564	C1477	U1408	U1338	G1269	A1192	U1120	C1043	U909	C842
A1924	G1851	G1777	C1708	A1637	C1565	U1478	G1409	U1339	U1270	A1193	U1121	C1044	C910	A843
G1925	A1852	A1778	C1709	A1641	G1566	U1567	U1412	G1340	A1271	A1194	U1122	G1045	A844	A844
G1929	C1853	A1779	G1710	A1642	A1567	C1482	A1413	A1341	C1272	G1195	A1123	C1061	U919	U845
A1930	G1853	A1783	A1710	C1643	A1568	G1483	A1414	C1342	C1273	G1196	U1124	G1052	C920	A846
A1931	A1854	A1712	G1713	G1646	C1570	G1484	G1415	C1343	U1278	G1197	U1125	G1053	C921	C847
G1932	A1857	G1785	C1713	G1647	G1571	A1485	G1416	U1346	A1279	C1201	C1127	G1054	A922	C848
C1936	A1858	C1786	U1717	G1648	A1572	A1487	G1417	U1347	U1283	A1202	U1128	G1055	A923	C849
U1937	A1859	C1787	G1718	G1649	A1573	U1488	U1418	A1348	G1284	U1205	U1129	U1056	G924	U850
G1938	U1860	G1788	G1719	C1650	C1574	A1489	U1419	A1349	U1285	U1206	U1130	A1057	C925	C853
U1939	C1861	G1789	C1720	C1651	C1575	G1490	U1422	G1351	A1287	A1207	G1131	G1058	A926	C854
G1940	G1862	C1790	G1721	C1652	C1579	A1491	A1423	A1352	U1288	C1208	A1132	G1059	C931	U855
A1941	C1863	C1792	U1722	C1653	A1580	A1492	A1424	C1353	C1289	C1209	A1133	C1060	C932	G856
C1942	A1866	G1795	U1723	U1654	A1581	A1493	G1425	G1354	C1290	G1210	G1134	C1061	U932	A857
A1943	G1867	C1796	G1724	G1655	U1583	A1494	G1426	A1355	G1291	G1211	U1135	C933	U933	U858
C1943	C1868	A1796	G1725	G1656	C1584	G1496	A1427	A1356	U1292	C1212	U1137	C934	C859	C859
G1946	A1869	G1797	G1726	A1657	C1589	G1497	U1430	A1358	G1293	C1213	G1138	U1066	U860	U860
C1946	C1870	C1798	G1727	A1658	A1590	U1500	A1431	U1359	A1294	G1214	C1148	A1067	A861	A861
G1950	U1871	G1730	U1728	A1661	A1591	A1501	C1432	C1360	G1295	A1215	U1149	C1068	C858	C858
G1951	C1872	C1731	C1731	C1662	A1592	A1502	A1433	C1361	U1296	G1216	U1150	C1069	A939	A867
U	A1873	A1804	G1805	G1663	C1593	U1503	U1441	A1371	U1304	U1234	G1151	A1070	G940	G868
A	A1875	G1809	G1735	A1664	C1594	A1504	A1442	A1372	U1305	G1235	C1152	A1006	G941	G869
A	C1876	C1810	A1736	G1665	U1595	A1505	G1443	G1373	U1306	G1236	G1157	A1007	U942	C870
C	U1877	A1812	A1737	G1666	U1596	U1506	U1444	C1374	A1307	U1237	G1159	C1008	A943	C871
U	C1878	G1811	U1741	A1667	A1597	C1507	G1445	A1375	U1308	C1238	G1160	U1009	A944	U872
U	A1880	U1813	A1742	U1668	U1598	U1507	U1446	G1376	U1309	G1239	A1161	C946	U945	A875
A	C1881	G1814	A1743	G1672	G1600	G1510	G1447	A1377	U1310	U1240	G1162	U1016	U947	A876
A	C1882	A1815	G1745	U1673	C1601	G1511	U1448	G1378	G1311	G1241	G1163	A1018	G948	C877
C	U1883	C1816	A1746	C1674	C1602	G1512	G1449	A1379	G1312	A1242	U1164	A1020	A957	C881
C	U1884	U1817	U1747	C1675	A1603	C1513	U1450	U1380	U1314	U1244	A1166	G1088	A885	A885
C	A1885	C1818	G1748	G1676	G1604	G1514	U1451	A1381	G1315	C1245	G1167	U1096	C887	C887
U1964	A1886	G1819	U1749	U1677	G1605	C1515	A1452	G1382	A1317	A1246	C1168	A1097	U889	U889
U1967	U1887	G1820	C1759	A1678	A1606	U1522	G1457	G1386	A1318	A1247	U1169	A1098	C890	C890
A1968	U1888	C1821	G1751	C1679	U1607	A1523	U1458	U1387	G1326	A1248	G1172	G1099	C891	C891
A1969	C1889	G1822	C1752	C1680	C1609	G1524	A1459	G1388	U1320	C1250	A1173	G1100	G962	G962
A1970	U1890	C1823	U1753	C1681	G1610	U1525	A1460	U1389	A1321	C1251	A1174	C1104	C893	C893
G1971	C1893	U1834	A1754	A1682	U1611	G1526	U1461	A1392	G1325	A1252	G1175	C1105	A894	A894
U1972	A1894	C1830	A1755	G1683	U1612	A1527	C1462	A1393	C1253	A1106	U970	A1106	A895	A895
A1973	U1895	U1831	G1756	A1684	A1615	A1528	U1463	C1394	C1254	A1107	U1180	A1107	C896	C896
G1974	C1898	G1832	U1757	A1685	C1616	A1529	A1464	U1395	G1257	U1181	C1182	U1109	A897	A897
U1977	A1899	U1833	U1758	C1686	G1617	U1530	A1465	C1396	A1328	C1183	G1184	U1111	C899	C899
A1978	U1900	C1834	A1759	C1687	G1618	G1532	A1466	A1397	A1329	G1260	U1185	C1104	U900	U900
G1979	G1901	U1835	G1760	G1688	C1620	A1533	U1467	A1398	A1330	U1109	C1184	G1110	C901	C901
U1980	G1902	A1836	U1761	A1689	G1621	C1534	U1468	C1399	A1331	G1261	U1185	U1109	C902	C902
A1981	U1903	G1837	C1762	C1690	G1622	A1535	U1469	C1400	A1332	C1262	U1185	U1109	C903	C903
U1982	A1904	U1838	C1763	A1691	G1623	G1543	U1470	C1401	A1333	G1263	U1185	U1109	C904	C904
C1982	U1905	A1839	C1764	C1692	A1624	U1544	U1471	C1402	A1334	G1264	U1185	U1109	C905	C905
U1983	C1906	A1840	U1766	G1693	A1625	C1545	U1472	C1403	A1335	G1265	U1185	U1109	C906	C906
U1984	U1984	A1841	U1767	G1694	A1626	C1546	U1473	C1404	A1336	G1266	U1185	U1109	C907	C907
A1985	A1909	A1842	C1769	G1695	G1627	C1553	U1474	C1405	A1337	G1267	U1185	U1109	C908	C908

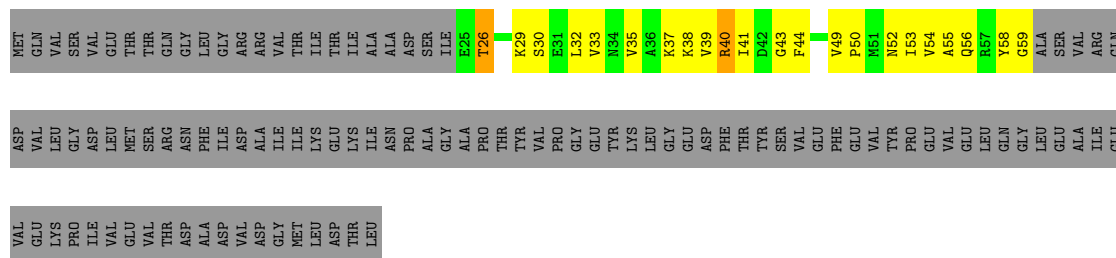


Chain 2:



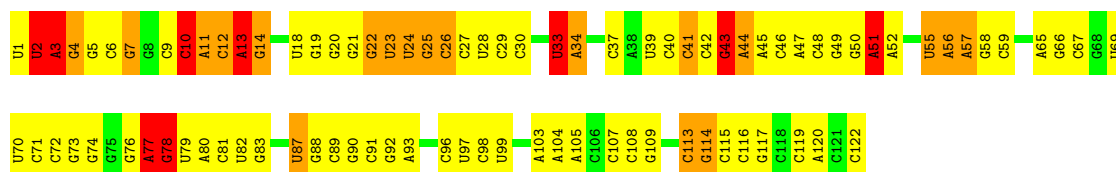
- Molecule 4: TRIGGER FACTOR

Chain 5: 



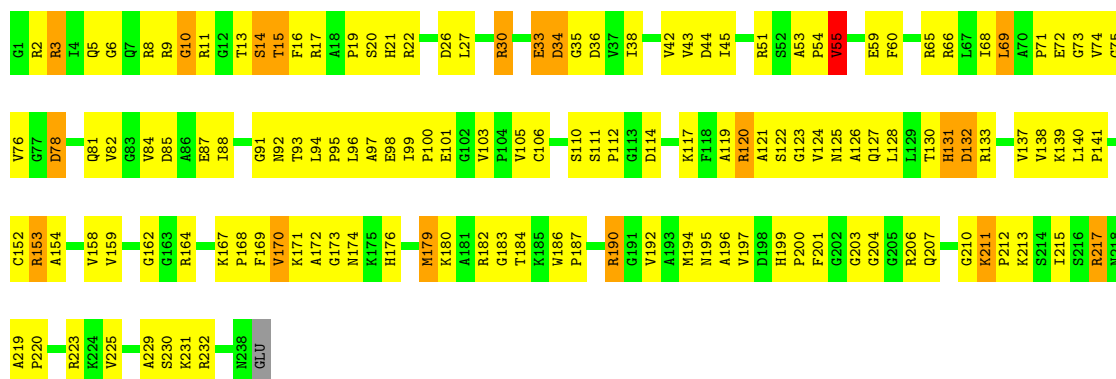
- Molecule 5: 5S rRNA

Chain 9:



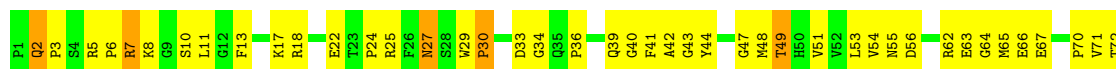
- Molecule 6: 50S RIBOSOMAL PROTEIN L2P

Chain A: 

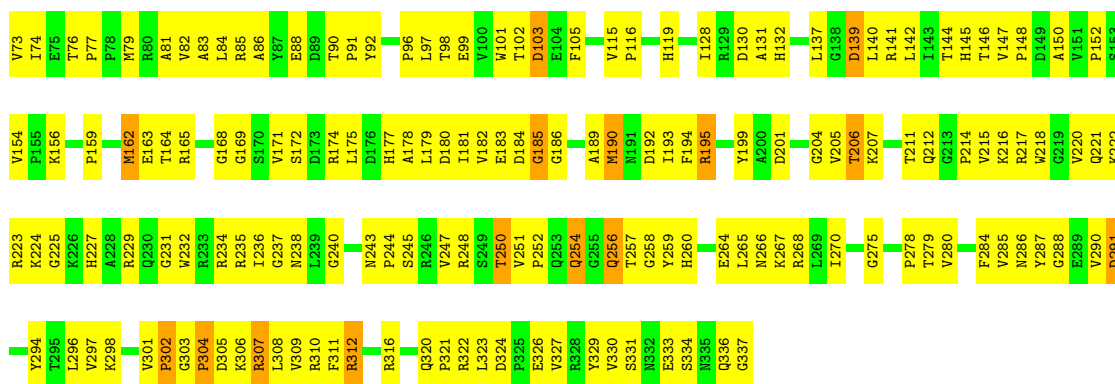


- Molecule 7: 50S RIBOSOMAL PROTEIN L3P

Chain B: 

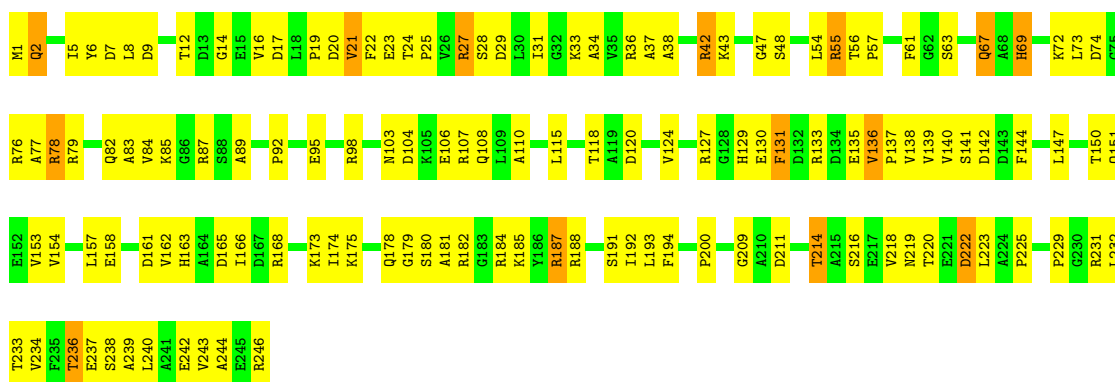






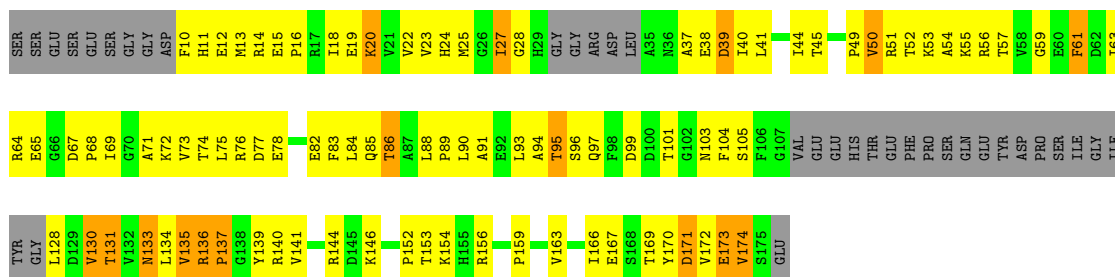
### • Molecule 8: 50S RIBOSOMAL PROTEIN L4P

Chain C:



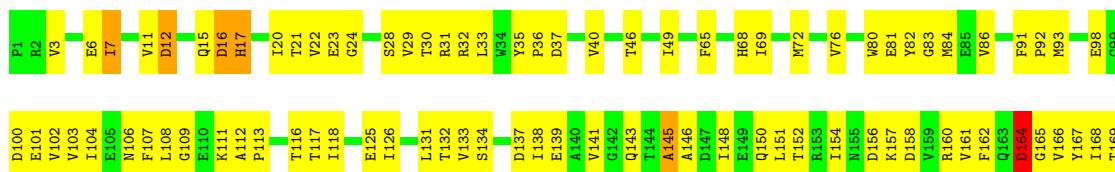
### • Molecule 9: 50S RIBOSOMAL PROTEIN L5P HMA15, HL13, RIBOSOMAL PROTEIN L5

Chain D:



### • Molecule 10: 50S RIBOSOMAL PROTEIN L6P

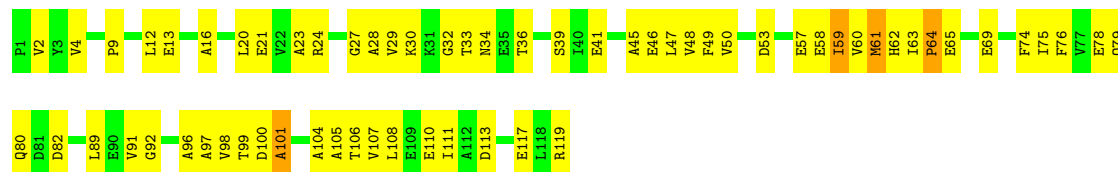
Chain E:






• Molecule 11: 50S RIBOSOMAL PROTEIN L7AE

Chain F:



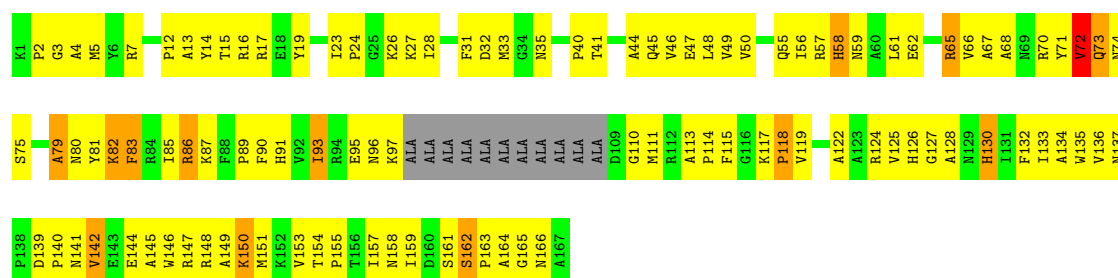
• Molecule 12: 50S RIBOSOMAL PROTEIN L10E

Chain G:



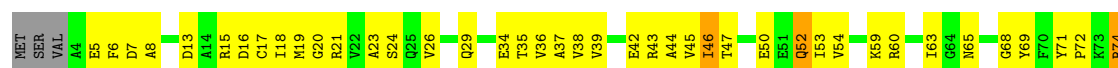
• Molecule 13: 50S RIBOSOMAL PROTEIN L10E

Chain H:



• Molecule 14: 50S RIBOSOMAL PROTEIN L13P

Chain I:






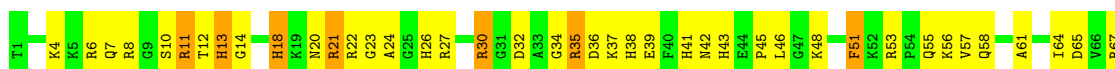
• Molecule 15: 50S RIBOSOMAL PROTEIN L14P

Chain J:



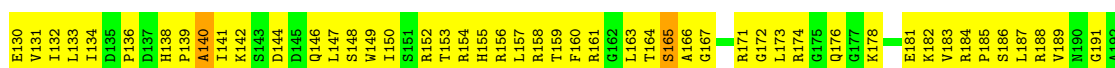
• Molecule 16: 50S RIBOSOMAL PROTEIN L15P

Chain K:



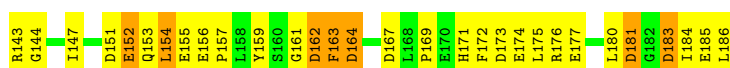
• Molecule 17: 50S RIBOSOMAL PROTEIN L15E

Chain L:

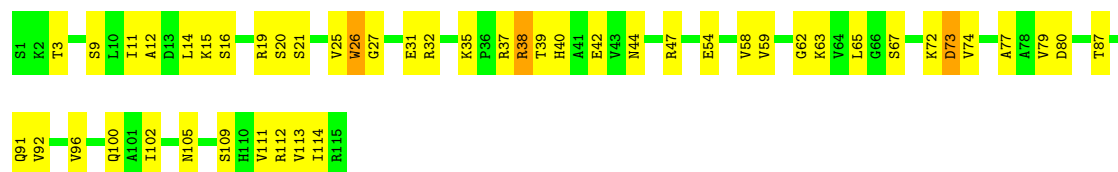


• Molecule 18: 50S RIBOSOMAL PROTEIN L18P

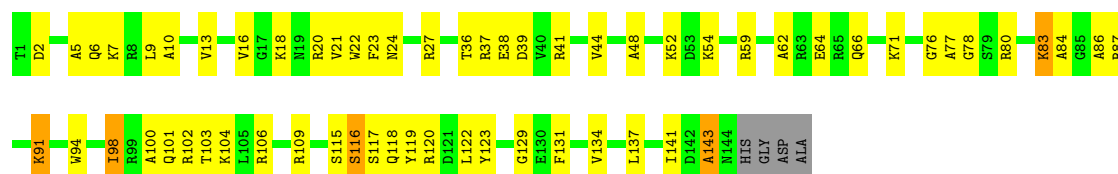
Chain M:



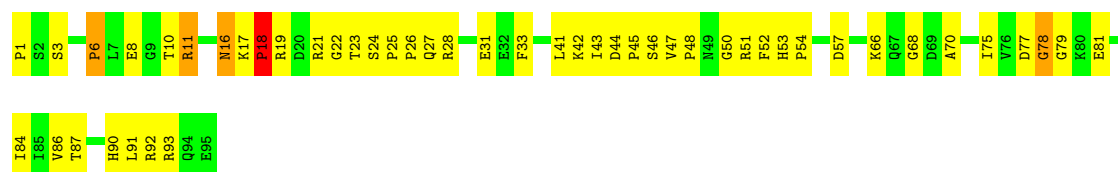
- Molecule 19: 50S RIBOSOMAL PROTEIN L18E

Chain N: 

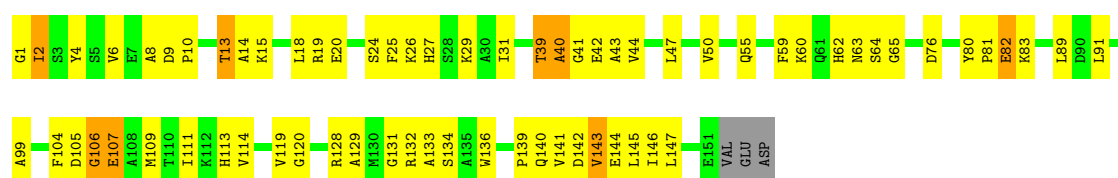
- Molecule 20: 50S RIBOSOMAL PROTEIN L19E

Chain O: 

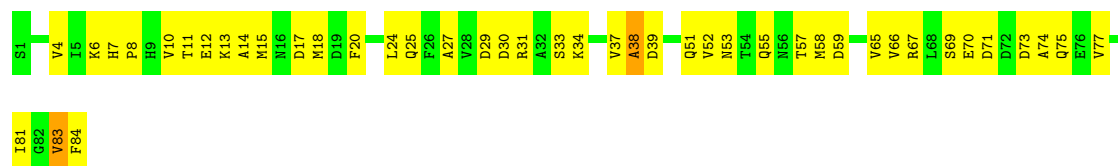
- Molecule 21: 50S RIBOSOMAL PROTEIN L21E

Chain P: 

- Molecule 22: 50S RIBOSOMAL PROTEIN L22P HMAL22, HL23, RIBOSOMAL PROTEIN L22

Chain Q: 

- Molecule 23: 50S RIBOSOMAL PROTEIN L23P

Chain R: 

- Molecule 24: RIBOSOMAL PROTEIN L24

Chain S: 



• Molecule 25: 50S RIBOSOMAL PROTEIN L24P

Chain T:



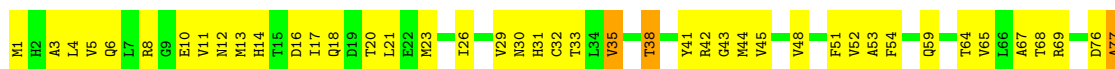
• Molecule 26: 50S RIBOSOMAL PROTEIN L24E

Chain U:



• Molecule 27: 50S RIBOSOMAL PROTEIN L30P

Chain V:



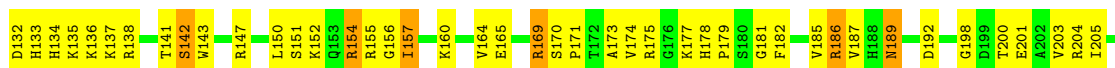
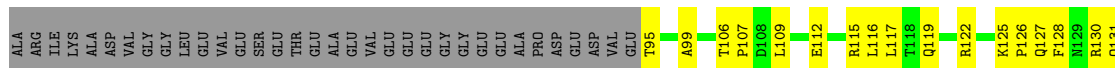
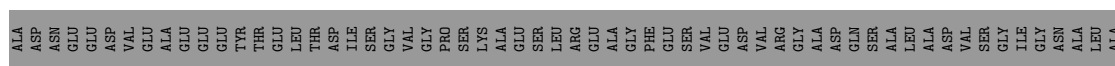
• Molecule 28: 50S RIBOSOMAL PROTEIN L31E

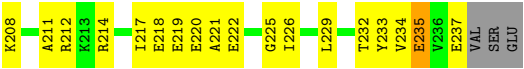
Chain W:



• Molecule 29: 50S RIBOSOMAL PROTEIN L32E

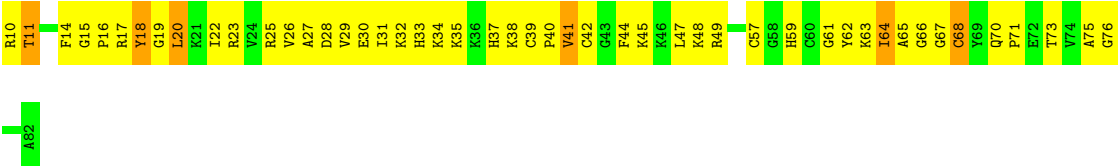
Chain X:





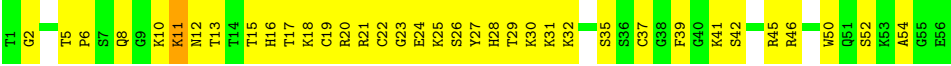
● Molecule 30: 50S RIBOSOMAL PROTEIN L37AE

Chain Y:



● Molecule 31: RIBOSOMAL PROTEIN L37E

Chain Z:



## 4 Data and refinement statistics

Xtriage (Phenix) and EDS were not executed - this section will therefore be incomplete.

Property	Value	Source
Space group	C 2 2 21	Depositor
Cell constants a, b, c, $\alpha$ , $\beta$ , $\gamma$	210.75Å 298.87Å 574.17Å 90.00° 90.00° 90.00°	Depositor
Resolution (Å)	30.00 – 3.50	Depositor
% Data completeness (in resolution range)	80.3 (30.00-3.50)	Depositor
$R_{merge}$	0.26	Depositor
$R_{sym}$	(Not available)	Depositor
Refinement program	CNS 1.1	Depositor
R, $R_{free}$	0.192 , 0.268	Depositor
Estimated twinning fraction	No twinning to report.	Xtriage
Total number of atoms	98859	wwPDB-VP
Average B, all atoms (Å <sup>2</sup> )	41.0	wwPDB-VP

## 5 Model quality

### 5.1 Standard geometry

Bond lengths and bond angles in the following residue types are not validated in this section: NA, MG, CD, K, CL

The Z score for a bond length (or angle) is the number of standard deviations the observed value is removed from the expected value. A bond length (or angle) with  $|Z| > 5$  is considered an outlier worth inspection. RMSZ is the root-mean-square of all Z scores of the bond lengths (or angles).

Mol	Chain	Bond lengths		Bond angles	
		RMSZ	# $ Z  > 5$	RMSZ	# $ Z  > 5$
1	0	0.49	0/66076	0.85	218/103052 (0.2%)
2	1	0.34	0/399	0.56	0/527
3	2	0.34	0/771	0.55	0/1024
4	5	0.38	0/275	0.77	0/366
5	9	0.44	0/2905	0.84	11/4528 (0.2%)
6	A	0.36	0/1788	0.65	0/2411
7	B	0.36	0/2690	0.65	0/3652
8	C	0.37	0/1884	0.62	0/2551
9	D	0.35	0/1112	0.59	0/1500
10	E	0.38	0/1383	0.63	0/1882
11	F	0.35	0/897	0.59	0/1219
12	G	0.41	0/242	0.53	0/326
13	H	0.38	0/1247	0.68	0/1686
14	I	0.37	0/1136	0.63	0/1530
15	J	0.39	0/1004	0.68	0/1351
16	K	0.34	0/1127	0.64	0/1506
17	L	0.40	0/1634	0.66	0/2180
18	M	0.32	0/1474	0.66	0/1999
19	N	0.35	0/874	0.65	0/1181
20	O	0.37	0/1144	0.55	0/1523
21	P	0.37	0/749	0.67	0/1005
22	Q	0.41	0/1173	0.63	0/1580
23	R	0.53	0/672	0.69	0/906
24	S	0.34	0/958	0.65	0/1289
25	T	0.40	0/418	0.57	0/564
26	U	0.36	0/503	0.59	0/677
27	V	0.37	0/1219	0.64	0/1655
28	W	0.37	0/665	0.61	0/897
29	X	0.38	0/1147	0.65	0/1538
30	Y	0.34	0/576	0.58	0/763
31	Z	0.40	0/438	0.63	0/578
All	All	0.45	0/98580	0.80	229/147446 (0.2%)



Chiral center outliers are detected by calculating the chiral volume of a chiral center and verifying if the center is modelled as a planar moiety or with the opposite hand. A planarity outlier is detected by checking planarity of atoms in a peptide group, atoms in a mainchain group or atoms of a sidechain that are expected to be planar.

Mol	Chain	#Chirality outliers	#Planarity outliers
1	0	0	65
5	9	0	4
27	V	0	1
All	All	0	70

There are no bond length outliers.

All (229) bond angle outliers are listed below:

Mol	Chain	Res	Type	Atoms	Z	Observed(°)	Ideal(°)
1	0	535	G	N9-C1'-C2'	10.05	127.07	114.00
1	0	537	G	N9-C1'-C2'	9.91	126.88	114.00
1	0	1235	G	O4'-C1'-N9	8.50	115.00	108.20
1	0	1702	U	N1-C1'-C2'	8.48	125.03	114.00
1	0	337	A	N9-C1'-C2'	8.44	124.97	114.00
1	0	1119	G	N9-C1'-C2'	8.38	124.90	114.00
1	0	317	A	N9-C1'-C2'	8.37	124.88	114.00
1	0	2553	A	N9-C1'-C2'	8.30	124.79	114.00
1	0	1119	G	O4'-C1'-N9	8.28	114.82	108.20
1	0	867	A	N9-C1'-C2'	8.23	124.69	114.00
1	0	819	A	N9-C1'-C2'	8.18	124.63	114.00
1	0	307	G	N9-C1'-C2'	8.09	124.52	114.00
1	0	2102	G	N9-C1'-C2'	8.00	124.40	114.00
1	0	938	G	N9-C1'-C2'	7.96	124.35	114.00
1	0	2073	G	N9-C1'-C2'	7.87	124.23	114.00
1	0	1417	G	N9-C1'-C2'	7.86	124.22	114.00
1	0	2539	U	N1-C1'-C2'	7.81	124.16	114.00
1	0	766	A	N9-C1'-C2'	7.76	124.08	114.00
1	0	1072	G	N9-C1'-C2'	7.75	124.08	114.00
5	9	43	G	N9-C1'-C2'	7.60	123.88	114.00
1	0	1059	G	N9-C1'-C2'	7.59	123.87	114.00
1	0	2866	U	N1-C1'-C2'	7.53	123.79	114.00
1	0	777	U	O4'-C1'-N1	7.52	114.22	108.20
5	9	78	G	N9-C1'-C2'	7.50	123.75	114.00
1	0	1653	A	N9-C1'-C2'	7.48	123.73	114.00
1	0	2074	A	N9-C1'-C2'	7.45	123.69	114.00
1	0	262	A	N9-C1'-C2'	7.43	123.66	114.00
1	0	644	G	N9-C1'-C2'	7.43	123.66	114.00
1	0	1379	A	N9-C1'-C2'	7.32	123.52	114.00

*Continued on next page...*

*Continued from previous page...*

Mol	Chain	Res	Type	Atoms	Z	Observed(°)	Ideal(°)
5	9	78	G	O4'-C1'-N9	7.31	114.05	108.20
1	0	2645	U	N1-C1'-C2'	7.31	123.50	114.00
1	0	212	A	N9-C1'-C2'	7.30	123.49	114.00
1	0	1604	G	N9-C1'-C2'	7.28	123.46	114.00
1	0	1533	A	N9-C1'-C2'	7.18	123.34	114.00
1	0	487	G	N9-C1'-C2'	7.13	123.27	114.00
1	0	1996	U	N1-C1'-C2'	7.12	123.26	114.00
1	0	2007	A	N9-C1'-C2'	7.11	123.24	114.00
1	0	2532	A	N9-C1'-C2'	7.09	123.22	114.00
1	0	886	A	N9-C1'-C2'	7.06	123.17	114.00
1	0	2889	U	N1-C1'-C2'	7.04	123.14	114.00
1	0	2601	A	N9-C1'-C2'	7.01	123.12	114.00
1	0	31	C	N1-C1'-C2'	7.00	123.10	114.00
1	0	141	C	N1-C1'-C2'	6.97	123.06	114.00
1	0	2896	A	N9-C1'-C2'	6.95	123.03	114.00
1	0	2483	A	N9-C1'-C2'	6.95	123.03	114.00
1	0	701	U	N1-C1'-C2'	6.91	122.98	114.00
1	0	1340	G	N9-C1'-C2'	6.91	122.98	114.00
1	0	537	G	O4'-C1'-N9	6.90	113.72	108.20
1	0	512	G	N9-C1'-C2'	6.83	122.89	114.00
1	0	1164	U	OP1-P-O3'	6.83	120.23	105.20
1	0	2786	G	N9-C1'-C2'	6.83	122.88	114.00
1	0	1165	G	O5'-P-OP1	-6.83	99.55	105.70
1	0	203	G	N9-C1'-C2'	6.83	122.87	114.00
1	0	1030	U	N1-C1'-C2'	6.82	122.86	114.00
1	0	776	A	N9-C1'-C2'	6.73	122.74	114.00
1	0	760	G	N9-C1'-C2'	6.72	122.74	114.00
1	0	2577	A	N9-C1'-C2'	6.70	122.70	114.00
1	0	1407	A	N9-C1'-C2'	6.66	122.66	114.00
1	0	220	C	N1-C1'-C2'	6.65	122.65	114.00
1	0	2072	G	N9-C1'-C2'	6.65	122.64	114.00
1	0	2762	C	N1-C1'-C2'	6.62	122.60	114.00
1	0	2607	U	N1-C1'-C2'	6.60	122.58	114.00
1	0	2282	U	N1-C1'-C2'	6.60	122.57	114.00
1	0	1473	U	N1-C1'-C2'	6.58	122.56	114.00
1	0	338	C	O4'-C1'-N1	6.58	113.46	108.20
1	0	1777	G	N9-C1'-C2'	6.57	122.53	114.00
1	0	338	C	N1-C1'-C2'	6.56	122.52	114.00
1	0	2813	A	N9-C1'-C2'	6.54	122.50	114.00
1	0	1971	G	O4'-C1'-N9	6.51	113.41	108.20
1	0	2674	G	N9-C1'-C2'	6.49	122.44	114.00
1	0	453	A	N9-C1'-C2'	6.47	122.42	114.00

*Continued on next page...*

*Continued from previous page...*

Mol	Chain	Res	Type	Atoms	Z	Observed(°)	Ideal(°)
1	0	1995	G	N9-C1'-C2'	6.47	122.42	114.00
1	0	1919	A	N9-C1'-C2'	6.47	122.41	114.00
1	0	953	G	N9-C1'-C2'	6.45	122.38	114.00
1	0	1855	G	N9-C1'-C2'	6.43	122.36	114.00
1	0	464	G	O4'-C1'-N9	6.36	113.29	108.20
1	0	1356	A	N9-C1'-C2'	6.34	122.25	114.00
1	0	2681	A	N9-C1'-C2'	6.33	122.22	114.00
1	0	1485	A	N9-C1'-C2'	6.30	122.19	114.00
1	0	45	A	N9-C1'-C2'	6.29	122.18	114.00
1	0	923	A	N9-C1'-C2'	6.29	122.18	114.00
1	0	1232	A	N9-C1'-C2'	6.29	122.18	114.00
1	0	428	G	N9-C1'-C2'	6.28	122.16	114.00
1	0	898	G	N9-C1'-C2'	6.26	122.14	114.00
5	9	10	C	N1-C1'-C2'	6.26	122.14	114.00
1	0	1031	G	N9-C1'-C2'	6.23	122.10	114.00
1	0	1109	U	N1-C1'-C2'	6.23	122.10	114.00
1	0	2718	C	N1-C1'-C2'	6.23	122.10	114.00
1	0	1731	C	N1-C1'-C2'	6.22	122.08	114.00
1	0	868	G	O4'-C1'-N9	6.20	113.16	108.20
1	0	461	C	N1-C1'-C2'	6.19	122.05	114.00
1	0	175	G	O4'-C1'-N9	6.19	113.16	108.20
1	0	1752	G	N9-C1'-C2'	6.19	122.04	114.00
1	0	1235	G	C1'-O4'-C4'	-6.18	104.95	109.90
1	0	1165	G	O5'-P-OP2	-6.18	100.14	105.70
1	0	147	G	N9-C1'-C2'	6.18	122.03	114.00
1	0	1506	U	N1-C1'-C2'	6.17	122.03	114.00
1	0	1730	G	O4'-C1'-N9	6.17	113.13	108.20
1	0	2538	A	N9-C1'-C2'	6.17	122.02	114.00
1	0	1534	C	N1-C1'-C2'	6.16	122.01	114.00
1	0	1234	U	N1-C1'-C2'	6.15	122.00	114.00
1	0	1230	A	N9-C1'-C2'	6.15	122.00	114.00
1	0	1435	U	N1-C1'-C2'	6.13	121.97	114.00
1	0	1664	A	N9-C1'-C2'	6.13	121.97	114.00
1	0	509	A	N9-C1'-C2'	6.12	121.95	114.00
1	0	1438	G	N9-C1'-C2'	6.11	121.94	114.00
1	0	2353	A	N9-C1'-C2'	6.11	121.94	114.00
1	0	86	A	N9-C1'-C2'	6.08	121.90	114.00
1	0	1837	G	N9-C1'-C2'	6.02	121.83	114.00
1	0	2320	U	N1-C1'-C2'	5.95	121.74	114.00
1	0	1504	A	N9-C1'-C2'	5.95	121.73	114.00
1	0	175	G	N9-C1'-C2'	5.94	121.73	114.00
1	0	2552	C	N1-C1'-C2'	5.93	121.71	114.00

*Continued on next page...*

*Continued from previous page...*

Mol	Chain	Res	Type	Atoms	Z	Observed(°)	Ideal(°)
1	0	952	G	N9-C1'-C2'	5.91	121.68	114.00
1	0	1044	C	O4'-C1'-N1	5.91	112.92	108.20
1	0	1030	U	C1'-O4'-C4'	-5.91	105.18	109.90
1	0	220	C	O4'-C1'-N1	5.90	112.92	108.20
5	9	113	C	O4'-C1'-N1	5.89	112.91	108.20
1	0	1151	G	N9-C1'-C2'	5.87	121.63	114.00
1	0	166	A	N9-C1'-C2'	5.86	121.62	114.00
1	0	2482	G	N9-C1'-C2'	5.86	121.61	114.00
1	0	1654	U	N1-C1'-C2'	5.85	121.61	114.00
1	0	831	U	N1-C1'-C2'	5.85	121.60	114.00
1	0	1355	A	N9-C1'-C2'	5.85	121.60	114.00
1	0	1407	A	O4'-C1'-N9	5.83	112.86	108.20
1	0	845	U	N1-C1'-C2'	5.81	121.55	114.00
1	0	1009	U	N1-C1'-C2'	5.80	121.54	114.00
1	0	1316	G	N9-C1'-C2'	5.80	121.54	114.00
1	0	95	A	N9-C1'-C2'	5.80	121.53	114.00
5	9	3	A	N9-C1'-C2'	5.79	121.53	114.00
1	0	1941	A	N9-C1'-C2'	5.78	121.51	114.00
1	0	1341	A	N9-C1'-C2'	5.76	121.49	114.00
1	0	817	G	N9-C1'-C2'	5.76	121.49	114.00
1	0	1370	G	O4'-C1'-N9	5.74	112.79	108.20
1	0	673	U	N1-C1'-C2'	5.73	121.45	114.00
1	0	904	U	N1-C1'-C2'	5.72	121.44	114.00
1	0	1979	G	C2'-C3'-O3'	5.72	122.85	113.70
1	0	174	A	N9-C1'-C2'	5.71	121.43	114.00
1	0	2316	G	O4'-C1'-N9	5.71	112.77	108.20
1	0	336	G	N9-C1'-C2'	5.71	121.42	114.00
1	0	604	G	N9-C1'-C2'	5.71	121.42	114.00
1	0	1819	G	C5'-C4'-C3'	5.71	125.13	116.00
1	0	66	G	N9-C1'-C2'	5.69	121.40	114.00
1	0	1237	U	N1-C1'-C2'	5.67	121.38	114.00
1	0	1119	G	C1'-O4'-C4'	-5.65	105.38	109.90
1	0	2242	U	N1-C1'-C2'	5.64	121.33	114.00
1	0	417	G	N9-C1'-C2'	5.63	121.32	114.00
1	0	672	G	N9-C1'-C2'	5.63	121.32	114.00
1	0	713	U	N1-C1'-C2'	5.63	121.32	114.00
1	0	1214	G	N9-C1'-C2'	5.63	121.32	114.00
1	0	1369	A	N9-C1'-C2'	5.60	121.28	114.00
1	0	510	U	N1-C1'-C2'	5.58	121.26	114.00
1	0	56	G	N9-C1'-C2'	5.56	121.23	114.00
1	0	192	A	N9-C1'-C2'	5.54	121.21	114.00
1	0	2443	C	N1-C1'-C2'	5.54	121.21	114.00

*Continued on next page...*

*Continued from previous page...*

Mol	Chain	Res	Type	Atoms	Z	Observed(°)	Ideal(°)
1	0	196	G	N9-C1'-C2'	5.54	121.21	114.00
1	0	1684	A	N9-C1'-C2'	5.54	121.20	114.00
1	0	330	C	N1-C1'-C2'	5.53	121.19	114.00
1	0	2394	A	N9-C1'-C2'	5.53	121.19	114.00
1	0	1692	C	O4'-C1'-N1	5.51	112.61	108.20
1	0	2037	C	N1-C1'-C2'	5.51	121.17	114.00
1	0	2761	A	C5'-C4'-O4'	-5.49	102.51	109.10
1	0	330	C	O4'-C1'-N1	5.49	112.59	108.20
1	0	381	G	O4'-C1'-N9	5.48	112.59	108.20
1	0	463	A	N9-C1'-C2'	5.48	121.12	114.00
1	0	1971	G	N9-C1'-C2'	5.46	121.10	114.00
1	0	893	C	N1-C1'-C2'	5.45	121.08	114.00
1	0	2258	A	N9-C1'-C2'	5.43	121.06	114.00
1	0	1722	U	N1-C1'-C2'	5.42	121.05	114.00
1	0	1030	U	O4'-C1'-N1	5.42	112.53	108.20
1	0	1746	A	O4'-C1'-N9	5.42	112.53	108.20
5	9	78	G	C1'-O4'-C4'	-5.41	105.58	109.90
1	0	2644	C	N1-C1'-C2'	5.40	121.03	114.00
1	0	2092	G	N9-C1'-C2'	5.39	121.01	114.00
1	0	2379	G	O4'-C1'-N9	5.38	112.50	108.20
1	0	1971	G	C1'-O4'-C4'	-5.36	105.61	109.90
1	0	411	A	N9-C1'-C2'	5.36	120.97	114.00
1	0	317	A	O4'-C1'-N9	5.36	112.49	108.20
1	0	338	C	C1'-O4'-C4'	-5.34	105.62	109.90
1	0	1235	G	N9-C1'-C2'	5.33	120.93	114.00
1	0	2749	U	N1-C1'-C2'	5.33	120.92	114.00
1	0	2462	G	N9-C1'-C2'	5.32	120.92	114.00
1	0	2292	C	N1-C1'-C2'	5.32	120.92	114.00
1	0	379	G	N9-C1'-C2'	5.31	120.91	114.00
1	0	1978	A	N9-C1'-C2'	5.31	120.90	114.00
1	0	330	C	C1'-O4'-C4'	-5.30	105.66	109.90
1	0	1494	A	N9-C1'-C2'	5.30	120.89	114.00
1	0	2102	G	O4'-C1'-N9	5.28	112.42	108.20
5	9	113	C	N1-C1'-C2'	5.25	120.82	114.00
1	0	97	G	N9-C1'-C2'	5.24	120.82	114.00
1	0	441	A	N9-C1'-C2'	5.22	120.79	114.00
1	0	2692	G	O4'-C1'-N9	5.22	112.38	108.20
1	0	1872	C	N1-C1'-C2'	5.21	120.78	114.00
1	0	2896	A	O4'-C1'-N9	5.21	112.37	108.20
1	0	236	A	N9-C1'-C2'	5.19	120.75	114.00
1	0	317	A	C1'-O4'-C4'	-5.17	105.77	109.90
1	0	1690	C	N1-C1'-C2'	5.16	120.71	114.00

*Continued on next page...*

*Continued from previous page...*

Mol	Chain	Res	Type	Atoms	Z	Observed(°)	Ideal(°)
1	0	24	G	N9-C1'-C2'	5.15	120.70	114.00
1	0	1137	G	O4'-C1'-N9	5.15	112.32	108.20
1	0	537	G	C1'-O4'-C4'	-5.15	105.78	109.90
5	9	77	A	N9-C1'-C2'	5.15	120.69	114.00
1	0	1149	U	N1-C1'-C2'	5.14	120.69	114.00
1	0	1029	U	N1-C1'-C2'	5.14	120.68	114.00
1	0	1126	C	N1-C1'-C2'	5.14	120.68	114.00
1	0	264	G	N9-C1'-C2'	5.13	120.68	114.00
1	0	452	G	N9-C1'-C2'	5.13	120.68	114.00
1	0	2902	A	O4'-C1'-N9	5.13	112.30	108.20
1	0	1842	A	N9-C1'-C2'	5.12	120.66	114.00
1	0	1088	A	N9-C1'-C2'	5.12	120.65	114.00
5	9	33	U	N1-C1'-C2'	5.11	120.64	114.00
1	0	1418	U	N1-C1'-C2'	5.11	120.64	114.00
1	0	2553	A	O4'-C1'-N9	5.11	112.28	108.20
1	0	1836	A	N9-C1'-C2'	5.10	120.63	114.00
1	0	1701	A	N9-C1'-C2'	5.10	120.63	114.00
1	0	328	U	N1-C1'-C2'	5.09	120.62	114.00
5	9	87	U	N1-C1'-C2'	5.09	120.62	114.00
1	0	68	U	N1-C1'-C2'	5.08	120.60	114.00
1	0	518	G	N9-C1'-C2'	5.07	120.59	114.00
1	0	1377	C	N1-C1'-C2'	5.07	120.59	114.00
1	0	460	A	N9-C1'-C2'	5.06	120.57	114.00
1	0	2102	G	C1'-O4'-C4'	-5.06	105.86	109.90
1	0	246	G	N9-C1'-C2'	5.05	120.57	114.00
1	0	1407	A	C1'-O4'-C4'	-5.05	105.86	109.90
1	0	688	A	O4'-C1'-N9	5.05	112.24	108.20
1	0	1431	C	O4'-C1'-N1	5.04	112.23	108.20
1	0	660	A	N9-C1'-C2'	5.04	120.55	114.00
1	0	2484	U	N1-C1'-C2'	5.03	120.54	114.00
1	0	2747	C	N1-C1'-C2'	5.03	120.54	114.00
1	0	1473	U	O4'-C1'-N1	5.02	112.22	108.20

There are no chirality outliers.

All (70) planarity outliers are listed below:

Mol	Chain	Res	Type	Group
1	0	1009	U	Sidechain
1	0	1017	U	Sidechain
1	0	1109	U	Sidechain
1	0	1149	U	Sidechain
1	0	1164	U	Sidechain

*Continued on next page...*

*Continued from previous page...*

Mol	Chain	Res	Type	Group
1	0	1230	A	Sidechain
1	0	1234	U	Sidechain
1	0	1260	G	Sidechain
1	0	1314	U	Sidechain
1	0	1435	U	Sidechain
1	0	1506	U	Sidechain
1	0	1604	G	Sidechain
1	0	1654	U	Sidechain
1	0	1702	U	Sidechain
1	0	1736	A	Sidechain
1	0	1777	G	Sidechain
1	0	1809	G	Sidechain
1	0	1828	G	Sidechain
1	0	1874	U	Sidechain
1	0	1941	A	Sidechain
1	0	1977	U	Sidechain
1	0	1996	U	Sidechain
1	0	203	G	Sidechain
1	0	2072	G	Sidechain
1	0	224	U	Sidechain
1	0	2242	U	Sidechain
1	0	2282	U	Sidechain
1	0	2283	G	Sidechain
1	0	2330	U	Sidechain
1	0	2353	A	Sidechain
1	0	2467	A	Sidechain
1	0	2492	U	Sidechain
1	0	2493	C	Sidechain
1	0	2526	C	Sidechain
1	0	2532	A	Sidechain
1	0	2538	A	Sidechain
1	0	2539	U	Sidechain
1	0	2554	U	Sidechain
1	0	262	A	Sidechain
1	0	2645	U	Sidechain
1	0	2674	G	Sidechain
1	0	2681	A	Sidechain
1	0	2786	G	Sidechain
1	0	2791	U	Sidechain
1	0	2825	C	Sidechain
1	0	2836	G	Sidechain
1	0	2865	G	Sidechain

*Continued on next page...*

*Continued from previous page...*

Mol	Chain	Res	Type	Group
1	0	2866	U	Sidechain
1	0	30	U	Sidechain
1	0	336	G	Sidechain
1	0	359	U	Sidechain
1	0	428	G	Sidechain
1	0	453	A	Sidechain
1	0	535	G	Sidechain
1	0	68	U	Sidechain
1	0	701	U	Sidechain
1	0	766	A	Sidechain
1	0	819	A	Sidechain
1	0	831	U	Sidechain
1	0	845	U	Sidechain
1	0	86	A	Sidechain
1	0	884	C	Sidechain
1	0	898	G	Sidechain
1	0	904	U	Sidechain
1	0	953	G	Sidechain
5	9	13	A	Sidechain
5	9	2	U	Sidechain
5	9	33	U	Sidechain
5	9	51	A	Sidechain
27	V	90	TYR	Sidechain

## 5.2 Close contacts

In the following table, the Non-H and H(model) columns list the number of non-hydrogen atoms and hydrogen atoms in the chain respectively. The H(added) column lists the number of hydrogens added by MolProbity. The Clashes column lists the number of clashes within the asymmetric unit, and the number in parentheses is this value normalized per 1000 atoms of the molecule in the chain. The Symm-Clashes column gives symmetry related clashes, in the same way as for the Clashes column.

Mol	Chain	Non-H	H(model)	H(added)	Clashes	Symm-Clashes
1	0	59017	0	29808	2081	0
2	1	394	0	406	38	0
3	2	755	0	732	81	0
4	5	273	0	296	23	0
5	9	2600	0	1326	119	0
6	A	1755	0	1763	185	0
7	B	2625	0	2533	240	0
8	C	1859	0	1816	166	0

*Continued on next page...*



*Continued from previous page...*

Mol	Chain	Non-H	H(model)	H(added)	Clashes	Symm-Clashes
9	D	1095	0	1085	125	0
10	E	1358	0	1266	95	0
11	F	886	0	854	75	0
12	G	241	0	231	20	0
13	H	1216	0	1215	169	0
14	I	1120	0	1098	92	0
15	J	994	0	1027	82	0
16	K	1115	0	1072	91	0
17	L	1606	0	1676	241	0
18	M	1445	0	1401	149	0
19	N	865	0	873	52	0
20	O	1134	0	1127	65	0
21	P	735	0	729	49	0
22	Q	1150	0	1122	76	0
23	R	664	0	626	50	0
24	S	950	0	924	80	0
25	T	411	0	368	35	0
26	U	500	0	511	45	0
27	V	1196	0	1137	120	0
28	W	655	0	653	55	0
29	X	1131	0	1133	100	0
30	Y	564	0	601	85	0
31	Z	431	0	426	45	0
32	0	62	0	0	0	0
32	3	49	0	0	0	0
32	9	1	0	0	0	0
32	A	1	0	0	0	0
32	B	3	0	0	0	0
32	J	1	0	0	0	0
33	0	2	0	0	0	0
34	0	56	0	0	0	0
34	3	17	0	0	0	0
34	9	1	0	0	0	0
34	A	1	0	0	0	0
34	B	1	0	0	0	0
34	C	1	0	0	0	0
34	H	2	0	0	0	0
34	I	1	0	0	0	0
34	L	1	0	0	0	0
34	P	1	0	0	0	0
34	Q	2	0	0	0	0
34	R	1	0	0	0	0

*Continued on next page...*

*Continued from previous page...*

Mol	Chain	Non-H	H(model)	H(added)	Clashes	Symm-Clashes
34	S	1	0	0	0	0
35	0	7	0	0	2	0
35	2	1	0	0	0	0
35	3	2	0	0	0	0
35	B	1	0	0	0	0
35	I	3	0	0	3	0
35	J	1	0	0	0	0
35	K	1	0	0	0	0
35	L	1	0	0	2	0
35	M	1	0	0	1	0
35	N	1	0	0	0	0
35	P	1	0	0	2	0
35	Q	1	0	0	0	0
35	X	1	0	0	2	0
36	2	1	0	0	0	0
36	N	1	0	0	0	0
36	T	1	0	0	0	0
36	Y	1	0	0	0	0
36	Z	1	0	0	0	0
37	0	5944	0	0	351	0
37	1	49	0	0	8	0
37	2	66	0	0	8	0
37	9	153	0	0	16	0
37	A	132	0	0	28	0
37	B	145	0	0	30	0
37	C	160	0	0	42	0
37	D	52	0	0	15	0
37	E	41	0	0	8	0
37	F	29	0	0	6	0
37	G	20	0	0	3	0
37	H	80	0	0	19	0
37	I	52	0	0	4	0
37	J	61	0	0	18	0
37	K	91	0	0	23	0
37	L	148	0	0	33	0
37	M	59	0	0	17	0
37	N	35	0	0	5	0
37	O	64	0	0	6	0
37	P	52	0	0	6	0
37	Q	80	0	0	6	0
37	R	29	0	0	6	0
37	S	31	0	0	4	0

*Continued on next page...*

*Continued from previous page...*

Mol	Chain	Non-H	H(model)	H(added)	Clashes	Symm-Clashes
37	T	25	0	0	6	0
37	U	11	0	0	2	0
37	V	69	0	0	10	0
37	W	26	0	0	6	0
37	X	101	0	0	13	0
37	Y	35	0	0	10	0
37	Z	47	0	0	2	0
All	All	98859	0	59835	4534	0

Clashscore is defined as the number of clashes calculated for the entry per 1000 atoms (including hydrogens) of the entry. The overall clashscore for this entry is 30.

All (4534) close contacts within the same asymmetric unit are listed below.

Atom-1	Atom-2	Distance(Å)	Clash(Å)
1:0:156:C:H5''	17:L:171:ARG:HD3	1.28	1.14
3:2:46:ILE:HG21	17:L:87:MET:HG2	1.24	1.14
26:U:12:THR:HG22	26:U:15:GLU:HG3	1.28	1.14
11:F:91:VAL:HG12	11:F:92:GLY:H	1.09	1.13
5:9:6:C:H5''	18:M:37:ARG:HH12	1.08	1.11
1:0:871:G:H5'	1:0:871:G:H8	1.17	1.08
8:C:127:ARG:NH2	8:C:225:PRO:HG2	1.68	1.07
1:0:870:G:H2'	1:0:871:G:H5''	1.30	1.06
1:0:1160:G:H5'	1:0:1161:A:H5'	1.10	1.04
5:9:6:C:H5''	18:M:37:ARG:NH1	1.72	1.04
15:J:14:LYS:HB2	15:J:45:PRO:HG2	1.39	1.04
27:V:21:LEU:HD22	27:V:26:ILE:HD11	1.34	1.03
8:C:236:THR:HG22	8:C:239:ALA:H	0.91	1.03
1:0:660:A:H4'	1:0:661:G:O5'	1.57	1.03
15:J:29:LEU:HB3	15:J:55:VAL:HG11	1.41	1.03
8:C:136:VAL:HG22	8:C:137:PRO:HA	1.34	1.02
1:0:1840:A:H4'	1:0:1841:C:O5'	1.61	1.01
13:H:162:SER:HB2	13:H:163:PRO:HD3	1.43	1.01
7:B:162:MET:HE3	7:B:308:LEU:HD21	1.43	1.00
9:D:27:ILE:HG22	9:D:28:GLY:H	1.25	0.99
8:C:236:THR:HG22	8:C:239:ALA:N	1.76	0.99
13:H:45:GLN:HB3	13:H:163:PRO:HD2	1.40	0.99
22:Q:18:LEU:HG	22:Q:91:LEU:HD13	1.42	0.99
9:D:154:LYS:HD2	9:D:154:LYS:H	1.27	0.99
1:0:2680:A:H4'	1:0:2681:A:OP1	1.62	0.99
1:0:1381:A:H4'	1:0:1382:G:O5'	1.60	0.99
18:M:144:GLY:O	18:M:147:ILE:HG22	1.63	0.99
17:L:115:LEU:HD23	17:L:150:ILE:HD12	1.45	0.98

*Continued on next page...*

*Continued from previous page...*

Atom-1	Atom-2	Distance(Å)	Clash(Å)
1:0:2586:U:H3	1:0:2592:G:H22	1.12	0.97
28:W:15:ARG:HH11	28:W:15:ARG:HB3	1.28	0.97
1:0:1444:G:H5'	4:5:43:GLY:HA2	1.46	0.97
1:0:80:A:H4'	1:0:81:G:O5'	1.63	0.97
27:V:4:LEU:HD22	27:V:52:VAL:HG21	1.47	0.96
1:0:2243:C:HO2'	17:L:25:TRP:HZ2	1.10	0.96
6:A:96:LEU:HD22	6:A:128:LEU:HD22	1.45	0.96
3:2:70:ARG:HG2	3:2:77:ALA:HB2	1.43	0.95
1:0:1473:U:H1'	31:Z:42:SER:HB2	1.45	0.95
7:B:264:GLU:HG2	7:B:267:LYS:HE2	1.48	0.95
6:A:199:HIS:HD2	6:A:201:PHE:H	1.08	0.95
26:U:1:THR:HG23	26:U:2:VAL:H	1.32	0.95
29:X:187:VAL:HG23	29:X:192:ASP:HB2	1.47	0.95
1:0:21:G:H5'	22:Q:2:ILE:HA	1.48	0.95
1:0:2672:C:H1'	37:B:2033:HOH:O	1.67	0.95
1:0:870:G:C2'	1:0:871:G:H5''	1.97	0.94
13:H:55:GLN:HE21	13:H:124:ARG:HE	1.04	0.93
15:J:10:GLN:H	15:J:10:GLN:NE2	1.66	0.93
11:F:63:ILE:HB	11:F:64:PRO:HD3	1.51	0.93
27:V:26:ILE:HG13	27:V:26:ILE:O	1.69	0.93
1:0:1242:A:H5'	14:I:82:THR:HG23	1.50	0.93
27:V:137:GLN:HE21	27:V:141:HIS:HE1	1.07	0.92
16:K:79:ASP:HB3	37:K:2069:HOH:O	1.67	0.92
1:0:485:A:O2'	1:0:487:G:H5'	1.69	0.92
1:0:631:A:C5	1:0:2074:A:H5'	2.04	0.91
1:0:871:G:C8	1:0:871:G:H5'	2.05	0.91
1:0:2716:G:H5''	7:B:206:THR:HG21	1.49	0.91
1:0:1871:U:H4'	1:0:1872:C:O5'	1.71	0.91
8:C:115:LEU:HD21	8:C:243:VAL:HG13	1.52	0.91
8:C:5:ILE:HD11	8:C:16:VAL:HG23	1.52	0.91
1:0:1886:A:H4'	37:Y:2009:HOH:O	1.70	0.91
1:0:1266:U:H4'	29:X:115:ARG:HH21	1.35	0.90
10:E:20:ILE:HD11	10:E:40:VAL:HG11	1.50	0.90
17:L:39:ARG:HA	17:L:63:VAL:HG22	1.51	0.90
1:0:2263:G:H4'	17:L:70:GLY:HA3	1.54	0.90
6:A:211:LYS:HB3	6:A:212:PRO:HD2	1.53	0.90
1:0:271:C:H4'	1:0:272:A:H5''	1.51	0.90
6:A:199:HIS:CD2	6:A:201:PHE:H	1.89	0.90
7:B:238:ASN:HD22	7:B:240:GLY:H	1.19	0.90
1:0:1407:A:O2'	1:0:1408:U:H3'	1.71	0.89
30:Y:37:HIS:HB2	30:Y:47:LEU:HB2	1.54	0.89
17:L:186:SER:O	17:L:189:VAL:HG12	1.71	0.89

*Continued on next page...*

*Continued from previous page...*

Atom-1	Atom-2	Distance(Å)	Clash(Å)
7:B:30:PRO:HB2	7:B:39:GLN:NE2	1.86	0.89
37:0:8911:HOH:O	7:B:211:THR:HG21	1.73	0.89
5:9:24:U:O2'	5:9:25:G:H4'	1.73	0.89
27:V:88:THR:HB	37:V:2045:HOH:O	1.72	0.89
1:0:1315:G:H4'	1:0:1316:G:OP2	1.70	0.89
30:Y:11:THR:OG1	30:Y:23:ARG:HB2	1.73	0.89
1:0:1116:U:HO2'	1:0:1118:A:H2	0.94	0.88
1:0:21:G:C5'	22:Q:2:ILE:HA	2.03	0.88
26:U:42:ASN:HB3	37:U:2007:HOH:O	1.74	0.88
23:R:33:SER:O	23:R:37:VAL:HG23	1.73	0.88
37:0:7901:HOH:O	9:D:99:ASP:HA	1.73	0.88
19:N:32:ARG:HD3	19:N:32:ARG:O	1.72	0.88
1:0:1378:G:H4'	1:0:1379:A:O5'	1.73	0.88
3:2:24:LYS:HE3	3:2:90:PHE:HE1	1.38	0.88
18:M:169:PRO:O	18:M:172:PHE:HB3	1.74	0.88
1:0:856:G:H2'	37:0:5173:HOH:O	1.74	0.88
22:Q:8:ALA:HB1	22:Q:13:THR:HG21	1.55	0.88
30:Y:38:LYS:HG2	30:Y:45:LYS:HG2	1.56	0.88
1:0:1835:U:H5	1:0:1840:A:N7	1.71	0.88
37:0:4200:HOH:O	17:L:91:ILE:HG12	1.74	0.87
22:Q:99:ALA:HB1	22:Q:109:MET:HE1	1.53	0.87
5:9:29:C:H2'	5:9:30:C:H5'	1.57	0.87
18:M:37:ARG:HH21	18:M:105:GLY:CA	1.88	0.87
13:H:75:SER:O	13:H:79:ALA:HB2	1.73	0.87
9:D:25:MET:HE2	9:D:41:LEU:HG	1.56	0.87
37:0:4324:HOH:O	8:C:84:VAL:HA	1.74	0.87
15:J:81:ARG:HB2	15:J:87:ARG:HH11	1.38	0.87
28:W:72:VAL:HG22	28:W:85:VAL:HG12	1.56	0.87
13:H:86:ARG:NH1	13:H:133:ILE:HG13	1.89	0.87
13:H:2:PRO:HB2	37:H:2003:HOH:O	1.75	0.87
14:I:39:VAL:HG13	14:I:106:GLY:O	1.72	0.87
11:F:91:VAL:HG12	11:F:92:GLY:N	1.90	0.86
37:0:7197:HOH:O	6:A:6:GLY:HA3	1.75	0.86
5:9:92:G:H2'	5:9:93:A:C8	2.09	0.86
16:K:133:VAL:HA	37:K:2085:HOH:O	1.74	0.86
1:0:24:G:N2	1:0:518:G:O2'	2.08	0.86
7:B:307:ARG:HB2	7:B:307:ARG:HH11	1.40	0.86
5:9:56:A:H2'	5:9:57:A:H5''	1.57	0.86
1:0:1119:G:H22	1:0:1246:A:H2	1.23	0.86
23:R:77:VAL:HG12	23:R:81:ILE:HD11	1.58	0.86
8:C:236:THR:CG2	8:C:239:ALA:H	1.84	0.86
9:D:27:ILE:HD11	9:D:37:ALA:HB2	1.57	0.86

*Continued on next page...*

*Continued from previous page...*

Atom-1	Atom-2	Distance(Å)	Clash(Å)
17:L:37:VAL:HG11	17:L:108:LYS:HG3	1.58	0.86
1:0:188:C:H5'	17:L:163:LEU:HD21	1.58	0.86
17:L:71:SER:HB2	17:L:92:THR:HG22	1.57	0.85
15:J:74:VAL:HG21	15:J:96:VAL:HG23	1.58	0.85
1:0:628:A:O2'	1:0:630:A:OP2	1.95	0.85
1:0:1118:A:H8	1:0:1119:G:H5'	1.42	0.85
23:R:10:VAL:HG11	26:U:36:ALA:HA	1.59	0.85
1:0:893:C:H4'	1:0:894:A:O5'	1.75	0.85
8:C:84:VAL:HG12	8:C:85:LYS:HG2	1.59	0.84
1:0:24:G:H22	1:0:518:G:HO2'	1.22	0.84
3:2:25:VAL:HG22	3:2:68:LYS:HG3	1.58	0.84
1:0:1679:C:H5'	37:0:6722:HOH:O	1.75	0.84
1:0:533:U:H4'	1:0:534:C:O5'	1.75	0.84
1:0:1819:G:H2'	1:0:1820:G:H4'	1.60	0.84
1:0:1884:G:O2'	1:0:1885:A:H5'	1.78	0.84
29:X:235:GLU:CD	29:X:235:GLU:H	1.81	0.84
27:V:122:ARG:HH21	27:V:154:ARG:HD2	1.40	0.84
37:0:3472:HOH:O	17:L:157:LEU:HD11	1.78	0.84
7:B:321:PRO:HA	37:B:2072:HOH:O	1.78	0.84
1:0:960:G:H4'	37:0:5442:HOH:O	1.77	0.84
1:0:1590:A:N6	1:0:1605:G:H1'	1.91	0.84
14:I:75:PRO:HG2	14:I:105:LEU:HD21	1.60	0.83
15:J:82:ARG:NH2	15:J:115:ARG:HG2	1.94	0.83
37:0:5472:HOH:O	5:9:103:A:H4'	1.78	0.83
1:0:1835:U:H2'	37:0:7079:HOH:O	1.78	0.83
1:0:1118:A:C8	1:0:1119:G:H5'	2.13	0.83
7:B:27:ASN:H	7:B:27:ASN:HD22	1.24	0.83
1:0:1246:A:O2'	1:0:1247:A:H3'	1.78	0.83
1:0:1506:U:H2'	37:0:6488:HOH:O	1.78	0.83
1:0:2111:G:H1'	37:0:7655:HOH:O	1.78	0.83
8:C:1:MET:HG2	8:C:2:GLN:H	1.41	0.83
7:B:162:MET:HG3	7:B:310:ARG:HD3	1.61	0.83
1:0:2284:G:H5'	37:0:7798:HOH:O	1.78	0.83
2:1:41:HIS:H	2:1:45:ASN:HD22	1.25	0.83
1:0:1884:G:H4'	1:0:1885:A:OP1	1.77	0.82
21:P:75:ILE:HD13	21:P:84:ILE:HD11	1.60	0.82
3:2:3:MET:O	3:2:90:PHE:HA	1.80	0.82
1:0:2270:G:H4'	6:A:223:ARG:HH12	1.41	0.82
1:0:1652:C:H1'	6:A:164:ARG:HD2	1.59	0.82
1:0:2825:C:H4'	1:0:2826:G:O5'	1.79	0.82
1:0:1688:G:H1	1:0:1692:C:H2'	1.43	0.82
37:0:4133:HOH:O	24:S:53:GLY:HA3	1.78	0.82

*Continued on next page...*

*Continued from previous page...*

Atom-1	Atom-2	Distance(Å)	Clash(Å)
1:0:2330:U:H4'	1:0:2331:C:OP1	1.79	0.82
1:0:2638:G:H1'	37:0:7375:HOH:O	1.80	0.82
28:W:71:ARG:HB3	28:W:88:GLU:OE1	1.79	0.82
1:0:553:G:P	29:X:204:ARG:HH22	2.02	0.82
1:0:1166:A:H1'	1:0:1192:A:C2	2.14	0.81
1:0:1130:U:H2'	1:0:1131:G:O4'	1.80	0.81
1:0:1340:G:O2'	1:0:1341:A:H8	1.62	0.81
24:S:18:GLU:O	24:S:21:LYS:HG2	1.80	0.81
11:F:96:ALA:HA	37:F:2011:HOH:O	1.80	0.81
1:0:1105:C:H4'	1:0:1106:A:OP1	1.77	0.81
1:0:2503:A:HO2'	1:0:2504:A:H8	1.27	0.81
1:0:1097:A:H5''	27:V:125:HIS:NE2	1.96	0.81
5:9:24:U:H4'	5:9:25:G:OP1	1.80	0.81
1:0:185:G:H4'	1:0:186:A:H4'	1.59	0.81
1:0:136:C:H2'	1:0:137:U:O4'	1.81	0.81
9:D:19:GLU:HG3	37:D:2010:HOH:O	1.81	0.81
37:0:3845:HOH:O	17:L:146:GLN:HG2	1.80	0.81
24:S:71:VAL:HG11	24:S:90:PRO:HB3	1.61	0.81
13:H:27:LYS:H	13:H:58:HIS:HD2	1.28	0.81
19:N:47:ARG:HH11	19:N:47:ARG:HG3	1.46	0.81
27:V:137:GLN:NE2	27:V:141:HIS:HE1	1.79	0.80
1:0:182:G:H5'	37:0:3611:HOH:O	1.80	0.80
9:D:54:ALA:HB2	9:D:69:ILE:HD12	1.63	0.80
24:S:71:VAL:HG13	24:S:91:LEU:O	1.81	0.80
3:2:11:CYS:SG	3:2:20:HIS:NE2	2.54	0.80
7:B:51:VAL:HG23	7:B:330:VAL:HG22	1.61	0.80
1:0:2321:A:H4'	1:0:2322:U:OP1	1.82	0.80
27:V:13:MET:HE2	27:V:18:GLN:HA	1.64	0.80
1:0:1559:A:H1'	37:0:6551:HOH:O	1.79	0.80
1:0:1751:G:H2'	1:0:1752:G:H5''	1.64	0.80
37:0:6865:HOH:O	7:B:254:GLN:HG3	1.82	0.80
1:0:2312:G:H2'	1:0:2313:C:H5'	1.64	0.80
15:J:74:VAL:HG13	15:J:113:ILE:HG23	1.62	0.80
1:0:1430:G:H1'	1:0:1691:A:N6	1.96	0.80
22:Q:119:VAL:HG21	22:Q:142:ASP:CG	2.02	0.80
11:F:34:ASN:HA	17:L:4:ALA:HB2	1.62	0.80
27:V:52:VAL:HG22	27:V:53:ALA:N	1.96	0.80
27:V:130:HIS:O	27:V:136:GLY:HA3	1.82	0.80
13:H:56:ILE:HG22	13:H:61:LEU:HD22	1.63	0.80
3:2:65:THR:HG23	3:2:67:LEU:HG	1.62	0.80
14:I:74:ARG:HH11	14:I:74:ARG:HB3	1.48	0.79
1:0:1044:C:H5'	1:0:1045:G:OP2	1.82	0.79

*Continued on next page...*

*Continued from previous page...*

Atom-1	Atom-2	Distance(Å)	Clash(Å)
13:H:28:ILE:HA	13:H:62:GLU:OE1	1.83	0.79
1:0:2577:A:H2'	37:0:8363:HOH:O	1.80	0.79
1:0:115:U:H1'	1:0:131:A:N7	1.97	0.79
1:0:2122:C:H3'	37:0:7688:HOH:O	1.80	0.79
14:I:26:VAL:HG13	14:I:36:VAL:HG11	1.65	0.79
1:0:1776:A:H4'	1:0:1777:G:O5'	1.83	0.79
1:0:329:A:H4'	1:0:330:C:OP2	1.81	0.79
1:0:790:A:H1'	1:0:1710:A:H2'	1.64	0.79
13:H:165:GLY:HA3	37:H:2079:HOH:O	1.82	0.79
1:0:1260:G:H2'	37:0:5916:HOH:O	1.82	0.79
27:V:52:VAL:HG22	27:V:53:ALA:H	1.48	0.79
13:H:55:GLN:NE2	13:H:124:ARG:HE	1.79	0.79
1:0:1771:U:O2'	30:Y:23:ARG:NH2	2.15	0.79
21:P:21:ARG:HG2	21:P:22:GLY:H	1.48	0.79
1:0:2392:C:H4'	37:0:7982:HOH:O	1.83	0.79
37:9:2011:HOH:O	21:P:25:PRO:HB2	1.81	0.79
6:A:71:PRO:HD2	6:A:74:VAL:HG21	1.64	0.79
22:Q:44:VAL:HG13	22:Q:89:LEU:HD22	1.65	0.79
14:I:131:THR:HG22	14:I:133:GLY:H	1.47	0.79
1:0:1108:G:H4'	1:0:1109:U:OP1	1.82	0.79
8:C:115:LEU:HD21	8:C:243:VAL:CG1	2.12	0.79
1:0:884:C:H2'	37:0:5228:HOH:O	1.82	0.79
24:S:19:ARG:HD3	24:S:67:LEU:O	1.83	0.78
1:0:198:A:H4'	1:0:199:A:O5'	1.83	0.78
18:M:34:LEU:HD13	18:M:47:LEU:HD21	1.65	0.78
1:0:2582:G:H4'	37:J:2028:HOH:O	1.82	0.78
8:C:104:ASP:HA	8:C:107:ARG:HH12	1.47	0.78
13:H:86:ARG:HH11	13:H:133:ILE:HG13	1.45	0.78
13:H:162:SER:HB2	13:H:163:PRO:CD	2.13	0.78
1:0:262:A:O2'	11:F:32:GLY:HA2	1.82	0.78
7:B:55:ASN:HB3	7:B:63:GLU:HA	1.64	0.78
1:0:2554:U:H4'	1:0:2555:C:OP1	1.82	0.78
18:M:49:THR:HG22	18:M:56:ASP:HB2	1.64	0.78
25:T:14:GLU:OE1	25:T:15:PRO:HD2	1.83	0.78
16:K:61:ALA:HA	37:K:2076:HOH:O	1.82	0.78
37:9:2131:HOH:O	27:V:131:PRO:HB2	1.81	0.78
1:0:1719:G:H1'	37:0:6265:HOH:O	1.83	0.78
9:D:39:ASP:HB2	37:D:2017:HOH:O	1.83	0.78
20:O:59:ARG:NH2	20:O:66:GLN:HE22	1.82	0.78
1:0:1342:C:O2'	1:0:1343:C:H5'	1.83	0.78
14:I:131:THR:HG22	14:I:133:GLY:N	1.99	0.78
22:Q:18:LEU:HB2	22:Q:143:VAL:HG13	1.64	0.78

*Continued on next page...*



*Continued from previous page...*

Atom-1	Atom-2	Distance(Å)	Clash(Å)
1:0:2661:U:H3	1:0:2812:A:H62	1.32	0.78
5:9:78:G:N2	5:9:103:A:OP2	2.15	0.78
1:0:1593:C:H5'	20:O:116:SER:O	1.83	0.77
37:0:7482:HOH:O	22:Q:139:PRO:HD2	1.83	0.77
1:0:2610:U:H4'	37:0:8490:HOH:O	1.84	0.77
1:0:193:A:H3'	37:0:3662:HOH:O	1.84	0.77
16:K:35:ARG:HH12	16:K:43:HIS:HB3	1.48	0.77
7:B:141:ARG:HD2	7:B:163:GLU:OE2	1.84	0.77
12:G:12:ILE:N	12:G:13:PRO:HD3	2.00	0.77
16:K:67:ARG:O	16:K:71:GLU:HG3	1.85	0.77
1:0:2369:A:H3'	37:0:7946:HOH:O	1.83	0.77
15:J:29:LEU:HB3	15:J:55:VAL:CG1	2.14	0.77
7:B:238:ASN:ND2	7:B:240:GLY:H	1.82	0.77
1:0:2761:A:H4'	1:0:2762:C:OP1	1.83	0.77
18:M:24:LEU:HD13	21:P:26:PRO:HB3	1.65	0.77
37:9:2070:HOH:O	18:M:147:ILE:HD12	1.84	0.77
3:2:70:ARG:HB3	37:2:2052:HOH:O	1.83	0.77
1:0:2554:U:H2'	1:0:2576:A:H61	1.49	0.77
1:0:1120:U:H5'	1:0:1121:G:OP2	1.84	0.77
1:0:2555:C:H3'	37:0:8375:HOH:O	1.85	0.77
27:V:122:ARG:NH2	27:V:154:ARG:HD2	1.99	0.77
1:0:1164:U:H4'	1:0:1165:G:OP1	1.83	0.77
7:B:7:ARG:HG2	7:B:7:ARG:HH11	1.50	0.77
1:0:1984:U:H4'	1:0:1985:U:O5'	1.85	0.77
17:L:38:VAL:O	17:L:63:VAL:HG13	1.85	0.77
1:0:2263:G:H4'	17:L:70:GLY:CA	2.15	0.77
30:Y:75:ALA:HB3	37:Y:2033:HOH:O	1.85	0.77
20:O:115:SER:OG	20:O:118:GLN:HG3	1.85	0.77
28:W:78:GLU:HG2	28:W:79:GLU:H	1.48	0.77
10:E:137:ASP:OD1	10:E:139:GLU:HB2	1.85	0.76
28:W:66:THR:HG23	28:W:67:PRO:HD2	1.65	0.76
17:L:67:ILE:HA	37:L:2046:HOH:O	1.85	0.76
11:F:57:GLU:O	11:F:61:MET:HG3	1.85	0.76
17:L:87:MET:HB2	17:L:91:ILE:HD11	1.67	0.76
13:H:139:ASP:N	13:H:140:PRO:HD3	2.00	0.76
5:9:76:G:H3'	5:9:77:A:H5''	1.67	0.76
15:J:64:MET:HA	15:J:67:GLN:NE2	2.00	0.76
1:0:2310:G:OP2	13:H:114:PRO:HD2	1.84	0.76
13:H:62:GLU:O	13:H:66:VAL:HG23	1.84	0.76
7:B:195:ARG:HD2	7:B:324:ASP:OD1	1.85	0.76
7:B:86:ALA:HA	37:B:2050:HOH:O	1.85	0.76
1:0:2815:G:H4'	1:0:2816:A:OP2	1.83	0.76

*Continued on next page...*

*Continued from previous page...*

Atom-1	Atom-2	Distance(Å)	Clash(Å)
11:F:21:GLU:O	11:F:24:ARG:HG3	1.86	0.76
27:V:137:GLN:HE21	27:V:141:HIS:CE1	1.97	0.76
18:M:132:ASN:O	18:M:135:VAL:HG12	1.85	0.76
13:H:142:VAL:HG13	37:H:2065:HOH:O	1.85	0.76
37:O:7208:HOH:O	6:A:192:VAL:HB	1.84	0.76
17:L:161:ARG:HD2	37:L:2129:HOH:O	1.85	0.76
29:X:109:LEU:HA	37:X:2016:HOH:O	1.85	0.76
1:O:1689:A:H62	22:Q:131:GLY:HA2	1.50	0.76
1:O:1059:G:H2'	37:O:7542:HOH:O	1.85	0.76
6:A:173:GLY:O	6:A:176:HIS:HB3	1.84	0.76
22:Q:82:GLU:HG3	22:Q:83:LYS:H	1.50	0.76
6:A:71:PRO:HG2	6:A:91:GLY:HA2	1.66	0.75
10:E:68:HIS:O	10:E:72:MET:HG3	1.86	0.75
3:2:46:ILE:CG2	17:L:87:MET:HG2	2.12	0.75
29:X:189:ASN:C	29:X:189:ASN:HD22	1.90	0.75
1:O:2064:U:H2'	1:O:2065:C:H6	1.50	0.75
6:A:179:MET:HG2	6:A:186:TRP:HB2	1.69	0.75
18:M:61:ALA:HB3	18:M:88:ALA:HB2	1.67	0.75
8:C:104:ASP:HA	8:C:107:ARG:NH1	2.02	0.75
1:O:1137:G:H5''	1:O:1138:G:OP1	1.86	0.75
1:O:2074:A:O2'	1:O:2076:U:OP2	2.05	0.75
1:O:196:G:O2'	1:O:198:A:N7	2.19	0.75
1:O:542:A:H5'	1:O:542:A:H8	1.51	0.75
1:O:2092:G:O6	1:O:2649:A:H2'	1.86	0.75
1:O:858:U:H2'	1:O:859:C:C6	2.22	0.75
3:2:46:ILE:HG21	17:L:87:MET:CG	2.12	0.75
1:O:1784:U:O2'	20:O:78:GLY:HA3	1.87	0.75
6:A:153:ARG:HH11	6:A:153:ARG:HB2	1.52	0.75
1:O:2243:C:O2'	17:L:25:TRP:HZ2	1.69	0.75
1:O:2816:A:H5''	1:O:2817:G:H5'	1.67	0.74
7:B:275:GLY:O	7:B:291:ASP:HA	1.87	0.74
17:L:164:THR:HG23	17:L:167:GLY:H	1.51	0.74
13:H:55:GLN:HE22	13:H:91:HIS:CD2	2.04	0.74
1:O:541:C:H2'	1:O:542:A:C5'	2.16	0.74
1:O:192:A:H4'	17:L:176:GLN:HE22	1.52	0.74
19:N:87:THR:O	19:N:91:GLN:HG3	1.85	0.74
20:O:87:ARG:HA	37:O:2038:HOH:O	1.86	0.74
1:O:1355:A:O2'	1:O:1356:A:H3'	1.88	0.74
9:D:99:ASP:HB3	9:D:103:ASN:H	1.53	0.74
1:O:1086:A:N6	27:V:11:VAL:HG11	2.02	0.74
18:M:86:LEU:O	18:M:90:LEU:HG	1.87	0.74
4:5:40:ARG:HG2	4:5:40:ARG:O	1.85	0.74

*Continued on next page...*

*Continued from previous page...*

Atom-1	Atom-2	Distance(Å)	Clash(Å)
1:0:1342:C:C2'	1:0:1343:C:H5'	2.16	0.74
1:0:282:C:H1'	1:0:368:C:N4	2.02	0.74
1:0:2300:A:H4'	1:0:2301:A:O5'	1.85	0.74
8:C:78:ARG:HH11	8:C:78:ARG:HG3	1.51	0.74
1:0:1249:U:H2'	1:0:1250:C:C6	2.23	0.74
1:0:289:G:O2'	1:0:290:C:H5'	1.88	0.74
1:0:2761:A:O2'	1:0:2762:C:H3'	1.88	0.74
18:M:183:ASP:OD2	18:M:186:LEU:HD12	1.87	0.74
5:9:25:G:H3'	5:9:26:C:C5'	2.18	0.74
1:0:1450:C:O2'	1:0:1494:A:H5'	1.86	0.74
1:0:2115:U:H2'	1:0:2116:U:C6	2.22	0.74
1:0:271:C:H4'	1:0:272:A:C5'	2.18	0.74
1:0:1589:G:H22	1:0:1605:G:H2'	1.51	0.74
1:0:1641:A:H2'	1:0:1642:A:H5'	1.69	0.74
1:0:2546:U:H5'	37:0:8349:HOH:O	1.87	0.74
3:2:46:ILE:HB	37:L:2070:HOH:O	1.87	0.73
14:I:107:ASN:HD21	14:I:109:TYR:HB2	1.52	0.73
6:A:100:PRO:HG2	6:A:103:VAL:HG21	1.69	0.73
6:A:140:LEU:HB3	6:A:141:PRO:HD2	1.70	0.73
18:M:48:VAL:CG1	18:M:55:ASP:HB3	2.18	0.73
28:W:37:LEU:HD13	28:W:85:VAL:HG21	1.69	0.73
7:B:179:LEU:O	7:B:183:GLU:HG2	1.87	0.73
17:L:172:GLY:O	17:L:183:VAL:HG11	1.89	0.73
1:0:962:C:H1'	18:M:5:ARG:NH1	2.04	0.73
5:9:69:U:OP1	18:M:4:PRO:HG3	1.88	0.73
17:L:87:MET:HB2	17:L:91:ILE:CD1	2.18	0.73
12:G:12:ILE:HD12	37:G:2002:HOH:O	1.88	0.73
15:J:64:MET:HA	15:J:67:GLN:HE21	1.53	0.73
1:0:1209:C:H2'	1:0:1210:G:H8	1.53	0.73
1:0:2811:A:H4'	1:0:2812:A:O5'	1.87	0.73
1:0:2790:C:H5'	37:0:8834:HOH:O	1.88	0.73
1:0:1292:G:H4'	37:0:5624:HOH:O	1.88	0.73
1:0:771:G:P	17:L:79:LYS:HG3	2.28	0.73
18:M:87:LEU:HD12	18:M:186:LEU:HD21	1.70	0.73
1:0:761:A:H4'	1:0:762:C:O5'	1.88	0.73
1:0:496:G:H4'	1:0:497:A:OP1	1.86	0.73
8:C:72:LYS:HG2	8:C:77:ALA:HA	1.70	0.73
19:N:25:VAL:HG23	19:N:26:TRP:N	2.03	0.73
1:0:1589:G:H4'	37:0:6618:HOH:O	1.88	0.73
37:0:5876:HOH:O	14:I:65:ASN:HB3	1.87	0.73
1:0:2552:C:O2'	1:0:2553:A:H3'	1.89	0.73
37:J:2050:HOH:O	25:T:37:GLU:HB3	1.88	0.73

*Continued on next page...*

*Continued from previous page...*

Atom-1	Atom-2	Distance(Å)	Clash(Å)
1:0:157:G:H4'	17:L:95:LYS:HE2	1.70	0.73
1:0:675:U:H2'	1:0:676:C:H5'	1.71	0.73
1:0:1293:U:H5'	29:X:154:ARG:HH21	1.54	0.73
5:9:77:A:O2'	5:9:78:G:H4'	1.89	0.73
9:D:135:VAL:HG22	9:D:136:ARG:N	2.02	0.73
18:M:67:ALA:HA	18:M:71:TRP:HB3	1.71	0.72
37:0:8837:HOH:O	10:E:143:GLN:HG2	1.89	0.72
4:5:35:VAL:HG12	4:5:39:VAL:CG1	2.18	0.72
13:H:71:TYR:C	13:H:73:GLN:H	1.92	0.72
1:0:1853:C:H4'	6:A:217:ARG:NH2	2.03	0.72
1:0:882:A:H5''	1:0:883:U:OP2	1.87	0.72
1:0:2416:G:H2'	1:0:2417:C:C6	2.24	0.72
5:9:56:A:C2'	5:9:57:A:H5''	2.18	0.72
1:0:1603:A:H5'	1:0:1605:G:O4'	1.89	0.72
1:0:1446:U:H3'	23:R:55:GLN:OE1	1.89	0.72
8:C:127:ARG:HD3	8:C:129:HIS:HE1	1.54	0.72
1:0:1730:G:H5'	1:0:1731:C:C6	2.25	0.72
1:0:907:A:H2'	1:0:908:A:H8	1.54	0.72
3:2:60:LYS:HG3	3:2:61:PRO:HD2	1.72	0.72
3:2:86:GLY:HA2	37:2:2060:HOH:O	1.88	0.72
3:2:24:LYS:HE3	3:2:90:PHE:CE1	2.21	0.72
1:0:2441:U:H4'	16:K:53:ARG:HD2	1.71	0.72
31:Z:21:ARG:HD2	31:Z:37:CYS:SG	2.29	0.72
1:0:1160:G:H5'	1:0:1161:A:C5'	2.05	0.72
1:0:272:A:H3'	37:0:4061:HOH:O	1.89	0.72
10:E:152:THR:HG21	10:E:165:GLY:HA2	1.72	0.72
15:J:81:ARG:HB2	15:J:87:ARG:NH1	2.04	0.72
4:5:35:VAL:HG12	4:5:39:VAL:HG12	1.69	0.72
26:U:27:LEU:HA	26:U:49:LEU:HD13	1.71	0.72
8:C:5:ILE:HD11	8:C:16:VAL:CG2	2.20	0.72
1:0:1450:C:H4'	1:0:1451:C:OP2	1.89	0.72
27:V:35:VAL:HG23	27:V:41:TYR:CD2	2.25	0.72
13:H:31:PHE:CD2	13:H:85:ILE:HG23	2.25	0.72
7:B:154:VAL:HG12	7:B:156:LYS:HG2	1.71	0.72
1:0:2474:A:H4'	1:0:2475:C:O5'	1.90	0.72
27:V:141:HIS:HB2	27:V:146:ILE:HG12	1.70	0.72
6:A:35:GLY:O	6:A:36:ASP:HB3	1.90	0.72
4:5:29:LYS:O	4:5:33:VAL:HG23	1.90	0.72
1:0:1819:G:H5'	37:0:7041:HOH:O	1.90	0.72
1:0:1730:G:H5'	1:0:1731:C:H6	1.55	0.72
1:0:2483:A:H5'	1:0:2484:U:OP2	1.89	0.72
1:0:1923:G:H4'	3:2:31:THR:O	1.90	0.72

*Continued on next page...*

*Continued from previous page...*

Atom-1	Atom-2	Distance(Å)	Clash(Å)
10:E:23:GLU:HG2	10:E:28:SER:HB3	1.71	0.72
26:U:12:THR:HG22	26:U:15:GLU:CG	2.12	0.71
1:O:2072:G:H2'	37:O:7541:HOH:O	1.89	0.71
25:T:9:CYS:SG	25:T:11:THR:HG23	2.29	0.71
14:I:74:ARG:O	14:I:78:ILE:HG12	1.90	0.71
24:S:43:ASN:HD22	24:S:108:ARG:NH2	1.88	0.71
2:1:39:ARG:HG2	37:1:2025:HOH:O	1.89	0.71
11:F:91:VAL:CG1	11:F:92:GLY:H	1.94	0.71
13:H:162:SER:CB	13:H:163:PRO:HD3	2.19	0.71
1:O:2135:A:O4'	1:O:2243:C:N4	2.23	0.71
1:O:2415:A:H2'	1:O:2416:G:H5'	1.73	0.71
17:L:57:LYS:HG2	17:L:58:GLN:H	1.53	0.71
1:O:2469:A:H4'	37:O:7670:HOH:O	1.88	0.71
8:C:25:PRO:HG2	37:C:2016:HOH:O	1.90	0.71
1:O:939:A:H4'	1:O:940:G:O5'	1.88	0.71
1:O:1735:C:O2'	1:O:1736:A:H5'	1.90	0.71
9:D:95:THR:C	9:D:97:GLN:H	1.90	0.71
17:L:68:ARG:HD3	17:L:68:ARG:O	1.90	0.71
2:1:36:ASN:HA	37:1:2033:HOH:O	1.91	0.71
1:O:2755:G:H1'	37:O:8796:HOH:O	1.91	0.71
8:C:61:PHE:HB3	37:C:2044:HOH:O	1.90	0.71
23:R:6:LYS:HB2	23:R:27:ALA:O	1.91	0.71
5:9:25:G:H3'	5:9:26:C:H5'	1.72	0.71
1:O:1829:A:H61	30:Y:18:TYR:H	1.38	0.71
37:O:5669:HOH:O	29:X:165:GLU:HB3	1.89	0.71
1:O:2421:G:H1'	37:O:8056:HOH:O	1.90	0.71
27:V:68:THR:HG23	27:V:69:ARG:HG2	1.73	0.71
1:O:1244:U:OP1	14:I:18:ILE:HD13	1.90	0.71
24:S:69:LYS:O	24:S:71:VAL:HG23	1.90	0.71
17:L:66:ALA:O	17:L:67:ILE:HD13	1.90	0.71
1:O:31:C:OP2	24:S:8:ARG:HD2	1.90	0.71
28:W:20:GLU:HG3	28:W:21:PRO:HD2	1.71	0.71
6:A:9:ARG:HG2	6:A:16:PHE:CD2	2.25	0.71
1:O:2659:U:H4'	37:Q:2041:HOH:O	1.91	0.71
8:C:129:HIS:CE1	8:C:231:ARG:HA	2.26	0.71
27:V:21:LEU:HD22	27:V:26:ILE:CD1	2.17	0.71
5:9:3:A:N6	5:9:22:G:H1'	2.06	0.71
13:H:58:HIS:HA	13:H:61:LEU:HD23	1.73	0.71
6:A:101:GLU:OE2	6:A:131:HIS:HB2	1.91	0.71
7:B:216:LYS:HA	37:B:2080:HOH:O	1.91	0.71
30:Y:31:ILE:O	30:Y:35:LYS:HG3	1.91	0.71
7:B:217:ARG:HG3	7:B:257:THR:HG22	1.73	0.71

*Continued on next page...*

*Continued from previous page...*

Atom-1	Atom-2	Distance(Å)	Clash(Å)
1:0:2081:A:H4'	14:I:69:TYR:CE1	2.26	0.71
8:C:242:GLU:HG3	37:C:2157:HOH:O	1.90	0.71
1:0:1160:G:C5'	1:0:1161:A:H5'	2.06	0.70
1:0:631:A:N7	1:0:2074:A:H5'	2.05	0.70
1:0:1417:G:O2'	1:0:1418:U:H6	1.73	0.70
37:0:5412:HOH:O	21:P:92:ARG:HG3	1.91	0.70
24:S:48:VAL:HG22	24:S:97:ARG:C	2.11	0.70
1:0:1505:U:H5''	1:0:1506:U:OP2	1.91	0.70
3:2:11:CYS:SG	3:2:71:CYS:HB2	2.30	0.70
1:0:328:U:H5''	1:0:329:A:OP2	1.91	0.70
1:0:138:U:OP2	1:0:139:C:H5	1.73	0.70
1:0:1811:A:C2	1:0:2752:C:H1'	2.25	0.70
29:X:155:ARG:HD2	37:X:2057:HOH:O	1.91	0.70
18:M:119:GLN:O	18:M:123:ILE:HG13	1.91	0.70
6:A:162:GLY:HA3	30:Y:73:THR:HG21	1.74	0.70
6:A:88:ILE:HG22	6:A:88:ILE:O	1.92	0.70
18:M:62:HIS:HB3	18:M:65:ASP:OD1	1.92	0.70
10:E:11:VAL:HG12	10:E:12:ASP:N	2.07	0.70
1:0:105:G:O2'	1:0:106:A:H5'	1.91	0.70
1:0:2419:U:H5''	1:0:2420:G:H5'	1.71	0.70
16:K:143:THR:HG22	16:K:144:ASP:N	2.07	0.70
1:0:2783:A:H2'	1:0:2784:A:C8	2.26	0.70
4:5:35:VAL:O	4:5:39:VAL:HG13	1.91	0.70
1:0:1417:G:HO2'	1:0:1418:U:H6	1.40	0.70
37:0:6425:HOH:O	31:Z:46:ARG:HA	1.91	0.70
37:9:2067:HOH:O	18:M:107:ASN:HB3	1.91	0.70
27:V:4:LEU:HD23	27:V:54:PHE:HB3	1.73	0.70
13:H:150:LYS:HB2	13:H:157:ILE:HD12	1.74	0.70
10:E:69:ILE:HA	10:E:72:MET:CE	2.22	0.70
1:0:2874:G:H3'	37:0:8959:HOH:O	1.91	0.70
9:D:57:THR:HG23	9:D:63:ILE:HG22	1.74	0.70
6:A:199:HIS:HD2	6:A:201:PHE:N	1.86	0.70
27:V:151:GLU:O	27:V:154:ARG:HB3	1.91	0.70
1:0:1701:A:H4'	1:0:1702:U:O5'	1.91	0.70
1:0:2656:G:O2'	1:0:2657:G:H5'	1.91	0.70
19:N:105:ASN:HD21	19:N:109:SER:H	1.37	0.70
8:C:214:THR:HG22	8:C:216:SER:H	1.57	0.70
24:S:41:ARG:HH11	24:S:41:ARG:HG2	1.57	0.70
5:9:48:C:H4'	18:M:141:ARG:HH21	1.55	0.70
27:V:88:THR:HG23	27:V:110:GLN:NE2	2.07	0.69
7:B:175:LEU:C	7:B:175:LEU:HD23	2.13	0.69
1:0:569:A:H5''	1:0:587:A:N1	2.06	0.69

*Continued on next page...*

*Continued from previous page...*

Atom-1	Atom-2	Distance(Å)	Clash(Å)
15:J:10:GLN:H	15:J:10:GLN:HE21	1.37	0.69
3:2:47:GLY:HA2	17:L:83:SER:HB2	1.74	0.69
8:C:72:LYS:HG2	8:C:77:ALA:CA	2.21	0.69
1:0:2463:A:H4'	1:0:2464:C:OP2	1.91	0.69
1:0:204:A:H2'	1:0:205:U:H5'	1.74	0.69
17:L:87:MET:SD	17:L:91:ILE:HD11	2.32	0.69
9:D:19:GLU:O	9:D:20:LYS:HG2	1.92	0.69
9:D:154:LYS:HD2	9:D:154:LYS:N	2.03	0.69
27:V:88:THR:HG22	27:V:89:ASP:H	1.57	0.69
18:M:113:SER:HB2	37:M:2040:HOH:O	1.92	0.69
1:0:450:C:H1'	37:0:4307:HOH:O	1.93	0.69
1:0:2303:A:H1'	37:0:5479:HOH:O	1.92	0.69
1:0:2493:C:H2'	1:0:2525:G:H1	1.56	0.69
15:J:115:ARG:HG3	15:J:116:GLU:N	2.08	0.69
21:P:75:ILE:CD1	21:P:84:ILE:HD11	2.21	0.69
1:0:2791:U:O2'	1:0:2792:A:H5''	1.93	0.69
1:0:148:A:O2'	1:0:149:G:H5'	1.93	0.69
1:0:281:U:H2'	1:0:282:C:O4'	1.93	0.69
1:0:1328:A:OP1	29:X:169:ARG:HD2	1.92	0.69
1:0:545:G:H8	1:0:545:G:H5'	1.57	0.69
1:0:2435:U:OP1	3:2:28:GLY:HA3	1.92	0.69
1:0:1104:C:H4'	14:I:88:PRO:HD3	1.75	0.69
27:V:81:ASP:OD1	27:V:92:ASP:HB2	1.90	0.69
13:H:4:ALA:HB3	37:H:2003:HOH:O	1.91	0.69
1:0:2269:C:H2'	1:0:2270:G:O4'	1.92	0.69
17:L:9:ARG:HG3	37:L:2034:HOH:O	1.91	0.69
14:I:127:ILE:N	35:I:1147:CL:CL	2.57	0.69
37:0:5664:HOH:O	27:V:10:GLU:HG2	1.92	0.69
1:0:1697:G:H1'	37:0:5180:HOH:O	1.93	0.69
1:0:2636:C:H3'	37:0:8580:HOH:O	1.92	0.69
7:B:162:MET:CE	7:B:308:LEU:HD21	2.21	0.69
1:0:1116:U:H3	1:0:1246:A:H62	1.41	0.69
1:0:2654:C:H5'	37:0:8634:HOH:O	1.92	0.69
1:0:1486:A:H3'	1:0:1486:A:OP1	1.93	0.69
1:0:2453:G:H5''	37:K:2053:HOH:O	1.92	0.69
1:0:1340:G:O2'	1:0:1341:A:C8	2.45	0.69
9:D:27:ILE:HG22	9:D:28:GLY:N	2.04	0.68
6:A:88:ILE:HD13	6:A:100:PRO:HD3	1.74	0.68
1:0:1579:C:H4'	1:0:1580:A:OP1	1.91	0.68
17:L:155:HIS:CE1	17:L:158:ARG:HE	2.10	0.68
19:N:77:ALA:HA	19:N:96:VAL:O	1.93	0.68
1:0:21:G:H4'	22:Q:2:ILE:HG22	1.74	0.68

*Continued on next page...*



*Continued from previous page...*

Atom-1	Atom-2	Distance(Å)	Clash(Å)
1:0:587:A:H5''	1:0:588:G:OP1	1.94	0.68
20:O:10:ALA:HA	20:O:13:VAL:HG12	1.75	0.68
5:9:55:U:H5''	5:9:56:A:OP1	1.93	0.68
1:0:962:C:H5''	37:0:5446:HOH:O	1.93	0.68
37:0:8143:HOH:O	3:2:61:PRO:HD3	1.93	0.68
17:L:88:VAL:HG12	37:L:2074:HOH:O	1.93	0.68
6:A:27:LEU:HD11	6:A:55:VAL:HG21	1.75	0.68
1:0:1525:G:H2'	1:0:1526:A:C8	2.27	0.68
1:0:339:A:H4'	1:0:340:A:OP1	1.93	0.68
1:0:2488:A:H1'	37:0:8474:HOH:O	1.91	0.68
1:0:25:A:H5'	37:0:4318:HOH:O	1.93	0.68
16:K:37:LYS:HA	37:K:2040:HOH:O	1.94	0.68
1:0:1831:U:H2'	1:0:1832:G:H5'	1.75	0.68
8:C:104:ASP:O	8:C:108:GLN:HG3	1.93	0.68
6:A:93:THR:HG23	6:A:154:ALA:O	1.94	0.68
7:B:225:GLY:HA3	37:B:2092:HOH:O	1.92	0.68
8:C:165:ASP:O	8:C:168:ARG:HB3	1.92	0.68
1:0:870:G:H2'	1:0:871:G:C5'	2.16	0.68
13:H:14:TYR:H	13:H:91:HIS:CE1	2.12	0.68
14:I:36:VAL:HB	14:I:101:VAL:HG13	1.75	0.68
1:0:1596:U:H2'	1:0:1598:A:OP2	1.93	0.68
19:N:105:ASN:HD21	19:N:109:SER:N	1.92	0.68
10:E:133:VAL:HG12	10:E:141:VAL:HG13	1.75	0.68
17:L:97:ILE:HD12	17:L:127:LYS:HD2	1.75	0.68
7:B:201:ASP:HB2	7:B:312:ARG:HD2	1.74	0.68
5:9:28:U:H2'	5:9:29:C:C6	2.28	0.68
6:A:51:ARG:HB2	37:A:2036:HOH:O	1.93	0.68
1:0:554:G:H4'	1:0:555:U:O5'	1.93	0.68
7:B:215:VAL:HB	7:B:234:ARG:HH12	1.58	0.68
17:L:35:PRO:CG	17:L:38:VAL:HG23	2.24	0.68
21:P:86:VAL:HG13	21:P:91:LEU:HD11	1.76	0.68
1:0:1400:C:O2'	1:0:1401:G:H5'	1.94	0.68
1:0:2489:G:H1'	37:0:8236:HOH:O	1.92	0.68
30:Y:38:LYS:HE2	30:Y:45:LYS:HE2	1.75	0.68
29:X:189:ASN:HA	29:X:217:ILE:HD11	1.76	0.68
11:F:13:GLU:OE2	11:F:78:GLU:HG2	1.94	0.68
5:9:41:C:O4'	9:D:50:VAL:HG23	1.94	0.68
1:0:130:C:H2'	37:0:3402:HOH:O	1.94	0.68
1:0:2403:C:H3'	37:0:8028:HOH:O	1.94	0.68
26:U:12:THR:CG2	26:U:15:GLU:HG3	2.18	0.67
1:0:1834:C:H2'	1:0:1840:A:N6	2.09	0.67
7:B:238:ASN:HD22	7:B:240:GLY:N	1.90	0.67

*Continued on next page...*



*Continued from previous page...*

Atom-1	Atom-2	Distance(Å)	Clash(Å)
5:9:12:C:H2'	37:9:2148:HOH:O	1.93	0.67
1:0:2751:C:H3'	37:0:8793:HOH:O	1.94	0.67
6:A:110:SER:HB2	6:A:117:LYS:HG3	1.76	0.67
1:0:485:A:H4'	1:0:486:A:H5'	1.76	0.67
1:0:30:U:H4'	1:0:31:C:OP1	1.92	0.67
17:L:20:ILE:HA	17:L:23:LEU:HB2	1.76	0.67
9:D:166:ILE:HD12	37:D:2050:HOH:O	1.95	0.67
1:0:547:A:H3'	37:0:4517:HOH:O	1.92	0.67
18:M:58:LEU:N	18:M:58:LEU:HD12	2.10	0.67
1:0:877:G:H1'	37:0:5222:HOH:O	1.94	0.67
37:0:3047:HOH:O	24:S:9:LYS:HD2	1.94	0.67
1:0:1771:U:H4'	30:Y:20:LEU:HD21	1.75	0.67
13:H:118:PRO:HD2	37:H:2021:HOH:O	1.94	0.67
37:0:4184:HOH:O	17:L:14:ARG:HG2	1.94	0.67
11:F:20:LEU:O	11:F:23:ALA:HB3	1.94	0.67
1:0:506:G:H3'	37:0:4438:HOH:O	1.92	0.67
9:D:23:VAL:HG12	9:D:130:VAL:HG22	1.76	0.67
1:0:509:A:H4'	1:0:511:A:H5''	1.77	0.67
1:0:2536:C:H3'	37:0:8319:HOH:O	1.94	0.67
30:Y:48:LYS:HG2	37:Y:2021:HOH:O	1.93	0.67
27:V:80:ASP:O	27:V:84:VAL:HG23	1.95	0.67
1:0:2414:A:H2'	1:0:2415:A:C8	2.30	0.67
1:0:2783:A:H3'	37:0:8841:HOH:O	1.93	0.67
1:0:2887:G:H2'	1:0:2888:U:C6	2.30	0.67
1:0:659:A:H5''	37:0:4714:HOH:O	1.94	0.67
1:0:1123:A:N1	1:0:1238:C:H5'	2.10	0.67
8:C:118:THR:HG22	8:C:137:PRO:HB3	1.76	0.67
1:0:631:A:C6	1:0:2074:A:H5'	2.30	0.67
6:A:153:ARG:CB	6:A:153:ARG:HH11	2.07	0.67
1:0:2114:C:O2'	1:0:2115:U:H5'	1.94	0.67
1:0:746:A:H4'	1:0:747:G:H5'	1.77	0.67
22:Q:99:ALA:HB1	22:Q:109:MET:CE	2.23	0.67
5:9:114:G:H2'	5:9:115:C:C6	2.30	0.67
1:0:2578:G:H5'	1:0:2578:G:H8	1.60	0.67
7:B:72:THR:O	37:B:2029:HOH:O	2.12	0.67
8:C:218:VAL:HG12	37:C:2160:HOH:O	1.94	0.67
1:0:12:U:H2'	1:0:13:G:H5'	1.76	0.67
13:H:150:LYS:O	13:H:150:LYS:HG2	1.94	0.67
9:D:99:ASP:CB	9:D:103:ASN:H	2.08	0.67
1:0:2379:G:H4'	1:0:2380:A:C5'	2.24	0.67
1:0:31:C:H2'	37:0:4342:HOH:O	1.95	0.67
1:0:2769:C:C2'	1:0:2770:G:H5'	2.25	0.67

*Continued on next page...*

*Continued from previous page...*

Atom-1	Atom-2	Distance(Å)	Clash(Å)
7:B:168:GLY:H	7:B:174:ARG:HD3	1.60	0.67
17:L:43:PRO:HG3	17:L:62:VAL:HG21	1.77	0.67
13:H:47:GLU:HB3	13:H:133:ILE:CD1	2.24	0.66
1:0:185:G:H4'	1:0:186:A:OP1	1.95	0.66
1:0:541:C:C2'	1:0:542:A:H5''	2.24	0.66
1:0:1051:C:H2'	1:0:1052:G:O4'	1.95	0.66
24:S:43:ASN:ND2	24:S:108:ARG:CZ	2.58	0.66
24:S:48:VAL:HG22	24:S:97:ARG:O	1.94	0.66
1:0:1579:C:O2'	1:0:1580:A:C8	2.49	0.66
29:X:95:THR:N	29:X:237:GLU:N	2.43	0.66
9:D:64:ARG:HB3	9:D:67:ASP:OD2	1.95	0.66
1:0:1151:G:O2'	1:0:1214:G:N2	2.28	0.66
1:0:1316:G:O2'	1:0:1340:G:N2	2.28	0.66
10:E:31:ARG:NH1	37:E:2010:HOH:O	2.28	0.66
1:0:544:G:H2'	1:0:545:G:H5''	1.77	0.66
15:J:39:GLY:HA2	37:J:2025:HOH:O	1.96	0.66
27:V:13:MET:HE1	27:V:17:ILE:HG22	1.77	0.66
1:0:339:A:O2'	1:0:341:C:OP2	2.13	0.66
29:X:222:GLU:HB2	37:X:2092:HOH:O	1.95	0.66
20:O:101:GLN:NE2	20:O:131:PHE:HB2	2.09	0.66
1:0:1590:A:H61	1:0:1605:G:H1'	1.60	0.66
1:0:1855:G:H5'	1:0:1858:A:H1'	1.78	0.66
1:0:1386:G:H1'	37:0:6252:HOH:O	1.95	0.66
1:0:1189:A:H1'	1:0:1209:C:H1'	1.78	0.66
9:D:134:LEU:HD11	9:D:166:ILE:HD11	1.78	0.66
25:T:45:GLU:HB2	25:T:48:ASN:ND2	2.11	0.66
1:0:639:A:H2'	1:0:640:G:C8	2.31	0.66
15:J:22:ASP:HB2	37:J:2017:HOH:O	1.95	0.66
1:0:1308:A:H4'	8:C:225:PRO:O	1.95	0.66
1:0:2670:G:O2'	1:0:2671:U:H5'	1.96	0.66
1:0:817:G:O2'	1:0:818:A:H8	1.78	0.66
27:V:122:ARG:HH11	27:V:122:ARG:HG2	1.60	0.66
22:Q:39:THR:HB	22:Q:42:GLU:HG3	1.77	0.66
24:S:38:ARG:HG3	24:S:38:ARG:HH11	1.61	0.66
1:0:70:A:H4'	37:0:3180:HOH:O	1.94	0.66
1:0:2278:U:H5'	37:0:7771:HOH:O	1.95	0.66
27:V:48:VAL:HG12	27:V:52:VAL:CG1	2.25	0.66
13:H:48:LEU:HG	13:H:157:ILE:HG21	1.77	0.66
1:0:1691:A:H5''	1:0:1692:C:OP2	1.95	0.66
18:M:89:GLY:O	18:M:92:ALA:HB3	1.96	0.66
16:K:142:LEU:HG	16:K:146:GLY:HA3	1.78	0.66
1:0:1878:G:H1'	37:0:7193:HOH:O	1.95	0.66

*Continued on next page...*

*Continued from previous page...*

Atom-1	Atom-2	Distance(Å)	Clash(Å)
1:0:1115:U:H2'	1:0:1116:U:H6	1.60	0.66
1:0:1118:A:H2'	1:0:1119:G:H5''	1.78	0.66
1:0:558:C:H5'	37:0:4535:HOH:O	1.94	0.66
27:V:52:VAL:CG2	27:V:53:ALA:H	2.08	0.66
7:B:304:PRO:HD2	7:B:307:ARG:NH1	2.11	0.66
17:L:172:GLY:O	17:L:183:VAL:HG21	1.96	0.66
1:0:1187:U:H2'	37:0:5819:HOH:O	1.96	0.66
10:E:93:MET:CE	10:E:165:GLY:H	2.09	0.66
10:E:93:MET:HE1	10:E:165:GLY:N	2.11	0.66
25:T:45:GLU:HB2	25:T:48:ASN:HD22	1.61	0.66
2:1:41:HIS:N	2:1:45:ASN:HD22	1.94	0.66
20:O:13:VAL:HG21	20:O:41:ARG:HG2	1.78	0.66
6:A:65:ARG:O	6:A:66:ARG:HG3	1.94	0.66
17:L:38:VAL:C	17:L:63:VAL:HG13	2.17	0.65
1:0:1341:A:O2'	1:0:1342:C:O4'	2.13	0.65
1:0:541:C:H2'	1:0:542:A:H5'	1.78	0.65
6:A:217:ARG:HG2	6:A:229:ALA:HB2	1.77	0.65
1:0:938:G:H2'	37:0:5501:HOH:O	1.95	0.65
27:V:64:THR:O	27:V:68:THR:HG22	1.95	0.65
1:0:1215:A:O2'	1:0:1216:G:O4'	2.13	0.65
1:0:2472:C:O2'	1:0:2634:G:H4'	1.96	0.65
1:0:1438:G:H5''	1:0:1439:C:OP2	1.96	0.65
1:0:541:C:H2'	1:0:542:A:H5''	1.75	0.65
1:0:1886:A:N3	37:0:7216:HOH:O	2.28	0.65
13:H:149:ALA:C	13:H:151:MET:H	2.00	0.65
1:0:450:C:OP1	8:C:184:ARG:NH2	2.25	0.65
8:C:115:LEU:HD13	8:C:223:LEU:HD21	1.78	0.65
8:C:233:THR:HG22	8:C:234:VAL:H	1.62	0.65
1:0:816:G:C6	1:0:817:G:N1	2.64	0.65
28:W:21:PRO:HG2	28:W:24:LYS:HD3	1.79	0.65
1:0:236:A:H4'	1:0:237:G:OP1	1.96	0.65
11:F:48:VAL:HA	11:F:97:ALA:HA	1.79	0.65
6:A:168:PRO:O	6:A:170:VAL:HG23	1.97	0.65
1:0:2292:C:O2'	1:0:2464:C:OP2	2.15	0.65
24:S:43:ASN:HD22	24:S:108:ARG:CZ	2.10	0.65
11:F:99:THR:HA	37:F:2014:HOH:O	1.95	0.65
1:0:338:C:H4'	8:C:174:ILE:HD11	1.78	0.65
7:B:305:ASP:O	7:B:306:LYS:HB2	1.96	0.65
31:Z:28:HIS:CD2	31:Z:30:LYS:HB2	2.31	0.65
16:K:130:ARG:HA	37:K:2084:HOH:O	1.95	0.65
16:K:136:ALA:HB3	37:K:2085:HOH:O	1.95	0.65
5:9:78:G:HO2'	5:9:79:U:P	2.19	0.65

*Continued on next page...*

*Continued from previous page...*

Atom-1	Atom-2	Distance(Å)	Clash(Å)
13:H:148:ARG:O	13:H:151:MET:HB3	1.97	0.65
1:0:2353:A:H5''	1:0:2354:A:OP1	1.96	0.65
1:0:1741:U:H5'	1:0:1742:A:OP1	1.97	0.65
8:C:246:ARG:HH11	8:C:246:ARG:HB3	1.61	0.65
10:E:154:ILE:HD11	10:E:157:LYS:HE2	1.79	0.65
1:0:674:A:H2'	37:0:4743:HOH:O	1.96	0.65
1:0:711:G:H1'	37:0:4825:HOH:O	1.96	0.65
1:0:1777:G:H2'	37:0:6982:HOH:O	1.96	0.65
17:L:97:ILE:CD1	17:L:127:LYS:HD2	2.27	0.65
18:M:12:ARG:HB2	18:M:20:TYR:OH	1.96	0.65
13:H:44:ALA:HA	13:H:163:PRO:O	1.97	0.65
7:B:304:PRO:CD	7:B:307:ARG:NH1	2.60	0.65
23:R:77:VAL:O	23:R:81:ILE:HG13	1.96	0.65
1:0:1447:U:O4	23:R:13:LYS:HE2	1.96	0.65
21:P:21:ARG:HG2	21:P:22:GLY:N	2.11	0.65
1:0:1784:U:O2'	20:O:78:GLY:CA	2.45	0.65
1:0:1855:G:N2	1:0:1874:U:O2'	2.30	0.65
37:0:6428:HOH:O	31:Z:46:ARG:HB2	1.97	0.65
17:L:133:LEU:HD12	17:L:133:LEU:N	2.11	0.65
1:0:2241:C:H2'	1:0:2242:U:C6	2.31	0.65
12:G:20:VAL:O	12:G:24:VAL:HG23	1.96	0.65
1:0:920:C:H5''	1:0:921:G:O5'	1.97	0.65
1:0:1978:A:N7	1:0:1980:U:H2'	2.11	0.65
8:C:193:LEU:HD22	8:C:222:ASP:O	1.96	0.65
9:D:19:GLU:O	9:D:133:ASN:HB3	1.97	0.65
1:0:1829:A:H61	30:Y:18:TYR:N	1.95	0.65
1:0:1134:G:H4'	13:H:151:MET:HE1	1.78	0.65
7:B:140:LEU:HA	37:B:2050:HOH:O	1.95	0.65
25:T:46:ALA:HB1	25:T:52:THR:HG21	1.79	0.65
1:0:459:A:H5''	37:0:4341:HOH:O	1.97	0.65
1:0:1615:A:H4'	37:0:6654:HOH:O	1.97	0.65
13:H:137:ASN:O	13:H:139:ASP:N	2.30	0.65
1:0:485:A:H4'	1:0:486:A:C5'	2.27	0.65
28:W:74:ALA:HB2	28:W:85:VAL:HG13	1.79	0.65
1:0:2379:G:H4'	1:0:2380:A:O5'	1.96	0.65
13:H:26:LYS:HD2	13:H:28:ILE:HB	1.78	0.65
4:5:39:VAL:O	4:5:40:ARG:HD3	1.96	0.65
5:9:14:G:H5'	5:9:14:G:H8	1.61	0.65
1:0:639:A:H2'	1:0:640:G:H8	1.61	0.65
7:B:190:MET:HB3	37:B:2069:HOH:O	1.96	0.65
1:0:1372:A:H3'	37:0:6202:HOH:O	1.96	0.65
1:0:183:A:H5'	17:L:157:LEU:HD12	1.79	0.64

*Continued on next page...*

*Continued from previous page...*

Atom-1	Atom-2	Distance(Å)	Clash(Å)
1:0:330:C:H5''	1:0:331:A:H5'	1.78	0.64
1:0:453:A:N1	1:0:460:A:H2'	2.11	0.64
22:Q:111:ILE:HG23	22:Q:145:LEU:HD11	1.79	0.64
18:M:43:VAL:HG13	18:M:118:ILE:HD11	1.78	0.64
27:V:48:VAL:HG12	27:V:52:VAL:HG11	1.79	0.64
8:C:140:VAL:HB	37:C:2105:HOH:O	1.97	0.64
6:A:170:VAL:HG22	30:Y:22:ILE:HG23	1.79	0.64
1:0:1173:A:H4'	1:0:1174:A:C8	2.31	0.64
1:0:1087:G:O2'	1:0:1088:A:H8	1.80	0.64
1:0:564:G:H1'	37:0:4543:HOH:O	1.97	0.64
18:M:38:LYS:HD2	18:M:114:LYS:HE3	1.79	0.64
1:0:2735:U:H2'	1:0:2736:U:C6	2.33	0.64
1:0:256:C:H2'	1:0:257:G:O4'	1.98	0.64
13:H:50:VAL:HG21	13:H:125:VAL:HG11	1.79	0.64
28:W:15:ARG:NH1	28:W:15:ARG:HB3	2.08	0.64
14:I:13:ASP:OD1	14:I:15:ARG:HB3	1.97	0.64
1:0:2637:A:H5'	37:0:8579:HOH:O	1.98	0.64
18:M:61:ALA:CB	18:M:88:ALA:HB2	2.27	0.64
1:0:907:A:H2'	1:0:908:A:C8	2.32	0.64
8:C:33:LYS:HA	8:C:36:ARG:NH1	2.13	0.64
1:0:1967:U:O2'	1:0:1968:A:C8	2.51	0.64
15:J:72:VAL:HG11	15:J:121:PHE:CD1	2.33	0.64
7:B:248:ARG:O	7:B:251:VAL:HG12	1.98	0.64
8:C:236:THR:HG21	37:C:2108:HOH:O	1.96	0.64
1:0:1444:G:C5'	4:5:43:GLY:HA2	2.25	0.64
29:X:187:VAL:HG23	29:X:192:ASP:CB	2.24	0.64
5:9:1:U:H5''	5:9:3:A:OP1	1.97	0.64
1:0:855:U:H4'	1:0:856:G:O5'	1.97	0.64
22:Q:9:ASP:O	22:Q:13:THR:HB	1.97	0.64
13:H:71:TYR:O	13:H:73:GLN:N	2.31	0.64
16:K:92:ASP:OD1	16:K:94:ARG:HB2	1.98	0.64
7:B:248:ARG:NH2	37:B:2108:HOH:O	2.31	0.64
29:X:198:GLY:HA3	29:X:225:GLY:O	1.97	0.64
1:0:1234:U:C2	7:B:244:PRO:HB3	2.33	0.64
17:L:64:ARG:HD2	37:L:2023:HOH:O	1.97	0.64
27:V:125:HIS:HE1	37:V:2003:HOH:O	1.80	0.64
1:0:1316:G:H1'	1:0:1341:A:N6	2.12	0.64
1:0:92:G:H4'	26:U:44:GLY:HA3	1.79	0.64
1:0:1447:U:O2'	23:R:53:ASN:HB3	1.97	0.64
1:0:1685:A:H5''	1:0:1686:C:OP2	1.97	0.64
1:0:2379:G:H4'	1:0:2380:A:H5''	1.79	0.64
1:0:330:C:H5''	1:0:331:A:C5'	2.27	0.64

*Continued on next page...*

*Continued from previous page...*

Atom-1	Atom-2	Distance(Å)	Clash(Å)
1:0:1984:U:H1'	1:0:1986:G:OP2	1.98	0.64
26:U:56:ILE:O	26:U:60:GLN:HG3	1.97	0.64
1:0:1398:G:H2'	1:0:1399:A:C8	2.32	0.64
1:0:2896:A:H5'	1:0:2897:C:OP2	1.98	0.64
29:X:135:LYS:HB3	37:X:2040:HOH:O	1.98	0.64
29:X:152:LYS:HB3	29:X:160:LYS:HG3	1.80	0.64
37:C:2123:HOH:O	24:S:2:LYS:HE2	1.97	0.64
9:D:45:THR:HB	9:D:75:LEU:HD21	1.80	0.64
15:J:74:VAL:HG11	15:J:113:ILE:HG12	1.79	0.64
1:0:115:U:H1'	1:0:131:A:C8	2.33	0.64
22:Q:82:GLU:HG3	22:Q:83:LYS:N	2.13	0.64
1:0:1758:U:H2'	1:0:1759:A:O4'	1.98	0.64
1:0:2902:A:H5'	1:0:2903:C:OP1	1.97	0.64
1:0:731:U:H2'	1:0:732:C:C6	2.33	0.64
1:0:603:A:H4'	1:0:604:G:O5'	1.98	0.64
1:0:2823:G:O2'	1:0:2824:C:H5'	1.98	0.64
8:C:233:THR:HG22	8:C:234:VAL:N	2.12	0.64
30:Y:30:GLU:HA	30:Y:33:HIS:HB3	1.79	0.64
9:D:135:VAL:HG22	9:D:136:ARG:H	1.61	0.64
1:0:259:G:H21	17:L:58:GLN:NE2	1.95	0.64
1:0:813:C:H3'	37:O:5029:HOH:O	1.97	0.64
20:O:129:GLY:HA2	37:O:2060:HOH:O	1.96	0.64
6:A:43:VAL:HG21	6:A:59:GLU:HG3	1.79	0.64
9:D:20:LYS:HA	9:D:75:LEU:O	1.97	0.64
27:V:110:GLN:NE2	27:V:110:GLN:HA	2.13	0.64
13:H:27:LYS:H	13:H:58:HIS:CD2	2.14	0.64
17:L:12:TRP:CE2	17:L:20:ILE:HD11	2.33	0.64
20:O:10:ALA:HA	20:O:13:VAL:CG1	2.28	0.64
1:0:383:A:H2'	1:0:384:G:O4'	1.97	0.64
1:0:746:A:C6	19:N:65:LEU:HD13	2.33	0.64
1:0:2488:A:H61	1:0:2534:C:H42	1.45	0.64
13:H:5:MET:HG3	37:H:2003:HOH:O	1.98	0.64
10:E:49:ILE:HD11	10:E:69:ILE:HD12	1.80	0.64
8:C:246:ARG:NH1	8:C:246:ARG:HB3	2.13	0.64
1:0:1502:A:H2'	37:O:6482:HOH:O	1.97	0.64
1:0:2282:U:H3'	37:O:7792:HOH:O	1.97	0.64
1:0:2388:C:O2'	1:0:2389:U:H5'	1.98	0.64
5:9:23:U:H4'	5:9:24:U:OP2	1.98	0.63
37:O:7677:HOH:O	17:L:86:MET:HE3	1.98	0.63
9:D:95:THR:O	9:D:97:GLN:N	2.31	0.63
18:M:139:TRP:HA	18:M:139:TRP:CE3	2.31	0.63
1:0:1930:A:H2'	1:0:1931:A:C8	2.34	0.63

*Continued on next page...*

*Continued from previous page...*

Atom-1	Atom-2	Distance(Å)	Clash(Å)
14:I:17:CYS:HA	14:I:119:THR:O	1.98	0.63
17:L:84:LYS:HD3	37:L:2070:HOH:O	1.97	0.63
8:C:175:LYS:HD3	8:C:184:ARG:O	1.98	0.63
15:J:14:LYS:CB	15:J:45:PRO:HG2	2.23	0.63
27:V:6:GLN:HB2	27:V:26:ILE:HD12	1.80	0.63
13:H:14:TYR:N	13:H:91:HIS:CE1	2.67	0.63
1:O:766:A:O2'	1:O:767:A:O4'	2.16	0.63
1:O:1044:C:H5''	37:O:5529:HOH:O	1.99	0.63
10:E:69:ILE:HA	10:E:72:MET:HE2	1.80	0.63
6:A:186:TRP:CG	6:A:187:PRO:HA	2.34	0.63
37:O:8912:HOH:O	7:B:211:THR:HG23	1.98	0.63
1:O:2780:C:H1'	10:E:143:GLN:HE21	1.62	0.63
10:E:93:MET:HE1	10:E:165:GLY:H	1.62	0.63
1:O:558:C:H2'	1:O:559:U:C5'	2.29	0.63
15:J:34:VAL:HB	37:J:2020:HOH:O	1.99	0.63
1:O:657:G:OP1	8:C:27:ARG:NH2	2.31	0.63
1:O:797:A:C4'	30:Y:10:ARG:N	2.60	0.63
17:L:37:VAL:CG1	17:L:108:LYS:HG3	2.26	0.63
22:Q:106:GLY:HA2	22:Q:109:MET:HE3	1.80	0.63
1:O:2649:A:H5''	1:O:2650:U:OP1	1.99	0.63
29:X:226:ILE:HA	37:X:2097:HOH:O	1.97	0.63
13:H:3:GLY:HA2	13:H:57:ARG:HH12	1.62	0.63
28:W:30:MET:HE1	28:W:55:ASN:HA	1.81	0.63
13:H:17:ARG:HD3	13:H:23:ILE:HD12	1.81	0.63
6:A:19:PRO:HD3	37:A:2077:HOH:O	1.99	0.63
9:D:99:ASP:HB2	9:D:103:ASN:HB2	1.80	0.63
6:A:179:MET:HG2	6:A:186:TRP:CB	2.27	0.63
1:O:2462:G:O6	3:2:61:PRO:HG3	1.98	0.63
7:B:70:PRO:O	7:B:71:VAL:HG23	1.99	0.63
18:M:180:LEU:O	18:M:181:ASP:HB3	1.96	0.63
1:O:885:G:H5''	1:O:886:A:H5'	1.80	0.63
1:O:1835:U:C5	1:O:1840:A:N7	2.62	0.63
1:O:1115:U:H2'	1:O:1116:U:C6	2.34	0.63
1:O:2479:A:H3'	37:O:8199:HOH:O	1.98	0.63
1:O:2581:U:O2'	1:O:2601:A:O2'	2.17	0.63
7:B:215:VAL:HB	7:B:234:ARG:NH1	2.13	0.63
26:U:39:ALA:N	26:U:40:PRO:CD	2.61	0.63
13:H:26:LYS:HG2	13:H:28:ILE:H	1.63	0.63
8:C:78:ARG:HG3	8:C:78:ARG:NH1	2.11	0.63
10:E:81:GLU:HG2	10:E:134:SER:HB3	1.80	0.63
25:T:44:ARG:HB3	37:T:2003:HOH:O	1.99	0.63
1:O:1827:G:H2'	1:O:1828:G:C8	2.34	0.63

*Continued on next page...*



*Continued from previous page...*

Atom-1	Atom-2	Distance(Å)	Clash(Å)
15:J:75:ARG:HE	15:J:94:ALA:HB3	1.61	0.63
1:0:619:U:H3'	37:0:4604:HOH:O	1.99	0.63
30:Y:49:ARG:HD2	37:Y:2014:HOH:O	1.98	0.63
23:R:34:LYS:O	23:R:37:VAL:HB	1.99	0.63
22:Q:44:VAL:HG13	22:Q:89:LEU:CD2	2.28	0.63
26:U:39:ALA:N	26:U:40:PRO:HD2	2.13	0.63
1:0:2834:G:OP1	28:W:39:LYS:HE2	1.99	0.63
1:0:2837:U:O2'	7:B:307:ARG:NH1	2.31	0.62
12:G:12:ILE:HG22	12:G:12:ILE:O	1.99	0.62
11:F:39:SER:HB3	11:F:45:ALA:HB2	1.80	0.62
1:0:1242:A:OP2	14:I:60:ARG:NH2	2.29	0.62
17:L:104:ARG:O	17:L:108:LYS:HG2	1.99	0.62
23:R:73:ASP:OD1	23:R:75:GLN:HB2	2.00	0.62
6:A:192:VAL:CG1	6:A:207:GLN:HB3	2.30	0.62
22:Q:40:ALA:O	22:Q:44:VAL:HG23	1.99	0.62
8:C:107:ARG:NE	37:C:2088:HOH:O	2.32	0.62
12:G:12:ILE:HA	37:G:2003:HOH:O	1.99	0.62
1:0:858:U:H2'	1:0:859:C:H6	1.64	0.62
1:0:2769:C:H2'	1:0:2770:G:O4'	1.98	0.62
1:0:1151:G:HO2'	1:0:1214:G:N2	1.97	0.62
1:0:398:U:H2'	1:0:399:C:C6	2.34	0.62
7:B:214:PRO:HD2	37:B:2081:HOH:O	1.99	0.62
1:0:2468:A:H61	3:2:48:ASN:HD21	1.46	0.62
7:B:199:TYR:CE2	7:B:268:ARG:HB2	2.33	0.62
7:B:56:ASP:OD1	7:B:322:ARG:HB3	1.98	0.62
14:I:59:LYS:O	14:I:63:ILE:HG13	2.00	0.62
1:0:2681:A:H4'	1:0:2682:C:O5'	1.98	0.62
37:0:3474:HOH:O	17:L:108:LYS:HD2	1.99	0.62
5:9:13:A:H3'	5:9:14:G:C5'	2.29	0.62
17:L:139:PRO:O	17:L:140:ALA:CB	2.46	0.62
5:9:41:C:C6	9:D:50:VAL:HG21	2.33	0.62
21:P:41:LEU:HB3	21:P:52:PHE:CZ	2.33	0.62
1:0:1185:U:H2'	1:0:1186:C:C6	2.33	0.62
1:0:1666:C:C2'	1:0:1667:A:H5'	2.30	0.62
1:0:1946:C:O2'	1:0:1970:G:H1'	1.99	0.62
1:0:2362:A:H2'	1:0:2363:G:C8	2.33	0.62
27:V:48:VAL:O	27:V:52:VAL:HG12	2.00	0.62
1:0:1589:G:H22	1:0:1605:G:C2'	2.13	0.62
11:F:32:GLY:N	37:F:2011:HOH:O	2.29	0.62
1:0:1641:A:C8	1:0:1702:U:O4	2.52	0.62
17:L:164:THR:CG2	17:L:167:GLY:H	2.11	0.62
1:0:1760:G:H5'	1:0:1818:C:O2'	1.99	0.62

*Continued on next page...*



*Continued from previous page...*

Atom-1	Atom-2	Distance(Å)	Clash(Å)
6:A:125:ASN:HB3	6:A:158:VAL:HG12	1.80	0.62
1:0:2680:A:C4'	1:0:2681:A:OP1	2.44	0.62
27:V:88:THR:HG22	27:V:89:ASP:N	2.14	0.62
1:0:2316:G:O2'	1:0:2427:C:N4	2.32	0.62
1:0:1400:C:H1'	37:0:6254:HOH:O	2.00	0.62
1:0:2119:C:O2'	1:0:2120:U:H5'	2.00	0.62
28:W:25:ARG:HD3	28:W:64:ALA:O	1.99	0.62
23:R:25:GLN:HG2	23:R:65:VAL:HG22	1.81	0.62
1:0:1053:G:OP1	13:H:12:PRO:HG3	1.99	0.62
28:W:72:VAL:HG22	28:W:85:VAL:CG1	2.28	0.62
30:Y:18:TYR:HB3	30:Y:22:ILE:HG21	1.80	0.62
1:0:2312:G:C2'	1:0:2313:C:H5'	2.28	0.62
9:D:140:ARG:N	37:D:2040:HOH:O	2.32	0.62
1:0:2106:C:H1'	1:0:2484:U:O2	2.00	0.62
24:S:48:VAL:CG2	24:S:98:VAL:HA	2.30	0.62
1:0:2850:C:H5''	1:0:2851:G:OP2	1.99	0.62
1:0:934:C:H2'	1:0:935:G:C8	2.34	0.62
1:0:449:A:C8	8:C:43:LYS:HG2	2.34	0.62
8:C:16:VAL:HG12	8:C:17:ASP:N	2.15	0.62
24:S:20:HIS:O	24:S:23:VAL:HG22	2.00	0.62
1:0:2493:C:H3'	37:0:8243:HOH:O	2.00	0.62
15:J:34:VAL:HG22	15:J:47:ALA:HB2	1.82	0.62
1:0:2866:U:C5	25:T:50:GLU:HB2	2.35	0.62
16:K:72:ASN:O	16:K:76:LEU:HG	1.99	0.62
1:0:2071:C:H5'	37:0:7540:HOH:O	2.00	0.62
27:V:110:GLN:HE21	27:V:110:GLN:HA	1.63	0.62
37:0:4221:HOH:O	17:L:172:GLY:HA2	1.98	0.62
7:B:84:LEU:HD23	7:B:142:LEU:HD23	1.81	0.62
1:0:820:G:H5'	1:0:821:U:H5'	1.81	0.62
37:0:6025:HOH:O	8:C:187:ARG:HD3	1.99	0.62
27:V:52:VAL:CG2	27:V:53:ALA:N	2.62	0.62
13:H:35:ASN:ND2	13:H:79:ALA:O	2.32	0.62
8:C:1:MET:HG2	8:C:2:GLN:N	2.13	0.62
1:0:1652:C:H5''	1:0:1653:A:OP2	2.00	0.62
22:Q:119:VAL:O	22:Q:119:VAL:HG12	1.99	0.62
1:0:1123:A:C6	1:0:1238:C:H5'	2.35	0.62
28:W:25:ARG:HD2	37:W:2011:HOH:O	2.00	0.62
1:0:2820:A:H2'	1:0:2821:C:O4'	2.00	0.62
5:9:57:A:O2'	9:D:152:PRO:HD2	2.00	0.62
6:A:190:ARG:NH1	6:A:190:ARG:HB2	2.14	0.62
1:0:766:A:H2'	37:0:4935:HOH:O	2.00	0.62
8:C:130:GLU:HG2	8:C:168:ARG:HD3	1.82	0.62

*Continued on next page...*

*Continued from previous page...*

Atom-1	Atom-2	Distance(Å)	Clash(Å)
17:L:61:ILE:HA	37:L:2028:HOH:O	1.98	0.62
1:0:926:A:H1'	16:K:38:HIS:O	1.99	0.62
13:H:127:GLY:O	13:H:128:ALA:HB3	2.00	0.62
1:0:2424:U:H4'	21:P:6:PRO:HD2	1.82	0.62
18:M:151:ASP:HB3	37:M:2058:HOH:O	2.00	0.62
1:0:779:U:H5'	1:0:1836:A:N1	2.15	0.62
29:X:187:VAL:HB	37:X:2076:HOH:O	1.98	0.61
1:0:115:U:H1'	1:0:131:A:C5	2.35	0.61
6:A:125:ASN:CB	6:A:158:VAL:HG12	2.29	0.61
16:K:68:GLU:HA	37:K:2063:HOH:O	1.99	0.61
7:B:258:GLY:H	7:B:260:HIS:CE1	2.17	0.61
28:W:15:ARG:HH11	28:W:15:ARG:CB	2.08	0.61
19:N:25:VAL:HG23	19:N:26:TRP:H	1.65	0.61
1:0:2718:C:H4'	7:B:48:MET:SD	2.40	0.61
1:0:402:U:H2'	1:0:403:C:C6	2.35	0.61
31:Z:22:CYS:SG	31:Z:24:GLU:HB2	2.40	0.61
1:0:2004:U:H5''	1:0:2005:G:C8	2.34	0.61
1:0:2714:U:H2'	1:0:2715:G:C8	2.35	0.61
1:0:894:A:H2'	37:0:4915:HOH:O	2.00	0.61
1:0:1209:C:H2'	1:0:1210:G:C8	2.34	0.61
1:0:938:G:N2	1:0:1031:G:O2'	2.32	0.61
1:0:2506:A:H1'	37:0:8269:HOH:O	1.99	0.61
8:C:136:VAL:CG2	8:C:137:PRO:HA	2.21	0.61
2:1:21:VAL:HG23	2:1:36:ASN:HB2	1.81	0.61
9:D:97:GLN:O	9:D:97:GLN:HG2	2.00	0.61
1:0:1878:G:H2'	1:0:1879:U:C6	2.35	0.61
37:0:4062:HOH:O	7:B:18:ARG:HD3	2.00	0.61
1:0:1831:U:C2'	1:0:1832:G:H5'	2.29	0.61
1:0:1593:C:O2'	1:0:1594:C:H5'	2.01	0.61
1:0:1876:C:H4'	1:0:1877:G:OP2	2.01	0.61
5:9:9:C:OP2	5:9:10:C:H5	1.83	0.61
20:O:9:LEU:O	20:O:13:VAL:HG12	2.00	0.61
9:D:64:ARG:CD	9:D:67:ASP:HB3	2.30	0.61
7:B:71:VAL:HG11	7:B:296:LEU:HB3	1.82	0.61
26:U:64:GLY:O	26:U:65:ASP:HB2	2.00	0.61
37:0:4265:HOH:O	17:L:174:ARG:HD3	1.99	0.61
1:0:393:G:H5''	37:0:4211:HOH:O	2.01	0.61
23:R:57:THR:HG22	23:R:58:MET:N	2.15	0.61
11:F:27:GLY:HA3	11:F:101:ALA:O	2.01	0.61
7:B:27:ASN:N	7:B:27:ASN:HD22	1.98	0.61
2:1:40:ARG:HG3	2:1:45:ASN:CB	2.30	0.61
18:M:23:ARG:HA	18:M:26:LEU:HD23	1.83	0.61

*Continued on next page...*

*Continued from previous page...*

Atom-1	Atom-2	Distance(Å)	Clash(Å)
1:0:1299:G:O6	16:K:6:ARG:HD3	2.01	0.61
1:0:1189:A:H1'	1:0:1209:C:C1'	2.31	0.61
1:0:1148:C:O3'	1:0:1151:G:H5'	2.00	0.61
1:0:432:G:O2'	1:0:433:C:H5'	2.00	0.61
17:L:184:ARG:HB2	17:L:184:ARG:CZ	2.29	0.61
1:0:1594:C:OP2	20:O:120:ARG:HD2	2.01	0.61
17:L:98:GLN:O	17:L:102:GLU:HG3	2.00	0.61
10:E:23:GLU:HG2	10:E:28:SER:CB	2.31	0.61
14:I:126:ASN:HA	35:I:1147:CL:CL	2.38	0.61
1:0:1683:G:H4'	37:0:6732:HOH:O	2.00	0.61
6:A:200:PRO:HG2	6:A:225:VAL:HG21	1.81	0.61
1:0:544:G:H2'	1:0:545:G:C5'	2.31	0.61
1:0:596:C:H2'	1:0:597:A:H8	1.66	0.61
37:0:8419:HOH:O	7:B:3:PRO:HG2	2.00	0.61
1:0:1370:G:O2'	1:0:1371:U:OP2	2.19	0.61
1:0:1066:U:H2'	1:0:1067:A:C8	2.35	0.61
1:0:1105:C:C4'	1:0:1106:A:OP1	2.48	0.61
29:X:152:LYS:CB	29:X:160:LYS:HG3	2.31	0.61
13:H:83:PHE:HZ	13:H:146:TRP:HE1	1.49	0.61
1:0:777:U:H1'	31:Z:13:THR:HB	1.83	0.61
1:0:1504:A:O2'	1:0:1506:U:OP2	2.16	0.60
1:0:625:U:H5''	1:0:1044:C:N4	2.15	0.60
17:L:83:SER:HB3	37:L:2069:HOH:O	2.00	0.60
1:0:2754:G:O2'	1:0:2755:G:H5'	2.01	0.60
10:E:7:ILE:HD11	10:E:11:VAL:C	2.21	0.60
12:G:67:LEU:O	12:G:71:LEU:HG	2.01	0.60
1:0:1497:G:H4'	1:0:1627:G:O2'	2.01	0.60
1:0:213:G:N2	1:0:225:G:H2'	2.16	0.60
8:C:154:VAL:O	8:C:158:GLU:HG3	2.01	0.60
37:0:4609:HOH:O	29:X:150:LEU:HB2	2.01	0.60
1:0:1118:A:H3'	1:0:1118:A:C8	2.36	0.60
17:L:68:ARG:HB3	37:L:2047:HOH:O	2.00	0.60
1:0:284:C:H4'	1:0:285:A:OP2	2.01	0.60
1:0:2300:A:H2'	37:0:7834:HOH:O	2.01	0.60
37:0:7447:HOH:O	7:B:216:LYS:HE2	2.00	0.60
17:L:155:HIS:ND1	17:L:158:ARG:NE	2.46	0.60
6:A:72:GLU:CD	30:Y:76:GLY:HA3	2.22	0.60
1:0:2134:G:C6	1:0:2258:A:C8	2.89	0.60
7:B:144:THR:HG22	7:B:145:HIS:N	2.16	0.60
17:L:57:LYS:CG	17:L:58:GLN:H	2.14	0.60
11:F:117:GLU:C	11:F:119:ARG:H	2.03	0.60
1:0:1919:A:H4'	37:0:7252:HOH:O	2.01	0.60

*Continued on next page...*

*Continued from previous page...*

Atom-1	Atom-2	Distance(Å)	Clash(Å)
1:0:2625:C:H4'	37:0:8543:HOH:O	2.00	0.60
1:0:1333:U:H2'	1:0:1334:C:H6	1.66	0.60
15:J:74:VAL:CG2	15:J:96:VAL:HG23	2.31	0.60
1:0:2811:A:H4'	1:0:2812:A:C5'	2.30	0.60
1:0:2890:A:H1'	25:T:56:ARG:NH2	2.16	0.60
1:0:1080:C:H4'	1:0:1081:A:OP1	2.00	0.60
27:V:4:LEU:O	27:V:32:CYS:HA	2.02	0.60
5:9:25:G:C3'	5:9:26:C:H5'	2.32	0.60
1:0:1087:G:H4'	1:0:1088:A:OP1	2.00	0.60
25:T:8:TYR:CD2	25:T:36:CYS:HB3	2.36	0.60
37:0:3591:HOH:O	17:L:94:LYS:HE3	2.01	0.60
1:0:1488:U:H4'	1:0:1489:G:OP1	2.00	0.60
1:0:871:G:C5'	1:0:871:G:H8	2.05	0.60
11:F:63:ILE:HB	11:F:64:PRO:CD	2.28	0.60
1:0:1448:A:O2'	1:0:1450:C:OP2	2.14	0.60
3:2:22:VAL:HG11	3:2:67:LEU:HD13	1.82	0.60
1:0:2064:U:H2'	1:0:2065:C:C6	2.34	0.60
17:L:140:ALA:O	17:L:144:ASP:HB2	2.01	0.60
1:0:1748:U:O2	1:0:2034:U:H1'	2.01	0.60
1:0:2906:A:H5'	1:0:2907:C:O4'	2.01	0.60
10:E:83:GLY:O	10:E:169:THR:N	2.31	0.60
18:M:37:ARG:HG3	18:M:37:ARG:HH11	1.66	0.60
5:9:6:C:C5'	18:M:37:ARG:NH1	2.58	0.60
1:0:2072:G:C6	1:0:2533:C:H1'	2.36	0.60
23:R:51:GLN:HE21	23:R:53:ASN:HD21	1.47	0.60
18:M:139:TRP:HE3	18:M:139:TRP:HA	1.64	0.60
22:Q:111:ILE:HG23	22:Q:145:LEU:CD1	2.32	0.60
7:B:189:ALA:HB1	37:B:2068:HOH:O	2.00	0.60
8:C:127:ARG:HD3	8:C:129:HIS:CE1	2.36	0.60
9:D:25:MET:CE	9:D:41:LEU:HG	2.31	0.60
30:Y:37:HIS:HB2	30:Y:47:LEU:CB	2.29	0.60
2:1:40:ARG:HA	2:1:45:ASN:ND2	2.16	0.60
1:0:1132:A:H3'	37:0:5747:HOH:O	2.00	0.60
25:T:9:CYS:HA	25:T:52:THR:HG23	1.83	0.60
6:A:8:ARG:NH1	37:A:2011:HOH:O	2.35	0.60
2:1:49:GLU:HB2	37:1:2046:HOH:O	2.01	0.60
1:0:86:A:C2	2:1:25:VAL:HG13	2.37	0.60
1:0:2437:A:H2'	1:0:2438:G:C8	2.37	0.60
7:B:30:PRO:HB2	7:B:39:GLN:HE22	1.63	0.60
1:0:1315:G:O2'	29:X:211:ALA:HB3	2.02	0.60
1:0:1132:A:N6	1:0:1229:C:H2'	2.16	0.60
28:W:79:GLU:HG3	37:W:2023:HOH:O	2.02	0.60

*Continued on next page...*

*Continued from previous page...*

Atom-1	Atom-2	Distance(Å)	Clash(Å)
1:0:837:U:H5'	1:0:1737:A:OP1	2.01	0.60
1:0:79:G:N2	1:0:97:G:O2'	2.34	0.60
6:A:27:LEU:HD11	6:A:55:VAL:CG2	2.31	0.60
1:0:2760:C:H2'	37:0:8734:HOH:O	2.02	0.60
1:0:464:G:O2'	1:0:465:U:OP2	2.19	0.60
1:0:2089:A:O2'	1:0:2090:G:H5'	2.01	0.60
37:0:8131:HOH:O	3:2:79:LEU:HB2	2.02	0.60
4:5:26:THR:O	4:5:30:SER:HB3	2.01	0.60
14:I:131:THR:HB	14:I:134:GLU:HG3	1.82	0.60
7:B:217:ARG:HG3	7:B:257:THR:CG2	2.31	0.60
5:9:42:C:H2'	37:9:2064:HOH:O	2.00	0.60
1:0:2361:A:H2'	1:0:2362:A:C8	2.37	0.60
1:0:2505:G:O2'	1:0:2506:A:H5'	2.02	0.60
1:0:1862:C:H1'	37:0:7141:HOH:O	2.01	0.60
1:0:1058:A:H2'	1:0:1060:C:H5'	1.84	0.60
1:0:1877:G:H5''	37:A:2058:HOH:O	2.01	0.59
37:0:7883:HOH:O	3:2:84:ARG:HB3	2.02	0.59
1:0:458:G:N2	1:0:463:A:O2'	2.35	0.59
13:H:46:VAL:HG12	13:H:146:TRP:HZ3	1.66	0.59
7:B:139:ASP:HB2	7:B:165:ARG:HE	1.67	0.59
37:0:8822:HOH:O	7:B:267:LYS:HD3	2.00	0.59
1:0:631:A:C5	1:0:2074:A:C5'	2.83	0.59
5:9:57:A:H2'	5:9:58:G:H5'	1.84	0.59
1:0:2064:U:H5'	1:0:2652:U:O3'	2.01	0.59
1:0:290:C:H1'	37:0:4084:HOH:O	2.02	0.59
16:K:93:VAL:HG23	16:K:121:ILE:O	2.02	0.59
17:L:9:ARG:HA	37:L:2036:HOH:O	2.01	0.59
18:M:43:VAL:HG11	18:M:81:ALA:HA	1.84	0.59
1:0:650:C:O2'	1:0:651:U:H5'	2.02	0.59
10:E:20:ILE:CD1	10:E:40:VAL:HG11	2.28	0.59
17:L:114:VAL:HG21	17:L:159:THR:HG21	1.84	0.59
29:X:212:ARG:HB3	37:X:2086:HOH:O	2.01	0.59
18:M:22:GLN:HG2	18:M:26:LEU:HD22	1.84	0.59
20:O:101:GLN:HE22	20:O:131:PHE:HB2	1.67	0.59
1:0:955:A:H2'	1:0:956:G:O4'	2.01	0.59
1:0:380:A:H4'	1:0:381:G:OP1	2.00	0.59
1:0:797:A:H4'	30:Y:10:ARG:N	2.18	0.59
16:K:57:VAL:HG12	16:K:57:VAL:O	2.03	0.59
1:0:637:C:H2'	1:0:638:C:C6	2.36	0.59
2:1:49:GLU:H	31:Z:25:LYS:HD2	1.67	0.59
25:T:30:HIS:HB3	37:T:2012:HOH:O	2.01	0.59
1:0:2748:G:H3'	37:0:7449:HOH:O	2.01	0.59

*Continued on next page...*

*Continued from previous page...*

Atom-1	Atom-2	Distance(Å)	Clash(Å)
1:O:2747:C:H4'	1:O:2748:G:O5'	2.01	0.59
6:A:192:VAL:HG12	6:A:207:GLN:HB3	1.83	0.59
14:I:36:VAL:HG12	14:I:37:ALA:N	2.16	0.59
1:O:2857:C:H2'	1:O:2858:U:C6	2.37	0.59
1:O:1795:G:H2'	1:O:1796:A:O4'	2.01	0.59
20:O:143:ALA:HA	37:O:2064:HOH:O	2.03	0.59
1:O:1426:C:H2'	37:O:6336:HOH:O	2.01	0.59
1:O:2813:A:H2'	37:O:8880:HOH:O	2.02	0.59
28:W:20:GLU:CG	28:W:21:PRO:HD2	2.33	0.59
37:O:4270:HOH:O	17:L:52:LEU:HD23	2.02	0.59
26:U:29:ASN:O	26:U:33:VAL:HG23	2.02	0.59
1:O:706:G:HO2'	1:O:707:C:H6	1.49	0.59
7:B:85:ARG:NH1	37:B:2033:HOH:O	2.35	0.59
7:B:307:ARG:CB	7:B:307:ARG:HH11	2.14	0.59
4:5:39:VAL:C	4:5:40:ARG:HD3	2.23	0.59
24:S:48:VAL:HG23	24:S:98:VAL:HA	1.85	0.59
1:O:2758:G:H2'	1:O:2759:C:C6	2.38	0.59
1:O:2117:U:OP2	1:O:2271:G:N2	2.34	0.59
1:O:17:G:H2'	1:O:18:C:C6	2.37	0.59
1:O:131:A:OP2	1:O:141:C:H5	1.84	0.59
1:O:724:G:O2'	1:O:725:C:H5'	2.03	0.59
13:H:82:LYS:HB2	13:H:82:LYS:NZ	2.18	0.59
13:H:24:PRO:HG2	13:H:119:VAL:O	2.02	0.59
3:2:34:LYS:HD3	37:2:2019:HOH:O	2.01	0.59
20:O:83:LYS:HG3	20:O:84:ALA:H	1.68	0.59
8:C:140:VAL:N	37:C:2104:HOH:O	2.34	0.59
1:O:247:A:H2'	1:O:262:A:N6	2.17	0.59
1:O:2320:U:H5''	1:O:2321:A:O5'	2.02	0.59
18:M:86:LEU:HD12	18:M:125:ALA:HB2	1.85	0.59
1:O:771:G:OP2	17:L:79:LYS:HG3	2.03	0.59
13:H:41:THR:HA	37:H:2027:HOH:O	2.01	0.59
9:D:88:LEU:HB2	9:D:89:PRO:HD3	1.84	0.59
1:O:189:A:OP1	17:L:171:ARG:NH2	2.36	0.59
15:J:14:LYS:HG3	15:J:32:ILE:O	2.03	0.59
9:D:25:MET:SD	9:D:40:ILE:HD11	2.42	0.59
24:S:32:ARG:NH1	24:S:38:ARG:HH12	2.01	0.59
1:O:558:C:C2'	1:O:559:U:H5''	2.33	0.59
1:O:338:C:H4'	8:C:174:ILE:CD1	2.33	0.59
1:O:1967:U:O2'	1:O:1968:A:H8	1.83	0.59
1:O:2426:G:H1'	37:O:7879:HOH:O	2.01	0.59
30:Y:29:VAL:O	30:Y:33:HIS:HB2	2.03	0.58
1:O:1118:A:H3'	1:O:1118:A:H8	1.67	0.58

*Continued on next page...*

*Continued from previous page...*

Atom-1	Atom-2	Distance(Å)	Clash(Å)
13:H:62:GLU:HA	37:H:2034:HOH:O	2.03	0.58
1:0:366:U:H2'	1:0:367:G:O4'	2.03	0.58
18:M:87:LEU:CD1	18:M:186:LEU:HD21	2.33	0.58
22:Q:76:ASP:HA	37:Q:2041:HOH:O	2.03	0.58
31:Z:28:HIS:CD2	31:Z:31:LYS:HG3	2.38	0.58
1:0:1946:C:H2'	1:0:1971:G:C8	2.38	0.58
1:0:821:U:H3'	37:0:5049:HOH:O	2.02	0.58
1:0:2325:C:H2'	1:0:2326:U:C6	2.37	0.58
1:0:2275:G:H3'	37:0:7769:HOH:O	2.01	0.58
29:X:106:THR:HG23	29:X:107:PRO:HD2	1.84	0.58
9:D:23:VAL:HG21	9:D:45:THR:HG21	1.83	0.58
5:9:24:U:O2'	5:9:25:G:C4'	2.49	0.58
3:2:22:VAL:CG1	3:2:67:LEU:HD13	2.33	0.58
1:0:2674:G:H2'	1:0:2810:G:H22	1.68	0.58
1:0:1689:A:P	1:0:1689:A:H8	2.26	0.58
24:S:27:LEU:HD21	24:S:40:VAL:CG1	2.33	0.58
37:0:4120:HOH:O	24:S:2:LYS:HB3	2.02	0.58
26:U:8:ILE:HG21	26:U:59:ILE:HG13	1.84	0.58
1:0:1369:A:H5'	37:0:6189:HOH:O	2.03	0.58
5:9:96:C:H2'	5:9:97:U:C6	2.37	0.58
1:0:1563:G:O2'	1:0:1564:C:O5'	2.21	0.58
1:0:2251:G:H2'	1:0:2252:A:C8	2.37	0.58
26:U:1:THR:HG23	26:U:2:VAL:N	2.12	0.58
1:0:1316:G:H1'	1:0:1341:A:H62	1.67	0.58
1:0:895:A:H4'	37:0:5286:HOH:O	2.04	0.58
1:0:1187:U:O2'	1:0:1189:A:H2	1.86	0.58
1:0:30:U:OP2	8:C:181:ALA:HB2	2.02	0.58
7:B:212:GLN:HB2	7:B:257:THR:HG21	1.86	0.58
21:P:86:VAL:HG11	21:P:91:LEU:HD21	1.86	0.58
17:L:133:LEU:O	17:L:134:ILE:HD13	2.03	0.58
1:0:638:C:H2'	1:0:639:A:C8	2.38	0.58
6:A:66:ARG:HH11	6:A:66:ARG:HB2	1.67	0.58
1:0:221:G:H2'	1:0:222:A:C8	2.38	0.58
1:0:1329:A:N1	35:0:4037:CL:CL	2.73	0.58
1:0:2721:U:H4'	15:J:87:ARG:HG3	1.84	0.58
1:0:1446:U:H4'	1:0:1447:U:OP2	2.03	0.58
1:0:2811:A:O2'	1:0:2812:A:H5'	2.03	0.58
37:0:7883:HOH:O	3:2:62:THR:HB	2.03	0.58
18:M:20:TYR:N	37:M:2011:HOH:O	2.36	0.58
1:0:1666:C:H2'	1:0:1667:A:H5'	1.86	0.58
1:0:2118:A:H1'	37:0:7671:HOH:O	2.02	0.58
20:O:7:LYS:HD3	20:O:23:PHE:CZ	2.37	0.58

*Continued on next page...*



*Continued from previous page...*

Atom-1	Atom-2	Distance(Å)	Clash(Å)
1:0:2620:U:H4'	1:0:2621:U:OP1	2.03	0.58
1:0:1097:A:H2'	1:0:1098:A:C8	2.38	0.58
1:0:660:A:C4'	1:0:661:G:O5'	2.41	0.58
15:J:41:LYS:HG2	15:J:42:ASN:ND2	2.18	0.58
1:0:2445:U:H2'	1:0:2446:G:H8	1.67	0.58
10:E:125:GLU:O	10:E:132:THR:HG22	2.03	0.58
6:A:42:VAL:HG23	6:A:78:ASP:O	2.04	0.58
1:0:247:A:H2'	1:0:262:A:H61	1.68	0.58
1:0:262:A:HO2'	11:F:32:GLY:HA2	1.67	0.58
1:0:2780:C:H2'	1:0:2781:U:C6	2.38	0.58
6:A:13:THR:HA	37:A:2021:HOH:O	2.04	0.58
27:V:31:HIS:HB3	37:V:2020:HOH:O	2.02	0.58
13:H:163:PRO:HG2	37:H:2028:HOH:O	2.04	0.58
37:0:6674:HOH:O	6:A:22:ARG:HD3	2.04	0.58
2:1:41:HIS:H	2:1:45:ASN:ND2	1.99	0.58
1:0:263:U:H4'	1:0:264:G:OP2	2.04	0.58
1:0:1406:A:H2'	1:0:1701:A:H61	1.68	0.58
1:0:1249:U:H2'	1:0:1250:C:H6	1.67	0.58
37:0:3556:HOH:O	17:L:82:ARG:HD2	2.02	0.58
1:0:1328:A:C8	29:X:169:ARG:HD3	2.39	0.58
1:0:2271:G:H5''	1:0:2272:G:OP1	2.03	0.58
1:0:2445:U:H2'	1:0:2446:G:C8	2.38	0.58
18:M:78:MET:HB2	18:M:79:PRO:HD3	1.86	0.58
28:W:43:VAL:HG12	28:W:44:ASP:N	2.19	0.58
1:0:775:G:HO2'	1:0:881:C:H5	1.51	0.58
7:B:11:LEU:HD21	7:B:250:THR:HG22	1.85	0.58
1:0:37:A:H2'	1:0:38:G:C8	2.38	0.58
37:0:8722:HOH:O	7:B:206:THR:HB	2.02	0.58
29:X:189:ASN:CA	29:X:217:ILE:HD11	2.33	0.58
11:F:48:VAL:HG12	11:F:97:ALA:CB	2.33	0.58
1:0:1080:C:H5'	37:0:4601:HOH:O	2.02	0.58
10:E:116:THR:HG22	10:E:151:LEU:HD22	1.85	0.58
16:K:117:GLU:HG3	37:K:2079:HOH:O	2.02	0.58
13:H:65:ARG:HB3	37:H:2034:HOH:O	2.03	0.58
1:0:1701:A:C4'	1:0:1702:U:O5'	2.51	0.58
1:0:1689:A:N6	22:Q:131:GLY:HA2	2.19	0.58
18:M:67:ALA:HA	18:M:71:TRP:CB	2.32	0.58
1:0:221:G:O5'	16:K:46:LEU:HD22	2.04	0.58
7:B:102:THR:HG21	37:B:2038:HOH:O	2.02	0.58
19:N:42:GLU:N	37:N:2019:HOH:O	2.32	0.58
1:0:2043:U:O2'	1:0:2044:G:H5'	2.04	0.58
1:0:833:G:H4'	37:0:5087:HOH:O	2.02	0.58

*Continued on next page...*



*Continued from previous page...*

Atom-1	Atom-2	Distance(Å)	Clash(Å)
8:C:162:VAL:HG12	8:C:192:ILE:HD11	1.86	0.58
1:0:523:C:H2'	1:0:524:A:C8	2.39	0.58
1:0:25:A:O2'	1:0:26:U:H5'	2.04	0.58
1:0:2354:A:H2'	1:0:2354:A:N3	2.18	0.58
18:M:47:LEU:HD11	18:M:127:LEU:HD21	1.85	0.58
15:J:41:LYS:N	37:J:2028:HOH:O	2.36	0.58
1:0:368:C:H6	1:0:368:C:O5'	1.87	0.58
1:0:2526:C:H5'	1:0:2526:C:H6	1.68	0.58
1:0:544:G:C2'	1:0:545:G:H5''	2.33	0.58
10:E:84:MET:HG2	10:E:168:ILE:HD13	1.86	0.58
1:0:2712:G:H5'	37:J:2025:HOH:O	2.04	0.58
1:0:710:G:O2'	1:0:711:G:H5'	2.04	0.58
7:B:268:ARG:HH12	7:B:322:ARG:NH2	2.02	0.58
1:0:408:A:H2'	1:0:409:U:O4'	2.04	0.58
17:L:55:LYS:HB2	17:L:60:ILE:CD1	2.34	0.58
1:0:868:G:H4'	1:0:869:G:O5'	2.03	0.57
1:0:1117:A:N1	1:0:1244:U:H2'	2.18	0.57
2:1:42:TRP:CH2	2:1:43:ARG:HD2	2.39	0.57
7:B:51:VAL:HG13	7:B:53:LEU:HD13	1.86	0.57
5:9:43:G:O2'	5:9:44:A:OP2	2.19	0.57
1:0:1235:G:H5''	1:0:1236:A:OP1	2.04	0.57
1:0:213:G:O2'	1:0:214:U:OP2	2.22	0.57
9:D:86:THR:C	9:D:89:PRO:HD2	2.25	0.57
1:0:1023:C:O2'	1:0:1024:G:H5'	2.05	0.57
7:B:132:HIS:HB2	7:B:137:LEU:HD22	1.86	0.57
29:X:116:LEU:HD12	29:X:173:ALA:HB3	1.85	0.57
7:B:51:VAL:CG2	7:B:330:VAL:HG22	2.32	0.57
7:B:329:TYR:CE2	25:T:15:PRO:HG2	2.39	0.57
29:X:185:VAL:HG12	37:X:2076:HOH:O	2.03	0.57
5:9:22:G:O2'	5:9:24:U:H5'	2.04	0.57
1:0:1342:C:H2'	1:0:1343:C:H5'	1.85	0.57
1:0:542:A:H5'	1:0:542:A:C8	2.37	0.57
10:E:81:GLU:HA	10:E:133:VAL:O	2.03	0.57
13:H:3:GLY:HA2	13:H:57:ARG:NH1	2.19	0.57
37:0:3758:HOH:O	3:2:42:ARG:HD2	2.03	0.57
26:U:12:THR:HG23	26:U:14:ALA:H	1.68	0.57
9:D:23:VAL:O	9:D:23:VAL:HG23	2.05	0.57
1:0:1315:G:H2'	29:X:212:ARG:HB2	1.85	0.57
37:0:5899:HOH:O	14:I:47:THR:HG21	2.03	0.57
1:0:2321:A:C4'	1:0:2322:U:OP1	2.53	0.57
3:2:65:THR:CG2	3:2:67:LEU:HG	2.33	0.57
24:S:43:ASN:C	24:S:45:GLY:H	2.07	0.57

*Continued on next page...*

*Continued from previous page...*

Atom-1	Atom-2	Distance(Å)	Clash(Å)
17:L:74:ARG:NH1	17:L:74:ARG:HG3	2.19	0.57
1:0:876:A:C2'	1:0:877:G:H5'	2.34	0.57
1:0:2326:U:H4'	1:0:2412:G:H4'	1.85	0.57
1:0:1657:A:H2'	1:0:1658:A:C8	2.39	0.57
1:0:699:C:C2	1:0:744:G:C2	2.91	0.57
1:0:1351:G:H4'	1:0:1352:A:OP1	2.04	0.57
13:H:130:HIS:CD2	13:H:133:ILE:HD11	2.39	0.57
17:L:24:MET:HE1	17:L:120:VAL:O	2.03	0.57
17:L:37:VAL:HG11	17:L:108:LYS:CG	2.32	0.57
1:0:1408:U:H4'	1:0:1409:G:OP1	2.04	0.57
5:9:29:C:C2'	5:9:30:C:H5'	2.29	0.57
2:1:40:ARG:HG3	2:1:45:ASN:HB2	1.86	0.57
1:0:157:G:H4'	17:L:95:LYS:CE	2.33	0.57
1:0:2387:U:H2'	1:0:2388:C:C6	2.39	0.57
1:0:821:U:H5''	37:0:5051:HOH:O	2.03	0.57
16:K:7:GLN:HB3	16:K:13:HIS:ND1	2.19	0.57
1:0:898:G:H5''	1:0:899:C:OP2	2.04	0.57
1:0:844:A:H2'	37:0:5236:HOH:O	2.02	0.57
1:0:2900:G:H2'	1:0:2901:C:O4'	2.04	0.57
19:N:12:ALA:O	19:N:15:LYS:HB2	2.04	0.57
27:V:21:LEU:HD21	27:V:48:VAL:CG1	2.34	0.57
1:0:2679:G:O3'	1:0:2680:A:H3'	2.04	0.57
6:A:211:LYS:HB3	6:A:212:PRO:CD	2.30	0.57
1:0:262:A:H5''	1:0:264:G:O4'	2.05	0.57
1:0:675:U:H4'	8:C:42:ARG:HB3	1.86	0.57
1:0:1579:C:O2'	1:0:1580:A:N7	2.37	0.57
1:0:2878:U:H2'	1:0:2879:A:O4'	2.05	0.57
27:V:79:VAL:HG13	27:V:83:TRP:CE3	2.40	0.57
1:0:2910:A:H5''	37:0:8983:HOH:O	2.05	0.57
1:0:1522:A:H2'	1:0:1523:G:H5'	1.87	0.57
7:B:320:GLN:HG3	7:B:321:PRO:HD2	1.86	0.57
1:0:1684:A:O2'	2:1:43:ARG:NH2	2.38	0.57
1:0:2091:G:O3'	7:B:235:ARG:HD3	2.04	0.57
1:0:2033:G:H5''	1:0:2034:U:OP1	2.05	0.57
1:0:604:G:H5'	1:0:605:C:OP1	2.04	0.57
1:0:1972:U:H2'	1:0:1973:A:H5'	1.87	0.57
1:0:2584:G:H4'	37:0:8424:HOH:O	2.03	0.57
28:W:49:ARG:HG2	28:W:84:ILE:HG23	1.85	0.57
1:0:1306:U:H5''	8:C:184:ARG:HD3	1.87	0.57
22:Q:18:LEU:HB2	22:Q:143:VAL:CG1	2.33	0.57
1:0:1242:A:H5'	14:I:82:THR:CG2	2.27	0.57
14:I:42:GLU:O	14:I:131:THR:HG23	2.05	0.57

*Continued on next page...*

*Continued from previous page...*

Atom-1	Atom-2	Distance(Å)	Clash(Å)
22:Q:40:ALA:O	22:Q:43:ALA:HB3	2.04	0.57
18:M:23:ARG:O	18:M:26:LEU:HB2	2.04	0.57
1:O:1417:G:O2'	1:O:1418:U:C6	2.53	0.57
17:L:74:ARG:HG3	17:L:74:ARG:HH11	1.69	0.57
1:O:1060:C:H5''	37:O:5578:HOH:O	2.03	0.57
17:L:76:ARG:HA	37:L:2060:HOH:O	2.04	0.57
10:E:16:ASP:O	10:E:17:HIS:HB2	2.04	0.57
13:H:166:ASN:HD22	13:H:166:ASN:N	2.03	0.57
6:A:123:GLY:HA2	6:A:159:VAL:O	2.04	0.57
8:C:236:THR:H	8:C:239:ALA:HB3	1.68	0.57
37:O:4431:HOH:O	24:S:82:THR:HA	2.04	0.57
15:J:49:LEU:HD21	15:J:74:VAL:O	2.04	0.57
27:V:122:ARG:HH11	27:V:122:ARG:CG	2.17	0.57
1:O:2782:G:O6	1:O:2790:C:H5''	2.04	0.57
9:D:140:ARG:HG3	9:D:140:ARG:HH11	1.69	0.57
1:O:596:C:H2'	1:O:597:A:C8	2.39	0.57
17:L:46:LEU:O	17:L:49:ALA:N	2.38	0.57
7:B:280:VAL:HG23	7:B:284:PHE:CZ	2.39	0.57
1:O:1392:A:HO2'	1:O:1394:C:P	2.28	0.57
1:O:1305:C:H5'	37:O:6013:HOH:O	2.04	0.57
1:O:2083:A:H3'	37:O:7573:HOH:O	2.04	0.57
6:A:184:THR:N	37:A:2078:HOH:O	2.37	0.57
8:C:138:VAL:O	8:C:234:VAL:HA	2.05	0.57
1:O:2503:A:O2'	1:O:2504:A:H8	1.86	0.57
1:O:1641:A:C2'	1:O:1642:A:H5'	2.35	0.57
1:O:2065:C:O2'	1:O:2066:C:H5'	2.05	0.57
5:9:114:G:O6	18:M:11:ARG:HD3	2.03	0.57
1:O:1488:U:H5''	1:O:1489:G:OP1	2.05	0.57
1:O:1193:A:O2'	1:O:1194:A:N7	2.38	0.57
16:K:10:SER:O	16:K:12:THR:N	2.38	0.57
1:O:1407:A:HO2'	1:O:1408:U:H3'	1.70	0.56
6:A:162:GLY:O	30:Y:68:CYS:HB2	2.05	0.56
7:B:7:ARG:HG2	7:B:7:ARG:NH1	2.18	0.56
1:O:675:U:C2'	1:O:676:C:H5'	2.35	0.56
31:Z:37:CYS:SG	31:Z:39:PHE:HB2	2.45	0.56
24:S:9:LYS:HE3	24:S:13:ARG:NH1	2.20	0.56
1:O:2851:G:H2'	1:O:2902:A:H61	1.68	0.56
1:O:656:G:OP2	19:N:37:ARG:HD2	2.05	0.56
1:O:2624:A:O2'	1:O:2625:C:H5'	2.04	0.56
31:Z:25:LYS:O	31:Z:25:LYS:HG2	2.05	0.56
1:O:1634:G:H3'	37:O:6642:HOH:O	2.05	0.56
1:O:2237:G:O2'	1:O:2238:A:O4'	2.23	0.56

*Continued on next page...*

*Continued from previous page...*

Atom-1	Atom-2	Distance(Å)	Clash(Å)
9:D:65:GLU:HG3	37:D:2022:HOH:O	2.03	0.56
27:V:129:LYS:HB2	37:V:2059:HOH:O	2.04	0.56
4:5:37:LYS:O	4:5:38:LYS:HD3	2.05	0.56
7:B:264:GLU:HG2	7:B:267:LYS:CE	2.29	0.56
1:0:1379:A:H1'	1:0:1408:U:O4	2.06	0.56
1:0:1378:G:H1'	1:0:2747:C:N4	2.21	0.56
22:Q:106:GLY:HA2	22:Q:109:MET:CE	2.35	0.56
1:0:960:G:N3	1:0:960:G:H2'	2.19	0.56
1:0:195:C:H2'	1:0:196:G:H5'	1.87	0.56
1:0:192:A:H4'	17:L:176:GLN:NE2	2.20	0.56
18:M:67:ALA:CA	18:M:71:TRP:HB3	2.36	0.56
30:Y:32:LYS:HA	30:Y:35:LYS:CD	2.35	0.56
7:B:251:VAL:HG13	37:B:2114:HOH:O	2.05	0.56
1:0:821:U:O2'	1:0:822:C:H5'	2.04	0.56
1:0:2325:C:H1'	37:0:8042:HOH:O	2.04	0.56
1:0:1392:A:O2'	1:0:1394:C:P	2.63	0.56
1:0:2852:A:H5''	1:0:2853:U:OP1	2.05	0.56
7:B:128:ILE:O	7:B:131:ALA:HB3	2.05	0.56
18:M:37:ARG:HH21	18:M:105:GLY:HA3	1.68	0.56
8:C:127:ARG:HH22	8:C:225:PRO:HG2	1.63	0.56
17:L:30:GLU:O	17:L:34:GLU:HG3	2.05	0.56
27:V:84:VAL:HG12	37:V:2045:HOH:O	2.06	0.56
14:I:107:ASN:ND2	14:I:109:TYR:H	2.03	0.56
1:0:1819:G:H2'	1:0:1820:G:C4'	2.32	0.56
1:0:1829:A:N6	30:Y:18:TYR:H	2.02	0.56
18:M:49:THR:CG2	18:M:56:ASP:HB2	2.34	0.56
12:G:12:ILE:N	12:G:13:PRO:CD	2.68	0.56
5:9:9:C:OP2	5:9:10:C:C5	2.58	0.56
26:U:27:LEU:CA	26:U:49:LEU:HD13	2.34	0.56
7:B:223:ARG:HG3	7:B:232:TRP:O	2.05	0.56
1:0:461:C:H3'	37:0:4347:HOH:O	2.05	0.56
9:D:84:LEU:C	9:D:86:THR:H	2.08	0.56
10:E:108:LEU:HD11	10:E:164:ASP:HB2	1.87	0.56
1:0:1460:G:H1'	37:0:6402:HOH:O	2.06	0.56
1:0:2124:G:H2'	1:0:2125:G:C8	2.41	0.56
1:0:755:G:O2'	1:0:756:A:H5'	2.06	0.56
29:X:170:SER:OG	29:X:175:ARG:HG3	2.05	0.56
1:0:1477:C:O2'	1:0:1478:U:H5'	2.03	0.56
21:P:50:GLY:HA3	21:P:87:THR:OG1	2.05	0.56
17:L:111:ASN:HB2	37:L:2096:HOH:O	2.05	0.56
5:9:92:G:C6	5:9:93:A:C6	2.93	0.56
37:0:5011:HOH:O	30:Y:31:ILE:HG13	2.04	0.56

*Continued on next page...*

*Continued from previous page...*

Atom-1	Atom-2	Distance(Å)	Clash(Å)
19:N:105:ASN:ND2	19:N:109:SER:H	2.04	0.56
7:B:215:VAL:HG22	7:B:220:VAL:O	2.06	0.56
1:0:1634:G:H2'	1:0:1635:U:C6	2.40	0.56
1:0:2711:U:H6	1:0:2711:U:O5'	1.88	0.56
1:0:473:A:O2'	1:0:890:C:H5'	2.06	0.56
17:L:115:LEU:HD23	17:L:150:ILE:CD1	2.29	0.56
29:X:235:GLU:CD	29:X:235:GLU:N	2.56	0.56
37:0:8261:HOH:O	13:H:151:MET:HE2	2.05	0.56
1:0:45:A:H61	1:0:147:G:H2'	1.70	0.56
18:M:71:TRP:CE3	18:M:175:LEU:HD22	2.40	0.56
17:L:61:ILE:N	17:L:61:ILE:HD12	2.21	0.56
1:0:169:A:O2'	3:2:48:ASN:HB3	2.05	0.56
20:O:7:LYS:HD2	20:O:21:VAL:HG21	1.87	0.56
1:0:1890:U:H1'	1:0:2013:G:N2	2.20	0.56
6:A:230:SER:HB2	6:A:232:ARG:O	2.05	0.56
1:0:1172:G:H1'	37:0:5797:HOH:O	2.05	0.56
1:0:2065:C:H4'	37:0:7522:HOH:O	2.05	0.56
1:0:1073:A:H1'	1:0:1088:A:C2	2.41	0.56
1:0:2493:C:H1'	1:0:2494:G:N7	2.21	0.56
1:0:2722:G:O2'	1:0:2723:G:H5'	2.05	0.56
37:C:2022:HOH:O	19:N:3:THR:HG21	2.04	0.56
31:Z:22:CYS:HB2	37:Z:2028:HOH:O	2.05	0.56
11:F:101:ALA:HA	37:F:2023:HOH:O	2.04	0.56
1:0:1333:U:H2'	1:0:1334:C:C6	2.40	0.56
1:0:2908:A:H2'	1:0:2909:G:O4'	2.05	0.56
6:A:68:ILE:HD11	37:A:2043:HOH:O	2.06	0.56
17:L:65:VAL:HG21	17:L:105:ALA:HB2	1.86	0.56
3:2:46:ILE:HD13	17:L:87:MET:CG	2.35	0.56
27:V:21:LEU:CD2	27:V:26:ILE:HD11	2.22	0.56
11:F:34:ASN:HA	17:L:4:ALA:CB	2.33	0.56
18:M:91:ARG:HG3	18:M:186:LEU:HD23	1.87	0.56
1:0:604:G:H4'	1:0:605:C:O5'	2.05	0.56
1:0:1681:G:H4'	1:0:1682:A:N3	2.21	0.56
1:0:2890:A:H2'	37:0:8969:HOH:O	2.04	0.56
1:0:1842:A:H2'	37:0:7099:HOH:O	2.05	0.56
27:V:38:THR:O	27:V:42:ARG:HB2	2.06	0.56
1:0:1882:C:OP1	6:A:192:VAL:HG23	2.06	0.56
8:C:2:GLN:HB3	37:C:2006:HOH:O	2.04	0.56
1:0:2638:G:H5'	37:0:8579:HOH:O	2.05	0.56
20:O:10:ALA:CA	20:O:13:VAL:HG12	2.35	0.56
7:B:305:ASP:O	7:B:306:LYS:CB	2.54	0.56
1:0:169:A:HO2'	3:2:48:ASN:HB3	1.71	0.56

*Continued on next page...*

*Continued from previous page...*

Atom-1	Atom-2	Distance(Å)	Clash(Å)
2:1:48:ASP:O	2:1:49:GLU:HB2	2.05	0.56
26:U:4:HIS:HB3	37:U:2002:HOH:O	2.05	0.56
1:0:371:U:H2'	1:0:372:A:C8	2.41	0.56
6:A:84:VAL:HG13	6:A:98:GLU:HG3	1.88	0.56
9:D:105:SER:HB2	9:D:131:THR:HG23	1.88	0.56
24:S:47:THR:HG22	24:S:99:THR:OG1	2.06	0.56
15:J:81:ARG:HD3	15:J:87:ARG:NH1	2.20	0.56
1:0:2837:U:H2'	37:0:8902:HOH:O	2.06	0.56
1:0:2781:U:H2'	1:0:2782:G:H5'	1.88	0.56
7:B:86:ALA:O	7:B:97:LEU:N	2.36	0.56
18:M:48:VAL:HG11	18:M:55:ASP:HB3	1.88	0.56
1:0:558:C:H2'	1:0:559:U:H5''	1.87	0.56
1:0:1150:A:C2	12:G:20:VAL:HG21	2.40	0.56
1:0:170:U:H2'	1:0:171:C:H5'	1.88	0.56
1:0:2849:U:O4	1:0:2906:A:H5''	2.06	0.56
10:E:104:ILE:HD12	10:E:151:LEU:HD23	1.88	0.56
8:C:133:ARG:HG3	8:C:133:ARG:HH11	1.71	0.56
1:0:357:A:H5''	1:0:358:G:OP1	2.06	0.56
18:M:47:LEU:HD12	18:M:92:ALA:CB	2.35	0.56
1:0:1086:A:C6	27:V:11:VAL:HG11	2.40	0.56
19:N:25:VAL:CG2	19:N:26:TRP:N	2.69	0.56
13:H:73:GLN:OE1	13:H:73:GLN:HA	2.06	0.56
1:0:1032:A:N3	1:0:1032:A:H2'	2.21	0.56
1:0:1418:U:H2'	37:0:6296:HOH:O	2.06	0.56
16:K:143:THR:CG2	16:K:144:ASP:N	2.69	0.56
1:0:2039:A:H4'	1:0:2760:C:O2'	2.06	0.56
1:0:1015:C:H2'	1:0:1016:U:H6	1.71	0.56
1:0:2101:A:H5''	8:C:63:SER:HB3	1.88	0.56
1:0:1467:C:O2'	1:0:1468:G:H5'	2.06	0.56
37:K:2011:HOH:O	29:X:147:ARG:HG3	2.04	0.56
1:0:902:G:N7	16:K:18:HIS:HD2	2.04	0.56
18:M:37:ARG:NH2	18:M:105:GLY:CA	2.64	0.55
17:L:37:VAL:CB	17:L:108:LYS:HG3	2.36	0.55
37:0:5897:HOH:O	14:I:47:THR:HB	2.06	0.55
37:0:6362:HOH:O	23:R:55:GLN:HG3	2.05	0.55
1:0:2320:U:H4'	1:0:2321:A:O4'	2.07	0.55
18:M:47:LEU:HD12	18:M:92:ALA:HB1	1.88	0.55
1:0:2812:A:H2	1:0:2814:A:H62	1.53	0.55
28:W:78:GLU:HG2	28:W:79:GLU:N	2.19	0.55
6:A:153:ARG:NH1	6:A:153:ARG:HB2	2.18	0.55
1:0:675:U:C4'	8:C:42:ARG:HB3	2.35	0.55
1:0:31:C:H4'	37:0:3038:HOH:O	2.06	0.55

*Continued on next page...*

*Continued from previous page...*

Atom-1	Atom-2	Distance(Å)	Clash(Å)
6:A:97:ALA:HA	6:A:131:HIS:HE2	1.71	0.55
1:O:2791:U:H4'	1:O:2792:A:O5'	2.05	0.55
7:B:168:GLY:N	7:B:174:ARG:HD3	2.20	0.55
13:H:46:VAL:HA	13:H:161:SER:HA	1.87	0.55
23:R:24:LEU:HD21	23:R:74:ALA:HB1	1.88	0.55
11:F:4:VAL:HG13	11:F:76:PHE:CE1	2.42	0.55
27:V:3:ALA:O	27:V:54:PHE:HA	2.07	0.55
24:S:71:VAL:HG11	24:S:90:PRO:CB	2.33	0.55
16:K:145:LEU:HB2	37:K:2070:HOH:O	2.07	0.55
9:D:163:VAL:HA	37:D:2050:HOH:O	2.06	0.55
1:O:1773:G:H4'	37:O:6972:HOH:O	2.07	0.55
16:K:125:PHE:CZ	16:K:140:VAL:HG13	2.41	0.55
8:C:219:ASN:HB2	37:C:2150:HOH:O	2.06	0.55
9:D:37:ALA:O	9:D:40:ILE:HG12	2.06	0.55
9:D:99:ASP:CB	9:D:103:ASN:HB2	2.37	0.55
1:O:2842:G:H2'	1:O:2843:A:H5'	1.88	0.55
1:O:934:C:H2'	1:O:935:G:H8	1.69	0.55
1:O:1625:U:H4'	37:O:6634:HOH:O	2.05	0.55
27:V:20:THR:O	27:V:23:MET:N	2.39	0.55
1:O:1833:U:O2'	1:O:1834:C:H5'	2.06	0.55
1:O:1342:C:H2'	1:O:1343:C:C5'	2.37	0.55
7:B:304:PRO:CG	7:B:307:ARG:NH1	2.70	0.55
18:M:33:ARG:HG3	37:M:2021:HOH:O	2.05	0.55
9:D:94:ALA:O	9:D:95:THR:O	2.24	0.55
7:B:175:LEU:O	7:B:175:LEU:HD23	2.07	0.55
11:F:46:GLU:N	37:F:2014:HOH:O	2.40	0.55
1:O:830:G:H2'	1:O:831:U:O4'	2.06	0.55
1:O:1201:C:H5"	37:O:5830:HOH:O	2.05	0.55
16:K:113:GLN:HA	37:K:2077:HOH:O	2.06	0.55
1:O:2290:U:H4'	1:O:2291:A:OP1	2.06	0.55
14:I:45:VAL:HG23	14:I:130:VAL:O	2.06	0.55
7:B:205:VAL:O	7:B:307:ARG:NE	2.39	0.55
3:2:18:GLN:O	3:2:20:HIS:ND1	2.38	0.55
1:O:790:A:H4'	1:O:1710:A:N7	2.22	0.55
1:O:1189:A:H3'	37:O:5817:HOH:O	2.06	0.55
1:O:1837:G:H2'	37:O:7080:HOH:O	2.06	0.55
17:L:139:PRO:O	17:L:140:ALA:HB3	2.05	0.55
24:S:40:VAL:HG22	24:S:41:ARG:N	2.22	0.55
11:F:78:GLU:HB3	37:F:2005:HOH:O	2.06	0.55
22:Q:145:LEU:HD12	22:Q:146:ILE:H	1.71	0.55
1:O:37:A:H2'	1:O:38:G:H8	1.72	0.55
1:O:371:U:H2'	1:O:372:A:H8	1.71	0.55

*Continued on next page...*



*Continued from previous page...*

Atom-1	Atom-2	Distance(Å)	Clash(Å)
1:0:87:C:H5"	1:0:88:G:OP2	2.07	0.55
16:K:36:ASP:HB2	37:K:2037:HOH:O	2.07	0.55
1:0:1127:C:C5	1:0:1128:U:C5	2.94	0.55
1:0:470:U:H2'	1:0:471:G:O4'	2.07	0.55
1:0:1340:G:H2'	37:0:6096:HOH:O	2.07	0.55
23:R:83:VAL:HG12	23:R:84:PHE:N	2.21	0.55
25:T:52:THR:HA	37:T:2025:HOH:O	2.06	0.55
13:H:17:ARG:HD3	13:H:23:ILE:CD1	2.36	0.55
10:E:166:VAL:HG12	37:E:2040:HOH:O	2.06	0.55
14:I:44:ALA:HB3	14:I:132:LEU:HG	1.89	0.55
1:0:694:A:H2'	1:0:695:C:H5'	1.88	0.55
15:J:76:GLN:HB2	37:J:2043:HOH:O	2.06	0.55
1:0:392:U:C5'	17:L:193:LYS:HB3	2.36	0.55
1:0:2460:A:O2'	1:0:2461:U:O5'	2.24	0.55
1:0:1942:A:H3'	37:0:7269:HOH:O	2.07	0.55
6:A:167:LYS:HE3	30:Y:26:VAL:HG13	1.89	0.55
1:0:308:U:C4	1:0:342:C:H1'	2.42	0.55
1:0:1595:G:O2'	1:0:1596:U:H5'	2.06	0.55
29:X:217:ILE:O	29:X:221:ALA:HB2	2.07	0.55
1:0:2082:G:O2'	1:0:2083:A:H5'	2.06	0.55
1:0:2460:A:O2'	1:0:2461:U:O4'	2.25	0.55
8:C:180:SER:N	37:C:2120:HOH:O	2.40	0.55
22:Q:59:PHE:O	22:Q:63:ASN:HB3	2.07	0.55
30:Y:10:ARG:HG3	30:Y:11:THR:N	2.21	0.55
1:0:1267:C:O2'	29:X:171:PRO:HG3	2.07	0.55
6:A:76:VAL:HG23	30:Y:63:LYS:HB3	1.87	0.55
1:0:2464:C:H5"	1:0:2465:A:OP1	2.06	0.55
1:0:381:G:O2'	1:0:382:U:OP2	2.25	0.55
29:X:219:GLU:HG3	29:X:220:GLU:N	2.21	0.55
18:M:157:PRO:HA	37:M:2057:HOH:O	2.05	0.55
18:M:174:GLU:O	18:M:177:GLU:HB3	2.07	0.55
1:0:1331:A:OP2	29:X:142:SER:OG	2.24	0.55
29:X:117:LEU:HA	29:X:174:VAL:HG11	1.89	0.55
17:L:34:GLU:HB3	17:L:35:PRO:HD2	1.88	0.55
17:L:35:PRO:HG3	17:L:38:VAL:HG23	1.86	0.55
1:0:1702:U:O2'	1:0:1703:G:H5"	2.07	0.55
1:0:771:G:OP1	17:L:79:LYS:HG3	2.07	0.55
24:S:20:HIS:HB3	24:S:41:ARG:HD2	1.89	0.55
11:F:47:LEU:O	11:F:98:VAL:N	2.26	0.55
15:J:106:GLY:HA3	37:J:2017:HOH:O	2.07	0.55
1:0:1150:A:O2'	12:G:16:LYS:HD3	2.07	0.55
22:Q:6:VAL:HG21	22:Q:113:HIS:CD2	2.42	0.55

*Continued on next page...*



*Continued from previous page...*

Atom-1	Atom-2	Distance(Å)	Clash(Å)
26:U:39:ALA:C	26:U:41:GLU:H	2.10	0.55
29:X:126:PRO:HG2	29:X:128:PHE:CD1	2.42	0.55
37:O:5206:HOH:O	6:A:11:ARG:HD3	2.05	0.55
14:I:29:GLN:O	14:I:34:GLU:HB2	2.06	0.55
28:W:63:ARG:O	28:W:63:ARG:HG2	2.06	0.55
8:C:8:LEU:HD13	8:C:147:LEU:HD21	1.89	0.55
1:O:2432:C:O2'	1:O:2433:A:H5'	2.07	0.55
18:M:72:GLU:H	18:M:171:HIS:CE1	2.25	0.55
18:M:14:ARG:O	18:M:16:ALA:N	2.40	0.55
1:O:1790:C:H2'	1:O:1791:U:H6	1.71	0.55
15:J:115:ARG:HG3	15:J:116:GLU:H	1.72	0.55
1:O:264:G:O2'	1:O:265:U:C5	2.59	0.55
1:O:2576:A:N6	37:O:8398:HOH:O	2.39	0.55
37:O:7253:HOH:O	3:2:31:THR:HG22	2.06	0.55
1:O:204:A:C2'	1:O:205:U:H5'	2.37	0.55
1:O:1741:U:O2'	1:O:2723:G:H4'	2.07	0.55
7:B:18:ARG:HG3	7:B:256:GLN:HG3	1.88	0.55
7:B:177:HIS:O	7:B:180:ASP:HB2	2.07	0.55
1:O:561:G:H2'	1:O:562:A:H8	1.73	0.55
1:O:1474:C:H6	1:O:1474:C:H5'	1.72	0.55
1:O:2827:A:H2'	1:O:2828:G:O4'	2.06	0.55
27:V:142:ASP:HB3	27:V:145:GLY:H	1.71	0.55
1:O:346:U:H4'	37:O:4150:HOH:O	2.06	0.55
5:9:56:A:C3'	5:9:57:A:H5''	2.37	0.54
1:O:2321:A:O2'	1:O:2322:U:H3'	2.08	0.54
5:9:12:C:H5''	5:9:13:A:OP2	2.07	0.54
1:O:2037:C:H4'	1:O:2038:A:O5'	2.06	0.54
29:X:126:PRO:HG2	29:X:128:PHE:CE1	2.42	0.54
1:O:1270:U:H2'	1:O:1271:A:C8	2.42	0.54
8:C:34:ALA:HB3	8:C:220:THR:HG21	1.89	0.54
12:G:64:ASN:N	12:G:64:ASN:HD22	2.04	0.54
21:P:66:LYS:HB2	21:P:70:ALA:O	2.07	0.54
1:O:2714:U:H2'	1:O:2715:G:H8	1.70	0.54
1:O:2819:C:O4'	7:B:96:PRO:HB2	2.08	0.54
18:M:83:LEU:HD13	18:M:175:LEU:HD23	1.89	0.54
15:J:75:ARG:CZ	37:J:2060:HOH:O	2.55	0.54
1:O:473:A:H1'	37:O:4380:HOH:O	2.07	0.54
1:O:2587:U:H2'	1:O:2589:U:H5''	1.88	0.54
1:O:2499:U:H2'	1:O:2500:C:C6	2.42	0.54
29:X:186:ARG:HG2	29:X:186:ARG:HH11	1.71	0.54
1:O:753:U:H3'	37:O:4893:HOH:O	2.07	0.54
20:O:103:THR:O	20:O:106:ARG:HB3	2.06	0.54

*Continued on next page...*

*Continued from previous page...*

Atom-1	Atom-2	Distance(Å)	Clash(Å)
18:M:77:ASN:OD1	18:M:80:SER:HB2	2.06	0.54
11:F:107:VAL:O	11:F:111:ILE:HG13	2.07	0.54
13:H:132:PHE:O	13:H:133:ILE:HD13	2.07	0.54
1:0:628:A:H2	37:0:4639:HOH:O	1.90	0.54
1:0:2354:A:H5''	1:0:2355:G:OP1	2.07	0.54
24:S:38:ARG:HG3	24:S:38:ARG:NH1	2.21	0.54
1:0:2791:U:H1'	1:0:2792:A:H5''	1.88	0.54
1:0:2769:C:H2'	1:0:2770:G:H5'	1.89	0.54
12:G:23:ILE:O	12:G:27:ILE:HG13	2.07	0.54
1:0:463:A:N1	1:0:476:A:H5''	2.23	0.54
1:0:2468:A:H61	3:2:48:ASN:ND2	2.04	0.54
1:0:1971:G:O2'	1:0:1972:U:OP2	2.22	0.54
1:0:2133:U:H4'	1:0:2134:G:O5'	2.07	0.54
11:F:117:GLU:C	11:F:119:ARG:N	2.61	0.54
1:0:1477:C:H5'	1:0:1868:G:C5'	2.37	0.54
1:0:2499:U:H2'	1:0:2500:C:H6	1.72	0.54
7:B:62:ARG:HG2	7:B:62:ARG:HH11	1.72	0.54
20:O:6:GLN:N	20:O:6:GLN:OE1	2.37	0.54
1:0:62:C:H2'	1:0:63:U:C6	2.42	0.54
1:0:896:C:O2'	1:0:897:A:H5'	2.08	0.54
3:2:87:ARG:HG3	37:2:2062:HOH:O	2.06	0.54
13:H:136:VAL:HG21	13:H:139:ASP:O	2.08	0.54
1:0:1942:A:H4'	6:A:213:LYS:HE2	1.89	0.54
6:A:54:PRO:HG2	37:A:2037:HOH:O	2.07	0.54
26:U:49:LEU:O	26:U:53:ILE:HG13	2.07	0.54
23:R:6:LYS:O	23:R:7:HIS:HB3	2.07	0.54
7:B:243:ASN:HA	7:B:244:PRO:C	2.26	0.54
18:M:80:SER:HB2	37:M:2033:HOH:O	2.06	0.54
8:C:200:PRO:HA	37:C:2142:HOH:O	2.07	0.54
19:N:44:ASN:OD1	19:N:65:LEU:HB2	2.07	0.54
13:H:26:LYS:CG	13:H:28:ILE:H	2.21	0.54
1:0:2661:U:H3	1:0:2812:A:N6	2.02	0.54
1:0:1853:C:OP1	6:A:231:LYS:HG3	2.07	0.54
1:0:2416:G:H2'	1:0:2417:C:H6	1.72	0.54
17:L:139:PRO:HA	17:L:142:LYS:HB2	1.90	0.54
6:A:82:VAL:HG22	6:A:93:THR:HB	1.88	0.54
1:0:1755:A:H4'	37:0:6938:HOH:O	2.08	0.54
24:S:24:ARG:O	24:S:93:THR:HB	2.07	0.54
13:H:72:VAL:HG13	13:H:72:VAL:O	2.07	0.54
1:0:293:A:O2'	1:0:294:C:H5'	2.08	0.54
1:0:264:G:O2'	1:0:265:U:H5	1.89	0.54
1:0:2781:U:C2'	1:0:2782:G:H5'	2.37	0.54

*Continued on next page...*

*Continued from previous page...*

Atom-1	Atom-2	Distance(Å)	Clash(Å)
8:C:72:LYS:HA	8:C:77:ALA:HA	1.89	0.54
10:E:84:MET:HG2	10:E:168:ILE:HA	1.90	0.54
7:B:279:THR:HA	7:B:284:PHE:HE1	1.73	0.54
9:D:65:GLU:HA	37:D:2022:HOH:O	2.08	0.54
7:B:41:PHE:HA	7:B:79:MET:HE2	1.89	0.54
8:C:188:ARG:HD3	37:C:2137:HOH:O	2.07	0.54
1:O:1098:A:H2'	1:O:1099:G:O4'	2.08	0.54
13:H:136:VAL:HG22	13:H:137:ASN:O	2.07	0.54
9:D:37:ALA:O	9:D:38:GLU:C	2.46	0.54
14:I:77:GLY:O	14:I:78:ILE:C	2.46	0.54
7:B:74:ILE:HD13	7:B:309:VAL:HG21	1.90	0.54
1:O:2769:C:O2'	1:O:2770:G:H5'	2.08	0.54
13:H:57:ARG:C	13:H:59:ASN:H	2.11	0.54
25:T:49:LEU:HD13	25:T:51:TRP:NE1	2.22	0.54
1:O:60:A:C2	1:O:61:G:C8	2.96	0.54
6:A:94:LEU:N	6:A:94:LEU:HD23	2.23	0.54
1:O:2028:U:H2'	1:O:2029:C:C6	2.43	0.54
1:O:1311:G:O2'	1:O:1312:G:H5'	2.07	0.54
6:A:190:ARG:HH11	6:A:190:ARG:HB2	1.72	0.54
1:O:1165:G:H4'	1:O:1174:A:O2'	2.07	0.54
1:O:2909:G:O2'	1:O:2910:A:H5'	2.07	0.54
1:O:2124:G:H2'	1:O:2125:G:H8	1.72	0.54
4:5:53:ILE:C	4:5:55:ALA:H	2.11	0.54
1:O:846:A:O2'	1:O:847:C:H5'	2.08	0.54
5:9:5:G:O2'	5:9:6:C:H5'	2.07	0.54
27:V:26:ILE:CG1	27:V:26:ILE:O	2.51	0.54
1:O:2761:A:H3'	37:O:8811:HOH:O	2.07	0.54
8:C:79:ARG:O	8:C:87:ARG:HG2	2.08	0.54
4:5:29:LYS:HA	4:5:32:LEU:HD23	1.90	0.54
1:O:2656:G:C2'	1:O:2657:G:H5'	2.37	0.54
17:L:74:ARG:O	17:L:88:VAL:HG13	2.07	0.54
29:X:134:HIS:CE1	29:X:135:LYS:HE3	2.42	0.54
1:O:88:G:N3	2:1:24:TRP:HB2	2.23	0.54
1:O:470:U:O2'	31:Z:16:HIS:CD2	2.61	0.54
28:W:26:ALA:HB2	28:W:63:ARG:HA	1.90	0.54
19:N:73:ASP:HA	19:N:92:VAL:O	2.08	0.54
1:O:2346:C:O3'	9:D:52:THR:CG2	2.56	0.54
16:K:65:ASP:HA	16:K:109:LEU:O	2.07	0.54
1:O:428:G:H5'	37:O:3659:HOH:O	2.07	0.54
1:O:2295:G:N2	1:O:2314:G:H1'	2.22	0.54
15:J:10:GLN:N	15:J:10:GLN:HE21	2.05	0.54
37:O:3777:HOH:O	6:A:211:LYS:HD2	2.06	0.54

*Continued on next page...*

*Continued from previous page...*

Atom-1	Atom-2	Distance(Å)	Clash(Å)
14:I:45:VAL:HG21	14:I:129:PHE:CD1	2.43	0.54
1:O:1783:A:H2'	1:O:1784:U:O4'	2.08	0.54
9:D:135:VAL:CG2	9:D:136:ARG:N	2.70	0.54
8:C:214:THR:CG2	8:C:216:SER:H	2.20	0.54
1:O:79:G:N1	1:O:97:G:O2'	2.41	0.54
1:O:1426:C:H3'	37:O:6313:HOH:O	2.06	0.54
1:O:1460:G:N3	37:O:6402:HOH:O	2.33	0.54
7:B:62:ARG:HA	7:B:65:MET:HE3	1.90	0.54
1:O:2078:U:O2'	1:O:2079:G:H5'	2.09	0.54
10:E:101:GLU:HA	10:E:118:ILE:HG13	1.89	0.54
21:P:93:ARG:HG3	21:P:93:ARG:HH11	1.72	0.54
21:P:93:ARG:HG3	21:P:93:ARG:NH1	2.23	0.54
29:X:200:THR:HG22	29:X:201:GLU:CG	2.38	0.54
1:O:450:C:P	8:C:184:ARG:HH22	2.31	0.53
8:C:129:HIS:HE1	8:C:231:ARG:HA	1.73	0.53
27:V:80:ASP:HB2	37:V:2042:HOH:O	2.07	0.53
14:I:15:ARG:O	14:I:16:ASP:HB2	2.08	0.53
13:H:71:TYR:C	13:H:73:GLN:N	2.60	0.53
1:O:2416:G:H1'	37:O:8048:HOH:O	2.07	0.53
24:S:41:ARG:HG2	24:S:41:ARG:NH1	2.20	0.53
1:O:621:C:H5'	29:X:132:ASP:OD2	2.08	0.53
3:2:48:ASN:ND2	3:2:50:GLY:H	2.05	0.53
1:O:2361:A:H5''	37:O:7923:HOH:O	2.08	0.53
18:M:154:LEU:O	18:M:155:GLU:HB3	2.07	0.53
23:R:57:THR:HG23	37:R:2020:HOH:O	2.07	0.53
26:U:8:ILE:CG2	26:U:59:ILE:HG13	2.38	0.53
8:C:178:GLN:C	8:C:180:SER:N	2.61	0.53
16:K:149:ARG:N	37:K:2090:HOH:O	2.41	0.53
3:2:5:ARG:O	3:2:21:GLU:HA	2.08	0.53
20:O:102:ARG:HB2	37:O:2047:HOH:O	2.08	0.53
2:1:3:LYS:HE3	37:1:2003:HOH:O	2.07	0.53
1:O:2594:C:O2'	1:O:2595:U:H5'	2.07	0.53
15:J:87:ARG:NH1	37:J:2047:HOH:O	2.40	0.53
7:B:205:VAL:HB	7:B:307:ARG:HE	1.74	0.53
1:O:114:A:H4'	1:O:115:U:OP1	2.07	0.53
1:O:2809:G:H2'	1:O:2810:G:O4'	2.08	0.53
10:E:69:ILE:HA	10:E:72:MET:HE3	1.88	0.53
1:O:281:U:O2'	1:O:282:C:H5'	2.09	0.53
9:D:95:THR:C	9:D:97:GLN:N	2.59	0.53
20:O:131:PHE:CE2	20:O:137:LEU:HD12	2.43	0.53
7:B:193:ILE:HB	7:B:194:PHE:CD1	2.43	0.53
6:A:2:ARG:NH1	37:A:2005:HOH:O	2.41	0.53

*Continued on next page...*

*Continued from previous page...*

Atom-1	Atom-2	Distance(Å)	Clash(Å)
31:Z:5:THR:N	31:Z:6:PRO:HD2	2.22	0.53
21:P:3:SER:HB3	37:P:2003:HOH:O	2.07	0.53
10:E:32:ARG:C	10:E:33:LEU:HD23	2.29	0.53
1:O:1070:A:H2'	1:O:1071:G:C8	2.43	0.53
26:U:12:THR:CG2	26:U:15:GLU:H	2.21	0.53
7:B:162:MET:HG3	7:B:310:ARG:NH1	2.24	0.53
15:J:49:LEU:HD12	15:J:80:ILE:HG21	1.91	0.53
23:R:73:ASP:O	23:R:77:VAL:HG23	2.08	0.53
23:R:10:VAL:O	23:R:10:VAL:HG13	2.08	0.53
27:V:122:ARG:NH2	27:V:154:ARG:CD	2.71	0.53
1:O:1853:C:H4'	6:A:217:ARG:HH22	1.72	0.53
3:2:60:LYS:CG	3:2:61:PRO:HD2	2.36	0.53
1:O:2754:G:C2'	1:O:2755:G:H5'	2.37	0.53
18:M:120:GLU:HG3	18:M:136:LEU:HD13	1.90	0.53
1:O:1580:A:H8	1:O:1580:A:O5'	1.91	0.53
1:O:1968:A:H2'	1:O:1969:A:C8	2.43	0.53
1:O:170:U:H4'	3:2:48:ASN:O	2.08	0.53
23:R:57:THR:C	23:R:59:ASP:H	2.12	0.53
15:J:30:LYS:HD3	37:J:2019:HOH:O	2.07	0.53
19:N:62:GLY:O	19:N:79:VAL:HB	2.08	0.53
8:C:120:ASP:O	8:C:124:VAL:HG23	2.07	0.53
37:O:2939:HOH:O	8:C:95:GLU:HG3	2.07	0.53
8:C:19:PRO:CB	8:C:244:ALA:HB2	2.38	0.53
27:V:21:LEU:HD21	27:V:48:VAL:HG13	1.91	0.53
13:H:56:ILE:HG22	13:H:61:LEU:CD2	2.37	0.53
18:M:7:LYS:HB2	37:P:2025:HOH:O	2.09	0.53
1:O:2316:G:H5'	1:O:2317:C:O4'	2.08	0.53
37:9:2068:HOH:O	18:M:113:SER:HB3	2.08	0.53
1:O:2897:C:O2'	1:O:2898:G:H5'	2.09	0.53
1:O:169:A:H2'	37:O:3768:HOH:O	2.09	0.53
1:O:2326:U:H4'	1:O:2412:G:C4'	2.39	0.53
7:B:229:ARG:HA	37:B:2095:HOH:O	2.08	0.53
1:O:2698:G:H2'	1:O:2699:A:C8	2.44	0.53
1:O:2060:A:H4'	37:O:7505:HOH:O	2.07	0.53
17:L:26:HIS:O	17:L:29:GLN:HB2	2.08	0.53
1:O:152:A:H1'	1:O:440:C:O2'	2.08	0.53
27:V:14:HIS:HB2	27:V:17:ILE:HG13	1.90	0.53
30:Y:39:CYS:HB2	30:Y:47:LEU:HG	1.90	0.53
1:O:1131:G:O6	1:O:1230:A:H1'	2.09	0.53
19:N:26:TRP:CE3	19:N:26:TRP:HA	2.44	0.53
6:A:131:HIS:O	6:A:132:ASP:HB2	2.07	0.53
10:E:11:VAL:HG11	10:E:22:VAL:CG1	2.38	0.53

*Continued on next page...*

*Continued from previous page...*

Atom-1	Atom-2	Distance(Å)	Clash(Å)
1:0:2497:A:C2	1:0:2524:G:C2	2.95	0.53
10:E:126:ILE:HB	10:E:131:LEU:HD21	1.91	0.53
9:D:159:PRO:O	9:D:163:VAL:HG23	2.09	0.53
1:0:2362:A:H8	1:0:2362:A:O5'	1.92	0.53
17:L:52:LEU:HD21	37:L:2104:HOH:O	2.09	0.53
3:2:30:GLN:NE2	37:2:2018:HOH:O	2.41	0.53
20:O:98:ILE:HD12	20:O:102:ARG:NE	2.23	0.53
1:0:2686:C:O2'	1:0:2687:G:H5'	2.08	0.53
1:0:119:A:H2'	1:0:120:A:H5''	1.90	0.53
1:0:2442:G:H3'	37:0:8103:HOH:O	2.06	0.53
28:W:75:ALA:O	28:W:83:ALA:HA	2.08	0.53
1:0:1044:C:O3'	1:0:1045:G:H4'	2.09	0.53
1:0:1735:C:H2'	1:0:1736:A:H8	1.73	0.53
9:D:173:GLU:HG3	9:D:174:VAL:N	2.24	0.53
5:9:44:A:O4'	9:D:76:ARG:NE	2.41	0.53
1:0:2897:C:H2'	1:0:2898:G:H8	1.72	0.53
1:0:2256:G:H2'	1:0:2257:G:H5'	1.90	0.53
7:B:162:MET:CE	7:B:310:ARG:HD3	2.39	0.53
11:F:58:GLU:HB3	17:L:8:ILE:HG23	1.91	0.53
1:0:2761:A:H2'	1:0:2763:G:N7	2.24	0.53
14:I:95:ARG:O	14:I:99:GLU:HB2	2.09	0.53
1:0:1884:G:O6	6:A:190:ARG:HD3	2.08	0.53
17:L:99:ARG:HD2	17:L:167:GLY:HA2	1.89	0.53
24:S:41:ARG:NH1	24:S:42:VAL:O	2.42	0.53
8:C:246:ARG:NE	37:C:2160:HOH:O	2.40	0.53
29:X:106:THR:CG2	29:X:107:PRO:HD2	2.39	0.53
9:D:55:LYS:HA	37:D:2022:HOH:O	2.07	0.53
1:0:2432:C:H2'	1:0:2433:A:H8	1.73	0.53
1:0:2346:C:O2'	9:D:52:THR:HG21	2.08	0.53
20:O:80:ARG:HG2	20:O:87:ARG:CZ	2.39	0.53
6:A:9:ARG:HG2	6:A:16:PHE:CE2	2.43	0.53
1:0:1527:A:O2'	1:0:1528:A:O4'	2.27	0.53
7:B:98:THR:HG22	7:B:99:GLU:H	1.74	0.53
9:D:55:LYS:O	9:D:56:ARG:HB2	2.08	0.53
21:P:24:SER:HB3	21:P:28:ARG:HH21	1.73	0.53
1:0:1574:C:H2'	1:0:1575:C:H6	1.72	0.53
1:0:2443:C:O2'	16:K:56:LYS:CE	2.56	0.53
1:0:538:C:H4'	1:0:539:G:OP2	2.08	0.53
1:0:1850:U:O4'	1:0:1941:A:C2	2.62	0.53
1:0:1132:A:H2'	1:0:1133:A:C8	2.44	0.53
1:0:558:C:H2'	1:0:559:U:H5'	1.89	0.53
6:A:30:ARG:HG3	6:A:66:ARG:NH1	2.23	0.53

*Continued on next page...*

*Continued from previous page...*

Atom-1	Atom-2	Distance(Å)	Clash(Å)
1:0:2473:U:H1'	37:0:8190:HOH:O	2.08	0.53
23:R:57:THR:HG22	23:R:59:ASP:N	2.24	0.53
17:L:48:ARG:NH1	17:L:52:LEU:HD21	2.24	0.53
6:A:13:THR:O	6:A:14:SER:C	2.47	0.53
19:N:42:GLU:HB2	37:N:2018:HOH:O	2.09	0.53
1:0:2537:G:H5''	1:0:2538:A:H5''	1.91	0.53
1:0:945:U:O2'	27:V:43:GLY:HA3	2.09	0.53
1:0:210:U:H2'	1:0:211:U:C6	2.44	0.53
1:0:1803:C:H2'	1:0:1804:A:C8	2.43	0.53
17:L:69:LYS:HD3	17:L:124:GLY:O	2.08	0.53
11:F:53:ASP:OD1	11:F:80:GLN:HB2	2.09	0.53
1:0:1356:A:O2'	1:0:1357:A:O4'	2.27	0.53
1:0:2842:G:C2'	1:0:2843:A:H5'	2.39	0.53
9:D:94:ALA:HB3	9:D:174:VAL:HA	1.91	0.53
19:N:72:LYS:O	19:N:74:VAL:HG22	2.09	0.53
1:0:941:G:H2'	1:0:942:U:O4'	2.09	0.53
23:R:11:THR:O	23:R:12:GLU:C	2.44	0.53
14:I:68:GLY:HA2	35:I:1149:CL:CL	2.46	0.53
1:0:110:C:H2'	1:0:111:C:H6	1.74	0.53
1:0:1941:A:H4'	37:0:7384:HOH:O	2.09	0.52
1:0:249:G:H1'	1:0:265:U:O2	2.08	0.52
1:0:1293:U:O2'	1:0:1294:A:H5'	2.09	0.52
1:0:67:A:OP2	1:0:108:U:H5'	2.08	0.52
1:0:2889:U:H1'	1:0:2891:A:H1'	1.90	0.52
1:0:1766:U:O2	1:0:1778:A:H5'	2.09	0.52
11:F:65:GLU:O	11:F:69:GLU:HG2	2.10	0.52
28:W:27:ASP:OD2	28:W:27:ASP:N	2.42	0.52
5:9:56:A:C4	9:D:13:MET:HB3	2.43	0.52
6:A:192:VAL:HG12	6:A:192:VAL:O	2.08	0.52
29:X:189:ASN:HB2	37:X:2081:HOH:O	2.10	0.52
1:0:1875:A:H1'	1:0:1877:G:C5	2.44	0.52
18:M:67:ALA:HA	18:M:71:TRP:H	1.74	0.52
25:T:9:CYS:HA	25:T:52:THR:CG2	2.40	0.52
8:C:130:GLU:O	8:C:131:PHE:HB3	2.09	0.52
18:M:73:ALA:N	37:M:2032:HOH:O	2.42	0.52
1:0:1636:G:O2'	1:0:1637:A:H5'	2.08	0.52
21:P:11:ARG:HD3	37:P:2009:HOH:O	2.08	0.52
31:Z:50:TRP:C	31:Z:52:SER:H	2.10	0.52
29:X:133:HIS:HD2	37:X:2038:HOH:O	1.92	0.52
27:V:8:ARG:HD3	27:V:51:PHE:HA	1.91	0.52
7:B:81:ALA:O	7:B:186:GLY:HA3	2.08	0.52
1:0:145:A:H2'	1:0:146:U:C6	2.44	0.52

*Continued on next page...*



*Continued from previous page...*

Atom-1	Atom-2	Distance(Å)	Clash(Å)
26:U:51:LYS:O	26:U:54:ALA:HB3	2.08	0.52
1:0:746:A:O2'	1:0:747:G:C8	2.61	0.52
1:0:1886:A:H5''	37:0:7113:HOH:O	2.09	0.52
30:Y:10:ARG:HA	37:Y:2013:HOH:O	2.09	0.52
1:0:921:G:H4'	1:0:924:G:C6	2.44	0.52
26:U:55:ARG:O	26:U:58:THR:HB	2.09	0.52
23:R:29:ASP:OD1	23:R:31:ARG:NH1	2.43	0.52
1:0:2703:A:H2'	1:0:2704:C:H6	1.75	0.52
1:0:1471:A:H2'	1:0:1472:C:C6	2.44	0.52
37:0:5306:HOH:O	16:K:8:ARG:HD3	2.08	0.52
1:0:1325:G:O2'	1:0:1326:U:H5'	2.08	0.52
1:0:333:G:O2'	1:0:334:G:H5'	2.08	0.52
1:0:2478:U:O2'	1:0:2479:A:H5'	2.08	0.52
16:K:35:ARG:C	16:K:35:ARG:HD3	2.30	0.52
1:0:541:C:C2'	1:0:542:A:C5'	2.84	0.52
1:0:280:C:H2'	1:0:281:U:O4'	2.09	0.52
1:0:2659:U:H4'	22:Q:76:ASP:HB3	1.91	0.52
19:N:11:ILE:HG22	19:N:12:ALA:N	2.25	0.52
14:I:38:VAL:HB	14:I:103:VAL:HG13	1.91	0.52
16:K:26:HIS:HB2	37:K:2024:HOH:O	2.09	0.52
1:0:2597:U:H2'	1:0:2598:U:H5'	1.91	0.52
7:B:83:ALA:HB2	7:B:101:TRP:CD2	2.44	0.52
9:D:59:GLY:C	9:D:61:PHE:H	2.13	0.52
1:0:2550:U:H2'	1:0:2551:C:H6	1.73	0.52
15:J:71:ALA:HB2	15:J:97:ILE:HA	1.91	0.52
9:D:23:VAL:HG21	9:D:45:THR:CG2	2.40	0.52
9:D:154:LYS:CD	9:D:154:LYS:H	2.08	0.52
1:0:485:A:C4'	1:0:486:A:H5'	2.39	0.52
30:Y:19:GLY:O	30:Y:23:ARG:HG2	2.09	0.52
1:0:1829:A:N6	30:Y:18:TYR:HA	2.25	0.52
1:0:625:U:H2'	1:0:627:G:OP2	2.10	0.52
1:0:761:A:H4'	1:0:762:C:C5'	2.39	0.52
25:T:36:CYS:HG	25:T:51:TRP:HH2	1.57	0.52
1:0:1488:U:C4'	1:0:1489:G:OP1	2.57	0.52
1:0:1852:A:C2	1:0:1880:C:C2	2.98	0.52
4:5:54:VAL:HG12	4:5:54:VAL:O	2.09	0.52
10:E:166:VAL:HG12	10:E:167:TYR:N	2.23	0.52
1:0:1469:C:N3	1:0:1472:C:OP2	2.43	0.52
37:0:6137:HOH:O	29:X:136:LYS:HB2	2.10	0.52
1:0:1785:G:H8	1:0:1785:G:O5'	1.91	0.52
28:W:70:ILE:O	28:W:70:ILE:HG23	2.08	0.52
1:0:229:G:O2'	1:0:230:C:H5'	2.09	0.52

*Continued on next page...*



*Continued from previous page...*

Atom-1	Atom-2	Distance(Å)	Clash(Å)
1:0:1894:C:H5''	1:0:1895:A:OP1	2.09	0.52
17:L:85:ARG:NE	37:L:2072:HOH:O	2.43	0.52
18:M:37:ARG:HE	18:M:105:GLY:HA3	1.75	0.52
18:M:37:ARG:HH21	18:M:105:GLY:N	2.08	0.52
15:J:82:ARG:HH21	15:J:115:ARG:HG2	1.71	0.52
10:E:11:VAL:CG1	10:E:12:ASP:N	2.72	0.52
1:0:2419:U:H5''	1:0:2420:G:C5'	2.39	0.52
1:0:1526:A:H5''	1:0:1527:A:OP1	2.10	0.52
22:Q:113:HIS:HE1	22:Q:144:GLU:CD	2.13	0.52
25:T:8:TYR:CE1	25:T:40:ALA:HB2	2.44	0.52
1:0:2620:U:C4'	1:0:2621:U:OP1	2.58	0.52
8:C:133:ARG:NH1	37:C:2100:HOH:O	2.42	0.52
1:0:1746:A:N6	1:0:1754:A:H61	2.08	0.52
1:0:1574:C:H2'	1:0:1575:C:C6	2.44	0.52
1:0:395:A:N1	1:0:2443:C:N4	2.56	0.52
1:0:1296:A:H8	1:0:1296:A:O5'	1.91	0.52
15:J:125:ALA:C	15:J:127:ALA:H	2.13	0.52
5:9:119:C:H2'	5:9:120:A:H8	1.75	0.52
3:2:91:GLN:O	3:2:92:GLU:HB2	2.09	0.52
27:V:4:LEU:HB2	27:V:33:THR:HG22	1.91	0.52
17:L:115:LEU:CD2	17:L:150:ILE:HD12	2.29	0.52
30:Y:39:CYS:HA	30:Y:47:LEU:HD11	1.92	0.52
7:B:304:PRO:HD2	7:B:307:ARG:HH11	1.75	0.52
1:0:1589:G:N2	1:0:1605:G:O2'	2.43	0.52
5:9:77:A:H1'	5:9:79:U:C6	2.44	0.52
13:H:149:ALA:C	13:H:151:MET:N	2.63	0.52
29:X:125:LYS:HB2	29:X:126:PRO:HD2	1.91	0.52
1:0:88:G:H2'	1:0:89:G:C8	2.44	0.52
5:9:119:C:H1'	37:9:2153:HOH:O	2.09	0.52
6:A:73:GLY:N	30:Y:65:ALA:O	2.35	0.52
19:N:113:VAL:O	19:N:114:ILE:HD13	2.08	0.52
1:0:42:C:H1'	37:0:3084:HOH:O	2.10	0.52
1:0:321:A:O2'	1:0:322:G:H5'	2.09	0.52
22:Q:132:ARG:HG2	22:Q:133:ALA:N	2.25	0.52
18:M:37:ARG:NH2	18:M:105:GLY:HA3	2.24	0.52
27:V:13:MET:HE2	27:V:18:GLN:CA	2.38	0.52
8:C:118:THR:O	8:C:136:VAL:HG13	2.10	0.52
1:0:2419:U:OP1	1:0:2420:G:H5''	2.09	0.52
24:S:23:VAL:HG23	24:S:41:ARG:HG3	1.92	0.52
2:1:22:PRO:HG2	2:1:25:VAL:HG23	1.91	0.52
1:0:1126:C:N4	1:0:1129:C:H1'	2.25	0.52
1:0:2587:U:C2	1:0:2589:U:H5'	2.45	0.52

*Continued on next page...*

*Continued from previous page...*

Atom-1	Atom-2	Distance(Å)	Clash(Å)
1:0:2691:A:H5''	1:0:2692:G:OP1	2.10	0.52
1:0:692:A:HO2'	16:K:51:PHE:HD2	1.58	0.52
1:0:2911:C:H2'	1:0:2912:C:C6	2.45	0.52
27:V:14:HIS:HB3	27:V:16:ASP:OD1	2.10	0.52
1:0:2670:G:N2	7:B:85:ARG:HH22	2.08	0.52
17:L:159:THR:HA	37:L:2128:HOH:O	2.10	0.52
1:0:1941:A:O2'	1:0:1942:A:OP2	2.25	0.52
1:0:1235:G:H1'	14:I:63:ILE:HG23	1.91	0.52
1:0:402:U:H1'	37:0:4226:HOH:O	2.08	0.52
1:0:1015:C:C2	1:0:1016:U:C5	2.98	0.52
10:E:158:ASP:OD1	10:E:160:ARG:N	2.36	0.52
1:0:2642:G:H2'	1:0:2643:G:O4'	2.09	0.52
1:0:1840:A:H4'	1:0:1841:C:C5'	2.38	0.52
1:0:1338:U:H2'	1:0:1339:G:O4'	2.10	0.52
1:0:184:G:O2'	1:0:185:G:H5'	2.09	0.52
1:0:1406:A:H2'	1:0:1701:A:N6	2.24	0.52
1:0:1109:U:O4	14:I:21:ARG:HA	2.10	0.52
1:0:2781:U:H1'	10:E:139:GLU:OE2	2.10	0.52
5:9:10:C:H4'	5:9:13:A:N6	2.25	0.52
1:0:2524:G:H21	1:0:2526:C:N4	2.07	0.52
1:0:460:A:H5''	1:0:461:C:OP2	2.10	0.52
1:0:820:G:H5'	1:0:821:U:C5'	2.40	0.52
7:B:41:PHE:HB2	7:B:193:ILE:HD12	1.91	0.52
1:0:2295:G:O2'	1:0:2296:C:H5'	2.09	0.52
1:0:1008:C:H5''	13:H:16:ARG:HH12	1.75	0.52
30:Y:30:GLU:HB3	30:Y:34:LYS:HE3	1.92	0.51
13:H:75:SER:HB3	13:H:79:ALA:CB	2.40	0.51
13:H:26:LYS:HD2	13:H:28:ILE:HD12	1.91	0.51
1:0:2310:G:H2'	1:0:2311:A:H8	1.74	0.51
1:0:1085:C:H2'	1:0:1086:A:H5'	1.91	0.51
6:A:53:ALA:HB3	37:A:2036:HOH:O	2.09	0.51
11:F:48:VAL:HG12	11:F:97:ALA:HB1	1.92	0.51
1:0:1298:U:H2'	1:0:1299:G:C8	2.44	0.51
20:O:22:TRP:C	20:O:23:PHE:HD1	2.13	0.51
1:0:523:C:H2'	1:0:524:A:H8	1.75	0.51
15:J:79:PRO:HA	15:J:88:VAL:O	2.10	0.51
1:0:485:A:N3	1:0:487:G:H5''	2.25	0.51
1:0:1114:A:O2'	1:0:1115:U:H5'	2.10	0.51
5:9:57:A:H2'	5:9:58:G:C5'	2.40	0.51
1:0:1883:U:H2'	1:0:1884:G:O4'	2.10	0.51
30:Y:14:PHE:HB3	30:Y:18:TYR:HD1	1.74	0.51
18:M:100:ALA:O	18:M:129:ILE:HG23	2.10	0.51

*Continued on next page...*

*Continued from previous page...*

Atom-1	Atom-2	Distance(Å)	Clash(Å)
22:Q:83:LYS:HB3	37:Q:2050:HOH:O	2.08	0.51
7:B:175:LEU:C	7:B:175:LEU:CD2	2.78	0.51
10:E:84:MET:HE1	10:E:133:VAL:CG2	2.40	0.51
1:0:380:A:C4'	1:0:381:G:OP1	2.57	0.51
1:0:899:C:OP1	1:0:923:A:O2'	2.29	0.51
1:0:1909:A:N1	1:0:2128:G:H1'	2.26	0.51
1:0:1288:U:H5''	37:0:5966:HOH:O	2.09	0.51
5:9:34:A:H1'	18:M:153:GLN:HE22	1.75	0.51
30:Y:39:CYS:SG	30:Y:40:PRO:HD2	2.50	0.51
5:9:23:U:C4'	5:9:24:U:OP2	2.58	0.51
1:0:1829:A:H61	30:Y:18:TYR:HA	1.74	0.51
6:A:220:PRO:HD2	6:A:223:ARG:HD3	1.92	0.51
1:0:1641:A:H2'	1:0:1642:A:C5'	2.39	0.51
1:0:1874:U:HO2'	1:0:1875:A:P	2.34	0.51
17:L:82:ARG:O	17:L:86:MET:HG3	2.11	0.51
10:E:152:THR:HG21	10:E:165:GLY:CA	2.40	0.51
13:H:87:LYS:HE2	37:H:2041:HOH:O	2.11	0.51
1:0:30:U:O4	1:0:452:G:O2'	2.27	0.51
1:0:68:U:C5	1:0:107:U:H4'	2.46	0.51
1:0:595:U:O2'	1:0:596:C:H5'	2.11	0.51
1:0:1235:G:C1'	14:I:63:ILE:HG23	2.40	0.51
1:0:2909:G:H2'	1:0:2910:A:H8	1.76	0.51
1:0:2795:C:O2'	1:0:2796:U:H5'	2.10	0.51
1:0:420:U:H2'	1:0:421:C:C6	2.45	0.51
1:0:2408:A:H1'	3:2:10:TYR:CD1	2.45	0.51
6:A:20:SER:O	6:A:22:ARG:N	2.43	0.51
6:A:211:LYS:NZ	37:A:2114:HOH:O	2.42	0.51
8:C:76:ARG:HD2	37:C:2055:HOH:O	2.09	0.51
9:D:135:VAL:CG2	9:D:136:ARG:H	2.24	0.51
1:0:1238:C:H5''	1:0:1239:G:OP2	2.09	0.51
25:T:49:LEU:HD13	25:T:51:TRP:HE1	1.75	0.51
1:0:1894:C:C2	1:0:1939:U:C4	2.99	0.51
4:5:44:PHE:HB3	4:5:49:VAL:HG22	1.92	0.51
22:Q:27:HIS:ND1	22:Q:81:PRO:HB3	2.25	0.51
1:0:653:C:H5''	37:N:2015:HOH:O	2.10	0.51
11:F:63:ILE:CB	11:F:64:PRO:HD3	2.31	0.51
1:0:629:A:H4'	37:0:4635:HOH:O	2.11	0.51
1:0:1118:A:H3'	1:0:1119:G:H5'	1.93	0.51
1:0:1674:C:P	23:R:34:LYS:HG3	2.50	0.51
30:Y:14:PHE:HB3	30:Y:18:TYR:CD1	2.45	0.51
1:0:1088:A:O2'	1:0:1089:G:H5''	2.11	0.51
1:0:590:A:H2'	1:0:591:A:H5'	1.92	0.51

*Continued on next page...*

*Continued from previous page...*

Atom-1	Atom-2	Distance(Å)	Clash(Å)
1:0:2712:G:OP1	15:J:43:ARG:NH1	2.44	0.51
7:B:268:ARG:NH1	7:B:322:ARG:NH2	2.59	0.51
16:K:41:HIS:O	16:K:42:ASN:HB2	2.10	0.51
13:H:161:SER:HB3	37:H:2077:HOH:O	2.11	0.51
6:A:72:GLU:HG3	30:Y:66:GLY:HA2	1.93	0.51
1:0:145:A:H2'	1:0:146:U:H6	1.75	0.51
26:U:55:ARG:O	26:U:58:THR:N	2.43	0.51
29:X:119:GLN:O	29:X:122:ARG:N	2.43	0.51
8:C:67:GLN:HA	37:C:2048:HOH:O	2.10	0.51
13:H:45:GLN:HB2	13:H:135:TRP:CD1	2.46	0.51
1:0:485:A:HO2'	1:0:486:A:P	2.33	0.51
1:0:2534:C:OP2	37:0:8315:HOH:O	2.19	0.51
1:0:1165:G:H1'	1:0:1174:A:H1'	1.92	0.51
1:0:1701:A:C2	1:0:1710:A:H1'	2.46	0.51
6:A:51:ARG:HH11	6:A:51:ARG:HB3	1.75	0.51
37:0:6159:HOH:O	8:C:77:ALA:HB3	2.10	0.51
19:N:25:VAL:CG2	19:N:26:TRP:H	2.24	0.51
1:0:106:A:H1'	37:0:3317:HOH:O	2.09	0.51
29:X:134:HIS:HE1	29:X:135:LYS:HE3	1.74	0.51
27:V:1:MET:HE3	27:V:101:LEU:HA	1.92	0.51
11:F:106:THR:O	11:F:110:GLU:HG3	2.11	0.51
17:L:185:PRO:HG2	37:L:2144:HOH:O	2.10	0.51
1:0:1307:A:H2'	1:0:1308:A:C8	2.45	0.51
15:J:10:GLN:N	15:J:10:GLN:NE2	2.48	0.51
1:0:1315:G:O2'	29:X:212:ARG:N	2.44	0.51
14:I:42:GLU:HG2	14:I:43:ARG:N	2.26	0.51
1:0:1589:G:O2'	1:0:1590:A:C8	2.64	0.51
1:0:2504:A:H4'	13:H:70:ARG:HH11	1.75	0.51
31:Z:28:HIS:CD2	31:Z:31:LYS:HE2	2.46	0.51
31:Z:5:THR:HB	31:Z:6:PRO:CD	2.39	0.51
1:0:1001:U:O2'	1:0:1002:G:H5'	2.11	0.51
1:0:1859:A:N7	1:0:1860:U:C5	2.79	0.51
1:0:74:A:H5'	26:U:9:ARG:HH22	1.75	0.51
1:0:623:U:O2'	1:0:624:U:H5'	2.11	0.51
1:0:631:A:C2	1:0:2073:G:O2'	2.64	0.51
7:B:206:THR:O	7:B:259:TYR:HA	2.11	0.51
1:0:2263:G:O2'	17:L:70:GLY:HA2	2.10	0.51
1:0:1118:A:H2'	1:0:1119:G:C5'	2.40	0.51
14:I:131:THR:CG2	14:I:133:GLY:H	2.19	0.51
1:0:2761:A:O2'	1:0:2762:C:C3'	2.59	0.51
14:I:74:ARG:NH1	14:I:76:ASP:HB2	2.25	0.51
7:B:221:GLN:HE22	15:J:42:ASN:HD22	1.57	0.51

*Continued on next page...*

*Continued from previous page...*

Atom-1	Atom-2	Distance(Å)	Clash(Å)
1:0:496:G:C6	1:0:498:A:C6	2.98	0.51
1:0:2106:C:H6	1:0:2106:C:O5'	1.94	0.51
1:0:938:G:OP2	1:0:938:G:C8	2.63	0.51
1:0:657:G:H2'	1:0:658:C:C6	2.46	0.51
1:0:1186:C:H42	1:0:1190:G:H22	1.58	0.51
13:H:83:PHE:CD1	13:H:134:ALA:HB2	2.46	0.51
1:0:1563:G:O2'	1:0:1564:C:P	2.69	0.51
20:O:64:GLU:HG2	37:O:2027:HOH:O	2.11	0.51
1:0:2239:C:H2'	1:0:2240:U:C6	2.46	0.51
15:J:20:CYS:HB2	15:J:29:LEU:HG	1.92	0.51
13:H:15:THR:HG22	13:H:90:PHE:O	2.11	0.51
1:0:631:A:N3	1:0:2073:G:O2'	2.43	0.51
1:0:271:C:H4'	1:0:272:A:OP1	2.11	0.51
1:0:2330:U:H2'	37:O:7897:HOH:O	2.10	0.51
1:0:48:A:H2'	1:0:49:A:C8	2.46	0.51
1:0:1085:C:C2'	1:0:1086:A:H5'	2.40	0.51
7:B:154:VAL:CG1	7:B:156:LYS:HG2	2.38	0.51
29:X:200:THR:HG22	29:X:201:GLU:HG3	1.93	0.51
8:C:103:ASN:HA	37:C:2081:HOH:O	2.11	0.51
28:W:61:ARG:N	37:W:2018:HOH:O	2.44	0.51
7:B:162:MET:HG3	7:B:310:ARG:CD	2.35	0.51
29:X:187:VAL:HG13	29:X:205:ILE:HA	1.93	0.51
1:0:486:A:H4'	24:S:81:LYS:HG2	1.93	0.51
17:L:37:VAL:HG21	17:L:108:LYS:HG3	1.92	0.51
1:0:187:A:OP1	17:L:154:ARG:NE	2.44	0.51
11:F:21:GLU:O	11:F:24:ARG:CG	2.58	0.51
6:A:186:TRP:CD1	6:A:187:PRO:HA	2.46	0.51
6:A:217:ARG:HG2	6:A:229:ALA:CB	2.41	0.51
1:0:1486:A:C4	2:1:2:LYS:HG3	2.46	0.51
1:0:1579:C:C4'	1:0:1580:A:OP1	2.56	0.51
1:0:1527:A:N6	1:0:1663:G:H2'	2.26	0.51
1:0:1496:G:H2'	1:0:1497:G:H8	1.75	0.51
23:R:15:MET:O	23:R:18:MET:N	2.44	0.51
16:K:122:ALA:HB3	16:K:125:PHE:CZ	2.46	0.51
1:0:1069:C:O2'	1:0:1070:A:H5'	2.11	0.51
1:0:538:C:O2	1:0:538:C:H2'	2.11	0.51
26:U:58:THR:O	26:U:62:GLU:HG3	2.11	0.51
1:0:1034:G:O2'	1:0:1035:C:H5'	2.10	0.51
1:0:2457:U:H2'	1:0:2458:U:H6	1.75	0.51
3:2:2:GLN:OE1	3:2:89:GLU:HB2	2.10	0.51
24:S:50:VAL:HG12	24:S:56:ALA:HA	1.91	0.51
13:H:86:ARG:HH11	13:H:133:ILE:CG1	2.21	0.50

*Continued on next page...*

*Continued from previous page...*

Atom-1	Atom-2	Distance(Å)	Clash(Å)
9:D:27:ILE:CD1	9:D:37:ALA:HB2	2.37	0.50
17:L:149:TRP:CD2	17:L:150:ILE:N	2.79	0.50
17:L:71:SER:CB	17:L:92:THR:HG22	2.35	0.50
1:0:1515:A:H2'	1:0:1516:C:C6	2.46	0.50
1:0:2064:U:O2'	1:0:2065:C:H5'	2.11	0.50
19:N:26:TRP:HA	19:N:26:TRP:HE3	1.76	0.50
18:M:139:TRP:N	37:M:2050:HOH:O	2.43	0.50
10:E:80:TRP:O	10:E:134:SER:HA	2.11	0.50
29:X:132:ASP:OD1	29:X:135:LYS:NZ	2.44	0.50
1:0:1759:A:H5''	37:0:6950:HOH:O	2.10	0.50
25:T:39:ASN:HD22	25:T:49:LEU:HD11	1.76	0.50
1:0:2757:A:O3'	7:B:285:VAL:HG11	2.11	0.50
1:0:1057:A:H1'	1:0:2492:U:O2'	2.12	0.50
9:D:170:TYR:O	9:D:171:ASP:HB3	2.12	0.50
1:0:697:G:H5''	37:0:4800:HOH:O	2.11	0.50
1:0:151:A:C2	1:0:442:A:C8	2.99	0.50
1:0:1609:C:H2'	1:0:1610:G:C8	2.46	0.50
1:0:868:G:H3'	37:0:3227:HOH:O	2.09	0.50
17:L:147:LEU:O	17:L:150:ILE:HG22	2.12	0.50
1:0:1378:G:H1'	1:0:2747:C:C4	2.46	0.50
1:0:1118:A:C3'	1:0:1118:A:C8	2.94	0.50
37:0:5390:HOH:O	19:N:39:THR:HB	2.10	0.50
1:0:1449:G:H2'	1:0:1493:A:C2	2.47	0.50
20:O:115:SER:C	20:O:117:SER:H	2.12	0.50
20:O:76:GLY:C	20:O:78:GLY:H	2.15	0.50
1:0:1875:A:H1'	1:0:1877:G:C6	2.46	0.50
1:0:962:C:H1'	18:M:5:ARG:HH12	1.75	0.50
1:0:675:U:H2'	1:0:676:C:C5'	2.39	0.50
1:0:316:A:N3	1:0:336:G:O2'	2.42	0.50
1:0:1185:U:H2'	1:0:1186:C:H6	1.74	0.50
11:F:104:ALA:O	11:F:106:THR:N	2.45	0.50
8:C:21:VAL:HG13	37:C:2012:HOH:O	2.09	0.50
9:D:51:ARG:HD3	37:D:2029:HOH:O	2.11	0.50
1:0:2053:G:H4'	22:Q:136:TRP:CE2	2.46	0.50
1:0:2586:U:H3	1:0:2592:G:N2	1.95	0.50
1:0:2073:G:C6	1:0:2607:U:C2	2.99	0.50
28:W:74:ALA:CB	28:W:85:VAL:HG22	2.42	0.50
1:0:892:G:H5''	31:Z:54:ALA:HB2	1.92	0.50
13:H:68:ALA:HB2	13:H:149:ALA:HB2	1.94	0.50
1:0:2577:A:OP2	37:0:8401:HOH:O	2.19	0.50
1:0:1719:G:O2'	1:0:1720:C:H5'	2.10	0.50
13:H:31:PHE:HA	13:H:85:ILE:CG2	2.41	0.50

*Continued on next page...*

*Continued from previous page...*

Atom-1	Atom-2	Distance(Å)	Clash(Å)
1:0:1736:A:C2	1:0:1737:A:C4	2.99	0.50
1:0:98:A:C2'	1:0:99:A:H5'	2.41	0.50
1:0:2769:C:H2'	1:0:2770:G:C5'	2.42	0.50
1:0:560:C:H42	1:0:597:A:H61	1.59	0.50
26:U:34:GLN:HG3	26:U:41:GLU:OE2	2.12	0.50
1:0:226:A:H1'	1:0:393:G:C5	2.46	0.50
1:0:2700:G:H2'	1:0:2701:G:C5'	2.42	0.50
9:D:153:THR:HG22	37:D:2049:HOH:O	2.11	0.50
1:0:1745:G:H2'	37:0:3576:HOH:O	2.11	0.50
29:X:178:HIS:CG	29:X:179:PRO:HD2	2.46	0.50
27:V:128:VAL:O	27:V:138:LEU:HD11	2.11	0.50
7:B:150:ALA:O	7:B:152:PRO:HD3	2.11	0.50
17:L:104:ARG:HD3	37:L:2090:HOH:O	2.10	0.50
18:M:34:LEU:HA	18:M:47:LEU:HD23	1.93	0.50
9:D:135:VAL:HG21	9:D:139:TYR:HB2	1.92	0.50
7:B:44:TYR:OH	7:B:148:PRO:HG3	2.12	0.50
5:9:37:C:O2	5:9:47:A:H1'	2.11	0.50
10:E:145:ALA:O	10:E:148:ILE:HB	2.12	0.50
1:0:1400:C:C2'	1:0:1401:G:H5'	2.41	0.50
1:0:2768:A:H2'	1:0:2769:C:O4'	2.12	0.50
1:0:637:C:H2'	1:0:638:C:H6	1.76	0.50
22:Q:114:VAL:HA	22:Q:144:GLU:O	2.10	0.50
1:0:1392:A:N1	1:0:1435:U:H2'	2.27	0.50
1:0:1762:C:H2'	1:0:1763:C:C6	2.46	0.50
5:9:20:G:O2'	5:9:21:G:H5'	2.12	0.50
1:0:2520:G:O2'	1:0:2521:A:H5'	2.12	0.50
9:D:22:VAL:HG22	9:D:74:THR:HG22	1.92	0.50
1:0:772:G:H2'	1:0:773:A:O4'	2.12	0.50
1:0:1787:C:O2'	1:0:1788:U:H5'	2.11	0.50
1:0:2367:A:H5''	1:0:2368:A:OP1	2.11	0.50
17:L:84:LYS:HD3	17:L:84:LYS:O	2.12	0.50
1:0:1473:U:C1'	31:Z:42:SER:HB2	2.32	0.50
24:S:81:LYS:HD2	24:S:87:VAL:HG11	1.93	0.50
1:0:2071:C:H4'	1:0:2072:G:C8	2.47	0.50
30:Y:39:CYS:O	30:Y:42:CYS:O	2.28	0.50
5:9:29:C:H2'	5:9:30:C:C5'	2.36	0.50
13:H:26:LYS:CD	13:H:28:ILE:HB	2.41	0.50
24:S:4:PRO:O	24:S:8:ARG:HG3	2.12	0.50
1:0:588:G:O2'	1:0:589:U:OP2	2.30	0.50
1:0:1196:C:H2'	1:0:1197:G:H5'	1.93	0.50
8:C:144:PHE:CD1	8:C:147:LEU:HD12	2.46	0.50
1:0:2688:U:H2'	1:0:2689:A:C8	2.46	0.50

*Continued on next page...*



*Continued from previous page...*

Atom-1	Atom-2	Distance(Å)	Clash(Å)
1:0:1925:G:H5'	3:2:29:ARG:NH1	2.27	0.50
13:H:97:LYS:HD3	13:H:117:LYS:HE2	1.94	0.50
18:M:184:ILE:HG22	18:M:185:GLU:N	2.25	0.50
15:J:132:VAL:HG11	25:T:22:VAL:HG22	1.93	0.50
16:K:73:VAL:HG23	16:K:74:THR:N	2.26	0.50
1:0:1708:C:O2'	1:0:1709:G:H5'	2.12	0.50
15:J:90:PHE:HB3	37:J:2053:HOH:O	2.11	0.50
7:B:171:VAL:HG23	7:B:172:SER:H	1.75	0.50
9:D:27:ILE:CG2	9:D:28:GLY:H	2.09	0.50
1:0:1674:C:OP1	23:R:34:LYS:HG3	2.12	0.50
14:I:75:PRO:HD3	14:I:136:SER:OG	2.11	0.50
10:E:3:VAL:CG2	10:E:49:ILE:HB	2.41	0.50
1:0:284:C:N4	37:0:4079:HOH:O	2.44	0.50
1:0:1087:G:HO2'	1:0:1088:A:H8	1.50	0.50
16:K:143:THR:HG22	16:K:145:LEU:H	1.77	0.50
11:F:36:THR:HG23	11:F:97:ALA:HB2	1.93	0.50
17:L:49:ALA:HB1	17:L:54:TYR:CB	2.42	0.50
13:H:24:PRO:HG2	13:H:119:VAL:C	2.32	0.50
1:0:1272:C:O2'	1:0:1273:C:H5'	2.12	0.50
1:0:163:U:O3'	1:0:896:C:H4'	2.11	0.50
1:0:440:C:H2'	1:0:441:A:O4'	2.12	0.50
1:0:584:U:H3'	37:0:4563:HOH:O	2.12	0.50
1:0:2614:C:H3'	37:0:8506:HOH:O	2.10	0.50
24:S:37:GLN:HB3	37:S:2016:HOH:O	2.11	0.50
15:J:89:LYS:HA	37:J:2049:HOH:O	2.12	0.50
1:0:182:G:H4'	17:L:157:LEU:HD13	1.93	0.50
1:0:1942:A:H2'	1:0:1943:C:H6	1.77	0.50
1:0:1942:A:O2'	1:0:1943:C:H5'	2.11	0.50
1:0:1674:C:OP1	23:R:34:LYS:N	2.40	0.50
1:0:2313:C:H1'	37:0:7874:HOH:O	2.12	0.50
16:K:105:TYR:N	37:K:2076:HOH:O	2.44	0.50
1:0:952:G:OP1	21:P:42:LYS:HE2	2.11	0.50
6:A:51:ARG:C	6:A:53:ALA:H	2.15	0.50
1:0:589:U:H2'	1:0:590:A:H8	1.77	0.50
1:0:899:C:H5'	37:0:5295:HOH:O	2.10	0.50
18:M:102:LEU:HG	18:M:104:ILE:HG23	1.93	0.50
30:Y:67:GLY:CA	30:Y:70:GLN:O	2.60	0.50
24:S:35:TYR:CD2	24:S:112:LEU:HD22	2.47	0.50
9:D:128:LEU:HB2	37:D:2038:HOH:O	2.11	0.50
23:R:52:VAL:HG22	23:R:66:VAL:HG13	1.93	0.50
27:V:5:VAL:C	27:V:52:VAL:HG23	2.32	0.50
13:H:157:ILE:HG22	13:H:158:ASN:N	2.27	0.50

*Continued on next page...*



*Continued from previous page...*

Atom-1	Atom-2	Distance(Å)	Clash(Å)
1:0:536:A:C6	1:0:2076:U:H5'	2.47	0.50
1:0:1316:G:C2'	1:0:1340:G:H22	2.25	0.50
14:I:15:ARG:NH1	14:I:43:ARG:NH1	2.60	0.50
30:Y:22:ILE:O	30:Y:26:VAL:HG23	2.12	0.50
27:V:122:ARG:HG3	27:V:152:ALA:O	2.12	0.50
1:0:2321:A:O2'	1:0:2322:U:C3'	2.60	0.50
29:X:169:ARG:NH2	35:X:1237:CL:CL	2.81	0.50
1:0:1773:G:N7	37:0:6973:HOH:O	2.35	0.50
1:0:1746:A:H61	1:0:1754:A:H61	1.58	0.50
1:0:102:A:H1'	37:0:3303:HOH:O	2.11	0.50
13:H:159:ILE:HG22	13:H:159:ILE:O	2.11	0.50
17:L:152:ARG:HA	37:L:2119:HOH:O	2.10	0.50
1:0:2543:G:H2'	1:0:2544:G:O4'	2.11	0.50
27:V:122:ARG:HH21	27:V:154:ARG:CD	2.18	0.50
1:0:2324:G:N2	1:0:2377:U:H1'	2.27	0.50
13:H:127:GLY:O	13:H:128:ALA:CB	2.59	0.50
1:0:466:A:H2'	1:0:467:G:O4'	2.12	0.50
8:C:7:ASP:OD2	8:C:9:ASP:HB2	2.12	0.50
1:0:2335:C:H2'	1:0:2336:G:C8	2.47	0.50
1:0:1422:U:H2'	1:0:1423:C:C6	2.47	0.50
1:0:796:A:C2	1:0:797:A:C4	2.99	0.49
1:0:817:G:O2'	1:0:818:A:C8	2.60	0.49
15:J:74:VAL:CG1	15:J:113:ILE:HG23	2.39	0.49
9:D:11:HIS:C	9:D:13:MET:H	2.14	0.49
1:0:1512:G:O2'	1:0:1513:C:H5'	2.11	0.49
1:0:2110:G:H4'	37:0:7651:HOH:O	2.12	0.49
1:0:1701:A:H5''	1:0:1702:U:O5'	2.12	0.49
1:0:1856:C:N4	1:0:1877:G:H21	2.10	0.49
17:L:46:LEU:HG	37:L:2033:HOH:O	2.11	0.49
1:0:561:G:O2'	1:0:562:A:H5'	2.11	0.49
22:Q:25:PHE:CE2	22:Q:29:LYS:HE2	2.47	0.49
1:0:1898:G:O2'	1:0:1899:C:H5'	2.12	0.49
1:0:1007:A:H2'	13:H:19:TYR:CZ	2.47	0.49
1:0:807:A:H2'	1:0:808:A:C8	2.46	0.49
13:H:15:THR:HG22	13:H:91:HIS:HA	1.92	0.49
1:0:21:G:H5''	22:Q:1:GLY:O	2.11	0.49
11:F:60:VAL:O	11:F:62:HIS:N	2.46	0.49
1:0:631:A:N7	1:0:2074:A:C5'	2.75	0.49
1:0:892:G:C6	1:0:893:C:C4	3.01	0.49
1:0:1688:G:H4'	31:Z:8:GLN:HG3	1.94	0.49
1:0:265:U:C2	1:0:266:G:C8	3.00	0.49
6:A:132:ASP:OD1	6:A:133:ARG:N	2.44	0.49

*Continued on next page...*

*Continued from previous page...*

Atom-1	Atom-2	Distance(Å)	Clash(Å)
1:0:138:U:H5''	1:0:139:C:OP2	2.12	0.49
11:F:48:VAL:CG2	11:F:74:PHE:HB3	2.42	0.49
37:0:4708:HOH:O	19:N:37:ARG:HG3	2.12	0.49
13:H:57:ARG:O	13:H:59:ASN:N	2.45	0.49
11:F:108:LEU:O	11:F:108:LEU:HD12	2.11	0.49
1:0:1326:U:H1'	37:0:6061:HOH:O	2.12	0.49
1:0:1302:G:O2'	1:0:1303:C:H5'	2.12	0.49
1:0:1181:A:O2'	1:0:1182:C:H5'	2.12	0.49
17:L:27:ARG:O	17:L:28:MET:C	2.50	0.49
8:C:84:VAL:O	8:C:85:LYS:HB2	2.12	0.49
15:J:5:GLY:O	15:J:6:ALA:HB2	2.12	0.49
1:0:2378:U:H4'	1:0:2379:G:OP1	2.12	0.49
14:I:74:ARG:NH1	14:I:76:ASP:OD2	2.42	0.49
1:0:285:A:H2'	1:0:286:U:O4'	2.11	0.49
1:0:2415:A:N3	18:M:26:LEU:HD13	2.27	0.49
1:0:1031:G:O2'	1:0:1032:A:OP2	2.29	0.49
28:W:20:GLU:HG3	28:W:21:PRO:CD	2.41	0.49
10:E:126:ILE:HB	10:E:131:LEU:CD2	2.42	0.49
10:E:103:VAL:HG12	10:E:104:ILE:N	2.26	0.49
1:0:645:U:H2'	1:0:646:G:C8	2.47	0.49
1:0:923:A:H8	37:0:5360:HOH:O	1.95	0.49
1:0:1393:A:H2'	1:0:1394:C:C6	2.46	0.49
28:W:26:ALA:HB3	28:W:63:ARG:HG3	1.94	0.49
1:0:1790:C:H2'	1:0:1791:U:C6	2.47	0.49
1:0:2766:A:O2'	1:0:2767:C:H5'	2.13	0.49
1:0:2694:A:H4'	10:E:91:PHE:CE1	2.48	0.49
5:9:70:U:H2'	5:9:71:C:O4'	2.12	0.49
19:N:47:ARG:NH1	19:N:47:ARG:HG3	2.18	0.49
20:O:120:ARG:NH2	20:O:123:TYR:CD2	2.79	0.49
7:B:195:ARG:HG2	7:B:323:LEU:HD22	1.94	0.49
1:0:952:G:O2'	1:0:2302:A:O2'	2.23	0.49
1:0:1486:A:C5	2:1:2:LYS:HG3	2.48	0.49
1:0:1748:U:C5	1:0:1749:U:C4	3.00	0.49
1:0:2757:A:H2'	1:0:2758:G:O4'	2.12	0.49
7:B:279:THR:CG2	7:B:280:VAL:N	2.75	0.49
29:X:186:ARG:NH1	29:X:186:ARG:HG2	2.27	0.49
1:0:2408:A:H1'	3:2:10:TYR:CE1	2.47	0.49
1:0:1009:U:HO2'	1:0:1010:C:H5	1.60	0.49
1:0:1987:C:O5'	1:0:1987:C:H6	1.94	0.49
18:M:29:SER:HA	37:M:2017:HOH:O	2.11	0.49
1:0:840:U:H2'	1:0:2648:U:O4	2.12	0.49
18:M:37:ARG:CG	18:M:37:ARG:HH11	2.25	0.49

*Continued on next page...*

*Continued from previous page...*

Atom-1	Atom-2	Distance(Å)	Clash(Å)
1:0:869:G:H1'	1:0:886:A:C2	2.48	0.49
1:0:2713:G:O2'	1:0:2714:U:H5'	2.12	0.49
1:0:505:C:N3	1:0:509:A:N7	2.61	0.49
1:0:797:A:O4'	30:Y:10:ARG:N	2.46	0.49
30:Y:10:ARG:HB2	30:Y:27:ALA:CB	2.42	0.49
1:0:1543:G:N1	1:0:1641:A:OP2	2.42	0.49
2:1:36:ASN:O	2:1:39:ARG:HG3	2.12	0.49
20:O:41:ARG:O	20:O:44:VAL:HB	2.12	0.49
17:L:97:ILE:O	17:L:100:ILE:N	2.46	0.49
13:H:57:ARG:C	13:H:59:ASN:N	2.64	0.49
29:X:141:THR:HG23	29:X:142:SER:H	1.77	0.49
1:0:418:C:H2'	1:0:419:A:H8	1.77	0.49
24:S:55:PHE:CD2	24:S:77:VAL:HG13	2.47	0.49
1:0:2010:A:H2'	37:O:7380:HOH:O	2.12	0.49
1:0:737:A:H2'	1:0:738:G:O4'	2.12	0.49
9:D:101:THR:HG22	9:D:101:THR:O	2.12	0.49
16:K:20:ASN:HB2	37:K:2018:HOH:O	2.11	0.49
1:0:164:G:O3'	16:K:30:ARG:HB2	2.13	0.49
27:V:139:GLY:O	27:V:141:HIS:HD2	1.96	0.49
28:W:71:ARG:N	37:W:2022:HOH:O	2.43	0.49
5:9:91:C:H2'	5:9:92:G:O4'	2.12	0.49
1:0:2502:C:C2'	1:0:2503:A:H5'	2.42	0.49
22:Q:43:ALA:O	22:Q:47:LEU:HG	2.13	0.49
20:O:59:ARG:O	20:O:62:ALA:HB3	2.12	0.49
1:0:1855:G:O6	6:A:141:PRO:HG2	2.12	0.49
17:L:172:GLY:C	17:L:183:VAL:HG11	2.32	0.49
19:N:25:VAL:HG23	19:N:26:TRP:CE3	2.48	0.49
31:Z:21:ARG:NH1	31:Z:45:ARG:HD3	2.27	0.49
1:0:1759:A:O2'	1:0:1818:C:H2'	2.13	0.49
7:B:142:LEU:HD22	7:B:182:VAL:CG2	2.41	0.49
1:0:1060:C:O2'	1:0:1061:C:H5'	2.13	0.49
16:K:4:LYS:HA	16:K:7:GLN:HG2	1.92	0.49
27:V:38:THR:HG22	37:V:2022:HOH:O	2.12	0.49
1:0:2587:U:O2	1:0:2589:U:H5'	2.13	0.49
1:0:1753:C:O2	7:B:229:ARG:NH2	2.45	0.49
7:B:66:GLU:HG2	37:B:2028:HOH:O	2.12	0.49
1:0:1278:A:H4'	1:0:1279:U:C4	2.47	0.49
1:0:1117:A:N6	1:0:1244:U:HO2'	2.11	0.49
1:0:1450:C:C4'	1:0:1451:C:OP2	2.58	0.49
1:0:1503:U:H2'	1:0:1504:A:O4'	2.12	0.49
1:0:1446:U:O2'	1:0:1677:U:H2'	2.13	0.49
1:0:1684:A:H1'	1:0:1691:A:H1'	1.94	0.49

*Continued on next page...*

*Continued from previous page...*

Atom-1	Atom-2	Distance(Å)	Clash(Å)
11:F:53:ASP:OD2	11:F:80:GLN:HB3	2.12	0.49
13:H:113:ALA:N	13:H:114:PRO:CD	2.75	0.49
1:O:2819:C:H4'	7:B:97:LEU:O	2.13	0.49
6:A:179:MET:HA	6:A:179:MET:CE	2.43	0.49
1:O:363:A:H1'	37:O:4167:HOH:O	2.12	0.49
1:O:1150:A:H2	12:G:20:VAL:HG21	1.77	0.49
1:O:1015:C:H2'	1:O:1016:U:C6	2.47	0.49
1:O:2411:C:O2'	1:O:2412:G:H5'	2.13	0.49
1:O:1867:G:N2	1:O:1868:G:H1'	2.28	0.49
27:V:42:ARG:O	27:V:45:VAL:HG22	2.13	0.49
1:O:1773:G:C2'	1:O:1774:G:H5'	2.42	0.49
6:A:215:ILE:HD11	6:A:219:ALA:HB2	1.94	0.49
1:O:1076:G:O2'	1:O:1077:G:H5'	2.11	0.49
9:D:91:ALA:HB1	37:D:2032:HOH:O	2.11	0.49
1:O:1135:G:P	37:H:2069:HOH:O	2.71	0.49
13:H:49:VAL:O	13:H:157:ILE:HG23	2.12	0.49
29:X:112:GLU:OE1	29:X:115:ARG:NH1	2.45	0.49
14:I:15:ARG:HA	14:I:43:ARG:O	2.12	0.49
14:I:6:PHE:HB3	14:I:109:TYR:OH	2.13	0.49
1:O:1134:G:H4'	13:H:151:MET:CE	2.43	0.49
1:O:45:A:N6	1:O:147:G:H2'	2.28	0.49
17:L:61:ILE:HG22	17:L:62:VAL:N	2.27	0.49
1:O:603:A:H5''	1:O:604:G:OP1	2.12	0.49
1:O:2004:U:H2'	1:O:2005:G:OP1	2.13	0.49
1:O:61:G:C6	1:O:86:A:N6	2.81	0.49
17:L:5:TYR:CE2	17:L:46:LEU:HD13	2.48	0.49
1:O:699:C:H2'	1:O:744:G:N3	2.27	0.49
1:O:1128:U:H5''	1:O:1129:C:OP2	2.13	0.49
29:X:141:THR:O	29:X:142:SER:C	2.51	0.49
8:C:19:PRO:HB3	8:C:244:ALA:HB2	1.94	0.49
1:O:1859:A:H8	1:O:1859:A:O5'	1.95	0.49
1:O:332:G:O5'	1:O:332:G:H8	1.96	0.49
1:O:792:G:O2'	1:O:793:A:H5'	2.13	0.49
1:O:11:A:O3'	22:Q:60:LYS:NZ	2.45	0.49
1:O:299:U:H5'	37:O:4294:HOH:O	2.11	0.49
13:H:12:PRO:O	13:H:91:HIS:HE1	1.96	0.49
1:O:2533:C:H6	1:O:2533:C:H5'	1.78	0.49
14:I:89:HIS:O	14:I:95:ARG:HB2	2.12	0.49
1:O:2309:C:O2'	13:H:113:ALA:N	2.46	0.49
7:B:195:ARG:NE	7:B:323:LEU:HD13	2.28	0.49
10:E:81:GLU:HG2	10:E:134:SER:CB	2.43	0.49
15:J:35:HIS:HB2	37:J:2022:HOH:O	2.13	0.49

*Continued on next page...*

*Continued from previous page...*

Atom-1	Atom-2	Distance(Å)	Clash(Å)
1:0:1237:U:H3	1:0:1241:G:P	2.36	0.49
1:0:821:U:H2'	1:0:822:C:H6	1.78	0.49
7:B:258:GLY:N	7:B:260:HIS:CE1	2.80	0.49
17:L:48:ARG:NH1	37:L:2104:HOH:O	2.45	0.49
1:0:1477:C:C5'	1:0:1868:G:H5''	2.43	0.49
5:9:20:G:H3'	37:9:2030:HOH:O	2.12	0.49
21:P:8:GLU:O	21:P:10:THR:HG23	2.12	0.49
15:J:105:ARG:O	15:J:105:ARG:HG2	2.13	0.49
1:0:848:C:H5'	37:0:6210:HOH:O	2.11	0.49
7:B:103:ASP:HB2	37:B:2039:HOH:O	2.12	0.49
37:0:5678:HOH:O	27:V:119:HIS:HE1	1.94	0.49
37:0:8137:HOH:O	3:2:66:ASP:HB2	2.11	0.49
37:0:8803:HOH:O	7:B:337:GLY:N	2.46	0.49
14:I:142:ASN:O	14:I:144:THR:N	2.46	0.49
1:0:513:A:N3	37:0:4447:HOH:O	2.35	0.49
1:0:2839:C:H2'	1:0:2840:A:H5''	1.95	0.49
30:Y:39:CYS:SG	30:Y:62:TYR:HD2	2.36	0.49
14:I:77:GLY:O	14:I:79:PHE:N	2.46	0.49
1:0:1137:G:C5'	1:0:1138:G:OP1	2.59	0.49
1:0:306:A:H2'	1:0:341:C:O2'	2.13	0.49
20:O:7:LYS:HD2	20:O:21:VAL:CG2	2.43	0.49
1:0:1657:A:N6	37:0:6683:HOH:O	2.44	0.49
1:0:1351:G:H3'	37:0:6121:HOH:O	2.12	0.49
1:0:1388:U:H2'	1:0:1389:G:O4'	2.13	0.49
10:E:107:PHE:CE2	10:E:108:LEU:HD13	2.48	0.49
1:0:1474:C:O2'	1:0:1475:G:H5'	2.13	0.49
16:K:149:ARG:O	16:K:150:GLN:HB2	2.12	0.49
1:0:216:A:H2'	1:0:217:C:H6	1.78	0.49
27:V:1:MET:CE	27:V:101:LEU:HD23	2.42	0.49
1:0:2466:G:H5''	37:0:5350:HOH:O	2.12	0.49
37:2:2032:HOH:O	17:L:84:LYS:HE2	2.13	0.48
17:L:37:VAL:HG21	17:L:108:LYS:HE3	1.94	0.48
1:0:183:A:C5'	17:L:157:LEU:HD12	2.43	0.48
1:0:1829:A:H61	30:Y:18:TYR:CA	2.26	0.48
22:Q:39:THR:O	22:Q:41:GLY:N	2.46	0.48
1:0:2300:A:C4'	1:0:2301:A:O5'	2.60	0.48
9:D:139:TYR:HB3	37:D:2040:HOH:O	2.12	0.48
24:S:43:ASN:ND2	24:S:108:ARG:NE	2.60	0.48
21:P:45:PRO:O	21:P:51:ARG:NH2	2.46	0.48
9:D:18:ILE:HG12	9:D:134:LEU:CD2	2.43	0.48
9:D:64:ARG:HD3	9:D:67:ASP:HB3	1.93	0.48
25:T:45:GLU:HB3	37:T:2021:HOH:O	2.13	0.48

*Continued on next page...*

*Continued from previous page...*

Atom-1	Atom-2	Distance(Å)	Clash(Å)
37:O:8725:HOH:O	7:B:48:MET:N	2.46	0.48
1:O:1081:A:H5''	37:O:5645:HOH:O	2.12	0.48
1:O:2727:A:C6	1:O:2756:U:C2	3.01	0.48
7:B:41:PHE:CE1	7:B:79:MET:HG3	2.47	0.48
1:O:2480:G:O2'	1:O:2481:G:H5'	2.13	0.48
1:O:1462:C:H2'	1:O:1463:A:C8	2.48	0.48
8:C:31:ILE:HD13	8:C:229:PRO:HB3	1.94	0.48
1:O:1380:U:H2'	37:O:6215:HOH:O	2.13	0.48
1:O:1019:C:O2'	1:O:1020:A:H5'	2.13	0.48
1:O:1313:A:H5'	29:X:208:LYS:O	2.12	0.48
1:O:240:C:H5''	1:O:270:U:O4	2.13	0.48
8:C:193:LEU:HA	8:C:211:ASP:O	2.13	0.48
1:O:1266:U:O3'	29:X:115:ARG:NH2	2.46	0.48
29:X:112:GLU:HA	29:X:112:GLU:OE1	2.14	0.48
1:O:1689:A:OP2	1:O:1689:A:H8	1.96	0.48
20:O:80:ARG:HG2	20:O:87:ARG:NE	2.28	0.48
1:O:2657:G:O2'	1:O:2842:G:N7	2.42	0.48
24:S:27:LEU:HD21	24:S:40:VAL:HB	1.95	0.48
17:L:12:TRP:HB2	37:L:2036:HOH:O	2.12	0.48
1:O:2325:C:H2'	1:O:2326:U:H6	1.78	0.48
1:O:358:G:H3'	37:O:4165:HOH:O	2.13	0.48
1:O:2588:G:H3'	1:O:2589:U:H5''	1.94	0.48
1:O:2059:U:H2'	1:O:2060:A:C8	2.48	0.48
5:9:119:C:H2'	5:9:120:A:C8	2.48	0.48
1:O:764:C:C2'	1:O:765:G:H5'	2.43	0.48
3:2:46:ILE:HD13	17:L:87:MET:HB3	1.96	0.48
1:O:1003:U:O2	13:H:90:PHE:HZ	1.96	0.48
30:Y:33:HIS:NE2	37:Y:2014:HOH:O	2.35	0.48
1:O:1941:A:HO2'	1:O:1942:A:P	2.35	0.48
1:O:2747:C:H4'	1:O:2748:G:H4'	1.94	0.48
23:R:10:VAL:CG1	26:U:36:ALA:HA	2.38	0.48
13:H:27:LYS:N	13:H:58:HIS:HD2	2.05	0.48
1:O:1711:A:O2'	1:O:1712:A:H5'	2.12	0.48
1:O:1088:A:C6	1:O:1291:A:H1'	2.48	0.48
18:M:175:LEU:O	18:M:176:ARG:C	2.49	0.48
1:O:2415:A:C2'	1:O:2416:G:H5'	2.40	0.48
27:V:35:VAL:CG2	27:V:41:TYR:CD2	2.96	0.48
1:O:2754:G:H4'	37:O:8794:HOH:O	2.12	0.48
10:E:11:VAL:HG12	10:E:12:ASP:H	1.78	0.48
1:O:1527:A:O2'	1:O:1528:A:O5'	2.31	0.48
10:E:81:GLU:O	10:E:172:PRO:HD3	2.12	0.48
1:O:849:C:O2'	1:O:850:U:H5'	2.12	0.48

*Continued on next page...*

*Continued from previous page...*

Atom-1	Atom-2	Distance(Å)	Clash(Å)
37:O:8352:HOH:O	7:B:236:ILE:HA	2.13	0.48
1:O:2729:C:H1'	1:O:2864:U:O2'	2.13	0.48
1:O:2732:U:O2'	1:O:2733:U:H5'	2.13	0.48
7:B:24:PRO:HG2	7:B:204:GLY:HA2	1.96	0.48
17:L:87:MET:H	17:L:87:MET:HG3	1.41	0.48
27:V:48:VAL:O	27:V:48:VAL:HG12	2.14	0.48
13:H:136:VAL:HG22	13:H:137:ASN:N	2.27	0.48
30:Y:30:GLU:HA	30:Y:33:HIS:CB	2.43	0.48
14:I:46:ILE:HA	37:I:2011:HOH:O	2.13	0.48
7:B:53:LEU:HD21	7:B:270:ILE:HG23	1.94	0.48
7:B:223:ARG:NH1	7:B:232:TRP:CB	2.76	0.48
18:M:58:LEU:N	18:M:58:LEU:CD1	2.76	0.48
1:O:559:U:H6	1:O:559:U:H5'	1.78	0.48
12:G:27:ILE:HD13	12:G:71:LEU:HD23	1.95	0.48
7:B:258:GLY:H	7:B:260:HIS:HE1	1.61	0.48
26:U:64:GLY:O	26:U:65:ASP:CB	2.62	0.48
23:R:57:THR:HG22	23:R:59:ASP:H	1.78	0.48
1:O:87:C:H2'	2:1:30:ASP:OD2	2.14	0.48
1:O:88:G:C2	2:1:24:TRP:HB2	2.48	0.48
1:O:202:U:H2'	1:O:203:G:O4'	2.13	0.48
1:O:585:C:H5''	37:O:4564:HOH:O	2.12	0.48
17:L:184:ARG:HG3	17:L:185:PRO:HA	1.95	0.48
17:L:85:ARG:HA	17:L:87:MET:CE	2.43	0.48
1:O:2715:G:N2	7:B:264:GLU:OE1	2.46	0.48
1:O:485:A:H4'	1:O:486:A:OP1	2.12	0.48
8:C:5:ILE:HG22	8:C:6:TYR:N	2.28	0.48
1:O:198:A:C5	1:O:2444:U:O4'	2.66	0.48
1:O:2483:A:H4'	37:O:8214:HOH:O	2.14	0.48
16:K:143:THR:HG22	16:K:144:ASP:H	1.77	0.48
19:N:96:VAL:CG1	19:N:100:GLN:HB2	2.43	0.48
1:O:2768:A:O2'	1:O:2769:C:H5'	2.13	0.48
21:P:53:HIS:N	35:P:1097:CL:CL	2.76	0.48
13:H:46:VAL:O	13:H:146:TRP:HH2	1.97	0.48
1:O:881:C:H2'	37:O:4372:HOH:O	2.11	0.48
18:M:163:PHE:O	18:M:164:ASP:O	2.32	0.48
1:O:220:C:C2	16:K:48:LYS:HE2	2.49	0.48
22:Q:50:VAL:HA	22:Q:55:GLN:O	2.14	0.48
25:T:13:ILE:HG12	25:T:32:CYS:HB2	1.94	0.48
1:O:1617:C:H5''	1:O:1618:G:OP2	2.13	0.48
8:C:161:ASP:HA	37:C:2112:HOH:O	2.12	0.48
8:C:136:VAL:HA	8:C:137:PRO:O	2.14	0.48
13:H:157:ILE:CG2	13:H:158:ASN:N	2.77	0.48

*Continued on next page...*



*Continued from previous page...*

Atom-1	Atom-2	Distance(Å)	Clash(Å)
24:S:71:VAL:HG12	24:S:72:ILE:N	2.28	0.48
1:0:2379:G:H8	37:0:8038:HOH:O	1.97	0.48
1:0:2674:G:H1'	1:0:2813:A:N6	2.28	0.48
1:0:2842:G:H2'	1:0:2843:A:C5'	2.43	0.48
1:0:2034:U:H5''	37:0:7435:HOH:O	2.13	0.48
11:F:16:ALA:HA	11:F:111:ILE:HD13	1.96	0.48
29:X:127:GLN:HB2	37:X:2030:HOH:O	2.13	0.48
27:V:149:LEU:HG	27:V:153:MET:CE	2.42	0.48
27:V:54:PHE:CZ	27:V:140:LYS:HB2	2.49	0.48
1:0:24:G:O2'	1:0:25:A:P	2.71	0.48
2:1:40:ARG:HD2	2:1:47:THR:HG22	1.95	0.48
3:2:16:GLU:HG3	3:2:18:GLN:HE21	1.78	0.48
1:0:2322:U:H4'	1:0:2323:G:OP1	2.14	0.48
18:M:97:VAL:HG12	18:M:127:LEU:HD11	1.96	0.48
1:0:1594:C:O2'	1:0:1595:G:H5'	2.13	0.48
1:0:907:A:H4'	1:0:1328:A:C2	2.48	0.48
1:0:2735:U:H2'	1:0:2736:U:H6	1.79	0.48
1:0:2429:A:H2'	1:0:2430:A:C8	2.49	0.48
18:M:152:GLU:C	18:M:154:LEU:H	2.17	0.48
17:L:47:ASP:CG	17:L:48:ARG:N	2.67	0.48
1:0:228:C:C2'	1:0:229:G:H5'	2.43	0.48
1:0:1009:U:O2'	1:0:1010:C:C5	2.66	0.48
1:0:1020:A:H2'	1:0:1021:G:C8	2.48	0.48
1:0:764:C:H2'	1:0:765:G:O4'	2.14	0.48
1:0:2573:G:O2'	1:0:2574:G:H5'	2.14	0.48
16:K:98:GLU:O	16:K:99:GLU:HB2	2.14	0.48
1:0:824:G:H2'	1:0:826:U:OP1	2.13	0.48
37:B:2034:HOH:O	14:I:104:TYR:HA	2.13	0.48
1:0:155:C:OP2	17:L:188:ARG:NH1	2.35	0.48
1:0:297:U:H2'	1:0:298:C:C6	2.49	0.48
27:V:4:LEU:HB2	27:V:33:THR:CG2	2.43	0.48
1:0:1003:U:H4'	13:H:86:ARG:O	2.13	0.48
1:0:1589:G:N2	1:0:1605:G:C2'	2.77	0.48
1:0:2780:C:C1'	10:E:143:GLN:HE21	2.26	0.48
1:0:2463:A:C4'	1:0:2464:C:OP2	2.59	0.48
26:U:27:LEU:HD13	26:U:49:LEU:HB3	1.96	0.48
1:0:1736:A:OP1	7:B:231:GLY:HA2	2.14	0.48
28:W:22:ASN:O	28:W:24:LYS:N	2.46	0.48
1:0:877:G:H5'	1:0:878:G:OP1	2.14	0.48
21:P:41:LEU:N	21:P:41:LEU:HD12	2.28	0.48
10:E:32:ARG:O	10:E:33:LEU:HD23	2.14	0.48
8:C:20:ASP:O	8:C:23:GLU:N	2.46	0.48

*Continued on next page...*



*Continued from previous page...*

Atom-1	Atom-2	Distance(Å)	Clash(Å)
17:L:123:ASP:OD1	17:L:123:ASP:C	2.52	0.48
1:0:477:A:C2	1:0:478:C:C2	3.02	0.48
1:0:1266:U:H4'	29:X:115:ARG:NH2	2.17	0.48
17:L:157:LEU:HA	35:L:1196:CL:CL	2.50	0.48
17:L:37:VAL:CG1	17:L:63:VAL:HG11	2.43	0.48
17:L:173:LEU:HD23	17:L:183:VAL:HG12	1.96	0.48
1:0:1158:G:O2'	1:0:1159:G:H5'	2.14	0.48
1:0:761:A:H5'	1:0:763:C:OP2	2.13	0.48
6:A:9:ARG:NE	37:A:2013:HOH:O	2.47	0.48
37:0:7141:HOH:O	6:A:11:ARG:HA	2.13	0.48
1:0:954:U:H3'	37:0:5427:HOH:O	2.13	0.48
1:0:230:C:O2'	1:0:231:G:H5'	2.14	0.48
1:0:1020:A:H2'	1:0:1021:G:H8	1.79	0.48
6:A:105:VAL:HG12	6:A:106:CYS:N	2.28	0.48
1:0:1756:G:H1'	37:0:7425:HOH:O	2.12	0.48
7:B:76:THR:N	7:B:77:PRO:HD3	2.28	0.48
1:0:2054:A:N3	22:Q:128:ARG:NH2	2.62	0.48
1:0:1295:G:H5''	16:K:14:GLY:O	2.13	0.48
21:P:77:ASP:O	21:P:79:GLY:N	2.47	0.48
1:0:1262:C:H1'	27:V:120:PRO:HG3	1.95	0.48
6:A:33:GLU:O	6:A:34:ASP:HB2	2.14	0.48
31:Z:26:SER:HB3	31:Z:35:SER:OG	2.14	0.48
9:D:27:ILE:HD11	9:D:37:ALA:CB	2.36	0.48
26:U:42:ASN:O	26:U:44:GLY:N	2.47	0.48
24:S:46:ASP:OD1	24:S:101:LEU:HA	2.14	0.48
24:S:26:THR:HG23	24:S:26:THR:O	2.13	0.48
7:B:70:PRO:O	7:B:71:VAL:CG2	2.62	0.48
31:Z:22:CYS:SG	31:Z:24:GLU:N	2.79	0.48
7:B:144:THR:CG2	7:B:145:HIS:N	2.77	0.48
17:L:48:ARG:O	17:L:52:LEU:HG	2.14	0.48
3:2:35:TRP:HA	3:2:38:ARG:NH1	2.28	0.48
1:0:473:A:O2'	1:0:474:C:H5'	2.14	0.48
1:0:1270:U:H2'	1:0:1271:A:H8	1.79	0.48
6:A:105:VAL:O	6:A:126:ALA:N	2.35	0.48
1:0:1921:A:O2'	1:0:1922:A:H5'	2.14	0.48
14:I:92:GLN:O	14:I:96:GLU:HB2	2.14	0.48
1:0:1346:U:H2'	1:0:1347:U:C6	2.49	0.48
1:0:2561:C:O2'	1:0:2562:G:H5'	2.14	0.48
1:0:868:G:O5'	1:0:870:G:H1'	2.14	0.47
8:C:236:THR:HA	37:C:2105:HOH:O	2.14	0.47
1:0:80:A:H1'	1:0:81:G:O4'	2.14	0.47
30:Y:10:ARG:HG3	30:Y:11:THR:H	1.78	0.47

*Continued on next page...*

*Continued from previous page...*

Atom-1	Atom-2	Distance(Å)	Clash(Å)
27:V:122:ARG:NH1	27:V:122:ARG:CG	2.76	0.47
1:0:264:G:O6	11:F:32:GLY:HA3	2.14	0.47
1:0:185:G:C4'	1:0:186:A:OP1	2.61	0.47
1:0:114:A:H5'	1:0:115:U:OP1	2.14	0.47
1:0:1085:C:H2'	1:0:1086:A:C5'	2.44	0.47
29:X:151:SER:HB3	29:X:154:ARG:CB	2.44	0.47
1:0:139:C:H4'	1:0:140:G:C2	2.49	0.47
5:9:43:G:C2	5:9:47:A:C2	3.02	0.47
22:Q:145:LEU:HD12	22:Q:146:ILE:N	2.28	0.47
1:0:358:G:C2'	1:0:359:U:OP2	2.62	0.47
1:0:2691:A:N1	1:0:2702:A:H5''	2.28	0.47
24:S:105:ASP:OD1	24:S:107:LYS:N	2.42	0.47
1:0:1901:G:O2'	1:0:1902:G:H5'	2.14	0.47
1:0:1647:G:O2'	1:0:1648:G:H5'	2.14	0.47
1:0:2121:G:H5''	37:0:7684:HOH:O	2.12	0.47
5:9:74:G:H1	5:9:107:C:H42	1.62	0.47
26:U:12:THR:HG23	26:U:14:ALA:N	2.30	0.47
1:0:746:A:H4'	1:0:747:G:C5'	2.43	0.47
13:H:137:ASN:ND2	37:H:2060:HOH:O	2.46	0.47
9:D:23:VAL:CG2	9:D:73:VAL:HB	2.44	0.47
18:M:140:GLN:O	18:M:143:ARG:HB2	2.13	0.47
15:J:87:ARG:NE	37:J:2048:HOH:O	2.48	0.47
17:L:173:LEU:HA	17:L:183:VAL:HG11	1.96	0.47
1:0:1878:G:H1'	37:0:7192:HOH:O	2.14	0.47
12:G:19:GLU:HG3	12:G:23:ILE:HD11	1.96	0.47
26:U:57:LYS:HA	26:U:60:GLN:HE21	1.80	0.47
1:0:1058:A:H2'	1:0:1060:C:C5'	2.44	0.47
1:0:2272:G:N2	1:0:2273:C:H1'	2.29	0.47
1:0:1851:G:O2'	1:0:1852:A:H5'	2.14	0.47
18:M:73:ALA:HB1	18:M:74:PRO:HD2	1.95	0.47
1:0:904:U:O2	1:0:1354:G:O5'	2.33	0.47
5:9:98:C:O2'	5:9:99:U:H5'	2.14	0.47
1:0:1309:U:H2'	1:0:1310:U:O4'	2.14	0.47
16:K:126:SER:O	16:K:129:ALA:HB3	2.14	0.47
1:0:799:C:O2'	1:0:800:G:H5'	2.15	0.47
1:0:1503:U:H3'	1:0:1503:U:H6	1.80	0.47
9:D:54:ALA:CB	9:D:69:ILE:HD12	2.40	0.47
16:K:35:ARG:HB2	16:K:35:ARG:NH1	2.30	0.47
5:9:13:A:H1'	5:9:114:G:C5	2.49	0.47
1:0:709:G:O2'	19:N:25:VAL:HG12	2.13	0.47
3:2:84:ARG:HG3	3:2:84:ARG:HH11	1.78	0.47
1:0:451:C:H2'	1:0:452:G:O4'	2.15	0.47

*Continued on next page...*

*Continued from previous page...*

Atom-1	Atom-2	Distance(Å)	Clash(Å)
16:K:145:LEU:HD23	16:K:145:LEU:O	2.13	0.47
1:0:98:A:H2'	1:0:99:A:H5'	1.96	0.47
1:0:2526:C:O2'	1:0:2527:U:H5'	2.14	0.47
1:0:2793:A:H2'	1:0:2794:G:H5'	1.96	0.47
1:0:1666:C:O2'	1:0:1667:A:H5'	2.14	0.47
1:0:1862:C:O2'	1:0:1863:G:H5'	2.14	0.47
1:0:2756:U:H2'	1:0:2757:A:C8	2.50	0.47
1:0:901:G:OP2	16:K:18:HIS:HE1	1.96	0.47
1:0:2451:G:H8	37:0:8116:HOH:O	1.97	0.47
8:C:141:SER:HB2	37:C:2106:HOH:O	2.14	0.47
19:N:35:LYS:O	19:N:40:HIS:NE2	2.48	0.47
26:U:12:THR:HG22	26:U:15:GLU:H	1.79	0.47
5:9:6:C:OP1	18:M:37:ARG:NH1	2.47	0.47
1:0:2670:G:N2	37:0:8663:HOH:O	2.44	0.47
22:Q:104:PHE:HB2	22:Q:109:MET:HE1	1.95	0.47
22:Q:39:THR:O	22:Q:40:ALA:C	2.53	0.47
8:C:107:ARG:O	8:C:110:ALA:N	2.48	0.47
1:0:1088:A:OP2	1:0:1261:A:H4'	2.14	0.47
9:D:173:GLU:OE1	9:D:174:VAL:HG23	2.14	0.47
7:B:217:ARG:HE	7:B:257:THR:HG22	1.78	0.47
1:0:2821:C:H4'	7:B:116:PRO:HG3	1.97	0.47
1:0:380:A:C4	17:L:13:LYS:HG2	2.49	0.47
17:L:49:ALA:C	17:L:54:TYR:HB3	2.33	0.47
1:0:2084:C:N4	37:0:7572:HOH:O	2.46	0.47
13:H:154:THR:HB	13:H:155:PRO:HD3	1.97	0.47
1:0:1798:C:O5'	1:0:1798:C:H6	1.96	0.47
1:0:1847:A:C8	1:0:1848:G:C8	3.03	0.47
1:0:1253:C:H2'	1:0:1254:C:H6	1.80	0.47
13:H:47:GLU:HB3	13:H:133:ILE:HD13	1.95	0.47
9:D:25:MET:CE	9:D:37:ALA:HB1	2.43	0.47
37:0:7397:HOH:O	30:Y:17:ARG:HG2	2.14	0.47
1:0:282:C:H1'	1:0:368:C:H42	1.80	0.47
1:0:1292:G:O5'	1:0:1292:G:H8	1.97	0.47
24:S:43:ASN:HB2	24:S:46:ASP:OD2	2.14	0.47
1:0:1525:G:H2'	1:0:1526:A:H8	1.74	0.47
1:0:458:G:C2	1:0:464:G:C4	3.02	0.47
1:0:2851:G:H2'	1:0:2902:A:N6	2.28	0.47
1:0:731:U:H2'	1:0:732:C:H6	1.80	0.47
1:0:2866:U:H5'	37:0:8970:HOH:O	2.13	0.47
23:R:57:THR:CG2	23:R:58:MET:N	2.77	0.47
10:E:98:GLU:OE1	10:E:103:VAL:HG21	2.14	0.47
7:B:280:VAL:HG13	7:B:333:GLU:O	2.15	0.47

*Continued on next page...*

*Continued from previous page...*

Atom-1	Atom-2	Distance(Å)	Clash(Å)
1:0:1389:G:H1'	1:0:1435:U:O2	2.15	0.47
1:0:392:U:H5''	17:L:193:LYS:HB3	1.96	0.47
37:0:3597:HOH:O	20:O:71:LYS:HG2	2.13	0.47
8:C:69:HIS:CD2	8:C:69:HIS:N	2.80	0.47
1:0:2776:A:H2'	1:0:2777:G:O4'	2.14	0.47
7:B:40:GLY:HA2	7:B:311:PHE:O	2.15	0.47
28:W:76:ARG:O	28:W:77:PHE:HB3	2.14	0.47
27:V:54:PHE:CE1	27:V:140:LYS:HB2	2.49	0.47
15:J:80:ILE:O	15:J:87:ARG:HA	2.15	0.47
28:W:87:ALA:O	28:W:88:GLU:HG2	2.14	0.47
1:0:1688:G:N1	1:0:1692:C:H2'	2.21	0.47
18:M:7:LYS:HE3	21:P:21:ARG:O	2.14	0.47
1:0:876:A:O2'	1:0:877:G:H5'	2.14	0.47
17:L:134:ILE:HG23	17:L:141:ILE:HD13	1.96	0.47
1:0:1023:C:C2'	1:0:1024:G:H5'	2.44	0.47
1:0:2597:U:H5''	37:0:8454:HOH:O	2.13	0.47
5:9:119:C:O2'	5:9:120:A:H5'	2.14	0.47
1:0:220:C:H1'	37:0:3759:HOH:O	2.14	0.47
7:B:147:VAL:O	7:B:147:VAL:HG12	2.14	0.47
37:0:3810:HOH:O	18:M:13:ARG:HD3	2.15	0.47
1:0:1268:C:O2'	1:0:1269:G:H5'	2.14	0.47
30:Y:27:ALA:HA	37:Y:2013:HOH:O	2.14	0.47
30:Y:57:CYS:O	30:Y:61:GLY:N	2.39	0.47
14:I:45:VAL:HG22	14:I:46:ILE:N	2.30	0.47
1:0:2270:G:H4'	6:A:223:ARG:NH1	2.20	0.47
14:I:71:TYR:CD2	14:I:72:PRO:O	2.67	0.47
14:I:71:TYR:CD1	14:I:72:PRO:HD2	2.50	0.47
1:0:1710:A:H5''	1:0:1711:A:OP2	2.15	0.47
8:C:107:ARG:CB	8:C:107:ARG:HH11	2.27	0.47
1:0:2581:U:H5''	1:0:2582:G:H5'	1.96	0.47
20:O:76:GLY:C	20:O:78:GLY:N	2.67	0.47
1:0:289:G:N2	1:0:363:A:H2	2.13	0.47
7:B:43:GLY:O	7:B:309:VAL:HG22	2.15	0.47
7:B:74:ILE:HG13	37:B:2029:HOH:O	2.15	0.47
17:L:134:ILE:O	17:L:136:PRO:HD3	2.15	0.47
1:0:2634:G:H2'	1:0:2635:A:H8	1.80	0.47
37:0:4708:HOH:O	19:N:37:ARG:CG	2.62	0.47
25:T:36:CYS:SG	25:T:51:TRP:HH2	2.37	0.47
1:0:954:U:O2'	1:0:955:A:H5'	2.14	0.47
9:D:86:THR:O	9:D:90:LEU:HG	2.14	0.47
29:X:107:PRO:HD3	29:X:182:PHE:CE1	2.49	0.47
1:0:778:C:C2	1:0:881:C:O4'	2.68	0.47

*Continued on next page...*

*Continued from previous page...*

Atom-1	Atom-2	Distance(Å)	Clash(Å)
21:P:33:PHE:HE2	21:P:93:ARG:HG3	1.79	0.47
10:E:101:GLU:HB3	10:E:117:THR:HA	1.97	0.47
7:B:82:VAL:HG12	7:B:101:TRP:CE3	2.50	0.47
1:O:2700:G:H2'	1:O:2701:G:H5'	1.96	0.47
29:X:178:HIS:CD2	29:X:229:LEU:HD13	2.50	0.47
1:O:1619:G:H2'	1:O:1620:C:C6	2.48	0.47
20:O:36:THR:O	20:O:39:ASP:HB2	2.14	0.47
7:B:6:PRO:HB3	37:B:2004:HOH:O	2.13	0.47
5:9:2:U:H4'	37:9:2002:HOH:O	2.14	0.47
6:A:127:GLN:HB3	6:A:139:LYS:HB3	1.95	0.47
23:R:20:PHE:CD2	23:R:20:PHE:N	2.81	0.47
28:W:52:PRO:O	28:W:53:SER:C	2.52	0.47
1:O:842:C:O2	1:O:1693:A:H2'	2.14	0.47
8:C:219:ASN:O	8:C:222:ASP:OD1	2.33	0.47
1:O:661:G:C5	1:O:686:A:C2	3.03	0.47
6:A:200:PRO:CG	6:A:225:VAL:HG21	2.44	0.47
17:L:106:ASN:HB2	17:L:114:VAL:CG2	2.45	0.47
1:O:2747:C:H4'	1:O:2748:G:C4'	2.45	0.47
1:O:1882:C:OP1	6:A:192:VAL:N	2.43	0.47
1:O:1131:G:C6	1:O:1230:A:C4	3.03	0.47
29:X:189:ASN:C	29:X:189:ASN:ND2	2.62	0.47
17:L:77:PHE:CD1	17:L:77:PHE:O	2.68	0.47
3:2:47:GLY:CA	17:L:83:SER:HB2	2.45	0.47
1:O:2474:A:H4'	1:O:2475:C:C5'	2.45	0.47
1:O:2033:G:C6	1:O:2038:A:C2	3.03	0.47
1:O:922:A:N7	1:O:2281:C:H5'	2.30	0.47
1:O:656:G:H2'	1:O:657:G:H8	1.80	0.47
18:M:154:LEU:O	18:M:155:GLU:CB	2.62	0.47
17:L:174:ARG:NH1	37:L:2135:HOH:O	2.42	0.47
11:F:101:ALA:HB2	11:F:108:LEU:HD23	1.96	0.47
7:B:139:ASP:HB2	7:B:165:ARG:NE	2.30	0.47
9:D:84:LEU:HD22	9:D:88:LEU:HD21	1.96	0.47
1:O:1574:C:H6	1:O:1574:C:O5'	1.97	0.47
1:O:1925:G:H5'	3:2:29:ARG:HH12	1.79	0.47
5:9:108:C:O2'	5:9:109:G:H5'	2.15	0.47
29:X:156:GLY:O	29:X:157:ILE:C	2.52	0.47
1:O:1544:U:H2'	1:O:1545:C:C6	2.50	0.47
1:O:1566:C:O2'	1:O:1567:A:H5'	2.15	0.47
13:H:50:VAL:CG2	13:H:125:VAL:HG11	2.44	0.47
1:O:2681:A:H62	7:B:10:SER:HA	1.80	0.47
1:O:1473:U:O2'	31:Z:41:LYS:HE2	2.15	0.47
26:U:1:THR:HG23	26:U:2:VAL:HG23	1.96	0.47

*Continued on next page...*

*Continued from previous page...*

Atom-1	Atom-2	Distance(Å)	Clash(Å)
18:M:143:ARG:HA	18:M:172:PHE:CD2	2.50	0.47
9:D:11:HIS:O	9:D:12:GLU:HB3	2.15	0.47
6:A:167:LYS:CE	30:Y:26:VAL:HG13	2.44	0.47
22:Q:39:THR:HB	22:Q:42:GLU:CG	2.44	0.47
7:B:222:LYS:O	7:B:223:ARG:C	2.52	0.47
21:P:43:ILE:HA	21:P:90:HIS:ND1	2.30	0.47
1:O:1930:A:C6	1:O:1931:A:C6	3.03	0.47
1:O:1392:A:O2'	1:O:1394:C:OP2	2.31	0.47
11:F:4:VAL:HG13	11:F:76:PHE:CD1	2.49	0.47
16:K:65:ASP:OD1	16:K:109:LEU:HB2	2.15	0.47
19:N:113:VAL:C	19:N:114:ILE:HD13	2.36	0.47
1:O:1618:G:O2'	1:O:1619:G:H5'	2.15	0.47
1:O:2040:C:H2'	1:O:2041:G:O4'	2.14	0.47
18:M:37:ARG:NE	18:M:105:GLY:HA3	2.30	0.47
13:H:44:ALA:HB3	13:H:136:VAL:O	2.15	0.47
13:H:50:VAL:HA	13:H:157:ILE:HG12	1.97	0.47
9:D:41:LEU:O	9:D:44:ILE:HG22	2.15	0.47
1:O:487:G:H1'	1:O:512:G:H21	1.80	0.47
14:I:46:ILE:HG12	14:I:53:ILE:HD13	1.96	0.47
28:W:87:ALA:O	28:W:88:GLU:CG	2.63	0.47
1:O:1845:A:P	6:A:190:ARG:NH1	2.88	0.47
1:O:2503:A:P	13:H:147:ARG:HH22	2.38	0.47
21:P:21:ARG:NH2	37:P:2025:HOH:O	2.46	0.47
11:F:61:MET:HB3	17:L:19:GLN:OE1	2.15	0.47
20:O:76:GLY:O	20:O:78:GLY:N	2.47	0.47
1:O:367:G:O2'	1:O:368:C:H5'	2.15	0.47
24:S:51:LEU:HD11	24:S:97:ARG:HB2	1.97	0.47
1:O:2493:C:H5''	1:O:2494:G:OP1	2.14	0.47
1:O:640:G:H1'	37:O:4667:HOH:O	2.15	0.47
1:O:2897:C:H2'	1:O:2898:G:C8	2.50	0.47
1:O:656:G:O2'	1:O:657:G:H5'	2.14	0.47
1:O:380:A:C6	17:L:13:LYS:HD3	2.50	0.47
18:M:171:HIS:CE1	37:M:2032:HOH:O	2.68	0.47
8:C:19:PRO:HG2	8:C:22:PHE:CD1	2.50	0.47
1:O:1268:C:H2'	1:O:1269:G:H8	1.80	0.47
1:O:1727:G:H5'	37:O:6848:HOH:O	2.14	0.47
2:1:13:LYS:O	2:1:16:ASN:N	2.48	0.47
24:S:63:ILE:N	24:S:73:HIS:O	2.46	0.47
1:O:1154:A:H2'	1:O:1155:G:C8	2.50	0.47
17:L:185:PRO:HG2	17:L:189:VAL:HG11	1.97	0.46
1:O:1096:U:O2'	1:O:1097:A:H5'	2.15	0.46
14:I:52:GLN:HG3	14:I:53:ILE:N	2.29	0.46

*Continued on next page...*

*Continued from previous page...*

Atom-1	Atom-2	Distance(Å)	Clash(Å)
17:L:71:SER:O	17:L:73:ARG:NH1	2.48	0.46
27:V:154:ARG:HB3	27:V:154:ARG:HE	1.45	0.46
5:9:76:G:C3'	5:9:77:A:H5''	2.41	0.46
7:B:51:VAL:HG13	7:B:53:LEU:CD1	2.45	0.46
1:0:1776:A:O2'	1:0:1777:G:H5''	2.14	0.46
1:0:2353:A:O2'	18:M:7:LYS:HB3	2.15	0.46
16:K:32:ASP:O	16:K:35:ARG:HB3	2.15	0.46
1:0:2726:U:P	1:0:2755:G:H22	2.38	0.46
1:0:452:G:H4'	1:0:455:A:N3	2.30	0.46
1:0:1496:G:H2'	1:0:1497:G:C8	2.50	0.46
1:0:381:G:OP1	17:L:48:ARG:NH2	2.39	0.46
1:0:1270:U:O2'	1:0:1271:A:H5'	2.15	0.46
1:0:654:A:H2'	1:0:655:U:C6	2.51	0.46
8:C:103:ASN:HB2	8:C:106:GLU:HB2	1.96	0.46
1:0:404:G:H5''	1:0:2131:G:O4'	2.15	0.46
1:0:2871:G:C6	1:0:2872:U:C4	3.04	0.46
29:X:143:TRP:CE2	29:X:164:VAL:HG23	2.50	0.46
21:P:46:SER:O	21:P:48:PRO:HD3	2.14	0.46
1:0:1039:G:H2'	1:0:1040:A:O4'	2.15	0.46
5:9:4:G:O2'	18:M:44:ARG:NH2	2.48	0.46
37:0:7171:HOH:O	6:A:182:ARG:HD2	2.15	0.46
6:A:121:ALA:O	6:A:124:VAL:HG22	2.15	0.46
1:0:522:U:O2'	1:0:1366:C:H5'	2.16	0.46
1:0:1441:G:H1'	37:0:6349:HOH:O	2.15	0.46
26:U:12:THR:HG23	26:U:14:ALA:HB3	1.97	0.46
13:H:130:HIS:CG	13:H:133:ILE:HD11	2.50	0.46
7:B:206:THR:HA	7:B:303:GLY:H	1.80	0.46
1:0:1448:A:H4'	37:0:6493:HOH:O	2.14	0.46
1:0:263:U:O4	11:F:80:GLN:OE1	2.34	0.46
3:2:14:CYS:CB	3:2:18:GLN:HE22	2.28	0.46
6:A:100:PRO:HG2	6:A:103:VAL:CG2	2.41	0.46
16:K:92:ASP:HA	16:K:121:ILE:HB	1.98	0.46
1:0:2271:G:H5'	1:0:2272:G:N7	2.30	0.46
18:M:73:ALA:HB1	18:M:74:PRO:CD	2.46	0.46
7:B:41:PHE:N	37:B:2025:HOH:O	2.48	0.46
7:B:24:PRO:HD3	37:B:2016:HOH:O	2.15	0.46
8:C:185:LYS:N	37:C:2127:HOH:O	2.48	0.46
1:0:492:C:O2'	1:0:493:U:H5'	2.16	0.46
16:K:91:VAL:HG13	16:K:120:LEU:HD23	1.96	0.46
1:0:2050:G:H3'	37:0:7476:HOH:O	2.15	0.46
8:C:219:ASN:N	8:C:222:ASP:OD1	2.47	0.46
13:H:139:ASP:HA	37:H:2062:HOH:O	2.16	0.46

*Continued on next page...*



*Continued from previous page...*

Atom-1	Atom-2	Distance(Å)	Clash(Å)
1:0:630:A:H2	1:0:2072:G:OP2	1.99	0.46
15:J:114:ALA:O	15:J:117:VAL:HG23	2.16	0.46
7:B:27:ASN:H	7:B:27:ASN:ND2	2.03	0.46
1:0:1515:A:C2	1:0:1672:G:C2	3.03	0.46
1:0:1684:A:O2'	1:0:1685:A:H5'	2.15	0.46
22:Q:89:LEU:HA	22:Q:89:LEU:HD23	1.78	0.46
14:I:24:SER:HA	14:I:86:MET:SD	2.55	0.46
1:0:541:C:O2'	1:0:542:A:H5''	2.14	0.46
1:0:777:U:H2'	37:0:4963:HOH:O	2.15	0.46
1:0:1014:A:H2'	1:0:1015:C:H5'	1.97	0.46
1:0:1754:A:H2'	1:0:1755:A:O4'	2.16	0.46
1:0:1762:C:H2'	1:0:1763:C:H6	1.81	0.46
1:0:840:U:C2	1:0:2648:U:C4	3.04	0.46
37:0:6031:HOH:O	29:X:208:LYS:HD2	2.15	0.46
1:0:910:C:O2'	1:0:932:U:OP1	2.28	0.46
20:O:27:ARG:HD3	20:O:48:ALA:HB2	1.98	0.46
1:0:714:U:H6	1:0:714:U:O5'	1.98	0.46
7:B:301:VAL:O	7:B:302:PRO:O	2.34	0.46
1:0:1769:C:O5'	1:0:1769:C:H6	1.97	0.46
1:0:968:G:O2'	1:0:969:G:H5'	2.15	0.46
5:9:1:U:O3'	5:9:3:A:H5'	2.16	0.46
27:V:110:GLN:NE2	27:V:110:GLN:CA	2.78	0.46
16:K:133:VAL:HG13	37:K:2080:HOH:O	2.15	0.46
1:0:894:A:H5''	1:0:895:A:OP2	2.15	0.46
1:0:1130:U:H5'	37:0:5739:HOH:O	2.16	0.46
7:B:51:VAL:CG2	7:B:327:VAL:HG13	2.44	0.46
1:0:1700:C:N4	37:0:6787:HOH:O	2.48	0.46
1:0:2815:G:C4'	1:0:2816:A:OP2	2.59	0.46
1:0:963:C:H2'	1:0:964:G:C8	2.50	0.46
1:0:1730:G:C5'	1:0:1731:C:H6	2.25	0.46
13:H:31:PHE:HE2	13:H:87:LYS:O	1.97	0.46
1:0:2791:U:C4	1:0:2794:G:C6	3.03	0.46
1:0:2757:A:C2'	1:0:2758:G:H5'	2.45	0.46
1:0:1009:U:O2'	1:0:1010:C:H5	1.98	0.46
1:0:2055:A:H5'	22:Q:134:SER:HB2	1.98	0.46
1:0:664:U:O2'	1:0:665:A:H5'	2.15	0.46
1:0:1004:C:O2'	1:0:1005:A:H5'	2.16	0.46
27:V:93:ILE:HB	37:V:2043:HOH:O	2.14	0.46
1:0:1998:G:C6	1:0:1999:C:C4	3.04	0.46
7:B:29:TRP:CH2	7:B:164:THR:HA	2.51	0.46
1:0:1832:G:O2'	1:0:1833:U:H5'	2.15	0.46
1:0:816:G:C6	1:0:817:G:C6	3.04	0.46

*Continued on next page...*



*Continued from previous page...*

Atom-1	Atom-2	Distance(Å)	Clash(Å)
1:0:795:G:H2'	1:0:817:G:H22	1.80	0.46
14:I:107:ASN:ND2	14:I:109:TYR:HB2	2.27	0.46
5:9:57:A:C8	9:D:141:VAL:HG21	2.50	0.46
1:0:1589:G:O2'	1:0:1590:A:H8	1.99	0.46
14:I:77:GLY:O	14:I:80:LYS:N	2.49	0.46
1:0:1159:G:H1	1:0:1208:C:H42	1.64	0.46
1:0:708:A:H2'	1:0:709:G:O4'	2.14	0.46
1:0:675:U:H6	1:0:675:U:O5'	1.99	0.46
1:0:78:G:C6	1:0:79:G:N1	2.83	0.46
7:B:168:GLY:O	7:B:174:ARG:NH1	2.49	0.46
17:L:61:ILE:CG2	17:L:62:VAL:N	2.77	0.46
10:E:154:ILE:HD11	10:E:157:LYS:CE	2.45	0.46
13:H:57:ARG:HG3	13:H:57:ARG:HH11	1.81	0.46
1:0:926:A:O2'	16:K:41:HIS:CD2	2.69	0.46
1:0:1680:C:H2'	1:0:1681:G:O4'	2.15	0.46
1:0:2083:A:H2'	1:0:2084:C:H5''	1.98	0.46
8:C:180:SER:HB2	37:C:2117:HOH:O	2.14	0.46
1:0:1041:U:H2'	1:0:1042:U:H5'	1.98	0.46
19:N:40:HIS:HA	37:N:2017:HOH:O	2.14	0.46
1:0:2103:A:H2'	1:0:2104:C:H5'	1.97	0.46
1:0:1905:U:H2'	1:0:1906:C:C6	2.51	0.46
1:0:783:C:O2'	1:0:784:A:H5'	2.16	0.46
1:0:2626:C:H2'	1:0:2627:G:C8	2.50	0.46
10:E:100:ASP:HB2	37:E:2026:HOH:O	2.15	0.46
1:0:1981:A:O2'	1:0:1983:C:N4	2.49	0.46
6:A:195:ASN:HB2	6:A:197:VAL:HG12	1.96	0.46
15:J:53:ILE:HG13	15:J:55:VAL:HG23	1.98	0.46
8:C:236:THR:O	8:C:237:GLU:C	2.53	0.46
7:B:162:MET:HE2	7:B:310:ARG:HD3	1.96	0.46
8:C:16:VAL:CG1	8:C:17:ASP:N	2.77	0.46
17:L:31:TRP:HA	17:L:34:GLU:HG3	1.97	0.46
17:L:69:LYS:O	17:L:73:ARG:NH2	2.49	0.46
13:H:68:ALA:CB	13:H:145:ALA:O	2.63	0.46
13:H:142:VAL:C	13:H:144:GLU:N	2.69	0.46
17:L:81:ARG:O	17:L:86:MET:HE2	2.16	0.46
7:B:217:ARG:HD3	7:B:218:TRP:NE1	2.31	0.46
16:K:144:ASP:O	16:K:147:GLU:HB2	2.15	0.46
1:0:2241:C:H2'	1:0:2242:U:H6	1.79	0.46
7:B:251:VAL:HG23	7:B:252:PRO:HD2	1.97	0.46
16:K:38:HIS:CD2	16:K:39:GLU:HG3	2.51	0.46
1:0:1013:A:C2	1:0:1014:A:H1'	2.49	0.46
18:M:72:GLU:H	18:M:171:HIS:HE1	1.63	0.46

*Continued on next page...*

*Continued from previous page...*

Atom-1	Atom-2	Distance(Å)	Clash(Å)
1:0:418:C:H2'	1:0:419:A:C8	2.50	0.46
1:0:111:C:O2'	31:Z:20:ARG:HG2	2.15	0.46
1:0:2700:G:C2'	1:0:2701:G:H5'	2.45	0.46
1:0:2911:C:H2'	1:0:2912:C:H6	1.80	0.46
24:S:50:VAL:HG11	24:S:55:PHE:C	2.36	0.46
14:I:93:ARG:HH11	14:I:93:ARG:HB3	1.79	0.46
2:1:1:GLY:HA3	37:1:2002:HOH:O	2.15	0.46
1:0:871:G:C8	1:0:871:G:C5'	2.88	0.46
15:J:32:ILE:HD11	15:J:56:SER:HB3	1.97	0.46
1:0:2073:G:H1	1:0:2607:U:H1'	1.81	0.46
1:0:818:A:C6	1:0:819:A:C2	3.03	0.46
17:L:63:VAL:HG21	17:L:109:PHE:CZ	2.51	0.46
1:0:25:A:N6	1:0:518:G:H1'	2.30	0.46
24:S:52:ARG:O	24:S:53:GLY:O	2.34	0.46
1:0:790:A:H4'	1:0:1710:A:C8	2.51	0.46
6:A:51:ARG:HB3	6:A:51:ARG:NH1	2.31	0.46
1:0:1291:A:O2'	1:0:1292:G:H5'	2.16	0.46
1:0:319:A:H4'	1:0:338:C:C5	2.51	0.46
15:J:72:VAL:HG11	15:J:121:PHE:CE1	2.50	0.46
25:T:49:LEU:HD11	37:T:2003:HOH:O	2.14	0.46
31:Z:22:CYS:SG	31:Z:23:GLY:N	2.88	0.46
1:0:1488:U:C5'	1:0:1489:G:OP1	2.64	0.46
1:0:17:G:H2'	1:0:18:C:H6	1.75	0.46
1:0:1023:C:H2'	1:0:1024:G:O4'	2.15	0.46
1:0:1746:A:H61	1:0:1754:A:N6	2.14	0.46
1:0:1999:C:H2'	1:0:2000:G:H8	1.80	0.46
4:5:58:TYR:HB3	4:5:59:GLY:H	1.57	0.46
1:0:2579:G:O2'	1:0:2580:G:H5'	2.16	0.46
24:S:75:GLU:O	24:S:76:ASP:HB2	2.16	0.46
37:0:3871:HOH:O	7:B:2:GLN:HG3	2.16	0.46
1:0:672:G:H1'	37:0:4736:HOH:O	2.15	0.46
1:0:1211:G:O2'	1:0:1212:C:H5'	2.16	0.46
1:0:2831:C:H2'	1:0:2832:C:H5'	1.97	0.46
1:0:10:U:O4	1:0:532:A:OP2	2.34	0.46
1:0:1175:G:H8	37:0:5807:HOH:O	1.97	0.46
27:V:13:MET:CE	27:V:17:ILE:HG22	2.45	0.46
1:0:1444:G:O2'	1:0:1445:G:H5'	2.16	0.46
6:A:128:LEU:HG	37:A:2051:HOH:O	2.15	0.46
1:0:1872:C:O2'	6:A:26:ASP:HA	2.16	0.46
1:0:198:A:N7	1:0:2444:U:H5'	2.31	0.46
1:0:2812:A:H4'	1:0:2813:A:O5'	2.15	0.46
6:A:172:ALA:O	6:A:173:GLY:C	2.53	0.46

*Continued on next page...*

*Continued from previous page...*

Atom-1	Atom-2	Distance(Å)	Clash(Å)
8:C:238:SER:HB3	37:C:2157:HOH:O	2.16	0.46
1:0:1749:U:H3'	37:0:6926:HOH:O	2.16	0.46
1:0:1184:C:H2'	1:0:1185:U:H6	1.80	0.46
1:0:1186:C:H42	1:0:1190:G:N2	2.14	0.46
1:0:86:A:O2'	2:1:28:LYS:HE2	2.15	0.46
17:L:46:LEU:O	17:L:47:ASP:C	2.54	0.46
1:0:1392:A:O2'	1:0:1394:C:OP1	2.34	0.46
1:0:1778:A:H2'	1:0:1779:A:H5'	1.98	0.46
1:0:653:C:H2'	1:0:654:A:C8	2.51	0.46
1:0:1787:C:H4'	1:0:2883:A:O4'	2.14	0.46
1:0:2348:C:O2'	1:0:2349:G:H5'	2.16	0.46
22:Q:4:TYR:N	37:Q:2003:HOH:O	2.47	0.46
3:2:13:HIS:CD2	3:2:76:LYS:HB3	2.51	0.46
1:0:448:G:H3'	37:C:2124:HOH:O	2.15	0.46
6:A:199:HIS:CG	6:A:200:PRO:HD2	2.51	0.46
1:0:536:A:N6	1:0:2076:U:H5'	2.30	0.46
1:0:2533:C:H3'	37:0:8315:HOH:O	2.16	0.46
37:0:6417:HOH:O	17:L:104:ARG:HG3	2.14	0.46
17:L:24:MET:HB3	17:L:28:MET:HE3	1.97	0.46
28:W:85:VAL:HG12	28:W:86:GLU:N	2.30	0.46
1:0:308:U:C2	24:S:52:ARG:NH2	2.84	0.46
1:0:264:G:HO2'	1:0:265:U:H5	1.61	0.46
16:K:53:ARG:NH2	16:K:57:VAL:HG12	2.31	0.46
1:0:2106:C:H2'	1:0:2107:U:C6	2.51	0.46
8:C:24:THR:HG23	8:C:25:PRO:HD2	1.97	0.46
9:D:57:THR:HG23	9:D:63:ILE:CG2	2.44	0.46
1:0:2723:G:H1'	37:0:8737:HOH:O	2.15	0.46
7:B:265:LEU:N	7:B:265:LEU:HD12	2.31	0.46
1:0:559:U:H2'	1:0:560:C:O4'	2.15	0.46
6:A:66:ARG:CB	6:A:66:ARG:NH1	2.78	0.46
12:G:19:GLU:O	12:G:20:VAL:C	2.54	0.46
18:M:115:VAL:HG23	18:M:116:PHE:N	2.30	0.46
23:R:25:GLN:CG	23:R:65:VAL:HG22	2.46	0.46
1:0:1126:C:O2'	1:0:1128:U:C5	2.68	0.46
1:0:2688:U:H2'	1:0:2689:A:H8	1.81	0.46
1:0:1007:A:H2'	13:H:19:TYR:CE1	2.51	0.46
1:0:2869:G:H2'	1:0:2870:C:C6	2.51	0.46
1:0:1570:C:C2'	1:0:1571:G:H5'	2.46	0.46
37:0:5572:HOH:O	13:H:95:GLU:HA	2.15	0.46
1:0:100:C:H5'	24:S:16:LEU:HD12	1.97	0.46
1:0:1412:U:O2'	1:0:1413:A:H5'	2.15	0.46
24:S:78:THR:CB	24:S:86:GLU:HG2	2.45	0.46

*Continued on next page...*

*Continued from previous page...*

Atom-1	Atom-2	Distance(Å)	Clash(Å)
1:0:175:G:HO2'	1:0:176:U:P	2.36	0.46
6:A:128:LEU:HD13	6:A:138:VAL:HG22	1.98	0.46
30:Y:11:THR:O	30:Y:11:THR:HG23	2.16	0.46
17:L:35:PRO:HG2	17:L:38:VAL:HG23	1.97	0.46
15:J:113:ILE:HD12	15:J:128:ALA:HB2	1.98	0.46
23:R:51:GLN:NE2	37:R:2013:HOH:O	2.49	0.46
7:B:7:ARG:CG	7:B:7:ARG:NH1	2.79	0.46
7:B:223:ARG:NH1	7:B:232:TRP:HB3	2.31	0.46
28:W:22:ASN:C	28:W:24:LYS:H	2.18	0.46
6:A:9:ARG:O	6:A:10:GLY:C	2.54	0.46
5:9:47:A:C2	5:9:48:C:C2	3.04	0.46
1:0:558:C:C2'	1:0:559:U:C5'	2.93	0.46
8:C:27:ARG:HG3	8:C:29:ASP:OD1	2.16	0.46
11:F:100:ASP:O	11:F:101:ALA:O	2.34	0.46
10:E:86:VAL:HA	10:E:166:VAL:HA	1.98	0.46
8:C:21:VAL:C	8:C:23:GLU:H	2.20	0.46
1:0:1441:G:H2'	1:0:1442:A:H8	1.81	0.46
1:0:2087:C:O2'	1:0:2088:C:H5'	2.16	0.46
1:0:2847:G:H4'	37:0:8936:HOH:O	2.15	0.46
2:1:10:ARG:O	2:1:11:LEU:C	2.55	0.46
12:G:63:ARG:HB2	12:G:66:LEU:HG	1.97	0.46
20:O:109:ARG:NH1	20:O:119:TYR:CE2	2.84	0.46
28:W:12:ILE:O	28:W:69:LYS:HA	2.16	0.46
1:0:407:A:H3'	37:0:4240:HOH:O	2.15	0.46
31:Z:19:CYS:HA	31:Z:27:TYR:HB2	1.98	0.46
1:0:1335:C:H2'	1:0:1336:U:C6	2.50	0.46
13:H:139:ASP:N	13:H:140:PRO:CD	2.75	0.45
13:H:13:ALA:HA	13:H:91:HIS:CE1	2.51	0.45
30:Y:11:THR:CG2	30:Y:23:ARG:HB2	2.46	0.45
30:Y:40:PRO:CD	30:Y:64:ILE:HD13	2.46	0.45
1:0:1419:U:H2'	1:0:1685:A:C2	2.51	0.45
14:I:97:ALA:O	14:I:100:SER:N	2.45	0.45
14:I:36:VAL:CG1	14:I:37:ALA:N	2.79	0.45
13:H:113:ALA:N	13:H:114:PRO:HD3	2.31	0.45
1:0:289:G:N2	1:0:363:A:C2	2.84	0.45
1:0:2115:U:H2'	1:0:2116:U:H6	1.79	0.45
5:9:14:G:C8	5:9:14:G:H5'	2.45	0.45
5:9:11:A:C2	5:9:69:U:O4'	2.69	0.45
16:K:143:THR:CG2	16:K:144:ASP:H	2.28	0.45
5:9:39:U:H1'	5:9:44:A:H61	1.81	0.45
17:L:134:ILE:CG2	17:L:141:ILE:HD13	2.46	0.45
1:0:559:U:O2'	1:0:560:C:H5'	2.16	0.45

*Continued on next page...*

*Continued from previous page...*

Atom-1	Atom-2	Distance(Å)	Clash(Å)
6:A:66:ARG:CB	6:A:66:ARG:HH11	2.29	0.45
1:O:458:G:C6	1:O:459:A:C6	3.04	0.45
1:O:381:G:H5''	37:O:4181:HOH:O	2.15	0.45
1:O:2758:G:H2'	1:O:2759:C:H6	1.81	0.45
1:O:370:G:N2	1:O:371:U:C2	2.84	0.45
18:M:14:ARG:C	18:M:16:ALA:N	2.70	0.45
1:O:2829:G:N2	1:O:2912:C:C2	2.84	0.45
1:O:1042:U:O2'	1:O:1043:C:H5'	2.16	0.45
7:B:181:ILE:HD11	37:B:2063:HOH:O	2.15	0.45
28:W:8:ARG:NH1	37:W:2001:HOH:O	2.49	0.45
1:O:2862:G:H4'	7:B:336:GLN:O	2.17	0.45
11:F:9:PRO:O	11:F:12:LEU:N	2.48	0.45
27:V:17:ILE:O	27:V:20:THR:HB	2.17	0.45
17:L:157:LEU:HD23	37:L:2098:HOH:O	2.16	0.45
5:9:24:U:O2'	5:9:25:G:C5'	2.64	0.45
27:V:110:GLN:HE21	27:V:110:GLN:CA	2.26	0.45
13:H:35:ASN:ND2	13:H:80:ASN:HA	2.31	0.45
1:O:1702:U:H1'	37:O:6543:HOH:O	2.16	0.45
1:O:2113:G:O2'	1:O:2114:C:H5'	2.16	0.45
17:L:77:PHE:HE2	17:L:86:MET:HB3	1.80	0.45
25:T:52:THR:HG22	25:T:54:THR:H	1.81	0.45
7:B:232:TRP:CD1	7:B:235:ARG:HD2	2.52	0.45
1:O:2033:G:C2	1:O:2038:A:C5	3.04	0.45
1:O:191:A:N1	1:O:236:A:O2'	2.49	0.45
1:O:1667:A:H2'	1:O:1668:U:C6	2.50	0.45
1:O:213:G:O2'	1:O:225:G:N1	2.49	0.45
18:M:14:ARG:C	18:M:16:ALA:H	2.19	0.45
4:5:41:ILE:HD11	4:5:49:VAL:CG1	2.46	0.45
1:O:1609:C:H2'	1:O:1610:G:H8	1.81	0.45
7:B:2:GLN:HB2	37:B:2001:HOH:O	2.15	0.45
1:O:736:A:H5''	37:O:4855:HOH:O	2.16	0.45
1:O:841:A:C8	22:Q:129:ALA:HB1	2.51	0.45
1:O:2709:G:O2'	1:O:2710:U:H5'	2.17	0.45
1:O:2467:A:H3'	37:O:8173:HOH:O	2.16	0.45
1:O:485:A:H1'	1:O:486:A:C8	2.51	0.45
5:9:28:U:H5''	18:M:40:ASN:ND2	2.32	0.45
5:9:92:G:H2'	5:9:93:A:H8	1.71	0.45
1:O:1165:G:O2'	1:O:1174:A:H1'	2.16	0.45
3:2:65:THR:HB	3:2:83:TRP:H	1.81	0.45
22:Q:141:VAL:HG12	22:Q:142:ASP:N	2.31	0.45
14:I:97:ALA:O	14:I:101:VAL:HG23	2.16	0.45
1:O:2370:A:H5''	1:O:2371:G:OP2	2.15	0.45

*Continued on next page...*

*Continued from previous page...*

Atom-1	Atom-2	Distance(Å)	Clash(Å)
1:O:2311:A:H4'	13:H:115:PHE:CZ	2.51	0.45
6:A:95:PRO:HA	6:A:153:ARG:HA	1.97	0.45
24:S:26:THR:OG1	24:S:32:ARG:NH2	2.47	0.45
1:O:2898:G:H4'	7:B:288:GLY:HA2	1.98	0.45
1:O:779:U:H5'	1:O:1836:A:C2	2.51	0.45
1:O:51:G:O2'	1:O:52:A:H5'	2.15	0.45
21:P:66:LYS:HD3	21:P:68:GLY:O	2.16	0.45
1:O:1278:A:P	19:N:19:ARG:HH22	2.39	0.45
7:B:90:THR:C	7:B:92:TYR:H	2.20	0.45
22:Q:120:GLY:O	22:Q:140:GLN:N	2.44	0.45
11:F:62:HIS:O	11:F:63:ILE:C	2.54	0.45
6:A:211:LYS:HB2	37:A:2116:HOH:O	2.16	0.45
1:O:1882:C:H5''	6:A:192:VAL:CG2	2.47	0.45
1:O:1514:C:H2'	1:O:1515:A:C8	2.52	0.45
1:O:1642:A:C8	1:O:1643:C:C5	3.04	0.45
22:Q:39:THR:O	22:Q:42:GLU:N	2.49	0.45
1:O:2554:U:C4'	1:O:2555:C:OP1	2.57	0.45
1:O:2397:G:C5	1:O:2465:A:C6	3.04	0.45
18:M:114:LYS:O	18:M:117:ALA:HB3	2.16	0.45
11:F:101:ALA:HB2	11:F:108:LEU:CD2	2.46	0.45
13:H:32:ASP:C	13:H:33:MET:HG3	2.37	0.45
2:1:22:PRO:HG2	2:1:25:VAL:CG2	2.46	0.45
1:O:381:G:O2'	1:O:382:U:H5	1.98	0.45
1:O:2411:C:H4'	37:O:8041:HOH:O	2.17	0.45
1:O:1331:A:O2'	1:O:1332:C:H5'	2.17	0.45
1:O:197:C:OP2	16:K:56:LYS:HD2	2.16	0.45
1:O:2517:A:O2'	1:O:2518:C:H5'	2.16	0.45
1:O:2517:A:C2'	1:O:2518:C:H5'	2.46	0.45
27:V:67:ALA:HB2	27:V:93:ILE:HD13	1.97	0.45
1:O:2103:A:N3	1:O:2103:A:H2'	2.32	0.45
31:Z:17:THR:N	31:Z:27:TYR:O	2.50	0.45
13:H:81:TYR:C	13:H:81:TYR:CD1	2.90	0.45
1:O:958:G:O2'	1:O:959:C:H5'	2.16	0.45
7:B:49:THR:HG21	7:B:331:SER:O	2.17	0.45
27:V:54:PHE:C	27:V:146:ILE:HD11	2.36	0.45
13:H:45:GLN:HE21	13:H:135:TRP:HZ2	1.64	0.45
13:H:86:ARG:HD3	13:H:133:ILE:HG12	1.98	0.45
6:A:200:PRO:HA	37:A:2099:HOH:O	2.17	0.45
15:J:115:ARG:HD2	15:J:116:GLU:OE2	2.16	0.45
10:E:36:PRO:CG	14:I:127:ILE:HB	2.47	0.45
9:D:50:VAL:O	9:D:71:ALA:HA	2.17	0.45
1:O:1893:C:O2	1:O:1968:A:H2	2.00	0.45

*Continued on next page...*

*Continued from previous page...*

Atom-1	Atom-2	Distance(Å)	Clash(Å)
1:0:2125:G:H4'	37:0:7692:HOH:O	2.15	0.45
18:M:164:ASP:OD1	18:M:167:ASP:HA	2.16	0.45
16:K:73:VAL:HG21	16:K:116:HIS:CD2	2.52	0.45
14:I:8:ALA:HA	14:I:35:THR:HG22	1.99	0.45
1:0:1572:A:O2'	1:0:1573:A:H5'	2.17	0.45
1:0:786:G:O2'	1:0:787:G:H5'	2.17	0.45
13:H:153:VAL:HG21	13:H:157:ILE:CD1	2.47	0.45
13:H:150:LYS:HB2	13:H:157:ILE:HB	1.99	0.45
11:F:58:GLU:OE1	17:L:27:ARG:NH2	2.36	0.45
17:L:39:ARG:CA	17:L:63:VAL:HG22	2.34	0.45
1:0:1119:G:C6	1:0:1243:C:C4	3.05	0.45
1:0:24:G:HO2'	1:0:25:A:H8	1.61	0.45
1:0:1513:C:O2'	1:0:1514:C:H5'	2.16	0.45
8:C:73:LEU:N	8:C:76:ARG:O	2.36	0.45
6:A:53:ALA:HB1	6:A:54:PRO:HD2	1.99	0.45
5:9:45:A:H2'	5:9:46:C:C6	2.52	0.45
1:0:939:A:N6	1:0:1031:G:H1'	2.31	0.45
1:0:2752:C:O2'	1:0:2753:G:H5'	2.16	0.45
1:0:30:U:C4	1:0:452:G:O2'	2.70	0.45
1:0:2873:C:N4	1:0:2874:G:C6	2.85	0.45
20:O:13:VAL:CG2	20:O:41:ARG:HG2	2.46	0.45
6:A:8:ARG:HG2	37:A:2011:HOH:O	2.17	0.45
17:L:52:LEU:HD13	17:L:116:ASN:OD1	2.16	0.45
1:0:1476:A:H8	1:0:1476:A:O5'	2.00	0.45
1:0:2687:G:O2'	1:0:2688:U:H5'	2.17	0.45
29:X:133:HIS:CD2	37:X:2038:HOH:O	2.68	0.45
1:0:101:C:H2'	1:0:102:A:C8	2.51	0.45
1:0:1423:C:O2'	1:0:1424:A:H5'	2.16	0.45
16:K:98:GLU:O	16:K:99:GLU:CB	2.63	0.45
37:0:6477:HOH:O	20:O:37:ARG:HB2	2.16	0.45
15:J:66:ARG:HG2	15:J:66:ARG:HH11	1.80	0.45
37:0:4969:HOH:O	31:Z:10:LYS:HB3	2.16	0.45
1:0:1251:C:H2'	1:0:1252:A:O4'	2.17	0.45
1:0:629:A:H2'	1:0:630:A:O4'	2.16	0.45
1:0:1266:U:H2'	1:0:1267:C:O4'	2.17	0.45
2:1:43:ARG:HD3	37:1:2035:HOH:O	2.17	0.45
1:0:625:U:H5'	37:0:4614:HOH:O	2.16	0.45
1:0:1701:A:C5'	1:0:1702:U:O5'	2.65	0.45
18:M:34:LEU:HD22	18:M:129:ILE:HD13	1.99	0.45
6:A:153:ARG:HD3	37:A:2057:HOH:O	2.15	0.45
30:Y:32:LYS:HA	30:Y:35:LYS:HG3	1.99	0.45
1:0:2578:G:C8	1:0:2578:G:H5'	2.46	0.45

*Continued on next page...*



*Continued from previous page...*

Atom-1	Atom-2	Distance(Å)	Clash(Å)
31:Z:28:HIS:NE2	31:Z:31:LYS:HE2	2.31	0.45
1:0:214:U:H5'	37:0:3744:HOH:O	2.16	0.45
1:0:1866:A:N7	1:0:1867:G:H1'	2.31	0.45
1:0:2443:C:O2'	16:K:56:LYS:HE3	2.17	0.45
1:0:537:G:C6	1:0:620:A:C8	3.04	0.45
1:0:228:C:H2'	1:0:229:G:H5'	1.98	0.45
8:C:69:HIS:CD2	8:C:69:HIS:H	2.34	0.45
1:0:1905:U:H2'	1:0:1906:C:H6	1.80	0.45
24:S:78:THR:HB	24:S:86:GLU:HG2	1.99	0.45
29:X:218:GLU:OE1	29:X:232:THR:OG1	2.25	0.45
8:C:135:GLU:HB3	37:C:2102:HOH:O	2.16	0.45
8:C:12:THR:HB	37:C:2005:HOH:O	2.16	0.45
30:Y:62:TYR:CE2	30:Y:64:ILE:HG23	2.51	0.45
29:X:214:ARG:HG2	29:X:214:ARG:HH11	1.82	0.45
15:J:87:ARG:HB2	25:T:19:THR:HG23	1.98	0.45
1:0:2264:A:OP1	17:L:71:SER:HB3	2.17	0.45
1:0:894:A:N1	8:C:87:ARG:NH2	2.65	0.45
1:0:1447:U:H3'	1:0:1506:U:O2	2.16	0.45
1:0:114:A:C4'	1:0:115:U:OP1	2.63	0.45
1:0:2317:C:OP2	3:2:62:THR:HB	2.17	0.45
5:9:42:C:O2	9:D:76:ARG:NH1	2.49	0.45
1:0:222:A:H2'	1:0:223:G:O4'	2.17	0.45
25:T:20:MET:CE	25:T:30:HIS:NE2	2.80	0.45
1:0:1708:C:O4'	20:O:86:ALA:HB1	2.16	0.45
1:0:1570:C:O2'	1:0:1571:G:H5'	2.16	0.45
1:0:482:G:N2	1:0:484:A:H3'	2.32	0.45
27:V:113:SER:HA	27:V:114:PRO:HD3	1.81	0.45
1:0:1501:A:H4'	37:0:6480:HOH:O	2.16	0.45
1:0:2630:G:N2	1:0:2633:A:OP2	2.48	0.45
22:Q:19:ARG:O	22:Q:20:GLU:C	2.55	0.45
11:F:41:GLU:OE2	17:L:2:ARG:HB2	2.17	0.45
1:0:450:C:H6	1:0:450:C:O5'	1.99	0.45
29:X:211:ALA:HA	29:X:214:ARG:HD3	1.99	0.45
29:X:234:VAL:HG12	29:X:235:GLU:N	2.32	0.45
1:0:1191:A:H3'	1:0:1192:A:H5''	1.99	0.45
18:M:47:LEU:HD23	18:M:47:LEU:HA	1.71	0.45
7:B:55:ASN:HB3	7:B:64:GLY:H	1.82	0.45
1:0:1875:A:OP1	6:A:120:ARG:N	2.45	0.45
1:0:907:A:H4'	1:0:1328:A:N1	2.30	0.45
31:Z:37:CYS:SG	31:Z:39:PHE:CB	3.05	0.45
6:A:36:ASP:OD2	6:A:85:ASP:HB2	2.16	0.45
1:0:2784:A:H8	1:0:2784:A:O5'	2.00	0.45

*Continued on next page...*



*Continued from previous page...*

Atom-1	Atom-2	Distance(Å)	Clash(Å)
1:0:99:A:N1	24:S:20:HIS:NE2	2.61	0.45
9:D:167:GLU:C	9:D:169:THR:H	2.20	0.45
11:F:49:PHE:HE1	11:F:98:VAL:HG23	1.82	0.45
1:0:12:U:C2'	1:0:13:G:H5'	2.47	0.45
7:B:185:GLY:HA2	37:B:2038:HOH:O	2.16	0.45
19:N:14:LEU:HD23	19:N:102:ILE:HD11	1.99	0.45
1:0:418:C:C4	1:0:2442:G:N2	2.85	0.45
1:0:654:A:OP2	19:N:38:ARG:HD3	2.17	0.45
20:O:2:ASP:C	20:O:2:ASP:OD1	2.54	0.45
28:W:34:ARG:HG3	28:W:34:ARG:HH11	1.81	0.45
1:0:1717:A:H5''	20:O:54:LYS:HB2	1.98	0.45
1:0:2393:C:H4'	21:P:78:GLY:HA3	1.99	0.45
17:L:87:MET:CE	37:L:2071:HOH:O	2.66	0.45
27:V:21:LEU:HD23	27:V:48:VAL:HG21	1.98	0.45
13:H:14:TYR:N	13:H:91:HIS:HE1	2.14	0.45
30:Y:10:ARG:CG	30:Y:11:THR:H	2.28	0.45
5:9:58:G:H3'	5:9:59:C:C6	2.51	0.45
27:V:122:ARG:NH1	27:V:152:ALA:O	2.50	0.45
1:0:2321:A:O2'	1:0:2322:U:O3'	2.35	0.45
3:2:1:MET:SD	3:2:83:TRP:NE1	2.80	0.45
14:I:74:ARG:C	14:I:76:ASP:N	2.70	0.45
18:M:127:LEU:HA	18:M:127:LEU:HD12	1.85	0.45
8:C:78:ARG:HG2	37:C:2059:HOH:O	2.16	0.45
1:0:2316:G:H2'	1:0:2462:G:O6	2.17	0.45
1:0:2091:G:H22	1:0:2653:A:H2	1.63	0.45
30:Y:32:LYS:HA	30:Y:35:LYS:HD2	1.98	0.45
1:0:1236:A:H2'	1:0:1237:U:O4'	2.17	0.45
1:0:358:G:O2'	1:0:359:U:OP2	2.34	0.45
4:5:50:PRO:HG2	23:R:15:MET:HG3	1.99	0.45
1:0:1181:A:C2'	1:0:1182:C:H5'	2.47	0.45
1:0:2102:G:C2	1:0:2104:C:C4	3.05	0.45
1:0:2626:C:H2'	1:0:2627:G:H8	1.82	0.45
16:K:64:ILE:O	16:K:64:ILE:HG23	2.16	0.45
1:0:1318:A:H2'	1:0:1319:G:O4'	2.17	0.45
1:0:2617:G:C2	1:0:2618:G:C8	3.05	0.45
1:0:1359:U:O5'	1:0:1360:C:H5''	2.17	0.45
10:E:138:ILE:HG23	10:E:139:GLU:N	2.32	0.44
9:D:94:ALA:HB3	9:D:174:VAL:CA	2.46	0.44
1:0:2768:A:C8	7:B:316:ARG:HB2	2.52	0.44
1:0:821:U:H2'	1:0:822:C:C6	2.52	0.44
1:0:431:G:P	17:L:48:ARG:HH12	2.40	0.44
1:0:775:G:O2'	1:0:881:C:C5	2.69	0.44

*Continued on next page...*

*Continued from previous page...*

Atom-1	Atom-2	Distance(Å)	Clash(Å)
1:0:889:C:H2'	1:0:890:C:C6	2.52	0.44
11:F:104:ALA:C	11:F:106:THR:H	2.21	0.44
22:Q:4:TYR:CZ	22:Q:15:LYS:HB3	2.51	0.44
28:W:10:VAL:HG13	37:W:2003:HOH:O	2.16	0.44
1:0:1675:C:H5''	2:1:5:LYS:HD2	1.99	0.44
1:0:72:C:H2'	1:0:73:C:H6	1.81	0.44
27:V:105:THR:HG23	27:V:106:THR:N	2.31	0.44
1:0:1507:C:H6	1:0:1507:C:O5'	2.00	0.44
1:0:1510:G:H2'	1:0:1511:U:O4'	2.16	0.44
1:0:429:A:C6	1:0:430:A:C6	3.05	0.44
6:A:22:ARG:NH1	37:A:2025:HOH:O	2.50	0.44
37:0:5390:HOH:O	19:N:32:ARG:NH2	2.50	0.44
7:B:22:GLU:HA	7:B:205:VAL:HG21	1.99	0.44
30:Y:73:THR:HG22	37:Y:2030:HOH:O	2.17	0.44
1:0:1131:G:O2'	1:0:1132:A:H5'	2.17	0.44
1:0:2814:A:H4'	1:0:2815:G:H5''	1.98	0.44
17:L:102:GLU:OE2	17:L:117:SER:OG	2.29	0.44
1:0:290:C:H2'	1:0:291:C:O4'	2.17	0.44
8:C:72:LYS:HD2	37:C:2047:HOH:O	2.17	0.44
6:A:97:ALA:HA	6:A:131:HIS:NE2	2.32	0.44
17:L:9:ARG:O	17:L:10:GLU:C	2.55	0.44
7:B:265:LEU:CD2	7:B:316:ARG:HD3	2.47	0.44
20:O:134:VAL:O	20:O:137:LEU:HB3	2.17	0.44
10:E:157:LYS:NZ	37:E:2036:HOH:O	2.47	0.44
17:L:48:ARG:HH11	17:L:52:LEU:HD21	1.80	0.44
20:O:7:LYS:HD3	20:O:23:PHE:CE1	2.53	0.44
1:0:1201:C:H2'	1:0:1202:A:H5'	1.99	0.44
1:0:1754:A:H5''	37:0:6936:HOH:O	2.16	0.44
1:0:1205:U:H2'	1:0:1206:U:C5'	2.47	0.44
1:0:1747:A:H1'	37:0:6904:HOH:O	2.17	0.44
1:0:1532:G:C6	1:0:1533:A:C6	3.05	0.44
10:E:37:ASP:OD1	14:I:125:SER:HB3	2.17	0.44
10:E:6:GLU:HA	10:E:46:THR:HG22	1.99	0.44
5:9:50:G:C6	5:9:51:A:C6	3.04	0.44
23:R:8:PRO:HD2	26:U:32:ALA:HA	1.98	0.44
1:0:703:G:O2'	1:0:704:C:H5'	2.17	0.44
14:I:19:MET:O	14:I:20:GLY:C	2.55	0.44
13:H:55:GLN:HE22	13:H:91:HIS:HD2	1.60	0.44
1:0:892:G:C6	1:0:893:C:N3	2.86	0.44
14:I:89:HIS:CE1	37:I:2034:HOH:O	2.70	0.44
1:0:317:A:OP1	24:S:52:ARG:O	2.35	0.44
21:P:18:PRO:O	21:P:21:ARG:HB2	2.18	0.44

*Continued on next page...*

*Continued from previous page...*

Atom-1	Atom-2	Distance(Å)	Clash(Å)
22:Q:39:THR:HG23	22:Q:107:GLU:O	2.17	0.44
13:H:73:GLN:OE1	13:H:73:GLN:CA	2.64	0.44
1:O:2846:C:H4'	7:B:156:LYS:HB3	1.99	0.44
18:M:110:THR:HB	18:M:113:SER:OG	2.18	0.44
1:O:876:A:N7	1:O:878:G:H1'	2.31	0.44
11:F:28:ALA:HB3	11:F:99:THR:O	2.18	0.44
1:O:621:C:H2'	1:O:622:G:C8	2.53	0.44
1:O:1971:G:C2'	1:O:1972:U:OP2	2.65	0.44
6:A:14:SER:N	6:A:17:ARG:HH21	2.15	0.44
4:5:50:PRO:O	4:5:54:VAL:HG23	2.17	0.44
1:O:321:A:H1'	37:O:4109:HOH:O	2.16	0.44
16:K:21:ARG:N	37:K:2021:HOH:O	2.50	0.44
1:O:2547:C:H2'	1:O:2548:C:H6	1.81	0.44
1:O:2580:G:H1'	37:O:8458:HOH:O	2.16	0.44
1:O:159:G:H1	1:O:175:G:HO2'	1.65	0.44
9:D:15:GLU:HA	9:D:16:PRO:HD3	1.77	0.44
1:O:287:C:H6	1:O:287:C:O5'	2.00	0.44
6:A:81:GLN:HG3	6:A:92:ASN:HD21	1.82	0.44
1:O:207:U:H5'	37:O:3715:HOH:O	2.18	0.44
1:O:118:G:N2	1:O:123:U:H1'	2.32	0.44
1:O:413:G:H2'	1:O:414:C:C6	2.52	0.44
8:C:193:LEU:O	8:C:233:THR:HG23	2.17	0.44
29:X:187:VAL:CG1	29:X:205:ILE:HA	2.47	0.44
1:O:1886:A:O2'	30:Y:20:LEU:HB2	2.18	0.44
1:O:24:G:O2'	1:O:25:A:H8	2.01	0.44
1:O:1450:C:O2'	1:O:1493:A:H2'	2.17	0.44
28:W:66:THR:CG2	28:W:67:PRO:HD2	2.40	0.44
18:M:132:ASN:HA	37:M:2047:HOH:O	2.17	0.44
8:C:76:ARG:HG2	8:C:78:ARG:NH1	2.31	0.44
1:O:309:C:OP1	24:S:97:ARG:NH2	2.49	0.44
1:O:1500:U:P	20:O:41:ARG:HH22	2.40	0.44
17:L:133:LEU:N	17:L:133:LEU:CD1	2.79	0.44
1:O:777:U:O2'	31:Z:11:LYS:HA	2.18	0.44
1:O:2325:C:O2'	1:O:2411:C:H1'	2.18	0.44
1:O:2251:G:H2'	1:O:2252:A:H8	1.81	0.44
10:E:103:VAL:CG1	10:E:104:ILE:N	2.81	0.44
8:C:133:ARG:HG3	8:C:133:ARG:NH1	2.31	0.44
1:O:471:G:H4'	31:Z:16:HIS:CE1	2.52	0.44
18:M:73:ALA:HB2	18:M:163:PHE:CZ	2.52	0.44
7:B:42:ALA:H	7:B:79:MET:HE2	1.83	0.44
1:O:841:A:C4	1:O:843:A:C6	3.06	0.44
1:O:1205:U:H2'	1:O:1206:U:H5''	1.98	0.44

*Continued on next page...*

*Continued from previous page...*

Atom-1	Atom-2	Distance(Å)	Clash(Å)
1:0:1361:C:H1'	8:C:83:ALA:HA	1.99	0.44
1:0:454:U:H3'	37:0:4320:HOH:O	2.17	0.44
1:0:2806:C:H2'	1:0:2807:U:C6	2.53	0.44
5:9:104:A:O2'	5:9:105:A:H5'	2.17	0.44
9:D:78:GLU:O	9:D:82:GLU:HG3	2.18	0.44
8:C:142:ASP:OD1	8:C:236:THR:HG23	2.18	0.44
1:0:815:U:O2'	1:0:816:G:H5'	2.18	0.44
1:0:1942:A:O3'	6:A:213:LYS:HE2	2.18	0.44
22:Q:104:PHE:CB	22:Q:109:MET:HE1	2.48	0.44
5:9:27:C:H2'	5:9:28:U:O4'	2.17	0.44
1:0:960:G:N3	1:0:960:G:C2'	2.80	0.44
9:D:69:ILE:HG22	9:D:69:ILE:O	2.18	0.44
10:E:49:ILE:HD11	10:E:69:ILE:CD1	2.46	0.44
1:0:938:G:OP2	1:0:938:G:H8	2.01	0.44
27:V:65:VAL:HA	27:V:68:THR:HG22	1.99	0.44
21:P:44:ASP:O	21:P:47:VAL:N	2.49	0.44
31:Z:28:HIS:O	31:Z:30:LYS:N	2.50	0.44
1:0:1067:A:C2	1:0:1068:C:C2	3.05	0.44
17:L:52:LEU:HD11	37:L:2104:HOH:O	2.16	0.44
7:B:279:THR:OG1	7:B:290:VAL:O	2.32	0.44
16:K:65:ASP:CG	16:K:111:ALA:HB3	2.37	0.44
1:0:2102:G:H2'	37:0:7624:HOH:O	2.17	0.44
1:0:400:C:H2'	1:0:401:C:C6	2.53	0.44
37:0:6742:HOH:O	31:Z:12:ASN:HB3	2.17	0.44
19:N:59:VAL:HG23	19:N:111:VAL:HG23	1.99	0.44
17:L:187:LEU:HD23	17:L:187:LEU:HA	1.80	0.44
18:M:37:ARG:CZ	37:M:2039:HOH:O	2.66	0.44
1:0:1306:U:OP1	8:C:179:GLY:HA3	2.18	0.44
13:H:47:GLU:CB	13:H:133:ILE:CD1	2.95	0.44
1:0:2135:A:O2'	1:0:2136:G:H5'	2.18	0.44
10:E:20:ILE:O	10:E:30:THR:HA	2.18	0.44
28:W:74:ALA:HB2	28:W:85:VAL:CG1	2.47	0.44
28:W:86:GLU:O	28:W:87:ALA:O	2.35	0.44
21:P:25:PRO:HA	21:P:26:PRO:HD3	1.84	0.44
10:E:24:GLY:N	10:E:76:VAL:HB	2.32	0.44
6:A:55:VAL:HG12	6:A:55:VAL:O	2.17	0.44
1:0:1527:A:H61	1:0:1663:G:H2'	1.83	0.44
10:E:82:TYR:CD1	10:E:141:VAL:HG12	2.53	0.44
5:9:41:C:N4	9:D:72:LYS:HE3	2.32	0.44
31:Z:15:THR:HB	31:Z:28:HIS:CE1	2.53	0.44
7:B:142:LEU:HD21	7:B:178:ALA:HB1	1.98	0.44
1:0:1370:G:N7	22:Q:24:SER:OG	2.45	0.44

*Continued on next page...*

*Continued from previous page...*

Atom-1	Atom-2	Distance(Å)	Clash(Å)
1:0:1634:G:H2'	1:0:1635:U:H6	1.79	0.44
8:C:178:GLN:C	8:C:180:SER:H	2.19	0.44
1:0:2443:C:O2'	16:K:56:LYS:HE2	2.17	0.44
1:0:111:C:H2'	1:0:112:G:O4'	2.18	0.44
1:0:1346:U:H2'	1:0:1347:U:H6	1.83	0.44
1:0:809:G:O2'	1:0:810:G:H5'	2.18	0.44
18:M:108:SER:HA	18:M:109:PRO:HD3	1.74	0.44
1:0:1320:U:H2'	1:0:1321:A:C8	2.52	0.44
1:0:2357:G:O2'	1:0:2358:U:H5'	2.18	0.44
27:V:29:VAL:O	27:V:30:ASN:HB2	2.18	0.44
13:H:150:LYS:HA	13:H:153:VAL:HG22	1.99	0.44
13:H:153:VAL:HA	37:H:2070:HOH:O	2.17	0.44
1:0:2716:G:H5''	7:B:206:THR:CG2	2.34	0.44
5:9:25:G:H4'	37:9:2036:HOH:O	2.17	0.44
13:H:2:PRO:HD2	13:H:5:MET:SD	2.57	0.44
9:D:10:PHE:CD1	9:D:11:HIS:N	2.86	0.44
1:0:1448:A:N9	1:0:1506:U:H1'	2.33	0.44
14:I:23:ALA:O	14:I:26:VAL:N	2.50	0.44
1:0:1855:G:N1	1:0:1875:A:C8	2.85	0.44
18:M:23:ARG:O	18:M:27:LEU:HG	2.17	0.44
1:0:2634:G:H2'	1:0:2635:A:C8	2.53	0.44
29:X:131:GLN:O	29:X:132:ASP:HB2	2.17	0.44
1:0:1024:G:C6	1:0:1025:C:N3	2.86	0.44
23:R:18:MET:HG3	23:R:74:ALA:CB	2.48	0.44
18:M:159:TYR:HE2	18:M:163:PHE:HE2	1.66	0.44
1:0:1898:G:H2'	1:0:1899:C:C6	2.52	0.44
1:0:840:U:O2	1:0:2055:A:H1'	2.18	0.44
24:S:105:ASP:HA	37:S:2027:HOH:O	2.17	0.44
1:0:2775:A:C6	1:0:2776:A:C6	3.05	0.44
7:B:278:PRO:HD3	7:B:294:TYR:CE2	2.52	0.44
1:0:1562:C:H42	1:0:2738:G:H1	1.65	0.44
1:0:782:G:N2	37:0:4980:HOH:O	2.51	0.44
1:0:2531:U:H2'	1:0:2532:A:O4'	2.17	0.44
3:2:46:ILE:HD13	17:L:87:MET:HG2	2.00	0.44
18:M:37:ARG:NE	37:M:2039:HOH:O	2.51	0.44
6:A:19:PRO:O	6:A:20:SER:C	2.55	0.44
17:L:106:ASN:O	17:L:109:PHE:N	2.47	0.44
17:L:106:ASN:ND2	35:L:1196:CL:CL	2.87	0.44
30:Y:17:ARG:O	30:Y:18:TYR:HB2	2.18	0.44
14:I:71:TYR:CG	14:I:72:PRO:HD2	2.53	0.44
1:0:1109:U:O4	14:I:24:SER:HB3	2.18	0.44
8:C:107:ARG:NH1	8:C:107:ARG:HB3	2.32	0.44

*Continued on next page...*

*Continued from previous page...*

Atom-1	Atom-2	Distance(Å)	Clash(Å)
11:F:2:VAL:HG22	11:F:57:GLU:OE1	2.17	0.44
6:A:51:ARG:O	6:A:53:ALA:N	2.50	0.44
1:O:1189:A:O2'	1:O:1208:C:H2'	2.17	0.44
1:O:2843:A:H2'	1:O:2844:C:H5'	1.99	0.44
1:O:2791:U:O2'	1:O:2792:A:C5'	2.62	0.44
20:O:38:GLU:HA	20:O:41:ARG:HH11	1.82	0.44
11:F:29:VAL:HA	11:F:99:THR:HG22	2.00	0.44
29:X:170:SER:HG	29:X:175:ARG:HG3	1.82	0.44
6:A:84:VAL:HG13	6:A:98:GLU:CG	2.47	0.44
1:O:1284:G:N2	37:O:5959:HOH:O	2.49	0.44
1:O:2644:C:O2'	1:O:2645:U:H5'	2.18	0.44
26:U:17:GLU:O	26:U:20:LEU:HB3	2.17	0.44
1:O:1816:C:H2'	1:O:1817:U:O4'	2.18	0.44
6:A:5:GLN:HB2	37:A:2006:HOH:O	2.18	0.44
1:O:1491:G:H4'	1:O:1492:A:OP2	2.17	0.44
8:C:37:ALA:O	8:C:38:ALA:C	2.56	0.44
1:O:2057:U:O5'	1:O:2057:U:H6	2.00	0.44
1:O:947:U:O2'	1:O:948:G:H5'	2.18	0.44
13:H:150:LYS:HE2	37:H:2069:HOH:O	2.17	0.44
13:H:47:GLU:OE2	13:H:162:SER:OG	2.34	0.44
1:O:1118:A:C3'	1:O:1119:G:H5'	2.48	0.44
23:R:81:ILE:O	23:R:83:VAL:HG23	2.17	0.44
1:O:130:C:O2'	1:O:131:A:N7	2.51	0.44
1:O:1109:U:C2	14:I:21:ARG:NH1	2.86	0.44
1:O:1598:A:H2'	1:O:1599:U:O4'	2.18	0.44
13:H:142:VAL:C	13:H:144:GLU:H	2.21	0.44
1:O:285:A:N6	1:O:367:G:H1'	2.33	0.44
24:S:43:ASN:C	24:S:45:GLY:N	2.71	0.44
17:L:57:LYS:HG2	17:L:58:GLN:N	2.29	0.44
1:O:2754:G:H2'	1:O:2755:G:C5'	2.47	0.44
30:Y:32:LYS:HG2	30:Y:35:LYS:NZ	2.32	0.44
9:D:146:LYS:NZ	18:M:107:ASN:HD21	2.16	0.44
9:D:146:LYS:NZ	18:M:107:ASN:ND2	2.65	0.44
1:O:1370:G:OP2	22:Q:26:LYS:NZ	2.48	0.44
31:Z:16:HIS:N	37:Z:2007:HOH:O	2.51	0.44
29:X:141:THR:HG23	29:X:142:SER:N	2.32	0.44
13:H:72:VAL:C	13:H:74:ASN:H	2.20	0.44
19:N:72:LYS:O	19:N:74:VAL:N	2.41	0.44
16:K:51:PHE:H	16:K:51:PHE:HD2	1.66	0.44
11:F:104:ALA:C	11:F:106:THR:N	2.70	0.44
7:B:47:GLY:O	7:B:73:VAL:N	2.50	0.44
1:O:1870:C:O5'	1:O:1870:C:H6	2.01	0.44

*Continued on next page...*

*Continued from previous page...*

Atom-1	Atom-2	Distance(Å)	Clash(Å)
2:1:14:LEU:HD23	2:1:14:LEU:HA	1.83	0.44
1:0:1650:C:H6	1:0:1650:C:O5'	2.01	0.44
7:B:130:ASP:HB2	37:B:2045:HOH:O	2.18	0.44
11:F:33:THR:HG21	11:F:59:ILE:O	2.17	0.44
1:0:1046:G:N3	1:0:1082:A:H2	2.15	0.44
1:0:1314:U:H1'	1:0:1316:G:C2	2.53	0.43
9:D:10:PHE:CG	9:D:11:HIS:N	2.86	0.43
1:0:1819:G:H2'	1:0:1820:G:C5'	2.48	0.43
1:0:2825:C:H4'	1:0:2826:G:O4'	2.18	0.43
1:0:2379:G:O2'	1:0:2418:G:H2'	2.17	0.43
8:C:104:ASP:OD1	8:C:107:ARG:NH2	2.51	0.43
1:0:1719:G:OP1	20:O:18:LYS:HG3	2.18	0.43
1:0:192:A:N6	1:0:194:A:C2	2.86	0.43
3:2:64:LYS:HE2	3:2:84:ARG:NH1	2.33	0.43
3:2:64:LYS:HE2	3:2:84:ARG:HH12	1.83	0.43
9:D:173:GLU:CG	9:D:174:VAL:H	2.31	0.43
8:C:214:THR:HG22	8:C:216:SER:N	2.28	0.43
18:M:141:ARG:N	37:M:2050:HOH:O	2.50	0.43
31:Z:28:HIS:O	31:Z:32:LYS:N	2.41	0.43
1:0:710:G:C2'	1:0:711:G:H5'	2.48	0.43
1:0:1283:G:O2'	1:0:1284:G:H5'	2.17	0.43
7:B:62:ARG:HA	7:B:65:MET:CE	2.47	0.43
1:0:2256:G:H2'	1:0:2257:G:C5'	2.48	0.43
19:N:38:ARG:NH1	37:N:2015:HOH:O	2.51	0.43
1:0:101:C:H2'	1:0:102:A:H8	1.83	0.43
5:9:107:C:O2'	5:9:108:C:H5'	2.18	0.43
17:L:165:SER:HB3	37:L:2102:HOH:O	2.17	0.43
1:0:593:A:C2'	1:0:594:C:H5'	2.47	0.43
37:O:3511:HOH:O	17:L:91:ILE:HD13	2.18	0.43
5:9:28:U:H5	37:9:2044:HOH:O	2.01	0.43
21:P:19:ARG:C	21:P:21:ARG:H	2.21	0.43
1:0:1055:G:H5'	13:H:114:PRO:O	2.19	0.43
1:0:2754:G:H2'	1:0:2755:G:O4'	2.18	0.43
1:0:106:A:C2	1:0:107:U:C2	3.06	0.43
1:0:1527:A:O2'	1:0:1528:A:C8	2.68	0.43
1:0:820:G:C5'	1:0:821:U:H5'	2.48	0.43
1:0:1656:A:H2'	1:0:1657:A:O4'	2.18	0.43
29:X:142:SER:HB2	37:X:2049:HOH:O	2.18	0.43
1:0:538:C:O2	1:0:538:C:C2'	2.65	0.43
27:V:8:ARG:HB2	27:V:51:PHE:HB3	2.00	0.43
1:0:1347:U:O2'	1:0:1348:A:H5'	2.18	0.43
6:A:122:SER:O	6:A:124:VAL:HG13	2.18	0.43

*Continued on next page...*



*Continued from previous page...*

Atom-1	Atom-2	Distance(Å)	Clash(Å)
1:0:919:U:P	37:0:5349:HOH:O	2.76	0.43
1:0:2276:U:H2'	1:0:2277:U:C6	2.53	0.43
1:0:363:A:H2'	1:0:364:C:C6	2.52	0.43
6:A:51:ARG:CB	6:A:51:ARG:NH1	2.81	0.43
1:0:1878:G:H2'	1:0:1879:U:H6	1.79	0.43
31:Z:28:HIS:HD2	31:Z:31:LYS:HG3	1.83	0.43
17:L:54:TYR:HB2	17:L:132:ILE:HD13	1.99	0.43
1:0:396:U:H5'	3:2:42:ARG:NH1	2.34	0.43
1:0:1859:A:H2'	1:0:1860:U:H5'	1.99	0.43
30:Y:67:GLY:HA3	30:Y:70:GLN:O	2.18	0.43
1:0:1041:U:C2'	1:0:1042:U:H5'	2.48	0.43
1:0:2831:C:C2'	1:0:2832:C:H5'	2.48	0.43
1:0:2630:G:O6	6:A:206:ARG:NH2	2.51	0.43
37:0:4468:HOH:O	29:X:137:LYS:HD3	2.18	0.43
10:E:146:ALA:O	10:E:150:GLN:HG2	2.18	0.43
7:B:105:PHE:CD1	7:B:115:VAL:HG13	2.54	0.43
1:0:480:C:H5''	1:0:481:U:OP2	2.19	0.43
8:C:55:ARG:HB2	37:C:2037:HOH:O	2.17	0.43
37:0:3671:HOH:O	17:L:178:LYS:HB2	2.18	0.43
6:A:112:PRO:N	6:A:152:CYS:SG	2.91	0.43
15:J:61:THR:HB	37:J:2038:HOH:O	2.18	0.43
27:V:76:ASP:O	27:V:77:ALA:C	2.56	0.43
16:K:55:GLN:HA	16:K:58:GLN:HE21	1.83	0.43
10:E:112:ALA:HA	10:E:113:PRO:HD3	1.87	0.43
10:E:15:GLN:HG3	10:E:20:ILE:HG12	2.00	0.43
14:I:46:ILE:O	14:I:46:ILE:HG12	2.18	0.43
1:0:766:A:H1'	1:0:2478:U:O2'	2.19	0.43
20:O:115:SER:C	20:O:117:SER:N	2.71	0.43
5:9:114:G:H2'	5:9:115:C:H6	1.79	0.43
1:0:2553:A:H5''	37:0:8372:HOH:O	2.18	0.43
25:T:9:CYS:CA	25:T:52:THR:HG23	2.49	0.43
1:0:2791:U:C4	1:0:2794:G:O6	2.70	0.43
1:0:318:C:H41	1:0:336:G:H5''	1.84	0.43
20:O:22:TRP:CZ2	20:O:24:ASN:HA	2.53	0.43
1:0:2519:C:O2'	1:0:2520:G:H5'	2.19	0.43
37:0:6215:HOH:O	28:W:23:HIS:HD2	2.00	0.43
1:0:2616:G:H2'	1:0:2645:U:O4	2.17	0.43
18:M:64:SER:C	18:M:66:LEU:H	2.21	0.43
9:D:14:ARG:NH1	37:D:2009:HOH:O	2.48	0.43
1:0:377:C:H5	37:0:4175:HOH:O	2.01	0.43
17:L:156:ARG:NH1	37:L:2124:HOH:O	2.51	0.43
10:E:21:THR:HA	10:E:29:VAL:O	2.18	0.43

*Continued on next page...*



*Continued from previous page...*

Atom-1	Atom-2	Distance(Å)	Clash(Å)
29:X:177:LYS:HD3	29:X:181:GLY:O	2.18	0.43
14:I:138:THR:C	14:I:140:GLY:H	2.21	0.43
6:A:194:MET:HE3	37:A:2007:HOH:O	2.18	0.43
26:U:12:THR:CG2	26:U:14:ALA:HB3	2.48	0.43
1:O:747:G:H1'	37:O:4874:HOH:O	2.19	0.43
1:O:796:A:H62	1:O:817:G:H1'	1.82	0.43
1:O:1119:G:N2	1:O:1246:A:C2	2.82	0.43
20:O:120:ARG:NH2	20:O:123:TYR:HD2	2.17	0.43
17:L:83:SER:N	17:L:86:MET:HE2	2.34	0.43
3:2:64:LYS:HA	3:2:84:ARG:HA	1.99	0.43
1:O:590:A:C2'	1:O:591:A:H5'	2.48	0.43
11:F:49:PHE:N	11:F:49:PHE:CD1	2.86	0.43
1:O:558:C:O2'	1:O:559:U:H5''	2.19	0.43
1:O:1682:A:H5''	37:O:6269:HOH:O	2.17	0.43
9:D:84:LEU:C	9:D:86:THR:N	2.71	0.43
37:K:2010:HOH:O	29:X:147:ARG:HD2	2.18	0.43
12:G:64:ASN:ND2	12:G:64:ASN:N	2.66	0.43
7:B:62:ARG:CB	7:B:65:MET:HE3	2.49	0.43
1:O:2028:U:H2'	1:O:2029:C:H6	1.83	0.43
21:P:11:ARG:NH1	37:P:2009:HOH:O	2.51	0.43
1:O:2550:U:O2'	1:O:2551:C:H5'	2.19	0.43
1:O:909:U:C2	1:O:910:C:C6	3.06	0.43
20:O:16:VAL:HG12	20:O:20:ARG:HB2	2.00	0.43
1:O:1929:G:H1'	37:O:7243:HOH:O	2.18	0.43
9:D:49:PRO:HG3	37:D:2020:HOH:O	2.18	0.43
3:2:69:TYR:O	3:2:77:ALA:HA	2.17	0.43
1:O:487:G:O2'	1:O:488:U:OP2	2.37	0.43
1:O:488:U:O2'	24:S:82:THR:HG21	2.19	0.43
6:A:20:SER:C	6:A:22:ARG:N	2.72	0.43
30:Y:47:LEU:HD23	30:Y:57:CYS:HB2	2.00	0.43
1:O:627:G:H1'	37:O:5648:HOH:O	2.19	0.43
15:J:41:LYS:O	15:J:42:ASN:HB2	2.18	0.43
13:H:111:MET:O	13:H:114:PRO:HD3	2.17	0.43
7:B:183:GLU:OE1	7:B:183:GLU:HA	2.18	0.43
1:O:1189:A:H1'	1:O:1209:C:O4'	2.19	0.43
5:9:45:A:OP1	9:D:140:ARG:NH1	2.51	0.43
1:O:77:G:C2'	1:O:78:G:H5'	2.49	0.43
1:O:483:C:N4	1:O:506:G:O2'	2.50	0.43
7:B:247:VAL:HG13	7:B:251:VAL:HG11	1.99	0.43
1:O:402:U:H2'	1:O:403:C:H6	1.81	0.43
11:F:108:LEU:C	11:F:108:LEU:HD12	2.39	0.43
1:O:213:G:H22	1:O:225:G:H2'	1.83	0.43

*Continued on next page...*

*Continued from previous page...*

Atom-1	Atom-2	Distance(Å)	Clash(Å)
1:0:955:A:C2	1:0:1013:A:C4	3.07	0.43
7:B:41:PHE:CD1	7:B:79:MET:HE2	2.54	0.43
1:0:228:C:H2'	1:0:229:G:O4'	2.19	0.43
1:0:1839:A:H5'	1:0:2643:G:H4'	2.01	0.43
1:0:1909:A:H2'	1:0:1910:A:C8	2.53	0.43
1:0:1168:C:H2'	1:0:1169:U:O4'	2.18	0.43
1:0:1902:G:H2'	1:0:1903:U:O4'	2.19	0.43
1:0:100:C:H4'	24:S:16:LEU:HB2	1.99	0.43
1:0:175:G:O2'	1:0:176:U:OP2	2.24	0.43
1:0:1335:C:H2'	1:0:1336:U:H6	1.83	0.43
1:0:2413:A:N7	18:M:109:PRO:HB3	2.34	0.43
1:0:1673:U:P	37:0:6704:HOH:O	2.76	0.43
6:A:15:THR:N	37:A:2018:HOH:O	2.46	0.43
1:0:1414:A:H2'	1:0:1415:G:O4'	2.18	0.43
15:J:14:LYS:HD2	15:J:45:PRO:HG3	1.99	0.43
6:A:199:HIS:CD2	6:A:201:PHE:HB2	2.53	0.43
1:0:1943:C:O4'	6:A:212:PRO:HA	2.18	0.43
1:0:187:A:H3'	1:0:188:C:H6	1.83	0.43
1:0:1589:G:N2	1:0:1605:G:H2'	2.27	0.43
7:B:195:ARG:HE	7:B:323:LEU:HD13	1.84	0.43
1:0:1876:C:C4'	1:0:1877:G:OP2	2.66	0.43
3:2:60:LYS:HG3	3:2:61:PRO:CD	2.47	0.43
7:B:212:GLN:HB2	7:B:257:THR:CG2	2.48	0.43
18:M:120:GLU:O	18:M:123:ILE:HB	2.18	0.43
17:L:59:GLY:HA3	17:L:141:ILE:HD11	2.00	0.43
1:0:2866:U:H2'	37:T:2024:HOH:O	2.18	0.43
1:0:1299:G:N2	37:0:6004:HOH:O	2.52	0.43
1:0:1370:G:H5'	22:Q:64:SER:OG	2.18	0.43
3:2:38:ARG:O	3:2:42:ARG:HB2	2.18	0.43
4:5:52:ASN:O	4:5:55:ALA:HB2	2.19	0.43
1:0:2290:U:C4'	1:0:2291:A:OP1	2.67	0.43
20:O:5:ALA:HB3	20:O:6:GLN:OE1	2.19	0.43
1:0:2595:U:H2'	1:0:2596:A:C8	2.54	0.43
10:E:32:ARG:NH2	37:E:2012:HOH:O	2.51	0.43
1:0:112:G:OP1	31:Z:20:ARG:NH1	2.50	0.43
16:K:73:VAL:HG23	16:K:74:THR:H	1.84	0.43
15:J:65:ARG:O	15:J:66:ARG:HB2	2.18	0.43
1:0:1318:A:O2'	1:0:1319:G:H5'	2.17	0.43
5:9:82:U:H2'	5:9:83:G:C8	2.54	0.43
27:V:59:GLN:NE2	27:V:97:ALA:HB3	2.33	0.43
23:R:38:ALA:O	23:R:39:ASP:C	2.57	0.43
8:C:98:ARG:NH1	37:C:2077:HOH:O	2.30	0.43

*Continued on next page...*

*Continued from previous page...*

Atom-1	Atom-2	Distance(Å)	Clash(Å)
10:E:40:VAL:HB	37:E:2015:HOH:O	2.18	0.43
1:0:1884:G:O2'	1:0:1885:A:C5'	2.57	0.43
6:A:190:ARG:NH2	6:A:207:GLN:OE1	2.52	0.43
1:0:1165:G:OP1	1:0:1165:G:H8	2.02	0.43
1:0:1031:G:HO2'	1:0:1032:A:P	2.42	0.43
1:0:2659:U:C4'	22:Q:76:ASP:HB3	2.49	0.43
1:0:545:G:H5'	1:0:545:G:C8	2.46	0.43
1:0:638:C:H2'	1:0:639:A:H8	1.84	0.43
12:G:71:LEU:C	12:G:73:ASP:N	2.72	0.43
24:S:2:LYS:HE2	37:S:2001:HOH:O	2.17	0.43
1:0:1759:A:O2'	1:0:1818:C:C2'	2.66	0.43
15:J:34:VAL:O	15:J:35:HIS:C	2.57	0.43
1:0:1666:C:O2'	1:0:1667:A:C5'	2.67	0.43
1:0:213:G:HO2'	1:0:214:U:H5	1.65	0.43
1:0:1477:C:H5'	1:0:1868:G:H5''	2.01	0.43
6:A:94:LEU:HG	6:A:99:ILE:CD1	2.49	0.43
1:0:1325:G:H2'	1:0:1326:U:H6	1.84	0.43
1:0:1846:U:H2'	1:0:1847:A:C5	2.54	0.43
1:0:2298:C:H2'	1:0:2299:G:O4'	2.19	0.43
1:0:2350:G:H2'	1:0:2351:C:H6	1.82	0.43
1:0:388:G:H5''	1:0:2266:A:OP1	2.18	0.43
17:L:184:ARG:HB2	17:L:184:ARG:NH1	2.33	0.43
27:V:48:VAL:CG1	27:V:48:VAL:O	2.67	0.43
1:0:2488:A:H2'	1:0:2489:G:O4'	2.19	0.43
1:0:1871:U:O4'	1:0:1873:G:C8	2.72	0.43
1:0:816:G:H2'	1:0:817:G:O4'	2.18	0.43
17:L:8:ILE:HD13	37:L:2035:HOH:O	2.18	0.43
15:J:113:ILE:HG22	15:J:114:ALA:N	2.33	0.43
3:2:67:LEU:HD11	3:2:88:LEU:HD21	2.00	0.43
17:L:4:ALA:O	17:L:7:TYR:HB2	2.19	0.43
1:0:305:A:N1	1:0:329:A:H2'	2.33	0.43
18:M:33:ARG:O	18:M:47:LEU:HA	2.19	0.43
16:K:35:ARG:NH1	16:K:43:HIS:HB3	2.25	0.43
17:L:102:GLU:OE1	17:L:164:THR:HG21	2.19	0.43
17:L:98:GLN:HB2	17:L:129:HIS:CD2	2.54	0.43
1:0:2112:A:N1	1:0:2113:G:C6	2.87	0.43
6:A:36:ASP:CG	6:A:36:ASP:O	2.57	0.43
1:0:2657:G:OP1	7:B:17:LYS:HB2	2.18	0.43
7:B:36:PRO:HA	7:B:168:GLY:CA	2.48	0.43
19:N:11:ILE:O	19:N:14:LEU:HB2	2.19	0.43
1:0:2101:A:H1'	1:0:2537:G:C1'	2.49	0.43
23:R:24:LEU:CD2	23:R:74:ALA:HB1	2.49	0.43

*Continued on next page...*

*Continued from previous page...*

Atom-1	Atom-2	Distance(Å)	Clash(Å)
1:0:2088:C:H1'	1:0:2841:A:N1	2.34	0.43
8:C:151:GLN:HB3	37:C:2110:HOH:O	2.18	0.43
1:0:2563:U:H2'	1:0:2565:C:O5'	2.19	0.43
8:C:194:PHE:HA	8:C:234:VAL:HG13	2.00	0.43
13:H:47:GLU:HG2	13:H:133:ILE:HD12	2.00	0.43
14:I:39:VAL:HG11	14:I:107:ASN:CB	2.49	0.43
5:9:57:A:H8	9:D:141:VAL:HG21	1.84	0.43
1:0:1829:A:C8	1:0:1885:A:C8	3.06	0.43
1:0:1449:G:H5''	1:0:1450:C:OP2	2.18	0.43
1:0:45:A:C8	1:0:47:G:N2	2.87	0.43
28:W:78:GLU:OE2	28:W:79:GLU:OE2	2.36	0.43
27:V:11:VAL:O	27:V:12:ASN:HB2	2.18	0.43
18:M:69:TYR:HE2	18:M:183:ASP:OD2	2.02	0.43
18:M:91:ARG:HG3	18:M:186:LEU:CD2	2.48	0.43
5:9:45:A:H2'	5:9:46:C:H6	1.83	0.43
13:H:85:ILE:HG23	13:H:85:ILE:O	2.19	0.43
24:S:43:ASN:O	24:S:45:GLY:N	2.52	0.43
7:B:232:TRP:HD1	7:B:235:ARG:HD2	1.84	0.43
6:A:130:THR:HB	6:A:137:VAL:HB	2.01	0.43
10:E:11:VAL:HG11	10:E:22:VAL:HG13	1.99	0.43
1:0:2524:G:C6	1:0:2525:G:N1	2.87	0.43
20:O:38:GLU:HA	20:O:41:ARG:NH1	2.34	0.43
1:0:638:C:OP2	29:X:138:ARG:HD3	2.18	0.43
1:0:169:A:O2'	3:2:48:ASN:ND2	2.50	0.43
1:0:933:C:H2'	1:0:934:C:C6	2.54	0.43
1:0:1682:A:O2'	1:0:1683:G:H5''	2.18	0.43
6:A:72:GLU:OE2	30:Y:76:GLY:HA3	2.18	0.43
1:0:1273:C:C2	1:0:1284:G:C2	3.07	0.43
1:0:1311:G:O6	8:C:173:LYS:HE3	2.19	0.43
1:0:110:C:H2'	1:0:111:C:C6	2.51	0.43
4:5:41:ILE:HD11	4:5:49:VAL:HG13	2.01	0.43
1:0:696:C:O2'	1:0:697:G:H5'	2.18	0.43
1:0:1925:G:OP1	3:2:29:ARG:NH2	2.52	0.43
1:0:2123:A:H5'	17:L:89:ASN:ND2	2.34	0.43
1:0:1245:C:O5'	1:0:1245:C:H6	2.02	0.43
6:A:3:ARG:H	6:A:3:ARG:HG2	1.62	0.43
14:I:50:GLU:O	14:I:54:VAL:HG23	2.18	0.43
1:0:200:U:H5''	1:0:201:G:OP2	2.19	0.43
1:0:1382:G:O2'	28:W:27:ASP:OD1	2.36	0.42
27:V:88:THR:HG23	27:V:110:GLN:HE21	1.81	0.42
1:0:2110:G:O2'	1:0:2111:G:H5'	2.19	0.42
1:0:2324:G:H4'	1:0:2418:G:O2'	2.18	0.42

*Continued on next page...*

*Continued from previous page...*

Atom-1	Atom-2	Distance(Å)	Clash(Å)
13:H:65:ARG:NH2	13:H:66:VAL:HG22	2.34	0.42
10:E:93:MET:HE2	10:E:93:MET:HB2	1.84	0.42
26:U:23:LEU:O	26:U:26:GLU:N	2.51	0.42
25:T:52:THR:HG22	25:T:54:THR:N	2.34	0.42
17:L:57:LYS:NZ	17:L:144:ASP:OD2	2.47	0.42
24:S:48:VAL:HG22	24:S:98:VAL:HA	1.99	0.42
9:D:166:ILE:O	9:D:167:GLU:C	2.56	0.42
1:0:319:A:H4'	1:0:338:C:C4	2.54	0.42
1:0:656:G:H5'	19:N:3:THR:HB	2.01	0.42
13:H:59:ASN:HD22	13:H:59:ASN:N	2.17	0.42
18:M:151:ASP:O	18:M:154:LEU:HB2	2.19	0.42
10:E:132:THR:HB	37:E:2031:HOH:O	2.18	0.42
1:0:645:U:H2'	1:0:646:G:H8	1.84	0.42
3:2:36:ILE:HG21	37:2:2005:HOH:O	2.18	0.42
29:X:200:THR:HG22	29:X:201:GLU:HG2	2.01	0.42
1:0:217:C:H5'	1:0:395:A:H1'	1.99	0.42
1:0:537:G:C4	1:0:538:C:N4	2.87	0.42
1:0:210:U:H2'	1:0:211:U:H6	1.83	0.42
22:Q:27:HIS:O	22:Q:31:ILE:HG13	2.19	0.42
27:V:149:LEU:HG	27:V:153:MET:HE2	1.99	0.42
1:0:2050:G:H5''	22:Q:80:TYR:O	2.19	0.42
23:R:69:SER:C	23:R:71:ASP:H	2.23	0.42
1:0:2717:C:OP1	7:B:207:LYS:HG3	2.18	0.42
1:0:582:C:N4	37:0:4560:HOH:O	2.52	0.42
1:0:503:G:C2	1:0:504:G:C8	3.07	0.42
8:C:222:ASP:O	8:C:231:ARG:HD3	2.19	0.42
1:0:1831:U:H2'	1:0:1832:G:C5'	2.46	0.42
1:0:2670:G:C2'	1:0:2671:U:H5'	2.49	0.42
1:0:1872:C:H5	6:A:20:SER:HB3	1.84	0.42
5:9:25:G:H5''	5:9:26:C:C6	2.54	0.42
13:H:75:SER:HB3	13:H:79:ALA:HB1	2.01	0.42
1:0:1882:C:O2'	1:0:2012:U:OP2	2.37	0.42
6:A:192:VAL:HG11	6:A:207:GLN:HB3	1.99	0.42
1:0:2301:A:H5''	1:0:2302:A:H5'	2.01	0.42
17:L:144:ASP:O	17:L:148:SER:HB3	2.18	0.42
21:P:86:VAL:CG1	21:P:91:LEU:HD11	2.46	0.42
1:0:2387:U:O2	1:0:2402:A:C2	2.72	0.42
1:0:51:G:H4'	31:Z:22:CYS:O	2.19	0.42
28:W:43:VAL:CG1	28:W:44:ASP:N	2.82	0.42
6:A:183:GLY:HA2	37:A:2078:HOH:O	2.17	0.42
1:0:2700:G:O2'	1:0:2701:G:H5'	2.18	0.42
1:0:2239:C:H2'	1:0:2240:U:H6	1.83	0.42

*Continued on next page...*

*Continued from previous page...*

Atom-1	Atom-2	Distance(Å)	Clash(Å)
1:0:1167:G:O2'	1:0:1168:C:H5'	2.18	0.42
1:0:1153:C:N3	1:0:2786:G:O6	2.52	0.42
1:0:1155:G:H2'	1:0:1156:C:C6	2.53	0.42
37:0:8568:HOH:O	6:A:206:ARG:HD3	2.19	0.42
2:1:9:LYS:O	2:1:12:ALA:HB3	2.18	0.42
1:0:1664:A:O2'	1:0:1665:G:OP2	2.35	0.42
1:0:652:G:H5''	37:0:4698:HOH:O	2.17	0.42
10:E:106:ASN:ND2	10:E:109:GLY:HA2	2.34	0.42
1:0:1307:A:OP2	8:C:175:LYS:NZ	2.53	0.42
8:C:233:THR:CG2	8:C:234:VAL:N	2.80	0.42
9:D:99:ASP:HB2	9:D:103:ASN:CB	2.48	0.42
3:2:67:LEU:HD21	3:2:88:LEU:CD2	2.49	0.42
1:0:47:G:O2'	1:0:114:A:N6	2.52	0.42
1:0:2417:C:H6	1:0:2417:C:O5'	2.03	0.42
1:0:2843:A:C2'	1:0:2844:C:H5'	2.49	0.42
10:E:11:VAL:CG1	10:E:12:ASP:H	2.32	0.42
9:D:18:ILE:HG12	9:D:134:LEU:HD21	2.02	0.42
1:0:319:A:O2'	1:0:320:G:H5'	2.19	0.42
10:E:156:ASP:OD2	10:E:157:LYS:NZ	2.46	0.42
22:Q:26:LYS:HD3	22:Q:62:HIS:CG	2.54	0.42
10:E:104:ILE:CD1	10:E:151:LEU:HD23	2.49	0.42
1:0:2085:A:C2	1:0:2660:G:N3	2.88	0.42
1:0:901:G:OP2	16:K:18:HIS:CE1	2.72	0.42
1:0:1790:C:H5	20:O:71:LYS:HE3	1.85	0.42
1:0:904:U:H2'	16:K:8:ARG:HD2	2.00	0.42
1:0:2597:U:C2'	1:0:2598:U:H5'	2.49	0.42
15:J:97:ILE:HG22	15:J:98:VAL:N	2.33	0.42
3:2:10:TYR:HB2	3:2:17:HIS:CE1	2.54	0.42
1:0:1619:G:C5	1:0:1620:C:C4	3.07	0.42
18:M:13:ARG:HA	18:M:13:ARG:HD2	1.83	0.42
1:0:1810:C:H1'	25:T:42:LEU:HD22	2.01	0.42
17:L:18:GLY:O	17:L:21:ALA:HB3	2.19	0.42
1:0:2706:A:H2'	1:0:2707:C:O4'	2.19	0.42
19:N:63:LYS:HA	19:N:80:ASP:O	2.19	0.42
1:0:1374:C:H4'	1:0:1431:C:C4	2.54	0.42
8:C:150:THR:O	8:C:153:VAL:N	2.53	0.42
3:2:46:ILE:O	17:L:84:LYS:HG2	2.20	0.42
17:L:37:VAL:HG13	17:L:63:VAL:HG11	2.00	0.42
17:L:37:VAL:HG21	17:L:108:LYS:CG	2.49	0.42
14:I:47:THR:N	37:I:2011:HOH:O	2.47	0.42
15:J:49:LEU:HA	15:J:73:VAL:HG12	2.01	0.42
1:0:2011:A:H4'	1:0:2012:U:O5'	2.19	0.42

*Continued on next page...*

*Continued from previous page...*

Atom-1	Atom-2	Distance(Å)	Clash(Å)
23:R:67:ARG:NH1	37:R:2013:HOH:O	2.53	0.42
1:0:882:A:H4'	1:0:1837:G:O6	2.19	0.42
37:9:2010:HOH:O	18:M:23:ARG:HD3	2.18	0.42
3:2:84:ARG:HB2	37:2:2058:HOH:O	2.19	0.42
1:0:2493:C:H2'	1:0:2525:G:N1	2.29	0.42
11:F:99:THR:HG23	11:F:99:THR:O	2.19	0.42
29:X:152:LYS:HB2	29:X:160:LYS:HG3	2.02	0.42
1:0:2281:C:H2'	1:0:2282:U:O4'	2.19	0.42
1:0:1666:C:H2'	1:0:1667:A:H8	1.85	0.42
31:Z:22:CYS:SG	31:Z:24:GLU:CB	3.07	0.42
1:0:955:A:C2'	1:0:956:G:H5'	2.49	0.42
1:0:2857:C:H2'	1:0:2858:U:H6	1.80	0.42
1:0:1773:G:C8	30:Y:16:PRO:HA	2.55	0.42
19:N:58:VAL:HG13	19:N:114:ILE:HG12	2.02	0.42
4:5:41:ILE:CD1	4:5:49:VAL:HG11	2.49	0.42
37:0:4722:HOH:O	8:C:103:ASN:HB3	2.18	0.42
24:S:77:VAL:HB	37:S:2023:HOH:O	2.19	0.42
1:0:2518:C:C4	1:0:2519:C:C4	3.08	0.42
6:A:105:VAL:CG1	6:A:106:CYS:N	2.82	0.42
1:0:1571:G:C2'	1:0:1626:A:H61	2.32	0.42
1:0:2088:C:OP1	22:Q:65:GLY:N	2.32	0.42
1:0:2357:G:C2'	1:0:2358:U:H5'	2.50	0.42
1:0:581:G:H5'	37:0:4557:HOH:O	2.20	0.42
13:H:93:ILE:H	13:H:93:ILE:HG12	1.58	0.42
5:9:67:C:C6	5:9:67:C:H3'	2.55	0.42
15:J:51:ASP:HA	37:J:2035:HOH:O	2.18	0.42
17:L:146:GLN:O	17:L:147:LEU:HD23	2.19	0.42
7:B:238:ASN:ND2	7:B:240:GLY:N	2.55	0.42
1:0:1342:C:C2'	1:0:1343:C:C5'	2.90	0.42
1:0:855:U:H5''	37:0:5166:HOH:O	2.19	0.42
1:0:533:U:O2'	14:I:95:ARG:NH1	2.52	0.42
15:J:4:LEU:HA	15:J:4:LEU:HD23	1.84	0.42
1:0:45:A:H5'	1:0:47:G:O4'	2.19	0.42
24:S:12:ARG:O	24:S:19:ARG:NH2	2.53	0.42
18:M:34:LEU:CD2	18:M:129:ILE:HD13	2.49	0.42
8:C:73:LEU:O	8:C:74:ASP:HB2	2.20	0.42
1:0:2654:C:O2'	1:0:2655:U:H5'	2.19	0.42
16:K:94:ARG:NH1	16:K:143:THR:HG21	2.35	0.42
1:0:2526:C:H5'	1:0:2526:C:C6	2.53	0.42
20:O:131:PHE:CD2	20:O:137:LEU:HA	2.53	0.42
7:B:84:LEU:O	7:B:99:GLU:HA	2.19	0.42
13:H:33:MET:HB2	13:H:83:PHE:HB3	2.01	0.42

*Continued on next page...*



*Continued from previous page...*

Atom-1	Atom-2	Distance(Å)	Clash(Å)
10:E:132:THR:O	10:E:132:THR:HG23	2.19	0.42
7:B:62:ARG:CA	7:B:65:MET:HE3	2.48	0.42
31:Z:50:TRP:C	31:Z:52:SER:N	2.73	0.42
1:0:2381:C:H2'	1:0:2382:A:H8	1.84	0.42
1:0:1761:U:H2'	1:0:1762:C:H6	1.85	0.42
16:K:20:ASN:N	37:K:2021:HOH:O	2.51	0.42
1:0:786:G:H2'	1:0:787:G:O4'	2.19	0.42
8:C:14:GLY:N	37:C:2005:HOH:O	2.52	0.42
1:0:412:C:O2'	1:0:413:G:H5'	2.18	0.42
17:L:165:SER:OG	17:L:166:ALA:N	2.51	0.42
1:0:2265:U:H2'	1:0:2266:A:C8	2.55	0.42
1:0:2045:G:H5''	37:0:7459:HOH:O	2.18	0.42
8:C:191:SER:OG	8:C:209:GLY:C	2.58	0.42
18:M:161:GLY:O	18:M:162:ASP:C	2.58	0.42
9:D:25:MET:HE1	9:D:37:ALA:HB1	2.01	0.42
28:W:85:VAL:HG12	28:W:86:GLU:H	1.84	0.42
18:M:47:LEU:HD11	18:M:127:LEU:CD2	2.49	0.42
1:0:288:A:H61	1:0:364:C:H42	1.67	0.42
29:X:151:SER:HB3	29:X:154:ARG:HB2	2.02	0.42
6:A:85:ASP:HA	37:A:2040:HOH:O	2.19	0.42
1:0:77:G:H2'	1:0:78:G:H5'	2.01	0.42
1:0:79:G:C2	1:0:97:G:O2'	2.73	0.42
10:E:145:ALA:HB1	10:E:168:ILE:CD1	2.49	0.42
1:0:876:A:H2'	1:0:877:G:H5'	2.01	0.42
7:B:297:VAL:HB	37:B:2029:HOH:O	2.19	0.42
1:0:1234:U:N3	7:B:244:PRO:HB3	2.34	0.42
21:P:52:PHE:HB2	35:P:1097:CL:CL	2.57	0.42
28:W:30:MET:HE3	28:W:59:TRP:HE1	1.84	0.42
7:B:70:PRO:C	7:B:71:VAL:HG23	2.40	0.42
1:0:433:C:H2'	1:0:434:U:O4'	2.20	0.42
19:N:112:ARG:HG2	19:N:114:ILE:HD11	2.00	0.42
1:0:2406:U:C4	1:0:2407:G:N7	2.88	0.42
27:V:1:MET:HE1	27:V:101:LEU:HD23	2.02	0.42
1:0:1788:U:C2	1:0:1805:G:N2	2.88	0.42
7:B:171:VAL:HG23	7:B:172:SER:N	2.34	0.42
1:0:2731:G:H2'	1:0:2732:U:O4'	2.20	0.42
5:9:81:C:C2'	5:9:82:U:H5'	2.50	0.42
5:9:89:C:O2'	5:9:90:G:H5'	2.19	0.42
6:A:203:GLY:HA2	37:A:2094:HOH:O	2.19	0.42
7:B:5:ARG:HD2	7:B:8:LYS:NZ	2.35	0.42
10:E:162:PHE:CD1	10:E:162:PHE:N	2.88	0.42
27:V:90:TYR:N	27:V:90:TYR:CD1	2.87	0.42

*Continued on next page...*



*Continued from previous page...*

Atom-1	Atom-2	Distance(Å)	Clash(Å)
37:O:8505:HOH:O	7:B:227:HIS:HB3	2.19	0.42
1:O:132:A:O2'	1:O:133:U:H5'	2.20	0.42
1:O:241:A:C2	1:O:378:A:H4'	2.55	0.42
8:C:211:ASP:HA	37:C:2139:HOH:O	2.19	0.42
13:H:162:SER:CB	13:H:163:PRO:CD	2.85	0.42
30:Y:25:ARG:O	30:Y:29:VAL:HG23	2.20	0.42
1:O:1118:A:C3'	1:O:1119:G:C5'	2.98	0.42
14:I:45:VAL:HA	14:I:130:VAL:O	2.19	0.42
6:A:164:ARG:HB2	30:Y:68:CYS:SG	2.60	0.42
1:O:1165:G:O2'	1:O:1174:A:C1'	2.68	0.42
1:O:1166:A:OP1	1:O:1174:A:H4'	2.20	0.42
1:O:47:G:O2'	1:O:114:A:N1	2.35	0.42
37:O:5264:HOH:O	8:C:73:LEU:HD11	2.20	0.42
1:O:2546:U:O2'	7:B:237:GLY:N	2.53	0.42
1:O:2462:G:H4'	1:O:2464:C:C6	2.54	0.42
1:O:939:A:N1	1:O:1027:G:O2'	2.40	0.42
1:O:106:A:H2'	1:O:107:U:O4'	2.19	0.42
6:A:93:THR:HA	6:A:154:ALA:O	2.19	0.42
1:O:316:A:H5'	24:S:54:ASP:OD2	2.20	0.42
7:B:265:LEU:HD23	7:B:316:ARG:CG	2.49	0.42
1:O:1152:A:C4	1:O:1215:A:C2	3.07	0.42
16:K:11:ARG:NH2	16:K:18:HIS:HB3	2.35	0.42
1:O:2059:U:H2'	1:O:2060:A:H8	1.84	0.42
22:Q:132:ARG:NH2	37:Q:2074:HOH:O	2.52	0.42
1:O:2643:G:N2	37:O:8602:HOH:O	2.52	0.42
1:O:1761:U:H2'	1:O:1762:C:C6	2.55	0.42
1:O:1268:C:H2'	1:O:1269:G:C8	2.55	0.42
1:O:632:A:H4'	1:O:2535:U:H4'	2.01	0.42
21:P:31:GLU:HA	21:P:31:GLU:OE1	2.19	0.42
1:O:946:C:O5'	1:O:946:C:H6	2.02	0.42
19:N:44:ASN:HB3	19:N:67:SER:O	2.19	0.42
1:O:1135:G:O2'	1:O:1136:U:H5'	2.20	0.42
9:D:44:ILE:HG23	9:D:45:THR:HG23	2.02	0.42
11:F:50:VAL:HG21	11:F:63:ILE:HG21	2.01	0.42
15:J:74:VAL:CG1	15:J:113:ILE:HG12	2.48	0.42
1:O:1449:G:N2	1:O:1514:C:C2	2.88	0.42
1:O:1173:A:H4'	1:O:1174:A:H8	1.82	0.42
14:I:76:ASP:HA	37:I:2026:HOH:O	2.19	0.42
37:O:8353:HOH:O	15:J:41:LYS:HE3	2.19	0.42
8:C:107:ARG:HH11	8:C:107:ARG:HB3	1.84	0.42
1:O:282:C:H2'	1:O:283:U:O4'	2.20	0.42
7:B:179:LEU:O	7:B:183:GLU:CG	2.64	0.42

*Continued on next page...*

*Continued from previous page...*

Atom-1	Atom-2	Distance(Å)	Clash(Å)
25:T:52:THR:CG2	25:T:54:THR:HB	2.50	0.42
21:P:44:ASP:O	21:P:45:PRO:C	2.57	0.42
7:B:36:PRO:HA	7:B:168:GLY:HA3	2.02	0.42
1:0:2635:A:N7	37:0:8574:HOH:O	2.36	0.42
1:0:2430:A:H4'	16:K:46:LEU:O	2.19	0.42
1:0:861:A:H1'	1:0:1488:U:O4	2.19	0.42
3:2:42:ARG:HB3	3:2:43:ASN:OD1	2.19	0.42
1:0:2084:C:O2'	1:0:2085:A:H5'	2.19	0.42
37:0:6137:HOH:O	29:X:136:LYS:HD3	2.19	0.42
1:0:2382:A:H1'	3:2:10:TYR:CE2	2.55	0.42
1:0:793:A:O2'	1:0:794:U:H5'	2.19	0.42
29:X:99:ALA:HA	29:X:232:THR:O	2.20	0.42
1:0:1453:G:OP2	1:0:1491:G:N2	2.47	0.42
11:F:59:ILE:HG22	11:F:59:ILE:O	2.19	0.42
18:M:63:SER:O	18:M:66:LEU:CB	2.68	0.42
1:0:1431:C:H5'	1:0:1432:U:OP2	2.19	0.42
1:0:168:C:H6	1:0:168:C:O5'	2.02	0.42
1:0:212:A:N6	1:0:227:A:OP2	2.53	0.42
18:M:10:MET:HG3	37:M:2005:HOH:O	2.19	0.42
8:C:82:GLN:C	37:C:2060:HOH:O	2.58	0.42
1:0:944:G:H21	27:V:44:MET:CE	2.33	0.42
1:0:2670:G:H22	7:B:85:ARG:HH22	1.67	0.42
1:0:509:A:C6	1:0:512:G:C6	3.08	0.42
1:0:795:G:H1'	1:0:818:A:N6	2.34	0.42
6:A:75:GLY:HA2	30:Y:63:LYS:O	2.19	0.42
30:Y:47:LEU:CD1	30:Y:64:ILE:HD11	2.50	0.42
1:0:2105:C:O2'	1:0:2284:G:N2	2.52	0.42
14:I:74:ARG:HH11	14:I:74:ARG:CB	2.27	0.42
1:0:1592:G:O2'	1:0:1593:C:O4'	2.38	0.42
37:0:6413:HOH:O	17:L:68:ARG:CB	2.68	0.42
1:0:1052:G:O2'	1:0:2300:A:OP2	2.32	0.42
1:0:2657:G:N2	1:0:2658:G:H1'	2.35	0.42
5:9:42:C:O2	9:D:76:ARG:HD2	2.20	0.42
18:M:113:SER:C	37:M:2040:HOH:O	2.57	0.42
17:L:61:ILE:HG13	37:L:2028:HOH:O	2.20	0.42
6:A:65:ARG:C	6:A:66:ARG:HG3	2.40	0.42
7:B:286:ASN:O	7:B:306:LYS:HE3	2.18	0.42
15:J:34:VAL:HG21	15:J:46:LYS:O	2.19	0.42
7:B:139:ASP:CB	7:B:165:ARG:HE	2.31	0.42
7:B:279:THR:OG1	7:B:290:VAL:HB	2.20	0.42
1:0:902:G:H5''	37:0:5301:HOH:O	2.20	0.42
23:R:11:THR:O	23:R:14:ALA:HB3	2.19	0.42

*Continued on next page...*

*Continued from previous page...*

Atom-1	Atom-2	Distance(Å)	Clash(Å)
1:0:1636:G:C2'	1:0:1637:A:H5'	2.49	0.42
28:W:76:ARG:HH11	28:W:76:ARG:HG3	1.85	0.42
1:0:1566:C:H2'	1:0:1567:A:H8	1.85	0.42
1:0:2785:C:H5''	1:0:2786:G:OP2	2.19	0.42
29:X:232:THR:HG22	29:X:233:TYR:N	2.34	0.42
1:0:414:C:O2'	1:0:415:A:H5'	2.19	0.42
1:0:2304:G:H5'	37:P:2015:HOH:O	2.20	0.42
20:O:104:LYS:HD2	20:O:104:LYS:HA	1.86	0.42
5:9:18:U:O2'	5:9:19:G:H5'	2.20	0.42
1:0:853:C:H2'	1:0:854:G:O4'	2.20	0.42
1:0:1950:G:N2	37:0:7283:HOH:O	2.53	0.42
1:0:1602:C:H4'	37:0:6617:HOH:O	2.20	0.42
1:0:56:G:C8	1:0:59:A:C8	3.07	0.42
1:0:1623:C:C4	1:0:1624:A:C6	3.08	0.42
8:C:163:HIS:O	8:C:166:ILE:N	2.53	0.42
1:0:156:C:C5'	17:L:171:ARG:HD3	2.22	0.42
1:0:189:A:O2'	17:L:184:ARG:HD3	2.19	0.42
13:H:162:SER:O	13:H:164:ALA:N	2.53	0.42
1:0:1117:A:C2	1:0:1244:U:C2	3.08	0.42
27:V:122:ARG:CZ	37:V:2054:HOH:O	2.68	0.42
23:R:13:LYS:NZ	37:R:2004:HOH:O	2.53	0.42
1:0:2503:A:O2'	1:0:2504:A:C8	2.63	0.42
1:0:2323:G:N2	1:0:2378:U:H1'	2.34	0.42
27:V:130:HIS:C	27:V:136:GLY:HA3	2.39	0.42
13:H:96:ASN:OD1	13:H:114:PRO:HA	2.19	0.42
1:0:952:G:O2'	1:0:2302:A:C2'	2.68	0.42
29:X:169:ARG:NE	35:X:1237:CL:CL	2.89	0.42
5:9:40:C:N4	9:D:53:LYS:HE3	2.34	0.42
6:A:110:SER:N	6:A:114:ASP:OD2	2.52	0.42
6:A:111:SER:N	6:A:114:ASP:OD2	2.49	0.42
1:0:1184:C:H2'	1:0:1185:U:C6	2.55	0.42
1:0:1184:C:O2'	1:0:1185:U:H5'	2.20	0.42
1:0:1329:A:H2	37:0:6004:HOH:O	2.02	0.42
17:L:5:TYR:HE2	17:L:46:LEU:HD13	1.84	0.42
1:0:37:A:C2	1:0:446:G:C2	3.08	0.42
16:K:125:PHE:CD1	16:K:125:PHE:N	2.87	0.42
27:V:128:VAL:C	27:V:138:LEU:HD11	2.40	0.42
1:0:581:G:O2'	1:0:582:C:H5'	2.20	0.42
7:B:54:VAL:HB	37:B:2139:HOH:O	2.18	0.42
1:0:2523:U:H6	1:0:2523:U:O5'	2.03	0.42
17:L:181:GLU:CD	17:L:181:GLU:H	2.22	0.42
1:0:1630:A:H8	1:0:1630:A:OP1	2.03	0.42

*Continued on next page...*

*Continued from previous page...*

Atom-1	Atom-2	Distance(Å)	Clash(Å)
9:D:156:ARG:HH11	9:D:156:ARG:HG3	1.85	0.42
1:O:580:A:N3	1:O:1111:U:H1'	2.35	0.42
14:I:83:ILE:O	14:I:84:ARG:C	2.59	0.42
5:9:116:C:O2'	5:9:117:G:H5'	2.20	0.42
17:L:186:SER:OG	17:L:189:VAL:HG12	2.20	0.41
30:Y:30:GLU:HB2	37:Y:2013:HOH:O	2.18	0.41
6:A:75:GLY:HA2	30:Y:64:ILE:HA	2.01	0.41
5:9:3:A:H61	5:9:22:G:H1'	1.82	0.41
14:I:18:ILE:HA	14:I:45:VAL:O	2.20	0.41
22:Q:9:ASP:HA	22:Q:10:PRO:HD2	1.89	0.41
8:C:85:LYS:HB3	37:C:2061:HOH:O	2.20	0.41
11:F:53:ASP:OD2	11:F:80:GLN:CB	2.68	0.41
17:L:3:SER:O	17:L:4:ALA:C	2.57	0.41
5:9:12:C:OP2	5:9:69:U:O2'	2.38	0.41
1:O:883:U:O2	1:O:883:U:H3'	2.20	0.41
5:9:39:U:H3'	5:9:40:C:H5''	2.01	0.41
5:9:43:G:C2'	5:9:44:A:OP2	2.68	0.41
1:O:204:A:H2'	1:O:205:U:C5'	2.48	0.41
1:O:2495:U:O2'	1:O:2496:C:H5'	2.20	0.41
21:P:90:HIS:O	21:P:91:LEU:HD23	2.19	0.41
17:L:62:VAL:HA	17:L:131:VAL:O	2.20	0.41
1:O:1398:G:H2'	1:O:1399:A:H8	1.81	0.41
29:X:107:PRO:HB3	29:X:182:PHE:CE2	2.55	0.41
1:O:2619:U:H2'	1:O:2620:U:C6	2.55	0.41
7:B:280:VAL:HG12	7:B:334:SER:HA	2.02	0.41
1:O:1197:G:N2	37:O:5830:HOH:O	2.53	0.41
15:J:125:ALA:O	15:J:127:ALA:N	2.53	0.41
1:O:1920:C:O2'	1:O:1921:A:H5'	2.19	0.41
1:O:2566:A:H4'	10:E:161:VAL:HG21	2.01	0.41
21:P:16:ASN:HA	21:P:16:ASN:HD22	1.65	0.41
6:A:87:GLU:HB3	37:A:2042:HOH:O	2.19	0.41
1:O:1482:A:O2'	1:O:1483:C:H5'	2.20	0.41
8:C:47:GLY:HA2	8:C:92:PRO:HB2	2.02	0.41
1:O:426:G:C6	1:O:427:C:C4	3.08	0.41
1:O:295:C:O2'	1:O:296:G:H5'	2.20	0.41
27:V:20:THR:O	27:V:21:LEU:C	2.56	0.41
11:F:63:ILE:CB	11:F:64:PRO:CD	2.92	0.41
1:O:630:A:H4'	1:O:631:A:OP1	2.18	0.41
17:L:157:LEU:HB3	17:L:160:PHE:HD1	1.85	0.41
1:O:1942:A:H4'	6:A:213:LYS:CE	2.49	0.41
1:O:1246:A:O2'	1:O:1247:A:C3'	2.61	0.41
22:Q:119:VAL:O	22:Q:119:VAL:CG1	2.66	0.41

*Continued on next page...*

*Continued from previous page...*

Atom-1	Atom-2	Distance(Å)	Clash(Å)
14:I:72:PRO:HG2	14:I:78:ILE:HD13	2.01	0.41
1:O:1702:U:HO2'	1:O:1703:G:H5''	1.85	0.41
24:S:48:VAL:HG13	24:S:49:GLU:N	2.34	0.41
21:P:45:PRO:HA	21:P:51:ARG:NH2	2.35	0.41
9:D:104:PHE:CE2	9:D:166:ILE:CD1	3.02	0.41
7:B:265:LEU:HD21	7:B:316:ARG:HD3	2.02	0.41
17:L:59:GLY:HA3	17:L:141:ILE:CD1	2.50	0.41
17:L:46:LEU:HA	17:L:46:LEU:HD23	1.89	0.41
17:L:46:LEU:HD22	17:L:50:ARG:HG3	2.01	0.41
1:O:2757:A:O2'	1:O:2758:G:H5'	2.20	0.41
1:O:62:C:H2'	1:O:63:U:H6	1.85	0.41
29:X:178:HIS:HD2	29:X:229:LEU:HD13	1.85	0.41
5:9:51:A:H4'	37:9:2072:HOH:O	2.20	0.41
7:B:54:VAL:CG2	7:B:326:GLU:HB3	2.51	0.41
1:O:1813:U:H3'	1:O:1814:G:H5'	2.02	0.41
17:L:93:ARG:H	17:L:93:ARG:HG2	1.51	0.41
1:O:75:U:H2'	1:O:76:G:H8	1.85	0.41
1:O:2449:G:H2'	1:O:2450:C:C6	2.55	0.41
1:O:353:G:C6	1:O:354:A:C6	3.08	0.41
18:M:37:ARG:HD3	35:M:1187:CL:CL	2.57	0.41
17:L:28:MET:HA	17:L:31:TRP:HB2	2.02	0.41
1:O:24:G:C2'	1:O:25:A:OP2	2.68	0.41
3:2:25:VAL:CG2	3:2:68:LYS:HG3	2.41	0.41
1:O:331:A:N6	1:O:345:G:O2'	2.54	0.41
1:O:1598:A:C2	1:O:1599:U:C2	3.09	0.41
31:Z:21:ARG:HD2	31:Z:39:PHE:HB2	2.01	0.41
24:S:17:HIS:O	24:S:20:HIS:HD2	2.03	0.41
9:D:67:ASP:HA	9:D:68:PRO:HD3	1.96	0.41
1:O:1213:C:H2'	1:O:1214:G:O4'	2.20	0.41
1:O:1878:G:H5'	37:0:7191:HOH:O	2.19	0.41
25:T:6:CYS:SG	25:T:8:TYR:HB3	2.60	0.41
1:O:1476:A:O2'	1:O:1868:G:H5'	2.21	0.41
1:O:1196:C:C2'	1:O:1197:G:H5'	2.50	0.41
1:O:292:G:H8	1:O:292:G:O5'	2.02	0.41
22:Q:14:ALA:HB3	22:Q:147:LEU:HB2	2.02	0.41
1:O:1117:A:N1	1:O:1244:U:C2'	2.82	0.41
14:I:75:PRO:HD3	14:I:136:SER:CB	2.50	0.41
21:P:17:LYS:O	21:P:18:PRO:C	2.58	0.41
7:B:195:ARG:NH1	7:B:324:ASP:OD1	2.49	0.41
5:9:13:A:N3	5:9:114:G:C6	2.88	0.41
17:L:57:LYS:CG	17:L:58:GLN:N	2.81	0.41
1:O:2653:A:H2'	1:O:2654:C:C6	2.55	0.41

*Continued on next page...*

*Continued from previous page...*

Atom-1	Atom-2	Distance(Å)	Clash(Å)
24:S:28:SER:O	24:S:32:ARG:HG3	2.19	0.41
1:0:2497:A:C2	1:0:2524:G:N3	2.88	0.41
1:0:2039:A:OP2	7:B:234:ARG:NH2	2.53	0.41
1:0:2389:U:H4'	21:P:53:HIS:HD2	1.86	0.41
1:0:2387:U:C2	1:0:2402:A:C2	3.08	0.41
1:0:2124:G:H1'	37:0:7691:HOH:O	2.21	0.41
13:H:16:ARG:HB2	37:H:2015:HOH:O	2.19	0.41
16:K:91:VAL:CG1	16:K:120:LEU:HD23	2.49	0.41
1:0:1932:G:H8	1:0:1932:G:O5'	2.03	0.41
1:0:2690:U:H4'	10:E:111:LYS:HE3	2.03	0.41
13:H:89:PRO:HA	13:H:122:ALA:O	2.20	0.41
37:0:6533:HOH:O	20:O:91:LYS:HE3	2.21	0.41
25:T:21:PHE:HE2	25:T:23:HIS:ND1	2.19	0.41
1:0:1924:A:H1'	37:0:7255:HOH:O	2.20	0.41
17:L:186:SER:O	17:L:187:LEU:C	2.57	0.41
8:C:136:VAL:HA	8:C:137:PRO:C	2.40	0.41
7:B:25:ARG:HA	7:B:310:ARG:HH21	1.84	0.41
1:0:2071:C:H4'	1:0:2072:G:H8	1.85	0.41
17:L:114:VAL:HB	17:L:159:THR:HG23	2.02	0.41
7:B:304:PRO:HD2	7:B:307:ARG:HD2	2.02	0.41
15:J:6:ALA:HB3	15:J:116:GLU:HG2	2.02	0.41
1:0:1493:A:O2'	1:0:1494:A:H5''	2.19	0.41
13:H:26:LYS:HB2	37:H:2024:HOH:O	2.20	0.41
1:0:129:A:O2'	1:0:130:C:H5''	2.20	0.41
1:0:1701:A:H4'	1:0:1702:U:C5'	2.50	0.41
1:0:2554:U:H3'	1:0:2554:U:OP1	2.21	0.41
1:0:368:C:H2'	1:0:369:G:H5'	2.03	0.41
1:0:2655:U:C4	1:0:2656:G:N7	2.89	0.41
1:0:68:U:C4	1:0:107:U:H4'	2.56	0.41
5:9:48:C:H4'	18:M:141:ARG:NH2	2.29	0.41
24:S:6:LYS:HA	24:S:9:LYS:HB3	2.02	0.41
1:0:2735:U:N3	1:0:2736:U:C4	2.89	0.41
1:0:605:C:C2	1:0:606:C:C5	3.08	0.41
1:0:2718:C:H5	37:0:8724:HOH:O	2.03	0.41
7:B:145:HIS:HD2	7:B:146:THR:O	2.03	0.41
1:0:2620:U:H5''	1:0:2621:U:OP1	2.20	0.41
1:0:2433:A:OP1	3:2:36:ILE:CG2	2.69	0.41
7:B:101:TRP:HB2	7:B:119:HIS:CD2	2.55	0.41
1:0:445:U:H1'	37:0:4294:HOH:O	2.20	0.41
1:0:1463:A:O5'	1:0:1463:A:H8	2.03	0.41
1:0:1847:A:C2'	1:0:1848:G:H5'	2.50	0.41
6:A:195:ASN:O	6:A:196:ALA:C	2.58	0.41

*Continued on next page...*

*Continued from previous page...*

Atom-1	Atom-2	Distance(Å)	Clash(Å)
1:O:1507:C:H4'	37:O:6363:HOH:O	2.19	0.41
17:L:153:THR:O	17:L:156:ARG:HG3	2.20	0.41
37:9:2012:HOH:O	21:P:27:GLN:HB2	2.20	0.41
20:O:122:LEU:HD11	20:O:141:ILE:HG12	2.02	0.41
8:C:232:LEU:HA	37:C:2155:HOH:O	2.20	0.41
1:O:512:G:H5'	1:O:515:C:H1'	2.02	0.41
1:O:818:A:N6	1:O:819:A:N1	2.69	0.41
30:Y:33:HIS:NE2	30:Y:49:ARG:HD2	2.35	0.41
22:Q:105:ASP:O	22:Q:106:GLY:C	2.59	0.41
13:H:144:GLU:HA	13:H:144:GLU:OE1	2.20	0.41
10:E:31:ARG:HH12	10:E:68:HIS:CE1	2.38	0.41
1:O:2092:G:H5'	37:B:2100:HOH:O	2.19	0.41
17:L:77:PHE:CD1	17:L:79:LYS:O	2.74	0.41
6:A:130:THR:HG22	6:A:131:HIS:O	2.20	0.41
24:S:49:GLU:HB3	24:S:59:GLU:HG2	2.03	0.41
1:O:2493:C:O2'	1:O:2495:U:O4	2.22	0.41
11:F:30:LYS:HE2	11:F:99:THR:HG21	2.02	0.41
1:O:383:A:H2'	1:O:384:G:C5'	2.51	0.41
7:B:56:ASP:HB3	7:B:322:ARG:HH21	1.84	0.41
1:O:953:G:H5'	1:O:954:U:OP1	2.21	0.41
19:N:15:LYS:O	19:N:16:SER:C	2.58	0.41
1:O:1522:A:C2'	1:O:1523:G:H5'	2.51	0.41
1:O:2407:G:O2'	1:O:2408:A:H5'	2.21	0.41
1:O:1167:G:N2	1:O:1180:U:C2	2.89	0.41
10:E:91:PHE:HA	10:E:92:PRO:HD3	1.85	0.41
1:O:840:U:C2	1:O:2648:U:O4	2.73	0.41
1:O:1279:U:O2	1:O:1279:U:H2'	2.20	0.41
13:H:7:ARG:HD2	13:H:154:THR:HG21	2.02	0.41
1:O:911:G:H5'	1:O:932:U:OP1	2.20	0.41
7:B:13:PHE:N	7:B:13:PHE:CD1	2.88	0.41
1:O:1367:A:C2	1:O:2058:G:C2	3.08	0.41
17:L:182:LYS:HG2	37:L:2141:HOH:O	2.19	0.41
5:9:72:C:O2'	5:9:73:G:H5'	2.20	0.41
6:A:44:ASP:OD1	6:A:45:ILE:N	2.54	0.41
18:M:37:ARG:HH21	18:M:105:GLY:HA2	1.77	0.41
1:O:944:G:C8	27:V:23:MET:HE1	2.55	0.41
6:A:20:SER:C	6:A:22:ARG:H	2.24	0.41
27:V:88:THR:HG23	27:V:110:GLN:HB3	2.03	0.41
1:O:1115:U:O2'	1:O:1116:U:H5'	2.20	0.41
18:M:143:ARG:NH1	18:M:173:ASP:OD2	2.53	0.41
6:A:190:ARG:NH2	37:A:2089:HOH:O	2.53	0.41
27:V:154:ARG:NH2	37:V:2068:HOH:O	2.54	0.41

*Continued on next page...*



*Continued from previous page...*

Atom-1	Atom-2	Distance(Å)	Clash(Å)
7:B:320:GLN:HG3	7:B:321:PRO:CD	2.50	0.41
24:S:88:PRO:O	24:S:90:PRO:HD3	2.21	0.41
1:O:1700:C:H5''	1:O:1701:A:OP2	2.21	0.41
1:O:1599:U:H2'	1:O:1600:G:O4'	2.21	0.41
17:L:68:ARG:N	37:L:2046:HOH:O	2.36	0.41
18:M:175:LEU:HD12	18:M:175:LEU:HA	1.87	0.41
1:O:79:G:H3'	24:S:111:ARG:HH12	1.86	0.41
1:O:2037:C:OP1	1:O:2037:C:H6	2.03	0.41
21:P:47:VAL:CG1	21:P:90:HIS:HE2	2.33	0.41
1:O:876:A:N3	1:O:876:A:H2'	2.36	0.41
22:Q:113:HIS:O	22:Q:145:LEU:HD12	2.21	0.41
18:M:115:VAL:O	18:M:118:ILE:HB	2.21	0.41
13:H:32:ASP:O	13:H:33:MET:HG3	2.20	0.41
1:O:197:C:H5	35:O:4036:CL:CL	2.41	0.41
1:O:538:C:C4'	1:O:539:G:OP2	2.68	0.41
1:O:2691:A:C4'	1:O:2692:G:OP1	2.69	0.41
18:M:102:LEU:N	37:M:2037:HOH:O	2.44	0.41
1:O:154:C:H2'	1:O:155:C:H6	1.86	0.41
1:O:931:C:H2'	1:O:932:U:H6	1.86	0.41
15:J:44:HIS:N	15:J:44:HIS:CD2	2.88	0.41
1:O:1936:C:O2'	1:O:1937:U:H5'	2.21	0.41
5:9:33:U:H3'	37:9:2053:HOH:O	2.21	0.41
6:A:210:GLY:HA3	37:A:2100:HOH:O	2.19	0.41
1:O:245:C:C2	1:O:267:G:N1	2.88	0.41
8:C:157:LEU:HD11	8:C:194:PHE:HZ	1.86	0.41
8:C:193:LEU:CD2	8:C:223:LEU:HD12	2.50	0.41
15:J:55:VAL:HG12	15:J:56:SER:N	2.34	0.41
17:L:149:TRP:CE3	17:L:150:ILE:HA	2.56	0.41
1:O:486:A:H1'	37:O:4434:HOH:O	2.19	0.41
1:O:1246:A:C4	1:O:1248:A:C8	3.08	0.41
30:Y:17:ARG:O	30:Y:18:TYR:CB	2.68	0.41
15:J:4:LEU:HD22	15:J:116:GLU:HB3	2.02	0.41
1:O:308:U:H2'	24:S:52:ARG:HH22	1.84	0.41
1:O:2502:C:C4'	13:H:151:MET:HG2	2.51	0.41
26:U:26:GLU:HB3	26:U:49:LEU:HD21	2.02	0.41
7:B:148:PRO:HB2	7:B:156:LYS:O	2.20	0.41
1:O:1735:C:H5'	7:B:235:ARG:HH21	1.85	0.41
7:B:316:ARG:HG3	7:B:316:ARG:O	2.20	0.41
1:O:1979:G:O2'	1:O:1980:U:OP1	2.37	0.41
15:J:34:VAL:CG2	15:J:47:ALA:HB2	2.48	0.41
1:O:1666:C:H2'	1:O:1667:A:C8	2.55	0.41
1:O:2005:G:H4'	1:O:2006:C:OP2	2.21	0.41

*Continued on next page...*



*Continued from previous page...*

Atom-1	Atom-2	Distance(Å)	Clash(Å)
2:1:48:ASP:HA	31:Z:25:LYS:HD2	2.03	0.41
1:0:1025:C:H2'	1:0:1026:C:C6	2.55	0.41
16:K:140:VAL:HG12	16:K:140:VAL:O	2.20	0.41
11:F:16:ALA:HB2	11:F:75:ILE:HD13	2.03	0.41
1:0:834:G:H4'	1:0:1754:A:H5'	2.03	0.41
1:0:2691:A:H4'	1:0:2692:G:OP1	2.20	0.41
1:0:2692:G:O2'	1:0:2701:G:N1	2.54	0.41
29:X:178:HIS:CE1	29:X:179:PRO:HG2	2.56	0.41
1:0:175:G:H3'	17:L:191:GLY:O	2.21	0.41
14:I:122:ASP:HB3	14:I:125:SER:OG	2.21	0.41
5:9:49:G:O2'	5:9:50:G:H5'	2.21	0.41
23:R:69:SER:O	23:R:71:ASP:N	2.54	0.41
11:F:79:GLN:O	11:F:82:ASP:HB2	2.21	0.41
6:A:204:GLY:HA3	37:A:2113:HOH:O	2.21	0.41
26:U:45:ARG:C	26:U:47:LYS:N	2.73	0.41
37:0:3538:HOH:O	16:K:34:GLY:HA2	2.21	0.41
1:0:1695:G:O2'	1:0:1696:U:H5'	2.21	0.41
1:0:390:G:H2'	1:0:391:U:C6	2.55	0.41
1:0:391:U:OP2	17:L:84:LYS:NZ	2.51	0.41
17:L:87:MET:CE	17:L:91:ILE:HD11	2.50	0.41
27:V:125:HIS:HB2	27:V:137:GLN:OE1	2.21	0.41
27:V:137:GLN:O	27:V:137:GLN:HG3	2.20	0.41
19:N:44:ASN:HA	19:N:65:LEU:O	2.21	0.41
13:H:48:LEU:HB3	13:H:132:PHE:HB2	2.03	0.41
30:Y:39:CYS:HA	30:Y:47:LEU:CD1	2.50	0.41
7:B:30:PRO:HB2	7:B:39:GLN:HE21	1.79	0.41
14:I:130:VAL:HG12	14:I:131:THR:N	2.36	0.41
1:0:1447:U:OP1	1:0:1677:U:H2'	2.21	0.41
23:R:55:GLN:NE2	37:R:2022:HOH:O	2.54	0.41
22:Q:41:GLY:O	22:Q:42:GLU:C	2.59	0.41
1:0:2811:A:H4'	1:0:2812:A:H5''	2.01	0.41
1:0:2369:A:O2'	1:0:2370:A:C8	2.74	0.41
20:O:115:SER:O	20:O:117:SER:N	2.54	0.41
10:E:72:MET:O	10:E:76:VAL:HG22	2.21	0.41
1:0:1874:U:P	6:A:51:ARG:HD2	2.61	0.41
5:9:13:A:H3'	5:9:14:G:H5''	2.02	0.41
1:0:1089:G:N7	1:0:1290:G:C6	2.89	0.41
5:9:7:G:OP1	18:M:23:ARG:NE	2.54	0.41
1:0:1730:G:H5'	1:0:1731:C:C5	2.55	0.41
9:D:173:GLU:HG3	9:D:174:VAL:H	1.84	0.41
1:0:2753:G:O2'	1:0:2754:G:H5'	2.20	0.41
1:0:451:C:OP2	8:C:182:ARG:NH2	2.53	0.41

*Continued on next page...*

*Continued from previous page...*

Atom-1	Atom-2	Distance(Å)	Clash(Å)
5:9:44:A:C1'	9:D:76:ARG:HE	2.33	0.41
10:E:35:TYR:CD2	10:E:36:PRO:HD2	2.56	0.41
11:F:48:VAL:HG22	11:F:74:PHE:HB3	2.03	0.41
22:Q:111:ILE:O	22:Q:111:ILE:HG22	2.21	0.41
28:W:30:MET:HE1	28:W:58:ALA:HB3	2.03	0.41
1:0:1329:A:OP2	29:X:125:LYS:NZ	2.51	0.41
13:H:46:VAL:HG12	13:H:146:TRP:CZ3	2.52	0.41
7:B:146:THR:O	7:B:159:PRO:HB3	2.21	0.41
1:0:60:A:N6	2:1:25:VAL:HG21	2.36	0.41
1:0:1015:C:O5'	1:0:1015:C:H6	2.04	0.41
1:0:1852:A:H4'	6:A:230:SER:CB	2.51	0.41
6:A:94:LEU:HG	6:A:99:ILE:HD11	2.02	0.41
1:0:2338:G:H1'	9:D:105:SER:OG	2.21	0.41
6:A:94:LEU:HD12	6:A:98:GLU:HB2	2.02	0.41
1:0:1327:G:N1	1:0:1331:A:C6	2.88	0.41
18:M:164:ASP:CG	18:M:167:ASP:HA	2.40	0.41
10:E:33:LEU:HB3	10:E:65:PHE:CE1	2.56	0.41
1:0:152:A:O2'	1:0:153:C:H5'	2.20	0.41
1:0:333:G:C2'	1:0:334:G:H5'	2.51	0.41
9:D:59:GLY:C	9:D:61:PHE:N	2.73	0.41
1:0:623:U:H2'	1:0:624:U:C6	2.56	0.41
1:0:2744:G:H5''	28:W:61:ARG:O	2.21	0.41
1:0:1902:G:O2'	1:0:1903:U:H5'	2.20	0.41
1:0:1646:G:O2'	1:0:1647:G:H5'	2.20	0.41
1:0:931:C:C2	1:0:1040:A:C6	3.09	0.41
1:0:1495:C:H1'	1:0:1573:A:H1'	2.03	0.41
29:X:218:GLU:OE2	29:X:232:THR:N	2.54	0.41
27:V:108:ARG:CG	27:V:114:PRO:HG3	2.51	0.41
1:0:2299:G:O6	21:P:1:PRO:HA	2.20	0.41
23:R:69:SER:C	23:R:71:ASP:N	2.74	0.41
18:M:8:VAL:O	18:M:8:VAL:HG12	2.21	0.41
1:0:1661:A:H2'	1:0:1662:C:O4'	2.21	0.41
8:C:54:LEU:O	8:C:56:THR:N	2.52	0.41
27:V:107:LEU:HD23	27:V:112:LEU:HD12	2.03	0.41
1:0:1037:G:O2'	1:0:1038:G:H5'	2.21	0.41
1:0:2404:G:H1'	37:0:7966:HOH:O	2.20	0.41
17:L:87:MET:HE1	37:L:2071:HOH:O	2.20	0.41
8:C:139:VAL:HG13	37:C:2104:HOH:O	2.21	0.41
1:0:2716:G:H1'	37:B:2133:HOH:O	2.19	0.41
17:L:120:VAL:HG11	17:L:130:GLU:OE2	2.21	0.41
1:0:962:C:C4	1:0:963:C:C4	3.09	0.41
13:H:31:PHE:HD2	13:H:85:ILE:HG23	1.81	0.41

*Continued on next page...*

*Continued from previous page...*

Atom-1	Atom-2	Distance(Å)	Clash(Å)
1:0:938:G:N1	1:0:1031:G:O2'	2.52	0.41
1:0:2525:G:H5''	1:0:2526:C:OP1	2.21	0.41
6:A:125:ASN:HB2	6:A:158:VAL:HG12	2.00	0.41
30:Y:66:GLY:HA3	30:Y:71:PRO:O	2.21	0.41
13:H:166:ASN:ND2	13:H:166:ASN:N	2.68	0.41
1:0:636:G:H5'	1:0:2059:U:OP2	2.21	0.41
15:J:24:THR:OG1	15:J:97:ILE:HD12	2.21	0.41
1:0:298:C:H1'	37:0:3077:HOH:O	2.20	0.41
2:1:1:GLY:CA	37:1:2002:HOH:O	2.69	0.41
1:0:2831:C:H2'	1:0:2832:C:C5'	2.50	0.41
1:0:2616:G:H5''	1:0:2617:G:OP1	2.21	0.41
1:0:1205:U:C2'	1:0:1206:U:H5''	2.51	0.41
1:0:411:A:H4'	1:0:412:C:OP2	2.21	0.41
27:V:59:GLN:HE22	27:V:97:ALA:HB3	1.86	0.41
1:0:1289:C:H3'	37:0:5973:HOH:O	2.20	0.41
1:0:677:C:H6	1:0:677:C:O5'	2.03	0.41
20:O:100:ALA:HA	37:O:2048:HOH:O	2.20	0.41
1:0:2778:A:C2	1:0:2797:C:O2	2.73	0.41
16:K:22:ARG:HB3	16:K:23:GLY:H	1.53	0.41
6:A:38:ILE:HG23	6:A:60:PHE:HD2	1.86	0.41
1:0:1100:G:N3	1:0:1107:A:H2	2.19	0.41
26:U:12:THR:O	26:U:14:ALA:N	2.54	0.40
15:J:37:TYR:CE2	15:J:45:PRO:HA	2.56	0.40
1:0:686:A:H1'	1:0:747:G:O2'	2.22	0.40
30:Y:40:PRO:HD3	30:Y:47:LEU:HD11	2.03	0.40
1:0:1244:U:H2'	37:0:5899:HOH:O	2.20	0.40
37:0:6666:HOH:O	6:A:164:ARG:NH2	2.53	0.40
13:H:151:MET:CE	13:H:151:MET:HA	2.51	0.40
1:0:1006:A:N1	1:0:2311:A:H1'	2.35	0.40
1:0:363:A:H2'	1:0:364:C:H6	1.86	0.40
1:0:1158:G:C2'	1:0:1159:G:H5'	2.51	0.40
17:L:138:HIS:ND1	17:L:139:PRO:O	2.52	0.40
9:D:172:VAL:HG12	9:D:173:GLU:N	2.35	0.40
9:D:146:LYS:HZ1	18:M:107:ASN:ND2	2.19	0.40
1:0:1500:U:OP2	20:O:41:ARG:NH2	2.54	0.40
1:0:336:G:C2	1:0:483:C:C2	3.09	0.40
1:0:2768:A:N7	7:B:316:ARG:HB2	2.35	0.40
1:0:2472:C:O2'	1:0:2473:U:H5'	2.20	0.40
7:B:243:ASN:HA	7:B:245:SER:N	2.35	0.40
1:0:2898:G:H2'	1:0:2899:A:C8	2.57	0.40
25:T:35:LYS:O	25:T:39:ASN:OD1	2.39	0.40
18:M:154:LEU:C	18:M:156:GLU:H	2.24	0.40

*Continued on next page...*

*Continued from previous page...*

Atom-1	Atom-2	Distance(Å)	Clash(Å)
16:K:68:GLU:O	16:K:69:ILE:C	2.60	0.40
1:0:1791:U:O2'	1:0:1792:C:H5'	2.21	0.40
1:0:297:U:H6	1:0:297:U:O5'	2.04	0.40
1:0:297:U:H2'	1:0:298:C:H6	1.85	0.40
2:1:11:LEU:HA	2:1:11:LEU:HD23	1.89	0.40
5:9:80:A:H2'	5:9:81:C:O4'	2.21	0.40
1:0:128:A:C8	1:0:128:A:H3'	2.56	0.40
1:0:607:G:H2'	1:0:608:A:O4'	2.21	0.40
1:0:2640:U:H2'	1:0:2641:C:C6	2.56	0.40
1:0:2742:G:C2	1:0:2743:A:C4	3.09	0.40
1:0:2385:G:H2'	1:0:2386:U:C6	2.56	0.40
8:C:211:ASP:HB2	8:C:231:ARG:NH2	2.37	0.40
9:D:23:VAL:HG11	9:D:83:PHE:CZ	2.56	0.40
1:0:1942:A:H5''	6:A:213:LYS:CE	2.51	0.40
5:9:25:G:H2'	5:9:26:C:H5'	2.03	0.40
1:0:1339:G:C6	1:0:1340:G:N1	2.89	0.40
6:A:170:VAL:HG13	30:Y:22:ILE:HG21	2.02	0.40
3:2:11:CYS:SG	3:2:20:HIS:CE1	3.11	0.40
1:0:2320:U:H5	3:2:1:MET:CE	2.33	0.40
1:0:290:C:N3	1:0:363:A:C2	2.89	0.40
18:M:22:GLN:O	18:M:26:LEU:HD22	2.22	0.40
1:0:259:G:N2	17:L:58:GLN:NE2	2.66	0.40
1:0:79:G:N2	1:0:98:A:C8	2.89	0.40
11:F:29:VAL:HG12	11:F:98:VAL:HA	2.03	0.40
11:F:20:LEU:HD13	11:F:98:VAL:HG22	2.03	0.40
1:0:1150:A:C2'	12:G:16:LYS:HD3	2.51	0.40
29:X:130:ARG:HG2	29:X:131:GLN:N	2.36	0.40
1:0:2005:G:O2'	1:0:2008:U:OP2	2.24	0.40
1:0:359:U:H2'	1:0:360:A:H8	1.85	0.40
1:0:1327:G:N2	1:0:1331:A:C4	2.89	0.40
1:0:2433:A:O3'	3:2:30:GLN:OE1	2.39	0.40
27:V:51:PHE:CD1	27:V:51:PHE:N	2.89	0.40
1:0:1180:U:H2'	1:0:1181:A:O4'	2.21	0.40
1:0:1019:C:H2'	1:0:1020:A:H8	1.87	0.40
1:0:477:A:C6	1:0:478:C:C4	3.10	0.40
1:0:1041:U:H4'	1:0:1295:G:H5'	2.04	0.40
12:G:63:ARG:N	37:G:2014:HOH:O	2.54	0.40
1:0:1206:U:H2'	1:0:1207:A:O4'	2.20	0.40
1:0:1649:G:O2'	1:0:1650:C:H5'	2.20	0.40
7:B:88:GLU:O	7:B:88:GLU:HG3	2.21	0.40
1:0:535:G:C5	1:0:2063:U:C4	3.09	0.40
1:0:1621:G:O2'	1:0:1622:G:H5'	2.21	0.40

*Continued on next page...*

*Continued from previous page...*

Atom-1	Atom-2	Distance(Å)	Clash(Å)
1:O:2607:U:O5'	1:O:2609:G:H4'	2.21	0.40
1:O:1404:C:H4'	1:O:1408:U:C5	2.55	0.40
30:Y:41:VAL:HG23	30:Y:62:TYR:CD2	2.56	0.40
27:V:80:ASP:OD1	27:V:82:GLU:HB3	2.21	0.40
1:O:1243:C:H6	1:O:1243:C:O5'	2.03	0.40
14:I:130:VAL:CG1	14:I:131:THR:N	2.84	0.40
1:O:1985:U:H5''	1:O:1986:G:OP2	2.20	0.40
13:H:141:ASN:O	13:H:144:GLU:HB3	2.21	0.40
8:C:57:PRO:HD2	8:C:73:LEU:HD22	2.03	0.40
7:B:223:ARG:O	7:B:224:LYS:HD3	2.21	0.40
1:O:2525:G:H2'	37:O:3857:HOH:O	2.21	0.40
10:E:84:MET:HE3	10:E:131:LEU:HD13	2.02	0.40
21:P:86:VAL:CG2	21:P:90:HIS:HB2	2.51	0.40
1:O:2750:G:H2'	1:O:2751:C:O4'	2.22	0.40
17:L:131:VAL:HG12	17:L:133:LEU:HD12	2.03	0.40
28:W:30:MET:CE	28:W:55:ASN:HA	2.49	0.40
1:O:380:A:C2	17:L:13:LYS:HB3	2.55	0.40
1:O:645:U:OP2	16:K:4:LYS:HE2	2.21	0.40
1:O:2908:A:H8	1:O:2908:A:O5'	2.05	0.40
7:B:284:PHE:O	7:B:287:TYR:N	2.52	0.40
1:O:1866:A:C5	1:O:1867:G:H1'	2.56	0.40
1:O:473:A:H8	1:O:473:A:O5'	2.04	0.40
1:O:1271:A:O2'	1:O:1272:C:H5'	2.22	0.40
1:O:1860:U:H2'	1:O:1861:C:O4'	2.21	0.40
1:O:1847:A:H4'	6:A:169:PHE:HB2	2.03	0.40
1:O:1769:C:O2'	1:O:1770:U:H5'	2.22	0.40
27:V:108:ARG:HG3	27:V:114:PRO:HG3	2.04	0.40
1:O:2616:G:C4	1:O:2645:U:C4	3.10	0.40
10:E:6:GLU:HG2	10:E:46:THR:HG22	2.03	0.40
1:O:1457:U:O2'	1:O:1458:A:H5'	2.21	0.40
37:O:8823:HOH:O	7:B:298:LYS:HD3	2.21	0.40
1:O:1553:C:H6	1:O:1553:C:O5'	2.04	0.40
11:F:89:LEU:HD23	11:F:89:LEU:HA	1.88	0.40
16:K:24:ALA:HB2	16:K:27:ARG:NH2	2.36	0.40
1:O:1583:U:O2'	1:O:1584:C:H5'	2.22	0.40
1:O:1568:G:O2'	1:O:1569:U:H5'	2.21	0.40
1:O:688:A:N6	1:O:698:A:O5'	2.51	0.40
18:M:42:HIS:CE1	18:M:75:THR:OG1	2.74	0.40
1:O:1713:G:C2'	37:O:6821:HOH:O	2.67	0.40
19:N:27:GLY:O	19:N:31:GLU:HG3	2.22	0.40
26:U:11:MET:HB3	26:U:15:GLU:HB2	2.03	0.40
13:H:45:GLN:HG3	13:H:135:TRP:NE1	2.36	0.40

*Continued on next page...*

*Continued from previous page...*

Atom-1	Atom-2	Distance(Å)	Clash(Å)
13:H:153:VAL:HG21	13:H:157:ILE:HD11	2.04	0.40
8:C:5:ILE:CD1	8:C:16:VAL:HG23	2.37	0.40
1:O:1265:G:C6	1:O:1266:U:C4	3.10	0.40
30:Y:47:LEU:HD11	30:Y:64:ILE:HD11	2.02	0.40
5:9:25:G:C2'	5:9:26:C:H5'	2.51	0.40
14:I:39:VAL:HG11	14:I:107:ASN:CG	2.42	0.40
30:Y:14:PHE:HE2	37:Y:2003:HOH:O	2.05	0.40
7:B:27:ASN:ND2	7:B:27:ASN:N	2.67	0.40
23:R:53:ASN:ND2	37:R:2017:HOH:O	2.53	0.40
1:O:2110:G:C2	1:O:2478:U:C2	3.09	0.40
19:N:47:ARG:NH1	19:N:47:ARG:CG	2.79	0.40
16:K:43:HIS:HE1	37:K:2043:HOH:O	2.03	0.40
8:C:76:ARG:HG2	8:C:78:ARG:HH12	1.86	0.40
17:L:122:GLU:OE2	17:L:127:LYS:HE2	2.22	0.40
1:O:2038:A:O2'	1:O:2039:A:H5'	2.21	0.40
9:D:166:ILE:O	9:D:169:THR:N	2.55	0.40
13:H:57:ARG:HG3	13:H:57:ARG:NH1	2.37	0.40
1:O:171:C:O2	1:O:222:A:H2	2.05	0.40
1:O:955:A:H2'	1:O:956:G:H5'	2.04	0.40
1:O:2101:A:H1'	1:O:2537:G:O4'	2.21	0.40
4:5:53:ILE:CG1	23:R:15:MET:HE2	2.52	0.40
1:O:2256:G:C2'	1:O:2257:G:H5'	2.51	0.40
1:O:2692:G:O2'	1:O:2693:U:OP2	2.38	0.40
11:F:110:GLU:HA	11:F:113:ASP:OD2	2.21	0.40
1:O:623:U:H2'	1:O:624:U:H6	1.87	0.40
8:C:20:ASP:O	8:C:21:VAL:C	2.60	0.40
1:O:2517:A:H2'	1:O:2518:C:O4'	2.22	0.40
6:A:171:LYS:HE3	6:A:174:ASN:OD1	2.21	0.40
13:H:130:HIS:HB2	13:H:133:ILE:HD11	2.02	0.40
1:O:1884:G:O6	6:A:190:ARG:CD	2.69	0.40
6:A:170:VAL:HG13	30:Y:22:ILE:CG2	2.51	0.40
8:C:108:GLN:HB3	37:C:2089:HOH:O	2.21	0.40
1:O:1137:G:C4'	1:O:1138:G:OP1	2.69	0.40
24:S:26:THR:O	24:S:97:ARG:HG3	2.22	0.40
9:D:76:ARG:O	9:D:77:ASP:HB2	2.22	0.40
1:O:1386:G:C2	1:O:1397:C:N3	2.89	0.40
29:X:160:LYS:HA	29:X:160:LYS:HD3	1.94	0.40
1:O:1946:C:C5	1:O:1971:G:C6	3.08	0.40
16:K:72:ASN:HB2	37:K:2061:HOH:O	2.20	0.40
1:O:926:A:H5'	16:K:39:GLU:OE2	2.22	0.40
2:1:49:GLU:HB2	37:1:2044:HOH:O	2.22	0.40
17:L:47:ASP:CG	17:L:48:ARG:H	2.24	0.40

*Continued on next page...*

Continued from previous page...

Atom-1	Atom-2	Distance(Å)	Clash(Å)
1:0:1460:G:O2'	1:0:1461:U:H5'	2.21	0.40
10:E:166:VAL:HB	37:E:2039:HOH:O	2.21	0.40
1:0:2623:G:C6	1:0:2642:G:N1	2.89	0.40
1:0:1153:C:C4	1:0:1154:A:N7	2.90	0.40
22:Q:15:LYS:HE3	37:Q:2005:HOH:O	2.21	0.40
1:0:1718:G:OP1	20:O:20:ARG:HD3	2.21	0.40
1:0:1107:A:N3	1:0:1257:C:H1'	2.37	0.40
1:0:40:C:H6	1:0:40:C:O5'	2.05	0.40
1:0:2246:U:O2'	1:0:2247:C:H5'	2.22	0.40
1:0:611:U:H2'	1:0:612:U:C6	2.57	0.40
1:0:610:G:O2'	1:0:611:U:H5'	2.21	0.40
1:0:260:C:H2'	1:0:261:A:C8	2.57	0.40

There are no symmetry-related clashes.

## 5.3 Torsion angles

### 5.3.1 Protein backbone ⓘ

In the following table, the Percentiles column shows the percent Ramachandran outliers of the chain as a percentile score with respect to all X-ray entries followed by that with respect to entries of similar resolution. The Analysed column shows the number of residues for which the backbone conformation was analysed, and the total number of residues.

Mol	Chain	Analysed	Favoured	Allowed	Outliers	Percentiles	
2	1	42/48 (88%)	37 (88%)	5 (12%)	0	100	100
3	2	90/92 (98%)	82 (91%)	5 (6%)	3 (3%)	6	51
4	5	33/144 (23%)	24 (73%)	9 (27%)	0	100	100
6	A	236/239 (99%)	197 (84%)	27 (11%)	12 (5%)	3	36
7	B	335/337 (99%)	281 (84%)	40 (12%)	14 (4%)	4	43
8	C	244/246 (99%)	201 (82%)	37 (15%)	6 (2%)	9	57
9	D	135/176 (77%)	90 (67%)	31 (23%)	14 (10%)	1	14
10	E	171/177 (97%)	147 (86%)	21 (12%)	3 (2%)	13	65
11	F	117/119 (98%)	97 (83%)	16 (14%)	4 (3%)	6	50
12	G	26/348 (8%)	23 (88%)	2 (8%)	1 (4%)	5	46
13	H	152/167 (91%)	123 (81%)	21 (14%)	8 (5%)	3	35
14	I	140/145 (97%)	117 (84%)	17 (12%)	6 (4%)	4	42

Continued on next page...

Continued from previous page...

Mol	Chain	Analysed	Favoured	Allowed	Outliers	Percentiles	
15	J	130/132 (98%)	115 (88%)	13 (10%)	2 (2%)	15	69
16	K	142/164 (87%)	116 (82%)	20 (14%)	6 (4%)	4	43
17	L	192/194 (99%)	144 (75%)	40 (21%)	8 (4%)	4	43
18	M	184/186 (99%)	153 (83%)	24 (13%)	7 (4%)	5	46
19	N	113/115 (98%)	92 (81%)	17 (15%)	4 (4%)	6	50
20	O	142/148 (96%)	126 (89%)	12 (8%)	4 (3%)	8	55
21	P	93/95 (98%)	72 (77%)	16 (17%)	5 (5%)	3	35
22	Q	149/154 (97%)	127 (85%)	18 (12%)	4 (3%)	8	56
23	R	82/84 (98%)	68 (83%)	9 (11%)	5 (6%)	2	30
24	S	117/119 (98%)	101 (86%)	13 (11%)	3 (3%)	8	57
25	T	52/66 (79%)	49 (94%)	3 (6%)	0	100	100
26	U	64/70 (91%)	49 (77%)	13 (20%)	2 (3%)	7	53
27	V	152/154 (99%)	132 (87%)	19 (12%)	1 (1%)	30	83
28	W	81/91 (89%)	65 (80%)	11 (14%)	5 (6%)	2	30
29	X	141/240 (59%)	126 (89%)	12 (8%)	3 (2%)	11	62
30	Y	71/73 (97%)	59 (83%)	7 (10%)	5 (7%)	2	26
31	Z	54/56 (96%)	43 (80%)	7 (13%)	4 (7%)	2	24
All	All	3680/4379 (84%)	3056 (83%)	485 (13%)	139 (4%)	5	46

All (139) Ramachandran outliers are listed below:

Mol	Chain	Res	Type
9	D	20	LYS
9	D	93	LEU
9	D	95	THR
9	D	144	ARG
9	D	173	GLU
9	D	174	VAL
11	F	61	MET
11	F	101	ALA
13	H	72	VAL
13	H	162	SER
14	I	143	LYS
16	K	80	ASP
16	K	150	GLN
18	M	154	LEU

Continued on next page...



*Continued from previous page...*

Mol	Chain	Res	Type
18	M	162	ASP
18	M	164	ASP
18	M	183	ASP
21	P	23	THR
23	R	83	VAL
26	U	65	ASP
28	W	87	ALA
3	2	84	ARG
6	A	15	THR
6	A	21	HIS
7	B	139	ASP
7	B	169	GLY
7	B	184	ASP
7	B	266	ASN
10	E	164	ASP
11	F	105	ALA
14	I	76	ASP
14	I	78	ILE
14	I	89	HIS
17	L	72	SER
17	L	140	ALA
18	M	15	GLU
18	M	181	ASP
20	O	143	ALA
22	Q	40	ALA
22	Q	106	GLY
23	R	4	VAL
23	R	30	ASP
24	S	16	LEU
24	S	53	GLY
27	V	77	ALA
28	W	23	HIS
28	W	70	ILE
29	X	157	ILE
30	Y	20	LEU
31	Z	2	GLY
31	Z	18	LYS
3	2	56	PRO
6	A	14	SER
6	A	119	ALA
6	A	180	LYS
7	B	192	ASP

*Continued on next page...*

*Continued from previous page...*

Mol	Chain	Res	Type
7	B	302	PRO
8	C	69	HIS
8	C	131	PHE
9	D	39	ASP
9	D	96	SER
9	D	137	PRO
10	E	17	HIS
10	E	145	ALA
13	H	40	PRO
13	H	79	ALA
14	I	5	GLU
15	J	126	SER
16	K	11	ARG
16	K	21	ARG
17	L	35	PRO
17	L	46	LEU
18	M	9	PRO
19	N	20	SER
19	N	21	SER
19	N	73	ASP
20	O	116	SER
24	S	44	ALA
26	U	43	PRO
28	W	77	PHE
29	X	142	SER
30	Y	18	TYR
31	Z	29	THR
3	2	57	GLY
6	A	34	ASP
6	A	55	VAL
6	A	132	ASP
7	B	206	THR
7	B	291	ASP
9	D	85	GLN
9	D	171	ASP
14	I	7	ASP
15	J	6	ALA
17	L	165	SER
19	N	54	GLU
20	O	77	ALA
21	P	54	PRO
21	P	78	GLY

*Continued on next page...*

*Continued from previous page...*

Mol	Chain	Res	Type
22	Q	107	GLU
29	X	169	ARG
31	Z	11	LYS
6	A	69	LEU
7	B	2	GLN
7	B	34	GLY
7	B	67	GLU
7	B	91	PRO
7	B	185	GLY
8	C	48	SER
8	C	55	ARG
13	H	58	HIS
16	K	45	PRO
17	L	47	ASP
17	L	110	PRO
20	O	83	LYS
21	P	18	PRO
23	R	38	ALA
23	R	70	GLU
30	Y	41	VAL
30	Y	59	HIS
6	A	10	GLY
6	A	211	LYS
8	C	89	ALA
9	D	27	ILE
13	H	67	ALA
16	K	13	HIS
28	W	52	PRO
6	A	170	VAL
21	P	6	PRO
30	Y	15	GLY
9	D	135	VAL
11	F	59	ILE
13	H	110	GLY
13	H	118	PRO
17	L	88	VAL
22	Q	2	ILE
7	B	30	PRO
8	C	21	VAL
12	G	20	VAL
9	D	130	VAL

### 5.3.2 Protein sidechains ⓘ

In the following table, the Percentiles column shows the percent sidechain outliers of the chain as a percentile score with respect to all X-ray entries followed by that with respect to entries of similar resolution. The Analysed column shows the number of residues for which the sidechain conformation was analysed, and the total number of residues.

Mol	Chain	Analysed	Rotameric	Outliers	Percentiles	
2	1	42/44 (96%)	40 (95%)	2 (5%)	35	81
3	2	79/79 (100%)	75 (95%)	4 (5%)	33	79
4	5	29/122 (24%)	26 (90%)	3 (10%)	10	47
6	A	179/181 (99%)	167 (93%)	12 (7%)	23	70
7	B	282/282 (100%)	268 (95%)	14 (5%)	34	79
8	C	193/193 (100%)	181 (94%)	12 (6%)	26	73
9	D	117/147 (80%)	109 (93%)	8 (7%)	22	70
10	E	152/155 (98%)	147 (97%)	5 (3%)	50	88
11	F	92/92 (100%)	91 (99%)	1 (1%)	84	96
12	G	27/283 (10%)	27 (100%)	0	100	100
13	H	122/122 (100%)	111 (91%)	11 (9%)	14	55
14	I	118/121 (98%)	111 (94%)	7 (6%)	28	75
15	J	106/106 (100%)	102 (96%)	4 (4%)	44	85
16	K	112/126 (89%)	106 (95%)	6 (5%)	31	77
17	L	166/166 (100%)	160 (96%)	6 (4%)	47	87
18	M	149/149 (100%)	142 (95%)	7 (5%)	36	82
19	N	93/93 (100%)	90 (97%)	3 (3%)	51	89
20	O	113/116 (97%)	109 (96%)	4 (4%)	48	88
21	P	79/79 (100%)	74 (94%)	5 (6%)	25	73
22	Q	117/121 (97%)	113 (97%)	4 (3%)	49	88
23	R	73/73 (100%)	72 (99%)	1 (1%)	78	95
24	S	105/105 (100%)	101 (96%)	4 (4%)	44	85
25	T	44/52 (85%)	41 (93%)	3 (7%)	22	70
26	U	51/56 (91%)	51 (100%)	0	100	100
27	V	130/130 (100%)	124 (95%)	6 (5%)	37	82
28	W	66/73 (90%)	61 (92%)	5 (8%)	19	65
29	X	120/195 (62%)	115 (96%)	5 (4%)	40	84

*Continued on next page...*

*Continued from previous page...*

Mol	Chain	Analysed	Rotameric	Outliers	Percentiles	
30	Y	56/56 (100%)	51 (91%)	5 (9%)	14	56
31	Z	46/46 (100%)	46 (100%)	0	100	100
All	All	3058/3563 (86%)	2911 (95%)	147 (5%)	35	81

All (147) residues with a non-rotameric sidechain are listed below:

Mol	Chain	Res	Type
2	1	16	ASN
2	1	18	ASN
3	2	11	CYS
3	2	15	ASN
3	2	38	ARG
3	2	56	PRO
4	5	26	THR
4	5	40	ARG
4	5	56	GLN
6	A	3	ARG
6	A	30	ARG
6	A	33	GLU
6	A	55	VAL
6	A	69	LEU
6	A	78	ASP
6	A	120	ARG
6	A	131	HIS
6	A	153	ARG
6	A	179	MET
6	A	190	ARG
6	A	217	ARG
7	B	7	ARG
7	B	27	ASN
7	B	33	ASP
7	B	49	THR
7	B	103	ASP
7	B	162	MET
7	B	190	MET
7	B	195	ARG
7	B	250	THR
7	B	254	GLN
7	B	256	GLN
7	B	304	PRO
7	B	307	ARG

*Continued on next page...*

*Continued from previous page...*

Mol	Chain	Res	Type
7	B	312	ARG
8	C	2	GLN
8	C	27	ARG
8	C	28	SER
8	C	42	ARG
8	C	67	GLN
8	C	78	ARG
8	C	136	VAL
8	C	187	ARG
8	C	214	THR
8	C	222	ASP
8	C	236	THR
8	C	240	LEU
9	D	24	HIS
9	D	50	VAL
9	D	61	PHE
9	D	86	THR
9	D	131	THR
9	D	133	ASN
9	D	136	ARG
9	D	137	PRO
10	E	7	ILE
10	E	12	ASP
10	E	16	ASP
10	E	102	VAL
10	E	164	ASP
11	F	64	PRO
13	H	65	ARG
13	H	72	VAL
13	H	73	GLN
13	H	82	LYS
13	H	83	PHE
13	H	86	ARG
13	H	93	ILE
13	H	126	HIS
13	H	130	HIS
13	H	142	VAL
13	H	150	LYS
14	I	46	ILE
14	I	52	GLN
14	I	74	ARG
14	I	76	ASP

*Continued on next page...*

*Continued from previous page...*

Mol	Chain	Res	Type
14	I	79	PHE
14	I	107	ASN
14	I	127	ILE
15	J	10	GLN
15	J	56	SER
15	J	83	PRO
15	J	98	VAL
16	K	18	HIS
16	K	30	ARG
16	K	35	ARG
16	K	51	PHE
16	K	80	ASP
16	K	117	GLU
17	L	38	VAL
17	L	46	LEU
17	L	68	ARG
17	L	87	MET
17	L	93	ARG
17	L	99	ARG
18	M	12	ARG
18	M	26	LEU
18	M	38	LYS
18	M	128	ASP
18	M	139	TRP
18	M	152	GLU
18	M	163	PHE
19	N	9	SER
19	N	26	TRP
19	N	38	ARG
20	O	52	LYS
20	O	91	LYS
20	O	94	TRP
20	O	98	ILE
21	P	11	ARG
21	P	16	ASN
21	P	18	PRO
21	P	57	ASP
21	P	81	GLU
22	Q	13	THR
22	Q	39	THR
22	Q	82	GLU
22	Q	143	VAL

*Continued on next page...*

*Continued from previous page...*

Mol	Chain	Res	Type
23	R	17	ASP
24	S	5	ASP
24	S	39	ASN
24	S	48	VAL
24	S	73	HIS
25	T	9	CYS
25	T	32	CYS
25	T	52	THR
27	V	35	VAL
27	V	38	THR
27	V	122	ARG
27	V	125	HIS
27	V	142	ASP
27	V	154	ARG
28	W	15	ARG
28	W	27	ASP
28	W	44	ASP
28	W	51	ASP
28	W	72	VAL
29	X	154	ARG
29	X	186	ARG
29	X	189	ASN
29	X	203	VAL
29	X	235	GLU
30	Y	11	THR
30	Y	28	ASP
30	Y	44	PHE
30	Y	64	ILE
30	Y	68	CYS

Some sidechains can be flipped to improve hydrogen bonding and reduce clashes. All (87) such sidechains are listed below:

Mol	Chain	Res	Type
2	1	16	ASN
2	1	18	ASN
2	1	41	HIS
2	1	45	ASN
3	2	13	HIS
3	2	17	HIS
3	2	48	ASN
4	5	56	GLN
6	A	92	ASN

*Continued on next page...*



*Continued from previous page...*

Mol	Chain	Res	Type
6	A	199	HIS
7	B	27	ASN
7	B	39	GLN
7	B	145	HIS
7	B	238	ASN
7	B	260	HIS
7	B	320	GLN
8	C	39	GLN
8	C	41	ASN
8	C	129	HIS
9	D	47	GLN
9	D	103	ASN
9	D	133	ASN
10	E	15	GLN
10	E	106	ASN
10	E	143	GLN
10	E	150	GLN
11	F	80	GLN
12	G	64	ASN
13	H	8	ASN
13	H	55	GLN
13	H	58	HIS
13	H	59	ASN
13	H	69	ASN
13	H	74	ASN
13	H	80	ASN
13	H	91	HIS
13	H	126	HIS
13	H	137	ASN
13	H	166	ASN
14	I	107	ASN
15	J	10	GLN
15	J	42	ASN
16	K	18	HIS
16	K	41	HIS
16	K	42	ASN
16	K	43	HIS
16	K	58	GLN
17	L	26	HIS
17	L	58	GLN
17	L	78	ASN
17	L	89	ASN

*Continued on next page...*

*Continued from previous page...*

Mol	Chain	Res	Type
17	L	176	GLN
18	M	40	ASN
18	M	93	GLN
18	M	107	ASN
18	M	119	GLN
18	M	153	GLN
19	N	105	ASN
20	O	50	GLN
20	O	66	GLN
21	P	16	ASN
21	P	40	HIS
22	Q	61	GLN
22	Q	94	ASN
22	Q	98	ASN
22	Q	113	HIS
23	R	21	GLN
23	R	51	GLN
24	S	43	ASN
25	T	39	ASN
25	T	48	ASN
26	U	60	GLN
27	V	6	GLN
27	V	59	GLN
27	V	87	HIS
27	V	110	GLN
27	V	119	HIS
27	V	125	HIS
27	V	141	HIS
28	W	23	HIS
29	X	119	GLN
29	X	133	HIS
29	X	134	HIS
29	X	149	GLN
29	X	189	ASN
31	Z	16	HIS
31	Z	28	HIS

### 5.3.3 RNA ⓘ

Mol	Chain	Analysed	Backbone Outliers	Pucker Outliers
1	0	2745/2922 (93%)	542 (19%)	360 (13%)

*Continued on next page...*

*Continued from previous page...*

Mol	Chain	Analysed	Backbone Outliers	Pucker Outliers
5	9	121/122 (99%)	27 (22%)	14 (11%)
All	All	2866/3044 (94%)	569 (19%)	374 (13%)

All (569) RNA backbone outliers are listed below:

Mol	Chain	Res	Type
1	0	24	G
1	0	25	A
1	0	31	C
1	0	32	G
1	0	46	U
1	0	47	G
1	0	56	G
1	0	60	A
1	0	67	A
1	0	68	U
1	0	69	A
1	0	70	A
1	0	71	G
1	0	81	G
1	0	86	A
1	0	87	C
1	0	88	G
1	0	95	A
1	0	96	A
1	0	97	G
1	0	98	A
1	0	114	A
1	0	115	U
1	0	116	G
1	0	120	A
1	0	130	C
1	0	139	C
1	0	140	G
1	0	141	C
1	0	142	G
1	0	151	A
1	0	166	A
1	0	174	A
1	0	175	G
1	0	186	A
1	0	191	A

*Continued on next page...*

*Continued from previous page...*

Mol	Chain	Res	Type
1	0	192	A
1	0	193	A
1	0	198	A
1	0	199	A
1	0	212	A
1	0	213	G
1	0	219	G
1	0	220	C
1	0	237	G
1	0	247	A
1	0	248	A
1	0	262	A
1	0	263	U
1	0	264	G
1	0	265	U
1	0	271	C
1	0	272	A
1	0	273	G
1	0	283	U
1	0	284	C
1	0	285	A
1	0	307	G
1	0	308	U
1	0	309	C
1	0	317	A
1	0	318	C
1	0	329	A
1	0	330	C
1	0	331	A
1	0	336	G
1	0	337	A
1	0	338	C
1	0	340	A
1	0	345	G
1	0	357	A
1	0	358	G
1	0	359	U
1	0	379	G
1	0	380	A
1	0	381	G
1	0	397	A
1	0	410	A

*Continued on next page...*

*Continued from previous page...*

Mol	Chain	Res	Type
1	0	411	A
1	0	412	C
1	0	417	G
1	0	418	C
1	0	441	A
1	0	448	G
1	0	449	A
1	0	452	G
1	0	453	A
1	0	454	U
1	0	455	A
1	0	460	A
1	0	461	C
1	0	462	A
1	0	463	A
1	0	464	G
1	0	481	U
1	0	485	A
1	0	486	A
1	0	487	G
1	0	488	U
1	0	497	A
1	0	498	A
1	0	511	A
1	0	514	G
1	0	533	U
1	0	534	C
1	0	535	G
1	0	536	A
1	0	537	G
1	0	538	C
1	0	539	G
1	0	542	A
1	0	545	G
1	0	549	A
1	0	553	G
1	0	555	U
1	0	559	U
1	0	587	A
1	0	588	G
1	0	604	G
1	0	605	C

*Continued on next page...*

*Continued from previous page...*

Mol	Chain	Res	Type
1	0	620	A
1	0	628	A
1	0	629	A
1	0	631	A
1	0	632	A
1	0	661	G
1	0	673	U
1	0	674	A
1	0	675	U
1	0	681	G
1	0	682	A
1	0	688	A
1	0	689	G
1	0	698	A
1	0	701	U
1	0	702	G
1	0	713	U
1	0	714	U
1	0	734	U
1	0	746	A
1	0	747	G
1	0	759	C
1	0	761	A
1	0	762	C
1	0	778	C
1	0	809	G
1	0	817	G
1	0	819	A
1	0	820	G
1	0	821	U
1	0	831	U
1	0	832	U
1	0	835	U
1	0	840	U
1	0	845	U
1	0	846	A
1	0	856	G
1	0	868	G
1	0	869	G
1	0	870	G
1	0	871	G
1	0	872	U

*Continued on next page...*

*Continued from previous page...*

Mol	Chain	Res	Type
1	0	875	A
1	0	876	A
1	0	877	G
1	0	878	G
1	0	882	A
1	0	883	U
1	0	884	C
1	0	885	G
1	0	886	A
1	0	887	G
1	0	893	C
1	0	894	A
1	0	895	A
1	0	898	G
1	0	904	U
1	0	905	C
1	0	920	C
1	0	921	G
1	0	923	A
1	0	938	G
1	0	939	A
1	0	940	G
1	0	942	U
1	0	943	A
1	0	953	G
1	0	954	U
1	0	960	G
1	0	961	A
1	0	1006	A
1	0	1008	C
1	0	1009	U
1	0	1010	C
1	0	1029	U
1	0	1030	U
1	0	1032	A
1	0	1044	C
1	0	1045	G
1	0	1059	G
1	0	1060	C
1	0	1071	G
1	0	1072	G
1	0	1081	A

*Continued on next page...*

*Continued from previous page...*

Mol	Chain	Res	Type
1	0	1083	C
1	0	1087	G
1	0	1088	A
1	0	1105	C
1	0	1106	A
1	0	1108	G
1	0	1109	U
1	0	1110	G
1	0	1117	A
1	0	1118	A
1	0	1119	G
1	0	1120	U
1	0	1124	A
1	0	1126	C
1	0	1127	C
1	0	1128	U
1	0	1129	C
1	0	1130	U
1	0	1138	G
1	0	1149	U
1	0	1150	A
1	0	1151	G
1	0	1162	G
1	0	1164	U
1	0	1165	G
1	0	1166	A
1	0	1174	A
1	0	1175	G
1	0	1193	A
1	0	1194	A
1	0	1206	U
1	0	1214	G
1	0	1216	G
1	0	1230	A
1	0	1231	A
1	0	1233	A
1	0	1234	U
1	0	1235	G
1	0	1236	A
1	0	1238	C
1	0	1239	G
1	0	1242	A

*Continued on next page...*



*Continued from previous page...*

Mol	Chain	Res	Type
1	0	1245	C
1	0	1247	A
1	0	1248	A
1	0	1261	A
1	0	1279	U
1	0	1287	A
1	0	1289	C
1	0	1290	G
1	0	1291	A
1	0	1314	U
1	0	1315	G
1	0	1316	G
1	0	1340	G
1	0	1342	C
1	0	1352	A
1	0	1353	C
1	0	1354	G
1	0	1355	A
1	0	1356	A
1	0	1357	A
1	0	1358	A
1	0	1360	C
1	0	1369	A
1	0	1370	G
1	0	1376	G
1	0	1377	C
1	0	1378	G
1	0	1379	A
1	0	1381	A
1	0	1382	G
1	0	1393	A
1	0	1408	U
1	0	1409	G
1	0	1417	G
1	0	1418	U
1	0	1419	U
1	0	1426	C
1	0	1427	A
1	0	1431	C
1	0	1435	U
1	0	1439	C
1	0	1447	U

*Continued on next page...*

*Continued from previous page...*

Mol	Chain	Res	Type
1	0	1448	A
1	0	1451	C
1	0	1473	U
1	0	1474	C
1	0	1485	A
1	0	1486	A
1	0	1487	A
1	0	1489	G
1	0	1492	A
1	0	1494	A
1	0	1505	U
1	0	1506	U
1	0	1507	C
1	0	1524	U
1	0	1525	G
1	0	1526	A
1	0	1527	A
1	0	1533	A
1	0	1534	C
1	0	1562	C
1	0	1564	C
1	0	1580	A
1	0	1589	G
1	0	1592	G
1	0	1604	G
1	0	1605	G
1	0	1606	A
1	0	1617	C
1	0	1618	G
1	0	1624	A
1	0	1625	U
1	0	1626	A
1	0	1633	C
1	0	1634	G
1	0	1653	A
1	0	1654	U
1	0	1656	A
1	0	1664	A
1	0	1667	A
1	0	1677	U
1	0	1678	A
1	0	1682	A

*Continued on next page...*

*Continued from previous page...*

Mol	Chain	Res	Type
1	0	1684	A
1	0	1686	C
1	0	1691	A
1	0	1692	C
1	0	1693	A
1	0	1701	A
1	0	1702	U
1	0	1711	A
1	0	1722	U
1	0	1723	G
1	0	1725	C
1	0	1731	C
1	0	1745	G
1	0	1746	A
1	0	1747	A
1	0	1759	A
1	0	1760	G
1	0	1772	C
1	0	1776	A
1	0	1777	G
1	0	1778	A
1	0	1784	U
1	0	1785	G
1	0	1798	C
1	0	1814	G
1	0	1815	A
1	0	1820	G
1	0	1829	A
1	0	1836	A
1	0	1837	G
1	0	1840	A
1	0	1841	C
1	0	1842	A
1	0	1855	G
1	0	1856	C
1	0	1857	A
1	0	1858	A
1	0	1871	U
1	0	1872	C
1	0	1873	G
1	0	1875	A
1	0	1876	C

*Continued on next page...*

*Continued from previous page...*

Mol	Chain	Res	Type
1	0	1877	G
1	0	1885	A
1	0	1895	A
1	0	1904	A
1	0	1919	A
1	0	1920	C
1	0	1942	A
1	0	1968	A
1	0	1971	G
1	0	1973	A
1	0	1974	G
1	0	1978	A
1	0	1979	G
1	0	1980	U
1	0	1981	A
1	0	1982	C
1	0	1984	U
1	0	1985	U
1	0	1986	G
1	0	1996	U
1	0	1997	A
1	0	2005	G
1	0	2006	C
1	0	2007	A
1	0	2008	U
1	0	2012	U
1	0	2013	G
1	0	2021	C
1	0	2022	A
1	0	2033	G
1	0	2034	U
1	0	2037	C
1	0	2038	A
1	0	2072	G
1	0	2073	G
1	0	2074	A
1	0	2075	G
1	0	2076	U
1	0	2077	C
1	0	2093	G
1	0	2096	A
1	0	2101	A

*Continued on next page...*

*Continued from previous page...*

Mol	Chain	Res	Type
1	0	2102	G
1	0	2103	A
1	0	2108	A
1	0	2109	U
1	0	2110	G
1	0	2133	U
1	0	2134	G
1	0	2243	C
1	0	2271	G
1	0	2272	G
1	0	2282	U
1	0	2283	G
1	0	2284	G
1	0	2291	A
1	0	2293	G
1	0	2300	A
1	0	2301	A
1	0	2317	C
1	0	2321	A
1	0	2322	U
1	0	2323	G
1	0	2331	C
1	0	2354	A
1	0	2355	G
1	0	2361	A
1	0	2368	A
1	0	2369	A
1	0	2370	A
1	0	2371	G
1	0	2378	U
1	0	2379	G
1	0	2380	A
1	0	2381	C
1	0	2391	C
1	0	2392	C
1	0	2394	A
1	0	2395	A
1	0	2444	U
1	0	2462	G
1	0	2463	A
1	0	2464	C
1	0	2465	A

*Continued on next page...*

*Continued from previous page...*

Mol	Chain	Res	Type
1	0	2466	G
1	0	2467	A
1	0	2469	A
1	0	2470	A
1	0	2474	A
1	0	2475	C
1	0	2476	C
1	0	2480	G
1	0	2482	G
1	0	2483	A
1	0	2484	U
1	0	2485	A
1	0	2493	C
1	0	2494	G
1	0	2509	A
1	0	2511	A
1	0	2525	G
1	0	2526	C
1	0	2532	A
1	0	2533	C
1	0	2537	G
1	0	2538	A
1	0	2539	U
1	0	2540	G
1	0	2541	U
1	0	2553	A
1	0	2554	U
1	0	2555	C
1	0	2564	G
1	0	2577	A
1	0	2578	G
1	0	2589	U
1	0	2601	A
1	0	2602	G
1	0	2608	C
1	0	2613	G
1	0	2616	G
1	0	2617	G
1	0	2621	U
1	0	2637	A
1	0	2638	G
1	0	2645	U

*Continued on next page...*

*Continued from previous page...*

Mol	Chain	Res	Type
1	0	2648	U
1	0	2649	A
1	0	2650	U
1	0	2664	A
1	0	2680	A
1	0	2681	A
1	0	2682	C
1	0	2691	A
1	0	2692	G
1	0	2719	A
1	0	2726	U
1	0	2747	C
1	0	2748	G
1	0	2761	A
1	0	2762	C
1	0	2768	A
1	0	2785	C
1	0	2786	G
1	0	2787	C
1	0	2791	U
1	0	2792	A
1	0	2800	A
1	0	2801	A
1	0	2811	A
1	0	2812	A
1	0	2813	A
1	0	2814	A
1	0	2815	G
1	0	2816	A
1	0	2826	G
1	0	2838	A
1	0	2850	C
1	0	2851	G
1	0	2852	A
1	0	2853	U
1	0	2866	U
1	0	2876	G
1	0	2889	U
1	0	2890	A
1	0	2896	A
1	0	2897	C
1	0	2903	C

*Continued on next page...*

*Continued from previous page...*

Mol	Chain	Res	Type
1	0	2909	G
1	0	2914	A
5	9	2	U
5	9	4	G
5	9	7	G
5	9	10	C
5	9	11	A
5	9	12	C
5	9	13	A
5	9	14	G
5	9	22	G
5	9	23	U
5	9	24	U
5	9	25	G
5	9	26	C
5	9	34	A
5	9	41	C
5	9	43	G
5	9	44	A
5	9	51	A
5	9	52	A
5	9	56	A
5	9	57	A
5	9	66	G
5	9	77	A
5	9	78	G
5	9	88	G
5	9	114	G
5	9	122	C

All (374) RNA pucker outliers are listed below:

Mol	Chain	Res	Type
1	0	24	G
1	0	30	U
1	0	31	C
1	0	45	A
1	0	46	U
1	0	56	G
1	0	59	A
1	0	66	G
1	0	67	A

*Continued on next page...*



*Continued from previous page...*

Mol	Chain	Res	Type
1	0	68	U
1	0	70	A
1	0	80	A
1	0	86	A
1	0	87	C
1	0	95	A
1	0	96	A
1	0	97	G
1	0	114	A
1	0	115	U
1	0	129	A
1	0	139	C
1	0	141	C
1	0	147	G
1	0	166	A
1	0	169	A
1	0	174	A
1	0	175	G
1	0	185	G
1	0	191	A
1	0	192	A
1	0	196	G
1	0	198	A
1	0	200	U
1	0	203	G
1	0	212	A
1	0	220	C
1	0	236	A
1	0	247	A
1	0	262	A
1	0	263	U
1	0	264	G
1	0	271	C
1	0	284	C
1	0	307	G
1	0	317	A
1	0	318	C
1	0	328	U
1	0	329	A
1	0	330	C
1	0	336	G
1	0	337	A

*Continued on next page...*

*Continued from previous page...*

Mol	Chain	Res	Type
1	0	338	C
1	0	339	A
1	0	357	A
1	0	358	G
1	0	379	G
1	0	380	A
1	0	381	G
1	0	410	A
1	0	411	A
1	0	417	G
1	0	441	A
1	0	448	G
1	0	452	G
1	0	453	A
1	0	454	U
1	0	460	A
1	0	461	C
1	0	463	A
1	0	464	G
1	0	480	C
1	0	485	A
1	0	487	G
1	0	496	G
1	0	512	G
1	0	518	G
1	0	533	U
1	0	535	G
1	0	537	G
1	0	538	C
1	0	554	G
1	0	587	A
1	0	603	A
1	0	604	G
1	0	628	A
1	0	630	A
1	0	631	A
1	0	644	G
1	0	660	A
1	0	672	G
1	0	673	U
1	0	674	A
1	0	681	G

*Continued on next page...*

*Continued from previous page...*

Mol	Chain	Res	Type
1	0	688	A
1	0	701	U
1	0	713	U
1	0	746	A
1	0	760	G
1	0	761	A
1	0	766	A
1	0	776	A
1	0	777	U
1	0	817	G
1	0	819	A
1	0	831	U
1	0	834	G
1	0	845	U
1	0	855	U
1	0	857	A
1	0	867	A
1	0	868	G
1	0	869	G
1	0	871	G
1	0	875	A
1	0	877	G
1	0	882	A
1	0	884	C
1	0	885	G
1	0	886	A
1	0	893	C
1	0	894	A
1	0	898	G
1	0	904	U
1	0	923	A
1	0	938	G
1	0	939	A
1	0	942	U
1	0	952	G
1	0	953	G
1	0	1009	U
1	0	1029	U
1	0	1030	U
1	0	1031	G
1	0	1044	C
1	0	1059	G

*Continued on next page...*

*Continued from previous page...*

Mol	Chain	Res	Type
1	0	1071	G
1	0	1072	G
1	0	1080	C
1	0	1087	G
1	0	1105	C
1	0	1108	G
1	0	1117	A
1	0	1119	G
1	0	1123	A
1	0	1126	C
1	0	1128	U
1	0	1137	G
1	0	1149	U
1	0	1150	A
1	0	1151	G
1	0	1164	U
1	0	1193	A
1	0	1215	A
1	0	1230	A
1	0	1232	A
1	0	1234	U
1	0	1235	G
1	0	1237	U
1	0	1246	A
1	0	1247	A
1	0	1260	G
1	0	1290	G
1	0	1314	U
1	0	1315	G
1	0	1316	G
1	0	1340	G
1	0	1341	A
1	0	1351	G
1	0	1352	A
1	0	1354	G
1	0	1355	A
1	0	1356	A
1	0	1357	A
1	0	1369	A
1	0	1370	G
1	0	1376	G
1	0	1377	C

*Continued on next page...*

*Continued from previous page...*

Mol	Chain	Res	Type
1	0	1378	G
1	0	1379	A
1	0	1380	U
1	0	1381	A
1	0	1392	A
1	0	1405	U
1	0	1406	A
1	0	1407	A
1	0	1408	U
1	0	1417	G
1	0	1418	U
1	0	1426	C
1	0	1430	G
1	0	1431	C
1	0	1435	U
1	0	1438	G
1	0	1446	U
1	0	1447	U
1	0	1448	A
1	0	1450	C
1	0	1473	U
1	0	1485	A
1	0	1486	A
1	0	1488	U
1	0	1491	G
1	0	1494	A
1	0	1505	U
1	0	1506	U
1	0	1524	U
1	0	1526	A
1	0	1533	A
1	0	1534	C
1	0	1563	G
1	0	1579	C
1	0	1591	A
1	0	1603	A
1	0	1604	G
1	0	1605	G
1	0	1617	C
1	0	1652	C
1	0	1653	A
1	0	1654	U

*Continued on next page...*

*Continued from previous page...*

Mol	Chain	Res	Type
1	0	1664	A
1	0	1677	U
1	0	1683	G
1	0	1684	A
1	0	1685	A
1	0	1690	C
1	0	1691	A
1	0	1692	C
1	0	1693	A
1	0	1701	A
1	0	1702	U
1	0	1710	A
1	0	1722	U
1	0	1730	G
1	0	1731	C
1	0	1745	G
1	0	1746	A
1	0	1752	G
1	0	1759	A
1	0	1771	U
1	0	1772	C
1	0	1776	A
1	0	1777	G
1	0	1784	U
1	0	1814	G
1	0	1836	A
1	0	1837	G
1	0	1840	A
1	0	1842	A
1	0	1855	G
1	0	1856	C
1	0	1857	A
1	0	1871	U
1	0	1872	C
1	0	1875	A
1	0	1876	C
1	0	1884	G
1	0	1894	C
1	0	1919	A
1	0	1941	A
1	0	1970	G
1	0	1977	U

*Continued on next page...*

*Continued from previous page...*

Mol	Chain	Res	Type
1	0	1978	A
1	0	1979	G
1	0	1980	U
1	0	1981	A
1	0	1984	U
1	0	1985	U
1	0	1995	G
1	0	1996	U
1	0	2005	G
1	0	2007	A
1	0	2011	A
1	0	2021	C
1	0	2033	G
1	0	2037	C
1	0	2072	G
1	0	2073	G
1	0	2074	A
1	0	2076	U
1	0	2092	G
1	0	2102	G
1	0	2108	A
1	0	2133	U
1	0	2243	C
1	0	2258	A
1	0	2271	G
1	0	2282	U
1	0	2283	G
1	0	2290	U
1	0	2292	C
1	0	2300	A
1	0	2309	C
1	0	2316	G
1	0	2320	U
1	0	2321	A
1	0	2322	U
1	0	2330	U
1	0	2353	A
1	0	2354	A
1	0	2367	A
1	0	2370	A
1	0	2378	U
1	0	2379	G

*Continued on next page...*

*Continued from previous page...*

Mol	Chain	Res	Type
1	0	2380	A
1	0	2391	C
1	0	2394	A
1	0	2443	C
1	0	2462	G
1	0	2463	A
1	0	2465	A
1	0	2469	A
1	0	2474	A
1	0	2482	G
1	0	2483	A
1	0	2484	U
1	0	2493	C
1	0	2525	G
1	0	2526	C
1	0	2532	A
1	0	2538	A
1	0	2539	U
1	0	2553	A
1	0	2554	U
1	0	2577	A
1	0	2601	A
1	0	2607	U
1	0	2616	G
1	0	2620	U
1	0	2636	C
1	0	2637	A
1	0	2644	C
1	0	2645	U
1	0	2648	U
1	0	2649	A
1	0	2680	A
1	0	2681	A
1	0	2691	A
1	0	2718	C
1	0	2747	C
1	0	2748	G
1	0	2749	U
1	0	2761	A
1	0	2762	C
1	0	2785	C
1	0	2786	G

*Continued on next page...*



*Continued from previous page...*

Mol	Chain	Res	Type
1	0	2791	U
1	0	2811	A
1	0	2812	A
1	0	2813	A
1	0	2814	A
1	0	2815	G
1	0	2825	C
1	0	2837	U
1	0	2849	U
1	0	2850	C
1	0	2852	A
1	0	2866	U
1	0	2889	U
1	0	2896	A
1	0	2902	A
5	9	3	A
5	9	10	C
5	9	12	C
5	9	13	A
5	9	23	U
5	9	24	U
5	9	33	U
5	9	43	G
5	9	51	A
5	9	55	U
5	9	65	A
5	9	78	G
5	9	87	U
5	9	113	C

## 5.4 Non-standard residues in protein, DNA, RNA chains ⓘ

There are no non-standard protein/DNA/RNA residues in this entry.

## 5.5 Carbohydrates ⓘ

There are no carbohydrates in this entry.

## 5.6 Ligand geometry ⓘ

Of 232 ligands modelled in this entry, 232 are monoatomic - leaving 0 for Mogul analysis.

There are no bond length outliers.

There are no bond angle outliers.

There are no chirality outliers.

There are no torsion outliers.

There are no ring outliers.

## 5.7 Other polymers

There are no such residues in this entry.

## 5.8 Polymer linkage issues

There are no chain breaks in this entry.

## 6 Fit of model and data ⓘ

### 6.1 Protein, DNA and RNA chains ⓘ

EDS was not executed - this section will therefore be empty.

### 6.2 Non-standard residues in protein, DNA, RNA chains ⓘ

EDS was not executed - this section will therefore be empty.

### 6.3 Carbohydrates ⓘ

EDS was not executed - this section will therefore be empty.

### 6.4 Ligands ⓘ

EDS was not executed - this section will therefore be empty.

### 6.5 Other polymers ⓘ

EDS was not executed - this section will therefore be empty.