



wwPDB X-ray Structure Validation Summary Report

Feb 28, 2014 – 06:42 PM GMT

PDB ID : 2WU0
Title : CRYSTAL STRUCTURE ANALYSIS OF KLEBSIELLA SP ASR1 PHY-
TASE
Authors : Bohm, K.; Mueller, J.J.; Heinemann, U.
Deposited on : 2009-09-25
Resolution : 2.57 Å(reported)

This is a wwPDB validation summary report for a publicly released PDB entry.

We welcome your comments at validation@mail.wwpdb.org

A user guide is available at <http://wwpdb.org/ValidationPDFNotes.html>

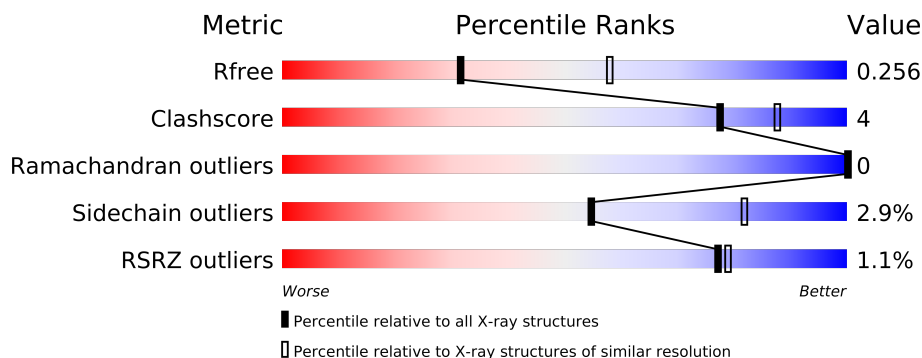
The following versions of software and data (see [references](#)) were used in the production of this report:

| | | |
|--------------------------------|---|--------------------------|
| MolProbity | : | 4.02b-467 |
| Mogul | : | 1.15 2013 |
| Xtriage (Phenix) | : | dev-1323 |
| EDS | : | stable22639 |
| Percentile statistics | : | 21963 |
| Refmac | : | 5.8.0049 |
| CCP4 | : | 6.3.0 (Settle) |
| Ideal geometry (proteins) | : | Engh & Huber (2001) |
| Ideal geometry (DNA, RNA) | : | Parkinson et. al. (1996) |
| Validation Pipeline (wwPDB-VP) | : | stable22683 |

1 Overall quality at a glance

The reported resolution of this entry is 2.57 Å.

Percentile scores (ranging between 0-100) for global validation metrics of the entry are shown in the following graphic. The table shows the number of entries on which the scores are based.



| Metric | Whole archive (#Entries) | Similar resolution (#Entries, resolution range(Å)) |
|-----------------------|-----------------------------|---|
| R_{free} | 66092 | 1891 (2.60-2.56) |
| Clashscore | 79885 | 2358 (2.60-2.56) |
| Ramachandran outliers | 78287 | 2316 (2.60-2.56) |
| Sidechain outliers | 78261 | 2316 (2.60-2.56) |
| RSRZ outliers | 66119 | 1891 (2.60-2.56) |

The table below summarises the geometric issues observed across the polymeric chains and their fit to the electron density. The red, orange, yellow and green segments on the lower bar indicate the fraction of residues that contain outliers for ≥ 3 , 2, 1 and 0 types of geometric quality criteria. The upper red bar (where present) indicates the fraction of residues that have poor fit to the electron density.

| Mol | Chain | Length | Quality of chain |
|-----|-------|--------|------------------|
| 1 | A | 418 | |
| 1 | B | 418 | |
| 1 | C | 418 | |
| 1 | D | 418 | |

The following table lists non-polymeric compounds that are outliers for geometric or electron-density-fit criteria:

| Mol | Type | Chain | Res | Geometry | Electron density |
|-----|------|-------|------|----------|------------------|
| 2 | SO4 | A | 1407 | - | X |
| 2 | SO4 | A | 1409 | - | X |
| 2 | SO4 | B | 1407 | - | X |
| 2 | SO4 | B | 1408 | - | X |

Continued on next page...

Continued from previous page...

| Mol | Type | Chain | Res | Geometry | Electron density |
|-----|------|-------|------|----------|------------------|
| 2 | SO4 | B | 1409 | - | X |
| 2 | SO4 | C | 1407 | - | X |
| 2 | SO4 | D | 1407 | - | X |

2 Entry composition

There are 3 unique types of molecules in this entry. The entry contains 12516 atoms, of which 0 are hydrogen and 0 are deuterium.

In the tables below, the ZeroOcc column contains the number of atoms modelled with zero occupancy, the AltConf column contains the number of residues with at least one atom in alternate conformation and the Trace column contains the number of residues modelled with at most 2 atoms.

- Molecule 1 is a protein called PHYTASE.

| Mol | Chain | Residues | Atoms | | | | | ZeroOcc | AltConf | Trace |
|-----|-------|----------|-------|------|-----|-----|----|---------|---------|-------|
| 1 | A | 395 | Total | C | N | O | S | 0 | 0 | 0 |
| | | | 3058 | 1917 | 562 | 566 | 13 | | | |
| 1 | B | 394 | Total | C | N | O | S | 0 | 0 | 0 |
| | | | 3047 | 1911 | 558 | 565 | 13 | | | |
| 1 | C | 395 | Total | C | N | O | S | 0 | 0 | 0 |
| | | | 3058 | 1917 | 562 | 566 | 13 | | | |
| 1 | D | 394 | Total | C | N | O | S | 0 | 0 | 0 |
| | | | 3047 | 1911 | 558 | 565 | 13 | | | |

There are 116 discrepancies between the modelled and reference sequences:

| Chain | Residue | Modelled | Actual | Comment | Reference |
|-------|---------|----------|--------|---------------------|------------|
| A | 1 | MET | - | EXPRESSION TAG | UNP Q84CN9 |
| A | 2 | ASP | - | EXPRESSION TAG | UNP Q84CN9 |
| A | 3 | ILE | - | EXPRESSION TAG | UNP Q84CN9 |
| A | 4 | GLY | - | EXPRESSION TAG | UNP Q84CN9 |
| A | 5 | ILE | - | EXPRESSION TAG | UNP Q84CN9 |
| A | 6 | ASN | - | EXPRESSION TAG | UNP Q84CN9 |
| A | 7 | SER | - | EXPRESSION TAG | UNP Q84CN9 |
| A | 8 | ASP | - | EXPRESSION TAG | UNP Q84CN9 |
| A | 9 | PRO | - | EXPRESSION TAG | UNP Q84CN9 |
| A | 10 | PRO | - | EXPRESSION TAG | UNP Q84CN9 |
| A | 11 | PRO | - | EXPRESSION TAG | UNP Q84CN9 |
| A | 12 | ARG | - | EXPRESSION TAG | UNP Q84CN9 |
| A | 25 | ALA | HIS | ENGINEERED MUTATION | UNP Q84CN9 |
| A | 123 | ALA | VAL | ENGINEERED MUTATION | UNP Q84CN9 |
| A | 279 | SER | ASN | ENGINEERED MUTATION | UNP Q84CN9 |
| A | 397 | ALA | THR | ENGINEERED MUTATION | UNP Q84CN9 |
| A | 406 | LYS | - | EXPRESSION TAG | UNP Q84CN9 |
| A | 407 | LEU | - | EXPRESSION TAG | UNP Q84CN9 |
| A | 408 | ALA | - | EXPRESSION TAG | UNP Q84CN9 |
| A | 409 | ALA | - | EXPRESSION TAG | UNP Q84CN9 |
| A | 410 | ALA | - | EXPRESSION TAG | UNP Q84CN9 |

Continued on next page...

Continued from previous page...

| Chain | Residue | Modelled | Actual | Comment | Reference |
|-------|---------|----------|--------|---------------------|------------|
| A | 411 | LEU | - | EXPRESSION TAG | UNP Q84CN9 |
| A | 412 | GLU | - | EXPRESSION TAG | UNP Q84CN9 |
| A | 413 | HIS | - | EXPRESSION TAG | UNP Q84CN9 |
| A | 414 | HIS | - | EXPRESSION TAG | UNP Q84CN9 |
| A | 415 | HIS | - | EXPRESSION TAG | UNP Q84CN9 |
| A | 416 | HIS | - | EXPRESSION TAG | UNP Q84CN9 |
| A | 417 | HIS | - | EXPRESSION TAG | UNP Q84CN9 |
| A | 418 | HIS | - | EXPRESSION TAG | UNP Q84CN9 |
| B | 1 | MET | - | EXPRESSION TAG | UNP Q84CN9 |
| B | 2 | ASP | - | EXPRESSION TAG | UNP Q84CN9 |
| B | 3 | ILE | - | EXPRESSION TAG | UNP Q84CN9 |
| B | 4 | GLY | - | EXPRESSION TAG | UNP Q84CN9 |
| B | 5 | ILE | - | EXPRESSION TAG | UNP Q84CN9 |
| B | 6 | ASN | - | EXPRESSION TAG | UNP Q84CN9 |
| B | 7 | SER | - | EXPRESSION TAG | UNP Q84CN9 |
| B | 8 | ASP | - | EXPRESSION TAG | UNP Q84CN9 |
| B | 9 | PRO | - | EXPRESSION TAG | UNP Q84CN9 |
| B | 10 | PRO | - | EXPRESSION TAG | UNP Q84CN9 |
| B | 11 | PRO | - | EXPRESSION TAG | UNP Q84CN9 |
| B | 12 | ARG | - | EXPRESSION TAG | UNP Q84CN9 |
| B | 25 | ALA | HIS | ENGINEERED MUTATION | UNP Q84CN9 |
| B | 123 | ALA | VAL | ENGINEERED MUTATION | UNP Q84CN9 |
| B | 279 | SER | ASN | ENGINEERED MUTATION | UNP Q84CN9 |
| B | 397 | ALA | THR | ENGINEERED MUTATION | UNP Q84CN9 |
| B | 406 | LYS | - | EXPRESSION TAG | UNP Q84CN9 |
| B | 407 | LEU | - | EXPRESSION TAG | UNP Q84CN9 |
| B | 408 | ALA | - | EXPRESSION TAG | UNP Q84CN9 |
| B | 409 | ALA | - | EXPRESSION TAG | UNP Q84CN9 |
| B | 410 | ALA | - | EXPRESSION TAG | UNP Q84CN9 |
| B | 411 | LEU | - | EXPRESSION TAG | UNP Q84CN9 |
| B | 412 | GLU | - | EXPRESSION TAG | UNP Q84CN9 |
| B | 413 | HIS | - | EXPRESSION TAG | UNP Q84CN9 |
| B | 414 | HIS | - | EXPRESSION TAG | UNP Q84CN9 |
| B | 415 | HIS | - | EXPRESSION TAG | UNP Q84CN9 |
| B | 416 | HIS | - | EXPRESSION TAG | UNP Q84CN9 |
| B | 417 | HIS | - | EXPRESSION TAG | UNP Q84CN9 |
| B | 418 | HIS | - | EXPRESSION TAG | UNP Q84CN9 |
| C | 1 | MET | - | EXPRESSION TAG | UNP Q84CN9 |
| C | 2 | ASP | - | EXPRESSION TAG | UNP Q84CN9 |
| C | 3 | ILE | - | EXPRESSION TAG | UNP Q84CN9 |
| C | 4 | GLY | - | EXPRESSION TAG | UNP Q84CN9 |
| C | 5 | ILE | - | EXPRESSION TAG | UNP Q84CN9 |

Continued on next page...

Continued from previous page...

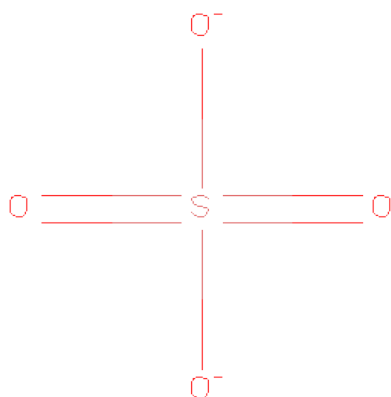
| Chain | Residue | Modelled | Actual | Comment | Reference |
|-------|---------|----------|--------|---------------------|------------|
| C | 6 | ASN | - | EXPRESSION TAG | UNP Q84CN9 |
| C | 7 | SER | - | EXPRESSION TAG | UNP Q84CN9 |
| C | 8 | ASP | - | EXPRESSION TAG | UNP Q84CN9 |
| C | 9 | PRO | - | EXPRESSION TAG | UNP Q84CN9 |
| C | 10 | PRO | - | EXPRESSION TAG | UNP Q84CN9 |
| C | 11 | PRO | - | EXPRESSION TAG | UNP Q84CN9 |
| C | 12 | ARG | - | EXPRESSION TAG | UNP Q84CN9 |
| C | 25 | ALA | HIS | ENGINEERED MUTATION | UNP Q84CN9 |
| C | 123 | ALA | VAL | ENGINEERED MUTATION | UNP Q84CN9 |
| C | 279 | SER | ASN | ENGINEERED MUTATION | UNP Q84CN9 |
| C | 397 | ALA | THR | ENGINEERED MUTATION | UNP Q84CN9 |
| C | 406 | LYS | - | EXPRESSION TAG | UNP Q84CN9 |
| C | 407 | LEU | - | EXPRESSION TAG | UNP Q84CN9 |
| C | 408 | ALA | - | EXPRESSION TAG | UNP Q84CN9 |
| C | 409 | ALA | - | EXPRESSION TAG | UNP Q84CN9 |
| C | 410 | ALA | - | EXPRESSION TAG | UNP Q84CN9 |
| C | 411 | LEU | - | EXPRESSION TAG | UNP Q84CN9 |
| C | 412 | GLU | - | EXPRESSION TAG | UNP Q84CN9 |
| C | 413 | HIS | - | EXPRESSION TAG | UNP Q84CN9 |
| C | 414 | HIS | - | EXPRESSION TAG | UNP Q84CN9 |
| C | 415 | HIS | - | EXPRESSION TAG | UNP Q84CN9 |
| C | 416 | HIS | - | EXPRESSION TAG | UNP Q84CN9 |
| C | 417 | HIS | - | EXPRESSION TAG | UNP Q84CN9 |
| C | 418 | HIS | - | EXPRESSION TAG | UNP Q84CN9 |
| D | 1 | MET | - | EXPRESSION TAG | UNP Q84CN9 |
| D | 2 | ASP | - | EXPRESSION TAG | UNP Q84CN9 |
| D | 3 | ILE | - | EXPRESSION TAG | UNP Q84CN9 |
| D | 4 | GLY | - | EXPRESSION TAG | UNP Q84CN9 |
| D | 5 | ILE | - | EXPRESSION TAG | UNP Q84CN9 |
| D | 6 | ASN | - | EXPRESSION TAG | UNP Q84CN9 |
| D | 7 | SER | - | EXPRESSION TAG | UNP Q84CN9 |
| D | 8 | ASP | - | EXPRESSION TAG | UNP Q84CN9 |
| D | 9 | PRO | - | EXPRESSION TAG | UNP Q84CN9 |
| D | 10 | PRO | - | EXPRESSION TAG | UNP Q84CN9 |
| D | 11 | PRO | - | EXPRESSION TAG | UNP Q84CN9 |
| D | 12 | ARG | - | EXPRESSION TAG | UNP Q84CN9 |
| D | 25 | ALA | HIS | ENGINEERED MUTATION | UNP Q84CN9 |
| D | 123 | ALA | VAL | ENGINEERED MUTATION | UNP Q84CN9 |
| D | 279 | SER | ASN | ENGINEERED MUTATION | UNP Q84CN9 |
| D | 397 | ALA | THR | ENGINEERED MUTATION | UNP Q84CN9 |
| D | 406 | LYS | - | EXPRESSION TAG | UNP Q84CN9 |
| D | 407 | LEU | - | EXPRESSION TAG | UNP Q84CN9 |

Continued on next page...

Continued from previous page...

| Chain | Residue | Modelled | Actual | Comment | Reference |
|-------|---------|----------|--------|----------------|------------|
| D | 408 | ALA | - | EXPRESSION TAG | UNP Q84CN9 |
| D | 409 | ALA | - | EXPRESSION TAG | UNP Q84CN9 |
| D | 410 | ALA | - | EXPRESSION TAG | UNP Q84CN9 |
| D | 411 | LEU | - | EXPRESSION TAG | UNP Q84CN9 |
| D | 412 | GLU | - | EXPRESSION TAG | UNP Q84CN9 |
| D | 413 | HIS | - | EXPRESSION TAG | UNP Q84CN9 |
| D | 414 | HIS | - | EXPRESSION TAG | UNP Q84CN9 |
| D | 415 | HIS | - | EXPRESSION TAG | UNP Q84CN9 |
| D | 416 | HIS | - | EXPRESSION TAG | UNP Q84CN9 |
| D | 417 | HIS | - | EXPRESSION TAG | UNP Q84CN9 |
| D | 418 | HIS | - | EXPRESSION TAG | UNP Q84CN9 |

- Molecule 2 is SULFATE ION (three-letter code: SO₄) (formula: O₄S).



| Mol | Chain | Residues | Atoms | ZeroOcc | AltConf |
|-----|-------|----------|--------------------|---------|---------|
| 2 | A | 1 | Total O S 5 4 1 | 0 | 0 |
| 2 | A | 1 | Total O S 5 4 1 | 0 | 0 |
| 2 | A | 1 | Total O S 5 4 1 | 0 | 0 |
| 2 | A | 1 | Total O S 5 4 1 | 0 | 0 |
| 2 | B | 1 | Total O S 5 4 1 | 0 | 0 |
| 2 | B | 1 | Total O S 5 4 1 | 0 | 0 |

Continued on next page...

Continued from previous page...

| Mol | Chain | Residues | Atoms | | | ZeroOcc | AltConf |
|-----|-------|----------|-------|---|---|---------|---------|
| 2 | B | 1 | Total | O | S | 0 | 0 |
| | | | 5 | 4 | 1 | | |
| 2 | B | 1 | Total | O | S | 0 | 0 |
| | | | 5 | 4 | 1 | | |
| 2 | C | 1 | Total | O | S | 0 | 0 |
| | | | 5 | 4 | 1 | | |
| 2 | C | 1 | Total | O | S | 0 | 0 |
| | | | 5 | 4 | 1 | | |
| 2 | C | 1 | Total | O | S | 0 | 0 |
| | | | 5 | 4 | 1 | | |
| 2 | D | 1 | Total | O | S | 0 | 0 |
| | | | 5 | 4 | 1 | | |
| 2 | D | 1 | Total | O | S | 0 | 0 |
| | | | 5 | 4 | 1 | | |
| 2 | D | 1 | Total | O | S | 0 | 0 |
| | | | 5 | 4 | 1 | | |
| 2 | D | 1 | Total | O | S | 0 | 0 |
| | | | 5 | 4 | 1 | | |

- Molecule 3 is water.

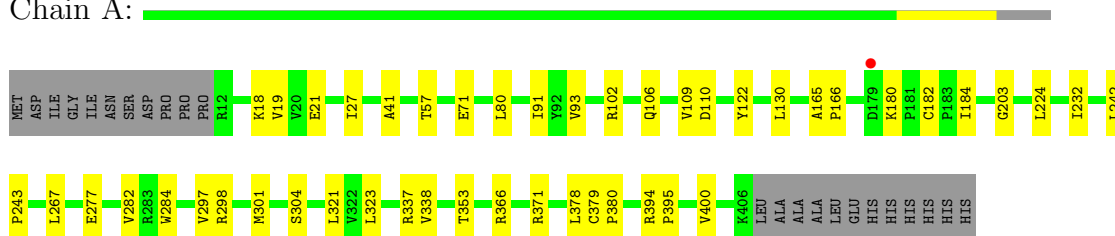
| Mol | Chain | Residues | Atoms | | ZeroOcc | AltConf |
|-----|-------|----------|-------|----|---------|---------|
| 3 | A | 71 | Total | O | 0 | 0 |
| | | | 71 | 71 | | |
| 3 | B | 65 | Total | O | 0 | 0 |
| | | | 65 | 65 | | |
| 3 | C | 39 | Total | O | 0 | 0 |
| | | | 39 | 39 | | |
| 3 | D | 51 | Total | O | 0 | 0 |
| | | | 51 | 51 | | |

3 Residue-property plots

These plots are drawn for all protein, RNA and DNA chains in the entry. The first graphic for a chain summarises the proportions of errors displayed in the second graphic. The second graphic shows the sequence view annotated by issues in geometry and electron density. Residues are color-coded according to the number of geometric quality criteria for which they contain at least one outlier: green = 0, yellow = 1, orange = 2 and red = 3 or more. A red dot above a residue indicates a poor fit to the electron density ($RSRZ > 2$). Stretches of 2 or more consecutive residues without any outlier are shown as a green connector. Residues present in the sample, but not in the model, are shown in grey.

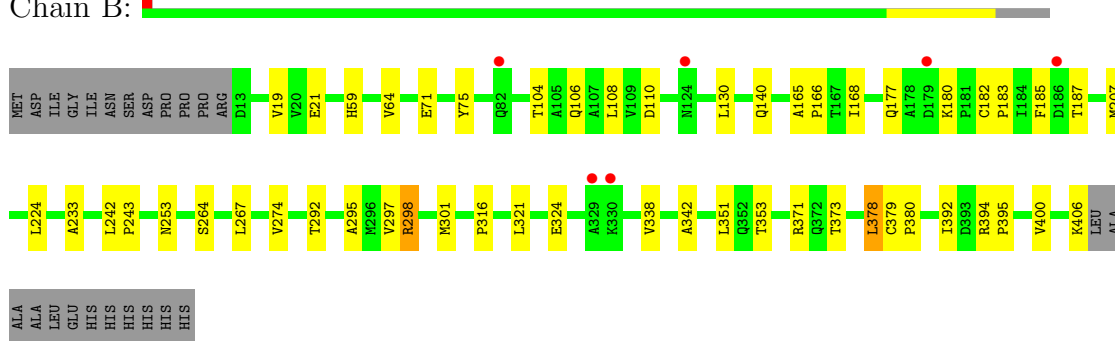
• Molecule 1: PHYTASE

Chain A:



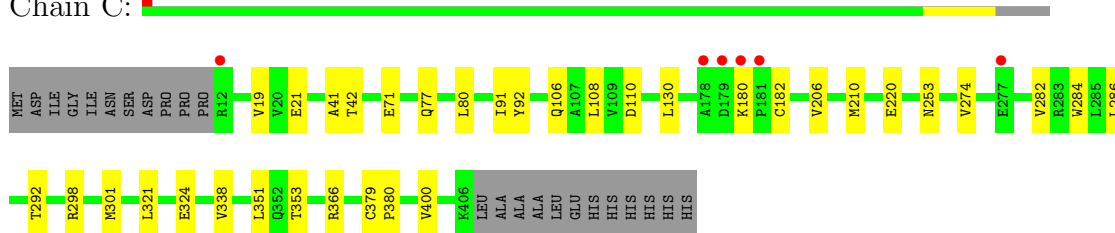
• Molecule 1: PHYTASE

Chain B:



• Molecule 1: PHYTASE

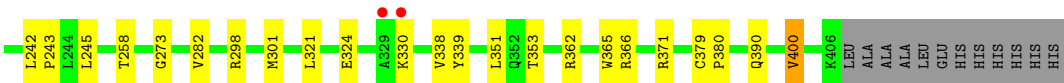
Chain C:



• Molecule 1: PHYTASE

Chain D:





4 Data and refinement statistics

| Property | Value | Source |
|---|---|------------------|
| Space group | P 21 21 21 | Depositor |
| Cell constants a, b, c, α , β , γ | 81.71Å 122.93Å 205.40Å 90.00° 90.00° 90.00° | Depositor |
| Resolution (Å) | 49.15 – 2.57 49.12 – 2.57 | Depositor EDS |
| % Data completeness (in resolution range) | 99.2 (49.15-2.57) 99.2 (49.12-2.57) | Depositor EDS |
| R_{merge} | 0.08 | Depositor |
| R_{sym} | (Not available) | Depositor |
| $\langle I/\sigma(I) \rangle$ ¹ | 4.39 (at 2.58Å) | Xtriage |
| Refinement program | REFMAC 5.2.0019 | Depositor |
| R, R_{free} | 0.198 , 0.243 0.216 , 0.256 | Depositor DCC |
| R_{free} test set | 3356 reflections (5.35%) | DCC |
| Wilson B-factor (Å ²) | 22.6 | Xtriage |
| Anisotropy | 0.310 | Xtriage |
| Bulk solvent k_{sol} (e/Å ³), B_{sol} (Å ²) | 0.34 , 6.6 | EDS |
| Estimated twinning fraction | No twinning to report. | Xtriage |
| L-test for twinning | $\langle L \rangle = 0.50$, $\langle L^2 \rangle = 0.34$ | Xtriage |
| Outliers | 1 of 66143 reflections (0.002%) | Xtriage |
| F_o, F_c correlation | 0.91 | EDS |
| Total number of atoms | 12516 | wwPDB-VP |
| Average B, all atoms (Å ²) | 28.0 | wwPDB-VP |

Xtriage's analysis on translational NCS is as follows: *The largest off-origin peak in the Patterson function is 2.90% of the height of the origin peak. No significant pseudotranslation is detected.*

¹Intensities estimated from amplitudes.

5 Model quality

5.1 Standard geometry

Bond lengths and bond angles in the following residue types are not validated in this section: SO4

The Z score for a bond length (or angle) is the number of standard deviations the observed value is removed from the expected value. A bond length (or angle) with $|Z| > 5$ is considered an outlier worth inspection. RMSZ is the root-mean-square of all Z scores of the bond lengths (or angles).

| Mol | Chain | Bond lengths | | Bond angles | |
|-----|-------|--------------|-------------|-------------|-------------|
| | | RMSZ | $\# Z > 5$ | RMSZ | $\# Z > 5$ |
| 1 | A | 0.50 | 0/3125 | 0.62 | 0/4254 |
| 1 | B | 0.51 | 0/3114 | 0.62 | 0/4240 |
| 1 | C | 0.48 | 0/3125 | 0.62 | 0/4254 |
| 1 | D | 0.50 | 0/3114 | 0.62 | 0/4240 |
| All | All | 0.50 | 0/12478 | 0.62 | 0/16988 |

There are no bond length outliers.

There are no bond angle outliers.

There are no chirality outliers.

There are no planarity outliers.

5.2 Close contacts

In the following table, the Non-H and H(model) columns list the number of non-hydrogen atoms and hydrogen atoms in the chain respectively. The H(added) column lists the number of hydrogens added by MolProbity. The Clashes column lists the number of clashes within the asymmetric unit, and the number in parentheses is this value normalized per 1000 atoms of the molecule in the chain. The Symm-Clashes column gives symmetry related clashes, in the same way as for the Clashes column.

| Mol | Chain | Non-H | H(model) | H(added) | Clashes | Symm-Clashes |
|-----|-------|-------|----------|----------|---------|--------------|
| 1 | A | 3058 | 0 | 3051 | 22 | 0 |
| 1 | B | 3047 | 0 | 3038 | 24 | 0 |
| 1 | C | 3058 | 0 | 3051 | 21 | 0 |
| 1 | D | 3047 | 0 | 3038 | 23 | 0 |
| 2 | A | 20 | 0 | 0 | 0 | 0 |
| 2 | B | 20 | 0 | 0 | 0 | 0 |
| 2 | C | 15 | 0 | 0 | 0 | 0 |
| 2 | D | 25 | 0 | 0 | 0 | 0 |

Continued on next page...

Continued from previous page...

| Mol | Chain | Non-H | H(model) | H(added) | Clashes | Symm-Clashes |
|-----|-------|-------|----------|----------|---------|--------------|
| 3 | A | 71 | 0 | 0 | 1 | 0 |
| 3 | B | 65 | 0 | 0 | 0 | 0 |
| 3 | C | 39 | 0 | 0 | 0 | 0 |
| 3 | D | 51 | 0 | 0 | 0 | 0 |
| All | All | 12516 | 0 | 12178 | 90 | 0 |

Clashscore is defined as the number of clashes calculated for the entry per 1000 atoms (including hydrogens) of the entry. The overall clashscore for this entry is 4.

The worst 5 of 90 close contacts within the same asymmetric unit are listed below.

| Atom-1 | Atom-2 | Distance(Å) | Clash(Å) |
|------------------|------------------|-------------|----------|
| 1:D:18:LYS:NZ | 1:D:273:GLY:O | 2.12 | 0.81 |
| 1:A:130:LEU:HD21 | 1:A:400:VAL:HG21 | 1.72 | 0.72 |
| 1:C:41:ALA:HB3 | 1:C:210:MET:HE3 | 1.79 | 0.65 |
| 1:D:146:GLN:OE1 | 1:D:258:THR:OG1 | 2.12 | 0.65 |
| 1:B:253:ASN:OD1 | 1:B:292:THR:HG22 | 1.98 | 0.63 |

There are no symmetry-related clashes.

5.3 Torsion angles

5.3.1 Protein backbone ⓘ

In the following table, the Percentiles column shows the percent Ramachandran outliers of the chain as a percentile score with respect to all X-ray entries followed by that with respect to entries of similar resolution. The Analysed column shows the number of residues for which the backbone conformation was analysed, and the total number of residues.

| Mol | Chain | Analysed | Favoured | Allowed | Outliers | Percentiles | |
|-----|-------|-----------------|------------|---------|----------|-------------|-----|
| 1 | A | 393/418 (94%) | 383 (98%) | 10 (2%) | 0 | 100 | 100 |
| 1 | B | 392/418 (94%) | 381 (97%) | 11 (3%) | 0 | 100 | 100 |
| 1 | C | 393/418 (94%) | 382 (97%) | 11 (3%) | 0 | 100 | 100 |
| 1 | D | 392/418 (94%) | 381 (97%) | 11 (3%) | 0 | 100 | 100 |
| All | All | 1570/1672 (94%) | 1527 (97%) | 43 (3%) | 0 | 100 | 100 |

There are no Ramachandran outliers to report.

5.3.2 Protein sidechains ⓘ

In the following table, the Percentiles column shows the percent sidechain outliers of the chain as a percentile score with respect to all X-ray entries followed by that with respect to entries of similar resolution. The Analysed column shows the number of residues for which the sidechain conformation was analysed, and the total number of residues.

| Mol | Chain | Analysed | Rotameric | Outliers | Percentiles | |
|-----|-------|-----------------|------------|----------|-------------|----|
| 1 | A | 319/338 (94%) | 311 (98%) | 8 (2%) | 60 | 85 |
| 1 | B | 318/338 (94%) | 307 (96%) | 11 (4%) | 48 | 76 |
| 1 | C | 319/338 (94%) | 311 (98%) | 8 (2%) | 60 | 85 |
| 1 | D | 318/338 (94%) | 308 (97%) | 10 (3%) | 52 | 80 |
| All | All | 1274/1352 (94%) | 1237 (97%) | 37 (3%) | 55 | 82 |

5 of 37 residues with a non-rotameric sidechain are listed below:

| Mol | Chain | Res | Type |
|-----|-------|-----|------|
| 1 | B | 371 | ARG |
| 1 | C | 180 | LYS |
| 1 | D | 371 | ARG |
| 1 | B | 378 | LEU |
| 1 | B | 406 | LYS |

Some sidechains can be flipped to improve hydrogen bonding and reduce clashes. 5 of 31 such sidechains are listed below:

| Mol | Chain | Res | Type |
|-----|-------|-----|------|
| 1 | B | 302 | ASN |
| 1 | C | 106 | GLN |
| 1 | D | 193 | GLN |
| 1 | C | 34 | ASN |
| 1 | C | 209 | ASN |

5.3.3 RNA ⓘ

There are no RNA chains in this entry.

5.4 Non-standard residues in protein, DNA, RNA chains ⓘ

There are no non-standard protein/DNA/RNA residues in this entry.

5.5 Carbohydrates ⓘ

There are no carbohydrates in this entry.

5.6 Ligand geometry ⓘ

16 ligands are modelled in this entry.

In the following table, the Counts columns list the number of bonds (or angles) for which Mogul statistics could be retrieved, the number of bonds (or angles) that are observed in the model and the number of bonds (or angles) that are defined in the chemical component dictionary. The Link column lists molecule types, if any, to which the group is linked. The Z score for a bond length (or angle) is the number of standard deviations the observed value is removed from the expected value. A bond length (or angle) with $|Z| > 2$ is considered an outlier worth inspection. RMSZ is the root-mean-square of all Z scores of the bond lengths (or angles).

| Mol | Type | Chain | Res | Link | Bond lengths | | | Bond angles | | |
|-----|------|-------|------|------|--------------|------|-------------|-------------|------|-------------|
| | | | | | Counts | RMSZ | $\# Z > 2$ | Counts | RMSZ | $\# Z > 2$ |
| 2 | SO4 | A | 1407 | - | 4,4,4 | 0.15 | 0 | 6,6,6 | 0.47 | 0 |
| 2 | SO4 | A | 1408 | - | 4,4,4 | 0.58 | 0 | 6,6,6 | 0.38 | 0 |
| 2 | SO4 | A | 1409 | - | 4,4,4 | 0.18 | 0 | 6,6,6 | 0.24 | 0 |
| 2 | SO4 | A | 1410 | - | 4,4,4 | 0.29 | 0 | 6,6,6 | 0.20 | 0 |
| 2 | SO4 | B | 1407 | - | 4,4,4 | 0.11 | 0 | 6,6,6 | 0.33 | 0 |
| 2 | SO4 | B | 1408 | - | 4,4,4 | 0.16 | 0 | 6,6,6 | 0.23 | 0 |
| 2 | SO4 | B | 1409 | - | 4,4,4 | 0.38 | 0 | 6,6,6 | 0.35 | 0 |
| 2 | SO4 | B | 1410 | - | 4,4,4 | 0.32 | 0 | 6,6,6 | 0.48 | 0 |
| 2 | SO4 | C | 1407 | - | 4,4,4 | 0.14 | 0 | 6,6,6 | 0.42 | 0 |
| 2 | SO4 | C | 1408 | - | 4,4,4 | 0.15 | 0 | 6,6,6 | 0.21 | 0 |
| 2 | SO4 | C | 1409 | - | 4,4,4 | 0.49 | 0 | 6,6,6 | 0.24 | 0 |
| 2 | SO4 | D | 1407 | - | 4,4,4 | 0.05 | 0 | 6,6,6 | 0.32 | 0 |
| 2 | SO4 | D | 1408 | - | 4,4,4 | 0.14 | 0 | 6,6,6 | 0.16 | 0 |
| 2 | SO4 | D | 1409 | - | 4,4,4 | 0.54 | 0 | 6,6,6 | 0.12 | 0 |
| 2 | SO4 | D | 1410 | - | 4,4,4 | 0.36 | 0 | 6,6,6 | 0.52 | 0 |
| 2 | SO4 | D | 1411 | - | 4,4,4 | 0.20 | 0 | 6,6,6 | 0.35 | 0 |

In the following table, the Chirals column lists the number of chiral outliers, the number of chiral centers analysed, the number of these observed in the model and the number defined in the chemical component dictionary. Similar counts are reported in the Torsion and Rings columns. '-' means no outliers of that kind were identified.

| Mol | Type | Chain | Res | Link | Chirals | Torsions | Rings |
|-----|------|-------|------|------|---------|----------|---------|
| 2 | SO4 | A | 1407 | - | - | 0/0/0/0 | 0/0/0/0 |
| 2 | SO4 | A | 1408 | - | - | 0/0/0/0 | 0/0/0/0 |
| 2 | SO4 | A | 1409 | - | - | 0/0/0/0 | 0/0/0/0 |
| 2 | SO4 | A | 1410 | - | - | 0/0/0/0 | 0/0/0/0 |

Continued on next page...

Continued from previous page...

| Mol | Type | Chain | Res | Link | Chirals | Torsions | Rings |
|-----|------|-------|------|------|---------|----------|---------|
| 2 | SO4 | B | 1407 | - | - | 0/0/0/0 | 0/0/0/0 |
| 2 | SO4 | B | 1408 | - | - | 0/0/0/0 | 0/0/0/0 |
| 2 | SO4 | B | 1409 | - | - | 0/0/0/0 | 0/0/0/0 |
| 2 | SO4 | B | 1410 | - | - | 0/0/0/0 | 0/0/0/0 |
| 2 | SO4 | C | 1407 | - | - | 0/0/0/0 | 0/0/0/0 |
| 2 | SO4 | C | 1408 | - | - | 0/0/0/0 | 0/0/0/0 |
| 2 | SO4 | C | 1409 | - | - | 0/0/0/0 | 0/0/0/0 |
| 2 | SO4 | D | 1407 | - | - | 0/0/0/0 | 0/0/0/0 |
| 2 | SO4 | D | 1408 | - | - | 0/0/0/0 | 0/0/0/0 |
| 2 | SO4 | D | 1409 | - | - | 0/0/0/0 | 0/0/0/0 |
| 2 | SO4 | D | 1410 | - | - | 0/0/0/0 | 0/0/0/0 |
| 2 | SO4 | D | 1411 | - | - | 0/0/0/0 | 0/0/0/0 |

There are no bond length outliers.

There are no bond angle outliers.

There are no chirality outliers.

There are no torsion outliers.

There are no ring outliers.

5.7 Other polymers ⓘ

There are no such residues in this entry.

5.8 Polymer linkage issues

There are no chain breaks in this entry.

6 Fit of model and data

6.1 Protein, DNA and RNA chains

In the following table, the column labelled ‘#RSRZ> 2’ contains the number (and percentage) of RSRZ outliers, followed by percent RSRZ outliers for the chain as percentile scores relative to all X-ray entries and entries of similar resolution. The OWAB column contains the minimum, median, 95th percentile and maximum values of the occupancy-weighted average B-factor per residue. The column labelled ‘Q< 0.9’ lists the number of (and percentage) of residues with an average occupancy less than 0.9.

| Mol | Chain | Analysed | <RSRZ> | #RSRZ>2 | OWAB(Å ²) | Q<0.9 |
|-----|-------|-----------------|--------|---------------|-----------------------|-------|
| 1 | A | 395/418 (94%) | -0.16 | 1 (0%) 91 93 | 19, 26, 41, 50 | 0 |
| 1 | B | 394/418 (94%) | -0.07 | 6 (1%) 70 71 | 20, 25, 41, 53 | 0 |
| 1 | C | 395/418 (94%) | -0.07 | 6 (1%) 70 71 | 21, 29, 45, 51 | 0 |
| 1 | D | 394/418 (94%) | -0.14 | 5 (1%) 74 75 | 19, 27, 41, 46 | 0 |
| All | All | 1578/1672 (94%) | -0.11 | 18 (1%) 77 79 | 19, 27, 42, 53 | 0 |

The worst 5 of 18 RSRZ outliers are listed below:

| Mol | Chain | Res | Type | RSRZ |
|-----|-------|-----|------|------|
| 1 | C | 179 | ASP | 4.2 |
| 1 | A | 179 | ASP | 3.8 |
| 1 | C | 178 | ALA | 3.3 |
| 1 | D | 195 | LYS | 3.2 |
| 1 | B | 330 | LYS | 3.0 |

6.2 Non-standard residues in protein, DNA, RNA chains

There are no non-standard protein/DNA/RNA residues in this entry.

6.3 Carbohydrates

There are no carbohydrates in this entry.

6.4 Ligands

In the following table, the Atoms column lists the number of modelled atoms in the group and the number defined in the chemical component dictionary. LLDF column lists the quality of electron density of the group with respect to its neighbouring residues in protein, DNA or RNA chains. The B-factors column lists the minimum, median, 95th percentile and maximum values of B factors

of atoms in the group. The column labelled 'Q < 0.9' lists the number of atoms with occupancy less than 0.9.

| Mol | Type | Chain | Res | Atoms | RSR | LLDF | B-factors(Å ²) | Q<0.9 |
|-----|------|-------|------|-------|------|-------|----------------------------|-------|
| 2 | SO4 | A | 1407 | 5/5 | 0.29 | 9.22 | 40,41,44,46 | 5 |
| 2 | SO4 | A | 1409 | 5/5 | 0.25 | 6.98 | 45,47,48,49 | 5 |
| 2 | SO4 | B | 1408 | 5/5 | 0.25 | 6.34 | 44,44,45,47 | 5 |
| 2 | SO4 | C | 1407 | 5/5 | 0.25 | 5.13 | 50,51,55,55 | 5 |
| 2 | SO4 | D | 1407 | 5/5 | 0.22 | 3.81 | 59,60,62,63 | 0 |
| 2 | SO4 | B | 1409 | 5/5 | 0.17 | 2.95 | 27,29,31,32 | 0 |
| 2 | SO4 | B | 1407 | 5/5 | 0.20 | 2.47 | 69,70,71,72 | 0 |
| 2 | SO4 | C | 1409 | 5/5 | 0.16 | 1.81 | 35,36,37,38 | 0 |
| 2 | SO4 | D | 1408 | 5/5 | 0.15 | 1.37 | 49,52,53,53 | 5 |
| 2 | SO4 | C | 1408 | 5/5 | 0.15 | 1.17 | 48,48,52,52 | 5 |
| 2 | SO4 | A | 1408 | 5/5 | 0.16 | 1.03 | 28,29,31,32 | 0 |
| 2 | SO4 | D | 1409 | 5/5 | 0.16 | 0.95 | 34,34,35,36 | 0 |
| 2 | SO4 | D | 1411 | 5/5 | 0.14 | 0.24 | 34,36,39,41 | 0 |
| 2 | SO4 | D | 1410 | 5/5 | 0.14 | -0.14 | 28,29,33,34 | 0 |
| 2 | SO4 | A | 1410 | 5/5 | 0.12 | -0.40 | 32,32,33,37 | 0 |
| 2 | SO4 | B | 1410 | 5/5 | 0.12 | -0.74 | 24,28,30,33 | 0 |

6.5 Other polymers ⓘ

There are no such residues in this entry.