



# wwPDB X-ray Structure Validation Summary Report

Feb 27, 2014 – 09:23 PM GMT

PDB ID : 2XFZ  
Title : Structure of cytotoxic domain of colicin E3 bound to the 70S ribosome  
Authors : Ng, C.L.; Lang, K.; Meenan, N.A.G.; Sharma, A.; Kelley, A.C.; Kleanthous, C.; Ramakrishnan, V.  
Deposited on : 2010-05-29  
Resolution : 3.20 Å(reported)

This is a wwPDB validation summary report for a publicly released PDB entry.

We welcome your comments at [validation@mail.wwpdb.org](mailto:validation@mail.wwpdb.org)

A user guide is available at <http://wwpdb.org/ValidationPDFNotes.html>

---

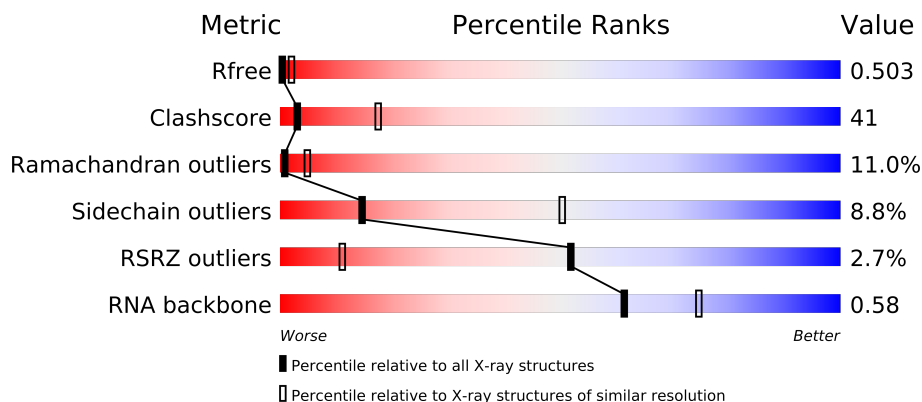
The following versions of software and data (see [references](#)) were used in the production of this report:

MolProbity	:	4.02b-467
Mogul	:	1.15 2013
Xtriage (Phenix)	:	dev-1323
EDS	:	stable22639
Percentile statistics	:	21963
Refmac	:	5.8.0049
CCP4	:	6.3.0 (Settle)
Ideal geometry (proteins)	:	Engh & Huber (2001)
Ideal geometry (DNA, RNA)	:	Parkinson et. al. (1996)
Validation Pipeline (wwPDB-VP)	:	stable22683

# 1 Overall quality at a glance

The reported resolution of this entry is 3.20 Å.

Percentile scores (ranging between 0-100) for global validation metrics of the entry are shown in the following graphic. The table shows the number of entries on which the scores are based.



Metric	Whole archive (#Entries)	Similar resolution (#Entries, resolution range(Å))
$R_{free}$	66092	1824 (3.30-3.10)
Clashscore	79885	1078 (3.26-3.14)
Ramachandran outliers	78287	1059 (3.26-3.14)
Sidechain outliers	78261	1058 (3.26-3.14)
RSRZ outliers	66119	1825 (3.30-3.10)
RNA backbone	1838	1002 (3.72-2.68)

The table below summarises the geometric issues observed across the polymeric chains and their fit to the electron density. The red, orange, yellow and green segments on the lower bar indicate the fraction of residues that contain outliers for  $\geq 3$ , 2, 1 and 0 types of geometric quality criteria. The upper red bar (where present) indicates the fraction of residues that have poor fit to the electron density.

Mol	Chain	Length	Quality of chain
1	A	1522	
2	B	256	
3	C	239	
4	D	209	
5	E	162	
6	F	101	
7	G	156	
8	H	138	
9	I	128	
10	J	105	
11	K	129	
12	L	135	

Continued on next page...

*Continued from previous page...*

Mol	Chain	Length	Quality of chain
13	M	126	
14	N	61	
15	O	89	
16	P	88	
17	Q	105	
18	R	88	
19	S	93	
20	T	106	
21	U	27	
22	V	77	
22	W	77	
23	X	25	
24	Y	97	

## 2 Entry composition

There are 27 unique types of molecules in this entry. The entry contains 57102 atoms, of which 0 are hydrogen and 0 are deuterium.

In the tables below, the ZeroOcc column contains the number of atoms modelled with zero occupancy, the AltConf column contains the number of residues with at least one atom in alternate conformation and the Trace column contains the number of residues modelled with at most 2 atoms.

- Molecule 1 is a RNA chain called 16S RRNA.

Mol	Chain	Residues	Atoms					ZeroOcc	AltConf	Trace
1	A	1508	Total	C	N	O	P	0	0	0
			32412	14427	6003	10475	1507			

- Molecule 2 is a protein called 30S RIBOSOMAL PROTEIN S2.

Mol	Chain	Residues	Atoms					ZeroOcc	AltConf	Trace
2	B	235	Total	C	N	O	S	0	0	1
			1901	1213	342	341	5			

- Molecule 3 is a protein called 30S RIBOSOMAL PROTEIN S3.

Mol	Chain	Residues	Atoms					ZeroOcc	AltConf	Trace
3	C	207	Total	C	N	O	S	0	0	1
			1613	1016	315	281	1			

- Molecule 4 is a protein called 30S RIBOSOMAL PROTEIN S4.

Mol	Chain	Residues	Atoms					ZeroOcc	AltConf	Trace
4	D	208	Total	C	N	O	S	0	0	1
			1692	1060	336	289	7			

- Molecule 5 is a protein called 30S RIBOSOMAL PROTEIN S5.

Mol	Chain	Residues	Atoms					ZeroOcc	AltConf	Trace
5	E	151	Total	C	N	O	S	0	0	1
			1147	724	218	201	4			

- Molecule 6 is a protein called 30S RIBOSOMAL PROTEIN S6.

Mol	Chain	Residues	Atoms					ZeroOcc	AltConf	Trace
6	F	101	Total	C	N	O	S	0	0	0
			843	531	155	154	3			

- Molecule 7 is a protein called 30S RIBOSOMAL PROTEIN S7.

Mol	Chain	Residues	Atoms					ZeroOcc	AltConf	Trace
7	G	155	Total	C	N	O	S	0	0	0
			1257	781	252	218	6			

- Molecule 8 is a protein called 30S RIBOSOMAL PROTEIN S8.

Mol	Chain	Residues	Atoms					ZeroOcc	AltConf	Trace
8	H	138	Total	C	N	O	S	0	0	0
			1116	705	215	193	3			

- Molecule 9 is a protein called 30S RIBOSOMAL PROTEIN S9.

Mol	Chain	Residues	Atoms					ZeroOcc	AltConf	Trace
9	I	127	Total	C	N	O	S	0	0	0
			1011	639	198	174				

- Molecule 10 is a protein called 30S RIBOSOMAL PROTEIN S10.

Mol	Chain	Residues	Atoms					ZeroOcc	AltConf	Trace
10	J	99	Total	C	N	O	S	0	0	1
			795	499	157	138	1			

- Molecule 11 is a protein called 30S RIBOSOMAL PROTEIN S11.

Mol	Chain	Residues	Atoms					ZeroOcc	AltConf	Trace
11	K	119	Total	C	N	O	S	0	0	0
			885	549	168	165	3			

- Molecule 12 is a protein called 30S RIBOSOMAL PROTEIN S12.

Mol	Chain	Residues	Atoms					ZeroOcc	AltConf	Trace
12	L	125	Total	C	N	O	S	0	0	1
			971	611	196	163	1			

- Molecule 13 is a protein called 30S RIBOSOMAL PROTEIN S13.

Mol	Chain	Residues	Atoms					ZeroOcc	AltConf	Trace
13	M	118	Total	C	N	O	S	0	0	1
			934	577	193	162	2			

- Molecule 14 is a protein called 30S RIBOSOMAL PROTEIN S14 TYPE Z.

Mol	Chain	Residues	Atoms					ZeroOcc	AltConf	Trace
14	N	60	Total	C	N	O	S	0	0	0
			492	312	104	72	4			

- Molecule 15 is a protein called 30S RIBOSOMAL PROTEIN S15.

Mol	Chain	Residues	Atoms					ZeroOcc	AltConf	Trace
15	O	88	Total	C	N	O	S	0	0	0
			734	459	147	126	2			

- Molecule 16 is a protein called 30S RIBOSOMAL PROTEIN S16.

Mol	Chain	Residues	Atoms					ZeroOcc	AltConf	Trace
16	P	84	Total	C	N	O	S	0	0	1
			701	443	140	117	1			

- Molecule 17 is a protein called 30S RIBOSOMAL PROTEIN S17.

Mol	Chain	Residues	Atoms					ZeroOcc	AltConf	Trace
17	Q	100	Total	C	N	O	S	0	0	1
			824	528	152	142	2			

- Molecule 18 is a protein called 30S RIBOSOMAL PROTEIN S18.

Mol	Chain	Residues	Atoms				ZeroOcc	AltConf	Trace
18	R	70	Total	C	N	O	0	0	0
			574	367	112	95			

- Molecule 19 is a protein called 30S RIBOSOMAL PROTEIN S19.

Mol	Chain	Residues	Atoms					ZeroOcc	AltConf	Trace
19	S	85	Total	C	N	O	S	0	0	1
			671	427	124	118	2			

- Molecule 20 is a protein called 30S RIBOSOMAL PROTEIN S20.

Mol	Chain	Residues	Atoms					ZeroOcc	AltConf	Trace
20	T	99	Total	C	N	O	S	0	0	0
			763	470	162	129	2			

- Molecule 21 is a protein called 30S RIBOSOMAL PROTEIN THX.

Mol	Chain	Residues	Atoms				ZeroOcc	AltConf	Trace
21	U	25	Total	C	N	O	0	0	1
			209	128	51	30			

- Molecule 22 is a RNA chain called E-SITE TRNA PHE OR P-SITE TRNA PHE.

Mol	Chain	Residues	Atoms					ZeroOcc	AltConf	Trace
22	V	77	Total	C	N	O	P	0	0	0
			1640	732	297	535	76			
22	W	77	Total	C	N	O	P	0	0	0
			1640	732	297	535	76			

- Molecule 23 is a RNA chain called MRNA.

Mol	Chain	Residues	Atoms					ZeroOcc	AltConf	Trace
23	X	16	Total	C	N	O	P	0	0	0
			341	155	66	105	15			

- Molecule 24 is a protein called COLICIN-E3.

Mol	Chain	Residues	Atoms				ZeroOcc	AltConf	Trace
24	Y	97	Total	C	N	O	0	0	0
			769	483	144	142			

There is a discrepancy between the modelled and reference sequences:

Chain	Residue	Modelled	Actual	Comment	Reference
Y	58	ALA	HIS	ENGINEERED MUTATION	UNP P06646

- Molecule 25 is ZINC ION (three-letter code: ZN) (formula: Zn).

Mol	Chain	Residues	Atoms		ZeroOcc	AltConf
25	Z	2	Total	Zn	0	0
			2	2		

- Molecule 26 is MAGNESIUM ION (three-letter code: MG) (formula: Mg).

Mol	Chain	Residues	Atoms		ZeroOcc	AltConf
26	Z	1163	Total	Mg	0	0
			1163	1163		

- Molecule 27 is water.

Mol	Chain	Residues	Atoms		ZeroOcc	AltConf
27	A	2	Total	O	0	0
			2	2		





### 3 Residue-property plots

These plots are drawn for all protein, RNA and DNA chains in the entry. The first graphic for a chain summarises the proportions of errors displayed in the second graphic. The second graphic shows the sequence view annotated by issues in geometry and electron density. Residues are color-coded according to the number of geometric quality criteria for which they contain at least one outlier: green = 0, yellow = 1, orange = 2 and red = 3 or more. A red dot above a residue indicates a poor fit to the electron density ( $RSRZ > 2$ ). Stretches of 2 or more consecutive residues without any outlier are shown as a green connector. Residues present in the sample, but not in the model, are shown in grey.

#### • Molecule 1: 16S RRNA

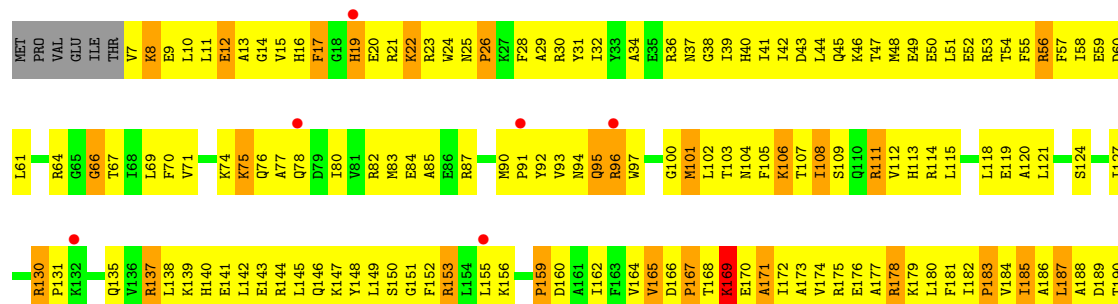
Chain A: 

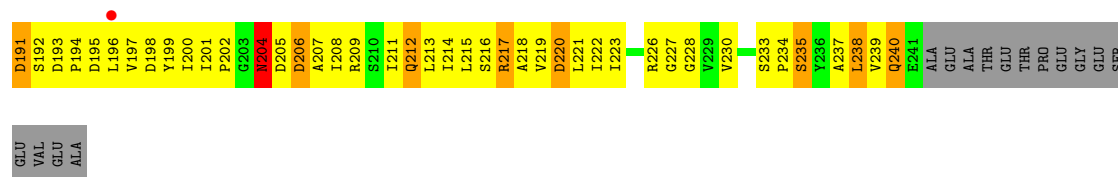




# • Molecule 2: 30S RIBOSOMAL PROTEIN S2

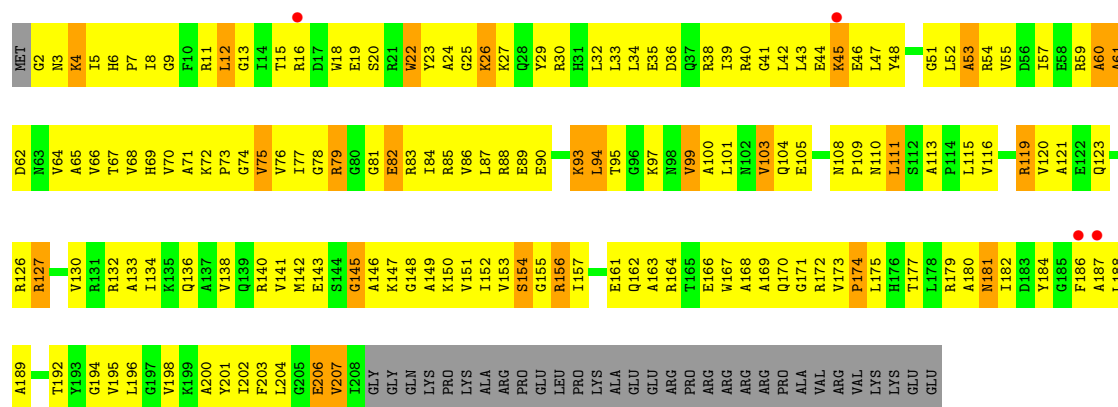
Chain B:





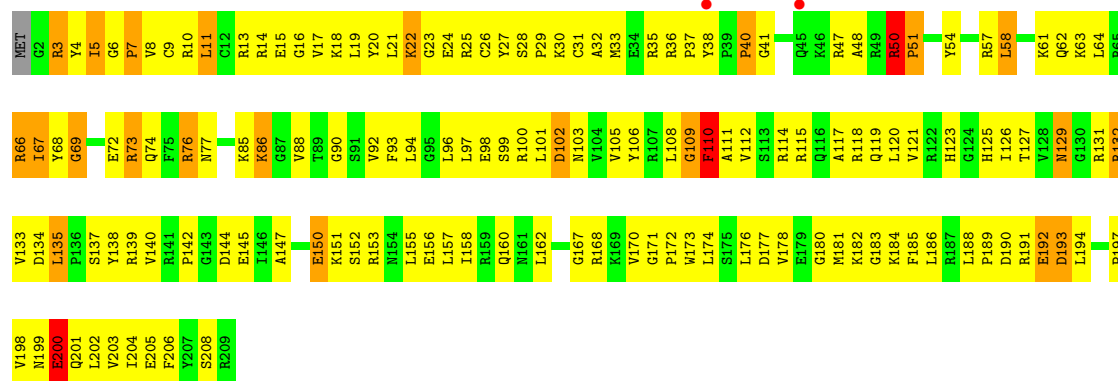
### • Molecule 3: 30S RIBOSOMAL PROTEIN S3

Chain C: █ █ █ █



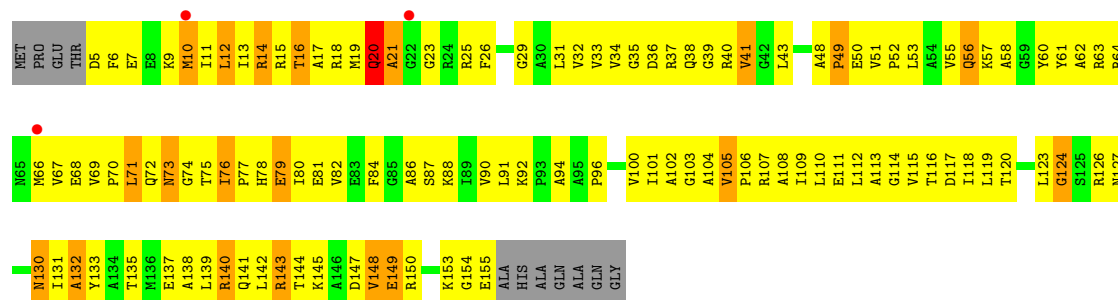
### • Molecule 4: 30S RIBOSOMAL PROTEIN S4

Chain D: █ █ █ █



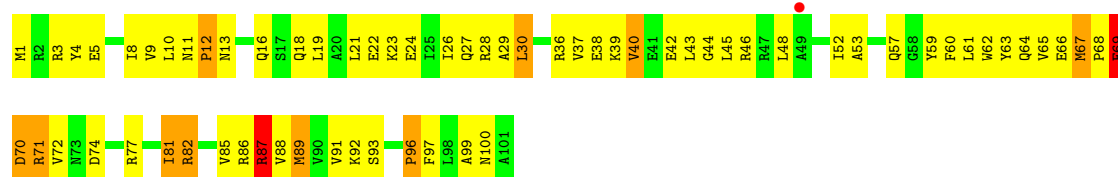
### • Molecule 5: 30S RIBOSOMAL PROTEIN S5

Chain E: █ █ █ █



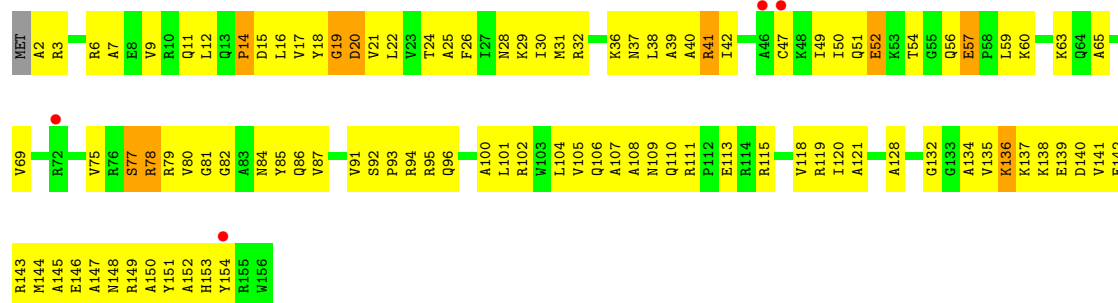
### • Molecule 6: 30S RIBOSOMAL PROTEIN S6

Chain F: 



• Molecule 7: 30S RIBOSOMAL PROTEIN S7

Chain G: 



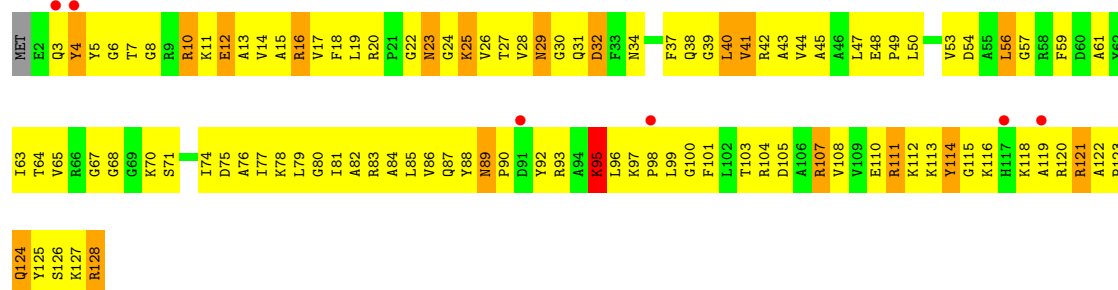
• Molecule 8: 30S RIBOSOMAL PROTEIN S8

Chain H: 



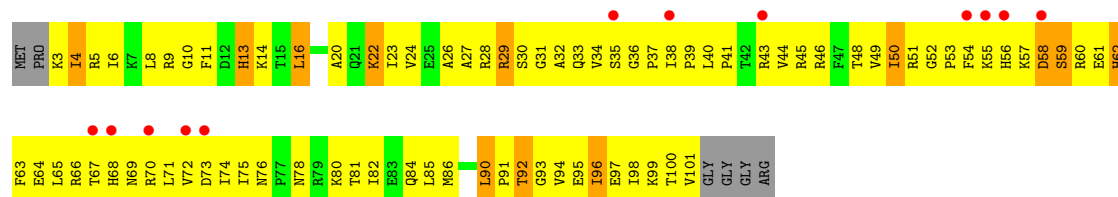
• Molecule 9: 30S RIBOSOMAL PROTEIN S9

Chain I: 



• Molecule 10: 30S RIBOSOMAL PROTEIN S10

Chain J: 



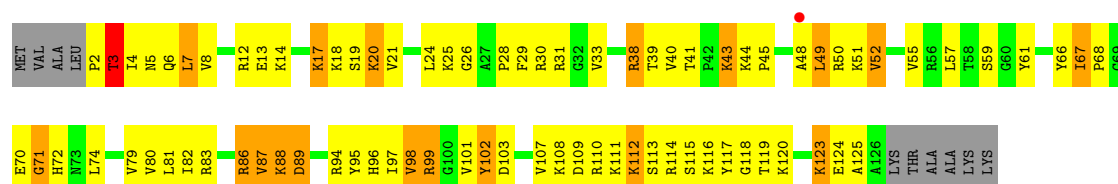
• Molecule 11: 30S RIBOSOMAL PROTEIN S11

Chain K:



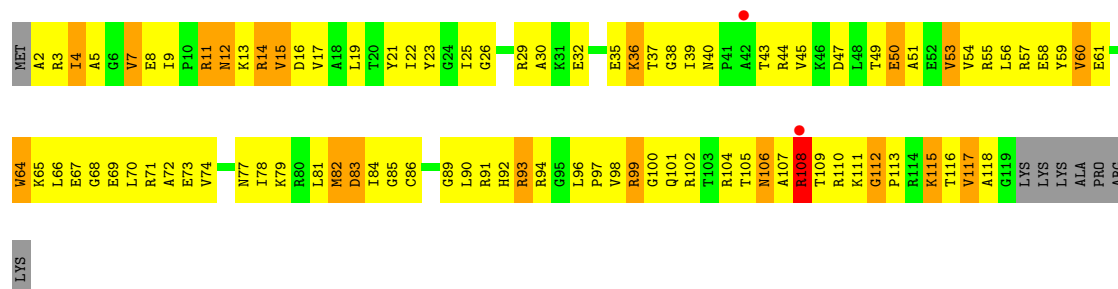
• Molecule 12: 30S RIBOSOMAL PROTEIN S12

Chain L:



• Molecule 13: 30S RIBOSOMAL PROTEIN S13

Chain M:



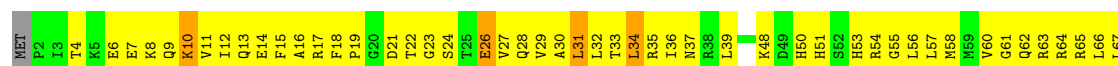
• Molecule 14: 30S RIBOSOMAL PROTEIN S14 TYPE Z

Chain N:



• Molecule 15: 30S RIBOSOMAL PROTEIN S15

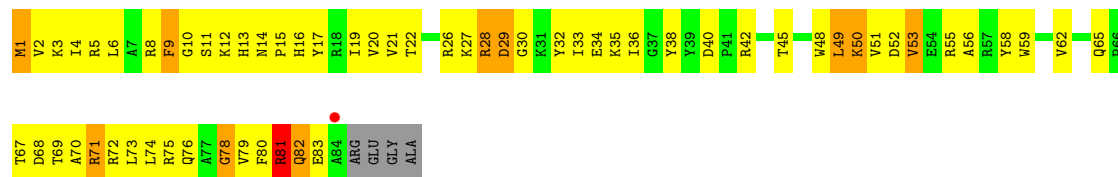
Chain O:





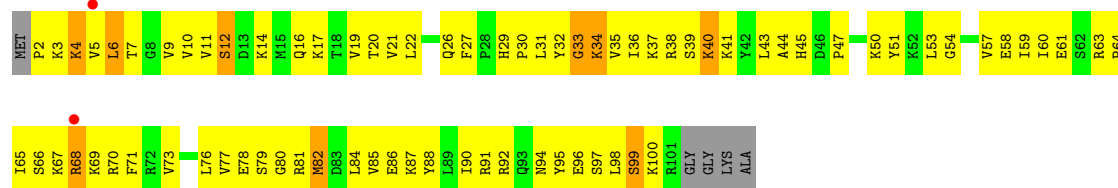
• Molecule 16: 30S RIBOSOMAL PROTEIN S16

Chain P:



• Molecule 17: 30S RIBOSOMAL PROTEIN S17

Chain Q:



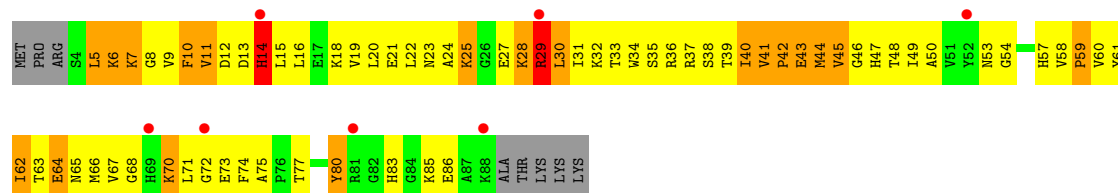
• Molecule 18: 30S RIBOSOMAL PROTEIN S18

Chain R:



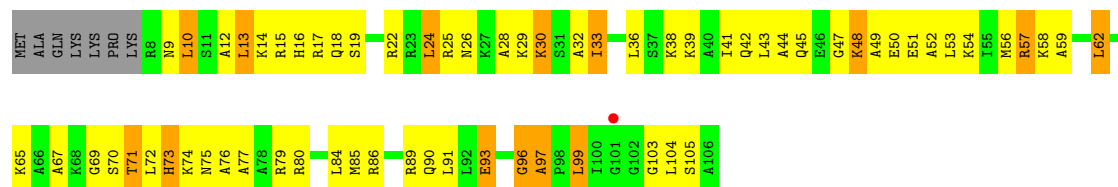
• Molecule 19: 30S RIBOSOMAL PROTEIN S19

Chain S:




• Molecule 20: 30S RIBOSOMAL PROTEIN S20

Chain T:



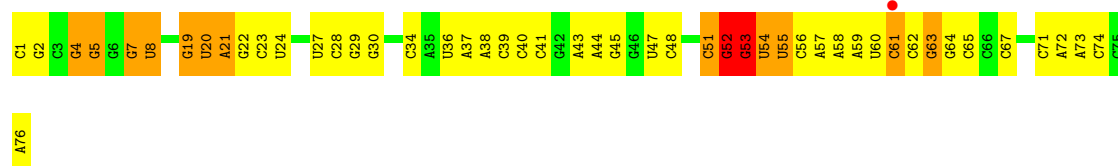
• Molecule 21: 30S RIBOSOMAL PROTEIN THX

Chain U: 



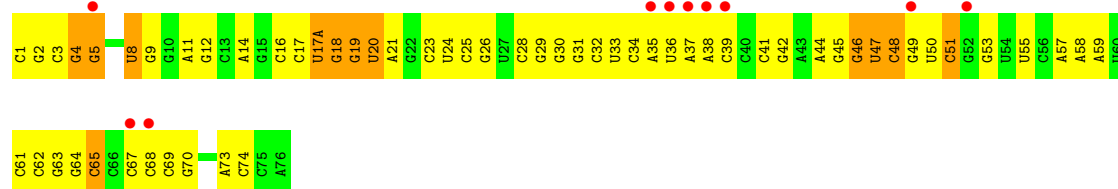
- Molecule 22: E-SITE TRNA PHE OR P-SITE TRNA PHE

Chain V: 



- Molecule 22: E-SITE TRNA PHE OR P-SITE TRNA PHE

Chain W: 



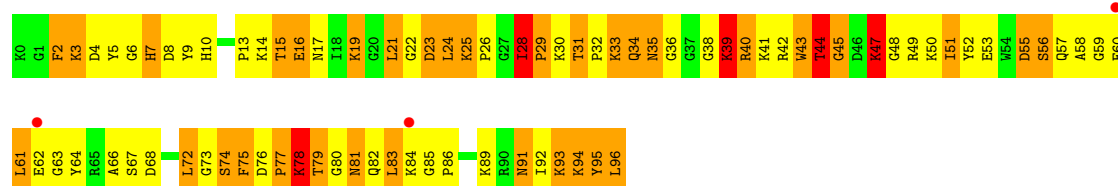
- Molecule 23: MRNA

Chain X: 



- Molecule 24: COLICIN-E3

Chain Y: 



## 4 Data and refinement statistics

Property	Value	Source
Space group	P 21 21 21	Depositor
Cell constants a, b, c, $\alpha$ , $\beta$ , $\gamma$	212.04Å 453.51Å 616.10Å 90.00° 90.00° 90.00°	Depositor
Resolution (Å)	44.53 – 3.20 44.53 – 3.20	Depositor EDS
% Data completeness (in resolution range)	99.4 (44.53-3.20) 99.5 (44.53-3.20)	Depositor EDS
$R_{merge}$	0.11	Depositor
$R_{sym}$	(Not available)	Depositor
$\langle I/\sigma(I) \rangle$ <sup>1</sup>	1.81 (at 3.19Å)	Xtriage
Refinement program	CNS 1.2	Depositor
R, $R_{free}$	0.228 , 0.270 0.502 , 0.503	Depositor DCC
$R_{free}$ test set	44842 reflections (4.67%)	DCC
Wilson B-factor (Å <sup>2</sup> )	87.1	Xtriage
Anisotropy	0.142	Xtriage
Bulk solvent $k_{sol}$ (e/Å <sup>3</sup> ), $B_{sol}$ (Å <sup>2</sup> )	0.27 , 76.3	EDS
Estimated twinning fraction	No twinning to report.	Xtriage
L-test for twinning	$\langle  L  \rangle = 0.45$ , $\langle L^2 \rangle = 0.28$	Xtriage
Outliers	0 of 960332 reflections	Xtriage
$F_o, F_c$ correlation	0.54	EDS
Total number of atoms	57102	wwPDB-VP
Average B, all atoms (Å <sup>2</sup> )	123.0	wwPDB-VP

Xtriage's analysis on translational NCS is as follows: *The largest off-origin peak in the Patterson function is 1.58% of the height of the origin peak. No significant pseudotranslation is detected.*

<sup>1</sup>Intensities estimated from amplitudes.



## 5 Model quality ⓘ

### 5.1 Standard geometry ⓘ

Bond lengths and bond angles in the following residue types are not validated in this section: ZN, A3P, MG

The Z score for a bond length (or angle) is the number of standard deviations the observed value is removed from the expected value. A bond length (or angle) with  $|Z| > 5$  is considered an outlier worth inspection. RMSZ is the root-mean-square of all Z scores of the bond lengths (or angles).

Mol	Chain	Bond lengths		Bond angles	
		RMSZ	$\# Z  > 5$	RMSZ	$\# Z  > 5$
1	A	0.39	0/36252	0.68	9/56580 (0.0%)
2	B	0.32	0/1936	0.59	0/2611
3	C	0.30	0/1637	0.55	0/2207
4	D	0.37	0/1722	0.85	6/2306 (0.3%)
5	E	0.34	0/1163	0.62	0/1566
6	F	0.32	0/856	0.62	0/1154
7	G	0.29	0/1276	0.52	0/1709
8	H	0.33	0/1136	0.60	0/1527
9	I	0.32	0/1027	0.57	0/1372
10	J	0.33	0/808	0.55	0/1087
11	K	0.31	0/900	0.58	0/1213
12	L	0.38	0/987	0.87	3/1322 (0.2%)
13	M	0.31	0/941	0.62	0/1258
14	N	0.33	0/501	0.54	0/664
15	O	0.35	0/745	0.60	0/992
16	P	0.37	0/717	0.61	0/965
17	Q	0.37	0/837	0.62	0/1119
18	R	0.33	0/579	0.60	0/768
19	S	0.33	0/685	0.54	0/922
20	T	0.31	0/765	0.57	0/1007
21	U	0.45	0/213	0.53	0/279
22	V	2.00	34/1832 (1.9%)	2.16	50/2855 (1.8%)
22	W	0.41	0/1832	0.71	0/2855
23	X	2.66	24/383 (6.3%)	4.32	117/595 (19.7%)
24	Y	1.30	4/790 (0.5%)	1.44	14/1055 (1.3%)
All	All	0.57	62/60520 (0.1%)	0.85	199/89988 (0.2%)

Chiral center outliers are detected by calculating the chiral volume of a chiral center and verifying if the center is modelled as a planar moiety or with the opposite hand. A planarity outlier is detected by checking planarity of atoms in a peptide group, atoms in a mainchain group or atoms of a sidechain that are expected to be planar.

Mol	Chain	#Chirality outliers	#Planarity outliers
1	A	1	10
22	V	0	1
24	Y	0	1
All	All	1	12

The worst 5 of 62 bond length outliers are listed below:

Mol	Chain	Res	Type	Atoms	Z	Observed(Å)	Ideal(Å)
22	V	53	G	N3-C4	-27.79	1.16	1.35
22	V	53	G	C2-N3	-27.03	1.11	1.32
22	V	52	G	N7-C5	-25.47	1.24	1.39
22	V	52	G	N9-C4	-25.25	1.17	1.38
22	V	52	G	C5-C6	-22.33	1.20	1.42

The worst 5 of 199 bond angle outliers are listed below:

Mol	Chain	Res	Type	Atoms	Z	Observed(°)	Ideal(°)
22	V	52	G	C4-C5-N7	30.84	123.13	110.80
22	V	53	G	N3-C2-N2	-29.82	99.03	119.90
22	V	52	G	C5-N7-C8	-28.61	89.99	104.30
22	V	53	G	C5'-C4'-O4'	-26.14	77.74	109.10
22	V	53	G	N3-C4-N9	-25.89	110.46	126.00

All (1) chirality outliers are listed below:

Mol	Chain	Res	Type	Atom
1	A	575	G	C3'

5 of 12 planarity outliers are listed below:

Mol	Chain	Res	Type	Group
1	A	115	G	Sidechain
1	A	120	A	Sidechain
1	A	575	G	Sidechain
1	A	587	G	Sidechain
1	A	731	G	Sidechain

## 5.2 Close contacts ⓘ

In the following table, the Non-H and H(model) columns list the number of non-hydrogen atoms and hydrogen atoms in the chain respectively. The H(added) column lists the number of hydrogens added by MolProbity. The Clashes column lists the number of clashes within the asymmetric unit,

and the number in parentheses is this value normalized per 1000 atoms of the molecule in the chain. The Symm-Clashes column gives symmetry related clashes, in the same way as for the Clashes column.

Mol	Chain	Non-H	H(model)	H(added)	Clashes	Symm-Clashes
1	A	32412	0	16354	1291	0
2	B	1901	0	1951	297	0
3	C	1613	0	1676	245	0
4	D	1692	0	1752	193	0
5	E	1147	0	1206	172	0
6	F	843	0	857	95	0
7	G	1257	0	1296	134	0
8	H	1116	0	1177	159	0
9	I	1011	0	1041	160	0
10	J	795	0	840	156	0
11	K	885	0	904	99	0
12	L	971	0	1055	117	0
13	M	934	0	989	119	0
14	N	492	0	530	74	0
15	O	734	0	771	79	0
16	P	701	0	719	93	0
17	Q	824	0	890	88	0
18	R	574	0	644	90	0
19	S	671	0	689	111	0
20	T	763	0	861	74	0
21	U	209	0	221	42	0
22	V	1640	0	832	80	0
22	W	1640	0	837	58	0
23	X	341	0	174	126	0
24	Y	769	0	763	227	0
25	Z	2	0	0	0	0
26	Z	1163	0	0	0	0
27	A	2	0	0	0	0
All	All	57102	0	39029	3975	0

Clashscore is defined as the number of clashes calculated for the entry per 1000 atoms (including hydrogens) of the entry. The overall clashscore for this entry is 41.

The worst 5 of 3975 close contacts within the same asymmetric unit are listed below.

Atom-1	Atom-2	Distance(Å)	Clash(Å)
3:C:162:GLN:HB2	23:X:23:A:C5	1.34	1.59
12:L:41:THR:CG2	24:Y:7:HIS:HB3	1.44	1.47
12:L:38:ARG:NH2	24:Y:6:GLY:N	1.62	1.43
24:Y:28:ILE:CD1	24:Y:29:PRO:HD2	1.55	1.36

*Continued on next page...*

*Continued from previous page...*

Atom-1	Atom-2	Distance(Å)	Clash(Å)
24:Y:33:LYS:CB	24:Y:36:GLY:HA3	1.57	1.35

There are no symmetry-related clashes.

## 5.3 Torsion angles

### 5.3.1 Protein backbone ⓘ

In the following table, the Percentiles column shows the percent Ramachandran outliers of the chain as a percentile score with respect to all X-ray entries followed by that with respect to entries of similar resolution. The Analysed column shows the number of residues for which the backbone conformation was analysed, and the total number of residues.

Mol	Chain	Analysed	Favoured	Allowed	Outliers	Percentiles	
2	B	233/256 (91%)	133 (57%)	67 (29%)	33 (14%)	0	2
3	C	205/239 (86%)	130 (63%)	50 (24%)	25 (12%)	1	3
4	D	206/209 (99%)	139 (68%)	45 (22%)	22 (11%)	1	5
5	E	149/162 (92%)	101 (68%)	33 (22%)	15 (10%)	1	6
6	F	99/101 (98%)	74 (75%)	13 (13%)	12 (12%)	1	4
7	G	153/156 (98%)	107 (70%)	35 (23%)	11 (7%)	2	13
8	H	136/138 (99%)	99 (73%)	31 (23%)	6 (4%)	4	29
9	I	121/128 (94%)	75 (62%)	31 (26%)	15 (12%)	1	3
10	J	97/105 (92%)	64 (66%)	28 (29%)	5 (5%)	3	25
11	K	117/129 (91%)	76 (65%)	28 (24%)	13 (11%)	1	4
12	L	123/135 (91%)	89 (72%)	21 (17%)	13 (11%)	1	5
13	M	110/126 (87%)	62 (56%)	27 (24%)	21 (19%)	0	0
14	N	58/61 (95%)	37 (64%)	14 (24%)	7 (12%)	1	4
15	O	86/89 (97%)	54 (63%)	25 (29%)	7 (8%)	1	10
16	P	82/88 (93%)	55 (67%)	18 (22%)	9 (11%)	1	5
17	Q	98/105 (93%)	65 (66%)	21 (21%)	12 (12%)	1	3
18	R	68/88 (77%)	36 (53%)	22 (32%)	10 (15%)	0	2
19	S	83/93 (89%)	48 (58%)	18 (22%)	17 (20%)	0	0
20	T	97/106 (92%)	62 (64%)	25 (26%)	10 (10%)	1	6
21	U	23/27 (85%)	11 (48%)	10 (44%)	2 (9%)	1	8

*Continued on next page...*

*Continued from previous page...*

Mol	Chain	Analysed	Favoured	Allowed	Outliers	Percentiles
24	Y	95/97 (98%)	81 (85%)	10 (10%)	4 (4%)	4 31
All	All	2439/2638 (92%)	1598 (66%)	572 (24%)	269 (11%)	1 5

5 of 269 Ramachandran outliers are listed below:

Mol	Chain	Res	Type
2	B	75	LYS
2	B	83	MET
2	B	101	MET
2	B	150	SER
2	B	238	LEU

### 5.3.2 Protein sidechains ⓘ

In the following table, the Percentiles column shows the percent sidechain outliers of the chain as a percentile score with respect to all X-ray entries followed by that with respect to entries of similar resolution. The Analysed column shows the number of residues for which the sidechain conformation was analysed, and the total number of residues.

Mol	Chain	Analysed	Rotameric	Outliers	Percentiles
2	B	202/220 (92%)	185 (92%)	17 (8%)	16 53
3	C	160/188 (85%)	151 (94%)	9 (6%)	30 75
4	D	179/181 (99%)	165 (92%)	14 (8%)	18 59
5	E	115/123 (94%)	105 (91%)	10 (9%)	15 51
6	F	90/90 (100%)	87 (97%)	3 (3%)	50 87
7	G	126/127 (99%)	124 (98%)	2 (2%)	75 94
8	H	119/119 (100%)	110 (92%)	9 (8%)	19 60
9	I	98/99 (99%)	88 (90%)	10 (10%)	11 40
10	J	88/92 (96%)	78 (89%)	10 (11%)	8 35
11	K	90/99 (91%)	85 (94%)	5 (6%)	30 75
12	L	104/111 (94%)	95 (91%)	9 (9%)	15 51
13	M	94/101 (93%)	86 (92%)	8 (8%)	15 53
14	N	49/50 (98%)	45 (92%)	4 (8%)	17 56
15	O	79/80 (99%)	74 (94%)	5 (6%)	25 69
16	P	72/74 (97%)	67 (93%)	5 (7%)	22 65
17	Q	94/97 (97%)	91 (97%)	3 (3%)	51 87

*Continued on next page...*

Continued from previous page...

Mol	Chain	Analysed	Rotameric	Outliers	Percentiles
18	R	61/77 (79%)	59 (97%)	2 (3%)	50 87
19	S	72/80 (90%)	62 (86%)	10 (14%)	5 24
20	T	76/82 (93%)	67 (88%)	9 (12%)	8 33
21	U	19/22 (86%)	17 (90%)	2 (10%)	10 39
24	Y	78/78 (100%)	42 (54%)	36 (46%)	0 0
All	All	2065/2190 (94%)	1883 (91%)	182 (9%)	14 50

5 of 182 residues with a non-rotameric sidechain are listed below:

Mol	Chain	Res	Type
10	J	96	ILE
13	M	64	TRP
24	Y	67	SER
11	K	38	ASN
12	L	18	LYS

Some sidechains can be flipped to improve hydrogen bonding and reduce clashes. 5 of 65 such sidechains are listed below:

Mol	Chain	Res	Type
7	G	11	GLN
7	G	148	ASN
20	T	42	GLN
7	G	13	GLN
7	G	84	ASN

### 5.3.3 RNA ⓘ

Mol	Chain	Analysed	Backbone Outliers	Pucker Outliers
1	A	1505/1522 (98%)	206 (13%)	21 (1%)
22	V	76/77 (98%)	18 (23%)	1 (1%)
22	W	76/77 (98%)	14 (18%)	1 (1%)
23	X	15/25 (60%)	14 (93%)	10 (66%)
All	All	1672/1701 (98%)	252 (15%)	33 (1%)

5 of 252 RNA backbone outliers are listed below:

Mol	Chain	Res	Type
1	A	4	U

Continued on next page...

*Continued from previous page...*

Mol	Chain	Res	Type
1	A	5	U
1	A	6	G
1	A	9	G
1	A	31	G

5 of 33 RNA pucker outliers are listed below:

Mol	Chain	Res	Type
1	A	913	A
1	A	1300	G
23	X	22	A
1	A	1049	U
1	A	1067	A

## 5.4 Non-standard residues in protein, DNA, RNA chains ⓘ

1 non-standard protein/DNA/RNA residue is modelled in this entry.

In the following table, the Counts columns list the number of bonds (or angles) for which Mogul statistics could be retrieved, the number of bonds (or angles) that are observed in the model and the number of bonds (or angles) that are defined in the chemical component dictionary. The Link column lists molecule types, if any, to which the group is linked. The Z score for a bond length (or angle) is the number of standard deviations the observed value is removed from the expected value. A bond length (or angle) with  $|Z| > 2$  is considered an outlier worth inspection. RMSZ is the root-mean-square of all Z scores of the bond lengths (or angles).

Mol	Type	Chain	Res	Link	Bond lengths			Bond angles		
					Counts	RMSZ	$\# Z  > 2$	Counts	RMSZ	$\# Z  > 2$
1	A3P	A	1493	1	26,28,29	0.77	0	39,42,45	2.07	4 (10%)

In the following table, the Chirals column lists the number of chiral outliers, the number of chiral centers analysed, the number of these observed in the model and the number defined in the chemical component dictionary. Similar counts are reported in the Torsion and Rings columns. '-' means no outliers of that kind were identified.

Mol	Type	Chain	Res	Link	Chirals	Torsions	Rings
1	A3P	A	1493	1	-	0/13/30/31	0/1/3/3

There are no bond length outliers.

All (4) bond angle outliers are listed below:

Mol	Chain	Res	Type	Atoms	Z	Observed( $^{\circ}$ )	Ideal( $^{\circ}$ )
1	A	1493	A3P	O2P-P1-O3'	-8.14	83.64	107.09
1	A	1493	A3P	O3'-P1-O1P	6.61	125.27	106.79
1	A	1493	A3P	P1-O3'-C3'	-5.55	110.27	121.96
1	A	1493	A3P	O2P-P1-O1P	2.64	119.09	110.44

There are no chirality outliers.

There are no torsion outliers.

There are no ring outliers.

## 5.5 Carbohydrates ⓘ

There are no carbohydrates in this entry.

## 5.6 Ligand geometry ⓘ

Of 1165 ligands modelled in this entry, 1165 are monoatomic - leaving 0 for Mogul analysis.

There are no bond length outliers.

There are no bond angle outliers.

There are no chirality outliers.

There are no torsion outliers.

There are no ring outliers.

## 5.7 Other polymers ⓘ

There are no such residues in this entry.

## 5.8 Polymer linkage issues

There are no chain breaks in this entry.



## 6 Fit of model and data ⓘ

### 6.1 Protein, DNA and RNA chains ⓘ

In the following table, the column labelled ‘#RSRZ> 2’ contains the number (and percentage) of RSRZ outliers, followed by percent RSRZ outliers for the chain as percentile scores relative to all X-ray entries and entries of similar resolution. The OWAB column contains the minimum, median, 95<sup>th</sup> percentile and maximum values of the occupancy-weighted average B-factor per residue. The column labelled ‘Q< 0.9’ lists the number of (and percentage) of residues with an average occupancy less than 0.9.

Mol	Chain	Analysed	<RSRZ>	#RSRZ>2	OWAB(Å <sup>2</sup> )	Q<0.9
1	A	1508/1522 (99%)	-0.05	22 (1%) 70 21	54, 107, 196, 201	0
2	B	235/256 (91%)	0.15	7 (2%) 48 10	77, 152, 197, 201	0
3	C	207/239 (86%)	0.03	4 (1%) 64 18	83, 149, 188, 201	0
4	D	208/209 (99%)	-0.07	2 (0%) 79 29	65, 105, 149, 180	0
5	E	151/162 (93%)	-0.07	3 (1%) 62 17	70, 107, 155, 198	0
6	F	101/101 (100%)	-0.23	1 (0%) 79 29	70, 125, 163, 190	0
7	G	155/156 (99%)	0.18	4 (2%) 53 11	85, 141, 184, 201	0
8	H	138/138 (100%)	-0.03	0 100 100	66, 108, 151, 171	0
9	I	127/128 (99%)	0.44	6 (4%) 30 6	94, 164, 200, 201	0
10	J	99/105 (94%)	0.52	12 (12%) 5 1	105, 169, 201, 201	0
11	K	119/129 (92%)	-0.10	1 (0%) 83 35	60, 113, 168, 197	0
12	L	125/135 (92%)	-0.08	1 (0%) 83 35	59, 90, 144, 201	0
13	M	118/126 (93%)	-0.00	2 (1%) 67 19	96, 152, 189, 201	0
14	N	60/61 (98%)	0.66	2 (3%) 44 9	99, 153, 198, 201	0
15	O	88/89 (98%)	-0.21	0 100 100	69, 102, 149, 171	0
16	P	84/88 (95%)	0.01	1 (1%) 75 26	60, 92, 143, 195	0
17	Q	100/105 (95%)	0.06	2 (2%) 62 17	63, 97, 134, 156	0
18	R	70/88 (79%)	-0.03	0 100 100	78, 116, 165, 178	0
19	S	85/93 (91%)	0.37	7 (8%) 12 3	101, 164, 198, 201	0
20	T	99/106 (93%)	-0.05	1 (1%) 79 29	60, 104, 163, 191	0
21	U	25/27 (92%)	1.30	3 (12%) 5 1	91, 151, 184, 201	0
22	V	77/77 (100%)	-0.29	1 (1%) 74 24	55, 106, 161, 194	0
22	W	77/77 (100%)	0.64	10 (12%) 4 1	125, 201, 201, 201	0
23	X	16/25 (64%)	0.82	1 (6%) 19 4	84, 199, 201, 201	0

*Continued on next page...*

*Continued from previous page...*

Mol	Chain	Analysed	<RSRZ>	#RSRZ>2		OWAB(Å <sup>2</sup> )	Q<0.9
24	Y	97/97 (100%)	0.25	3 (3%)	47 10	99, 149, 192, 201	1 (1%)
All	All	4169/4339 (96%)	0.04	96 (2%)	52 13	54, 123, 196, 201	1 (0%)

The worst 5 of 96 RSRZ outliers are listed below:

Mol	Chain	Res	Type	RSRZ
16	P	84	ALA	10.8
22	W	37	A	7.5
22	W	36	U	6.9
22	W	39	C	6.0
21	U	25	LYS	5.7

## 6.2 Non-standard residues in protein, DNA, RNA chains ⓘ

In the following table, the Atoms column lists the number of modelled atoms in the group and the number defined in the chemical component dictionary. LLDF column lists the quality of electron density of the group with respect to its neighbouring residues in protein, DNA or RNA chains. The B-factors column lists the minimum, median, 95<sup>th</sup> percentile and maximum values of B factors of atoms in the group. The column labelled 'Q< 0.9' lists the number of atoms with occupancy less than 0.9.

Mol	Type	Chain	Res	Atoms	RSR	LLDF	B-factors(Å <sup>2</sup> )	Q<0.9
1	A3P	A	1493	26/27	0.34	-	151,182,188,189	0

## 6.3 Carbohydrates ⓘ

There are no carbohydrates in this entry.

## 6.4 Ligands ⓘ

In the following table, the Atoms column lists the number of modelled atoms in the group and the number defined in the chemical component dictionary. LLDF column lists the quality of electron density of the group with respect to its neighbouring residues in protein, DNA or RNA chains. The B-factors column lists the minimum, median, 95<sup>th</sup> percentile and maximum values of B factors of atoms in the group. The column labelled 'Q< 0.9' lists the number of atoms with occupancy less than 0.9.

Mol	Type	Chain	Res	Atoms	RSR	LLDF	B-factors(Å <sup>2</sup> )	Q<0.9
26	MG	Z	3460	1/1	0.07	-	66,66,66,66	1
26	MG	Z	542	1/1	0.68	-	80,80,80,80	0

*Continued on next page...*

*Continued from previous page...*

Mol	Type	Chain	Res	Atoms	RSR	LLDF	B-factors( $\text{\AA}^2$ )	Q<0.9
26	MG	Z	746	1/1	0.16	-	104,104,104,104	0
25	ZN	Z	5	1/1	0.13	-	153,153,153,153	0
26	MG	Z	3142	1/1	0.29	-	75,75,75,75	0
26	MG	Z	225	1/1	0.51	-	102,102,102,102	0
26	MG	Z	2	1/1	0.15	-	74,74,74,74	0
26	MG	Z	198	1/1	0.12	-	52,52,52,52	0
26	MG	Z	3504	1/1	0.18	-	98,98,98,98	0
26	MG	Z	90	1/1	0.33	-	90,90,90,90	0
26	MG	Z	7	1/1	0.07	-	79,79,79,79	0
26	MG	Z	699	1/1	0.07	-	62,62,62,62	0
26	MG	Z	311	1/1	0.32	-	60,60,60,60	0
26	MG	Z	149	1/1	0.21	-	89,89,89,89	0
26	MG	Z	102	1/1	0.22	-	57,57,57,57	0
26	MG	Z	3672	1/1	0.16	-	83,83,83,83	0
26	MG	Z	40	1/1	0.10	-	46,46,46,46	0
26	MG	Z	152	1/1	0.73	-	142,142,142,142	0
26	MG	Z	3052	1/1	0.12	-	75,75,75,75	0
26	MG	Z	572	1/1	0.64	-	105,105,105,105	0
26	MG	Z	581	1/1	0.37	-	79,79,79,79	0
26	MG	Z	3177	1/1	0.40	-	76,76,76,76	0
26	MG	Z	29	1/1	0.42	-	77,77,77,77	0
26	MG	Z	17	1/1	0.31	-	59,59,59,59	0
26	MG	Z	1712	1/1	0.37	-	78,78,78,78	0
26	MG	Z	1562	1/1	0.11	-	45,45,45,45	0
26	MG	Z	195	1/1	0.25	-	63,63,63,63	0
26	MG	Z	2956	1/1	0.10	-	37,37,37,37	0
26	MG	Z	3187	1/1	0.45	-	72,72,72,72	0
26	MG	Z	670	1/1	0.11	-	108,108,108,108	0
26	MG	Z	3331	1/1	0.27	-	95,95,95,95	0
26	MG	Z	2951	1/1	0.16	-	54,54,54,54	0
26	MG	Z	3168	1/1	0.50	-	58,58,58,58	0
26	MG	Z	1792	1/1	0.89	-	42,42,42,42	1
26	MG	Z	3027	1/1	0.46	-	110,110,110,110	0
26	MG	Z	1611	1/1	0.53	-	117,117,117,117	0
26	MG	Z	421	1/1	0.71	-	91,91,91,91	0
26	MG	Z	2927	1/1	0.09	-	77,77,77,77	0
26	MG	Z	594	1/1	1.40	-	97,97,97,97	0
26	MG	Z	3116	1/1	0.15	-	93,93,93,93	0
26	MG	Z	449	1/1	0.17	-	87,87,87,87	0
26	MG	Z	3141	1/1	0.22	-	83,83,83,83	0
26	MG	Z	2945	1/1	0.30	-	45,45,45,45	0
26	MG	Z	33	1/1	0.40	-	71,71,71,71	1

*Continued on next page...*

*Continued from previous page...*

Mol	Type	Chain	Res	Atoms	RSR	LLDF	B-factors( $\text{\AA}^2$ )	Q<0.9
26	MG	Z	2966	1/1	0.19	-	64,64,64,64	0
26	MG	Z	1827	1/1	0.94	-	106,106,106,106	0
26	MG	Z	3254	1/1	0.10	-	65,65,65,65	0
26	MG	Z	83	1/1	0.29	-	73,73,73,73	0
26	MG	Z	387	1/1	0.27	-	97,97,97,97	1
26	MG	Z	3452	1/1	0.30	-	60,60,60,60	0
26	MG	Z	3380	1/1	0.44	-	69,69,69,69	0
26	MG	Z	3374	1/1	0.14	-	40,40,40,40	0
26	MG	Z	3584	1/1	0.34	-	83,83,83,83	0
26	MG	Z	219	1/1	0.10	-	50,50,50,50	1
26	MG	Z	177	1/1	0.20	-	92,92,92,92	0
26	MG	Z	3243	1/1	0.13	-	71,71,71,71	0
26	MG	Z	3090	1/1	0.28	-	83,83,83,83	0
26	MG	Z	3290	1/1	0.49	-	87,87,87,87	0
26	MG	Z	561	1/1	0.15	-	84,84,84,84	0
26	MG	Z	3053	1/1	0.56	-	52,52,52,52	1
26	MG	Z	3440	1/1	0.09	-	28,28,28,28	0
26	MG	Z	1618	1/1	0.26	-	92,92,92,92	1
26	MG	Z	484	1/1	0.33	-	83,83,83,83	0
26	MG	Z	476	1/1	0.51	-	91,91,91,91	0
26	MG	Z	516	1/1	1.47	-	115,115,115,115	0
26	MG	Z	3621	1/1	0.28	-	135,135,135,135	0
26	MG	Z	3109	1/1	0.10	-	57,57,57,57	0
26	MG	Z	642	1/1	0.43	-	62,62,62,62	0
26	MG	Z	6	1/1	0.85	-	113,113,113,113	0
26	MG	Z	3125	1/1	0.11	-	27,27,27,27	0
26	MG	Z	563	1/1	0.28	-	68,68,68,68	0
26	MG	Z	1634	1/1	0.69	-	89,89,89,89	0
26	MG	Z	3678	1/1	0.14	-	63,63,63,63	0
26	MG	Z	1808	1/1	0.25	-	106,106,106,106	0
26	MG	Z	1633	1/1	0.28	-	58,58,58,58	0
26	MG	Z	3613	1/1	0.12	-	97,97,97,97	0
26	MG	Z	601	1/1	0.28	-	85,85,85,85	0
26	MG	Z	322	1/1	0.12	-	77,77,77,77	0
26	MG	Z	3300	1/1	0.13	-	84,84,84,84	0
26	MG	Z	100	1/1	0.19	-	63,63,63,63	0
26	MG	Z	3171	1/1	0.05	-	36,36,36,36	0
26	MG	Z	3104	1/1	0.11	-	58,58,58,58	0
26	MG	Z	416	1/1	0.15	-	98,98,98,98	0
26	MG	Z	3589	1/1	0.38	-	80,80,80,80	0
26	MG	Z	615	1/1	0.25	-	58,58,58,58	0
26	MG	Z	514	1/1	0.42	-	92,92,92,92	0

*Continued on next page...*

*Continued from previous page...*

Mol	Type	Chain	Res	Atoms	RSR	LLDF	B-factors( $\text{\AA}^2$ )	Q<0.9
26	MG	Z	629	1/1	0.12	-	37,37,37,37	0
26	MG	Z	627	1/1	0.20	-	81,81,81,81	0
26	MG	Z	3311	1/1	0.10	-	75,75,75,75	0
26	MG	Z	462	1/1	0.41	-	23,23,23,23	1
26	MG	Z	187	1/1	0.42	-	66,66,66,66	0
26	MG	Z	1584	1/1	0.14	-	61,61,61,61	0
26	MG	Z	620	1/1	0.21	-	69,69,69,69	0
26	MG	Z	95	1/1	0.16	-	44,44,44,44	0
26	MG	Z	194	1/1	0.25	-	35,35,35,35	0
26	MG	Z	3465	1/1	0.09	-	31,31,31,31	1
26	MG	Z	60	1/1	0.10	-	83,83,83,83	0
26	MG	Z	1613	1/1	0.20	-	111,111,111,111	0
26	MG	Z	1643	1/1	0.42	-	54,54,54,54	1
26	MG	Z	186	1/1	0.19	-	75,75,75,75	0
26	MG	Z	1774	1/1	0.43	-	63,63,63,63	0
26	MG	Z	605	1/1	0.12	-	105,105,105,105	0
26	MG	Z	606	1/1	0.31	-	74,74,74,74	0
26	MG	Z	3537	1/1	0.61	-	73,73,73,73	0
26	MG	Z	3164	1/1	0.82	-	64,64,64,64	1
26	MG	Z	732	1/1	0.19	-	92,92,92,92	0
26	MG	Z	3359	1/1	0.35	-	59,59,59,59	0
26	MG	Z	2940	1/1	0.53	-	102,102,102,102	1
26	MG	Z	107	1/1	0.18	-	43,43,43,43	0
26	MG	Z	3155	1/1	0.23	-	80,80,80,80	0
26	MG	Z	3038	1/1	0.12	-	116,116,116,116	0
26	MG	Z	114	1/1	0.51	-	71,71,71,71	0
26	MG	Z	3568	1/1	0.39	-	106,106,106,106	0
26	MG	Z	1585	1/1	0.39	-	77,77,77,77	0
26	MG	Z	1790	1/1	1.79	-	114,114,114,114	0
26	MG	Z	702	1/1	0.15	-	79,79,79,79	0
26	MG	Z	1714	1/1	0.22	-	78,78,78,78	0
26	MG	Z	641	1/1	0.75	-	64,64,64,64	0
26	MG	Z	217	1/1	0.53	-	77,77,77,77	0
26	MG	Z	89	1/1	0.24	-	116,116,116,116	0
26	MG	Z	635	1/1	0.26	-	89,89,89,89	0
26	MG	Z	427	1/1	0.24	-	84,84,84,84	1
26	MG	Z	273	1/1	0.43	-	68,68,68,68	1
26	MG	Z	3100	1/1	0.34	-	94,94,94,94	0
26	MG	Z	495	1/1	0.64	-	76,76,76,76	0
26	MG	Z	1694	1/1	0.59	-	96,96,96,96	0
26	MG	Z	127	1/1	0.07	-	49,49,49,49	0
26	MG	Z	1713	1/1	0.24	-	64,64,64,64	0

*Continued on next page...*

*Continued from previous page...*

Mol	Type	Chain	Res	Atoms	RSR	LLDF	B-factors( $\text{\AA}^2$ )	Q<0.9
26	MG	Z	720	1/1	0.12	-	30,30,30,30	0
26	MG	Z	1762	1/1	0.26	-	135,135,135,135	0
26	MG	Z	723	1/1	0.13	-	101,101,101,101	0
26	MG	Z	633	1/1	0.11	-	75,75,75,75	0
26	MG	Z	1797	1/1	0.17	-	120,120,120,120	0
26	MG	Z	442	1/1	0.44	-	73,73,73,73	1
26	MG	Z	690	1/1	0.15	-	27,27,27,27	0
26	MG	Z	3132	1/1	0.21	-	71,71,71,71	0
26	MG	Z	1723	1/1	0.28	-	82,82,82,82	0
26	MG	Z	1636	1/1	0.21	-	57,57,57,57	0
26	MG	Z	3206	1/1	0.08	-	45,45,45,45	0
26	MG	Z	3520	1/1	0.07	-	44,44,44,44	0
26	MG	Z	291	1/1	0.28	-	107,107,107,107	0
26	MG	Z	3129	1/1	0.04	-	34,34,34,34	0
26	MG	Z	171	1/1	0.14	-	57,57,57,57	0
26	MG	Z	229	1/1	0.32	-	68,68,68,68	0
26	MG	Z	2935	1/1	0.12	-	29,29,29,29	0
26	MG	Z	3382	1/1	0.11	-	99,99,99,99	0
26	MG	Z	599	1/1	0.19	-	71,71,71,71	0
26	MG	Z	3684	1/1	1.15	-	122,122,122,122	1
26	MG	Z	385	1/1	0.17	-	71,71,71,71	0
26	MG	Z	3627	1/1	0.39	-	63,63,63,63	0
26	MG	Z	1740	1/1	0.19	-	42,42,42,42	0
26	MG	Z	731	1/1	0.18	-	71,71,71,71	0
26	MG	Z	267	1/1	0.89	-	108,108,108,108	0
26	MG	Z	569	1/1	0.24	-	34,34,34,34	0
26	MG	Z	3095	1/1	0.17	-	71,71,71,71	0
26	MG	Z	3342	1/1	0.29	-	69,69,69,69	0
26	MG	Z	745	1/1	0.72	-	113,113,113,113	0
26	MG	Z	430	1/1	0.31	-	78,78,78,78	0
26	MG	Z	3631	1/1	0.07	-	65,65,65,65	0
26	MG	Z	2912	1/1	0.19	-	29,29,29,29	0
26	MG	Z	355	1/1	0.33	-	81,81,81,81	0
26	MG	Z	1609	1/1	0.55	-	144,144,144,144	0
26	MG	Z	3459	1/1	0.12	-	64,64,64,64	0
26	MG	Z	595	1/1	0.29	-	65,65,65,65	0
26	MG	Z	525	1/1	0.26	-	73,73,73,73	0
26	MG	Z	3035	1/1	0.57	-	88,88,88,88	0
26	MG	Z	589	1/1	0.57	-	112,112,112,112	0
26	MG	Z	521	1/1	0.53	-	111,111,111,111	0
26	MG	Z	3403	1/1	0.06	-	33,33,33,33	0
26	MG	Z	318	1/1	0.14	-	50,50,50,50	0

*Continued on next page...*

*Continued from previous page...*

Mol	Type	Chain	Res	Atoms	RSR	LLDF	B-factors( $\text{\AA}^2$ )	Q<0.9
26	MG	Z	1553	1/1	0.44	-	74,74,74,74	0
26	MG	Z	270	1/1	0.30	-	73,73,73,73	0
26	MG	Z	3695	1/1	0.18	-	95,95,95,95	0
26	MG	Z	1706	1/1	0.12	-	72,72,72,72	0
26	MG	Z	3664	1/1	0.58	-	53,53,53,53	1
26	MG	Z	3233	1/1	0.12	-	92,92,92,92	0
26	MG	Z	1750	1/1	0.30	-	82,82,82,82	0
26	MG	Z	748	1/1	0.74	-	149,149,149,149	0
26	MG	Z	3020	1/1	0.11	-	90,90,90,90	0
26	MG	Z	3174	1/1	0.39	-	84,84,84,84	0
26	MG	Z	3267	1/1	0.16	-	59,59,59,59	0
26	MG	Z	350	1/1	0.14	-	87,87,87,87	0
26	MG	Z	2953	1/1	0.12	-	38,38,38,38	0
26	MG	Z	395	1/1	0.35	-	84,84,84,84	0
26	MG	Z	1603	1/1	0.12	-	163,163,163,163	0
26	MG	Z	2984	1/1	0.25	-	106,106,106,106	0
26	MG	Z	38	1/1	0.23	-	55,55,55,55	0
26	MG	Z	362	1/1	0.98	-	90,90,90,90	0
26	MG	Z	3013	1/1	0.14	-	85,85,85,85	0
26	MG	Z	618	1/1	0.24	-	58,58,58,58	0
26	MG	Z	695	1/1	0.08	-	95,95,95,95	0
26	MG	Z	537	1/1	0.12	-	96,96,96,96	0
26	MG	Z	686	1/1	0.48	-	123,123,123,123	0
26	MG	Z	399	1/1	0.29	-	44,44,44,44	1
26	MG	Z	1601	1/1	0.62	-	100,100,100,100	0
26	MG	Z	3585	1/1	0.23	-	122,122,122,122	0
26	MG	Z	409	1/1	0.17	-	70,70,70,70	0
26	MG	Z	737	1/1	0.09	-	81,81,81,81	0
26	MG	Z	3360	1/1	0.37	-	61,61,61,61	0
26	MG	Z	733	1/1	1.96	-	130,130,130,130	0
26	MG	Z	1775	1/1	0.17	-	98,98,98,98	0
26	MG	Z	438	1/1	0.48	-	101,101,101,101	0
26	MG	Z	473	1/1	0.75	-	124,124,124,124	0
26	MG	Z	610	1/1	0.18	-	117,117,117,117	0
26	MG	Z	448	1/1	0.17	-	63,63,63,63	1
26	MG	Z	3413	1/1	0.10	-	66,66,66,66	0
26	MG	Z	716	1/1	0.44	-	93,93,93,93	0
26	MG	Z	77	1/1	0.14	-	96,96,96,96	0
26	MG	Z	1820	1/1	0.86	-	65,65,65,65	0
26	MG	Z	3225	1/1	0.14	-	100,100,100,100	0
26	MG	Z	101	1/1	0.27	-	36,36,36,36	0
26	MG	Z	645	1/1	1.74	-	156,156,156,156	0

*Continued on next page...*

*Continued from previous page...*

Mol	Type	Chain	Res	Atoms	RSR	LLDF	B-factors( $\text{\AA}^2$ )	Q<0.9
26	MG	Z	687	1/1	0.32	-	87,87,87,87	0
26	MG	Z	3198	1/1	0.23	-	99,99,99,99	0
26	MG	Z	3383	1/1	0.14	-	90,90,90,90	0
26	MG	Z	1578	1/1	0.19	-	69,69,69,69	0
26	MG	Z	191	1/1	0.22	-	58,58,58,58	1
26	MG	Z	297	1/1	0.28	-	68,68,68,68	0
26	MG	Z	3274	1/1	1.07	-	133,133,133,133	0
26	MG	Z	151	1/1	0.41	-	37,37,37,37	1
26	MG	Z	2942	1/1	0.12	-	83,83,83,83	0
26	MG	Z	243	1/1	0.76	-	6,6,6,6	1
26	MG	Z	696	1/1	0.12	-	102,102,102,102	0
26	MG	Z	3024	1/1	0.73	-	86,86,86,86	0
26	MG	Z	3582	1/1	0.36	-	78,78,78,78	0
26	MG	Z	3554	1/1	0.15	-	71,71,71,71	0
26	MG	Z	3207	1/1	0.13	-	37,37,37,37	0
26	MG	Z	3213	1/1	0.13	-	68,68,68,68	0
26	MG	Z	3160	1/1	0.10	-	29,29,29,29	0
26	MG	Z	220	1/1	0.46	-	86,86,86,86	0
26	MG	Z	1638	1/1	0.31	-	72,72,72,72	0
26	MG	Z	3615	1/1	0.11	-	76,76,76,76	0
26	MG	Z	377	1/1	0.41	-	76,76,76,76	0
26	MG	Z	3691	1/1	0.20	-	65,65,65,65	0
26	MG	Z	486	1/1	0.25	-	88,88,88,88	0
26	MG	Z	134	1/1	0.26	-	66,66,66,66	0
26	MG	Z	508	1/1	0.43	-	80,80,80,80	0
26	MG	Z	2980	1/1	0.07	-	43,43,43,43	0
26	MG	Z	543	1/1	1.42	-	117,117,117,117	0
26	MG	Z	337	1/1	0.18	-	53,53,53,53	1
26	MG	Z	673	1/1	0.27	-	52,52,52,52	0
26	MG	Z	164	1/1	0.32	-	96,96,96,96	0
26	MG	Z	554	1/1	0.26	-	61,61,61,61	0
26	MG	Z	3067	1/1	0.10	-	42,42,42,42	0
26	MG	Z	754	1/1	0.41	-	86,86,86,86	0
26	MG	Z	3320	1/1	0.12	-	73,73,73,73	0
26	MG	Z	3022	1/1	0.14	-	40,40,40,40	0
26	MG	Z	3542	1/1	0.20	-	37,37,37,37	0
26	MG	Z	251	1/1	0.10	-	53,53,53,53	0
26	MG	Z	340	1/1	0.17	-	96,96,96,96	0
26	MG	Z	1631	1/1	0.46	-	98,98,98,98	0
26	MG	Z	548	1/1	0.62	-	119,119,119,119	0
26	MG	Z	3406	1/1	0.12	-	104,104,104,104	0
26	MG	Z	2974	1/1	0.14	-	57,57,57,57	1

*Continued on next page...*



*Continued from previous page...*

Mol	Type	Chain	Res	Atoms	RSR	LLDF	B-factors( $\text{\AA}^2$ )	Q<0.9
26	MG	Z	2932	1/1	0.09	-	24,24,24,24	0
26	MG	Z	382	1/1	0.72	-	103,103,103,103	0
26	MG	Z	3549	1/1	0.61	-	66,66,66,66	1
26	MG	Z	310	1/1	0.10	-	17,17,17,17	1
26	MG	Z	749	1/1	0.13	-	73,73,73,73	0
26	MG	Z	3085	1/1	0.15	-	29,29,29,29	0
26	MG	Z	110	1/1	0.57	-	32,32,32,32	1
26	MG	Z	3102	1/1	0.14	-	47,47,47,47	0
26	MG	Z	3242	1/1	0.63	-	112,112,112,112	0
26	MG	Z	632	1/1	0.22	-	64,64,64,64	0
26	MG	Z	49	1/1	0.36	-	74,74,74,74	0
26	MG	Z	357	1/1	0.07	-	22,22,22,22	1
26	MG	Z	752	1/1	0.25	-	72,72,72,72	0
26	MG	Z	3069	1/1	0.07	-	59,59,59,59	0
26	MG	Z	3658	1/1	0.12	-	65,65,65,65	0
26	MG	Z	622	1/1	0.21	-	51,51,51,51	0
26	MG	Z	3377	1/1	0.47	-	88,88,88,88	0
26	MG	Z	2987	1/1	0.26	-	67,67,67,67	0
26	MG	Z	1671	1/1	0.43	-	63,63,63,63	0
26	MG	Z	1669	1/1	0.44	-	68,68,68,68	0
26	MG	Z	1602	1/1	0.26	-	75,75,75,75	0
26	MG	Z	3307	1/1	0.14	-	53,53,53,53	0
26	MG	Z	234	1/1	0.31	-	133,133,133,133	0
26	MG	Z	3209	1/1	0.12	-	30,30,30,30	0
26	MG	Z	3519	1/1	1.47	-	98,98,98,98	1
26	MG	Z	3112	1/1	0.14	-	38,38,38,38	0
26	MG	Z	614	1/1	0.73	-	114,114,114,114	0
26	MG	Z	410	1/1	0.17	-	66,66,66,66	0
26	MG	Z	1550	1/1	0.36	-	80,80,80,80	0
26	MG	Z	725	1/1	0.40	-	106,106,106,106	0
26	MG	Z	3492	1/1	0.09	-	39,39,39,39	0
26	MG	Z	3535	1/1	0.29	-	56,56,56,56	0
26	MG	Z	2913	1/1	0.05	-	27,27,27,27	0
26	MG	Z	3191	1/1	0.23	-	113,113,113,113	0
26	MG	Z	3026	1/1	0.18	-	58,58,58,58	0
26	MG	Z	52	1/1	0.26	-	57,57,57,57	0
26	MG	Z	1559	1/1	0.78	-	99,99,99,99	0
26	MG	Z	607	1/1	0.58	-	89,89,89,89	0
26	MG	Z	418	1/1	0.41	-	37,37,37,37	1
26	MG	Z	2950	1/1	0.07	-	60,60,60,60	0
26	MG	Z	617	1/1	0.59	-	79,79,79,79	0
26	MG	Z	3050	1/1	0.16	-	51,51,51,51	0

*Continued on next page...*

*Continued from previous page...*

Mol	Type	Chain	Res	Atoms	RSR	LLDF	B-factors( $\text{\AA}^2$ )	Q<0.9
26	MG	Z	422	1/1	0.35	-	86,86,86,86	1
26	MG	Z	3522	1/1	0.33	-	86,86,86,86	0
26	MG	Z	709	1/1	0.15	-	56,56,56,56	0
26	MG	Z	683	1/1	0.10	-	80,80,80,80	0
26	MG	Z	74	1/1	0.40	-	51,51,51,51	0
26	MG	Z	37	1/1	0.19	-	60,60,60,60	0
26	MG	Z	3286	1/1	1.47	-	95,95,95,95	0
26	MG	Z	2948	1/1	0.06	-	42,42,42,42	0
26	MG	Z	3467	1/1	0.13	-	24,24,24,24	1
26	MG	Z	1741	1/1	0.34	-	69,69,69,69	0
26	MG	Z	368	1/1	0.59	-	89,89,89,89	0
26	MG	Z	3185	1/1	0.08	-	19,19,19,19	0
26	MG	Z	2919	1/1	0.08	-	72,72,72,72	0
26	MG	Z	3401	1/1	0.10	-	64,64,64,64	0
26	MG	Z	3181	1/1	0.42	-	88,88,88,88	0
26	MG	Z	3344	1/1	0.17	-	71,71,71,71	0
26	MG	Z	743	1/1	0.12	-	60,60,60,60	0
26	MG	Z	2920	1/1	0.08	-	49,49,49,49	0
26	MG	Z	2939	1/1	0.41	-	80,80,80,80	0
26	MG	Z	3063	1/1	0.11	-	122,122,122,122	0
26	MG	Z	3506	1/1	0.47	-	88,88,88,88	0
26	MG	Z	3475	1/1	0.17	-	79,79,79,79	0
26	MG	Z	1655	1/1	0.67	-	90,90,90,90	0
26	MG	Z	704	1/1	0.13	-	69,69,69,69	0
26	MG	Z	58	1/1	0.23	-	78,78,78,78	0
26	MG	Z	221	1/1	0.08	-	80,80,80,80	0
26	MG	Z	713	1/1	0.11	-	101,101,101,101	0
26	MG	Z	3009	1/1	0.09	-	78,78,78,78	0
26	MG	Z	3161	1/1	0.06	-	74,74,74,74	0
26	MG	Z	2975	1/1	0.25	-	71,71,71,71	0
26	MG	Z	94	1/1	0.31	-	109,109,109,109	0
26	MG	Z	3495	1/1	0.05	-	41,41,41,41	0
26	MG	Z	3395	1/1	0.64	-	120,120,120,120	0
26	MG	Z	3004	1/1	1.32	-	108,108,108,108	0
26	MG	Z	3010	1/1	0.13	-	78,78,78,78	0
26	MG	Z	3437	1/1	0.06	-	59,59,59,59	0
26	MG	Z	3496	1/1	0.47	-	73,73,73,73	0
26	MG	Z	3619	1/1	0.20	-	71,71,71,71	0
26	MG	Z	600	1/1	0.32	-	83,83,83,83	0
26	MG	Z	584	1/1	0.67	-	49,49,49,49	0
26	MG	Z	726	1/1	0.78	-	105,105,105,105	0
26	MG	Z	576	1/1	0.19	-	66,66,66,66	0

*Continued on next page...*

*Continued from previous page...*

Mol	Type	Chain	Res	Atoms	RSR	LLDF	B-factors( $\text{\AA}^2$ )	Q<0.9
26	MG	Z	3012	1/1	0.49	-	88,88,88,88	0
26	MG	Z	658	1/1	0.48	-	59,59,59,59	0
26	MG	Z	63	1/1	0.33	-	76,76,76,76	1
26	MG	Z	28	1/1	0.11	-	50,50,50,50	0
26	MG	Z	405	1/1	0.27	-	77,77,77,77	0
26	MG	Z	3266	1/1	0.66	-	69,69,69,69	1
26	MG	Z	3698	1/1	0.10	-	56,56,56,56	0
26	MG	Z	1565	1/1	0.28	-	117,117,117,117	0
26	MG	Z	351	1/1	0.32	-	30,30,30,30	1
26	MG	Z	1628	1/1	0.54	-	102,102,102,102	0
26	MG	Z	582	1/1	0.30	-	83,83,83,83	0
26	MG	Z	640	1/1	0.08	-	68,68,68,68	0
26	MG	Z	302	1/1	0.17	-	81,81,81,81	0
26	MG	Z	3643	1/1	0.53	-	90,90,90,90	0
26	MG	Z	252	1/1	0.32	-	78,78,78,78	1
26	MG	Z	1720	1/1	0.17	-	86,86,86,86	0
26	MG	Z	145	1/1	0.31	-	24,24,24,24	0
26	MG	Z	173	1/1	0.16	-	41,41,41,41	0
26	MG	Z	3499	1/1	0.89	-	76,76,76,76	0
26	MG	Z	3309	1/1	0.67	-	146,146,146,146	0
26	MG	Z	3686	1/1	0.26	-	74,74,74,74	0
26	MG	Z	689	1/1	0.08	-	33,33,33,33	0
26	MG	Z	3392	1/1	0.10	-	60,60,60,60	0
26	MG	Z	3561	1/1	0.18	-	78,78,78,78	0
26	MG	Z	3098	1/1	0.10	-	73,73,73,73	0
26	MG	Z	1662	1/1	0.90	-	72,72,72,72	0
26	MG	Z	185	1/1	0.47	-	93,93,93,93	0
26	MG	Z	87	1/1	0.10	-	83,83,83,83	1
26	MG	Z	71	1/1	0.56	-	67,67,67,67	0
26	MG	Z	1558	1/1	0.22	-	58,58,58,58	0
26	MG	Z	1580	1/1	0.14	-	57,57,57,57	0
26	MG	Z	3110	1/1	0.13	-	104,104,104,104	0
26	MG	Z	436	1/1	0.10	-	9,9,9,9	1
26	MG	Z	3523	1/1	0.24	-	73,73,73,73	0
26	MG	Z	672	1/1	0.30	-	101,101,101,101	0
26	MG	Z	1583	1/1	0.06	-	44,44,44,44	0
26	MG	Z	1707	1/1	0.22	-	56,56,56,56	0
26	MG	Z	3235	1/1	0.89	-	66,66,66,66	1
26	MG	Z	625	1/1	0.22	-	64,64,64,64	0
26	MG	Z	3265	1/1	0.10	-	68,68,68,68	1
26	MG	Z	3159	1/1	0.10	-	70,70,70,70	0
26	MG	Z	3091	1/1	0.28	-	38,38,38,38	0

*Continued on next page...*

*Continued from previous page...*

Mol	Type	Chain	Res	Atoms	RSR	LLDF	B-factors( $\text{\AA}^2$ )	Q<0.9
26	MG	Z	213	1/1	0.24	-	104,104,104,104	0
26	MG	Z	728	1/1	0.09	-	70,70,70,70	0
26	MG	Z	1596	1/1	0.20	-	74,74,74,74	0
26	MG	Z	51	1/1	0.31	-	72,72,72,72	0
26	MG	Z	3310	1/1	0.21	-	87,87,87,87	0
26	MG	Z	535	1/1	0.33	-	75,75,75,75	0
26	MG	Z	178	1/1	0.58	-	63,63,63,63	1
26	MG	Z	3433	1/1	0.13	-	87,87,87,87	0
26	MG	Z	3614	1/1	0.17	-	38,38,38,38	0
26	MG	Z	567	1/1	0.14	-	95,95,95,95	0
26	MG	Z	734	1/1	0.13	-	42,42,42,42	0
26	MG	Z	1737	1/1	0.21	-	113,113,113,113	0
26	MG	Z	578	1/1	0.27	-	78,78,78,78	0
26	MG	Z	705	1/1	0.12	-	78,78,78,78	0
26	MG	Z	39	1/1	0.11	-	87,87,87,87	0
26	MG	Z	718	1/1	0.24	-	98,98,98,98	0
26	MG	Z	736	1/1	0.30	-	43,43,43,43	0
26	MG	Z	1819	1/1	0.26	-	87,87,87,87	0
26	MG	Z	3461	1/1	0.12	-	22,22,22,22	0
26	MG	Z	497	1/1	0.81	-	85,85,85,85	0
26	MG	Z	735	1/1	0.11	-	62,62,62,62	0
26	MG	Z	3259	1/1	0.11	-	56,56,56,56	0
26	MG	Z	3228	1/1	0.26	-	80,80,80,80	0
26	MG	Z	616	1/1	0.33	-	92,92,92,92	0
26	MG	Z	3051	1/1	0.19	-	100,100,100,100	0
26	MG	Z	413	1/1	1.18	-	126,126,126,126	0
26	MG	Z	271	1/1	0.11	-	76,76,76,76	0
26	MG	Z	19	1/1	0.14	-	52,52,52,52	0
26	MG	Z	1736	1/1	0.07	-	59,59,59,59	0
26	MG	Z	3608	1/1	0.14	-	92,92,92,92	0
26	MG	Z	3358	1/1	0.46	-	79,79,79,79	0
26	MG	Z	12	1/1	0.25	-	77,77,77,77	0
26	MG	Z	3650	1/1	0.23	-	41,41,41,41	0
26	MG	Z	3473	1/1	0.32	-	85,85,85,85	1
26	MG	Z	519	1/1	0.42	-	114,114,114,114	0
26	MG	Z	190	1/1	0.10	-	80,80,80,80	0
26	MG	Z	295	1/1	0.51	-	34,34,34,34	1
26	MG	Z	3298	1/1	0.12	-	104,104,104,104	0
26	MG	Z	3215	1/1	0.08	-	26,26,26,26	0
26	MG	Z	233	1/1	0.35	-	72,72,72,72	0
26	MG	Z	1825	1/1	0.42	-	74,74,74,74	0
26	MG	Z	3606	1/1	0.11	-	75,75,75,75	0

*Continued on next page...*

*Continued from previous page...*

Mol	Type	Chain	Res	Atoms	RSR	LLDF	B-factors( $\text{\AA}^2$ )	Q<0.9
26	MG	Z	390	1/1	0.55	-	77,77,77,77	0
26	MG	Z	3346	1/1	0.21	-	68,68,68,68	0
26	MG	Z	264	1/1	0.68	-	106,106,106,106	0
26	MG	Z	3474	1/1	0.11	-	43,43,43,43	0
26	MG	Z	1717	1/1	0.11	-	73,73,73,73	0
26	MG	Z	3503	1/1	0.13	-	64,64,64,64	0
26	MG	Z	415	1/1	0.54	-	120,120,120,120	0
26	MG	Z	3245	1/1	0.22	-	96,96,96,96	0
26	MG	Z	750	1/1	0.31	-	89,89,89,89	0
26	MG	Z	156	1/1	0.19	-	65,65,65,65	0
26	MG	Z	3505	1/1	0.13	-	64,64,64,64	0
26	MG	Z	1795	1/1	0.31	-	97,97,97,97	0
26	MG	Z	167	1/1	0.45	-	95,95,95,95	0
26	MG	Z	10	1/1	0.66	-	152,152,152,152	0
26	MG	Z	2944	1/1	0.08	-	50,50,50,50	0
26	MG	Z	560	1/1	0.12	-	75,75,75,75	0
26	MG	Z	254	1/1	0.72	-	119,119,119,119	0
26	MG	Z	417	1/1	0.57	-	76,76,76,76	1
26	MG	Z	577	1/1	0.49	-	103,103,103,103	0
26	MG	Z	523	1/1	0.63	-	111,111,111,111	0
26	MG	Z	303	1/1	0.15	-	90,90,90,90	0
26	MG	Z	1666	1/1	0.24	-	78,78,78,78	0
26	MG	Z	715	1/1	0.11	-	80,80,80,80	0
26	MG	Z	2981	1/1	0.08	-	27,27,27,27	0
26	MG	Z	3370	1/1	0.06	-	29,29,29,29	0
26	MG	Z	3226	1/1	0.85	-	101,101,101,101	0
26	MG	Z	2967	1/1	0.08	-	54,54,54,54	0
26	MG	Z	2988	1/1	0.16	-	52,52,52,52	0
26	MG	Z	3448	1/1	0.21	-	144,144,144,144	0
26	MG	Z	3574	1/1	0.10	-	109,109,109,109	0
26	MG	Z	153	1/1	0.27	-	81,81,81,81	0
26	MG	Z	3147	1/1	0.10	-	58,58,58,58	0
26	MG	Z	597	1/1	0.18	-	68,68,68,68	0
26	MG	Z	1563	1/1	0.26	-	76,76,76,76	0
26	MG	Z	480	1/1	0.48	-	98,98,98,98	0
26	MG	Z	517	1/1	0.10	-	173,173,173,173	0
26	MG	Z	3221	1/1	0.08	-	45,45,45,45	0
26	MG	Z	129	1/1	0.50	-	70,70,70,70	0
26	MG	Z	470	1/1	0.15	-	104,104,104,104	0
26	MG	Z	112	1/1	0.14	-	40,40,40,40	0
26	MG	Z	293	1/1	0.20	-	82,82,82,82	0
26	MG	Z	1759	1/1	0.33	-	96,96,96,96	0

*Continued on next page...*

*Continued from previous page...*

Mol	Type	Chain	Res	Atoms	RSR	LLDF	B-factors( $\text{\AA}^2$ )	Q<0.9
26	MG	Z	708	1/1	0.33	-	87,87,87,87	0
26	MG	Z	2947	1/1	0.29	-	66,66,66,66	0
26	MG	Z	2931	1/1	0.14	-	24,24,24,24	0
26	MG	Z	2972	1/1	0.14	-	24,24,24,24	0
26	MG	Z	3166	1/1	0.06	-	33,33,33,33	0
26	MG	Z	249	1/1	0.47	-	70,70,70,70	1
26	MG	Z	3497	1/1	0.39	-	51,51,51,51	0
26	MG	Z	1702	1/1	0.15	-	55,55,55,55	0
26	MG	Z	393	1/1	0.81	-	64,64,64,64	0
26	MG	Z	1587	1/1	0.24	-	65,65,65,65	0
26	MG	Z	3564	1/1	0.11	-	103,103,103,103	0
26	MG	Z	520	1/1	0.55	-	154,154,154,154	0
26	MG	Z	3439	1/1	0.17	-	128,128,128,128	0
26	MG	Z	3313	1/1	0.20	-	69,69,69,69	0
26	MG	Z	527	1/1	0.08	-	108,108,108,108	0
26	MG	Z	3524	1/1	0.30	-	70,70,70,70	0
26	MG	Z	3190	1/1	0.45	-	60,60,60,60	0
26	MG	Z	2910	1/1	0.15	-	93,93,93,93	0
26	MG	Z	3138	1/1	0.07	-	28,28,28,28	0
26	MG	Z	3270	1/1	0.16	-	114,114,114,114	0
26	MG	Z	336	1/1	0.35	-	76,76,76,76	0
26	MG	Z	132	1/1	0.16	-	64,64,64,64	0
26	MG	Z	3421	1/1	0.10	-	93,93,93,93	0
26	MG	Z	3412	1/1	0.05	-	28,28,28,28	0
26	MG	Z	9	1/1	0.20	-	118,118,118,118	0
26	MG	Z	65	1/1	0.17	-	42,42,42,42	0
26	MG	Z	218	1/1	0.22	-	60,60,60,60	1
26	MG	Z	3019	1/1	0.13	-	73,73,73,73	0
26	MG	Z	1772	1/1	0.23	-	86,86,86,86	0
26	MG	Z	3445	1/1	0.27	-	59,59,59,59	0
26	MG	Z	1761	1/1	0.10	-	138,138,138,138	0
26	MG	Z	3417	1/1	0.11	-	37,37,37,37	0
26	MG	Z	3293	1/1	0.13	-	65,65,65,65	0
26	MG	Z	3423	1/1	0.14	-	36,36,36,36	0
26	MG	Z	583	1/1	0.23	-	71,71,71,71	0
26	MG	Z	1735	1/1	0.15	-	72,72,72,72	0
26	MG	Z	3352	1/1	0.59	-	77,77,77,77	0
26	MG	Z	3120	1/1	0.34	-	82,82,82,82	0
26	MG	Z	694	1/1	0.07	-	32,32,32,32	0
26	MG	Z	3569	1/1	1.51	-	111,111,111,111	0
26	MG	Z	3623	1/1	0.15	-	50,50,50,50	1
26	MG	Z	574	1/1	0.90	-	93,93,93,93	0

*Continued on next page...*

*Continued from previous page...*

Mol	Type	Chain	Res	Atoms	RSR	LLDF	B-factors( $\text{\AA}^2$ )	Q<0.9
26	MG	Z	3328	1/1	0.78	-	76,76,76,76	0
26	MG	Z	585	1/1	0.64	-	70,70,70,70	0
26	MG	Z	3000	1/1	0.21	-	54,54,54,54	0
26	MG	Z	3169	1/1	0.15	-	24,24,24,24	0
26	MG	Z	3158	1/1	0.15	-	53,53,53,53	0
26	MG	Z	2999	1/1	0.10	-	57,57,57,57	0
26	MG	Z	1644	1/1	0.78	-	145,145,145,145	0
26	MG	Z	2998	1/1	0.28	-	111,111,111,111	0
26	MG	Z	682	1/1	0.23	-	90,90,90,90	0
26	MG	Z	300	1/1	0.96	-	95,95,95,95	0
26	MG	Z	3472	1/1	0.31	-	85,85,85,85	0
26	MG	Z	700	1/1	0.12	-	30,30,30,30	0
26	MG	Z	370	1/1	0.43	-	56,56,56,56	1
26	MG	Z	117	1/1	0.23	-	63,63,63,63	0
26	MG	Z	740	1/1	0.16	-	86,86,86,86	0
26	MG	Z	677	1/1	0.25	-	71,71,71,71	0
26	MG	Z	1771	1/1	0.62	-	74,74,74,74	1
26	MG	Z	1594	1/1	0.27	-	96,96,96,96	0
26	MG	Z	3481	1/1	1.05	-	65,65,65,65	1
26	MG	Z	3507	1/1	0.09	-	80,80,80,80	0
26	MG	Z	685	1/1	0.28	-	68,68,68,68	0
26	MG	Z	125	1/1	0.05	-	43,43,43,43	0
26	MG	Z	432	1/1	0.51	-	77,77,77,77	1
26	MG	Z	579	1/1	0.11	-	43,43,43,43	0
26	MG	Z	3200	1/1	0.08	-	33,33,33,33	0
26	MG	Z	671	1/1	0.15	-	110,110,110,110	0
26	MG	Z	3498	1/1	0.09	-	77,77,77,77	0
26	MG	Z	73	1/1	0.07	-	50,50,50,50	0
26	MG	Z	3581	1/1	0.48	-	37,37,37,37	1
26	MG	Z	485	1/1	0.17	-	74,74,74,74	0
26	MG	Z	3402	1/1	0.23	-	65,65,65,65	0
26	MG	Z	3005	1/1	0.23	-	80,80,80,80	0
26	MG	Z	680	1/1	0.10	-	83,83,83,83	0
26	MG	Z	1572	1/1	0.26	-	74,74,74,74	0
26	MG	Z	288	1/1	0.08	-	106,106,106,106	0
26	MG	Z	452	1/1	0.67	-	50,50,50,50	1
26	MG	Z	710	1/1	0.10	-	35,35,35,35	0
26	MG	Z	227	1/1	0.07	-	26,26,26,26	0
26	MG	Z	3256	1/1	0.14	-	63,63,63,63	0
26	MG	Z	653	1/1	0.17	-	45,45,45,45	0
26	MG	Z	3546	1/1	0.23	-	97,97,97,97	1
26	MG	Z	3099	1/1	0.12	-	38,38,38,38	0

*Continued on next page...*



*Continued from previous page...*

Mol	Type	Chain	Res	Atoms	RSR	LLDF	B-factors( $\text{\AA}^2$ )	Q<0.9
26	MG	Z	1801	1/1	0.38	-	58,58,58,58	0
26	MG	Z	403	1/1	0.39	-	85,85,85,85	1
26	MG	Z	450	1/1	0.20	-	117,117,117,117	0
26	MG	Z	3394	1/1	0.04	-	45,45,45,45	0
26	MG	Z	146	1/1	0.81	-	84,84,84,84	0
26	MG	Z	482	1/1	0.37	-	51,51,51,51	0
26	MG	Z	3326	1/1	0.18	-	104,104,104,104	0
26	MG	Z	598	1/1	0.34	-	83,83,83,83	0
26	MG	Z	1549	1/1	0.28	-	75,75,75,75	0
26	MG	Z	739	1/1	0.37	-	65,65,65,65	0
26	MG	Z	3145	1/1	0.30	-	53,53,53,53	1
26	MG	Z	751	1/1	0.93	-	113,113,113,113	0
26	MG	Z	472	1/1	0.21	-	110,110,110,110	0
26	MG	Z	719	1/1	0.19	-	59,59,59,59	0
26	MG	Z	1592	1/1	0.50	-	67,67,67,67	0
26	MG	Z	496	1/1	0.38	-	95,95,95,95	0
26	MG	Z	3415	1/1	0.10	-	43,43,43,43	0
26	MG	Z	3295	1/1	0.17	-	91,91,91,91	1
26	MG	Z	526	1/1	0.21	-	92,92,92,92	0
26	MG	Z	228	1/1	1.04	-	72,72,72,72	1
26	MG	Z	349	1/1	1.24	-	47,47,47,47	1
26	MG	Z	3420	1/1	0.08	-	38,38,38,38	0
26	MG	Z	467	1/1	0.49	-	54,54,54,54	1
26	MG	Z	703	1/1	0.28	-	64,64,64,64	0
26	MG	Z	654	1/1	0.18	-	50,50,50,50	0
26	MG	Z	3079	1/1	0.15	-	94,94,94,94	0
26	MG	Z	652	1/1	0.10	-	59,59,59,59	0
26	MG	Z	3357	1/1	0.14	-	68,68,68,68	0
26	MG	Z	3070	1/1	0.33	-	77,77,77,77	0
26	MG	Z	22	1/1	0.17	-	84,84,84,84	0
26	MG	Z	3644	1/1	0.33	-	93,93,93,93	0
26	MG	Z	533	1/1	1.16	-	93,93,93,93	0
26	MG	Z	3258	1/1	0.25	-	70,70,70,70	0
26	MG	Z	3047	1/1	0.74	-	101,101,101,101	0
26	MG	Z	1784	1/1	0.48	-	79,79,79,79	0
26	MG	Z	3183	1/1	0.15	-	92,92,92,92	0
26	MG	Z	623	1/1	0.11	-	42,42,42,42	0
26	MG	Z	3105	1/1	0.27	-	97,97,97,97	0
26	MG	Z	3432	1/1	0.26	-	100,100,100,100	0
26	MG	Z	306	1/1	0.32	-	53,53,53,53	1
26	MG	Z	1817	1/1	0.43	-	72,72,72,72	0
26	MG	Z	3343	1/1	0.12	-	49,49,49,49	0

*Continued on next page...*



*Continued from previous page...*

Mol	Type	Chain	Res	Atoms	RSR	LLDF	B-factors( $\text{\AA}^2$ )	Q<0.9
26	MG	Z	319	1/1	0.22	-	28,28,28,28	1
26	MG	Z	344	1/1	0.19	-	106,106,106,106	0
26	MG	Z	3624	1/1	0.30	-	95,95,95,95	0
26	MG	Z	168	1/1	0.41	-	106,106,106,106	0
26	MG	Z	105	1/1	0.22	-	47,47,47,47	1
26	MG	Z	3575	1/1	0.27	-	60,60,60,60	0
26	MG	Z	3016	1/1	0.10	-	64,64,64,64	0
26	MG	Z	165	1/1	0.14	-	84,84,84,84	0
26	MG	Z	643	1/1	0.28	-	100,100,100,100	0
26	MG	Z	603	1/1	1.16	-	91,91,91,91	0
26	MG	Z	155	1/1	0.11	-	46,46,46,46	0
26	MG	Z	1569	1/1	0.10	-	56,56,56,56	0
26	MG	Z	197	1/1	0.32	-	84,84,84,84	0
26	MG	Z	388	1/1	1.19	-	90,90,90,90	0
26	MG	Z	1610	1/1	0.21	-	77,77,77,77	0
26	MG	Z	483	1/1	0.33	-	45,45,45,45	0
26	MG	Z	334	1/1	0.24	-	76,76,76,76	1
26	MG	Z	2958	1/1	0.39	-	62,62,62,62	0
26	MG	Z	3195	1/1	0.13	-	37,37,37,37	0
26	MG	Z	1778	1/1	0.36	-	76,76,76,76	0
26	MG	Z	3379	1/1	0.06	-	76,76,76,76	0
26	MG	Z	361	1/1	0.39	-	81,81,81,81	1
26	MG	Z	3666	1/1	0.09	-	110,110,110,110	0
26	MG	Z	1705	1/1	0.41	-	57,57,57,57	1
26	MG	Z	1695	1/1	0.11	-	65,65,65,65	0
26	MG	Z	3084	1/1	0.19	-	60,60,60,60	0
26	MG	Z	122	1/1	0.26	-	92,92,92,92	1
26	MG	Z	439	1/1	0.42	-	76,76,76,76	1
26	MG	Z	630	1/1	0.42	-	103,103,103,103	0
26	MG	Z	3282	1/1	0.47	-	126,126,126,126	0
26	MG	Z	2949	1/1	0.11	-	42,42,42,42	0
26	MG	Z	1783	1/1	0.18	-	77,77,77,77	0
26	MG	Z	1641	1/1	0.19	-	115,115,115,115	0
26	MG	Z	41	1/1	0.18	-	62,62,62,62	0
26	MG	Z	499	1/1	0.47	-	104,104,104,104	1
26	MG	Z	456	1/1	0.94	-	119,119,119,119	0
26	MG	Z	1600	1/1	0.39	-	65,65,65,65	0
26	MG	Z	3649	1/1	0.36	-	91,91,91,91	0
26	MG	Z	1637	1/1	0.45	-	84,84,84,84	0
26	MG	Z	2924	1/1	0.34	-	41,41,41,41	0
26	MG	Z	435	1/1	0.57	-	71,71,71,71	0
26	MG	Z	238	1/1	1.05	-	87,87,87,87	1

*Continued on next page...*

*Continued from previous page...*

Mol	Type	Chain	Res	Atoms	RSR	LLDF	B-factors( $\text{\AA}^2$ )	Q<0.9
26	MG	Z	3662	1/1	0.51	-	107,107,107,107	0
26	MG	Z	3356	1/1	0.13	-	67,67,67,67	0
26	MG	Z	2992	1/1	0.43	-	4,4,4,4	1
26	MG	Z	3603	1/1	0.49	-	77,77,77,77	0
26	MG	Z	3162	1/1	0.10	-	98,98,98,98	0
26	MG	Z	540	1/1	0.23	-	114,114,114,114	0
26	MG	Z	3363	1/1	0.12	-	68,68,68,68	0
26	MG	Z	1752	1/1	0.63	-	67,67,67,67	0
26	MG	Z	474	1/1	1.29	-	34,34,34,34	1
26	MG	Z	2955	1/1	0.06	-	81,81,81,81	0
26	MG	Z	518	1/1	0.25	-	84,84,84,84	0
26	MG	Z	441	1/1	0.43	-	59,59,59,59	0
26	MG	Z	688	1/1	0.11	-	62,62,62,62	0
26	MG	Z	3469	1/1	0.18	-	77,77,77,77	0
26	MG	Z	256	1/1	0.53	-	127,127,127,127	0
26	MG	Z	3074	1/1	0.16	-	76,76,76,76	0
26	MG	Z	2962	1/1	0.74	-	109,109,109,109	0
26	MG	Z	3261	1/1	0.24	-	74,74,74,74	0
26	MG	Z	3372	1/1	0.20	-	72,72,72,72	0
26	MG	Z	2971	1/1	0.11	-	50,50,50,50	0
26	MG	Z	1685	1/1	0.15	-	135,135,135,135	0
26	MG	Z	434	1/1	0.11	-	52,52,52,52	0
26	MG	Z	609	1/1	0.50	-	140,140,140,140	0
26	MG	Z	1745	1/1	0.42	-	64,64,64,64	0
26	MG	Z	509	1/1	0.10	-	87,87,87,87	0
26	MG	Z	1574	1/1	0.14	-	71,71,71,71	0
26	MG	Z	121	1/1	0.25	-	52,52,52,52	1
26	MG	Z	511	1/1	0.18	-	49,49,49,49	0
26	MG	Z	711	1/1	0.15	-	55,55,55,55	0
26	MG	Z	681	1/1	0.16	-	64,64,64,64	0
26	MG	Z	1639	1/1	0.10	-	58,58,58,58	0
26	MG	Z	214	1/1	0.31	-	35,35,35,35	0
26	MG	Z	3597	1/1	0.17	-	66,66,66,66	1
26	MG	Z	1568	1/1	0.20	-	62,62,62,62	0
26	MG	Z	565	1/1	0.29	-	123,123,123,123	0
26	MG	Z	1677	1/1	0.16	-	128,128,128,128	0
26	MG	Z	147	1/1	0.46	-	73,73,73,73	1
26	MG	Z	3092	1/1	0.45	-	125,125,125,125	0
26	MG	Z	3640	1/1	0.30	-	41,41,41,41	0
26	MG	Z	3194	1/1	1.78	-	99,99,99,99	0
26	MG	Z	2909	1/1	0.13	-	34,34,34,34	0
26	MG	Z	3002	1/1	0.14	-	42,42,42,42	0

*Continued on next page...*

*Continued from previous page...*

Mol	Type	Chain	Res	Atoms	RSR	LLDF	B-factors( $\text{\AA}^2$ )	Q<0.9
26	MG	Z	3562	1/1	0.22	-	92,92,92,92	0
26	MG	Z	45	1/1	0.06	-	69,69,69,69	1
26	MG	Z	657	1/1	0.15	-	34,34,34,34	0
26	MG	Z	2994	1/1	0.54	-	73,73,73,73	0
26	MG	Z	3130	1/1	0.30	-	67,67,67,67	0
26	MG	Z	3135	1/1	0.16	-	88,88,88,88	0
26	MG	Z	160	1/1	0.19	-	70,70,70,70	0
26	MG	Z	312	1/1	0.65	-	127,127,127,127	0
26	MG	Z	3393	1/1	0.15	-	55,55,55,55	0
26	MG	Z	43	1/1	0.47	-	59,59,59,59	0
26	MG	Z	2964	1/1	0.12	-	67,67,67,67	0
26	MG	Z	188	1/1	0.14	-	24,24,24,24	0
26	MG	Z	408	1/1	0.59	-	188,188,188,188	0
26	MG	Z	3165	1/1	0.07	-	63,63,63,63	0
26	MG	Z	744	1/1	0.08	-	27,27,27,27	0
26	MG	Z	420	1/1	0.18	-	116,116,116,116	0
26	MG	Z	75	1/1	0.09	-	64,64,64,64	0
26	MG	Z	530	1/1	1.12	-	80,80,80,80	0
26	MG	Z	586	1/1	0.28	-	134,134,134,134	0
26	MG	Z	3314	1/1	0.10	-	34,34,34,34	0
26	MG	Z	179	1/1	0.32	-	97,97,97,97	0
26	MG	Z	3566	1/1	0.17	-	82,82,82,82	0
26	MG	Z	57	1/1	0.92	-	113,113,113,113	0
26	MG	Z	3688	1/1	0.48	-	82,82,82,82	0
26	MG	Z	2930	1/1	1.36	-	168,168,168,168	0
26	MG	Z	1799	1/1	0.39	-	64,64,64,64	1
26	MG	Z	701	1/1	0.17	-	47,47,47,47	0
26	MG	Z	636	1/1	0.39	-	90,90,90,90	0
26	MG	Z	372	1/1	0.28	-	90,90,90,90	0
26	MG	Z	3178	1/1	0.38	-	1,1,1,1	1
26	MG	Z	175	1/1	1.03	-	85,85,85,85	0
26	MG	Z	55	1/1	0.48	-	88,88,88,88	0
26	MG	Z	3186	1/1	0.25	-	36,36,36,36	0
26	MG	Z	3334	1/1	0.26	-	67,67,67,67	0
26	MG	Z	30	1/1	0.38	-	83,83,83,83	1
26	MG	Z	536	1/1	0.46	-	106,106,106,106	0
26	MG	Z	676	1/1	0.45	-	30,30,30,30	0
26	MG	Z	3583	1/1	0.19	-	45,45,45,45	0
26	MG	Z	278	1/1	0.21	-	101,101,101,101	0
26	MG	Z	3434	1/1	0.11	-	53,53,53,53	0
26	MG	Z	119	1/1	0.72	-	98,98,98,98	0
26	MG	Z	747	1/1	0.58	-	67,67,67,67	0

*Continued on next page...*

*Continued from previous page...*

Mol	Type	Chain	Res	Atoms	RSR	LLDF	B-factors( $\text{\AA}^2$ )	Q<0.9
26	MG	Z	120	1/1	0.16	-	110,110,110,110	0
26	MG	Z	36	1/1	0.19	-	94,94,94,94	0
26	MG	Z	2957	1/1	0.10	-	58,58,58,58	0
26	MG	Z	3211	1/1	0.36	-	61,61,61,61	0
26	MG	Z	534	1/1	0.08	-	102,102,102,102	0
26	MG	Z	2925	1/1	0.09	-	35,35,35,35	0
26	MG	Z	437	1/1	0.55	-	85,85,85,85	0
26	MG	Z	62	1/1	0.65	-	84,84,84,84	0
26	MG	Z	3289	1/1	0.13	-	72,72,72,72	0
26	MG	Z	440	1/1	0.18	-	69,69,69,69	0
26	MG	Z	3470	1/1	0.10	-	69,69,69,69	0
26	MG	Z	3208	1/1	0.14	-	71,71,71,71	0
26	MG	Z	371	1/1	0.45	-	65,65,65,65	0
26	MG	Z	1710	1/1	0.26	-	70,70,70,70	0
26	MG	Z	1554	1/1	0.50	-	76,76,76,76	0
26	MG	Z	742	1/1	0.08	-	43,43,43,43	0
26	MG	Z	2933	1/1	0.07	-	56,56,56,56	0
26	MG	Z	3039	1/1	0.15	-	68,68,68,68	0
26	MG	Z	646	1/1	0.18	-	68,68,68,68	0
26	MG	Z	3430	1/1	0.20	-	35,35,35,35	0
26	MG	Z	3094	1/1	0.09	-	44,44,44,44	0
26	MG	Z	3483	1/1	0.12	-	59,59,59,59	0
26	MG	Z	3262	1/1	0.15	-	74,74,74,74	0
26	MG	Z	3646	1/1	0.57	-	100,100,100,100	0
26	MG	Z	1579	1/1	0.14	-	80,80,80,80	0
26	MG	Z	277	1/1	0.11	-	58,58,58,58	1
26	MG	Z	3378	1/1	0.21	-	65,65,65,65	0
26	MG	Z	324	1/1	0.37	-	90,90,90,90	0
26	MG	Z	557	1/1	0.39	-	92,92,92,92	0
26	MG	Z	3137	1/1	0.17	-	90,90,90,90	0
26	MG	Z	592	1/1	0.12	-	60,60,60,60	0
26	MG	Z	1749	1/1	0.84	-	87,87,87,87	0
26	MG	Z	3351	1/1	0.18	-	48,48,48,48	0
26	MG	Z	3276	1/1	0.06	-	76,76,76,76	0
26	MG	Z	1734	1/1	0.56	-	84,84,84,84	0
26	MG	Z	237	1/1	0.34	-	80,80,80,80	0
26	MG	Z	3635	1/1	0.17	-	47,47,47,47	0
26	MG	Z	753	1/1	0.18	-	106,106,106,106	0
26	MG	Z	3202	1/1	0.19	-	127,127,127,127	0
26	MG	Z	564	1/1	0.41	-	93,93,93,93	0
26	MG	Z	8	1/1	0.47	-	74,74,74,74	0
26	MG	Z	3411	1/1	0.05	-	41,41,41,41	0

*Continued on next page...*

*Continued from previous page...*

Mol	Type	Chain	Res	Atoms	RSR	LLDF	B-factors( $\text{\AA}^2$ )	Q<0.9
26	MG	Z	113	1/1	0.93	-	64,64,64,64	1
26	MG	Z	453	1/1	0.20	-	66,66,66,66	0
26	MG	Z	3229	1/1	0.49	-	105,105,105,105	0
26	MG	Z	1560	1/1	0.22	-	107,107,107,107	0
26	MG	Z	1646	1/1	0.11	-	75,75,75,75	0
26	MG	Z	528	1/1	0.14	-	123,123,123,123	0
26	MG	Z	3550	1/1	0.33	-	82,82,82,82	0
26	MG	Z	3639	1/1	0.19	-	90,90,90,90	0
26	MG	Z	3493	1/1	0.13	-	58,58,58,58	0
26	MG	Z	580	1/1	0.21	-	64,64,64,64	0
26	MG	Z	150	1/1	0.27	-	84,84,84,84	0
26	MG	Z	3333	1/1	0.12	-	73,73,73,73	0
26	MG	Z	3117	1/1	0.35	-	41,41,41,41	0
26	MG	Z	287	1/1	0.12	-	77,77,77,77	0
26	MG	Z	3007	1/1	0.27	-	62,62,62,62	0
26	MG	Z	3134	1/1	0.32	-	69,69,69,69	0
26	MG	Z	1832	1/1	0.44	-	99,99,99,99	0
26	MG	Z	424	1/1	0.41	-	70,70,70,70	1
26	MG	Z	142	1/1	1.24	-	142,142,142,142	0
26	MG	Z	3203	1/1	0.10	-	32,32,32,32	0
26	MG	Z	2926	1/1	0.13	-	44,44,44,44	0
26	MG	Z	3172	1/1	0.19	-	63,63,63,63	0
26	MG	Z	1809	1/1	0.19	-	146,146,146,146	0
26	MG	Z	490	1/1	0.17	-	74,74,74,74	0
26	MG	Z	3230	1/1	0.16	-	43,43,43,43	0
26	MG	Z	624	1/1	0.57	-	98,98,98,98	0
26	MG	Z	3029	1/1	0.13	-	55,55,55,55	0
26	MG	Z	3312	1/1	0.21	-	37,37,37,37	0
26	MG	Z	3466	1/1	0.16	-	101,101,101,101	0
26	MG	Z	2990	1/1	0.45	-	135,135,135,135	0
26	MG	Z	443	1/1	1.53	-	97,97,97,97	0
26	MG	Z	3471	1/1	0.09	-	44,44,44,44	0
26	MG	Z	84	1/1	0.29	-	33,33,33,33	0
26	MG	Z	317	1/1	0.16	-	78,78,78,78	0
26	MG	Z	272	1/1	0.10	-	95,95,95,95	0
26	MG	Z	400	1/1	0.24	-	97,97,97,97	0
26	MG	Z	3551	1/1	2.08	-	102,102,102,102	0
26	MG	Z	650	1/1	0.14	-	63,63,63,63	0
26	MG	Z	714	1/1	0.19	-	95,95,95,95	0
26	MG	Z	3335	1/1	0.21	-	69,69,69,69	1
26	MG	Z	698	1/1	1.07	-	89,89,89,89	0
26	MG	Z	34	1/1	0.12	-	95,95,95,95	0

*Continued on next page...*

*Continued from previous page...*

Mol	Type	Chain	Res	Atoms	RSR	LLDF	B-factors( $\text{\AA}^2$ )	Q<0.9
26	MG	Z	1689	1/1	0.54	-	71,71,71,71	1
26	MG	Z	266	1/1	0.09	-	35,35,35,35	0
26	MG	Z	463	1/1	0.30	-	93,93,93,93	0
26	MG	Z	691	1/1	0.23	-	62,62,62,62	0
26	MG	Z	515	1/1	0.66	-	119,119,119,119	0
26	MG	Z	3123	1/1	0.22	-	73,73,73,73	0
26	MG	Z	2961	1/1	0.08	-	90,90,90,90	0
26	MG	Z	3455	1/1	0.68	-	94,94,94,94	0
26	MG	Z	712	1/1	0.10	-	79,79,79,79	0
26	MG	Z	189	1/1	0.07	-	47,47,47,47	0
26	MG	Z	587	1/1	0.28	-	77,77,77,77	0
26	MG	Z	3690	1/1	0.07	-	79,79,79,79	0
26	MG	Z	338	1/1	0.73	-	75,75,75,75	0
26	MG	Z	539	1/1	0.26	-	76,76,76,76	0
26	MG	Z	260	1/1	0.25	-	92,92,92,92	0
26	MG	Z	2973	1/1	0.26	-	75,75,75,75	0
26	MG	Z	3327	1/1	0.30	-	42,42,42,42	0
26	MG	Z	1794	1/1	0.17	-	82,82,82,82	0
26	MG	Z	1767	1/1	0.26	-	124,124,124,124	0
26	MG	Z	648	1/1	0.33	-	98,98,98,98	0
26	MG	Z	345	1/1	0.37	-	104,104,104,104	0
26	MG	Z	571	1/1	0.46	-	79,79,79,79	0
26	MG	Z	547	1/1	0.48	-	130,130,130,130	0
26	MG	Z	258	1/1	0.16	-	68,68,68,68	1
26	MG	Z	3139	1/1	0.09	-	57,57,57,57	0
26	MG	Z	3429	1/1	0.13	-	102,102,102,102	0
26	MG	Z	3220	1/1	0.13	-	26,26,26,26	0
26	MG	Z	3297	1/1	0.20	-	87,87,87,87	0
26	MG	Z	546	1/1	0.18	-	163,163,163,163	0
26	MG	Z	659	1/1	0.10	-	100,100,100,100	0
26	MG	Z	573	1/1	0.89	-	66,66,66,66	0
26	MG	Z	3175	1/1	0.13	-	77,77,77,77	0
26	MG	Z	447	1/1	0.30	-	54,54,54,54	0
26	MG	Z	1561	1/1	0.28	-	53,53,53,53	0
26	MG	Z	3076	1/1	0.31	-	66,66,66,66	0
26	MG	Z	196	1/1	0.22	-	92,92,92,92	0
26	MG	Z	15	1/1	0.69	-	58,58,58,58	0
26	MG	Z	3248	1/1	0.14	-	62,62,62,62	0
26	MG	Z	54	1/1	0.41	-	106,106,106,106	0
26	MG	Z	3579	1/1	0.13	-	116,116,116,116	0
26	MG	Z	1619	1/1	0.13	-	61,61,61,61	0
26	MG	Z	608	1/1	0.13	-	141,141,141,141	0

*Continued on next page...*

*Continued from previous page...*

Mol	Type	Chain	Res	Atoms	RSR	LLDF	B-factors( $\text{\AA}^2$ )	Q<0.9
26	MG	Z	3083	1/1	0.23	-	63,63,63,63	0
26	MG	Z	2928	1/1	1.09	-	89,89,89,89	0
26	MG	Z	3656	1/1	0.23	-	83,83,83,83	0
26	MG	Z	259	1/1	0.42	-	108,108,108,108	0
26	MG	Z	679	1/1	0.12	-	37,37,37,37	0
26	MG	Z	1566	1/1	0.14	-	80,80,80,80	0
26	MG	Z	176	1/1	0.12	-	101,101,101,101	0
26	MG	Z	3114	1/1	0.30	-	86,86,86,86	0
26	MG	Z	634	1/1	0.83	-	90,90,90,90	0
26	MG	Z	727	1/1	0.09	-	62,62,62,62	0
26	MG	Z	562	1/1	0.31	-	105,105,105,105	0
26	MG	Z	314	1/1	0.23	-	49,49,49,49	0
26	MG	Z	613	1/1	0.59	-	102,102,102,102	0
26	MG	Z	1678	1/1	0.18	-	65,65,65,65	0
26	MG	Z	99	1/1	0.52	-	78,78,78,78	0
26	MG	Z	1604	1/1	0.14	-	73,73,73,73	0
26	MG	Z	655	1/1	0.12	-	57,57,57,57	0
26	MG	Z	3563	1/1	0.28	-	84,84,84,84	0
26	MG	Z	3214	1/1	0.19	-	118,118,118,118	0
26	MG	Z	674	1/1	0.14	-	36,36,36,36	0
26	MG	Z	684	1/1	0.13	-	88,88,88,88	0
26	MG	Z	131	1/1	0.10	-	45,45,45,45	0
26	MG	Z	3291	1/1	0.07	-	100,100,100,100	0
26	MG	Z	126	1/1	0.20	-	113,113,113,113	0
26	MG	Z	611	1/1	0.67	-	87,87,87,87	0
26	MG	Z	44	1/1	0.27	-	109,109,109,109	0
26	MG	Z	3034	1/1	0.10	-	25,25,25,25	0
26	MG	Z	1617	1/1	0.24	-	62,62,62,62	0
26	MG	Z	1642	1/1	0.96	-	78,78,78,78	0
26	MG	Z	407	1/1	0.20	-	90,90,90,90	0
26	MG	Z	3408	1/1	0.10	-	44,44,44,44	0
26	MG	Z	157	1/1	0.12	-	84,84,84,84	0
26	MG	Z	1651	1/1	0.30	-	56,56,56,56	0
26	MG	Z	1591	1/1	0.74	-	80,80,80,80	0
26	MG	Z	2911	1/1	0.24	-	54,54,54,54	0
26	MG	Z	166	1/1	0.08	-	64,64,64,64	0
26	MG	Z	359	1/1	0.24	-	82,82,82,82	1
26	MG	Z	3598	1/1	0.09	-	76,76,76,76	0
26	MG	Z	226	1/1	0.33	-	83,83,83,83	0
26	MG	Z	3536	1/1	0.17	-	81,81,81,81	0
26	MG	Z	522	1/1	0.47	-	103,103,103,103	0
26	MG	Z	3030	1/1	0.22	-	44,44,44,44	0

*Continued on next page...*



*Continued from previous page...*

Mol	Type	Chain	Res	Atoms	RSR	LLDF	B-factors( $\text{\AA}^2$ )	Q<0.9
26	MG	Z	559	1/1	0.28	-	83,83,83,83	0
26	MG	Z	706	1/1	0.15	-	79,79,79,79	0
26	MG	Z	3269	1/1	0.46	-	79,79,79,79	0
26	MG	Z	2996	1/1	0.39	-	72,72,72,72	0
26	MG	Z	451	1/1	0.43	-	80,80,80,80	0
26	MG	Z	13	1/1	0.49	-	37,37,37,37	0
26	MG	Z	3587	1/1	0.18	-	71,71,71,71	0
26	MG	Z	3531	1/1	0.22	-	83,83,83,83	0
26	MG	Z	3255	1/1	0.31	-	105,105,105,105	0
26	MG	Z	398	1/1	0.63	-	105,105,105,105	0
26	MG	Z	326	1/1	0.23	-	48,48,48,48	0
26	MG	Z	3387	1/1	0.20	-	40,40,40,40	0
26	MG	Z	426	1/1	0.98	-	70,70,70,70	1
26	MG	Z	619	1/1	0.39	-	88,88,88,88	0
26	MG	Z	3567	1/1	0.20	-	54,54,54,54	1
26	MG	Z	3281	1/1	0.16	-	77,77,77,77	0
26	MG	Z	321	1/1	0.42	-	107,107,107,107	0
26	MG	Z	2978	1/1	0.17	-	59,59,59,59	0
26	MG	Z	738	1/1	0.15	-	57,57,57,57	0
26	MG	Z	261	1/1	1.45	-	84,84,84,84	0
26	MG	Z	568	1/1	0.36	-	107,107,107,107	0
26	MG	Z	161	1/1	0.36	-	113,113,113,113	0
26	MG	Z	3410	1/1	0.24	-	40,40,40,40	0
26	MG	Z	3463	1/1	0.17	-	70,70,70,70	0
26	MG	Z	2954	1/1	0.41	-	75,75,75,75	0
26	MG	Z	3345	1/1	0.16	-	68,68,68,68	0
26	MG	Z	575	1/1	0.36	-	38,38,38,38	0
26	MG	Z	1627	1/1	0.36	-	74,74,74,74	0
26	MG	Z	3006	1/1	0.22	-	79,79,79,79	0
26	MG	Z	330	1/1	0.29	-	68,68,68,68	0
26	MG	Z	512	1/1	0.51	-	120,120,120,120	0
26	MG	Z	3317	1/1	0.19	-	52,52,52,52	0
26	MG	Z	590	1/1	0.41	-	64,64,64,64	0
26	MG	Z	3319	1/1	0.58	-	64,64,64,64	0
26	MG	Z	3500	1/1	0.16	-	47,47,47,47	1
26	MG	Z	143	1/1	0.07	-	96,96,96,96	0
26	MG	Z	3559	1/1	0.16	-	79,79,79,79	0
26	MG	Z	3154	1/1	0.22	-	68,68,68,68	0
26	MG	Z	1739	1/1	0.56	-	77,77,77,77	0
26	MG	Z	3599	1/1	0.03	-	58,58,58,58	0
26	MG	Z	3491	1/1	0.11	-	55,55,55,55	0
26	MG	Z	1684	1/1	0.19	-	90,90,90,90	0

*Continued on next page...*



*Continued from previous page...*

Mol	Type	Chain	Res	Atoms	RSR	LLDF	B-factors( $\text{\AA}^2$ )	Q<0.9
26	MG	Z	35	1/1	0.09	-	88,88,88,88	0
26	MG	Z	639	1/1	0.11	-	73,73,73,73	0
26	MG	Z	3476	1/1	0.55	-	112,112,112,112	0
25	ZN	Z	1	1/1	0.25	-	106,106,106,106	0
26	MG	Z	431	1/1	0.53	-	50,50,50,50	0
26	MG	Z	612	1/1	0.59	-	94,94,94,94	0
26	MG	Z	3219	1/1	0.11	-	76,76,76,76	0
26	MG	Z	551	1/1	0.29	-	90,90,90,90	0
26	MG	Z	3061	1/1	0.20	-	55,55,55,55	0
26	MG	Z	591	1/1	1.13	-	71,71,71,71	0
26	MG	Z	118	1/1	0.07	-	62,62,62,62	0
26	MG	Z	466	1/1	0.21	-	74,74,74,74	1
26	MG	Z	3368	1/1	0.07	-	60,60,60,60	0
26	MG	Z	262	1/1	0.35	-	82,82,82,82	0
26	MG	Z	3511	1/1	0.25	-	74,74,74,74	0
26	MG	Z	1606	1/1	0.19	-	147,147,147,147	0
26	MG	Z	3510	1/1	0.60	-	119,119,119,119	0
26	MG	Z	2959	1/1	0.15	-	117,117,117,117	0
26	MG	Z	3601	1/1	0.15	-	115,115,115,115	0
26	MG	Z	3512	1/1	1.20	-	122,122,122,122	0
26	MG	Z	1696	1/1	0.13	-	87,87,87,87	1
26	MG	Z	3628	1/1	0.27	-	81,81,81,81	1
26	MG	Z	3197	1/1	0.33	-	63,63,63,63	1
26	MG	Z	3634	1/1	0.09	-	86,86,86,86	0
26	MG	Z	3525	1/1	0.08	-	33,33,33,33	0
26	MG	Z	3633	1/1	0.49	-	143,143,143,143	0
26	MG	Z	103	1/1	0.35	-	102,102,102,102	0
26	MG	Z	433	1/1	0.59	-	81,81,81,81	0
26	MG	Z	401	1/1	0.27	-	65,65,65,65	1
26	MG	Z	3341	1/1	0.11	-	68,68,68,68	0
26	MG	Z	730	1/1	0.15	-	36,36,36,36	0
26	MG	Z	1782	1/1	0.28	-	94,94,94,94	1
26	MG	Z	2917	1/1	0.25	-	33,33,33,33	0
26	MG	Z	223	1/1	0.13	-	84,84,84,84	0
26	MG	Z	137	1/1	0.38	-	102,102,102,102	0
26	MG	Z	651	1/1	0.06	-	61,61,61,61	0
26	MG	Z	3042	1/1	0.65	-	62,62,62,62	1
26	MG	Z	693	1/1	0.20	-	52,52,52,52	0
26	MG	Z	504	1/1	0.22	-	54,54,54,54	0
26	MG	Z	3353	1/1	0.13	-	63,63,63,63	0
26	MG	Z	139	1/1	0.40	-	98,98,98,98	0
26	MG	Z	181	1/1	0.21	-	38,38,38,38	0

*Continued on next page...*

*Continued from previous page...*

Mol	Type	Chain	Res	Atoms	RSR	LLDF	B-factors( $\text{\AA}^2$ )	Q<0.9
26	MG	Z	3303	1/1	0.07	-	75,75,75,75	0
26	MG	Z	3315	1/1	0.10	-	44,44,44,44	0
26	MG	Z	3301	1/1	0.40	-	86,86,86,86	0
26	MG	Z	3381	1/1	1.02	-	111,111,111,111	0
26	MG	Z	3058	1/1	0.23	-	93,93,93,93	0
26	MG	Z	556	1/1	0.31	-	57,57,57,57	0
26	MG	Z	3697	1/1	0.12	-	31,31,31,31	0
26	MG	Z	193	1/1	0.06	-	22,22,22,22	0
26	MG	Z	18	1/1	0.92	-	104,104,104,104	0
26	MG	Z	3456	1/1	0.20	-	103,103,103,103	0
26	MG	Z	3028	1/1	0.29	-	77,77,77,77	0
26	MG	Z	3605	1/1	0.31	-	68,68,68,68	0
26	MG	Z	64	1/1	0.15	-	44,44,44,44	1
26	MG	Z	250	1/1	0.47	-	108,108,108,108	0
26	MG	Z	1708	1/1	0.47	-	43,43,43,43	0
26	MG	Z	3366	1/1	0.11	-	62,62,62,62	0
26	MG	Z	116	1/1	0.15	-	80,80,80,80	0
26	MG	Z	1818	1/1	0.29	-	65,65,65,65	0
26	MG	Z	3222	1/1	0.65	-	78,78,78,78	1
26	MG	Z	3080	1/1	0.29	-	88,88,88,88	1
26	MG	Z	3011	1/1	0.23	-	99,99,99,99	0
26	MG	Z	678	1/1	0.21	-	18,18,18,18	0
26	MG	Z	649	1/1	0.45	-	98,98,98,98	0
26	MG	Z	552	1/1	0.20	-	102,102,102,102	0
26	MG	Z	82	1/1	0.13	-	61,61,61,61	0
26	MG	Z	53	1/1	0.43	-	51,51,51,51	0
26	MG	Z	3075	1/1	0.22	-	42,42,42,42	0
26	MG	Z	301	1/1	0.11	-	73,73,73,73	0
26	MG	Z	1830	1/1	0.23	-	97,97,97,97	0
26	MG	Z	263	1/1	0.62	-	56,56,56,56	1
26	MG	Z	3487	1/1	0.34	-	95,95,95,95	0
26	MG	Z	92	1/1	0.21	-	85,85,85,85	0
26	MG	Z	538	1/1	0.30	-	61,61,61,61	0
26	MG	Z	3457	1/1	0.18	-	54,54,54,54	0
26	MG	Z	3292	1/1	0.14	-	56,56,56,56	0
26	MG	Z	510	1/1	0.26	-	108,108,108,108	0
26	MG	Z	369	1/1	0.13	-	56,56,56,56	1
26	MG	Z	2965	1/1	0.15	-	85,85,85,85	0
26	MG	Z	491	1/1	0.35	-	77,77,77,77	0
26	MG	Z	3365	1/1	0.11	-	70,70,70,70	0
26	MG	Z	76	1/1	0.31	-	95,95,95,95	0
26	MG	Z	3442	1/1	0.54	-	55,55,55,55	0

*Continued on next page...*

*Continued from previous page...*

Mol	Type	Chain	Res	Atoms	RSR	LLDF	B-factors( $\text{\AA}^2$ )	Q<0.9
26	MG	Z	3596	1/1	0.15	-	79,79,79,79	0
26	MG	Z	240	1/1	0.55	-	58,58,58,58	0
26	MG	Z	148	1/1	0.10	-	59,59,59,59	0
26	MG	Z	3477	1/1	0.76	-	132,132,132,132	0
26	MG	Z	2982	1/1	0.09	-	61,61,61,61	0
26	MG	Z	3118	1/1	0.14	-	29,29,29,29	0
26	MG	Z	182	1/1	0.09	-	57,57,57,57	0
26	MG	Z	305	1/1	0.30	-	47,47,47,47	1
26	MG	Z	3560	1/1	0.57	-	83,83,83,83	0
26	MG	Z	329	1/1	0.22	-	52,52,52,52	1
26	MG	Z	3405	1/1	0.19	-	72,72,72,72	0
26	MG	Z	631	1/1	0.46	-	80,80,80,80	0
26	MG	Z	269	1/1	0.69	-	63,63,63,63	0
26	MG	Z	78	1/1	0.22	-	52,52,52,52	0
26	MG	Z	46	1/1	0.15	-	90,90,90,90	1
26	MG	Z	154	1/1	0.12	-	84,84,84,84	0
26	MG	Z	109	1/1	0.93	-	111,111,111,111	0
26	MG	Z	3113	1/1	0.06	-	39,39,39,39	0
26	MG	Z	3176	1/1	0.21	-	59,59,59,59	0
26	MG	Z	394	1/1	0.22	-	44,44,44,44	1
26	MG	Z	3217	1/1	0.18	-	72,72,72,72	0
26	MG	Z	419	1/1	0.17	-	111,111,111,111	0
26	MG	Z	3595	1/1	0.10	-	39,39,39,39	0
26	MG	Z	1732	1/1	0.26	-	55,55,55,55	0
26	MG	Z	444	1/1	0.53	-	94,94,94,94	0
26	MG	Z	487	1/1	0.40	-	65,65,65,65	0
26	MG	Z	141	1/1	0.08	-	55,55,55,55	1
26	MG	Z	115	1/1	0.09	-	30,30,30,30	0
26	MG	Z	3516	1/1	0.51	-	103,103,103,103	0
26	MG	Z	1557	1/1	0.13	-	42,42,42,42	0
26	MG	Z	3196	1/1	0.39	-	97,97,97,97	0
26	MG	Z	3489	1/1	0.30	-	42,42,42,42	0
26	MG	Z	1567	1/1	0.26	-	89,89,89,89	0
26	MG	Z	159	1/1	0.31	-	80,80,80,80	0
26	MG	Z	14	1/1	0.17	-	73,73,73,73	0
26	MG	Z	2969	1/1	0.15	-	110,110,110,110	0
26	MG	Z	280	1/1	0.34	-	98,98,98,98	1
26	MG	Z	3072	1/1	0.07	-	41,41,41,41	0
26	MG	Z	1686	1/1	0.36	-	79,79,79,79	0
26	MG	Z	570	1/1	0.10	-	60,60,60,60	0
26	MG	Z	1803	1/1	0.46	-	75,75,75,75	0
26	MG	Z	3048	1/1	0.10	-	79,79,79,79	0

*Continued on next page...*

*Continued from previous page...*

Mol	Type	Chain	Res	Atoms	RSR	LLDF	B-factors( $\text{\AA}^2$ )	Q<0.9
26	MG	Z	628	1/1	0.08	-	79,79,79,79	0
26	MG	Z	3299	1/1	0.34	-	85,85,85,85	0
26	MG	Z	2960	1/1	0.12	-	78,78,78,78	0
26	MG	Z	32	1/1	0.24	-	66,66,66,66	0
26	MG	Z	3540	1/1	0.19	-	28,28,28,28	0
26	MG	Z	1835	1/1	0.10	-	67,67,67,67	0
26	MG	Z	414	1/1	0.09	-	82,82,82,82	0
26	MG	Z	2968	1/1	0.35	-	102,102,102,102	0
26	MG	Z	479	1/1	0.60	-	111,111,111,111	0
26	MG	Z	3272	1/1	0.20	-	107,107,107,107	0
26	MG	Z	741	1/1	0.07	-	34,34,34,34	0
26	MG	Z	255	1/1	0.89	-	79,79,79,79	0
26	MG	Z	3073	1/1	0.13	-	50,50,50,50	0
26	MG	Z	130	1/1	0.29	-	75,75,75,75	0
26	MG	Z	2946	1/1	0.35	-	79,79,79,79	0
26	MG	Z	180	1/1	0.18	-	85,85,85,85	0
26	MG	Z	488	1/1	0.17	-	107,107,107,107	1
26	MG	Z	692	1/1	1.51	-	101,101,101,101	0
26	MG	Z	529	1/1	0.20	-	109,109,109,109	0
26	MG	Z	56	1/1	0.15	-	70,70,70,70	0
26	MG	Z	356	1/1	0.13	-	101,101,101,101	0
26	MG	Z	494	1/1	0.35	-	101,101,101,101	0
26	MG	Z	644	1/1	0.34	-	92,92,92,92	0
26	MG	Z	3111	1/1	0.83	-	95,95,95,95	0
26	MG	Z	602	1/1	0.19	-	86,86,86,86	0
26	MG	Z	675	1/1	0.12	-	87,87,87,87	0
26	MG	Z	3389	1/1	0.27	-	69,69,69,69	0
26	MG	Z	3089	1/1	0.15	-	31,31,31,31	0
26	MG	Z	3600	1/1	0.28	-	113,113,113,113	0
26	MG	Z	3218	1/1	0.23	-	107,107,107,107	0
26	MG	Z	3278	1/1	0.08	-	42,42,42,42	0
26	MG	Z	471	1/1	0.27	-	51,51,51,51	1
26	MG	Z	545	1/1	0.62	-	114,114,114,114	0
26	MG	Z	20	1/1	0.45	-	92,92,92,92	0
26	MG	Z	3527	1/1	0.46	-	46,46,46,46	1
26	MG	Z	1793	1/1	0.17	-	81,81,81,81	0
26	MG	Z	3015	1/1	0.09	-	28,28,28,28	0
26	MG	Z	3336	1/1	0.25	-	58,58,58,58	0
26	MG	Z	566	1/1	0.07	-	80,80,80,80	0
26	MG	Z	1776	1/1	0.83	-	60,60,60,60	1
26	MG	Z	3087	1/1	0.33	-	126,126,126,126	0
26	MG	Z	3528	1/1	0.17	-	53,53,53,53	0

*Continued on next page...*

*Continued from previous page...*

Mol	Type	Chain	Res	Atoms	RSR	LLDF	B-factors( $\text{\AA}^2$ )	Q<0.9
26	MG	Z	505	1/1	0.09	-	86,86,86,86	0
26	MG	Z	2970	1/1	0.18	-	31,31,31,31	0
26	MG	Z	1582	1/1	0.14	-	60,60,60,60	0
26	MG	Z	626	1/1	0.06	-	17,17,17,17	0
26	MG	Z	3097	1/1	0.28	-	59,59,59,59	0
26	MG	Z	3441	1/1	0.67	-	133,133,133,133	0
26	MG	Z	724	1/1	0.19	-	125,125,125,125	0
26	MG	Z	1623	1/1	0.07	-	76,76,76,76	0
26	MG	Z	184	1/1	0.30	-	97,97,97,97	0
26	MG	Z	1763	1/1	0.13	-	58,58,58,58	0
26	MG	Z	3287	1/1	0.30	-	63,63,63,63	1
26	MG	Z	4	1/1	0.24	-	71,71,71,71	0
26	MG	Z	3124	1/1	0.17	-	51,51,51,51	0
26	MG	Z	215	1/1	0.38	-	82,82,82,82	0
26	MG	Z	158	1/1	0.19	-	79,79,79,79	0
26	MG	Z	637	1/1	0.18	-	66,66,66,66	0
26	MG	Z	3131	1/1	0.12	-	66,66,66,66	0
26	MG	Z	604	1/1	0.14	-	86,86,86,86	0
26	MG	Z	3593	1/1	0.15	-	113,113,113,113	0
26	MG	Z	2921	1/1	0.13	-	39,39,39,39	0
26	MG	Z	3462	1/1	0.28	-	19,19,19,19	0
26	MG	Z	3444	1/1	0.25	-	46,46,46,46	0
26	MG	Z	1756	1/1	0.40	-	68,68,68,68	0
26	MG	Z	247	1/1	0.48	-	113,113,113,113	0
26	MG	Z	2977	1/1	0.30	-	78,78,78,78	0
26	MG	Z	3133	1/1	0.45	-	67,67,67,67	0
26	MG	Z	707	1/1	0.11	-	35,35,35,35	0
26	MG	Z	3530	1/1	0.12	-	88,88,88,88	0
26	MG	Z	2991	1/1	0.41	-	85,85,85,85	0
26	MG	Z	553	1/1	0.18	-	81,81,81,81	0
26	MG	Z	1670	1/1	0.09	-	65,65,65,65	0
26	MG	Z	1709	1/1	0.94	-	75,75,75,75	0
26	MG	Z	1681	1/1	0.41	-	134,134,134,134	0
26	MG	Z	550	1/1	0.28	-	98,98,98,98	0
26	MG	Z	3077	1/1	0.29	-	65,65,65,65	0
26	MG	Z	498	1/1	0.22	-	50,50,50,50	0
26	MG	Z	85	1/1	0.11	-	20,20,20,20	0
26	MG	Z	3683	1/1	0.78	-	79,79,79,79	0
26	MG	Z	2915	1/1	0.25	-	60,60,60,60	0
26	MG	Z	1698	1/1	0.32	-	120,120,120,120	0
26	MG	Z	3167	1/1	0.40	-	92,92,92,92	0
26	MG	Z	3	1/1	0.28	-	25,25,25,25	0

*Continued on next page...*

*Continued from previous page...*

Mol	Type	Chain	Res	Atoms	RSR	LLDF	B-factors( $\text{\AA}^2$ )	Q<0.9
26	MG	Z	3521	1/1	0.09	-	76,76,76,76	0
26	MG	Z	3438	1/1	0.10	-	58,58,58,58	0
26	MG	Z	531	1/1	0.50	-	108,108,108,108	0
26	MG	Z	3607	1/1	0.18	-	53,53,53,53	0
26	MG	Z	532	1/1	0.34	-	96,96,96,96	0
26	MG	Z	3371	1/1	0.07	-	37,37,37,37	0
26	MG	Z	1798	1/1	0.37	-	67,67,67,67	0
26	MG	Z	2943	1/1	0.08	-	25,25,25,25	0
26	MG	Z	1632	1/1	0.14	-	57,57,57,57	0
26	MG	Z	596	1/1	0.23	-	60,60,60,60	0
26	MG	Z	3556	1/1	0.47	-	62,62,62,62	0
26	MG	Z	3032	1/1	0.29	-	60,60,60,60	0
26	MG	Z	3068	1/1	0.07	-	69,69,69,69	0
26	MG	Z	717	1/1	0.38	-	81,81,81,81	0
26	MG	Z	21	1/1	0.49	-	108,108,108,108	0
26	MG	Z	492	1/1	0.58	-	107,107,107,107	0
26	MG	Z	1688	1/1	0.41	-	81,81,81,81	0
26	MG	Z	3355	1/1	0.09	-	72,72,72,72	0
26	MG	Z	1691	1/1	0.46	-	65,65,65,65	1
26	MG	Z	2929	1/1	0.07	-	36,36,36,36	0
26	MG	Z	172	1/1	0.12	-	72,72,72,72	0
26	MG	Z	647	1/1	0.39	-	74,74,74,74	0
26	MG	Z	3108	1/1	0.21	-	96,96,96,96	0
26	MG	Z	3340	1/1	1.00	-	125,125,125,125	0
26	MG	Z	3350	1/1	0.19	-	64,64,64,64	0
26	MG	Z	588	1/1	0.26	-	76,76,76,76	0
26	MG	Z	3349	1/1	0.30	-	67,67,67,67	1
26	MG	Z	3431	1/1	0.11	-	96,96,96,96	0
26	MG	Z	593	1/1	0.09	-	75,75,75,75	0

## 6.5 Other polymers ⓘ

There are no such residues in this entry.