



# wwPDB X-ray Structure Validation Summary Report i

Feb 27, 2014 – 05:37 AM GMT

PDB ID : 2XPD  
Title : Reduced Thiol peroxidase (Tpx) from yersinia Pseudotuberculosis  
Authors : Gabrielsen, M.; Zetterstrom, C.E.; Wang, D.; Elofsson, M.; Roe, A.J.  
Deposited on : 2010-08-26  
Resolution : 2.00 Å(reported)

This is a wwPDB validation summary report for a publicly released PDB entry.

We welcome your comments at [validation@mail.wwpdb.org](mailto:validation@mail.wwpdb.org)

A user guide is available at <http://wwpdb.org/ValidationPDFNotes.html>

---

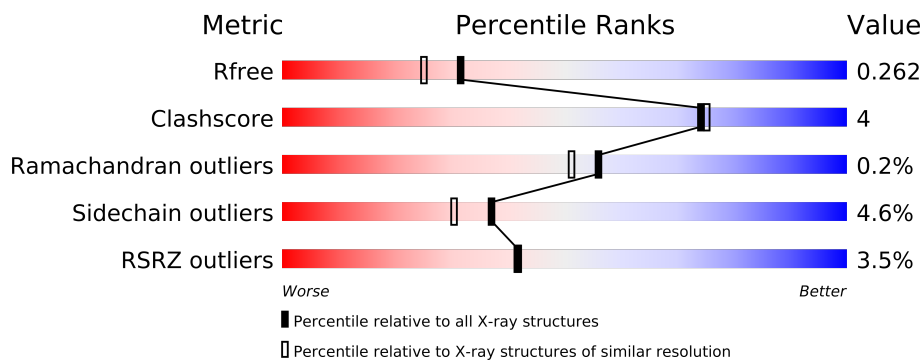
The following versions of software and data (see [references](#)) were used in the production of this report:

MolProbity	:	4.02b-467
Mogul	:	1.15 2013
Xtriage (Phenix)	:	dev-1323
EDS	:	stable22639
Percentile statistics	:	21963
Refmac	:	5.8.0049
CCP4	:	6.3.0 (Settle)
Ideal geometry (proteins)	:	Engh & Huber (2001)
Ideal geometry (DNA, RNA)	:	Parkinson et. al. (1996)
Validation Pipeline (wwPDB-VP)	:	stable22683

# 1 Overall quality at a glance

The reported resolution of this entry is 2.00 Å.

Percentile scores (ranging between 0-100) for global validation metrics of the entry are shown in the following graphic. The table shows the number of entries on which the scores are based.



Metric	Whole archive (#Entries)	Similar resolution (#Entries, resolution range(Å))
$R_{free}$	66092	4888 (2.00-2.00)
Clashscore	79885	6188 (2.00-2.00)
Ramachandran outliers	78287	6102 (2.00-2.00)
Sidechain outliers	78261	6100 (2.00-2.00)
RSRZ outliers	66119	4890 (2.00-2.00)

The table below summarises the geometric issues observed across the polymeric chains and their fit to the electron density. The red, orange, yellow and green segments on the lower bar indicate the fraction of residues that contain outliers for  $\geq 3$ , 2, 1 and 0 types of geometric quality criteria. The upper red bar (where present) indicates the fraction of residues that have poor fit to the electron density.

Mol	Chain	Length	Quality of chain
1	A	200	
1	B	200	
1	C	200	
1	D	200	
1	E	200	
1	F	200	

## 2 Entry composition

There are 3 unique types of molecules in this entry. The entry contains 7868 atoms, of which 0 are hydrogen and 0 are deuterium.

In the tables below, the ZeroOcc column contains the number of atoms modelled with zero occupancy, the AltConf column contains the number of residues with at least one atom in alternate conformation and the Trace column contains the number of residues modelled with at most 2 atoms.

- Molecule 1 is a protein called THIOL PEROXIDASE.

Mol	Chain	Residues	Atoms					ZeroOcc	AltConf	Trace
1	A	166	Total	C	N	O	S	0	1	0
			1226	777	208	238	3			
1	B	167	Total	C	N	O	S	0	1	0
			1240	783	211	243	3			
1	C	170	Total	C	N	O	S	0	0	0
			1258	798	210	246	4			
1	D	167	Total	C	N	O	S	0	0	0
			1230	779	207	240	4			
1	E	167	Total	C	N	O	S	0	0	0
			1217	770	206	238	3			
1	F	165	Total	C	N	O	S	0	0	0
			1191	750	202	236	3			

There are 198 discrepancies between the modelled and reference sequences:

Chain	Residue	Modelled	Actual	Comment	Reference
A	-32	MET	-	EXPRESSION TAG	UNP Q66A71
A	-31	HIS	-	EXPRESSION TAG	UNP Q66A71
A	-30	HIS	-	EXPRESSION TAG	UNP Q66A71
A	-29	HIS	-	EXPRESSION TAG	UNP Q66A71
A	-28	HIS	-	EXPRESSION TAG	UNP Q66A71
A	-27	HIS	-	EXPRESSION TAG	UNP Q66A71
A	-26	HIS	-	EXPRESSION TAG	UNP Q66A71
A	-25	GLY	-	EXPRESSION TAG	UNP Q66A71
A	-24	LYS	-	EXPRESSION TAG	UNP Q66A71
A	-23	PRO	-	EXPRESSION TAG	UNP Q66A71
A	-22	ILE	-	EXPRESSION TAG	UNP Q66A71
A	-21	PRO	-	EXPRESSION TAG	UNP Q66A71
A	-20	ASN	-	EXPRESSION TAG	UNP Q66A71
A	-19	PRO	-	EXPRESSION TAG	UNP Q66A71
A	-18	LEU	-	EXPRESSION TAG	UNP Q66A71
A	-17	LEU	-	EXPRESSION TAG	UNP Q66A71
A	-16	GLY	-	EXPRESSION TAG	UNP Q66A71

*Continued on next page...*

*Continued from previous page...*

Chain	Residue	Modelled	Actual	Comment	Reference
A	-15	LEU	-	EXPRESSION TAG	UNP Q66A71
A	-14	ASP	-	EXPRESSION TAG	UNP Q66A71
A	-13	SER	-	EXPRESSION TAG	UNP Q66A71
A	-12	THR	-	EXPRESSION TAG	UNP Q66A71
A	-11	GLU	-	EXPRESSION TAG	UNP Q66A71
A	-10	ASN	-	EXPRESSION TAG	UNP Q66A71
A	-9	LEU	-	EXPRESSION TAG	UNP Q66A71
A	-8	TYR	-	EXPRESSION TAG	UNP Q66A71
A	-7	PHE	-	EXPRESSION TAG	UNP Q66A71
A	-6	GLN	-	EXPRESSION TAG	UNP Q66A71
A	-5	GLY	-	EXPRESSION TAG	UNP Q66A71
A	-4	ILE	-	EXPRESSION TAG	UNP Q66A71
A	-3	ASP	-	EXPRESSION TAG	UNP Q66A71
A	-2	PRO	-	EXPRESSION TAG	UNP Q66A71
A	-1	PHE	-	EXPRESSION TAG	UNP Q66A71
A	0	THR	-	EXPRESSION TAG	UNP Q66A71
B	-32	MET	-	EXPRESSION TAG	UNP Q66A71
B	-31	HIS	-	EXPRESSION TAG	UNP Q66A71
B	-30	HIS	-	EXPRESSION TAG	UNP Q66A71
B	-29	HIS	-	EXPRESSION TAG	UNP Q66A71
B	-28	HIS	-	EXPRESSION TAG	UNP Q66A71
B	-27	HIS	-	EXPRESSION TAG	UNP Q66A71
B	-26	HIS	-	EXPRESSION TAG	UNP Q66A71
B	-25	GLY	-	EXPRESSION TAG	UNP Q66A71
B	-24	LYS	-	EXPRESSION TAG	UNP Q66A71
B	-23	PRO	-	EXPRESSION TAG	UNP Q66A71
B	-22	ILE	-	EXPRESSION TAG	UNP Q66A71
B	-21	PRO	-	EXPRESSION TAG	UNP Q66A71
B	-20	ASN	-	EXPRESSION TAG	UNP Q66A71
B	-19	PRO	-	EXPRESSION TAG	UNP Q66A71
B	-18	LEU	-	EXPRESSION TAG	UNP Q66A71
B	-17	LEU	-	EXPRESSION TAG	UNP Q66A71
B	-16	GLY	-	EXPRESSION TAG	UNP Q66A71
B	-15	LEU	-	EXPRESSION TAG	UNP Q66A71
B	-14	ASP	-	EXPRESSION TAG	UNP Q66A71
B	-13	SER	-	EXPRESSION TAG	UNP Q66A71
B	-12	THR	-	EXPRESSION TAG	UNP Q66A71
B	-11	GLU	-	EXPRESSION TAG	UNP Q66A71
B	-10	ASN	-	EXPRESSION TAG	UNP Q66A71
B	-9	LEU	-	EXPRESSION TAG	UNP Q66A71
B	-8	TYR	-	EXPRESSION TAG	UNP Q66A71
B	-7	PHE	-	EXPRESSION TAG	UNP Q66A71

*Continued on next page...*

*Continued from previous page...*

Chain	Residue	Modelled	Actual	Comment	Reference
B	-6	GLN	-	EXPRESSION TAG	UNP Q66A71
B	-5	GLY	-	EXPRESSION TAG	UNP Q66A71
B	-4	ILE	-	EXPRESSION TAG	UNP Q66A71
B	-3	ASP	-	EXPRESSION TAG	UNP Q66A71
B	-2	PRO	-	EXPRESSION TAG	UNP Q66A71
B	-1	PHE	-	EXPRESSION TAG	UNP Q66A71
B	0	THR	-	EXPRESSION TAG	UNP Q66A71
C	-32	MET	-	EXPRESSION TAG	UNP Q66A71
C	-31	HIS	-	EXPRESSION TAG	UNP Q66A71
C	-30	HIS	-	EXPRESSION TAG	UNP Q66A71
C	-29	HIS	-	EXPRESSION TAG	UNP Q66A71
C	-28	HIS	-	EXPRESSION TAG	UNP Q66A71
C	-27	HIS	-	EXPRESSION TAG	UNP Q66A71
C	-26	HIS	-	EXPRESSION TAG	UNP Q66A71
C	-25	GLY	-	EXPRESSION TAG	UNP Q66A71
C	-24	LYS	-	EXPRESSION TAG	UNP Q66A71
C	-23	PRO	-	EXPRESSION TAG	UNP Q66A71
C	-22	ILE	-	EXPRESSION TAG	UNP Q66A71
C	-21	PRO	-	EXPRESSION TAG	UNP Q66A71
C	-20	ASN	-	EXPRESSION TAG	UNP Q66A71
C	-19	PRO	-	EXPRESSION TAG	UNP Q66A71
C	-18	LEU	-	EXPRESSION TAG	UNP Q66A71
C	-17	LEU	-	EXPRESSION TAG	UNP Q66A71
C	-16	GLY	-	EXPRESSION TAG	UNP Q66A71
C	-15	LEU	-	EXPRESSION TAG	UNP Q66A71
C	-14	ASP	-	EXPRESSION TAG	UNP Q66A71
C	-13	SER	-	EXPRESSION TAG	UNP Q66A71
C	-12	THR	-	EXPRESSION TAG	UNP Q66A71
C	-11	GLU	-	EXPRESSION TAG	UNP Q66A71
C	-10	ASN	-	EXPRESSION TAG	UNP Q66A71
C	-9	LEU	-	EXPRESSION TAG	UNP Q66A71
C	-8	TYR	-	EXPRESSION TAG	UNP Q66A71
C	-7	PHE	-	EXPRESSION TAG	UNP Q66A71
C	-6	GLN	-	EXPRESSION TAG	UNP Q66A71
C	-5	GLY	-	EXPRESSION TAG	UNP Q66A71
C	-4	ILE	-	EXPRESSION TAG	UNP Q66A71
C	-3	ASP	-	EXPRESSION TAG	UNP Q66A71
C	-2	PRO	-	EXPRESSION TAG	UNP Q66A71
C	-1	PHE	-	EXPRESSION TAG	UNP Q66A71
C	0	THR	-	EXPRESSION TAG	UNP Q66A71
D	-32	MET	-	EXPRESSION TAG	UNP Q66A71
D	-31	HIS	-	EXPRESSION TAG	UNP Q66A71

*Continued on next page...*

*Continued from previous page...*

Chain	Residue	Modelled	Actual	Comment	Reference
D	-30	HIS	-	EXPRESSION TAG	UNP Q66A71
D	-29	HIS	-	EXPRESSION TAG	UNP Q66A71
D	-28	HIS	-	EXPRESSION TAG	UNP Q66A71
D	-27	HIS	-	EXPRESSION TAG	UNP Q66A71
D	-26	HIS	-	EXPRESSION TAG	UNP Q66A71
D	-25	GLY	-	EXPRESSION TAG	UNP Q66A71
D	-24	LYS	-	EXPRESSION TAG	UNP Q66A71
D	-23	PRO	-	EXPRESSION TAG	UNP Q66A71
D	-22	ILE	-	EXPRESSION TAG	UNP Q66A71
D	-21	PRO	-	EXPRESSION TAG	UNP Q66A71
D	-20	ASN	-	EXPRESSION TAG	UNP Q66A71
D	-19	PRO	-	EXPRESSION TAG	UNP Q66A71
D	-18	LEU	-	EXPRESSION TAG	UNP Q66A71
D	-17	LEU	-	EXPRESSION TAG	UNP Q66A71
D	-16	GLY	-	EXPRESSION TAG	UNP Q66A71
D	-15	LEU	-	EXPRESSION TAG	UNP Q66A71
D	-14	ASP	-	EXPRESSION TAG	UNP Q66A71
D	-13	SER	-	EXPRESSION TAG	UNP Q66A71
D	-12	THR	-	EXPRESSION TAG	UNP Q66A71
D	-11	GLU	-	EXPRESSION TAG	UNP Q66A71
D	-10	ASN	-	EXPRESSION TAG	UNP Q66A71
D	-9	LEU	-	EXPRESSION TAG	UNP Q66A71
D	-8	TYR	-	EXPRESSION TAG	UNP Q66A71
D	-7	PHE	-	EXPRESSION TAG	UNP Q66A71
D	-6	GLN	-	EXPRESSION TAG	UNP Q66A71
D	-5	GLY	-	EXPRESSION TAG	UNP Q66A71
D	-4	ILE	-	EXPRESSION TAG	UNP Q66A71
D	-3	ASP	-	EXPRESSION TAG	UNP Q66A71
D	-2	PRO	-	EXPRESSION TAG	UNP Q66A71
D	-1	PHE	-	EXPRESSION TAG	UNP Q66A71
D	0	THR	-	EXPRESSION TAG	UNP Q66A71
E	-32	MET	-	EXPRESSION TAG	UNP Q66A71
E	-31	HIS	-	EXPRESSION TAG	UNP Q66A71
E	-30	HIS	-	EXPRESSION TAG	UNP Q66A71
E	-29	HIS	-	EXPRESSION TAG	UNP Q66A71
E	-28	HIS	-	EXPRESSION TAG	UNP Q66A71
E	-27	HIS	-	EXPRESSION TAG	UNP Q66A71
E	-26	HIS	-	EXPRESSION TAG	UNP Q66A71
E	-25	GLY	-	EXPRESSION TAG	UNP Q66A71
E	-24	LYS	-	EXPRESSION TAG	UNP Q66A71
E	-23	PRO	-	EXPRESSION TAG	UNP Q66A71
E	-22	ILE	-	EXPRESSION TAG	UNP Q66A71

*Continued on next page...*

*Continued from previous page...*

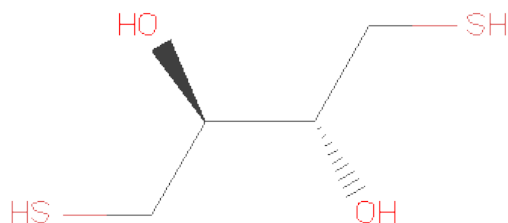
Chain	Residue	Modelled	Actual	Comment	Reference
E	-21	PRO	-	EXPRESSION TAG	UNP Q66A71
E	-20	ASN	-	EXPRESSION TAG	UNP Q66A71
E	-19	PRO	-	EXPRESSION TAG	UNP Q66A71
E	-18	LEU	-	EXPRESSION TAG	UNP Q66A71
E	-17	LEU	-	EXPRESSION TAG	UNP Q66A71
E	-16	GLY	-	EXPRESSION TAG	UNP Q66A71
E	-15	LEU	-	EXPRESSION TAG	UNP Q66A71
E	-14	ASP	-	EXPRESSION TAG	UNP Q66A71
E	-13	SER	-	EXPRESSION TAG	UNP Q66A71
E	-12	THR	-	EXPRESSION TAG	UNP Q66A71
E	-11	GLU	-	EXPRESSION TAG	UNP Q66A71
E	-10	ASN	-	EXPRESSION TAG	UNP Q66A71
E	-9	LEU	-	EXPRESSION TAG	UNP Q66A71
E	-8	TYR	-	EXPRESSION TAG	UNP Q66A71
E	-7	PHE	-	EXPRESSION TAG	UNP Q66A71
E	-6	GLN	-	EXPRESSION TAG	UNP Q66A71
E	-5	GLY	-	EXPRESSION TAG	UNP Q66A71
E	-4	ILE	-	EXPRESSION TAG	UNP Q66A71
E	-3	ASP	-	EXPRESSION TAG	UNP Q66A71
E	-2	PRO	-	EXPRESSION TAG	UNP Q66A71
E	-1	PHE	-	EXPRESSION TAG	UNP Q66A71
E	0	THR	-	EXPRESSION TAG	UNP Q66A71
F	-32	MET	-	EXPRESSION TAG	UNP Q66A71
F	-31	HIS	-	EXPRESSION TAG	UNP Q66A71
F	-30	HIS	-	EXPRESSION TAG	UNP Q66A71
F	-29	HIS	-	EXPRESSION TAG	UNP Q66A71
F	-28	HIS	-	EXPRESSION TAG	UNP Q66A71
F	-27	HIS	-	EXPRESSION TAG	UNP Q66A71
F	-26	HIS	-	EXPRESSION TAG	UNP Q66A71
F	-25	GLY	-	EXPRESSION TAG	UNP Q66A71
F	-24	LYS	-	EXPRESSION TAG	UNP Q66A71
F	-23	PRO	-	EXPRESSION TAG	UNP Q66A71
F	-22	ILE	-	EXPRESSION TAG	UNP Q66A71
F	-21	PRO	-	EXPRESSION TAG	UNP Q66A71
F	-20	ASN	-	EXPRESSION TAG	UNP Q66A71
F	-19	PRO	-	EXPRESSION TAG	UNP Q66A71
F	-18	LEU	-	EXPRESSION TAG	UNP Q66A71
F	-17	LEU	-	EXPRESSION TAG	UNP Q66A71
F	-16	GLY	-	EXPRESSION TAG	UNP Q66A71
F	-15	LEU	-	EXPRESSION TAG	UNP Q66A71
F	-14	ASP	-	EXPRESSION TAG	UNP Q66A71
F	-13	SER	-	EXPRESSION TAG	UNP Q66A71

*Continued on next page...*

*Continued from previous page...*

Chain	Residue	Modelled	Actual	Comment	Reference
F	-12	THR	-	EXPRESSION TAG	UNP Q66A71
F	-11	GLU	-	EXPRESSION TAG	UNP Q66A71
F	-10	ASN	-	EXPRESSION TAG	UNP Q66A71
F	-9	LEU	-	EXPRESSION TAG	UNP Q66A71
F	-8	TYR	-	EXPRESSION TAG	UNP Q66A71
F	-7	PHE	-	EXPRESSION TAG	UNP Q66A71
F	-6	GLN	-	EXPRESSION TAG	UNP Q66A71
F	-5	GLY	-	EXPRESSION TAG	UNP Q66A71
F	-4	ILE	-	EXPRESSION TAG	UNP Q66A71
F	-3	ASP	-	EXPRESSION TAG	UNP Q66A71
F	-2	PRO	-	EXPRESSION TAG	UNP Q66A71
F	-1	PHE	-	EXPRESSION TAG	UNP Q66A71
F	0	THR	-	EXPRESSION TAG	UNP Q66A71

- Molecule 2 is (2R,3S)-1,4-DIMERCAPTOBUTANE-2,3-DIOL (three-letter code: DTU) (formula: C<sub>4</sub>H<sub>10</sub>O<sub>2</sub>S<sub>2</sub>).



Mol	Chain	Residues	Atoms				ZeroOcc	AltConf
2	A	1	Total	C	O	S	0	0
			8	4	2	2		

- Molecule 3 is water.

Mol	Chain	Residues	Atoms		ZeroOcc	AltConf
3	A	117	Total	O	0	0
			117	117		

*Continued on next page...*



*Continued from previous page...*


Mol	Chain	Residues	Atoms		ZeroOcc	AltConf
3	B	101	Total 101	O 101	0	0
3	C	82	Total 82	O 82	0	0
3	D	89	Total 89	O 89	0	0
3	E	62	Total 62	O 62	0	0
3	F	47	Total 47	O 47	0	0

### 3 Residue-property plots

These plots are drawn for all protein, RNA and DNA chains in the entry. The first graphic for a chain summarises the proportions of errors displayed in the second graphic. The second graphic shows the sequence view annotated by issues in geometry and electron density. Residues are color-coded according to the number of geometric quality criteria for which they contain at least one outlier: green = 0, yellow = 1, orange = 2 and red = 3 or more. A red dot above a residue indicates a poor fit to the electron density ( $RSRZ > 2$ ). Stretches of 2 or more consecutive residues without any outlier are shown as a green connector. Residues present in the sample, but not in the model, are shown in grey.

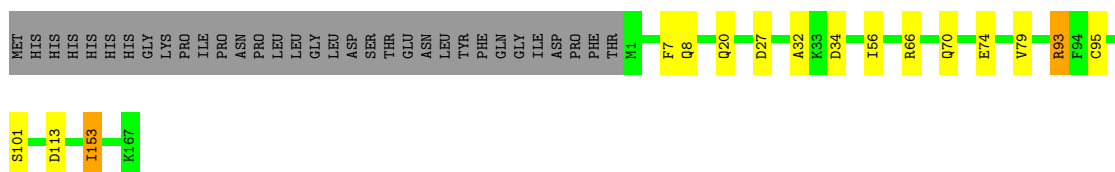
- Molecule 1: THIOL PEROXIDASE

Chain A: 



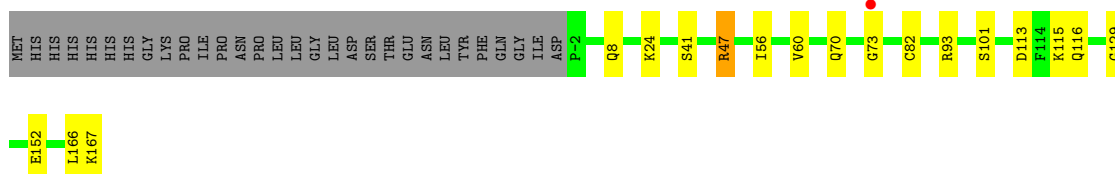
- Molecule 1: THIOL PEROXIDASE

Chain B: 



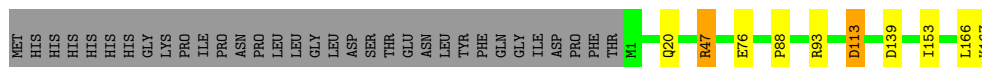
- Molecule 1: THIOL PEROXIDASE

Chain C: 



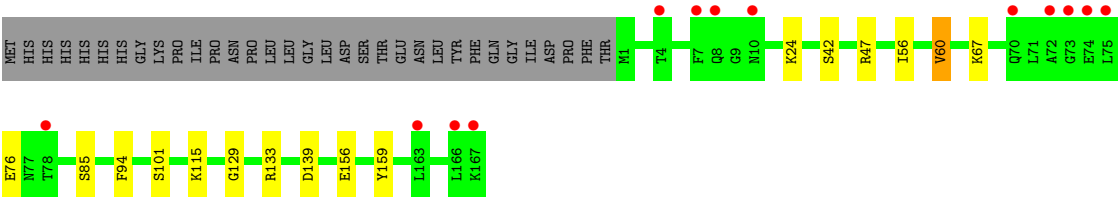
- Molecule 1: THIOL PEROXIDASE

Chain D: 



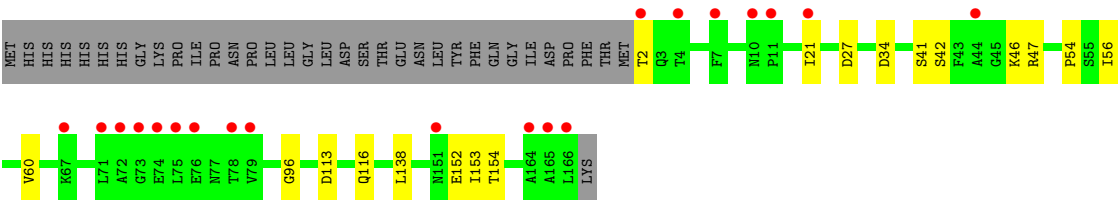
- Molecule 1: THIOL PEROXIDASE

Chain E: 



● Molecule 1: THIOL PEROXIDASE

Chain F:



## 4 Data and refinement statistics

Property	Value	Source
Space group	P 1 21 1	Depositor
Cell constants a, b, c, $\alpha$ , $\beta$ , $\gamma$	64.86Å 92.07Å 85.61Å 90.00° 91.41° 90.00°	Depositor
Resolution (Å)	44.67 – 2.00 36.13 – 2.00	Depositor EDS
% Data completeness (in resolution range)	94.7 (44.67-2.00) 85.0 (36.13-2.00)	Depositor EDS
$R_{merge}$	0.15	Depositor
$R_{sym}$	(Not available)	Depositor
$\langle I/\sigma(I) \rangle$ <sup>1</sup>	1.81 (at 2.00Å)	Xtriage
Refinement program	REFMAC 5.5.0109	Depositor
R, $R_{free}$	0.222 , 0.268 0.221 , 0.262	Depositor DCC
$R_{free}$ test set	2923 reflections (5.33%)	DCC
Wilson B-factor (Å <sup>2</sup> )	20.3	Xtriage
Anisotropy	0.195	Xtriage
Bulk solvent $k_{sol}$ (e/Å <sup>3</sup> ), $B_{sol}$ (Å <sup>2</sup> )	0.35 , 31.9	EDS
Estimated twinning fraction	0.137 for h,-k,-l	Xtriage
L-test for twinning	$\langle  L  \rangle = 0.48$ , $\langle L^2 \rangle = 0.31$	Xtriage
Outliers	11 of 57751 reflections (0.019%)	Xtriage
$F_o, F_c$ correlation	0.91	EDS
Total number of atoms	7868	wwPDB-VP
Average B, all atoms (Å <sup>2</sup> )	33.0	wwPDB-VP

Xtriage's analysis on translational NCS is as follows: *The largest off-origin peak in the Patterson function is 7.67% of the height of the origin peak. No significant pseudotranslation is detected.*

<sup>1</sup>Intensities estimated from amplitudes.

## 5 Model quality

### 5.1 Standard geometry

Bond lengths and bond angles in the following residue types are not validated in this section: DTU

The Z score for a bond length (or angle) is the number of standard deviations the observed value is removed from the expected value. A bond length (or angle) with  $|Z| > 5$  is considered an outlier worth inspection. RMSZ is the root-mean-square of all Z scores of the bond lengths (or angles).

Mol	Chain	Bond lengths		Bond angles	
		RMSZ	# $ Z  > 5$	RMSZ	# $ Z  > 5$
1	A	1.13	3/1243 (0.2%)	0.94	1/1690 (0.1%)
1	B	1.12	4/1257 (0.3%)	0.98	3/1708 (0.2%)
1	C	1.08	1/1277 (0.1%)	0.94	3/1736 (0.2%)
1	D	1.01	0/1247	0.93	3/1695 (0.2%)
1	E	0.91	1/1234 (0.1%)	0.87	1/1680 (0.1%)
1	F	0.79	0/1207	0.82	1/1644 (0.1%)
All	All	1.02	9/7465 (0.1%)	0.92	12/10153 (0.1%)

The worst 5 of 9 bond length outliers are listed below:

Mol	Chain	Res	Type	Atoms	Z	Observed(Å)	Ideal(Å)
1	E	60	VAL	CB-CG2	-5.91	1.40	1.52
1	B	95	CYS	CB-SG	-5.49	1.72	1.81
1	B	70	GLN	CD-OE1	5.42	1.35	1.24
1	A	68	PHE	CE2-CZ	5.42	1.47	1.37
1	B	79	VAL	CB-CG2	5.38	1.64	1.52

The worst 5 of 12 bond angle outliers are listed below:

Mol	Chain	Res	Type	Atoms	Z	Observed(°)	Ideal(°)
1	C	47	ARG	NE-CZ-NH2	-9.54	115.53	120.30
1	D	47	ARG	NE-CZ-NH2	-7.60	116.50	120.30
1	D	47	ARG	NE-CZ-NH1	6.89	123.75	120.30
1	B	101	SER	CB-CA-C	-6.17	98.39	110.10
1	B	34	ASP	CB-CG-OD1	5.99	123.69	118.30

There are no chirality outliers.

There are no planarity outliers.

## 5.2 Close contacts ⓘ

In the following table, the Non-H and H(model) columns list the number of non-hydrogen atoms and hydrogen atoms in the chain respectively. The H(added) column lists the number of hydrogens added by MolProbity. The Clashes column lists the number of clashes within the asymmetric unit, and the number in parentheses is this value normalized per 1000 atoms of the molecule in the chain. The Symm-Clashes column gives symmetry related clashes, in the same way as for the Clashes column.

Mol	Chain	Non-H	H(model)	H(added)	Clashes	Symm-Clashes
1	A	1226	0	0	6	0
1	B	1240	0	3	4	0
1	C	1258	0	0	5	0
1	D	1230	0	0	6	0
1	E	1217	0	0	8	0
1	F	1191	0	0	2	0
2	A	8	0	10	1	0
3	A	117	0	0	2	0
3	B	101	0	0	0	0
3	C	82	0	0	2	0
3	D	89	0	0	3	0
3	E	62	0	0	2	0
3	F	47	0	0	1	0
All	All	7868	0	13	30	0

Clashscore is defined as the number of clashes calculated for the entry per 1000 atoms (including hydrogens) of the entry. The overall clashscore for this entry is 4.

The worst 5 of 30 close contacts within the same asymmetric unit are listed below.

Atom-1	Atom-2	Distance(Å)	Clash(Å)
1:D:47:ARG:NH2	1:D:166:LEU:O	1.96	0.98
1:E:47:ARG:NH2	1:E:76:GLU:O	2.05	0.89
1:C:47:ARG:NH2	1:C:166:LEU:O	2.13	0.82
1:D:20:GLN:CG	3:D:2014:HOH:O	2.40	0.70
1:A:57:ASP:OD1	1:A:93[B]:ARG:NH2	2.28	0.65

There are no symmetry-related clashes.

## 5.3 Torsion angles

### 5.3.1 Protein backbone ⓘ

In the following table, the Percentiles column shows the percent Ramachandran outliers of the chain as a percentile score with respect to all X-ray entries followed by that with respect to entries

of similar resolution. The Analysed column shows the number of residues for which the backbone conformation was analysed, and the total number of residues.

Mol	Chain	Analysed	Favoured	Allowed	Outliers	Percentiles	
1	A	165/200 (82%)	162 (98%)	3 (2%)	0	100	100
1	B	166/200 (83%)	160 (96%)	6 (4%)	0	100	100
1	C	168/200 (84%)	163 (97%)	4 (2%)	1 (1%)	33	24
1	D	165/200 (82%)	161 (98%)	4 (2%)	0	100	100
1	E	165/200 (82%)	159 (96%)	6 (4%)	0	100	100
1	F	163/200 (82%)	158 (97%)	4 (2%)	1 (1%)	33	24
All	All	992/1200 (83%)	963 (97%)	27 (3%)	2 (0%)	56	51

All (2) Ramachandran outliers are listed below:

Mol	Chain	Res	Type
1	F	96	GLY
1	C	73	GLY

### 5.3.2 Protein sidechains ⓘ

In the following table, the Percentiles column shows the percent sidechain outliers of the chain as a percentile score with respect to all X-ray entries followed by that with respect to entries of similar resolution. The Analysed column shows the number of residues for which the sidechain conformation was analysed, and the total number of residues.

Mol	Chain	Analysed	Rotameric	Outliers	Percentiles	
1	A	130/164 (79%)	125 (96%)	5 (4%)	44	39
1	B	133/164 (81%)	126 (95%)	7 (5%)	32	24
1	C	136/164 (83%)	129 (95%)	7 (5%)	33	26
1	D	132/164 (80%)	129 (98%)	3 (2%)	63	63
1	E	129/164 (79%)	126 (98%)	3 (2%)	63	63
1	F	126/164 (77%)	113 (90%)	13 (10%)	10	5
All	All	786/984 (80%)	748 (95%)	38 (5%)	37	28

5 of 38 residues with a non-rotameric sidechain are listed below:

Mol	Chain	Res	Type
1	C	101	SER
1	D	153	ILE

*Continued on next page...*

*Continued from previous page...*

Mol	Chain	Res	Type
1	F	116	GLN
1	D	88	PRO
1	E	42	SER

Some sidechains can be flipped to improve hydrogen bonding and reduce clashes. There are no such sidechains identified.

### 5.3.3 RNA ⓘ

There are no RNA chains in this entry.

## 5.4 Non-standard residues in protein, DNA, RNA chains ⓘ

There are no non-standard protein/DNA/RNA residues in this entry.

## 5.5 Carbohydrates ⓘ

There are no carbohydrates in this entry.

## 5.6 Ligand geometry ⓘ

1 ligand is modelled in this entry.

In the following table, the Counts columns list the number of bonds (or angles) for which Mogul statistics could be retrieved, the number of bonds (or angles) that are observed in the model and the number of bonds (or angles) that are defined in the chemical component dictionary. The Link column lists molecule types, if any, to which the group is linked. The Z score for a bond length (or angle) is the number of standard deviations the observed value is removed from the expected value. A bond length (or angle) with  $|Z| > 2$  is considered an outlier worth inspection. RMSZ is the root-mean-square of all Z scores of the bond lengths (or angles).

Mol	Type	Chain	Res	Link	Bond lengths			Bond angles		
					Counts	RMSZ	$\# Z  > 2$	Counts	RMSZ	$\# Z  > 2$
2	DTU	A	501	-	7,7,7	1.36	0	8,8,8	1.95	2 (25%)

In the following table, the Chirals column lists the number of chiral outliers, the number of chiral centers analysed, the number of these observed in the model and the number defined in the chemical component dictionary. Similar counts are reported in the Torsion and Rings columns. '-' means no outliers of that kind were identified.



Mol	Type	Chain	Res	Link	Chirals	Torsions	Rings
2	DTU	A	501	-	-	0/8/8/8	0/0/0/0

There are no bond length outliers.

All (2) bond angle outliers are listed below:

Mol	Chain	Res	Type	Atoms	Z	Observed(°)	Ideal(°)
2	A	501	DTU	C2-C1-S1	3.94	120.87	114.66
2	A	501	DTU	C3-C4-S4	2.33	118.33	114.66

There are no chirality outliers.

There are no torsion outliers.

There are no ring outliers.

## 5.7 Other polymers ⓘ

There are no such residues in this entry.

## 5.8 Polymer linkage issues

There are no chain breaks in this entry.

## 6 Fit of model and data ⓘ

### 6.1 Protein, DNA and RNA chains ⓘ

In the following table, the column labelled ‘#RSRZ> 2’ contains the number (and percentage) of RSRZ outliers, followed by percent RSRZ outliers for the chain as percentile scores relative to all X-ray entries and entries of similar resolution. The OWAB column contains the minimum, median, 95<sup>th</sup> percentile and maximum values of the occupancy-weighted average B-factor per residue. The column labelled ‘Q< 0.9’ lists the number of (and percentage) of residues with an average occupancy less than 0.9.

Mol	Chain	Analysed	<RSRZ>	#RSRZ>2	OWAB(Å <sup>2</sup> )	Q<0.9
1	A	166/200 (83%)	-0.39	1 (0%) 86 88	13, 23, 36, 47	0
1	B	167/200 (83%)	-0.37	0 100 100	14, 24, 41, 54	0
1	C	170/200 (85%)	-0.30	1 (0%) 86 88	15, 28, 44, 55	0
1	D	167/200 (83%)	-0.29	0 100 100	17, 29, 46, 54	0
1	E	167/200 (83%)	0.19	13 (7%) 13 12	19, 35, 56, 75	0
1	F	165/200 (82%)	0.59	20 (12%) 5 5	22, 51, 80, 100	0
All	All	1002/1200 (83%)	-0.10	35 (3%) 42 41	13, 30, 63, 100	0

The worst 5 of 35 RSRZ outliers are listed below:

Mol	Chain	Res	Type	RSRZ
1	F	72	ALA	6.8
1	F	75	LEU	4.8
1	F	78	THR	4.3
1	F	73	GLY	3.7
1	F	79	VAL	3.5

### 6.2 Non-standard residues in protein, DNA, RNA chains ⓘ

There are no non-standard protein/DNA/RNA residues in this entry.

### 6.3 Carbohydrates ⓘ

There are no carbohydrates in this entry.

## 6.4 Ligands

In the following table, the Atoms column lists the number of modelled atoms in the group and the number defined in the chemical component dictionary. LLDF column lists the quality of electron density of the group with respect to its neighbouring residues in protein, DNA or RNA chains. The B-factors column lists the minimum, median, 95<sup>th</sup> percentile and maximum values of B factors of atoms in the group. The column labelled 'Q< 0.9' lists the number of atoms with occupancy less than 0.9.

Mol	Type	Chain	Res	Atoms	RSR	LLDF	B-factors(Å <sup>2</sup> )	Q<0.9
2	DTU	A	501	8/8	0.15	1.37	51,52,53,55	0

## 6.5 Other polymers

There are no such residues in this entry.