



Full wwPDB X-ray Structure Validation Report ⓘ

Feb 28, 2014 – 11:51 AM GMT

PDB ID : 3ZQA
Title : CRYSTALLOGRAPHIC STRUCTURE OF BETAIN ALDEHYDE DEHYDROGENASE MUTANT C286A FROM PSEUDOMONAS AERUGINOSA IN COMPLEX WITH NADPH
Authors : Diaz-Sanchez, A.G.; Gonzalez-Segura, L.; Rudino-Pinera, E.; Lira-Rocha, A.; Torres-Larios, A.; Munoz-Clares, R.A.
Deposited on : 2011-06-08
Resolution : 2.45 Å(reported)

This is a full wwPDB validation report for a publicly released PDB entry.
We welcome your comments at validation@mail.wwpdb.org
A user guide is available at <http://wwpdb.org/ValidationPDFNotes.html>

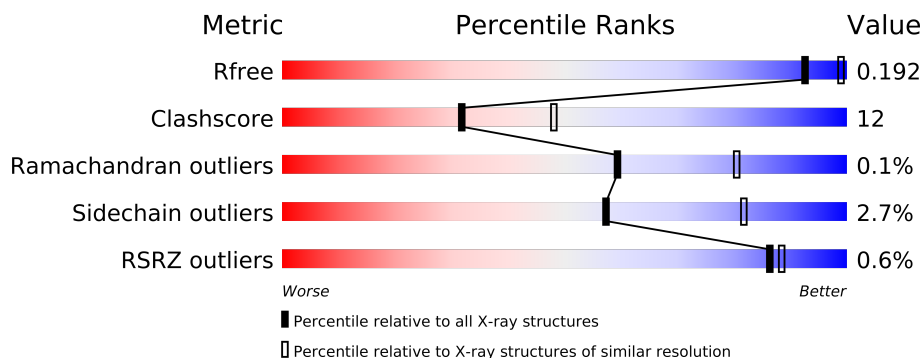
The following versions of software and data (see [references](#)) were used in the production of this report:

MolProbity : 4.02b-467
Mogul : 1.15 2013
Xtriage (Phenix) : dev-1323
EDS : stable22639
Percentile statistics : 21963
Refmac : 5.8.0049
CCP4 : 6.3.0 (Settle)
Ideal geometry (proteins) : Engh & Huber (2001)
Ideal geometry (DNA, RNA) : Parkinson et. al. (1996)
Validation Pipeline (wwPDB-VP) : stable22683

1 Overall quality at a glance

The reported resolution of this entry is 2.45 Å.

Percentile scores (ranging between 0-100) for global validation metrics of the entry are shown in the following graphic. The table shows the number of entries on which the scores are based.



Metric	Whole archive (#Entries)	Similar resolution (#Entries, resolution range(Å))
R_{free}	66092	3566 (2.50-2.42)
Clashscore	79885	4471 (2.50-2.42)
Ramachandran outliers	78287	4383 (2.50-2.42)
Sidechain outliers	78261	4385 (2.50-2.42)
RSRZ outliers	66119	3568 (2.50-2.42)

The table below summarises the geometric issues observed across the polymeric chains and their fit to the electron density. The red, orange, yellow and green segments on the lower bar indicate the fraction of residues that contain outliers for ≥ 3 , 2, 1 and 0 types of geometric quality criteria. The upper red bar (where present) indicates the fraction of residues that have poor fit to the electron density.

Mol	Chain	Length	Quality of chain
1	A	490	
1	B	490	
1	C	490	
1	D	490	

The following table lists non-polymeric compounds that are outliers for geometric or electron-density-fit criteria:

Mol	Type	Chain	Res	Geometry	Electron density
2	GOL	A	1491	-	X
2	GOL	A	1492	-	X
2	GOL	A	1494	-	X
2	GOL	A	1496	-	X

Continued on next page...

Continued from previous page...

Mol	Type	Chain	Res	Geometry	Electron density
2	GOL	A	1497	-	X
2	GOL	A	1499	-	X
2	GOL	B	1491	-	X
2	GOL	B	1492	-	X
2	GOL	B	1493	-	X
2	GOL	B	1494	-	X
2	GOL	B	1495	-	X
2	GOL	C	1493	-	X
2	GOL	C	1494	-	X
2	GOL	D	1491	-	X
2	GOL	D	1492	-	X
2	GOL	D	1493	-	X
2	GOL	D	1495	-	X
3	PG4	A	1495	-	X
4	EDO	A	1498	-	X
4	EDO	C	1497	-	X
6	K	B	1499	-	X
6	K	C	1499	-	X
6	K	D	1498	-	X
7	TOE	C	1496	-	X

2 Entry composition

There are 8 unique types of molecules in this entry. The entry contains 17530 atoms, of which 0 are hydrogen and 0 are deuterium.

In the tables below, the ZeroOcc column contains the number of atoms modelled with zero occupancy, the AltConf column contains the number of residues with at least one atom in alternate conformation and the Trace column contains the number of residues modelled with at most 2 atoms.

- Molecule 1 is a protein called BETAINE ALDEHYDE DEHYDROGENASE.

Mol	Chain	Residues	Atoms					ZeroOcc	AltConf	Trace
1	A	489	Total	C	N	O	S	0	8	0
			3801	2386	670	732	13			
1	B	489	Total	C	N	O	S	0	2	0
			3760	2361	661	725	13			
1	C	489	Total	C	N	O	S	0	2	0
			3751	2358	657	723	13			
1	D	489	Total	C	N	O	S	0	3	0
			3765	2364	664	724	13			

There are 4 discrepancies between the modelled and reference sequences:

Chain	Residue	Modelled	Actual	Comment	Reference
A	286	ALA	CYS	ENGINEERED MUTATION	UNP Q9HTJ1
B	286	ALA	CYS	ENGINEERED MUTATION	UNP Q9HTJ1
C	286	ALA	CYS	ENGINEERED MUTATION	UNP Q9HTJ1
D	286	ALA	CYS	ENGINEERED MUTATION	UNP Q9HTJ1

- Molecule 2 is GLYCEROL (three-letter code: GOL) (formula: C₃H₈O₃).



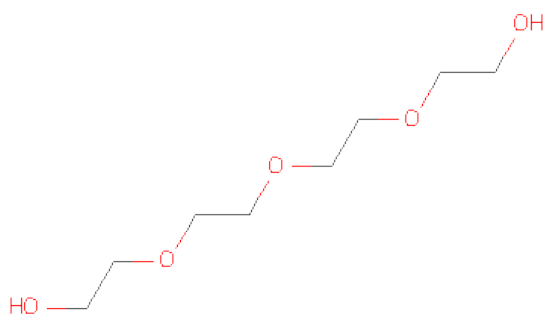
Mol	Chain	Residues	Atoms			ZeroOcc	AltConf
2	A	1	Total	C	O	0	0
			6	3	3		
2	A	1	Total	C	O	0	0
			6	3	3		
2	A	1	Total	C	O	0	0
			6	3	3		
2	A	1	Total	C	O	0	0
			6	3	3		
2	A	1	Total	C	O	0	0
			6	3	3		
2	A	1	Total	C	O	0	0
			6	3	3		
2	B	1	Total	C	O	0	0
			6	3	3		
2	B	1	Total	C	O	0	0
			6	3	3		
2	B	1	Total	C	O	0	0
			6	3	3		
2	B	1	Total	C	O	0	0
			6	3	3		
2	B	1	Total	C	O	0	0
			6	3	3		

Continued on next page...

Continued from previous page...

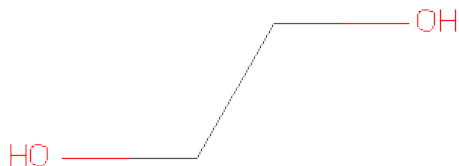
Mol	Chain	Residues	Atoms			ZeroOcc	AltConf
2	C	1	Total	C	O	0	0
			6	3	3		
2	C	1	Total	C	O	0	0
			6	3	3		
2	C	1	Total	C	O	0	0
			6	3	3		
2	C	1	Total	C	O	0	0
			6	3	3		
2	D	1	Total	C	O	0	0
			6	3	3		
2	D	1	Total	C	O	0	0
			6	3	3		
2	D	1	Total	C	O	0	0
			6	3	3		
2	D	1	Total	C	O	0	0
			6	3	3		

- Molecule 3 is TETRAETHYLENE GLYCOL (three-letter code: PG4) (formula: C₈H₁₈O₅).



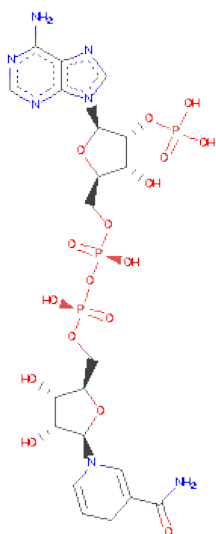
Mol	Chain	Residues	Atoms			ZeroOcc	AltConf
3	A	1	Total	C	O	0	0
			13	8	5		

- Molecule 4 is 1,2-ETHANEDIOL (three-letter code: EDO) (formula: C₂H₆O₂).



Mol	Chain	Residues	Atoms			ZeroOcc	AltConf
4	A	1	Total	C	O	0	0
			4	2	2		
4	C	1	Total	C	O	0	0
			4	2	2		

- Molecule 5 is NADPH DIHYDRO-NICOTINAMIDE-ADENINE-DINUCLEOTIDEPHOSPHATE (three-letter code: NDP) (formula: $C_{21}H_{30}N_7O_{17}P_3$).



Mol	Chain	Residues	Atoms					ZeroOcc	AltConf
5	A	1	Total	C	N	O	P	0	1
			96	42	14	34	6		

Continued on next page...

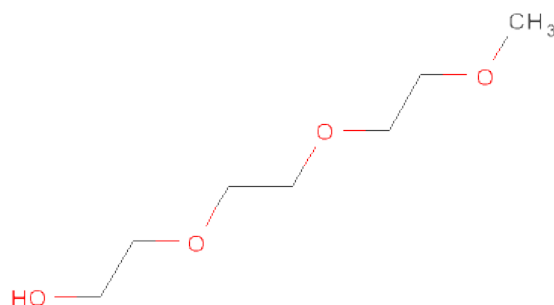
Continued from previous page...

Mol	Chain	Residues	Atoms					ZeroOcc	AltConf
5	B	1	Total	C	N	O	P	0	1
			96	42	14	34	6		
5	C	1	Total	C	N	O	P	0	1
			96	42	14	34	6		
5	D	1	Total	C	N	O	P	0	1
			96	42	14	34	6		

- Molecule 6 is POTASSIUM ION (three-letter code: K) (formula: K).

Mol	Chain	Residues	Atoms		ZeroOcc	AltConf
6	B	2	Total	K	0	0
			2	2		
6	A	2	Total	K	0	0
			2	2		
6	D	2	Total	K	0	0
			2	2		
6	C	2	Total	K	0	0
			2	2		

- Molecule 7 is 2-[2-(2-METHOXY-ETHOXY)-ETHOXY]-ETHOXYL (three-letter code: TOE) (formula: C₇H₁₆O₄).



Mol	Chain	Residues	Atoms			ZeroOcc	AltConf
7	C	1	Total	C	O	0	0
			11	7	4		

- Molecule 8 is water.

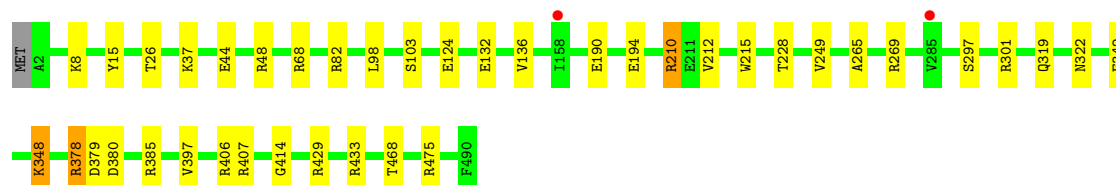
Mol	Chain	Residues	Atoms		ZeroOcc	AltConf
8	A	649	Total 649	O 649	0	0
8	B	421	Total 421	O 421	0	0
8	C	410	Total 410	O 410	0	0
8	D	411	Total 411	O 411	0	0

3 Residue-property plots

These plots are drawn for all protein, RNA and DNA chains in the entry. The first graphic for a chain summarises the proportions of errors displayed in the second graphic. The second graphic shows the sequence view annotated by issues in geometry and electron density. Residues are color-coded according to the number of geometric quality criteria for which they contain at least one outlier: green = 0, yellow = 1, orange = 2 and red = 3 or more. A red dot above a residue indicates a poor fit to the electron density ($RSRZ > 2$). Stretches of 2 or more consecutive residues without any outlier are shown as a green connector. Residues present in the sample, but not in the model, are shown in grey.

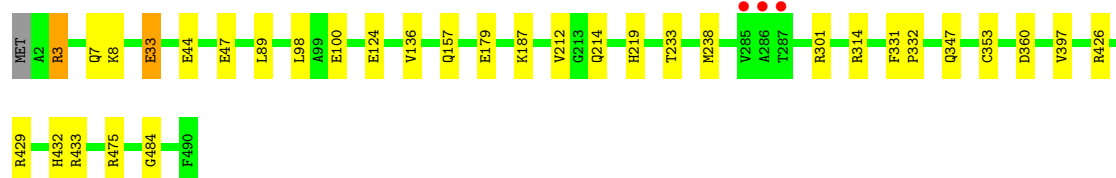
- Molecule 1: BETAINE ALDEHYDE DEHYDROGENASE

Chain A: 



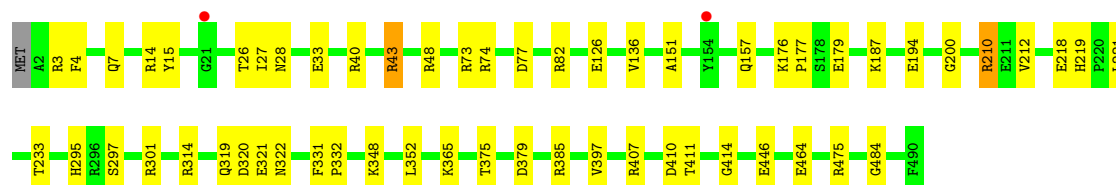
- Molecule 1: BETAINE ALDEHYDE DEHYDROGENASE

Chain B: 



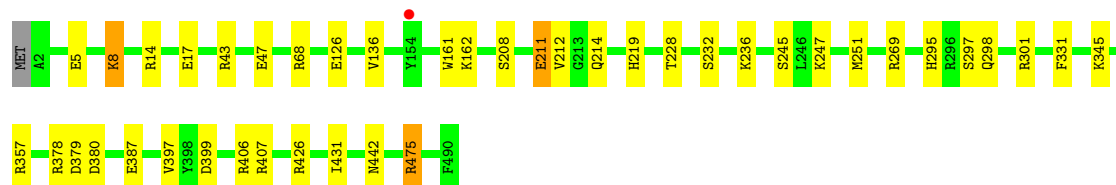
- Molecule 1: BETAINE ALDEHYDE DEHYDROGENASE

Chain C: 



- Molecule 1: BETAINE ALDEHYDE DEHYDROGENASE

Chain D: 



4 Data and refinement statistics

Property	Value	Source
Space group	P 32 2 1	Depositor
Cell constants a, b, c, α , β , γ	151.44Å 151.44Å 241.75Å 90.00° 90.00° 120.00°	Depositor
Resolution (Å)	38.52 – 2.45 38.52 – 2.30	Depositor EDS
% Data completeness (in resolution range)	99.9 (38.52-2.45) 100.0 (38.52-2.30)	Depositor EDS
R_{merge}	0.08	Depositor
R_{sym}	(Not available)	Depositor
$\langle I/\sigma(I) \rangle$ ¹	1.88 (at 2.29Å)	Xtriage
Refinement program	PHENIX (PHENIX.REFINE)	Depositor
R, R_{free}	0.155 , 0.191 0.154 , 0.192	Depositor DCC
R_{free} test set	7143 reflections (5.02%)	DCC
Wilson B-factor (Å ²)	39.1	Xtriage
Anisotropy	0.271	Xtriage
Bulk solvent k_{sol} (e/Å ³), B_{sol} (Å ²)	0.37 , 62.9	EDS
Estimated twinning fraction	0.017 for -h,-k,l	Xtriage
L-test for twinning	$\langle L \rangle = 0.49$, $\langle L^2 \rangle = 0.32$	Xtriage
Outliers	0 of 142373 reflections	Xtriage
F_o, F_c correlation	0.96	EDS
Total number of atoms	17530	wwPDB-VP
Average B, all atoms (Å ²)	41.0	wwPDB-VP

Xtriage's analysis on translational NCS is as follows: *The largest off-origin peak in the Patterson function is 2.18% of the height of the origin peak. No significant pseudotranslation is detected.*

¹Intensities estimated from amplitudes.

5 Model quality

5.1 Standard geometry

Bond lengths and bond angles in the following residue types are not validated in this section: GOL, K, EDO, PG4, NDP, TOE

The Z score for a bond length (or angle) is the number of standard deviations the observed value is removed from the expected value. A bond length (or angle) with $|Z| > 5$ is considered an outlier worth inspection. RMSZ is the root-mean-square of all Z scores of the bond lengths (or angles).

Mol	Chain	Bond lengths		Bond angles	
		RMSZ	# Z >5	RMSZ	# Z >5
1	A	0.52	0/3878	0.59	0/5253
1	B	0.40	0/3831	0.53	0/5191
1	C	0.41	0/3825	0.55	0/5184
1	D	0.42	0/3839	0.55	0/5201
All	All	0.44	0/15373	0.55	0/20829

There are no bond length outliers.

There are no bond angle outliers.

There are no chirality outliers.

There are no planarity outliers.

5.2 Close contacts

In the following table, the Non-H and H(model) columns list the number of non-hydrogen atoms and hydrogen atoms in the chain respectively. The H(added) column lists the number of hydrogens added by MolProbity. The Clashes column lists the number of clashes within the asymmetric unit, and the number in parentheses is this value normalized per 1000 atoms of the molecule in the chain. The Symm-Clashes column gives symmetry related clashes, in the same way as for the Clashes column.

Mol	Chain	Non-H	H(model)	H(added)	Clashes	Symm-Clashes
1	A	3801	0	0	33	0
1	B	3760	0	0	26	0
1	C	3751	0	0	42	0
1	D	3765	0	0	32	0
2	A	42	0	0	5	0
2	B	42	0	0	5	0
2	C	24	0	0	2	0
2	D	30	0	0	6	0

Continued on next page...

Continued from previous page...

Mol	Chain	Non-H	H(model)	H(added)	Clashes	Symm-Clashes
3	A	13	0	0	10	0
4	A	4	0	0	4	0
4	C	4	0	0	4	0
5	A	96	0	0	11	0
5	B	96	0	0	6	0
5	C	96	0	0	4	0
5	D	96	0	0	6	0
6	A	2	0	0	0	0
6	B	2	0	0	0	0
6	C	2	0	0	0	0
6	D	2	0	0	0	0
7	C	11	0	0	8	0
8	A	649	0	0	43	1
8	B	421	0	0	25	0
8	C	410	0	0	32	0
8	D	411	0	0	26	0
All	All	17530	0	0	180	1

Clashscore is defined as the number of clashes calculated for the entry per 1000 atoms (including hydrogens) of the entry. The overall clashscore for this entry is 12.

All (180) close contacts within the same asymmetric unit are listed below.

Atom-1	Atom-2	Distance(Å)	Clash(Å)
5:B:1498[B]:NDP:N7N	8:B:2309:HOH:O	1.58	1.32
2:A:1491:GOL:C1	5:A:1500[A]:NDP:O2D	1.88	1.19
2:D:1493:GOL:O2	8:D:2290:HOH:O	1.65	1.15
3:A:1495:PG4:C4	4:A:1498:EDO:O2	1.96	1.14
5:C:1495[B]:NDP:N7N	8:C:2237:HOH:O	1.82	1.11
2:D:1495:GOL:O1	5:D:1496[A]:NDP:N6A	1.82	1.10
2:D:1495:GOL:O1	5:D:1496[B]:NDP:N6A	1.84	1.08
2:B:1494:GOL:C1	8:B:2012:HOH:O	2.03	1.06
1:B:33[A]:GLU:OE1	8:B:2082:HOH:O	1.71	1.06
3:A:1495:PG4:C3	4:A:1498:EDO:C1	2.34	1.05
1:C:322:ASN:CB	8:C:2280:HOH:O	2.03	1.03
1:C:157:GLN:OE1	7:C:1496:TOE:CA'	2.07	1.01
5:A:1500[A]:NDP:C5D	8:A:2648:HOH:O	2.12	0.96
5:D:1496[B]:NDP:N7N	8:D:2290:HOH:O	2.00	0.94
7:C:1496:TOE:CK'	8:C:2410:HOH:O	2.19	0.90
8:A:2640:HOH:O	1:B:314:ARG:NH1	2.05	0.89
1:B:7:GLN:NE2	8:B:2018:HOH:O	2.06	0.88
1:D:5:GLU:CB	8:D:2010:HOH:O	2.23	0.86
1:C:74:ARG:NH1	8:C:2099:HOH:O	2.08	0.86

Continued on next page...

Continued from previous page...

Atom-1	Atom-2	Distance(Å)	Clash(Å)
3:A:1495:PG4:C1	8:A:2346:HOH:O	2.23	0.85
1:A:468:THR:CG2	8:A:2625:HOH:O	2.23	0.85
1:C:301:ARG:CG	8:C:2271:HOH:O	2.24	0.85
1:D:301:ARG:NH1	8:D:2309:HOH:O	2.10	0.85
8:A:2413:HOH:O	1:B:238:MET:CE	2.24	0.84
1:A:348:LYS:CE	8:A:2510:HOH:O	2.25	0.84
2:D:1494:GOL:C1	8:D:2256:HOH:O	2.26	0.83
1:D:236:LYS:CD	8:D:2168:HOH:O	2.26	0.82
1:A:301:ARG:NH1	8:A:2452:HOH:O	2.11	0.82
8:A:2324:HOH:O	1:B:432:HIS:ND1	2.13	0.81
1:A:378:ARG:NE	8:A:2538:HOH:O	2.13	0.81
5:A:1500[A]:NDP:C3D	8:A:2496:HOH:O	2.29	0.81
1:B:89:LEU:CD2	8:B:2080:HOH:O	2.31	0.79
2:B:1495:GOL:O2	8:B:2309:HOH:O	2.03	0.77
5:B:1498[A]:NDP:O3D	8:B:2364:HOH:O	2.02	0.77
1:A:82:ARG:NH2	8:A:2218:HOH:O	2.16	0.77
1:D:426:ARG:NH2	8:D:2377:HOH:O	2.18	0.76
1:A:215:TRP:CD1	8:A:2384:HOH:O	2.38	0.76
1:C:210:ARG:CG	8:C:2208:HOH:O	2.33	0.76
1:D:68:ARG:NH1	8:D:2136:HOH:O	2.19	0.76
1:C:352:LEU:CB	8:C:2309:HOH:O	2.34	0.76
5:A:1500[A]:NDP:C5N	8:A:2341:HOH:O	2.34	0.75
1:A:249:VAL:O	8:A:2397:HOH:O	2.03	0.75
3:A:1495:PG4:C8	8:A:2646:HOH:O	2.33	0.75
1:A:322[A]:ASN:ND2	8:A:2487:HOH:O	2.19	0.75
2:C:1492:GOL:C1	8:C:2373:HOH:O	2.33	0.75
5:A:1500[A]:NDP:O2N	8:A:2650:HOH:O	2.05	0.74
1:D:298:GLN:OE1	8:D:2296:HOH:O	2.06	0.73
1:B:347:GLN:OE1	8:B:2349:HOH:O	2.05	0.73
1:C:233:THR:OG1	8:C:2228:HOH:O	2.06	0.73
1:D:345:LYS:NZ	8:D:2338:HOH:O	2.21	0.73
1:A:378:ARG:NH2	8:A:2512:HOH:O	2.22	0.73
5:B:1498[A]:NDP:O2D	8:B:2364:HOH:O	2.07	0.72
3:A:1495:PG4:C3	4:A:1498:EDO:O2	2.38	0.71
2:D:1491:GOL:C3	8:D:2256:HOH:O	2.37	0.71
7:C:1496:TOE:CB'	4:C:1497:EDO:C1	2.69	0.70
1:B:301:ARG:CG	8:B:2333:HOH:O	2.38	0.70
1:B:3:ARG:NH2	8:B:2005:HOH:O	2.23	0.70
1:D:161:TRP:CE3	8:D:2245:HOH:O	2.44	0.70
1:B:179:GLU:OE1	8:B:2262:HOH:O	2.10	0.69
5:C:1495[A]:NDP:O3D	8:C:2329:HOH:O	2.10	0.69
3:A:1495:PG4:C1	2:A:1499:GOL:C3	2.70	0.68

Continued on next page...

Continued from previous page...

Atom-1	Atom-2	Distance(Å)	Clash(Å)
1:A:215:TRP:NE1	8:A:2384:HOH:O	2.27	0.68
2:A:1493:GOL:O1	8:A:2013:HOH:O	2.11	0.68
1:C:352:LEU:CD1	8:C:2309:HOH:O	2.40	0.68
3:A:1495:PG4:C5	8:A:2343:HOH:O	2.42	0.68
5:A:1500[A]:NDP:C5D	8:A:2496:HOH:O	2.42	0.67
1:D:378:ARG:NH1	1:D:380:ASP:OD1	2.26	0.67
1:A:297:SER:OG	8:A:2453:HOH:O	2.12	0.66
1:D:331:PHE:N	8:D:2330:HOH:O	2.27	0.66
2:A:1499:GOL:O3	8:A:2610:HOH:O	2.13	0.66
1:C:15:TYR:OH	8:C:2015:HOH:O	2.09	0.65
1:A:265:ALA:O	8:A:2428:HOH:O	2.15	0.65
1:B:100:GLU:OE2	8:B:2192:HOH:O	2.13	0.65
1:D:357:ARG:N	8:D:2343:HOH:O	2.29	0.64
1:A:103[B]:SER:OG	8:A:2254:HOH:O	2.15	0.63
1:D:43:ARG:NH2	8:D:2105:HOH:O	2.31	0.62
1:A:433:ARG:NH1	8:A:2595:HOH:O	2.31	0.62
1:A:68:ARG:NH1	8:A:2165:HOH:O	2.33	0.61
1:C:33:GLU:OE1	8:C:2003:HOH:O	2.16	0.61
3:A:1495:PG4:C3	4:A:1498:EDO:C2	2.79	0.61
1:A:397:VAL:O	1:A:407:ARG:NH2	2.34	0.60
5:B:1498[A]:NDP:O2N	8:B:2261:HOH:O	2.16	0.60
5:A:1500[A]:NDP:C4N	8:A:2341:HOH:O	2.49	0.60
1:C:446:GLU:OE1	8:C:2368:HOH:O	2.17	0.59
3:A:1495:PG4:C2	8:A:2346:HOH:O	2.49	0.59
5:C:1495[B]:NDP:O2N	8:C:2176:HOH:O	2.16	0.58
1:C:295:HIS:CD2	1:C:297:SER:OG	2.56	0.58
1:B:301:ARG:NH1	8:B:2331:HOH:O	2.36	0.58
1:C:43:ARG:NH2	8:C:2061:HOH:O	2.35	0.58
1:C:301:ARG:NH2	8:C:2269:HOH:O	2.36	0.58
1:B:214:GLN:OE1	8:B:2279:HOH:O	2.16	0.58
1:D:269:ARG:NH1	1:D:442:ASN:O	2.37	0.58
5:D:1496[B]:NDP:C4N	8:D:2407:HOH:O	2.53	0.57
1:A:228:THR:CG2	5:A:1500[B]:NDP:C4N	2.83	0.56
5:A:1500[A]:NDP:C4D	8:A:2648:HOH:O	2.50	0.56
1:D:232:SER:CB	8:D:2279:HOH:O	2.53	0.56
1:D:232:SER:N	8:D:2279:HOH:O	2.39	0.56
1:D:397:VAL:O	1:D:407:ARG:NH2	2.39	0.56
1:C:3:ARG:NH2	8:C:2002:HOH:O	2.39	0.55
1:B:433:ARG:NH2	8:B:2370:HOH:O	2.40	0.55
1:A:194:GLU:OE1	8:A:2217:HOH:O	2.18	0.55
1:C:484:GLY:O	1:D:269:ARG:NH2	2.39	0.55
1:C:320:ASP:OD1	1:C:321:GLU:N	2.40	0.55

Continued on next page...

Continued from previous page...

Atom-1	Atom-2	Distance(Å)	Clash(Å)
7:C:1496:TOE:CE'	8:C:2184:HOH:O	2.55	0.55
1:C:410:ASP:OD2	8:C:2323:HOH:O	2.18	0.53
1:D:14[A]:ARG:CZ	8:D:2035:HOH:O	2.55	0.53
1:C:200:GLY:O	8:C:2194:HOH:O	2.19	0.53
1:C:77:ASP:OD2	8:C:2105:HOH:O	2.19	0.53
7:C:1496:TOE:CB'	4:C:1497:EDO:C2	2.88	0.52
1:A:433:ARG:CD	8:A:2595:HOH:O	2.58	0.52
1:C:27:ILE:CG2	1:C:28:ASN:N	2.72	0.52
1:A:429[B]:ARG:CD	8:A:2587:HOH:O	2.58	0.52
1:D:345:LYS:CD	8:D:2338:HOH:O	2.58	0.51
1:A:48:ARG:NH2	8:A:2148:HOH:O	2.42	0.51
1:B:44:GLU:CG	8:B:2037:HOH:O	2.59	0.51
1:B:429[B]:ARG:CG	8:B:2386:HOH:O	2.59	0.50
1:A:132:GLU:O	8:A:2308:HOH:O	2.19	0.50
1:A:379:ASP:OD2	1:A:407:ARG:CD	2.60	0.49
1:C:28:ASN:OD1	1:C:28:ASN:C	2.50	0.49
1:C:187:LYS:CE	8:C:2016:HOH:O	2.60	0.49
1:A:406[A]:ARG:NH2	8:A:2555:HOH:O	2.46	0.49
1:B:233:THR:OG1	8:B:2296:HOH:O	2.20	0.49
1:B:187:LYS:NZ	8:B:2265:HOH:O	2.45	0.49
2:D:1493:GOL:C3	8:D:2406:HOH:O	2.60	0.49
5:D:1496[B]:NDP:O2A	5:D:1496[B]:NDP:O1N	2.30	0.49
7:C:1496:TOE:CB'	4:C:1497:EDO:O2	2.61	0.49
1:B:157:GLN:OE1	2:B:1492:GOL:C1	2.61	0.48
1:D:208:SER:OG	1:D:211:GLU:OE2	2.32	0.48
1:A:269:ARG:NH2	1:B:484:GLY:O	2.47	0.48
1:C:322:ASN:ND2	8:C:2280:HOH:O	2.47	0.48
1:A:380:ASP:OD2	8:A:2546:HOH:O	2.20	0.47
1:C:375:THR:CG2	8:C:2309:HOH:O	2.62	0.47
1:A:380:ASP:OD1	8:A:2544:HOH:O	2.20	0.47
1:C:219:HIS:CD2	1:C:221:LEU:N	2.83	0.47
1:D:475:ARG:NH1	8:D:2394:HOH:O	2.46	0.47
1:D:387:GLU:OE2	8:D:2359:HOH:O	2.20	0.47
1:C:379:ASP:OD2	1:C:407:ARG:CD	2.62	0.47
1:B:301:ARG:CD	8:B:2331:HOH:O	2.62	0.46
1:D:47:GLU:OE1	1:D:219:HIS:CE1	2.67	0.46
1:C:4:PHE:CA	8:C:2010:HOH:O	2.63	0.46
1:C:314:ARG:NE	1:C:322:ASN:O	2.49	0.46
1:D:295:HIS:CE1	1:D:399:ASP:O	2.69	0.45
1:C:7:GLN:NE2	8:C:2015:HOH:O	2.49	0.45
1:B:426:ARG:NH1	8:B:2316:HOH:O	2.49	0.45
1:A:68:ARG:NH2	8:A:2165:HOH:O	2.49	0.44

Continued on next page...

Continued from previous page...

Atom-1	Atom-2	Distance(Å)	Clash(Å)
1:A:210:ARG:NH2	8:A:2376:HOH:O	2.51	0.44
5:C:1495[B]:NDP:O2A	5:C:1495[B]:NDP:O1N	2.36	0.44
1:C:397:VAL:O	1:C:407:ARG:NH2	2.51	0.44
2:B:1496:GOL:C2	5:B:1498[B]:NDP:C8A	2.96	0.43
1:C:40:ARG:NH1	1:C:179:GLU:OE2	2.51	0.43
2:B:1496:GOL:C2	5:B:1498[A]:NDP:C8A	2.96	0.43
1:D:379:ASP:OD2	1:D:407:ARG:CD	2.67	0.43
1:C:176:LYS:NZ	1:C:177:PRO:O	2.51	0.43
7:C:1496:TOE:CH'	8:C:2371:HOH:O	2.67	0.43
1:C:82:ARG:NH2	1:C:194:GLU:OE1	2.51	0.43
1:C:331:PHE:N	1:C:332:PRO:CD	2.82	0.43
1:C:218:GLU:OE1	8:C:2061:HOH:O	2.21	0.42
1:A:44[B]:GLU:OE1	8:A:2056:HOH:O	2.22	0.42
1:B:331:PHE:N	1:B:332:PRO:CD	2.82	0.42
1:B:124:GLU:OE1	1:D:126:GLU:OE1	2.38	0.42
1:D:68:ARG:NH2	8:D:2136:HOH:O	2.53	0.42
1:B:47:GLU:OE1	1:B:219:HIS:CE1	2.72	0.42
8:B:2154:HOH:O	1:C:73:ARG:NH2	2.51	0.42
7:C:1496:TOE:OC'	4:C:1497:EDO:O2	2.38	0.42
1:D:245:SER:OG	1:D:247:LYS:NZ	2.53	0.42
3:A:1495:PG4:O1	5:A:1500[B]:NDP:O7N	2.38	0.41
1:C:151:ALA:CA	8:C:2176:HOH:O	2.68	0.41
1:D:8:LYS:NZ	1:D:17:GLU:OE2	2.53	0.41
1:C:464:GLU:OE1	2:C:1492:GOL:O3	2.39	0.41
1:C:365:LYS:NZ	8:C:2318:HOH:O	2.53	0.41
1:D:162:LYS:NZ	1:D:228:THR:OG1	2.54	0.41
1:C:48:ARG:NH1	8:C:2026:HOH:O	2.53	0.41
5:D:1496[B]:NDP:O7N	8:D:2407:HOH:O	2.22	0.41
1:A:15:TYR:OH	1:A:190:GLU:OE2	2.39	0.41
1:A:124:GLU:OE1	1:C:126:GLU:OE1	2.39	0.41
2:A:1499:GOL:C2	5:A:1500[B]:NDP:O7N	2.68	0.41
1:D:406:ARG:NE	8:D:2364:HOH:O	2.54	0.41
1:B:429[B]:ARG:CD	8:B:2386:HOH:O	2.69	0.41
1:A:44[A]:GLU:OE1	8:A:2056:HOH:O	2.21	0.41
1:D:295:HIS:CD2	1:D:297:SER:OG	2.75	0.40

All (1) symmetry-related close contacts are listed below. The label for Atom-2 includes the symmetry operator and encoded unit-cell translations to be applied.

Atom-1	Atom-2	Distance(Å)	Clash(Å)
8:A:2509:HOH:O	8:A:2544:HOH:O[6_554]	2.15	0.05

5.3 Torsion angles

5.3.1 Protein backbone ⓘ

In the following table, the Percentiles column shows the percent Ramachandran outliers of the chain as a percentile score with respect to all X-ray entries followed by that with respect to entries of similar resolution. The Analysed column shows the number of residues for which the backbone conformation was analysed, and the total number of residues.

Mol	Chain	Analysed	Favoured	Allowed	Outliers	Percentiles	
1	A	495/490 (101%)	479 (97%)	15 (3%)	1 (0%)	56	77
1	B	489/490 (100%)	474 (97%)	15 (3%)	0	100	100
1	C	489/490 (100%)	470 (96%)	18 (4%)	1 (0%)	56	77
1	D	490/490 (100%)	473 (96%)	17 (4%)	0	100	100
All	All	1963/1960 (100%)	1896 (97%)	65 (3%)	2 (0%)	59	80

All (2) Ramachandran outliers are listed below:

Mol	Chain	Res	Type
1	A	414	GLY
1	C	414	GLY

5.3.2 Protein sidechains ⓘ

In the following table, the Percentiles column shows the percent sidechain outliers of the chain as a percentile score with respect to all X-ray entries followed by that with respect to entries of similar resolution. The Analysed column shows the number of residues for which the sidechain conformation was analysed, and the total number of residues.

Mol	Chain	Analysed	Rotameric	Outliers	Percentiles	
1	A	397/390 (102%)	383 (96%)	14 (4%)	48	72
1	B	391/390 (100%)	380 (97%)	11 (3%)	56	81
1	C	391/390 (100%)	380 (97%)	11 (3%)	56	81
1	D	392/390 (100%)	384 (98%)	8 (2%)	68	88
All	All	1571/1560 (101%)	1527 (97%)	44 (3%)	57	81

All (44) residues with a non-rotameric sidechain are listed below:

Mol	Chain	Res	Type
1	A	8	LYS

Continued on next page...

Continued from previous page...

Mol	Chain	Res	Type
1	A	26	THR
1	A	37[A]	LYS
1	A	37[B]	LYS
1	A	98	LEU
1	A	136	VAL
1	A	210	ARG
1	A	212	VAL
1	A	319	GLN
1	A	342	GLU
1	A	348	LYS
1	A	378	ARG
1	A	385	ARG
1	A	475	ARG
1	B	3	ARG
1	B	8	LYS
1	B	33[A]	GLU
1	B	33[B]	GLU
1	B	98	LEU
1	B	136	VAL
1	B	212	VAL
1	B	353	CYS
1	B	360	ASP
1	B	397	VAL
1	B	475	ARG
1	C	14	ARG
1	C	26	THR
1	C	43	ARG
1	C	136	VAL
1	C	210	ARG
1	C	212	VAL
1	C	319	GLN
1	C	348	LYS
1	C	385	ARG
1	C	411	THR
1	C	475	ARG
1	D	8	LYS
1	D	136	VAL
1	D	211	GLU
1	D	212	VAL
1	D	214	GLN
1	D	251	MET
1	D	431	ILE

Continued on next page...

Continued from previous page...

Mol	Chain	Res	Type
1	D	475	ARG

Some sidechains can be flipped to improve hydrogen bonding and reduce clashes. There are no such sidechains identified.

5.3.3 RNA ⓘ

There are no RNA chains in this entry.

5.4 Non-standard residues in protein, DNA, RNA chains ⓘ

There are no non-standard protein/DNA/RNA residues in this entry.

5.5 Carbohydrates ⓘ

There are no carbohydrates in this entry.

5.6 Ligand geometry ⓘ

Of 43 ligands modelled in this entry, 8 are monoatomic - leaving 35 for Mogul analysis.

In the following table, the Counts columns list the number of bonds (or angles) for which Mogul statistics could be retrieved, the number of bonds (or angles) that are observed in the model and the number of bonds (or angles) that are defined in the chemical component dictionary. The Link column lists molecule types, if any, to which the group is linked. The Z score for a bond length (or angle) is the number of standard deviations the observed value is removed from the expected value. A bond length (or angle) with $|Z| > 2$ is considered an outlier worth inspection. RMSZ is the root-mean-square of all Z scores of the bond lengths (or angles).

Mol	Type	Chain	Res	Link	Bond lengths			Bond angles		
					Counts	RMSZ	$\# Z > 2$	Counts	RMSZ	$\# Z > 2$
2	GOL	A	1491	-	5,5,5	0.23	0	5,5,5	0.43	0
2	GOL	A	1492	-	5,5,5	0.33	0	5,5,5	0.34	0
2	GOL	A	1493	-	5,5,5	0.29	0	5,5,5	0.35	0
2	GOL	A	1494	-	5,5,5	0.46	0	5,5,5	0.59	0
3	PG4	A	1495	-	12,12,12	0.29	0	11,11,11	0.96	0
2	GOL	A	1496	-	5,5,5	0.35	0	5,5,5	1.25	0
2	GOL	A	1497	-	5,5,5	0.41	0	5,5,5	0.99	0
4	EDO	A	1498	-	3,3,3	0.56	0	2,2,2	0.45	0
2	GOL	A	1499	-	5,5,5	0.22	0	5,5,5	0.49	0

Mol	Type	Chain	Res	Link	Bond lengths			Bond angles		
					Counts	RMSZ	# Z > 2	Counts	RMSZ	# Z > 2
5	NDP	A	1500[A]	-	52,52,52	1.68	6 (11%)	80,80,80	2.17	9 (11%)
5	NDP	A	1500[B]	-	52,52,52	2.00	14 (26%)	80,80,80	2.46	16 (20%)
2	GOL	B	1491	-	5,5,5	0.29	0	5,5,5	0.84	0
2	GOL	B	1492	-	5,5,5	0.64	0	5,5,5	0.31	0
2	GOL	B	1493	-	5,5,5	0.33	0	5,5,5	0.40	0
2	GOL	B	1494	-	5,5,5	0.40	0	5,5,5	0.44	0
2	GOL	B	1495	-	5,5,5	0.53	0	5,5,5	0.63	0
2	GOL	B	1496	-	5,5,5	0.12	0	5,5,5	0.34	0
2	GOL	B	1497	-	5,5,5	0.46	0	5,5,5	0.39	0
5	NDP	B	1498[A]	-	52,52,52	1.72	7 (13%)	80,80,80	2.41	18 (22%)
5	NDP	B	1498[B]	-	52,52,52	1.76	10 (19%)	80,80,80	2.62	23 (28%)
2	GOL	C	1491	-	5,5,5	0.24	0	5,5,5	0.33	0
2	GOL	C	1492	-	5,5,5	0.42	0	5,5,5	1.08	0
2	GOL	C	1493	-	5,5,5	0.38	0	5,5,5	0.26	0
2	GOL	C	1494	-	5,5,5	0.37	0	5,5,5	0.26	0
5	NDP	C	1495[A]	-	52,52,52	1.68	6 (11%)	80,80,80	2.15	10 (12%)
5	NDP	C	1495[B]	-	52,52,52	2.75	13 (25%)	80,80,80	3.02	27 (33%)
7	TOE	C	1496	-	10,10,10	0.41	0	9,9,9	0.81	0
4	EDO	C	1497	-	3,3,3	0.56	0	2,2,2	0.45	0
2	GOL	D	1491	-	5,5,5	0.30	0	5,5,5	0.23	0
2	GOL	D	1492	-	5,5,5	0.36	0	5,5,5	0.30	0
2	GOL	D	1493	-	5,5,5	0.32	0	5,5,5	0.90	0
2	GOL	D	1494	-	5,5,5	0.21	0	5,5,5	0.36	0
2	GOL	D	1495	-	5,5,5	0.40	0	5,5,5	0.75	0
5	NDP	D	1496[A]	-	52,52,52	1.93	14 (26%)	80,80,80	2.70	22 (27%)
5	NDP	D	1496[B]	-	52,52,52	2.59	14 (26%)	80,80,80	3.50	30 (37%)

In the following table, the Chirals column lists the number of chiral outliers, the number of chiral centers analysed, the number of these observed in the model and the number defined in the chemical component dictionary. Similar counts are reported in the Torsion and Rings columns. '-' means no outliers of that kind were identified.

Mol	Type	Chain	Res	Link	Chirals	Torsions	Rings
2	GOL	A	1491	-	-	0/4/4/4	0/0/0/0
2	GOL	A	1492	-	-	0/4/4/4	0/0/0/0
2	GOL	A	1493	-	-	0/4/4/4	0/0/0/0
2	GOL	A	1494	-	-	0/4/4/4	0/0/0/0
3	PG4	A	1495	-	-	0/10/10/10	0/0/0/0
2	GOL	A	1496	-	-	0/4/4/4	0/0/0/0
2	GOL	A	1497	-	-	0/4/4/4	0/0/0/0
4	EDO	A	1498	-	-	0/1/1/1	0/0/0/0

Continued on next page...

Continued from previous page...

Mol	Type	Chain	Res	Link	Chirals	Torsions	Rings
2	GOL	A	1499	-	-	0/4/4/4	0/0/0/0
5	NDP	A	1500[A]	-	-	0/35/77/77	0/3/5/5
5	NDP	A	1500[B]	-	-	0/35/77/77	0/3/5/5
2	GOL	B	1491	-	-	0/4/4/4	0/0/0/0
2	GOL	B	1492	-	-	0/4/4/4	0/0/0/0
2	GOL	B	1493	-	-	0/4/4/4	0/0/0/0
2	GOL	B	1494	-	-	0/4/4/4	0/0/0/0
2	GOL	B	1495	-	-	0/4/4/4	0/0/0/0
2	GOL	B	1496	-	-	0/4/4/4	0/0/0/0
2	GOL	B	1497	-	-	0/4/4/4	0/0/0/0
5	NDP	B	1498[A]	-	-	0/35/77/77	0/3/5/5
5	NDP	B	1498[B]	-	-	0/35/77/77	0/3/5/5
2	GOL	C	1491	-	-	0/4/4/4	0/0/0/0
2	GOL	C	1492	-	-	0/4/4/4	0/0/0/0
2	GOL	C	1493	-	-	0/4/4/4	0/0/0/0
2	GOL	C	1494	-	-	0/4/4/4	0/0/0/0
5	NDP	C	1495[A]	-	-	0/35/77/77	0/3/5/5
5	NDP	C	1495[B]	-	-	0/35/77/77	0/3/5/5
7	TOE	C	1496	-	-	0/8/8/8	0/0/0/0
4	EDO	C	1497	-	-	0/1/1/1	0/0/0/0
2	GOL	D	1491	-	-	0/4/4/4	0/0/0/0
2	GOL	D	1492	-	-	0/4/4/4	0/0/0/0
2	GOL	D	1493	-	-	0/4/4/4	0/0/0/0
2	GOL	D	1494	-	-	0/4/4/4	0/0/0/0
2	GOL	D	1495	-	-	0/4/4/4	0/0/0/0
5	NDP	D	1496[A]	-	-	0/35/77/77	0/3/5/5
5	NDP	D	1496[B]	-	-	0/35/77/77	0/3/5/5

All (84) bond length outliers are listed below:

Mol	Chain	Res	Type	Atoms	Z	Observed(Å)	Ideal(Å)
5	C	1495[B]	NDP	C1D-N1N	-14.77	1.13	1.46
5	D	1496[B]	NDP	C1D-N1N	-12.26	1.19	1.46
5	A	1500[A]	NDP	C8A-N7A	6.63	1.47	1.34
5	C	1495[A]	NDP	C8A-N7A	6.63	1.47	1.34
5	D	1496[B]	NDP	C4A-N9A	-6.22	1.28	1.37
5	D	1496[A]	NDP	C4A-N9A	-6.18	1.28	1.37
5	C	1495[A]	NDP	C8A-N9A	5.97	1.45	1.36
5	A	1500[B]	NDP	C4A-N9A	-5.93	1.29	1.37
5	A	1500[A]	NDP	C8A-N9A	5.83	1.45	1.36
5	C	1495[B]	NDP	C4A-N9A	-5.57	1.29	1.37
5	C	1495[B]	NDP	C8A-N7A	5.52	1.45	1.34

Continued on next page...

Continued from previous page...

Mol	Chain	Res	Type	Atoms	Z	Observed(Å)	Ideal(Å)
5	B	1498[A]	NDP	C8A-N7A	5.41	1.45	1.34
5	B	1498[B]	NDP	C8A-N7A	5.38	1.45	1.34
5	B	1498[B]	NDP	C4A-N9A	-5.31	1.30	1.37
5	B	1498[A]	NDP	C4A-N9A	-5.28	1.30	1.37
5	A	1500[B]	NDP	C8A-N7A	5.25	1.45	1.34
5	C	1495[B]	NDP	C8A-N9A	4.83	1.43	1.36
5	B	1498[A]	NDP	C8A-N9A	4.79	1.43	1.36
5	B	1498[B]	NDP	C8A-N9A	4.77	1.43	1.36
5	D	1496[B]	NDP	C8A-N7A	4.31	1.43	1.34
5	D	1496[A]	NDP	C8A-N7A	4.31	1.43	1.34
5	C	1495[A]	NDP	C5A-C4A	3.95	1.49	1.40
5	A	1500[B]	NDP	C8A-N9A	3.93	1.42	1.36
5	A	1500[A]	NDP	C5A-C4A	3.76	1.49	1.40
5	A	1500[A]	NDP	C4A-N9A	-3.74	1.32	1.37
5	C	1495[A]	NDP	C4A-N9A	-3.54	1.32	1.37
5	D	1496[A]	NDP	C8A-N9A	3.48	1.41	1.36
5	D	1496[B]	NDP	C8A-N9A	3.42	1.41	1.36
5	A	1500[B]	NDP	P2B-O3X	-3.41	1.42	1.54
5	D	1496[B]	NDP	P2B-O2X	-3.38	1.42	1.54
5	D	1496[A]	NDP	P2B-O2X	-3.28	1.42	1.54
5	A	1500[B]	NDP	C2N-N1N	-3.24	1.29	1.36
5	D	1496[A]	NDP	PA-O2A	-3.18	1.40	1.55
5	D	1496[B]	NDP	P2B-O1X	-3.17	1.40	1.51
5	A	1500[A]	NDP	C6N-C5N	3.12	1.39	1.33
5	A	1500[B]	NDP	P2B-O2X	-3.08	1.43	1.54
5	D	1496[A]	NDP	P2B-O1X	-3.07	1.40	1.51
5	D	1496[A]	NDP	P2B-O3X	-3.03	1.43	1.54
5	D	1496[B]	NDP	P2B-O3X	-3.02	1.43	1.54
5	C	1495[A]	NDP	C6N-C5N	3.02	1.39	1.33
5	A	1500[B]	NDP	P2B-O1X	-2.82	1.41	1.51
5	A	1500[B]	NDP	C5A-C4A	2.80	1.46	1.40
5	B	1498[A]	NDP	C5A-C4A	2.80	1.46	1.40
5	D	1496[B]	NDP	C4N-C5N	-2.75	1.43	1.49
5	B	1498[B]	NDP	C5A-C4A	2.75	1.46	1.40
5	A	1500[B]	NDP	PA-O2A	-2.75	1.42	1.55
5	C	1495[B]	NDP	C4N-C5N	-2.73	1.43	1.49
5	C	1495[B]	NDP	C5A-C4A	2.72	1.46	1.40
5	B	1498[A]	NDP	PA-O2A	-2.70	1.43	1.55
5	B	1498[B]	NDP	C2N-N1N	-2.70	1.30	1.36
5	A	1500[A]	NDP	C2N-C3N	2.67	1.39	1.34
5	A	1500[B]	NDP	C4N-C5N	-2.62	1.43	1.49
5	D	1496[B]	NDP	C6N-N1N	-2.61	1.29	1.37

Continued on next page...

Continued from previous page...

Mol	Chain	Res	Type	Atoms	Z	Observed(Å)	Ideal(Å)
5	D	1496[B]	NDP	C4A-N3A	-2.58	1.31	1.35
5	D	1496[A]	NDP	O4B-C4B	-2.58	1.39	1.45
5	D	1496[B]	NDP	PA-O1A	-2.55	1.41	1.51
5	A	1500[B]	NDP	PA-O1A	-2.55	1.41	1.51
5	D	1496[A]	NDP	PA-O1A	-2.53	1.41	1.51
5	C	1495[A]	NDP	C2N-C3N	2.52	1.39	1.34
5	A	1500[B]	NDP	C6N-N1N	-2.49	1.29	1.37
5	D	1496[B]	NDP	O4B-C4B	-2.48	1.39	1.45
5	D	1496[A]	NDP	C4A-N3A	-2.44	1.31	1.35
5	C	1495[B]	NDP	P2B-O2X	-2.40	1.45	1.54
5	D	1496[B]	NDP	C2N-C3N	2.39	1.39	1.34
5	C	1495[B]	NDP	C6N-N1N	-2.39	1.29	1.37
5	C	1495[B]	NDP	PA-O1A	-2.32	1.42	1.51
5	B	1498[B]	NDP	C6N-N1N	-2.29	1.30	1.37
5	B	1498[A]	NDP	P2B-O2X	-2.24	1.46	1.54
5	B	1498[B]	NDP	P2B-O2X	-2.22	1.46	1.54
5	C	1495[B]	NDP	C2N-N1N	-2.22	1.31	1.36
5	D	1496[A]	NDP	C2N-C3N	2.21	1.39	1.34
5	A	1500[B]	NDP	O4B-C4B	-2.18	1.39	1.45
5	A	1500[B]	NDP	O7N-C7N	-2.16	1.18	1.24
5	B	1498[B]	NDP	C4N-C5N	-2.15	1.44	1.49
5	D	1496[B]	NDP	C2B-C1B	-2.14	1.49	1.52
5	C	1495[B]	NDP	C2N-C3N	2.13	1.38	1.34
5	C	1495[B]	NDP	P2B-O3X	-2.13	1.46	1.54
5	D	1496[A]	NDP	O7N-C7N	-2.12	1.18	1.24
5	D	1496[A]	NDP	C2B-C1B	-2.12	1.49	1.52
5	D	1496[A]	NDP	PA-O3	-2.04	1.56	1.59
5	B	1498[A]	NDP	P2B-O3X	-2.03	1.47	1.54
5	C	1495[B]	NDP	P2B-O1X	-2.01	1.44	1.51
5	B	1498[B]	NDP	P2B-O3X	-2.01	1.47	1.54
5	B	1498[B]	NDP	C6N-C5N	2.01	1.37	1.33

All (155) bond angle outliers are listed below:

Mol	Chain	Res	Type	Atoms	Z	Observed(°)	Ideal(°)
5	D	1496[A]	NDP	C8A-N9A-C4A	14.65	118.08	106.90
5	D	1496[B]	NDP	C8A-N9A-C4A	14.33	117.84	106.90
5	A	1500[B]	NDP	C8A-N9A-C4A	13.74	117.39	106.90
5	C	1495[B]	NDP	C8A-N9A-C4A	13.20	116.97	106.90
5	B	1498[A]	NDP	C8A-N9A-C4A	12.99	116.81	106.90
5	B	1498[B]	NDP	C8A-N9A-C4A	12.91	116.75	106.90
5	A	1500[A]	NDP	C8A-N9A-C4A	12.80	116.67	106.90

Continued on next page...

Continued from previous page...

Mol	Chain	Res	Type	Atoms	Z	Observed(°)	Ideal(°)
5	C	1495[A]	NDP	C8A-N9A-C4A	12.22	116.23	106.90
5	D	1496[B]	NDP	C1D-N1N-C6N	-9.70	99.29	120.79
5	C	1495[B]	NDP	C1D-N1N-C6N	-8.12	102.79	120.79
5	D	1496[B]	NDP	O4D-C1D-N1N	7.98	124.94	108.05
5	D	1496[B]	NDP	C1D-N1N-C2N	7.86	134.41	121.02
5	D	1496[B]	NDP	C2D-C1D-N1N	-7.51	94.06	113.21
5	D	1496[B]	NDP	O5D-C5D-C4D	-7.26	82.29	108.94
5	D	1496[A]	NDP	N3A-C2A-N1A	-7.06	122.81	128.71
5	D	1496[B]	NDP	N3A-C2A-N1A	-6.98	122.87	128.71
5	C	1495[B]	NDP	N3A-C2A-N1A	-6.91	122.93	128.71
5	D	1496[B]	NDP	N3A-C4A-N9A	6.82	137.74	125.43
5	D	1496[A]	NDP	N3A-C4A-N9A	6.81	137.74	125.43
5	B	1498[A]	NDP	N3A-C2A-N1A	-6.63	123.16	128.71
5	B	1498[B]	NDP	N3A-C2A-N1A	-6.60	123.19	128.71
5	C	1495[A]	NDP	N3A-C2A-N1A	-6.53	123.25	128.71
5	D	1496[A]	NDP	C8A-N9A-C1B	-6.53	113.53	126.38
5	D	1496[B]	NDP	C8A-N9A-C1B	-6.48	113.62	126.38
5	C	1495[B]	NDP	C2D-C1D-N1N	-6.44	96.79	113.21
5	A	1500[A]	NDP	N3A-C2A-N1A	-6.40	123.36	128.71
5	B	1498[A]	NDP	N3A-C4A-N9A	6.26	136.74	125.43
5	B	1498[B]	NDP	N3A-C4A-N9A	6.23	136.68	125.43
5	C	1495[B]	NDP	C1D-N1N-C2N	6.22	131.61	121.02
5	C	1495[B]	NDP	N3A-C4A-N9A	6.11	136.47	125.43
5	A	1500[B]	NDP	N3A-C4A-N9A	6.08	136.41	125.43
5	A	1500[A]	NDP	C8A-N9A-C1B	-6.06	114.44	126.38
5	C	1495[A]	NDP	N3A-C4A-N9A	6.06	136.37	125.43
5	C	1495[B]	NDP	C8A-N9A-C1B	-6.01	114.54	126.38
5	B	1498[A]	NDP	C8A-N9A-C1B	-6.01	114.55	126.38
5	C	1495[A]	NDP	C8A-N9A-C1B	-6.00	114.56	126.38
5	A	1500[B]	NDP	N3A-C2A-N1A	-6.00	123.69	128.71
5	A	1500[A]	NDP	N3A-C4A-N9A	6.00	136.26	125.43
5	B	1498[B]	NDP	C8A-N9A-C1B	-5.99	114.58	126.38
5	C	1495[B]	NDP	O4D-C1D-N1N	5.88	120.49	108.05
5	A	1500[B]	NDP	C8A-N9A-C1B	-5.85	114.86	126.38
5	D	1496[A]	NDP	O4B-C1B-N9A	-5.84	103.01	108.44
5	D	1496[B]	NDP	O4D-C4D-C5D	5.46	128.85	109.36
5	D	1496[B]	NDP	O4B-C1B-N9A	-5.43	103.39	108.44
5	D	1496[B]	NDP	O4B-C1B-C2B	-5.22	102.07	106.95
5	D	1496[A]	NDP	N7A-C8A-N9A	-5.21	99.63	114.36
5	D	1496[B]	NDP	N7A-C8A-N9A	-5.20	99.64	114.36
5	C	1495[B]	NDP	O4B-C1B-C2B	-5.12	102.16	106.95
5	B	1498[B]	NDP	C2D-C1D-N1N	-4.89	100.73	113.21

Continued on next page...

Continued from previous page...

Mol	Chain	Res	Type	Atoms	Z	Observed(°)	Ideal(°)
5	C	1495[B]	NDP	N7A-C8A-N9A	-4.89	100.53	114.36
5	A	1500[B]	NDP	N7A-C8A-N9A	-4.84	100.68	114.36
5	C	1495[B]	NDP	O4D-C1D-C2D	-4.83	95.52	106.60
5	B	1498[B]	NDP	O4D-C1D-C2D	-4.77	95.65	106.60
5	A	1500[B]	NDP	O4D-C1D-C2D	-4.76	95.67	106.60
5	C	1495[B]	NDP	O5D-C5D-C4D	-4.73	91.59	108.94
5	A	1500[A]	NDP	N7A-C8A-N9A	-4.72	101.01	114.36
5	B	1498[A]	NDP	N7A-C8A-N9A	-4.71	101.03	114.36
5	B	1498[B]	NDP	N7A-C8A-N9A	-4.70	101.07	114.36
5	D	1496[B]	NDP	O4D-C1D-C2D	-4.66	95.91	106.60
5	C	1495[A]	NDP	N7A-C8A-N9A	-4.58	101.40	114.36
5	B	1498[B]	NDP	O4D-C4D-C5D	4.54	125.58	109.36
5	A	1500[B]	NDP	O4B-C1B-C2B	-4.46	102.78	106.95
5	D	1496[A]	NDP	O4B-C1B-C2B	-4.30	102.93	106.95
5	C	1495[B]	NDP	O2B-P2B-O1X	-4.13	95.27	106.79
5	B	1498[B]	NDP	O4B-C1B-C2B	-4.12	103.10	106.95
5	D	1496[A]	NDP	C6N-N1N-C2N	4.07	124.76	119.44
5	B	1498[B]	NDP	O5D-C5D-C4D	-4.03	94.15	108.94
5	D	1496[B]	NDP	C3N-C7N-N7N	3.98	125.14	117.48
5	B	1498[A]	NDP	O4B-C1B-C2B	-3.97	103.24	106.95
5	D	1496[B]	NDP	C5D-C4D-C3D	-3.96	99.35	115.21
5	A	1500[B]	NDP	C5D-C4D-C3D	-3.79	100.02	115.21
5	D	1496[A]	NDP	C5A-C4A-N9A	-3.65	101.89	107.16
5	D	1496[B]	NDP	C2N-C3N-C7N	3.50	127.43	118.49
5	D	1496[B]	NDP	C5A-C4A-N9A	-3.40	102.25	107.16
5	B	1498[A]	NDP	C5A-C4A-N9A	-3.13	102.65	107.16
5	B	1498[B]	NDP	O7N-C7N-C3N	-3.10	114.69	120.51
5	A	1500[B]	NDP	O5D-C5D-C4D	-3.09	97.58	108.94
5	A	1500[B]	NDP	C5A-C4A-N9A	-3.07	102.72	107.16
5	B	1498[B]	NDP	C5A-C4A-N9A	-3.07	102.73	107.16
5	C	1495[B]	NDP	C5A-C4A-N9A	-3.00	102.83	107.16
5	B	1498[B]	NDP	C5D-C4D-C3D	-2.98	103.25	115.21
5	A	1500[B]	NDP	C3N-C7N-N7N	2.95	123.15	117.48
5	A	1500[A]	NDP	C5A-C4A-N9A	-2.89	103.00	107.16
5	B	1498[B]	NDP	C3N-C7N-N7N	2.82	122.91	117.48
5	C	1495[A]	NDP	C5A-C4A-N9A	-2.78	103.15	107.16
5	B	1498[A]	NDP	C6N-N1N-C2N	2.78	123.07	119.44
5	D	1496[B]	NDP	O3-PN-O5D	2.69	115.44	103.41
5	B	1498[A]	NDP	C4B-O4B-C1B	2.64	112.62	109.75
5	D	1496[B]	NDP	O7N-C7N-C3N	-2.64	115.55	120.51
5	C	1495[B]	NDP	C2N-C3N-C7N	2.63	125.20	118.49
5	C	1495[B]	NDP	C2A-N1A-C6A	2.62	123.50	118.77

Continued on next page...

Continued from previous page...

Mol	Chain	Res	Type	Atoms	Z	Observed(°)	Ideal(°)
5	D	1496[B]	NDP	C5A-C4A-N3A	-2.61	120.01	125.70
5	A	1500[B]	NDP	O7N-C7N-C3N	-2.60	115.63	120.51
5	D	1496[A]	NDP	P2B-O2B-C2B	2.59	127.41	121.96
5	C	1495[B]	NDP	O4D-C4D-C5D	2.54	118.42	109.36
5	C	1495[B]	NDP	C3N-C7N-N7N	2.54	122.36	117.48
5	D	1496[A]	NDP	C4N-C3N-C2N	-2.53	118.60	121.68
5	B	1498[A]	NDP	C3N-C2N-N1N	-2.50	119.50	123.05
5	A	1500[B]	NDP	C2A-N1A-C6A	2.49	123.26	118.77
5	D	1496[B]	NDP	C2A-N3A-C4A	2.48	121.06	114.01
5	B	1498[B]	NDP	C6N-N1N-C2N	2.47	122.68	119.44
5	D	1496[B]	NDP	O2B-P2B-O1X	-2.46	99.92	106.79
5	B	1498[A]	NDP	O7N-C7N-C3N	2.46	125.13	120.51
5	B	1498[B]	NDP	C4B-O4B-C1B	2.46	112.42	109.75
5	D	1496[A]	NDP	C5A-C4A-N3A	-2.45	120.37	125.70
5	B	1498[A]	NDP	C3D-C2D-C1D	2.44	106.20	101.35
5	C	1495[B]	NDP	C4B-O4B-C1B	2.41	112.37	109.75
5	C	1495[A]	NDP	C5A-C4A-N3A	-2.40	120.48	125.70
5	D	1496[B]	NDP	PN-O3-PA	-2.39	124.66	131.68
5	D	1496[A]	NDP	O2B-P2B-O1X	-2.39	100.12	106.79
5	D	1496[A]	NDP	C2A-N3A-C4A	2.37	120.76	114.01
5	B	1498[B]	NDP	O3X-P2B-O2B	-2.36	100.31	107.09
5	B	1498[B]	NDP	O3-PN-O5D	2.35	113.91	103.41
5	D	1496[A]	NDP	C3D-C2D-C1D	2.35	106.01	101.35
5	B	1498[B]	NDP	C5A-C4A-N3A	-2.35	120.59	125.70
5	D	1496[B]	NDP	P2B-O2B-C2B	2.34	126.88	121.96
5	B	1498[B]	NDP	O3X-P2B-O1X	2.34	118.09	110.44
5	B	1498[B]	NDP	O2B-P2B-O1X	-2.34	100.25	106.79
5	B	1498[A]	NDP	C5A-C4A-N3A	-2.34	120.61	125.70
5	C	1495[B]	NDP	O5B-PA-O1A	-2.32	100.27	109.37
5	A	1500[A]	NDP	PN-O3-PA	-2.32	124.87	131.68
5	B	1498[A]	NDP	O2B-P2B-O1X	-2.31	100.33	106.79
5	B	1498[A]	NDP	O3X-P2B-O2B	-2.31	100.43	107.09
5	C	1495[B]	NDP	C5A-C4A-N3A	-2.30	120.70	125.70
5	A	1500[A]	NDP	C2A-N1A-C6A	2.29	122.91	118.77
5	B	1498[A]	NDP	O3X-P2B-O1X	2.29	117.92	110.44
5	C	1495[A]	NDP	PN-O3-PA	-2.28	125.01	131.68
5	A	1500[A]	NDP	C5A-C4A-N3A	-2.28	120.75	125.70
5	C	1495[A]	NDP	C2A-N1A-C6A	2.26	122.86	118.77
5	C	1495[B]	NDP	O3X-P2B-O2X	2.26	116.41	107.61
5	D	1496[A]	NDP	C1D-N1N-C6N	-2.24	115.82	120.79
5	B	1498[A]	NDP	C2A-N3A-C4A	2.23	120.37	114.01
5	A	1500[B]	NDP	C5A-C4A-N3A	-2.23	120.85	125.70

Continued on next page...

Continued from previous page...

Mol	Chain	Res	Type	Atoms	Z	Observed(°)	Ideal(°)
5	B	1498[B]	NDP	C2A-N3A-C4A	2.22	120.32	114.01
5	D	1496[A]	NDP	O3B-C3B-C4B	-2.21	104.57	111.08
5	D	1496[A]	NDP	O3X-P2B-O2X	2.19	116.15	107.61
5	C	1495[B]	NDP	C6N-N1N-C2N	2.19	122.30	119.44
5	D	1496[A]	NDP	C2A-N1A-C6A	2.19	122.72	118.77
5	D	1496[B]	NDP	O3X-P2B-O1X	2.16	117.52	110.44
5	D	1496[B]	NDP	C2A-N1A-C6A	2.14	122.63	118.77
5	D	1496[B]	NDP	O3X-P2B-O2X	2.14	115.93	107.61
5	B	1498[B]	NDP	O2D-C2D-C1D	2.13	117.27	110.04
5	D	1496[A]	NDP	C3N-C2N-N1N	-2.12	120.05	123.05
5	A	1500[B]	NDP	O2D-C2D-C1D	2.12	117.24	110.04
5	C	1495[B]	NDP	C2A-N3A-C4A	2.11	120.02	114.01
5	D	1496[B]	NDP	O2D-C2D-C1D	2.10	117.18	110.04
5	C	1495[B]	NDP	O3B-C3B-C2B	-2.09	105.06	111.20
5	C	1495[B]	NDP	O2D-C2D-C1D	2.08	117.11	110.04
5	C	1495[A]	NDP	C2A-N3A-C4A	2.07	119.91	114.01
5	A	1500[B]	NDP	C3B-C2B-C1B	-2.06	98.73	102.73
5	D	1496[A]	NDP	C2N-C3N-C7N	2.05	123.74	118.49
5	D	1496[A]	NDP	O3X-P2B-O1X	2.05	117.14	110.44
5	B	1498[A]	NDP	O3D-C3D-C2D	-2.04	105.19	111.83
5	D	1496[B]	NDP	C8A-N7A-C5A	2.02	109.83	103.58
5	C	1495[B]	NDP	O7N-C7N-C3N	-2.01	116.74	120.51

There are no chirality outliers.

There are no torsion outliers.

There are no ring outliers.

5.7 Other polymers ⓘ

There are no such residues in this entry.

5.8 Polymer linkage issues

There are no chain breaks in this entry.

6 Fit of model and data ⓘ

6.1 Protein, DNA and RNA chains ⓘ

In the following table, the column labelled ‘#RSRZ> 2’ contains the number (and percentage) of RSRZ outliers, followed by percent RSRZ outliers for the chain as percentile scores relative to all X-ray entries and entries of similar resolution. The OWAB column contains the minimum, median, 95th percentile and maximum values of the occupancy-weighted average B-factor per residue. The column labelled ‘Q< 0.9’ lists the number of (and percentage) of residues with an average occupancy less than 0.9.

Mol	Chain	Analysed	<RSRZ>	#RSRZ>2	OWAB(Å ²)	Q<0.9
1	A	489/490 (99%)	-0.68	2 (0%) 90 92	19, 29, 47, 73	0
1	B	489/490 (99%)	-0.51	3 (0%) 86 88	18, 41, 65, 89	0
1	C	489/490 (99%)	-0.62	2 (0%) 90 92	23, 40, 64, 96	0
1	D	489/490 (99%)	-0.68	1 (0%) 93 95	21, 36, 61, 82	0
All	All	1956/1960 (99%)	-0.62	8 (0%) 86 92	18, 36, 62, 96	0

All (8) RSRZ outliers are listed below:

Mol	Chain	Res	Type	RSRZ
1	B	286	ALA	3.2
1	A	158	ILE	2.8
1	B	285	VAL	2.7
1	C	21	GLY	2.4
1	D	154	TYR	2.2
1	A	285	VAL	2.0
1	B	287	THR	2.0
1	C	154	TYR	2.0

6.2 Non-standard residues in protein, DNA, RNA chains ⓘ

There are no non-standard protein/DNA/RNA residues in this entry.

6.3 Carbohydrates ⓘ

There are no carbohydrates in this entry.

6.4 Ligands

In the following table, the Atoms column lists the number of modelled atoms in the group and the number defined in the chemical component dictionary. LLDF column lists the quality of electron density of the group with respect to its neighbouring residues in protein, DNA or RNA chains. The B-factors column lists the minimum, median, 95th percentile and maximum values of B factors of atoms in the group. The column labelled 'Q< 0.9' lists the number of atoms with occupancy less than 0.9.

Mol	Type	Chain	Res	Atoms	RSR	LLDF	B-factors(Å ²)	Q<0.9
2	GOL	D	1493	6/6	0.43	15.81	51,61,65,69	0
2	GOL	A	1491	6/6	0.35	10.76	14,33,38,39	6
4	EDO	A	1498	4/4	0.55	10.37	44,48,52,67	0
4	EDO	C	1497	4/4	0.56	9.12	53,63,64,74	0
2	GOL	B	1491	6/6	0.34	7.55	77,83,86,87	0
2	GOL	A	1497	6/6	0.17	6.43	57,65,70,79	0
2	GOL	A	1492	6/6	0.36	6.21	58,71,73,73	0
2	GOL	D	1492	6/6	0.51	6.07	45,46,51,55	0
2	GOL	A	1496	6/6	0.17	6.04	33,61,73,82	0
2	GOL	A	1499	6/6	0.39	5.57	42,55,57,60	0
2	GOL	B	1492	6/6	0.52	4.71	51,68,75,79	0
2	GOL	C	1493	6/6	0.36	4.70	79,93,97,97	0
6	K	B	1499	1/1	0.33	4.63	106,106,106,106	0
2	GOL	B	1495	6/6	0.44	3.65	42,53,59,65	0
7	TOE	C	1496	11/11	0.37	3.37	45,56,66,67	0
6	K	C	1499	1/1	0.14	3.30	99,99,99,99	0
2	GOL	B	1493	6/6	0.12	3.20	59,63,64,70	0
2	GOL	A	1494	6/6	0.20	3.07	50,72,85,88	0
3	PG4	A	1495	13/13	0.39	3.04	54,57,70,73	0
2	GOL	D	1491	6/6	0.27	3.02	41,69,82,88	0
2	GOL	D	1495	6/6	0.22	2.80	71,75,84,90	0
2	GOL	C	1494	6/6	0.27	2.79	70,79,84,87	0
2	GOL	B	1494	6/6	0.13	2.72	63,74,81,84	0
6	K	D	1498	1/1	0.12	2.33	92,92,92,92	0
2	GOL	C	1492	6/6	0.22	1.69	51,56,58,60	0
5	NDP	C	1495[A]	48/48	0.20	1.44	41,54,68,72	48
5	NDP	C	1495[B]	48/48	0.20	1.24	24,53,68,71	48
6	K	D	1497	1/1	0.14	1.21	59,59,59,59	0
5	NDP	B	1498[A]	48/48	0.24	1.15	38,54,80,85	48
2	GOL	C	1491	6/6	0.16	1.13	69,72,76,76	0
2	GOL	B	1496	6/6	0.26	0.98	70,79,87,87	0
5	NDP	B	1498[B]	48/48	0.24	0.95	23,58,80,85	48
5	NDP	A	1500[A]	48/48	0.18	0.80	20,41,48,53	48
6	K	A	1501	1/1	0.12	0.59	56,56,56,56	0

Continued on next page...

Continued from previous page...

Mol	Type	Chain	Res	Atoms	RSR	LLDF	B-factors(\AA^2)	Q<0.9
5	NDP	A	1500[B]	48/48	0.18	0.56	23,40,46,54	48
5	NDP	D	1496[A]	48/48	0.13	0.32	27,35,46,50	48
2	GOL	B	1497	6/6	0.12	0.22	93,97,97,98	0
2	GOL	D	1494	6/6	0.14	0.19	42,47,64,64	0
5	NDP	D	1496[B]	48/48	0.13	0.12	18,35,48,50	48
6	K	A	1502	1/1	0.10	0.09	71,71,71,71	0
2	GOL	A	1493	6/6	0.11	0.07	54,57,67,74	0
6	K	C	1498	1/1	0.10	-0.07	79,79,79,79	0
6	K	B	1500	1/1	0.06	-1.56	70,70,70,70	0

6.5 Other polymers ⓘ

There are no such residues in this entry.