



wwPDB X-ray Structure Validation Summary Report

Feb 28, 2014 – 12:19 AM GMT

PDB ID : 4DEV
Title : An Acetyl Xylan Esterase (Est2A) from the Rumen Bacterium Butyrivibrio proteoclasticus.
Authors : Till, M.; Arcus, V.L.
Deposited on : 2012-01-22
Resolution : 2.00 Å(reported)

This is a wwPDB validation summary report for a publicly released PDB entry.

We welcome your comments at validation@mail.wwpdb.org

A user guide is available at <http://wwpdb.org/ValidationPDFNotes.html>

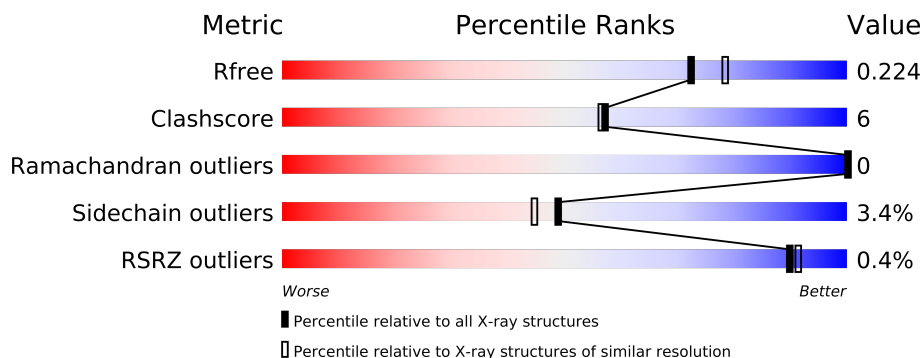
The following versions of software and data (see [references](#)) were used in the production of this report:

MolProbity	:	4.02b-467
Mogul	:	1.15 2013
Xtriage (Phenix)	:	dev-1323
EDS	:	stable22639
Percentile statistics	:	21963
Refmac	:	5.8.0049
CCP4	:	6.3.0 (Settle)
Ideal geometry (proteins)	:	Engh & Huber (2001)
Ideal geometry (DNA, RNA)	:	Parkinson et. al. (1996)
Validation Pipeline (wwPDB-VP)	:	stable22683

1 Overall quality at a glance

The reported resolution of this entry is 2.00 Å.

Percentile scores (ranging between 0-100) for global validation metrics of the entry are shown in the following graphic. The table shows the number of entries on which the scores are based.



Metric	Whole archive (#Entries)	Similar resolution (#Entries, resolution range(Å))
R_{free}	66092	4888 (2.00-2.00)
Clashscore	79885	6188 (2.00-2.00)
Ramachandran outliers	78287	6102 (2.00-2.00)
Sidechain outliers	78261	6100 (2.00-2.00)
RSRZ outliers	66119	4890 (2.00-2.00)

The table below summarises the geometric issues observed across the polymeric chains and their fit to the electron density. The red, orange, yellow and green segments on the lower bar indicate the fraction of residues that contain outliers for ≥ 3 , 2, 1 and 0 types of geometric quality criteria. The upper red bar (where present) indicates the fraction of residues that have poor fit to the electron density.

Mol	Chain	Length	Quality of chain
1	A	408	
1	B	408	
1	C	408	
1	D	408	
1	E	408	
1	F	408	
1	G	408	
1	H	408	

The following table lists non-polymeric compounds that are outliers for geometric or electron-density-fit criteria:

Mol	Type	Chain	Res	Geometry	Electron density
2	ACY	A	401	-	X

Continued on next page...

Continued from previous page...

Mol	Type	Chain	Res	Geometry	Electron density
2	ACY	A	402	-	X
2	ACY	B	401	-	X
2	ACY	C	402	-	X
2	ACY	D	402	-	X
2	ACY	D	404	-	X
2	ACY	D	405	-	X
2	ACY	E	401	-	X
2	ACY	E	402	-	X
2	ACY	E	403	-	X
2	ACY	F	401	-	X
2	ACY	F	403	-	X
2	ACY	G	402	-	X
2	ACY	H	401	-	X
2	ACY	H	402	-	X
3	PEG	A	403	-	X
3	PEG	D	403	-	X
3	PEG	E	404	-	X
3	PEG	E	405	-	X
3	PEG	G	403	-	X
3	PEG	G	404	-	X
3	PEG	H	403	-	X
5	GOL	C	403	-	X
5	GOL	G	405	-	X

2 Entry composition

There are 6 unique types of molecules in this entry. The entry contains 25485 atoms, of which 0 are hydrogen and 0 are deuterium.

In the tables below, the ZeroOcc column contains the number of atoms modelled with zero occupancy, the AltConf column contains the number of residues with at least one atom in alternate conformation and the Trace column contains the number of residues modelled with at most 2 atoms.

- Molecule 1 is a protein called Acetyl-xylan esterase Est2A.

Mol	Chain	Residues	Atoms					ZeroOcc	AltConf	Trace
1	A	372	Total	C	N	O	S	0	0	0
			2951	1869	498	568	16			
1	B	372	Total	C	N	O	S	8	0	0
			2951	1869	498	568	16			
1	C	372	Total	C	N	O	S	0	0	0
			2951	1869	498	568	16			
1	D	373	Total	C	N	O	S	4	0	0
			2958	1874	499	569	16			
1	E	372	Total	C	N	O	S	4	0	0
			2951	1869	498	568	16			
1	F	373	Total	C	N	O	S	4	0	0
			2958	1874	499	569	16			
1	G	373	Total	C	N	O	S	0	0	0
			2958	1874	499	569	16			
1	H	373	Total	C	N	O	S	4	0	0
			2958	1874	499	569	16			

There are 264 discrepancies between the modelled and reference sequences:

Chain	Residue	Modelled	Actual	Comment	Reference
A	-31	MET	-	EXPRESSION TAG	UNP E0RVY7
A	-30	SER	-	EXPRESSION TAG	UNP E0RVY7
A	-29	TYR	-	EXPRESSION TAG	UNP E0RVY7
A	-28	TYR	-	EXPRESSION TAG	UNP E0RVY7
A	-27	HIS	-	EXPRESSION TAG	UNP E0RVY7
A	-26	HIS	-	EXPRESSION TAG	UNP E0RVY7
A	-25	HIS	-	EXPRESSION TAG	UNP E0RVY7
A	-24	HIS	-	EXPRESSION TAG	UNP E0RVY7
A	-23	HIS	-	EXPRESSION TAG	UNP E0RVY7
A	-22	HIS	-	EXPRESSION TAG	UNP E0RVY7
A	-21	LEU	-	EXPRESSION TAG	UNP E0RVY7
A	-20	GLU	-	EXPRESSION TAG	UNP E0RVY7
A	-19	SER	-	EXPRESSION TAG	UNP E0RVY7

Continued on next page...

Continued from previous page...

Chain	Residue	Modelled	Actual	Comment	Reference
A	-18	THR	-	EXPRESSION TAG	UNP E0RVY7
A	-17	SER	-	EXPRESSION TAG	UNP E0RVY7
A	-16	LEU	-	EXPRESSION TAG	UNP E0RVY7
A	-15	TYR	-	EXPRESSION TAG	UNP E0RVY7
A	-14	LYS	-	EXPRESSION TAG	UNP E0RVY7
A	-13	LYS	-	EXPRESSION TAG	UNP E0RVY7
A	-12	ALA	-	EXPRESSION TAG	UNP E0RVY7
A	-11	GLY	-	EXPRESSION TAG	UNP E0RVY7
A	-10	PHE	-	EXPRESSION TAG	UNP E0RVY7
A	-9	GLU	-	EXPRESSION TAG	UNP E0RVY7
A	-8	ASN	-	EXPRESSION TAG	UNP E0RVY7
A	-7	LEU	-	EXPRESSION TAG	UNP E0RVY7
A	-6	TYR	-	EXPRESSION TAG	UNP E0RVY7
A	-5	PHE	-	EXPRESSION TAG	UNP E0RVY7
A	-4	GLN	-	EXPRESSION TAG	UNP E0RVY7
A	-3	GLY	-	EXPRESSION TAG	UNP E0RVY7
A	-2	SER	-	EXPRESSION TAG	UNP E0RVY7
A	-1	GLY	-	EXPRESSION TAG	UNP E0RVY7
A	0	ALA	-	EXPRESSION TAG	UNP E0RVY7
A	351	ALA	HIS	engineered mutation	UNP E0RVY7
B	-31	MET	-	EXPRESSION TAG	UNP E0RVY7
B	-30	SER	-	EXPRESSION TAG	UNP E0RVY7
B	-29	TYR	-	EXPRESSION TAG	UNP E0RVY7
B	-28	TYR	-	EXPRESSION TAG	UNP E0RVY7
B	-27	HIS	-	EXPRESSION TAG	UNP E0RVY7
B	-26	HIS	-	EXPRESSION TAG	UNP E0RVY7
B	-25	HIS	-	EXPRESSION TAG	UNP E0RVY7
B	-24	HIS	-	EXPRESSION TAG	UNP E0RVY7
B	-23	HIS	-	EXPRESSION TAG	UNP E0RVY7
B	-22	HIS	-	EXPRESSION TAG	UNP E0RVY7
B	-21	LEU	-	EXPRESSION TAG	UNP E0RVY7
B	-20	GLU	-	EXPRESSION TAG	UNP E0RVY7
B	-19	SER	-	EXPRESSION TAG	UNP E0RVY7
B	-18	THR	-	EXPRESSION TAG	UNP E0RVY7
B	-17	SER	-	EXPRESSION TAG	UNP E0RVY7
B	-16	LEU	-	EXPRESSION TAG	UNP E0RVY7
B	-15	TYR	-	EXPRESSION TAG	UNP E0RVY7
B	-14	LYS	-	EXPRESSION TAG	UNP E0RVY7
B	-13	LYS	-	EXPRESSION TAG	UNP E0RVY7
B	-12	ALA	-	EXPRESSION TAG	UNP E0RVY7
B	-11	GLY	-	EXPRESSION TAG	UNP E0RVY7
B	-10	PHE	-	EXPRESSION TAG	UNP E0RVY7

Continued on next page...

Continued from previous page...

Chain	Residue	Modelled	Actual	Comment	Reference
B	-9	GLU	-	EXPRESSION TAG	UNP E0RVY7
B	-8	ASN	-	EXPRESSION TAG	UNP E0RVY7
B	-7	LEU	-	EXPRESSION TAG	UNP E0RVY7
B	-6	TYR	-	EXPRESSION TAG	UNP E0RVY7
B	-5	PHE	-	EXPRESSION TAG	UNP E0RVY7
B	-4	GLN	-	EXPRESSION TAG	UNP E0RVY7
B	-3	GLY	-	EXPRESSION TAG	UNP E0RVY7
B	-2	SER	-	EXPRESSION TAG	UNP E0RVY7
B	-1	GLY	-	EXPRESSION TAG	UNP E0RVY7
B	0	ALA	-	EXPRESSION TAG	UNP E0RVY7
B	351	ALA	HIS	engineered mutation	UNP E0RVY7
C	-31	MET	-	EXPRESSION TAG	UNP E0RVY7
C	-30	SER	-	EXPRESSION TAG	UNP E0RVY7
C	-29	TYR	-	EXPRESSION TAG	UNP E0RVY7
C	-28	TYR	-	EXPRESSION TAG	UNP E0RVY7
C	-27	HIS	-	EXPRESSION TAG	UNP E0RVY7
C	-26	HIS	-	EXPRESSION TAG	UNP E0RVY7
C	-25	HIS	-	EXPRESSION TAG	UNP E0RVY7
C	-24	HIS	-	EXPRESSION TAG	UNP E0RVY7
C	-23	HIS	-	EXPRESSION TAG	UNP E0RVY7
C	-22	HIS	-	EXPRESSION TAG	UNP E0RVY7
C	-21	LEU	-	EXPRESSION TAG	UNP E0RVY7
C	-20	GLU	-	EXPRESSION TAG	UNP E0RVY7
C	-19	SER	-	EXPRESSION TAG	UNP E0RVY7
C	-18	THR	-	EXPRESSION TAG	UNP E0RVY7
C	-17	SER	-	EXPRESSION TAG	UNP E0RVY7
C	-16	LEU	-	EXPRESSION TAG	UNP E0RVY7
C	-15	TYR	-	EXPRESSION TAG	UNP E0RVY7
C	-14	LYS	-	EXPRESSION TAG	UNP E0RVY7
C	-13	LYS	-	EXPRESSION TAG	UNP E0RVY7
C	-12	ALA	-	EXPRESSION TAG	UNP E0RVY7
C	-11	GLY	-	EXPRESSION TAG	UNP E0RVY7
C	-10	PHE	-	EXPRESSION TAG	UNP E0RVY7
C	-9	GLU	-	EXPRESSION TAG	UNP E0RVY7
C	-8	ASN	-	EXPRESSION TAG	UNP E0RVY7
C	-7	LEU	-	EXPRESSION TAG	UNP E0RVY7
C	-6	TYR	-	EXPRESSION TAG	UNP E0RVY7
C	-5	PHE	-	EXPRESSION TAG	UNP E0RVY7
C	-4	GLN	-	EXPRESSION TAG	UNP E0RVY7
C	-3	GLY	-	EXPRESSION TAG	UNP E0RVY7
C	-2	SER	-	EXPRESSION TAG	UNP E0RVY7
C	-1	GLY	-	EXPRESSION TAG	UNP E0RVY7

Continued on next page...

Continued from previous page...

Chain	Residue	Modelled	Actual	Comment	Reference
C	0	ALA	-	EXPRESSION TAG	UNP E0RVY7
C	351	ALA	HIS	engineered mutation	UNP E0RVY7
D	-31	MET	-	EXPRESSION TAG	UNP E0RVY7
D	-30	SER	-	EXPRESSION TAG	UNP E0RVY7
D	-29	TYR	-	EXPRESSION TAG	UNP E0RVY7
D	-28	TYR	-	EXPRESSION TAG	UNP E0RVY7
D	-27	HIS	-	EXPRESSION TAG	UNP E0RVY7
D	-26	HIS	-	EXPRESSION TAG	UNP E0RVY7
D	-25	HIS	-	EXPRESSION TAG	UNP E0RVY7
D	-24	HIS	-	EXPRESSION TAG	UNP E0RVY7
D	-23	HIS	-	EXPRESSION TAG	UNP E0RVY7
D	-22	HIS	-	EXPRESSION TAG	UNP E0RVY7
D	-21	LEU	-	EXPRESSION TAG	UNP E0RVY7
D	-20	GLU	-	EXPRESSION TAG	UNP E0RVY7
D	-19	SER	-	EXPRESSION TAG	UNP E0RVY7
D	-18	THR	-	EXPRESSION TAG	UNP E0RVY7
D	-17	SER	-	EXPRESSION TAG	UNP E0RVY7
D	-16	LEU	-	EXPRESSION TAG	UNP E0RVY7
D	-15	TYR	-	EXPRESSION TAG	UNP E0RVY7
D	-14	LYS	-	EXPRESSION TAG	UNP E0RVY7
D	-13	LYS	-	EXPRESSION TAG	UNP E0RVY7
D	-12	ALA	-	EXPRESSION TAG	UNP E0RVY7
D	-11	GLY	-	EXPRESSION TAG	UNP E0RVY7
D	-10	PHE	-	EXPRESSION TAG	UNP E0RVY7
D	-9	GLU	-	EXPRESSION TAG	UNP E0RVY7
D	-8	ASN	-	EXPRESSION TAG	UNP E0RVY7
D	-7	LEU	-	EXPRESSION TAG	UNP E0RVY7
D	-6	TYR	-	EXPRESSION TAG	UNP E0RVY7
D	-5	PHE	-	EXPRESSION TAG	UNP E0RVY7
D	-4	GLN	-	EXPRESSION TAG	UNP E0RVY7
D	-3	GLY	-	EXPRESSION TAG	UNP E0RVY7
D	-2	SER	-	EXPRESSION TAG	UNP E0RVY7
D	-1	GLY	-	EXPRESSION TAG	UNP E0RVY7
D	0	ALA	-	EXPRESSION TAG	UNP E0RVY7
D	351	ALA	HIS	engineered mutation	UNP E0RVY7
E	-31	MET	-	EXPRESSION TAG	UNP E0RVY7
E	-30	SER	-	EXPRESSION TAG	UNP E0RVY7
E	-29	TYR	-	EXPRESSION TAG	UNP E0RVY7
E	-28	TYR	-	EXPRESSION TAG	UNP E0RVY7
E	-27	HIS	-	EXPRESSION TAG	UNP E0RVY7
E	-26	HIS	-	EXPRESSION TAG	UNP E0RVY7
E	-25	HIS	-	EXPRESSION TAG	UNP E0RVY7

Continued on next page...

Continued from previous page...

Chain	Residue	Modelled	Actual	Comment	Reference
E	-24	HIS	-	EXPRESSION TAG	UNP E0RVY7
E	-23	HIS	-	EXPRESSION TAG	UNP E0RVY7
E	-22	HIS	-	EXPRESSION TAG	UNP E0RVY7
E	-21	LEU	-	EXPRESSION TAG	UNP E0RVY7
E	-20	GLU	-	EXPRESSION TAG	UNP E0RVY7
E	-19	SER	-	EXPRESSION TAG	UNP E0RVY7
E	-18	THR	-	EXPRESSION TAG	UNP E0RVY7
E	-17	SER	-	EXPRESSION TAG	UNP E0RVY7
E	-16	LEU	-	EXPRESSION TAG	UNP E0RVY7
E	-15	TYR	-	EXPRESSION TAG	UNP E0RVY7
E	-14	LYS	-	EXPRESSION TAG	UNP E0RVY7
E	-13	LYS	-	EXPRESSION TAG	UNP E0RVY7
E	-12	ALA	-	EXPRESSION TAG	UNP E0RVY7
E	-11	GLY	-	EXPRESSION TAG	UNP E0RVY7
E	-10	PHE	-	EXPRESSION TAG	UNP E0RVY7
E	-9	GLU	-	EXPRESSION TAG	UNP E0RVY7
E	-8	ASN	-	EXPRESSION TAG	UNP E0RVY7
E	-7	LEU	-	EXPRESSION TAG	UNP E0RVY7
E	-6	TYR	-	EXPRESSION TAG	UNP E0RVY7
E	-5	PHE	-	EXPRESSION TAG	UNP E0RVY7
E	-4	GLN	-	EXPRESSION TAG	UNP E0RVY7
E	-3	GLY	-	EXPRESSION TAG	UNP E0RVY7
E	-2	SER	-	EXPRESSION TAG	UNP E0RVY7
E	-1	GLY	-	EXPRESSION TAG	UNP E0RVY7
E	0	ALA	-	EXPRESSION TAG	UNP E0RVY7
E	351	ALA	HIS	engineered mutation	UNP E0RVY7
F	-31	MET	-	EXPRESSION TAG	UNP E0RVY7
F	-30	SER	-	EXPRESSION TAG	UNP E0RVY7
F	-29	TYR	-	EXPRESSION TAG	UNP E0RVY7
F	-28	TYR	-	EXPRESSION TAG	UNP E0RVY7
F	-27	HIS	-	EXPRESSION TAG	UNP E0RVY7
F	-26	HIS	-	EXPRESSION TAG	UNP E0RVY7
F	-25	HIS	-	EXPRESSION TAG	UNP E0RVY7
F	-24	HIS	-	EXPRESSION TAG	UNP E0RVY7
F	-23	HIS	-	EXPRESSION TAG	UNP E0RVY7
F	-22	HIS	-	EXPRESSION TAG	UNP E0RVY7
F	-21	LEU	-	EXPRESSION TAG	UNP E0RVY7
F	-20	GLU	-	EXPRESSION TAG	UNP E0RVY7
F	-19	SER	-	EXPRESSION TAG	UNP E0RVY7
F	-18	THR	-	EXPRESSION TAG	UNP E0RVY7
F	-17	SER	-	EXPRESSION TAG	UNP E0RVY7
F	-16	LEU	-	EXPRESSION TAG	UNP E0RVY7

Continued on next page...

Continued from previous page...

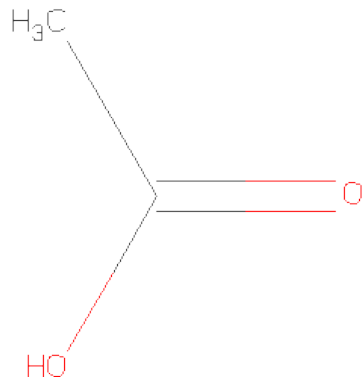
Chain	Residue	Modelled	Actual	Comment	Reference
F	-15	TYR	-	EXPRESSION TAG	UNP E0RVY7
F	-14	LYS	-	EXPRESSION TAG	UNP E0RVY7
F	-13	LYS	-	EXPRESSION TAG	UNP E0RVY7
F	-12	ALA	-	EXPRESSION TAG	UNP E0RVY7
F	-11	GLY	-	EXPRESSION TAG	UNP E0RVY7
F	-10	PHE	-	EXPRESSION TAG	UNP E0RVY7
F	-9	GLU	-	EXPRESSION TAG	UNP E0RVY7
F	-8	ASN	-	EXPRESSION TAG	UNP E0RVY7
F	-7	LEU	-	EXPRESSION TAG	UNP E0RVY7
F	-6	TYR	-	EXPRESSION TAG	UNP E0RVY7
F	-5	PHE	-	EXPRESSION TAG	UNP E0RVY7
F	-4	GLN	-	EXPRESSION TAG	UNP E0RVY7
F	-3	GLY	-	EXPRESSION TAG	UNP E0RVY7
F	-2	SER	-	EXPRESSION TAG	UNP E0RVY7
F	-1	GLY	-	EXPRESSION TAG	UNP E0RVY7
F	0	ALA	-	EXPRESSION TAG	UNP E0RVY7
F	351	ALA	HIS	engineered mutation	UNP E0RVY7
G	-31	MET	-	EXPRESSION TAG	UNP E0RVY7
G	-30	SER	-	EXPRESSION TAG	UNP E0RVY7
G	-29	TYR	-	EXPRESSION TAG	UNP E0RVY7
G	-28	TYR	-	EXPRESSION TAG	UNP E0RVY7
G	-27	HIS	-	EXPRESSION TAG	UNP E0RVY7
G	-26	HIS	-	EXPRESSION TAG	UNP E0RVY7
G	-25	HIS	-	EXPRESSION TAG	UNP E0RVY7
G	-24	HIS	-	EXPRESSION TAG	UNP E0RVY7
G	-23	HIS	-	EXPRESSION TAG	UNP E0RVY7
G	-22	HIS	-	EXPRESSION TAG	UNP E0RVY7
G	-21	LEU	-	EXPRESSION TAG	UNP E0RVY7
G	-20	GLU	-	EXPRESSION TAG	UNP E0RVY7
G	-19	SER	-	EXPRESSION TAG	UNP E0RVY7
G	-18	THR	-	EXPRESSION TAG	UNP E0RVY7
G	-17	SER	-	EXPRESSION TAG	UNP E0RVY7
G	-16	LEU	-	EXPRESSION TAG	UNP E0RVY7
G	-15	TYR	-	EXPRESSION TAG	UNP E0RVY7
G	-14	LYS	-	EXPRESSION TAG	UNP E0RVY7
G	-13	LYS	-	EXPRESSION TAG	UNP E0RVY7
G	-12	ALA	-	EXPRESSION TAG	UNP E0RVY7
G	-11	GLY	-	EXPRESSION TAG	UNP E0RVY7
G	-10	PHE	-	EXPRESSION TAG	UNP E0RVY7
G	-9	GLU	-	EXPRESSION TAG	UNP E0RVY7
G	-8	ASN	-	EXPRESSION TAG	UNP E0RVY7
G	-7	LEU	-	EXPRESSION TAG	UNP E0RVY7

Continued on next page...

Continued from previous page...

Chain	Residue	Modelled	Actual	Comment	Reference
G	-6	TYR	-	EXPRESSION TAG	UNP E0RVY7
G	-5	PHE	-	EXPRESSION TAG	UNP E0RVY7
G	-4	GLN	-	EXPRESSION TAG	UNP E0RVY7
G	-3	GLY	-	EXPRESSION TAG	UNP E0RVY7
G	-2	SER	-	EXPRESSION TAG	UNP E0RVY7
G	-1	GLY	-	EXPRESSION TAG	UNP E0RVY7
G	0	ALA	-	EXPRESSION TAG	UNP E0RVY7
G	351	ALA	HIS	engineered mutation	UNP E0RVY7
H	-31	MET	-	EXPRESSION TAG	UNP E0RVY7
H	-30	SER	-	EXPRESSION TAG	UNP E0RVY7
H	-29	TYR	-	EXPRESSION TAG	UNP E0RVY7
H	-28	TYR	-	EXPRESSION TAG	UNP E0RVY7
H	-27	HIS	-	EXPRESSION TAG	UNP E0RVY7
H	-26	HIS	-	EXPRESSION TAG	UNP E0RVY7
H	-25	HIS	-	EXPRESSION TAG	UNP E0RVY7
H	-24	HIS	-	EXPRESSION TAG	UNP E0RVY7
H	-23	HIS	-	EXPRESSION TAG	UNP E0RVY7
H	-22	HIS	-	EXPRESSION TAG	UNP E0RVY7
H	-21	LEU	-	EXPRESSION TAG	UNP E0RVY7
H	-20	GLU	-	EXPRESSION TAG	UNP E0RVY7
H	-19	SER	-	EXPRESSION TAG	UNP E0RVY7
H	-18	THR	-	EXPRESSION TAG	UNP E0RVY7
H	-17	SER	-	EXPRESSION TAG	UNP E0RVY7
H	-16	LEU	-	EXPRESSION TAG	UNP E0RVY7
H	-15	TYR	-	EXPRESSION TAG	UNP E0RVY7
H	-14	LYS	-	EXPRESSION TAG	UNP E0RVY7
H	-13	LYS	-	EXPRESSION TAG	UNP E0RVY7
H	-12	ALA	-	EXPRESSION TAG	UNP E0RVY7
H	-11	GLY	-	EXPRESSION TAG	UNP E0RVY7
H	-10	PHE	-	EXPRESSION TAG	UNP E0RVY7
H	-9	GLU	-	EXPRESSION TAG	UNP E0RVY7
H	-8	ASN	-	EXPRESSION TAG	UNP E0RVY7
H	-7	LEU	-	EXPRESSION TAG	UNP E0RVY7
H	-6	TYR	-	EXPRESSION TAG	UNP E0RVY7
H	-5	PHE	-	EXPRESSION TAG	UNP E0RVY7
H	-4	GLN	-	EXPRESSION TAG	UNP E0RVY7
H	-3	GLY	-	EXPRESSION TAG	UNP E0RVY7
H	-2	SER	-	EXPRESSION TAG	UNP E0RVY7
H	-1	GLY	-	EXPRESSION TAG	UNP E0RVY7
H	0	ALA	-	EXPRESSION TAG	UNP E0RVY7
H	351	ALA	HIS	engineered mutation	UNP E0RVY7

- Molecule 2 is ACETIC ACID (three-letter code: ACY) (formula: C₂H₄O₂).



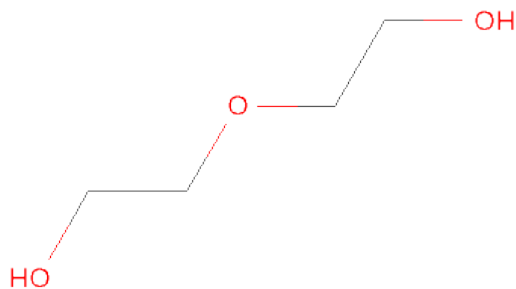
Mol	Chain	Residues	Atoms			ZeroOcc	AltConf
2	A	1	Total	C	O	0	0
			4	2	2		
2	A	1	Total	C	O	0	0
			4	2	2		
2	B	1	Total	C	O	0	0
			4	2	2		
2	B	1	Total	C	O	0	0
			4	2	2		
2	C	1	Total	C	O	0	0
			4	2	2		
2	C	1	Total	C	O	0	0
			4	2	2		
2	D	1	Total	C	O	0	0
			4	2	2		
2	D	1	Total	C	O	0	0
			4	2	2		
2	D	1	Total	C	O	0	0
			4	2	2		
2	D	1	Total	C	O	0	0
			4	2	2		
2	E	1	Total	C	O	0	0
			4	2	2		
2	E	1	Total	C	O	0	0
			4	2	2		
2	E	1	Total	C	O	0	0
			4	2	2		
2	F	1	Total	C	O	0	0
			4	2	2		

Continued on next page...

Continued from previous page...

Mol	Chain	Residues	Atoms			ZeroOcc	AltConf
2	F	1	Total	C	O	0	0
			4	2	2		
2	F	1	Total	C	O	0	0
			4	2	2		
2	G	1	Total	C	O	0	0
			4	2	2		
2	G	1	Total	C	O	0	0
			4	2	2		
2	H	1	Total	C	O	0	0
			4	2	2		
2	H	1	Total	C	O	0	0
			4	2	2		

- Molecule 3 is DI(HYDROXYETHYL)ETHER (three-letter code: PEG) (formula: C₄H₁₀O₃).



Mol	Chain	Residues	Atoms			ZeroOcc	AltConf
3	A	1	Total	C	O	0	0
			7	4	3		
3	D	1	Total	C	O	0	0
			7	4	3		
3	E	1	Total	C	O	0	0
			7	4	3		
3	E	1	Total	C	O	0	0
			7	4	3		
3	G	1	Total	C	O	0	0
			7	4	3		

Continued on next page...

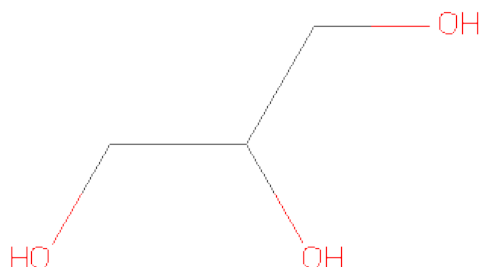
Continued from previous page...

Mol	Chain	Residues	Atoms			ZeroOcc	AltConf
3	G	1	Total	C	O	0	0
			7	4	3		
3	H	1	Total	C	O	0	0
			7	4	3		

- Molecule 4 is CHLORIDE ION (three-letter code: CL) (formula: Cl).

Mol	Chain	Residues	Atoms		ZeroOcc	AltConf
4	A	1	Total	Cl	0	0
			1	1		

- Molecule 5 is GLYCEROL (three-letter code: GOL) (formula: C₃H₈O₃).



Mol	Chain	Residues	Atoms			ZeroOcc	AltConf
5	C	1	Total	C	O	0	0
			6	3	3		
5	G	1	Total	C	O	0	0
			6	3	3		

- Molecule 6 is water.

Mol	Chain	Residues	Atoms		ZeroOcc	AltConf
6	A	231	Total	O	0	0
			231	231		
6	B	233	Total	O	0	0
			233	233		

Continued on next page...

Continued from previous page...

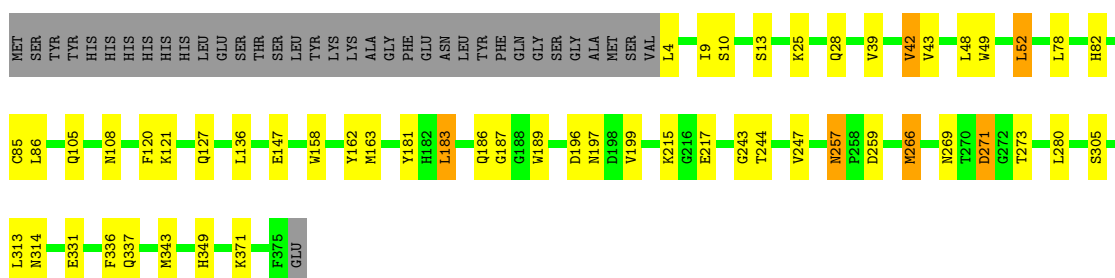
Mol	Chain	Residues	Atoms		ZeroOcc	AltConf
6	C	240	Total 240	O 240	0	0
6	D	200	Total 200	O 200	0	0
6	E	228	Total 228	O 228	0	0
6	F	210	Total 210	O 210	0	0
6	G	197	Total 197	O 197	0	0
6	H	168	Total 168	O 168	0	0

3 Residue-property plots

These plots are drawn for all protein, RNA and DNA chains in the entry. The first graphic for a chain summarises the proportions of errors displayed in the second graphic. The second graphic shows the sequence view annotated by issues in geometry and electron density. Residues are color-coded according to the number of geometric quality criteria for which they contain at least one outlier: green = 0, yellow = 1, orange = 2 and red = 3 or more. A red dot above a residue indicates a poor fit to the electron density ($RSRZ > 2$). Stretches of 2 or more consecutive residues without any outlier are shown as a green connector. Residues present in the sample, but not in the model, are shown in grey.

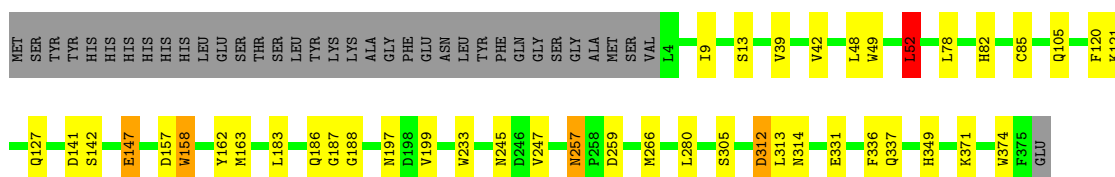
- Molecule 1: Acetyl-xylan esterase Est2A

Chain A:



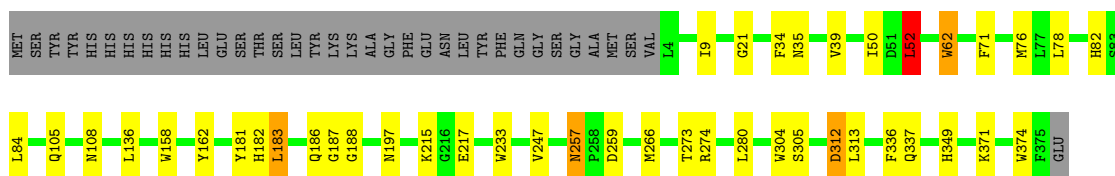
- Molecule 1: Acetyl-xylan esterase Est2A

Chain B:



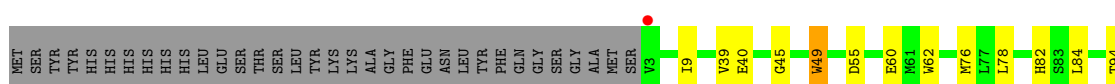
- Molecule 1: Acetyl-xylan esterase Est2A

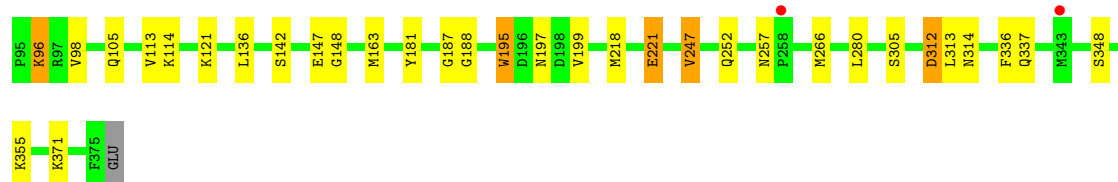
Chain C:



- Molecule 1: Acetyl-xylan esterase Est2A

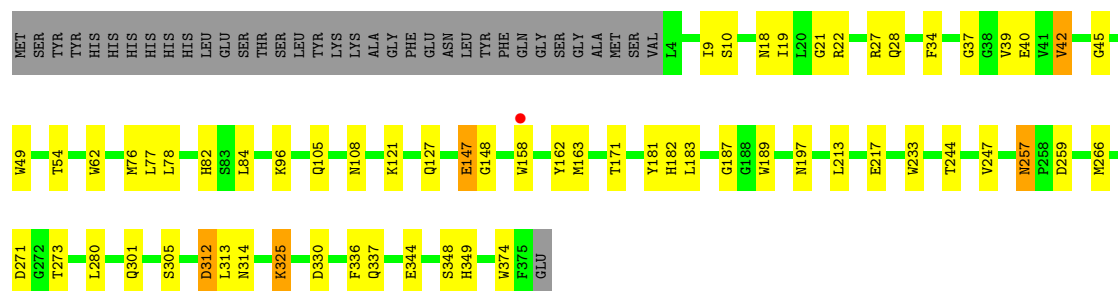
Chain D:






- Molecule 1: Acetyl-xylan esterase Est2A

Chain E:



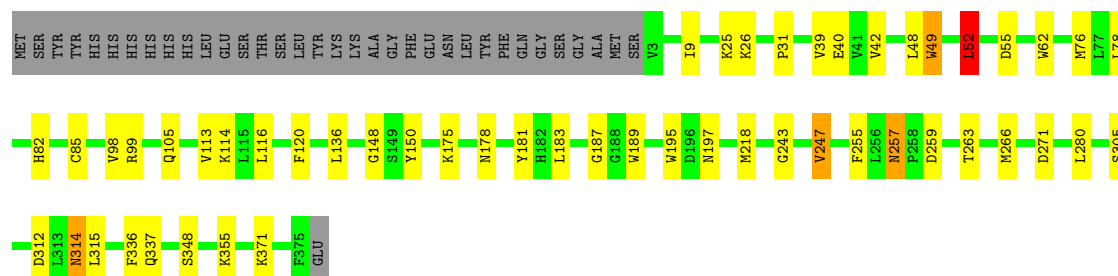
- Molecule 1: Acetyl-xylan esterase Est2A

Chain F:



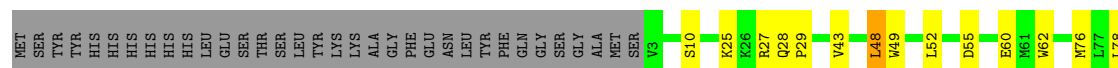
- Molecule 1: Acetyl-xylan esterase Est2A

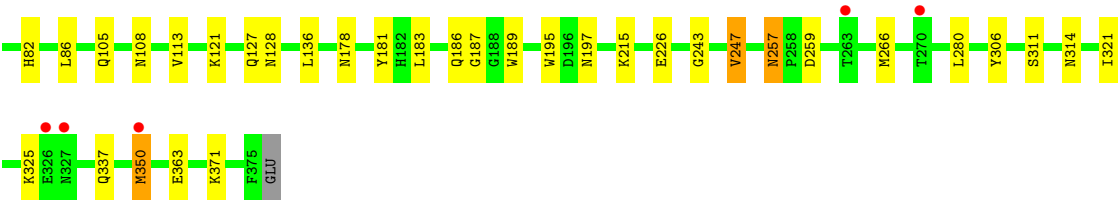
Chain G:



- Molecule 1: Acetyl-xylan esterase Est2A

Chain H:





4 Data and refinement statistics

Property	Value	Source
Space group	P 1	Depositor
Cell constants a, b, c, α , β , γ	90.11Å 95.79Å 98.79Å 89.96° 99.74° 92.50°	Depositor
Resolution (Å)	97.36 – 2.00 71.92 – 2.00	Depositor EDS
% Data completeness (in resolution range)	98.2 (97.36-2.00) 98.2 (71.92-2.00)	Depositor EDS
R_{merge}	0.16	Depositor
R_{sym}	0.19	Depositor
$\langle I/\sigma(I) \rangle$ ¹	2.74 (at 2.00Å)	Xtriage
Refinement program	REFMAC 5.6.0117	Depositor
R, R_{free}	0.190 , 0.224 0.190 , 0.224	Depositor DCC
R_{free} test set	10845 reflections (5.29%)	DCC
Wilson B-factor (Å ²)	23.6	Xtriage
Anisotropy	0.084	Xtriage
Bulk solvent k_{sol} (e/Å ³), B_{sol} (Å ²)	0.37 , 28.6	EDS
Estimated twinning fraction	0.067 for -h,k,-l	Xtriage
L-test for twinning	$\langle L \rangle = 0.50$, $\langle L^2 \rangle = 0.33$	Xtriage
Outliers	0 of 215870 reflections	Xtriage
F_o, F_c correlation	0.95	EDS
Total number of atoms	25485	wwPDB-VP
Average B, all atoms (Å ²)	24.0	wwPDB-VP

Xtriage's analysis on translational NCS is as follows: *The largest off-origin peak in the Patterson function is 4.00% of the height of the origin peak. No significant pseudotranslation is detected.*

¹Intensities estimated from amplitudes.

5 Model quality ⓘ

5.1 Standard geometry ⓘ

Bond lengths and bond angles in the following residue types are not validated in this section: GOL, ACY, PEG, CL

The Z score for a bond length (or angle) is the number of standard deviations the observed value is removed from the expected value. A bond length (or angle) with $|Z| > 5$ is considered an outlier worth inspection. RMSZ is the root-mean-square of all Z scores of the bond lengths (or angles).

Mol	Chain	Bond lengths		Bond angles	
		RMSZ	$\# Z > 5$	RMSZ	$\# Z > 5$
1	A	0.50	2/3019 (0.1%)	0.55	0/4086
1	B	0.50	3/3019 (0.1%)	0.55	1/4086 (0.0%)
1	C	0.51	5/3019 (0.2%)	0.56	1/4086 (0.0%)
1	D	0.49	3/3026 (0.1%)	0.55	0/4096
1	E	0.50	4/3019 (0.1%)	0.55	0/4086
1	F	0.50	3/3026 (0.1%)	0.55	1/4096 (0.0%)
1	G	0.50	3/3026 (0.1%)	0.56	1/4096 (0.0%)
1	H	0.49	3/3026 (0.1%)	0.55	0/4096
All	All	0.50	26/24180 (0.1%)	0.55	4/32728 (0.0%)

The worst 5 of 26 bond length outliers are listed below:

Mol	Chain	Res	Type	Atoms	Z	Observed(Å)	Ideal(Å)
1	G	195	TRP	CD2-CE2	5.27	1.47	1.41
1	D	49	TRP	CD2-CE2	5.23	1.47	1.41
1	E	158	TRP	CD2-CE2	5.22	1.47	1.41
1	G	189	TRP	CD2-CE2	5.20	1.47	1.41
1	C	158	TRP	CD2-CE2	5.18	1.47	1.41

All (4) bond angle outliers are listed below:

Mol	Chain	Res	Type	Atoms	Z	Observed(°)	Ideal(°)
1	G	52	LEU	CA-CB-CG	5.76	128.55	115.30
1	F	52	LEU	CA-CB-CG	5.70	128.41	115.30
1	C	52	LEU	CA-CB-CG	5.62	128.23	115.30
1	B	52	LEU	CA-CB-CG	5.23	127.33	115.30

There are no chirality outliers.

There are no planarity outliers.

5.2 Close contacts ⓘ

In the following table, the Non-H and H(model) columns list the number of non-hydrogen atoms and hydrogen atoms in the chain respectively. The H(added) column lists the number of hydrogens added by MolProbity. The Clashes column lists the number of clashes within the asymmetric unit, and the number in parentheses is this value normalized per 1000 atoms of the molecule in the chain. The Symm-Clashes column gives symmetry related clashes, in the same way as for the Clashes column.

Mol	Chain	Non-H	H(model)	H(added)	Clashes	Symm-Clashes
1	A	2951	0	2853	51	0
1	B	2951	0	2853	42	0
1	C	2951	0	2853	44	0
1	D	2958	0	2862	31	0
1	E	2951	0	2853	49	0
1	F	2958	0	2862	31	0
1	G	2958	0	2862	37	0
1	H	2958	0	2862	28	0
2	A	8	0	6	3	0
2	B	8	0	6	16	0
2	C	8	0	6	1	0
2	D	16	0	12	1	0
2	E	12	0	9	1	0
2	F	12	0	9	0	0
2	G	8	0	6	0	0
2	H	8	0	6	0	0
3	A	7	0	10	1	0
3	D	7	0	10	4	0
3	E	14	0	20	14	0
3	G	14	0	20	8	0
3	H	7	0	10	0	0
4	A	1	0	0	0	0
5	C	6	0	8	12	0
5	G	6	0	8	3	0
6	A	231	0	0	4	0
6	B	233	0	0	1	0
6	C	240	0	0	1	0
6	D	200	0	0	2	0
6	E	228	0	0	3	0
6	F	210	0	0	2	0
6	G	197	0	0	2	0
6	H	168	0	0	0	0
All	All	25485	0	23006	301	0

Clashscore is defined as the number of clashes calculated for the entry per 1000 atoms (including

hydrogens) of the entry. The overall clashscore for this entry is 6.

The worst 5 of 301 close contacts within the same asymmetric unit are listed below.

Atom-1	Atom-2	Distance(Å)	Clash(Å)
1:C:76:MET:CE	1:G:85:CYS:HB3	1.65	1.27
1:C:21:GLY:HA2	5:C:403:GOL:H31	1.20	1.16
1:B:85:CYS:HB3	1:D:76:MET:HE1	1.28	1.11
1:C:76:MET:HE1	1:G:85:CYS:HB3	1.34	1.10
1:C:182:HIS:HA	5:C:403:GOL:H32	1.26	1.10

There are no symmetry-related clashes.

5.3 Torsion angles

5.3.1 Protein backbone ⓘ

In the following table, the Percentiles column shows the percent Ramachandran outliers of the chain as a percentile score with respect to all X-ray entries followed by that with respect to entries of similar resolution. The Analysed column shows the number of residues for which the backbone conformation was analysed, and the total number of residues.

Mol	Chain	Analysed	Favoured	Allowed	Outliers	Percentiles	
1	A	370/408 (91%)	360 (97%)	10 (3%)	0	100	100
1	B	370/408 (91%)	360 (97%)	10 (3%)	0	100	100
1	C	370/408 (91%)	362 (98%)	8 (2%)	0	100	100
1	D	371/408 (91%)	362 (98%)	9 (2%)	0	100	100
1	E	370/408 (91%)	359 (97%)	11 (3%)	0	100	100
1	F	371/408 (91%)	362 (98%)	9 (2%)	0	100	100
1	G	371/408 (91%)	364 (98%)	7 (2%)	0	100	100
1	H	371/408 (91%)	363 (98%)	8 (2%)	0	100	100
All	All	2964/3264 (91%)	2892 (98%)	72 (2%)	0	100	100

There are no Ramachandran outliers to report.

5.3.2 Protein sidechains ⓘ

In the following table, the Percentiles column shows the percent sidechain outliers of the chain as a percentile score with respect to all X-ray entries followed by that with respect to entries of similar resolution. The Analysed column shows the number of residues for which the sidechain conformation was analysed, and the total number of residues.

Mol	Chain	Analysed	Rotameric	Outliers	Percentiles	
1	A	320/351 (91%)	308 (96%)	12 (4%)	44	39
1	B	320/351 (91%)	311 (97%)	9 (3%)	56	54
1	C	320/351 (91%)	312 (98%)	8 (2%)	60	59
1	D	321/351 (92%)	311 (97%)	10 (3%)	52	49
1	E	320/351 (91%)	310 (97%)	10 (3%)	52	49
1	F	321/351 (92%)	311 (97%)	10 (3%)	52	49
1	G	321/351 (92%)	307 (96%)	14 (4%)	39	32
1	H	321/351 (92%)	308 (96%)	13 (4%)	42	36
All	All	2564/2808 (91%)	2478 (97%)	86 (3%)	49	45

5 of 86 residues with a non-rotameric sidechain are listed below:

Mol	Chain	Res	Type
1	D	371	LYS
1	E	344	GLU
1	H	186	GLN
1	E	147	GLU
1	E	257	ASN

Some sidechains can be flipped to improve hydrogen bonding and reduce clashes. 5 of 120 such sidechains are listed below:

Mol	Chain	Res	Type
1	D	257	ASN
1	E	252	GLN
1	H	127	GLN
1	D	297	ASN
1	E	18	ASN

5.3.3 RNA ⓘ

There are no RNA chains in this entry.

5.4 Non-standard residues in protein, DNA, RNA chains ⓘ

There are no non-standard protein/DNA/RNA residues in this entry.

5.5 Carbohydrates

There are no carbohydrates in this entry.

5.6 Ligand geometry

Of 30 ligands modelled in this entry, 1 is monoatomic - leaving 29 for Mogul analysis.

In the following table, the Counts columns list the number of bonds (or angles) for which Mogul statistics could be retrieved, the number of bonds (or angles) that are observed in the model and the number of bonds (or angles) that are defined in the chemical component dictionary. The Link column lists molecule types, if any, to which the group is linked. The Z score for a bond length (or angle) is the number of standard deviations the observed value is removed from the expected value. A bond length (or angle) with $|Z| > 2$ is considered an outlier worth inspection. RMSZ is the root-mean-square of all Z scores of the bond lengths (or angles).

Mol	Type	Chain	Res	Link	Bond lengths			Bond angles		
					Counts	RMSZ	$\# Z > 2$	Counts	RMSZ	$\# Z > 2$
2	ACY	A	401	-	3,3,3	0.55	0	3,3,3	0.67	0
2	ACY	A	402	-	3,3,3	0.65	0	3,3,3	0.65	0
3	PEG	A	403	-	6,6,6	0.41	0	5,5,5	0.39	0
2	ACY	B	401	-	3,3,3	0.45	0	3,3,3	0.91	0
2	ACY	B	402	-	3,3,3	0.62	0	3,3,3	0.62	0
2	ACY	C	401	-	3,3,3	0.68	0	3,3,3	0.57	0
2	ACY	C	402	-	3,3,3	0.55	0	3,3,3	0.92	0
5	GOL	C	403	-	5,5,5	0.52	0	5,5,5	1.02	0
2	ACY	D	401	-	3,3,3	0.55	0	3,3,3	0.71	0
2	ACY	D	402	-	3,3,3	0.65	0	3,3,3	0.57	0
3	PEG	D	403	-	6,6,6	0.44	0	5,5,5	0.26	0
2	ACY	D	404	-	3,3,3	0.66	0	3,3,3	0.47	0
2	ACY	D	405	-	3,3,3	0.61	0	3,3,3	0.66	0
2	ACY	E	401	-	3,3,3	0.53	0	3,3,3	0.73	0
2	ACY	E	402	-	3,3,3	0.68	0	3,3,3	0.47	0
2	ACY	E	403	-	3,3,3	0.65	0	3,3,3	0.60	0
3	PEG	E	404	-	6,6,6	0.43	0	5,5,5	0.35	0
3	PEG	E	405	-	6,6,6	0.34	0	5,5,5	0.28	0
2	ACY	F	401	-	3,3,3	0.67	0	3,3,3	0.53	0
2	ACY	F	402	-	3,3,3	0.68	0	3,3,3	0.51	0
2	ACY	F	403	-	3,3,3	0.66	0	3,3,3	0.57	0
2	ACY	G	401	-	3,3,3	0.66	0	3,3,3	0.55	0
2	ACY	G	402	-	3,3,3	0.70	0	3,3,3	0.56	0
3	PEG	G	403	-	6,6,6	0.51	0	5,5,5	0.30	0
3	PEG	G	404	-	6,6,6	0.42	0	5,5,5	0.28	0
5	GOL	G	405	-	5,5,5	0.22	0	5,5,5	0.64	0
2	ACY	H	401	-	3,3,3	0.58	0	3,3,3	0.61	0

Mol	Type	Chain	Res	Link	Bond lengths			Bond angles		
					Counts	RMSZ	# Z > 2	Counts	RMSZ	# Z > 2
2	ACY	H	402	-	3,3,3	0.70	0	3,3,3	0.48	0
3	PEG	H	403	-	6,6,6	0.43	0	5,5,5	0.33	0

In the following table, the Chirals column lists the number of chiral outliers, the number of chiral centers analysed, the number of these observed in the model and the number defined in the chemical component dictionary. Similar counts are reported in the Torsion and Rings columns. '-' means no outliers of that kind were identified.

Mol	Type	Chain	Res	Link	Chirals	Torsions	Rings
2	ACY	A	401	-	-	0/0/0/0	0/0/0/0
2	ACY	A	402	-	-	0/0/0/0	0/0/0/0
3	PEG	A	403	-	-	0/4/4/4	0/0/0/0
2	ACY	B	401	-	-	0/0/0/0	0/0/0/0
2	ACY	B	402	-	-	0/0/0/0	0/0/0/0
2	ACY	C	401	-	-	0/0/0/0	0/0/0/0
2	ACY	C	402	-	-	0/0/0/0	0/0/0/0
5	GOL	C	403	-	-	0/4/4/4	0/0/0/0
2	ACY	D	401	-	-	0/0/0/0	0/0/0/0
2	ACY	D	402	-	-	0/0/0/0	0/0/0/0
3	PEG	D	403	-	-	0/4/4/4	0/0/0/0
2	ACY	D	404	-	-	0/0/0/0	0/0/0/0
2	ACY	D	405	-	-	0/0/0/0	0/0/0/0
2	ACY	E	401	-	-	0/0/0/0	0/0/0/0
2	ACY	E	402	-	-	0/0/0/0	0/0/0/0
2	ACY	E	403	-	-	0/0/0/0	0/0/0/0
3	PEG	E	404	-	-	0/4/4/4	0/0/0/0
3	PEG	E	405	-	-	0/4/4/4	0/0/0/0
2	ACY	F	401	-	-	0/0/0/0	0/0/0/0
2	ACY	F	402	-	-	0/0/0/0	0/0/0/0
2	ACY	F	403	-	-	0/0/0/0	0/0/0/0
2	ACY	G	401	-	-	0/0/0/0	0/0/0/0
2	ACY	G	402	-	-	0/0/0/0	0/0/0/0
3	PEG	G	403	-	-	0/4/4/4	0/0/0/0
3	PEG	G	404	-	-	0/4/4/4	0/0/0/0
5	GOL	G	405	-	-	0/4/4/4	0/0/0/0
2	ACY	H	401	-	-	0/0/0/0	0/0/0/0
2	ACY	H	402	-	-	0/0/0/0	0/0/0/0
3	PEG	H	403	-	-	0/4/4/4	0/0/0/0

There are no bond length outliers.

There are no bond angle outliers.

There are no chirality outliers.

There are no torsion outliers.

There are no ring outliers.

5.7 Other polymers ⓘ

There are no such residues in this entry.

5.8 Polymer linkage issues

There are no chain breaks in this entry.

6 Fit of model and data ⓘ

6.1 Protein, DNA and RNA chains ⓘ

In the following table, the column labelled ‘#RSRZ> 2’ contains the number (and percentage) of RSRZ outliers, followed by percent RSRZ outliers for the chain as percentile scores relative to all X-ray entries and entries of similar resolution. The OWAB column contains the minimum, median, 95th percentile and maximum values of the occupancy-weighted average B-factor per residue. The column labelled ‘Q< 0.9’ lists the number of (and percentage) of residues with an average occupancy less than 0.9.

Mol	Chain	Analysed	<RSRZ>	#RSRZ>2	OWAB(Å ²)	Q<0.9
1	A	372/408 (91%)	-0.33	0 100 100	14, 21, 33, 43	0
1	B	372/408 (91%)	-0.32	0 100 100	14, 20, 32, 46	2 (0%)
1	C	372/408 (91%)	-0.29	0 100 100	13, 19, 32, 41	0
1	D	373/408 (91%)	-0.19	3 (0%) 83 84	13, 24, 40, 52	1 (0%)
1	E	372/408 (91%)	-0.32	1 (0%) 91 93	15, 22, 34, 43	1 (0%)
1	F	373/408 (91%)	-0.25	0 100 100	14, 23, 38, 52	1 (0%)
1	G	373/408 (91%)	-0.17	0 100 100	13, 23, 42, 55	0
1	H	373/408 (91%)	-0.09	5 (1%) 74 74	16, 28, 46, 58	1 (0%)
All	All	2980/3264 (91%)	-0.24	9 (0%) 90 93	13, 22, 38, 58	6 (0%)

The worst 5 of 9 RSRZ outliers are listed below:

Mol	Chain	Res	Type	RSRZ
1	D	3	VAL	3.3
1	H	270	THR	3.1
1	D	343	MET	2.6
1	H	327	ASN	2.6
1	E	158	TRP	2.2

6.2 Non-standard residues in protein, DNA, RNA chains ⓘ

There are no non-standard protein/DNA/RNA residues in this entry.

6.3 Carbohydrates ⓘ

There are no carbohydrates in this entry.

6.4 Ligands ⓘ

In the following table, the Atoms column lists the number of modelled atoms in the group and the number defined in the chemical component dictionary. LLDF column lists the quality of electron density of the group with respect to its neighbouring residues in protein, DNA or RNA chains. The B-factors column lists the minimum, median, 95th percentile and maximum values of B factors of atoms in the group. The column labelled 'Q< 0.9' lists the number of atoms with occupancy less than 0.9.

Mol	Type	Chain	Res	Atoms	RSR	LLDF	B-factors(Å ²)	Q<0.9
3	PEG	E	404	7/7	0.47	20.17	45,48,49,49	0
3	PEG	E	405	7/7	0.28	17.34	19,20,22,22	0
3	PEG	A	403	7/7	0.33	15.96	38,40,42,42	0
2	ACY	H	402	4/4	0.19	14.28	42,43,43,44	0
3	PEG	G	403	7/7	0.41	14.16	37,42,43,43	0
5	GOL	C	403	6/6	0.26	13.28	18,18,19,19	0
2	ACY	F	403	4/4	0.20	12.24	36,36,37,37	0
2	ACY	F	401	4/4	0.18	11.52	26,27,27,29	0
2	ACY	E	402	4/4	0.18	10.58	36,38,38,38	0
2	ACY	B	401	4/4	0.18	8.78	17,19,19,20	0
5	GOL	G	405	6/6	0.20	8.37	21,25,26,28	0
3	PEG	G	404	7/7	0.25	8.35	26,29,36,36	0
2	ACY	H	401	4/4	0.17	7.89	29,30,31,31	0
2	ACY	C	402	4/4	0.23	7.59	32,33,35,36	0
2	ACY	A	402	4/4	0.18	6.42	36,39,39,41	0
2	ACY	D	404	4/4	0.17	6.10	41,41,43,45	0
2	ACY	E	403	4/4	0.27	5.69	46,49,50,50	0
2	ACY	G	402	4/4	0.14	5.50	37,37,39,40	0
2	ACY	E	401	4/4	0.14	5.34	23,24,24,26	0
2	ACY	A	401	4/4	0.14	3.98	22,22,23,26	0
2	ACY	D	405	4/4	0.15	3.34	29,30,31,33	0
3	PEG	D	403	7/7	0.21	3.23	25,26,28,29	0
2	ACY	D	402	4/4	0.13	3.21	37,37,38,40	0
3	PEG	H	403	7/7	0.22	2.87	50,50,52,52	0
2	ACY	B	402	4/4	0.14	1.21	32,35,36,37	0
2	ACY	G	401	4/4	0.10	0.98	23,23,23,24	0
2	ACY	F	402	4/4	0.12	0.65	36,38,39,39	0
2	ACY	D	401	4/4	0.09	0.60	24,25,25,27	0
2	ACY	C	401	4/4	0.09	-0.46	18,18,19,19	0
4	CL	A	404	1/1	0.10	-0.46	33,33,33,33	0

6.5 Other polymers ⓘ

There are no such residues in this entry.