



## wwPDB EM Map/Model Validation Report ⓘ

Apr 10, 2016 – 02:03 PM BST

PDB ID : 4A0V  
EMDB ID: : EMD-1961  
Title : model refined against the Symmetry-free cryo-EM map of TRiC-AMP-PNP  
Authors : Cong, Y.; Schroder, G.F.; Meyer, A.S.; Jakana, J.; Ma, B.; Dougherty, M.T.;  
Schmid, M.F.; Reissmann, S.; Levitt, M.; Ludtke, S.L.; Frydman, J.; Chiu, W.  
Deposited on : 2011-09-13  
Resolution : 10.70 Å(reported)

This is a wwPDB EM Map/Model Validation Report for a publicly released PDB/EMDB entry.  
For rigid body fitted models, validation errors reported here could  
stem from errors in the original structure(s) used in the fitting.  
We welcome your comments at [validation@mail.wwpdb.org](mailto:validation@mail.wwpdb.org)  
A user guide is available at  
<http://wwpdb.org/validation/2016/EMValidationReportHelp>

---

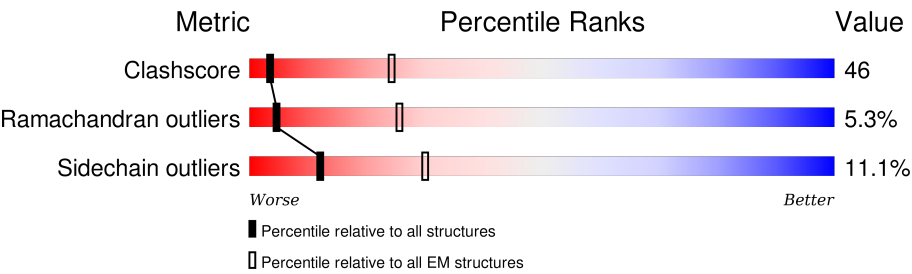
MolProbity : 4.02b-467  
Mogul : unknown  
Percentile statistics : 20151230.v01 (using entries in the PDB archive December 30th 2015)  
Ideal geometry (proteins) : Engh & Huber (2001)  
Ideal geometry (DNA, RNA) : Parkinson et. al. (1996)  
Validation Pipeline (wwPDB-VP) : trunk27241

# 1 Overall quality at a glance i

The following experimental techniques were used to determine the structure:  
*ELECTRON MICROSCOPY*

The reported resolution of this entry is 10.70 Å.

Percentile scores (ranging between 0-100) for global validation metrics of the entry are shown in the following graphic. The table shows the number of entries on which the scores are based.



Metric	Whole archive (#Entries)	EM structures (#Entries)
Clashscore	114402	924
Ramachandran outliers	111179	726
Sidechain outliers	111093	686

The table below summarises the geometric issues observed across the polymeric chains. The red, orange, yellow and green segments on the bar indicate the fraction of residues that contain outliers for  $\geq 3$ , 2, 1 and 0 types of geometric quality criteria. A grey segment represents the fraction of residues that are not modelled. The numeric value for each fraction is indicated below the corresponding segment, with a dot representing fractions  $\leq 5\%$

Mol	Chain	Length	Quality of chain
1	A	513	<div><div>37%</div><div>47%</div><div>10%</div><div>• •</div></div>
1	B	513	<div><div>37%</div><div>47%</div><div>8%</div><div>• 6%</div></div>
1	C	513	<div><div>39%</div><div>51%</div><div>9%</div><div>•</div></div>
1	D	513	<div><div>38%</div><div>51%</div><div>9%</div><div>•</div></div>
1	E	513	<div><div>38%</div><div>52%</div><div>9%</div><div>•</div></div>
1	F	513	<div><div>36%</div><div>49%</div><div>9%</div><div>• 5%</div></div>
1	G	513	<div><div>38%</div><div>52%</div><div>9%</div><div>•</div></div>
1	H	513	<div><div>34%</div><div>51%</div><div>9%</div><div>• 5%</div></div>
1	I	513	<div><div>39%</div><div>44%</div><div>10%</div><div>7%</div></div>

Continued on next page...

Continued from previous page...

Mol	Chain	Length	Quality of chain
1	J	513	<div><div></div><div>44%45%10%•</div></div>
1	K	513	<div><div></div><div>41%49%10%•</div></div>
1	L	513	<div><div></div><div>40%47%8%6%</div></div>
1	M	513	<div><div></div><div>38%48%8%• 5%</div></div>
1	N	513	<div><div></div><div>43%44%7%• •</div></div>
1	O	513	<div><div></div><div>36%48%9%• 6%</div></div>
1	P	513	<div><div></div><div>41%49%8%•</div></div>

## 2 Entry composition

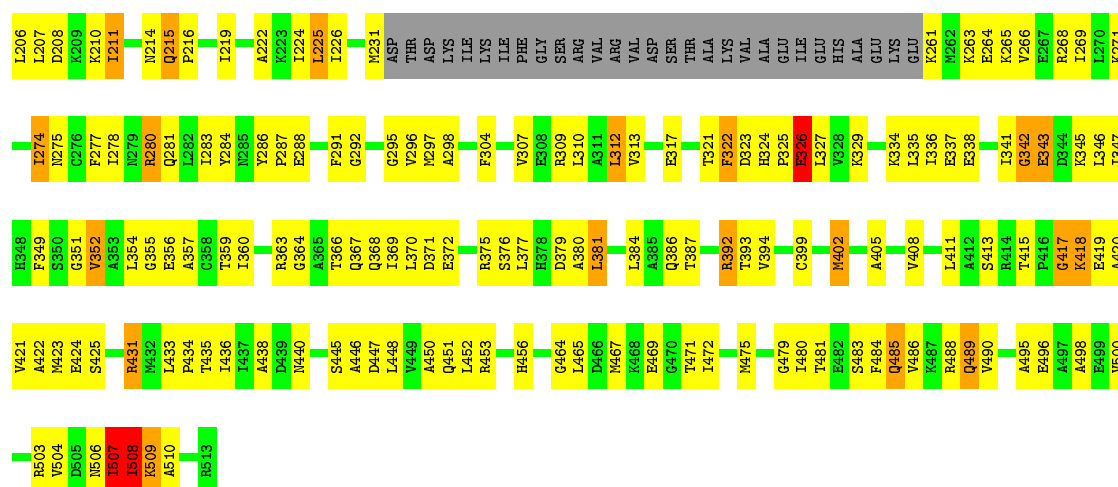
There is only 1 type of molecule in this entry. The entry contains 59707 atoms, of which 0 are hydrogens and 0 are deuteriums.

In the tables below, the AltConf column contains the number of residues with at least one atom in alternate conformation and the Trace column contains the number of residues modelled with at most 2 atoms.

- Molecule 1 is a protein called T-COMPLEX PROTEIN 1 SUBUNIT BETA.

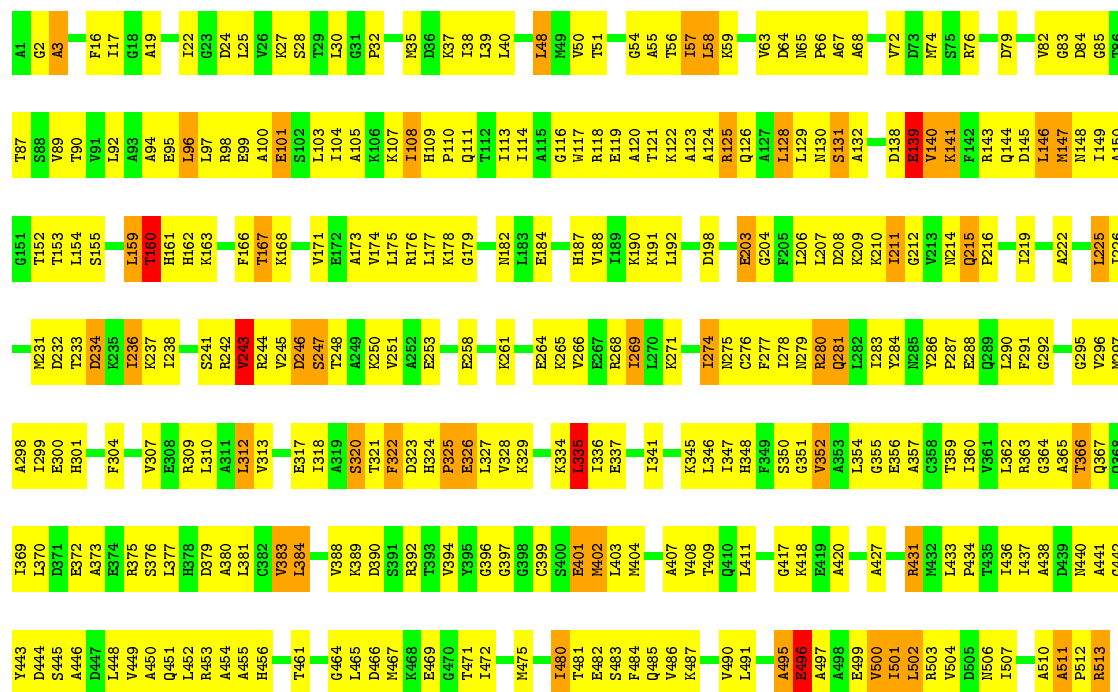
Mol	Chain	Residues	Atoms					AltConf	Trace
1	A	492	Total	C	N	O	S	0	0
			3693	2308	649	717	19		
1	B	484	Total	C	N	O	S	0	0
			3626	2268	638	701	19		
1	C	513	Total	C	N	O	S	0	0
			3855	2409	679	748	19		
1	D	513	Total	C	N	O	S	0	0
			3855	2409	679	748	19		
1	E	513	Total	C	N	O	S	0	0
			3855	2409	679	748	19		
1	F	489	Total	C	N	O	S	0	0
			3666	2291	644	712	19		
1	G	513	Total	C	N	O	S	0	0
			3855	2409	679	748	19		
1	H	485	Total	C	N	O	S	0	0
			3634	2272	639	704	19		
1	I	476	Total	C	N	O	S	0	0
			3555	2224	624	689	18		
1	J	513	Total	C	N	O	S	0	0
			3855	2409	679	748	19		
1	K	513	Total	C	N	O	S	0	0
			3855	2409	679	748	19		
1	L	484	Total	C	N	O	S	0	0
			3626	2268	638	701	19		
1	M	486	Total	C	N	O	S	0	0
			3641	2276	640	706	19		
1	N	490	Total	C	N	O	S	0	0
			3673	2295	645	714	19		
1	O	482	Total	C	N	O	S	0	0
			3608	2255	634	701	18		
1	P	513	Total	C	N	O	S	0	0
			3855	2409	679	748	19		





• Molecule 1: T-COMPLEX PROTEIN 1 SUBUNIT BETA

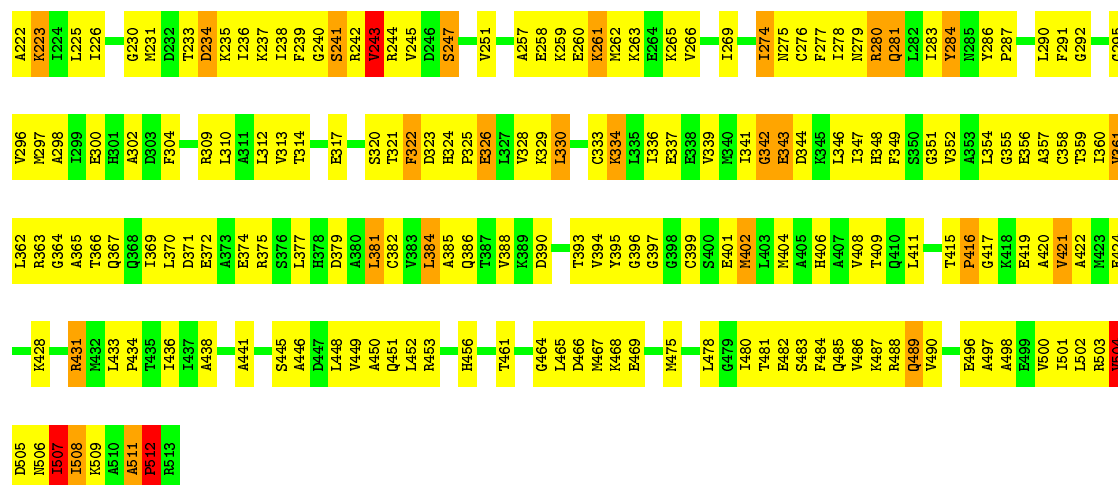
Chain C: 39% 51% 9%



• Molecule 1: T-COMPLEX PROTEIN 1 SUBUNIT BETA

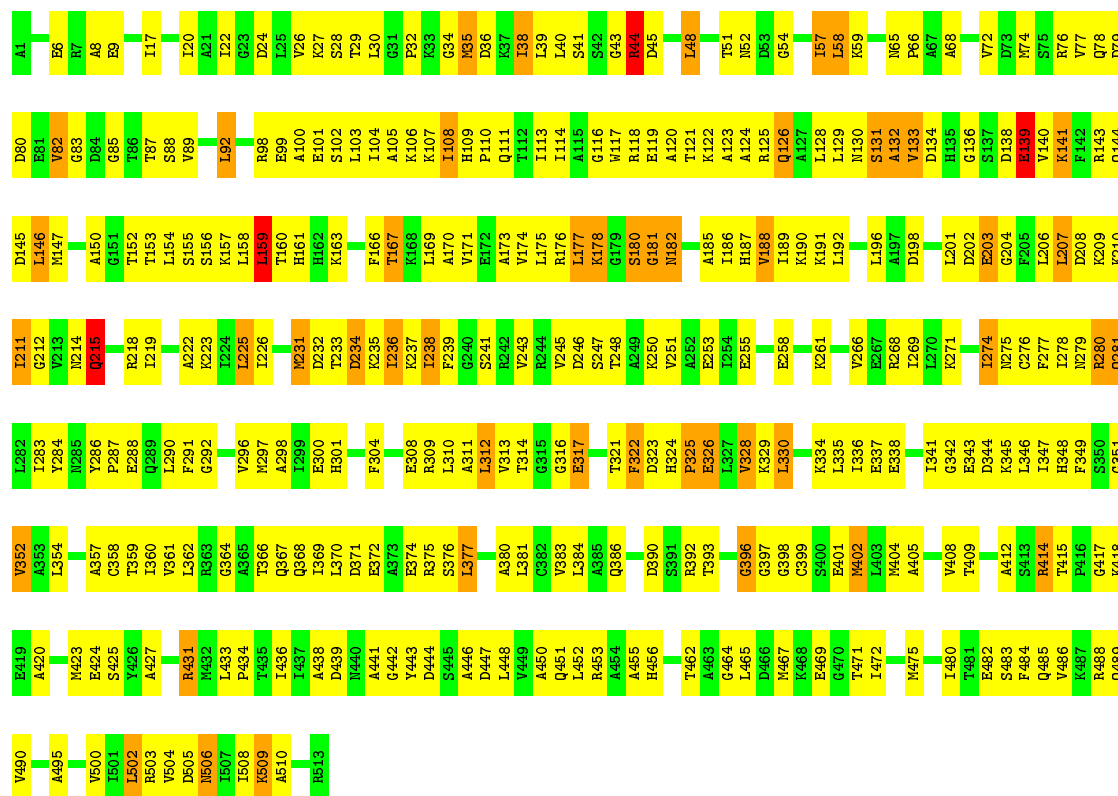
Chain D: 38% 51% 9%





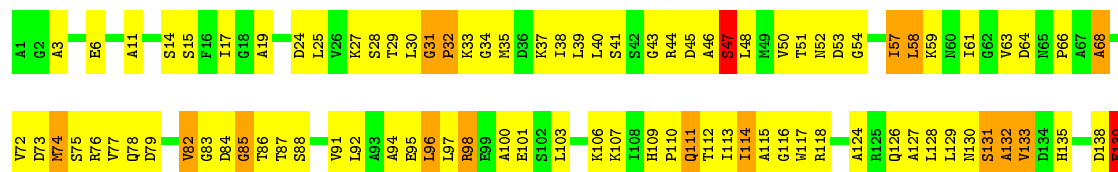
• Molecule 1: T-COMPLEX PROTEIN 1 SUBUNIT BETA

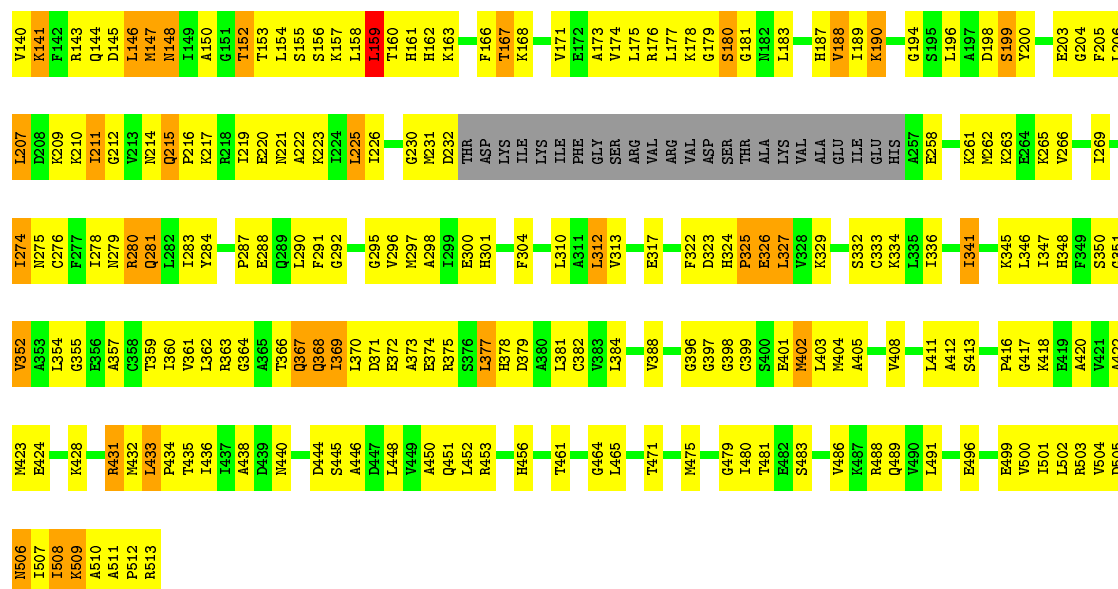
Chain E: 38% 52% 9%



• Molecule 1: T-COMPLEX PROTEIN 1 SUBUNIT BETA

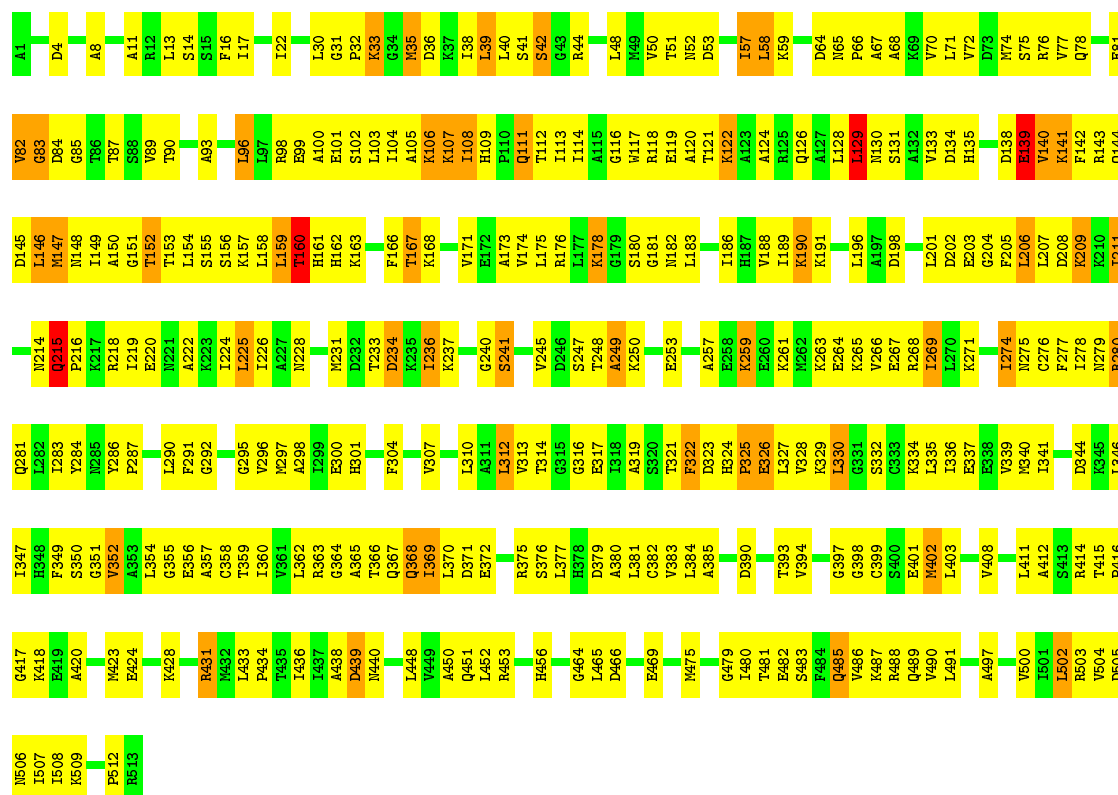
Chain F: 36% 49% 9% 5%





### • Molecule 1: T-COMPLEX PROTEIN 1 SUBUNIT BETA

Chain G: 38% 52% 9%

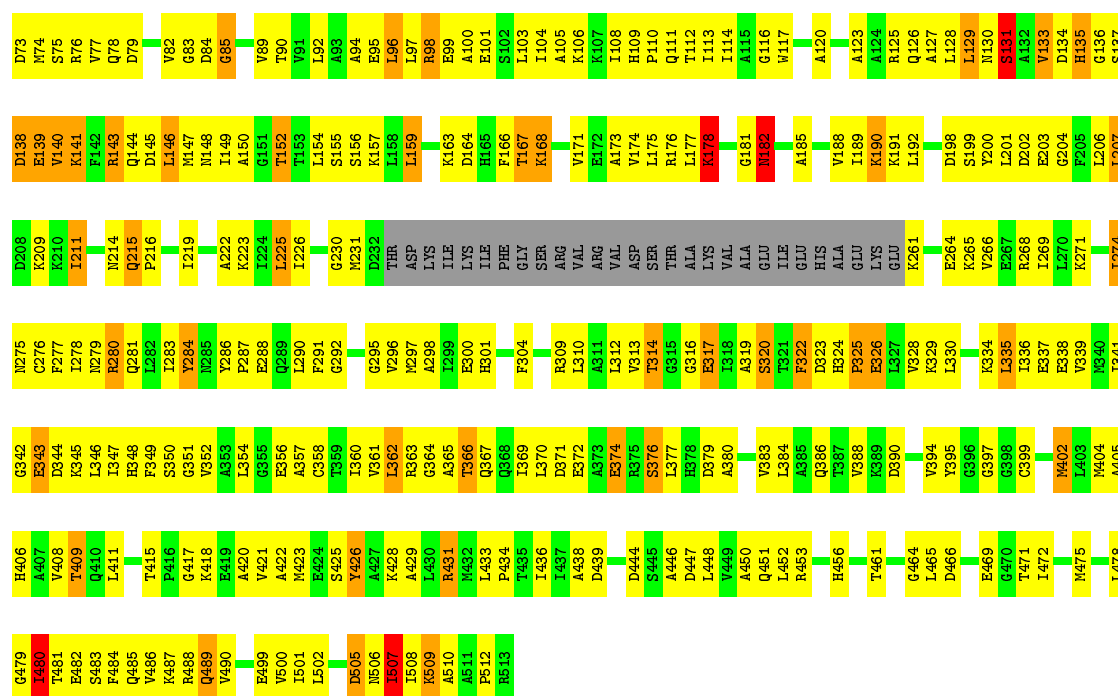


### • Molecule 1: T-COMPLEX PROTEIN 1 SUBUNIT BETA

Chain H: 34% 51% 9% 5%

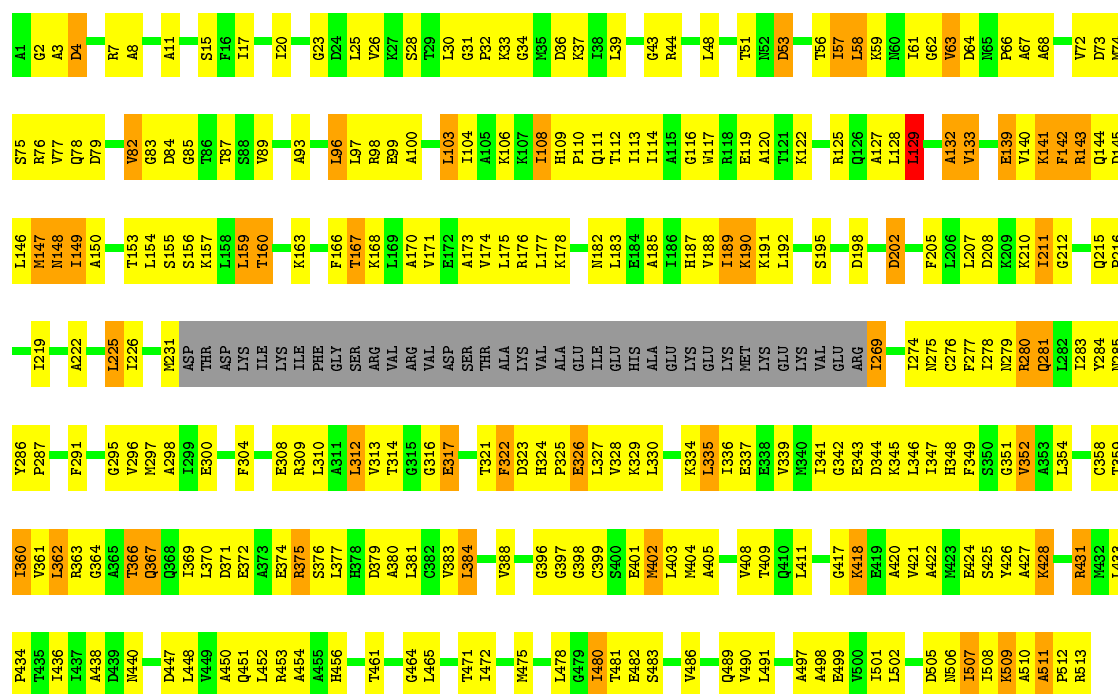
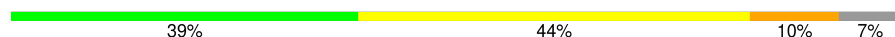






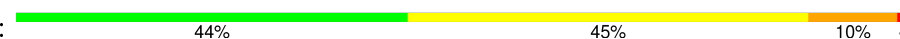
- Molecule 1: T-COMPLEX PROTEIN 1 SUBUNIT BETA

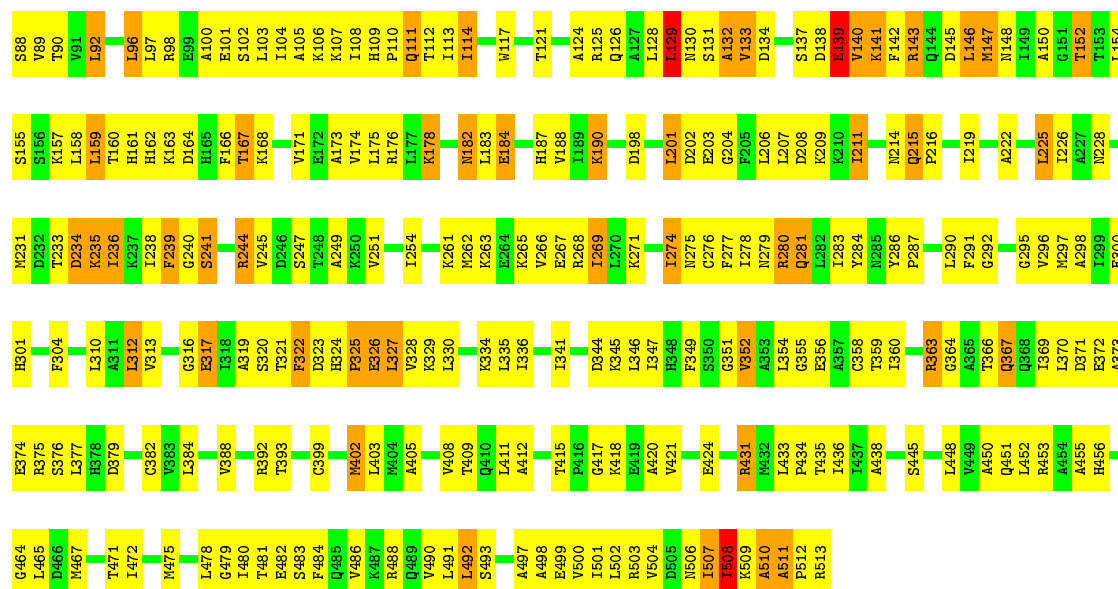
Chain I:



- Molecule 1: T-COMPLEX PROTEIN 1 SUBUNIT BETA

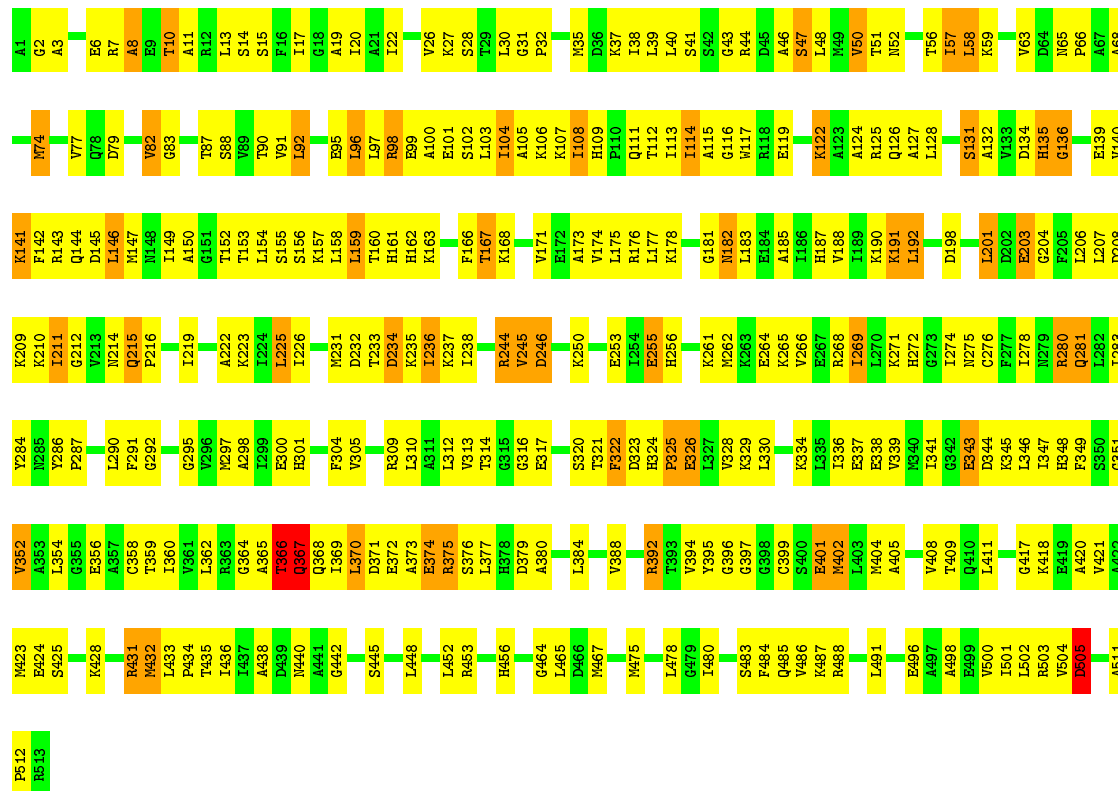
Chain J:

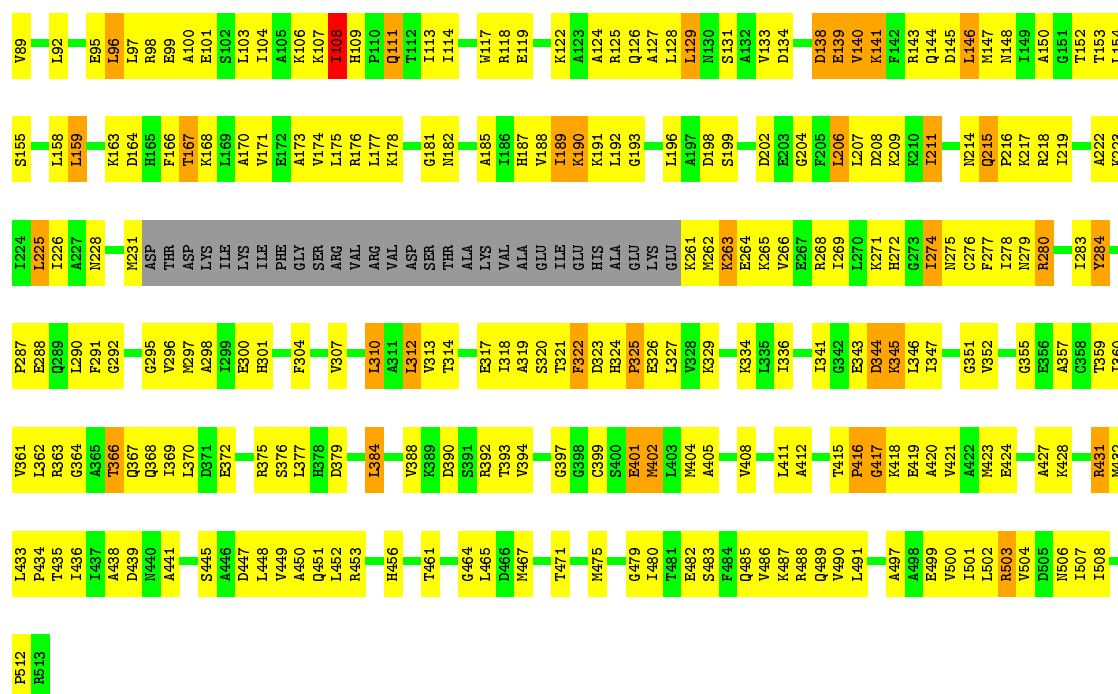


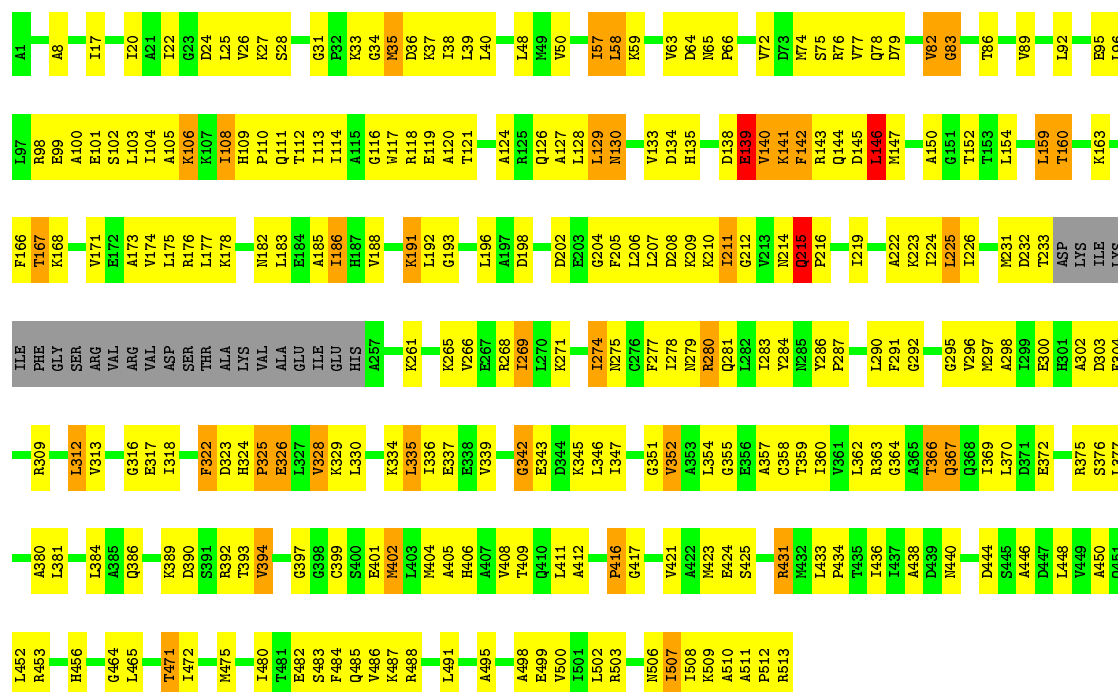


• Molecule 1: T-COMPLEX PROTEIN 1 SUBUNIT BETA

Chain K: 41% 49% 10%

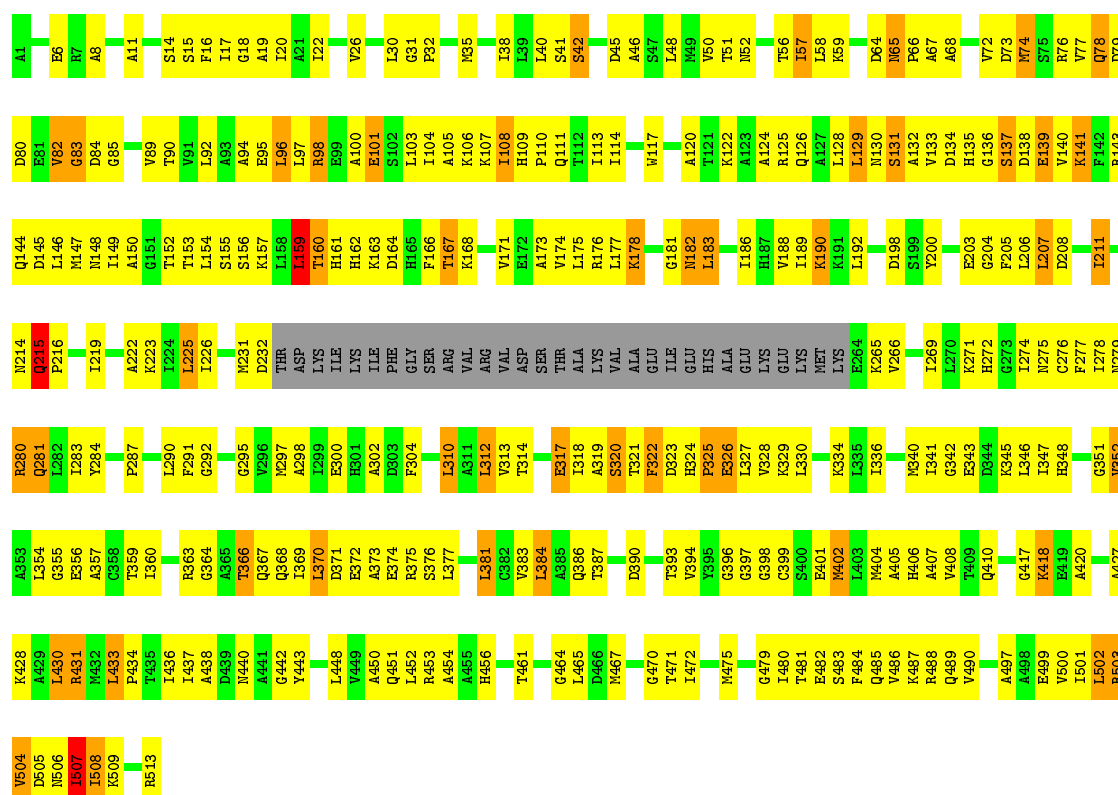






### • Molecule 1: T-COMPLEX PROTEIN 1 SUBUNIT BETA

Chain O: 36% 48% 9% 6%



### • Molecule 1: T-COMPLEX PROTEIN 1 SUBUNIT BETA

Chain P: 41% 49% 8% 2%



## 4 Experimental information

Property	Value	Source
Reconstruction method	SINGLE PARTICLE	Depositor
Imposed symmetry	POINT, Not provided	Depositor
Number of images	Not provided	Depositor
Resolution determination method	Not provided	Depositor
CTF correction method	EACH MICROGRAPH	Depositor
Microscope	OTHER	Depositor
Voltage (kV)	300	Depositor
Electron dose ( $e^-/\text{\AA}^2$ )	18	Depositor
Minimum defocus (nm)	1200	Depositor
Maximum defocus (nm)	3000	Depositor
Magnification	50000	Depositor
Image detector	KODAK SO163 FILM	Depositor

## 5 Model quality ⓘ

### 5.1 Standard geometry ⓘ

The Z score for a bond length (or angle) is the number of standard deviations the observed value is removed from the expected value. A bond length (or angle) with  $|Z| > 5$  is considered an outlier worth inspection. RMSZ is the root-mean-square of all Z scores of the bond lengths (or angles).

Mol	Chain	Bond lengths		Bond angles	
		RMSZ	# Z  >2	RMSZ	# Z  >2
1	A	0.45	0/3732	0.80	2/5028 (0.0%)
1	B	0.46	0/3664	0.75	1/4937 (0.0%)
1	C	0.45	0/3896	0.76	0/5249
1	D	0.46	0/3896	0.78	1/5249 (0.0%)
1	E	0.45	0/3896	0.78	1/5249 (0.0%)
1	F	0.46	0/3704	0.76	1/4990 (0.0%)
1	G	0.47	0/3896	0.78	1/5249 (0.0%)
1	H	0.45	0/3672	0.77	0/4948
1	I	0.46	0/3593	0.77	1/4846 (0.0%)
1	J	0.44	0/3896	0.78	0/5249
1	K	0.46	0/3896	0.77	1/5249 (0.0%)
1	L	0.45	0/3664	0.74	0/4937
1	M	0.44	0/3679	0.75	1/4958 (0.0%)
1	N	0.44	0/3711	0.73	0/5000
1	O	0.46	0/3646	0.78	1/4916 (0.0%)
1	P	0.45	0/3896	0.81	3/5249 (0.1%)
All	All	0.45	0/60337	0.77	14/81303 (0.0%)

There are no bond length outliers.

All (14) bond angle outliers are listed below:

Mol	Chain	Res	Type	Atoms	Z	Observed(°)	Ideal(°)
1	E	44	ARG	NE-CZ-NH1	6.31	123.46	120.30
1	P	44	ARG	NE-CZ-NH1	6.26	123.43	120.30
1	P	268	ARG	NE-CZ-NH1	6.21	123.41	120.30
1	M	392	ARG	NE-CZ-NH1	6.16	123.38	120.30
1	I	63	VAL	CB-CA-C	-5.92	100.16	111.40
1	A	179	GLY	N-CA-C	-5.88	98.41	113.10
1	G	33	LYS	N-CA-CB	-5.81	100.14	110.60
1	O	503	ARG	N-CA-CB	-5.70	100.35	110.60
1	K	136	GLY	N-CA-C	5.69	127.33	113.10
1	B	326	GLU	N-CA-CB	5.46	120.43	110.60
1	D	5	GLU	N-CA-CB	-5.23	101.18	110.60

*Continued on next page...*

*Continued from previous page...*

Mol	Chain	Res	Type	Atoms	Z	Observed(°)	Ideal(°)
1	A	509	LYS	N-CA-CB	-5.22	101.19	110.60
1	P	109	HIS	N-CA-CB	-5.04	101.52	110.60
1	F	85	GLY	N-CA-C	-5.02	100.55	113.10

There are no chirality outliers.

There are no planarity outliers.

## 5.2 Too-close contacts ⓘ

In the following table, the Non-H and H(model) columns list the number of non-hydrogen atoms and hydrogen atoms in the chain respectively. The H(added) column lists the number of hydrogen atoms added and optimized by MolProbity. The Clashes column lists the number of clashes within the asymmetric unit, whereas Symm-Clashes lists symmetry related clashes.

Mol	Chain	Non-H	H(model)	H(added)	Clashes	Symm-Clashes
1	A	3693	0	3795	393	0
1	B	3626	0	3737	373	0
1	C	3855	0	3970	369	0
1	D	3855	0	3970	358	0
1	E	3855	0	3970	373	0
1	F	3666	0	3771	378	0
1	G	3855	0	3970	396	0
1	H	3634	0	3741	375	0
1	I	3555	0	3655	334	0
1	J	3855	0	3970	337	0
1	K	3855	0	3970	380	0
1	L	3626	0	3737	337	0
1	M	3641	0	3748	339	0
1	N	3673	0	3778	301	0
1	O	3608	0	3706	379	0
1	P	3855	0	3970	382	0
All	All	59707	0	61458	5516	0

The all-atom clashscore is defined as the number of clashes found per 1000 atoms (including hydrogen atoms). The all-atom clashscore for this structure is 46.

All (5516) close contacts within the same asymmetric unit are listed below, sorted by their clash magnitude.

Atom-1	Atom-2	Interatomic distance (Å)	Clash overlap (Å)
1:C:450:ALA:HB2	1:L:418:LYS:HG2	1.30	1.13

*Continued on next page...*



*Continued from previous page...*

Atom-1	Atom-2	Interatomic distance (Å)	Clash overlap (Å)
1:B:146:LEU:HD12	1:B:171:VAL:HG13	1.31	1.12
1:K:146:LEU:HD12	1:K:171:VAL:HG13	1.30	1.11
1:M:82:VAL:HG21	1:M:486:VAL:HG12	1.29	1.10
1:A:159:LEU:HD12	1:A:369:ILE:HG23	1.33	1.09
1:A:509:LYS:HB3	1:F:61:ILE:HG21	1.32	1.09
1:E:266:VAL:HB	1:E:290:LEU:HD21	1.35	1.08
1:E:146:LEU:HD12	1:E:171:VAL:HG13	1.22	1.07
1:C:266:VAL:HB	1:C:290:LEU:HD21	1.36	1.07
1:I:146:LEU:HD12	1:I:171:VAL:HG13	1.38	1.05
1:M:124:ALA:HA	1:M:491:LEU:HD13	1.39	1.04
1:N:146:LEU:HB2	1:N:171:VAL:HG21	1.34	1.04
1:N:146:LEU:HD21	1:N:150:ALA:HB3	1.36	1.03
1:C:146:LEU:HD12	1:C:171:VAL:HG13	1.36	1.02
1:K:266:VAL:HB	1:K:290:LEU:HD21	1.41	1.02
1:O:14:SER:HB3	1:O:508:ILE:HD13	1.40	1.01
1:P:206:LEU:HD12	1:P:361:VAL:HG21	1.42	1.01
1:I:188:VAL:HG13	1:I:377:LEU:HD21	1.40	1.01
1:I:15:SER:HB3	1:I:501:ILE:HG23	1.43	1.01
1:L:321:THR:HG23	1:P:259:LYS:HE2	1.43	1.01
1:D:146:LEU:HD21	1:D:150:ALA:HB3	1.42	1.00
1:F:364:GLY:HA3	1:F:370:LEU:HD13	1.43	1.00
1:J:146:LEU:HD21	1:J:150:ALA:HB3	1.39	0.99
1:I:146:LEU:HD23	1:I:147:MET:H	1.28	0.99
1:B:325:PRO:O	1:B:326:GLU:HG3	1.60	0.99
1:A:159:LEU:HD13	1:A:159:LEU:H	1.28	0.98
1:D:174:VAL:HG11	1:D:384:LEU:HB3	1.44	0.98
1:N:188:VAL:HG21	1:N:377:LEU:HD21	1.46	0.98
1:L:38:ILE:HG22	1:L:50:VAL:HB	1.44	0.97
1:O:159:LEU:HD13	1:O:159:LEU:H	1.28	0.97
1:H:146:LEU:HD12	1:H:171:VAL:HG13	1.47	0.97
1:G:89:VAL:HG12	1:G:490:VAL:HG23	1.45	0.96
1:M:146:LEU:HD12	1:M:171:VAL:HG13	1.44	0.96
1:M:211:ILE:H	1:M:211:ILE:HD12	1.30	0.96
1:D:32:PRO:HA	1:D:155:SER:HB3	1.47	0.96
1:M:146:LEU:HD21	1:M:150:ALA:HB3	1.45	0.96
1:A:124:ALA:HA	1:A:491:LEU:HD13	1.46	0.96
1:O:146:LEU:HB2	1:O:171:VAL:HG11	1.44	0.96
1:G:266:VAL:HB	1:G:290:LEU:HD21	1.47	0.95
1:O:132:ALA:HB3	1:O:461:THR:HG21	1.49	0.95
1:N:133:VAL:HG12	1:N:394:VAL:HG13	1.48	0.95
1:B:176:ARG:HH22	1:B:201:LEU:HD21	1.31	0.95

*Continued on next page...*

*Continued from previous page...*

Atom-1	Atom-2	Interatomic distance (Å)	Clash overlap (Å)
1:E:38:ILE:HD12	1:G:504:VAL:HG13	1.49	0.94
1:N:211:ILE:HD11	1:N:297:MET:HG3	1.48	0.94
1:N:364:GLY:HA3	1:N:370:LEU:HD13	1.50	0.94
1:J:233:THR:HG21	1:J:261:LYS:HE2	1.46	0.94
1:D:146:LEU:HD12	1:D:171:VAL:HG13	1.49	0.93
1:C:188:VAL:HG11	1:C:377:LEU:HD22	1.51	0.93
1:D:211:ILE:HD11	1:D:297:MET:HG3	1.49	0.93
1:G:50:VAL:HG22	1:G:375:ARG:HH12	1.33	0.93
1:A:188:VAL:HB	1:A:360:ILE:O	1.68	0.93
1:C:126:GLN:HE21	1:C:408:VAL:HG12	1.30	0.93
1:P:508:ILE:HG23	1:P:509:LYS:HG2	1.50	0.92
1:A:82:VAL:HG21	1:A:486:VAL:HG12	1.50	0.92
1:B:150:ALA:HB2	1:B:384:LEU:HD21	1.51	0.92
1:G:186:ILE:HG21	1:G:381:LEU:HG	1.51	0.92
1:J:38:ILE:HG22	1:J:50:VAL:HB	1.47	0.92
1:M:84:ASP:OD2	1:M:379:ASP:HA	1.70	0.92
1:G:31:GLY:HA3	1:G:440:ASN:ND2	1.84	0.92
1:I:188:VAL:HG11	1:I:377:LEU:HD11	1.51	0.91
1:C:146:LEU:HD23	1:C:147:MET:H	1.32	0.91
1:G:211:ILE:HD11	1:G:297:MET:HG3	1.52	0.91
1:O:177:LEU:HD11	1:O:186:ILE:HD11	1.52	0.91
1:J:266:VAL:HB	1:J:290:LEU:HD21	1.49	0.90
1:M:103:LEU:HG	1:M:113:ILE:HD13	1.50	0.90
1:A:213:VAL:HG12	1:C:318:ILE:HG23	1.54	0.90
1:K:171:VAL:HG12	1:K:384:LEU:HG	1.50	0.90
1:I:189:ILE:HG22	1:I:190:LYS:H	1.36	0.90
1:C:110:PRO:HA	1:C:113:ILE:HD12	1.51	0.90
1:F:146:LEU:HD12	1:F:171:VAL:HG13	1.51	0.90
1:E:206:LEU:HD21	1:E:346:LEU:HD11	1.54	0.89
1:B:128:LEU:HD22	1:B:488:ARG:HG2	1.54	0.89
1:P:269:ILE:HG23	1:P:274:ILE:HG21	1.54	0.89
1:I:146:LEU:HD23	1:I:147:MET:N	1.88	0.89
1:G:236:ILE:HG22	1:G:237:LYS:H	1.37	0.89
1:D:96:LEU:HD11	1:D:498:ALA:HB1	1.55	0.89
1:H:211:ILE:HD11	1:H:297:MET:HG3	1.55	0.89
1:K:325:PRO:O	1:K:326:GLU:HG3	1.74	0.88
1:F:146:LEU:HD21	1:F:167:THR:HG23	1.56	0.88
1:K:32:PRO:HA	1:K:155:SER:O	1.71	0.88
1:C:446:ALA:HB3	1:L:108:ILE:HG12	1.56	0.88
1:D:39:LEU:HD22	1:E:508:ILE:HG12	1.54	0.88
1:J:146:LEU:HD12	1:J:171:VAL:HG13	1.56	0.88

*Continued on next page...*

*Continued from previous page...*

Atom-1	Atom-2	Interatomic distance (Å)	Clash overlap (Å)
1:E:146:LEU:HD21	1:E:150:ALA:HB3	1.54	0.88
1:F:362:LEU:HD12	1:F:377:LEU:HD23	1.55	0.87
1:P:38:ILE:HG22	1:P:50:VAL:HB	1.55	0.87
1:G:146:LEU:HD12	1:G:171:VAL:HG13	1.54	0.87
1:E:51:THR:HG21	1:E:57:ILE:HB	1.56	0.87
1:B:191:LYS:HE3	1:B:346:LEU:HD11	1.54	0.87
1:G:208:ASP:O	1:G:209:LYS:HG3	1.74	0.87
1:H:114:ILE:HD11	1:H:502:LEU:HD22	1.57	0.87
1:J:188:VAL:HG11	1:J:377:LEU:HD22	1.57	0.87
1:I:211:ILE:HD11	1:I:297:MET:HG3	1.55	0.87
1:A:32:PRO:HD3	1:A:467:MET:SD	2.15	0.86
1:O:269:ILE:HG23	1:O:274:ILE:HG22	1.56	0.86
1:H:448:LEU:HD21	1:H:465:LEU:HD12	1.56	0.86
1:L:133:VAL:HB	1:L:393:THR:O	1.75	0.86
1:I:448:LEU:HD21	1:I:465:LEU:HD12	1.57	0.86
1:P:401:GLU:HG2	1:P:433:LEU:HD22	1.56	0.86
1:O:146:LEU:HD21	1:O:150:ALA:HB3	1.57	0.86
1:H:147:MET:O	1:H:479:GLY:HA2	1.75	0.86
1:G:133:VAL:HB	1:G:393:THR:O	1.75	0.86
1:D:82:VAL:HG22	1:D:386:GLN:HG3	1.58	0.86
1:F:475:MET:SD	1:F:480:ILE:HB	2.16	0.86
1:L:146:LEU:CD2	1:L:167:THR:HG23	2.05	0.86
1:A:163:LYS:HA	1:A:166:PHE:CE1	2.11	0.86
1:N:266:VAL:HB	1:N:290:LEU:HD21	1.57	0.86
1:F:163:LYS:HA	1:F:166:PHE:CD1	2.11	0.85
1:E:32:PRO:HA	1:E:155:SER:HB3	1.58	0.85
1:M:269:ILE:HG23	1:M:274:ILE:CG2	2.06	0.85
1:O:211:ILE:HD11	1:O:297:MET:HG3	1.56	0.85
1:B:191:LYS:O	1:B:370:LEU:HD21	1.75	0.85
1:J:219:ILE:HD11	1:J:336:ILE:HB	1.57	0.85
1:F:341:ILE:HG13	1:F:346:LEU:HD13	1.57	0.85
1:C:265:LYS:O	1:C:269:ILE:HB	1.77	0.85
1:J:138:ASP:O	1:J:139:GLU:HB3	1.74	0.85
1:M:35:MET:HE1	1:O:503:ARG:NE	1.92	0.85
1:B:39:LEU:O	1:B:48:LEU:HA	1.75	0.85
1:G:146:LEU:HD22	1:G:168:LYS:HA	1.56	0.85
1:F:211:ILE:HD11	1:F:297:MET:HG3	1.57	0.85
1:M:15:SER:HB3	1:M:501:ILE:HG21	1.59	0.85
1:B:500:VAL:HG13	1:G:367:GLN:HG2	1.58	0.85
1:O:157:LYS:HB3	1:O:159:LEU:HD11	1.59	0.85
1:P:159:LEU:HD13	1:P:159:LEU:H	1.42	0.84

*Continued on next page...*

*Continued from previous page...*

Atom-1	Atom-2	Interatomic distance (Å)	Clash overlap (Å)
1:P:211:ILE:HD11	1:P:297:MET:HG3	1.59	0.84
1:H:269:ILE:HG23	1:H:274:ILE:HG21	1.56	0.84
1:P:266:VAL:HB	1:P:290:LEU:HD21	1.57	0.84
1:C:417:GLY:N	1:L:450:ALA:HA	1.93	0.84
1:O:318:ILE:HB	1:O:328:VAL:HG23	1.59	0.84
1:F:146:LEU:HD21	1:F:150:ALA:HB3	1.60	0.84
1:G:269:ILE:HG23	1:G:274:ILE:HG21	1.59	0.84
1:F:79:ASP:HA	1:F:83:GLY:CA	2.08	0.84
1:F:269:ILE:HG23	1:F:274:ILE:CG2	2.06	0.84
1:C:280:ARG:O	1:C:280:ARG:HG3	1.77	0.84
1:H:417:GLY:HA2	1:P:447:ASP:O	1.77	0.84
1:H:109:HIS:CE1	1:H:111:GLN:HB2	2.13	0.84
1:J:506:ASN:HD21	1:J:508:ILE:HD11	1.43	0.84
1:B:211:ILE:H	1:B:211:ILE:CD1	1.90	0.84
1:D:269:ILE:HG23	1:D:274:ILE:CG2	2.06	0.84
1:I:89:VAL:HG12	1:I:490:VAL:HG23	1.60	0.83
1:B:154:LEU:HD22	1:B:167:THR:HB	1.60	0.83
1:N:108:ILE:HG22	1:N:109:HIS:H	1.41	0.83
1:L:126:GLN:HE22	1:L:411:LEU:HD21	1.42	0.83
1:J:399:CYS:SG	1:J:464:GLY:HA3	2.19	0.83
1:D:450:ALA:HB3	1:K:417:GLY:CA	2.09	0.83
1:I:67:ALA:HB2	1:I:507:ILE:HG21	1.57	0.83
1:J:448:LEU:HD21	1:J:465:LEU:HD12	1.60	0.83
1:D:446:ALA:HB2	1:K:108:ILE:HG21	1.57	0.83
1:J:188:VAL:HG21	1:J:377:LEU:HD13	1.61	0.83
1:J:124:ALA:HB1	1:J:491:LEU:HD13	1.61	0.83
1:H:369:ILE:O	1:H:372:GLU:HB3	1.79	0.83
1:D:362:LEU:HD11	1:D:377:LEU:HD13	1.60	0.83
1:J:211:ILE:HD11	1:J:297:MET:HG3	1.60	0.83
1:H:32:PRO:HA	1:H:155:SER:O	1.79	0.83
1:F:112:THR:HG21	1:F:418:LYS:HE2	1.58	0.83
1:F:159:LEU:HD13	1:F:159:LEU:H	1.44	0.82
1:C:453:ARG:HH22	1:L:421:VAL:HG13	1.44	0.82
1:J:111:GLN:HG3	1:N:35:MET:SD	2.18	0.82
1:B:183:LEU:HD21	1:B:381:LEU:HD13	1.61	0.82
1:L:146:LEU:HD21	1:L:150:ALA:HB3	1.61	0.82
1:H:79:ASP:HA	1:H:83:GLY:CA	2.09	0.82
1:I:313:VAL:HG13	1:I:352:VAL:HG21	1.60	0.82
1:A:174:VAL:HA	1:A:177:LEU:HD23	1.60	0.82
1:G:149:ILE:HD12	1:G:482:GLU:HA	1.61	0.82
1:O:108:ILE:HG22	1:O:109:HIS:H	1.43	0.82

*Continued on next page...*

*Continued from previous page...*

Atom-1	Atom-2	Interatomic distance (Å)	Clash overlap (Å)
1:I:31:GLY:HA3	1:I:440:ASN:ND2	1.95	0.82
1:E:154:LEU:HD23	1:E:163:LYS:HG3	1.61	0.82
1:N:138:ASP:O	1:N:139:GLU:HB3	1.80	0.82
1:P:265:LYS:O	1:P:269:ILE:HB	1.79	0.82
1:B:313:VAL:HG13	1:B:352:VAL:HB	1.61	0.82
1:M:153:THR:HG21	1:M:379:ASP:HB3	1.60	0.81
1:H:126:GLN:O	1:H:130:ASN:HB2	1.80	0.81
1:F:159:LEU:HB3	1:F:369:ILE:CG2	2.09	0.81
1:H:79:ASP:HA	1:H:83:GLY:HA2	1.61	0.81
1:E:79:ASP:HA	1:E:83:GLY:CA	2.10	0.81
1:C:206:LEU:HD11	1:C:346:LEU:HD23	1.62	0.81
1:D:446:ALA:HB1	1:K:418:LYS:HD3	1.61	0.81
1:A:399:CYS:SG	1:A:464:GLY:HA3	2.20	0.81
1:L:188:VAL:HG11	1:L:377:LEU:HD23	1.63	0.81
1:O:38:ILE:HG22	1:O:50:VAL:HB	1.62	0.81
1:B:269:ILE:HG23	1:B:274:ILE:HG21	1.61	0.81
1:F:512:PRO:O	1:F:513:ARG:HG2	1.80	0.81
1:E:269:ILE:HG23	1:E:274:ILE:HG21	1.60	0.81
1:I:33:LYS:HD3	1:I:440:ASN:O	1.80	0.81
1:J:415:THR:HG23	1:J:420:ALA:HB2	1.62	0.81
1:L:114:ILE:HD11	1:L:502:LEU:HD22	1.62	0.81
1:G:109:HIS:CE1	1:G:111:GLN:HG2	2.16	0.81
1:G:163:LYS:HA	1:G:166:PHE:CD1	2.16	0.80
1:F:450:ALA:HA	1:O:417:GLY:N	1.96	0.80
1:K:132:ALA:HB3	1:K:394:VAL:HA	1.63	0.80
1:G:225:LEU:HD13	1:G:329:LYS:HE2	1.61	0.80
1:B:146:LEU:HD23	1:B:147:MET:H	1.47	0.80
1:H:269:ILE:HG23	1:H:274:ILE:CG2	2.10	0.80
1:D:399:CYS:SG	1:D:464:GLY:HA3	2.21	0.80
1:O:313:VAL:HG22	1:O:357:ALA:HB3	1.62	0.80
1:M:82:VAL:HG13	1:M:83:GLY:H	1.43	0.80
1:G:265:LYS:O	1:G:269:ILE:HB	1.81	0.80
1:F:92:LEU:HD11	1:F:433:LEU:HD21	1.62	0.80
1:J:372:GLU:HG3	1:J:375:ARG:NH2	1.96	0.80
1:H:438:ALA:HB2	1:H:448:LEU:HG	1.61	0.80
1:K:146:LEU:HD12	1:K:171:VAL:CG1	2.11	0.80
1:L:38:ILE:HG12	1:M:504:VAL:HG11	1.61	0.80
1:G:324:HIS:O	1:G:329:LYS:HG2	1.81	0.80
1:D:501:ILE:O	1:D:504:VAL:HB	1.82	0.80
1:O:51:THR:HG21	1:O:56:THR:HB	1.64	0.80
1:O:475:MET:SD	1:O:480:ILE:HB	2.21	0.80

*Continued on next page...*

*Continued from previous page...*

Atom-1	Atom-2	Interatomic distance (Å)	Clash overlap (Å)
1:G:283:ILE:HG22	1:G:300:GLU:HG3	1.63	0.80
1:A:79:ASP:HA	1:A:83:GLY:CA	2.12	0.80
1:L:226:ILE:HG12	1:L:278:ILE:HG23	1.63	0.80
1:K:372:GLU:HG3	1:K:375:ARG:CZ	2.12	0.80
1:G:206:LEU:HD21	1:G:346:LEU:HD13	1.63	0.80
1:A:507:ILE:HA	1:F:38:ILE:O	1.82	0.80
1:A:448:LEU:HD21	1:A:465:LEU:HD12	1.63	0.80
1:K:411:LEU:HB3	1:K:423:MET:SD	2.21	0.80
1:J:32:PRO:HA	1:J:155:SER:HB2	1.62	0.79
1:O:133:VAL:HG12	1:O:394:VAL:HG12	1.64	0.79
1:F:190:LYS:C	1:F:190:LYS:HD3	2.01	0.79
1:P:505:ASP:O	1:P:506:ASN:HB2	1.81	0.79
1:A:402:MET:SD	1:A:456:HIS:HB2	2.22	0.79
1:M:269:ILE:HG23	1:M:274:ILE:HG21	1.63	0.79
1:L:369:ILE:O	1:L:372:GLU:HB3	1.83	0.79
1:O:206:LEU:HD21	1:O:346:LEU:HD13	1.65	0.79
1:I:146:LEU:CD2	1:I:167:THR:HG23	2.12	0.79
1:O:168:LYS:O	1:O:171:VAL:HG22	1.82	0.79
1:N:394:VAL:HG23	1:N:482:GLU:HB2	1.64	0.79
1:L:111:GLN:HE21	1:L:111:GLN:H	1.30	0.79
1:B:269:ILE:HG23	1:B:274:ILE:CG2	2.11	0.79
1:B:402:MET:SD	1:B:456:HIS:HB2	2.23	0.79
1:K:401:GLU:HG2	1:K:433:LEU:HD22	1.65	0.79
1:D:138:ASP:O	1:D:139:GLU:HB2	1.81	0.79
1:C:211:ILE:HD11	1:C:297:MET:HG3	1.65	0.79
1:A:211:ILE:HD11	1:A:297:MET:HG3	1.65	0.79
1:A:266:VAL:HB	1:A:290:LEU:HD21	1.64	0.79
1:O:163:LYS:HA	1:O:166:PHE:CD1	2.18	0.79
1:M:211:ILE:H	1:M:211:ILE:CD1	1.95	0.79
1:O:15:SER:HB2	1:O:501:ILE:HG23	1.64	0.79
1:L:79:ASP:HA	1:L:83:GLY:CA	2.13	0.79
1:A:5:GLU:HG3	1:A:508:ILE:HG22	1.66	0.78
1:F:166:PHE:CZ	1:F:198:ASP:HB3	2.18	0.78
1:P:163:LYS:HA	1:P:166:PHE:CD1	2.19	0.78
1:L:159:LEU:HD13	1:L:159:LEU:H	1.48	0.78
1:I:112:THR:HG21	1:O:442:GLY:CA	2.12	0.78
1:C:163:LYS:HA	1:C:166:PHE:CD1	2.18	0.78
1:O:269:ILE:HG23	1:O:274:ILE:CG2	2.13	0.78
1:O:89:VAL:HG12	1:O:490:VAL:HG23	1.65	0.78
1:F:116:GLY:CA	1:F:422:ALA:HB1	2.14	0.78
1:M:369:ILE:O	1:M:372:GLU:HB3	1.83	0.78

*Continued on next page...*

*Continued from previous page...*

Atom-1	Atom-2	Interatomic distance (Å)	Clash overlap (Å)
1:B:399:CYS:SG	1:B:464:GLY:HA3	2.24	0.78
1:F:146:LEU:CD2	1:F:167:THR:HG23	2.12	0.78
1:K:283:ILE:HG22	1:K:300:GLU:HG3	1.66	0.78
1:M:15:SER:CB	1:M:501:ILE:HG21	2.14	0.78
1:A:450:ALA:HB2	1:M:420:ALA:HB3	1.66	0.78
1:K:163:LYS:HA	1:K:166:PHE:CD1	2.18	0.78
1:I:97:LEU:HD21	1:I:501:ILE:HD13	1.64	0.78
1:C:114:ILE:HG23	1:C:499:GLU:HG3	1.65	0.78
1:J:114:ILE:HA	1:J:117:TRP:CE3	2.19	0.78
1:J:325:PRO:O	1:J:326:GLU:HG3	1.84	0.78
1:L:324:HIS:HB2	1:L:329:LYS:NZ	1.99	0.78
1:P:214:ASN:O	1:P:215:GLN:HB2	1.83	0.77
1:N:133:VAL:HB	1:N:393:THR:O	1.84	0.77
1:H:475:MET:SD	1:H:480:ILE:HB	2.24	0.77
1:K:27:LYS:HA	1:K:436:ILE:HD11	1.66	0.77
1:A:185:ALA:HB3	1:A:357:ALA:HB1	1.67	0.77
1:F:174:VAL:HG11	1:F:384:LEU:HB2	1.65	0.77
1:C:418:LYS:H	1:L:450:ALA:HB2	1.50	0.77
1:D:190:LYS:HD3	1:D:190:LYS:O	1.85	0.77
1:J:269:ILE:HG23	1:J:274:ILE:HG21	1.66	0.77
1:I:15:SER:CB	1:I:501:ILE:HG23	2.13	0.77
1:O:133:VAL:HG23	1:O:134:ASP:H	1.47	0.77
1:B:146:LEU:HD21	1:B:150:ALA:HB3	1.65	0.77
1:O:140:VAL:HA	1:O:175:LEU:HD22	1.65	0.77
1:G:438:ALA:HB2	1:G:448:LEU:HG	1.66	0.77
1:C:25:LEU:HG	1:H:508:ILE:HD13	1.65	0.77
1:B:204:GLY:O	1:B:359:THR:HB	1.84	0.77
1:F:416:PRO:HA	1:O:454:ALA:HB2	1.64	0.77
1:A:483:SER:HB2	1:A:486:VAL:HG13	1.65	0.77
1:I:112:THR:HG21	1:O:442:GLY:HA2	1.67	0.77
1:B:152:THR:OG1	1:B:480:ILE:HG23	1.85	0.77
1:E:283:ILE:HG22	1:E:300:GLU:HG3	1.67	0.77
1:H:31:GLY:O	1:H:156:SER:HA	1.84	0.77
1:N:146:LEU:HD13	1:N:171:VAL:HG22	1.65	0.77
1:K:276:CYS:HA	1:K:297:MET:O	1.84	0.77
1:F:317:GLU:HB2	1:F:329:LYS:HG2	1.67	0.77
1:H:211:ILE:HD13	1:H:211:ILE:H	1.49	0.76
1:O:31:GLY:HA3	1:O:440:ASN:ND2	2.00	0.76
1:J:508:ILE:HG21	1:N:63:VAL:HG11	1.66	0.76
1:G:313:VAL:HG22	1:G:357:ALA:HB3	1.66	0.76
1:H:446:ALA:HB2	1:P:106:LYS:HE2	1.67	0.76

*Continued on next page...*

*Continued from previous page...*

Atom-1	Atom-2	Interatomic distance (Å)	Clash overlap (Å)
1:A:15:SER:OG	1:A:501:ILE:HG21	1.85	0.76
1:C:500:VAL:O	1:C:501:ILE:HG12	1.86	0.76
1:J:38:ILE:HD11	1:K:504:VAL:HG13	1.67	0.76
1:F:401:GLU:HG2	1:F:433:LEU:HD22	1.68	0.76
1:O:448:LEU:HD21	1:O:465:LEU:HD12	1.67	0.76
1:C:496:GLU:HG3	1:C:497:ALA:N	2.01	0.76
1:G:146:LEU:HD21	1:G:167:THR:HG23	1.67	0.76
1:I:146:LEU:HD21	1:I:150:ALA:HB3	1.65	0.76
1:D:32:PRO:HA	1:D:155:SER:CB	2.14	0.76
1:I:31:GLY:C	1:I:156:SER:HA	2.06	0.76
1:E:210:LYS:HE2	1:E:212:GLY:O	1.85	0.76
1:B:177:LEU:HD12	1:B:186:ILE:HD11	1.66	0.76
1:C:146:LEU:HD12	1:C:171:VAL:CG1	2.13	0.76
1:K:402:MET:SD	1:K:456:HIS:HB2	2.25	0.76
1:N:58:LEU:HB3	1:N:72:VAL:HG13	1.66	0.76
1:K:442:GLY:HA3	1:P:109:HIS:CD2	2.20	0.76
1:I:325:PRO:O	1:I:326:GLU:HG2	1.86	0.76
1:O:200:TYR:CD1	1:O:363:ARG:HD2	2.20	0.76
1:I:324:HIS:HB2	1:I:329:LYS:NZ	2.01	0.76
1:C:154:LEU:HD23	1:C:163:LYS:HG3	1.66	0.76
1:P:38:ILE:HD12	1:P:48:LEU:HD22	1.68	0.76
1:F:448:LEU:HD21	1:F:465:LEU:HD12	1.66	0.76
1:K:448:LEU:HD21	1:K:465:LEU:HD12	1.67	0.76
1:H:130:ASN:O	1:H:131:SER:HB2	1.86	0.76
1:A:57:ILE:HG23	1:A:58:LEU:HD23	1.68	0.76
1:P:402:MET:SD	1:P:453:ARG:HA	2.26	0.76
1:B:433:LEU:O	1:B:436:ILE:HG22	1.86	0.76
1:F:79:ASP:HA	1:F:83:GLY:HA3	1.66	0.75
1:K:211:ILE:HD11	1:K:297:MET:HG3	1.67	0.75
1:J:79:ASP:HA	1:J:83:GLY:CA	2.14	0.75
1:A:149:ILE:HD13	1:A:383:VAL:HG11	1.68	0.75
1:D:124:ALA:O	1:D:128:LEU:HG	1.86	0.75
1:H:28:SER:O	1:H:34:GLY:HA2	1.87	0.75
1:E:32:PRO:HA	1:E:155:SER:CB	2.17	0.75
1:E:134:ASP:HB3	1:E:393:THR:OG1	1.87	0.75
1:N:214:ASN:O	1:N:215:GLN:HB2	1.85	0.75
1:A:53:ASP:HB2	1:A:375:ARG:CD	2.16	0.75
1:O:114:ILE:HD11	1:O:502:LEU:HD22	1.67	0.75
1:A:40:LEU:HB2	1:A:48:LEU:HD23	1.69	0.75
1:L:211:ILE:HG22	1:L:288:GLU:OE1	1.86	0.75
1:B:380:ALA:O	1:B:384:LEU:HD23	1.87	0.75

*Continued on next page...*



*Continued from previous page...*

Atom-1	Atom-2	Interatomic distance (Å)	Clash overlap (Å)
1:I:475:MET:SD	1:I:480:ILE:HB	2.27	0.75
1:C:119:GLU:O	1:C:122:LYS:HB3	1.87	0.75
1:D:402:MET:SD	1:D:453:ARG:HA	2.27	0.75
1:I:63:VAL:HG22	1:N:511:ALA:O	1.87	0.75
1:G:483:SER:O	1:G:486:VAL:HG22	1.85	0.75
1:D:79:ASP:HA	1:D:83:GLY:HA3	1.67	0.75
1:A:504:VAL:HG13	1:F:37:LYS:HA	1.68	0.75
1:N:411:LEU:HB3	1:N:423:MET:SD	2.26	0.75
1:M:126:GLN:HE22	1:M:411:LEU:HD11	1.50	0.75
1:G:173:ALA:HB2	1:G:360:ILE:HD11	1.69	0.75
1:I:174:VAL:HG11	1:I:384:LEU:CB	2.17	0.75
1:H:141:LYS:HD2	1:H:144:GLN:HB2	1.69	0.75
1:F:269:ILE:HG23	1:F:274:ILE:HG22	1.68	0.75
1:A:214:ASN:O	1:A:215:GLN:HB2	1.87	0.75
1:C:79:ASP:HA	1:C:83:GLY:CA	2.17	0.75
1:H:146:LEU:HD21	1:H:150:ALA:HB3	1.67	0.75
1:F:140:VAL:HA	1:F:175:LEU:HD22	1.67	0.75
1:N:110:PRO:HA	1:N:113:ILE:HD12	1.69	0.75
1:C:402:MET:SD	1:C:456:HIS:HB2	2.26	0.75
1:G:96:LEU:HD11	1:G:117:TRP:HZ2	1.52	0.75
1:A:324:HIS:O	1:A:329:LYS:HG2	1.87	0.75
1:H:174:VAL:HG11	1:H:384:LEU:CB	2.17	0.74
1:F:146:LEU:HD23	1:F:147:MET:H	1.50	0.74
1:C:417:GLY:CA	1:L:450:ALA:HA	2.17	0.74
1:E:192:LEU:HD22	1:E:343:GLU:OE1	1.87	0.74
1:N:140:VAL:HA	1:N:175:LEU:HD22	1.69	0.74
1:D:159:LEU:H	1:D:159:LEU:HD13	1.51	0.74
1:G:159:LEU:HD13	1:G:159:LEU:H	1.52	0.74
1:F:95:GLU:OE1	1:F:432:MET:HG2	1.87	0.74
1:H:283:ILE:HG22	1:H:300:GLU:HG3	1.69	0.74
1:P:109:HIS:NE2	1:P:112:THR:HG23	2.01	0.74
1:C:475:MET:SD	1:C:480:ILE:HB	2.27	0.74
1:E:269:ILE:HG23	1:E:274:ILE:CG2	2.15	0.74
1:G:108:ILE:HG13	1:N:446:ALA:HB2	1.68	0.74
1:N:38:ILE:HD12	1:N:48:LEU:HD23	1.68	0.74
1:I:283:ILE:HG22	1:I:300:GLU:HG3	1.69	0.74
1:A:128:LEU:HD22	1:A:484:PHE:CE1	2.21	0.74
1:O:183:LEU:HD13	1:O:381:LEU:HD11	1.67	0.74
1:L:411:LEU:HB3	1:L:423:MET:SD	2.28	0.74
1:D:450:ALA:HB3	1:K:417:GLY:HA2	1.69	0.74
1:O:38:ILE:CG2	1:O:50:VAL:HB	2.17	0.74

*Continued on next page...*

*Continued from previous page...*

Atom-1	Atom-2	Interatomic distance (Å)	Clash overlap (Å)
1:G:108:ILE:HG22	1:G:109:HIS:H	1.51	0.74
1:A:128:LEU:HD22	1:A:484:PHE:CZ	2.22	0.74
1:H:206:LEU:HD11	1:H:346:LEU:HD23	1.68	0.74
1:H:128:LEU:O	1:H:129:LEU:HG	1.87	0.74
1:E:27:LYS:HB2	1:E:436:ILE:HD11	1.69	0.74
1:E:414:ARG:CZ	1:E:414:ARG:HA	2.17	0.74
1:D:325:PRO:O	1:D:326:GLU:HG3	1.87	0.74
1:H:40:LEU:HD22	1:H:48:LEU:HG	1.69	0.74
1:O:67:ALA:N	1:O:507:ILE:HG21	2.01	0.74
1:O:225:LEU:HD13	1:O:329:LYS:HE3	1.69	0.74
1:G:31:GLY:C	1:G:156:SER:HA	2.08	0.74
1:F:145:ASP:O	1:F:171:VAL:HG11	1.88	0.74
1:L:32:PRO:HD2	1:L:467:MET:SD	2.26	0.74
1:E:150:ALA:HB2	1:E:384:LEU:HD21	1.67	0.74
1:C:122:LYS:O	1:C:125:ARG:HG3	1.87	0.74
1:K:500:VAL:HG22	1:K:503:ARG:HH21	1.53	0.74
1:B:113:ILE:HG23	1:B:422:ALA:HB2	1.69	0.74
1:A:37:LYS:HA	1:C:503:ARG:O	1.87	0.74
1:G:402:MET:SD	1:G:456:HIS:HB2	2.28	0.74
1:L:146:LEU:HD21	1:L:167:THR:HG23	1.68	0.74
1:F:190:LYS:HD3	1:F:190:LYS:O	1.86	0.74
1:E:448:LEU:HD21	1:E:465:LEU:HD12	1.69	0.74
1:M:313:VAL:HG13	1:M:352:VAL:HB	1.69	0.74
1:G:399:CYS:SG	1:G:464:GLY:HA3	2.28	0.74
1:J:124:ALA:O	1:J:128:LEU:HG	1.87	0.74
1:C:433:LEU:O	1:C:436:ILE:HG22	1.88	0.74
1:C:131:SER:HB2	1:C:403:LEU:HD21	1.69	0.74
1:C:188:VAL:HG21	1:C:377:LEU:HD13	1.68	0.74
1:C:109:HIS:CE1	1:C:111:GLN:HB2	2.21	0.74
1:F:146:LEU:HD22	1:F:168:LYS:HA	1.70	0.74
1:L:95:GLU:OE1	1:L:432:MET:HB2	1.87	0.74
1:P:106:LYS:O	1:P:107:LYS:HG2	1.88	0.74
1:O:149:ILE:HD13	1:O:482:GLU:HA	1.69	0.74
1:F:126:GLN:OE1	1:F:411:LEU:HD11	1.88	0.74
1:B:171:VAL:HA	1:B:174:VAL:HG22	1.70	0.73
1:M:100:ALA:HA	1:M:103:LEU:HD22	1.68	0.73
1:P:174:VAL:HG11	1:P:384:LEU:HB2	1.71	0.73
1:L:269:ILE:HG23	1:L:274:ILE:CG2	2.17	0.73
1:D:149:ILE:HD12	1:D:482:GLU:HA	1.67	0.73
1:L:188:VAL:HG21	1:L:377:LEU:CD2	2.17	0.73
1:K:250:LYS:O	1:K:253:GLU:HG2	1.88	0.73

*Continued on next page...*

*Continued from previous page...*

Atom-1	Atom-2	Interatomic distance (Å)	Clash overlap (Å)
1:O:85:GLY:HA2	1:O:153:THR:HG23	1.67	0.73
1:P:208:ASP:O	1:P:209:LYS:HG3	1.88	0.73
1:E:32:PRO:CA	1:E:155:SER:HB3	2.19	0.73
1:G:393:THR:HG22	1:G:483:SER:HA	1.69	0.73
1:E:79:ASP:HA	1:E:83:GLY:HA3	1.68	0.73
1:E:114:ILE:HD11	1:E:502:LEU:HD12	1.70	0.73
1:B:158:LEU:HD23	1:F:503:ARG:HH21	1.54	0.73
1:I:313:VAL:HG13	1:I:352:VAL:CG2	2.17	0.73
1:G:112:THR:HG21	1:G:418:LYS:NZ	2.04	0.73
1:H:214:ASN:O	1:H:215:GLN:HB2	1.86	0.73
1:M:32:PRO:HD2	1:M:467:MET:SD	2.29	0.73
1:P:313:VAL:HG22	1:P:357:ALA:HB3	1.70	0.73
1:B:185:ALA:HB1	1:B:357:ALA:HA	1.70	0.73
1:E:369:ILE:HD11	1:G:500:VAL:HG11	1.70	0.73
1:K:11:ALA:HB1	1:K:505:ASP:O	1.88	0.73
1:F:265:LYS:HE2	1:F:322:PHE:CE1	2.23	0.73
1:O:399:CYS:SG	1:O:464:GLY:HA3	2.29	0.73
1:C:145:ASP:O	1:C:171:VAL:HG11	1.89	0.73
1:N:100:ALA:HA	1:N:103:LEU:HD13	1.69	0.73
1:B:133:VAL:HA	1:B:393:THR:O	1.88	0.73
1:J:89:VAL:HG12	1:J:490:VAL:HG23	1.69	0.73
1:F:364:GLY:HA3	1:F:370:LEU:CD1	2.18	0.73
1:H:313:VAL:HG13	1:H:352:VAL:HG21	1.71	0.73
1:J:492:LEU:HD13	1:J:493:SER:N	2.04	0.73
1:G:124:ALA:HA	1:G:491:LEU:HD13	1.71	0.73
1:E:116:GLY:O	1:E:119:GLU:HB2	1.86	0.73
1:A:283:ILE:HG22	1:A:300:GLU:HG3	1.69	0.73
1:K:140:VAL:HA	1:K:175:LEU:HD22	1.71	0.73
1:N:108:ILE:HG22	1:N:109:HIS:N	2.03	0.73
1:M:89:VAL:HG12	1:M:490:VAL:HG23	1.71	0.73
1:N:198:ASP:HA	1:N:363:ARG:O	1.89	0.72
1:O:128:LEU:O	1:O:129:LEU:HB2	1.89	0.72
1:G:128:LEU:HB3	1:G:129:LEU:HD13	1.71	0.72
1:N:59:LYS:HE2	1:N:76:ARG:HB2	1.70	0.72
1:G:334:LYS:HD3	1:G:351:GLY:HA3	1.71	0.72
1:M:500:VAL:HA	1:M:503:ARG:CD	2.19	0.72
1:O:145:ASP:OD1	1:O:171:VAL:HB	1.88	0.72
1:L:146:LEU:HD23	1:L:147:MET:H	1.54	0.72
1:D:188:VAL:HG13	1:D:377:LEU:HD21	1.69	0.72
1:E:502:LEU:O	1:E:502:LEU:HD13	1.89	0.72
1:N:399:CYS:SG	1:N:464:GLY:HA3	2.29	0.72

*Continued on next page...*

*Continued from previous page...*

Atom-1	Atom-2	Interatomic distance (Å)	Clash overlap (Å)
1:H:390:ASP:HB3	1:H:485:GLN:NE2	2.03	0.72
1:M:81:GLU:HA	1:M:81:GLU:OE1	1.88	0.72
1:P:157:LYS:HB3	1:P:159:LEU:HD11	1.71	0.72
1:E:324:HIS:O	1:E:329:LYS:HG2	1.89	0.72
1:B:146:LEU:HD23	1:B:147:MET:N	2.04	0.72
1:H:174:VAL:HG11	1:H:384:LEU:HB3	1.70	0.72
1:G:334:LYS:CD	1:G:351:GLY:HA3	2.18	0.72
1:I:148:ASN:HA	1:I:480:ILE:HA	1.70	0.72
1:G:236:ILE:HG22	1:G:237:LYS:N	2.03	0.72
1:B:27:LYS:HA	1:B:436:ILE:HD11	1.71	0.72
1:N:59:LYS:CE	1:N:76:ARG:HB2	2.18	0.72
1:A:362:LEU:HD13	1:A:373:ALA:HB1	1.72	0.72
1:A:154:LEU:HD21	1:A:163:LYS:HZ3	1.54	0.72
1:A:509:LYS:CB	1:F:61:ILE:HG21	2.15	0.72
1:C:159:LEU:HD12	1:C:372:GLU:HG3	1.71	0.72
1:L:401:GLU:HG2	1:L:433:LEU:HD22	1.71	0.72
1:D:324:HIS:O	1:D:329:LYS:HG2	1.89	0.72
1:C:214:ASN:O	1:C:215:GLN:HB2	1.90	0.72
1:G:450:ALA:CB	1:N:417:GLY:HA2	2.20	0.72
1:B:263:LYS:HA	1:B:266:VAL:HG12	1.71	0.72
1:J:146:LEU:CD1	1:J:171:VAL:HG13	2.19	0.72
1:L:319:ALA:HB3	1:P:289:GLN:HE22	1.55	0.72
1:K:149:ILE:O	1:K:152:THR:HG22	1.89	0.72
1:C:51:THR:HG21	1:C:56:THR:HB	1.71	0.72
1:N:283:ILE:HG22	1:N:300:GLU:HG3	1.70	0.72
1:K:146:LEU:HD23	1:K:147:MET:N	2.05	0.72
1:O:402:MET:SD	1:O:456:HIS:HB2	2.30	0.72
1:E:402:MET:SD	1:E:456:HIS:HB2	2.30	0.72
1:B:106:LYS:HG3	1:B:108:ILE:HG22	1.71	0.72
1:E:188:VAL:CG1	1:E:377:LEU:HD21	2.19	0.72
1:M:448:LEU:HD21	1:M:465:LEU:HD12	1.71	0.72
1:C:146:LEU:CD2	1:C:147:MET:H	2.03	0.72
1:C:146:LEU:HD21	1:C:167:THR:HG23	1.71	0.72
1:H:145:ASP:O	1:H:171:VAL:HG11	1.90	0.72
1:E:36:ASP:CG	1:E:158:LEU:HB2	2.10	0.72
1:K:124:ALA:HA	1:K:491:LEU:HD13	1.72	0.72
1:H:181:GLY:O	1:H:182:ASN:HB2	1.88	0.72
1:A:265:LYS:O	1:A:269:ILE:HB	1.89	0.72
1:E:192:LEU:HG	1:E:366:THR:HG23	1.71	0.72
1:I:154:LEU:HD22	1:I:167:THR:HB	1.72	0.72
1:H:146:LEU:CD1	1:H:171:VAL:HG13	2.18	0.72

*Continued on next page...*

*Continued from previous page...*

Atom-1	Atom-2	Interatomic distance (Å)	Clash overlap (Å)
1:O:283:ILE:HG22	1:O:300:GLU:HG3	1.71	0.72
1:L:214:ASN:O	1:L:215:GLN:HB2	1.90	0.72
1:F:214:ASN:O	1:F:215:GLN:HB2	1.89	0.72
1:K:214:ASN:O	1:K:215:GLN:HB2	1.89	0.71
1:P:448:LEU:HD21	1:P:465:LEU:HD12	1.69	0.71
1:K:31:GLY:C	1:K:156:SER:HA	2.10	0.71
1:B:145:ASP:O	1:B:171:VAL:HG11	1.89	0.71
1:B:157:LYS:HE3	1:B:379:ASP:OD2	1.90	0.71
1:O:369:ILE:O	1:O:372:GLU:HB3	1.90	0.71
1:G:145:ASP:OD1	1:G:171:VAL:HB	1.90	0.71
1:P:452:LEU:HD13	1:P:465:LEU:HD13	1.72	0.71
1:P:207:LEU:O	1:P:347:ILE:HG22	1.90	0.71
1:N:324:HIS:HB2	1:N:329:LYS:NZ	2.05	0.71
1:B:214:ASN:O	1:B:215:GLN:HB2	1.89	0.71
1:E:214:ASN:O	1:E:215:GLN:HB2	1.90	0.71
1:F:399:CYS:SG	1:F:464:GLY:HA3	2.30	0.71
1:K:79:ASP:HA	1:K:83:GLY:CA	2.20	0.71
1:C:126:GLN:NE2	1:C:408:VAL:HG12	2.05	0.71
1:G:475:MET:SD	1:G:480:ILE:HB	2.29	0.71
1:P:159:LEU:HD12	1:P:372:GLU:CD	2.11	0.71
1:O:148:ASN:HA	1:O:479:GLY:O	1.90	0.71
1:D:38:ILE:HG22	1:D:50:VAL:HG12	1.71	0.71
1:C:226:ILE:HG12	1:C:278:ILE:HG23	1.72	0.71
1:O:52:ASN:HB3	1:O:375:ARG:NH1	2.05	0.71
1:M:214:ASN:O	1:M:215:GLN:HB2	1.89	0.71
1:H:200:TYR:CD1	1:H:363:ARG:HD2	2.25	0.71
1:P:32:PRO:HA	1:P:155:SER:O	1.91	0.71
1:I:269:ILE:HG23	1:I:274:ILE:HG21	1.73	0.71
1:K:146:LEU:HD21	1:K:150:ALA:HB3	1.70	0.71
1:C:138:ASP:O	1:C:139:GLU:HB2	1.89	0.71
1:G:153:THR:HG21	1:G:379:ASP:HB3	1.72	0.71
1:P:324:HIS:HB2	1:P:329:LYS:NZ	2.05	0.71
1:L:126:GLN:OE1	1:L:411:LEU:HD11	1.89	0.71
1:G:114:ILE:HA	1:G:117:TRP:CE3	2.25	0.71
1:O:438:ALA:CB	1:O:448:LEU:HG	2.21	0.71
1:M:266:VAL:HB	1:M:290:LEU:HD21	1.72	0.71
1:P:82:VAL:O	1:P:386:GLN:HG3	1.91	0.71
1:N:402:MET:SD	1:N:456:HIS:HB2	2.29	0.71
1:F:111:GLN:O	1:F:114:ILE:HB	1.90	0.71
1:J:324:HIS:O	1:J:329:LYS:HG2	1.91	0.71
1:O:74:MET:O	1:O:77:VAL:HG12	1.90	0.71

*Continued on next page...*

*Continued from previous page...*

Atom-1	Atom-2	Interatomic distance (Å)	Clash overlap (Å)
1:F:39:LEU:HD11	1:F:57:ILE:HG13	1.71	0.71
1:D:372:GLU:HG3	1:D:375:ARG:NH2	2.06	0.71
1:A:79:ASP:HA	1:A:83:GLY:HA3	1.72	0.71
1:P:313:VAL:HG13	1:P:352:VAL:HB	1.73	0.71
1:J:59:LYS:HE2	1:J:76:ARG:HB2	1.73	0.71
1:O:483:SER:HB2	1:O:486:VAL:HG13	1.72	0.71
1:G:218:ARG:HD2	1:G:335:LEU:HD11	1.72	0.71
1:G:52:ASN:H	1:G:375:ARG:HD2	1.55	0.71
1:K:269:ILE:HG12	1:K:274:ILE:HG21	1.72	0.71
1:K:324:HIS:O	1:K:329:LYS:HG2	1.89	0.71
1:G:146:LEU:CD1	1:G:171:VAL:HG13	2.21	0.71
1:E:393:THR:HG22	1:E:483:SER:HA	1.73	0.71
1:A:225:LEU:HD13	1:A:329:LYS:HE2	1.72	0.71
1:O:207:LEU:HD22	1:O:208:ASP:H	1.55	0.71
1:K:399:CYS:SG	1:K:464:GLY:HA3	2.31	0.71
1:H:451:GLN:NE2	1:H:471:THR:HA	2.06	0.71
1:F:141:LYS:HG2	1:F:144:GLN:HB2	1.71	0.71
1:E:140:VAL:HA	1:E:175:LEU:HD22	1.70	0.71
1:F:372:GLU:HG3	1:F:375:ARG:NH2	2.06	0.71
1:J:32:PRO:CA	1:J:155:SER:HB2	2.20	0.71
1:K:92:LEU:HG	1:K:433:LEU:HD11	1.72	0.71
1:A:324:HIS:O	1:A:328:VAL:HG23	1.91	0.71
1:L:313:VAL:HG22	1:L:357:ALA:HB3	1.73	0.71
1:B:159:LEU:HD12	1:B:372:GLU:HG2	1.73	0.71
1:D:214:ASN:O	1:D:215:GLN:HB2	1.90	0.71
1:C:446:ALA:CB	1:L:108:ILE:HG12	2.21	0.71
1:G:145:ASP:O	1:G:171:VAL:HG11	1.91	0.71
1:L:448:LEU:HD11	1:L:465:LEU:HD11	1.71	0.71
1:E:433:LEU:O	1:E:436:ILE:HG22	1.90	0.71
1:G:128:LEU:O	1:G:129:LEU:HD22	1.90	0.71
1:I:269:ILE:HG23	1:I:274:ILE:CG2	2.21	0.71
1:O:266:VAL:HB	1:O:290:LEU:HD21	1.72	0.71
1:D:70:VAL:HG21	1:D:507:ILE:HD11	1.72	0.71
1:D:84:ASP:CG	1:D:379:ASP:HA	2.11	0.71
1:H:376:SER:HA	1:H:379:ASP:OD1	1.90	0.70
1:M:171:VAL:HG12	1:M:384:LEU:HG	1.73	0.70
1:N:133:VAL:HB	1:N:393:THR:C	2.11	0.70
1:C:125:ARG:O	1:C:129:LEU:HB2	1.91	0.70
1:E:206:LEU:CD2	1:E:346:LEU:HD11	2.20	0.70
1:K:119:GLU:HB3	1:K:423:MET:HE3	1.71	0.70
1:P:240:GLY:O	1:P:241:SER:HB2	1.89	0.70

*Continued on next page...*

*Continued from previous page...*

Atom-1	Atom-2	Interatomic distance (Å)	Clash overlap (Å)
1:C:500:VAL:HG21	1:C:504:VAL:HG23	1.72	0.70
1:M:74:MET:O	1:M:77:VAL:HG12	1.91	0.70
1:D:81:GLU:O	1:D:82:VAL:HG23	1.91	0.70
1:K:188:VAL:HG13	1:K:377:LEU:HD21	1.73	0.70
1:G:354:LEU:HD23	1:G:356:GLU:H	1.55	0.70
1:B:82:VAL:CG2	1:B:485:GLN:HB3	2.21	0.70
1:B:417:GLY:HA3	1:I:447:ASP:HA	1.73	0.70
1:C:140:VAL:H	1:C:178:LYS:NZ	1.90	0.70
1:M:325:PRO:O	1:M:326:GLU:HG3	1.90	0.70
1:H:176:ARG:NE	1:H:358:CYS:HB2	2.05	0.70
1:A:159:LEU:HD11	1:A:372:GLU:HG2	1.74	0.70
1:P:448:LEU:HD11	1:P:465:LEU:HD11	1.73	0.70
1:H:380:ALA:O	1:H:384:LEU:HD23	1.92	0.70
1:G:133:VAL:HG23	1:G:134:ASP:H	1.56	0.70
1:D:324:HIS:O	1:D:328:VAL:HG13	1.92	0.70
1:E:43:GLY:O	1:E:44:ARG:HG3	1.92	0.70
1:C:204:GLY:O	1:C:359:THR:HB	1.92	0.70
1:K:159:LEU:HD13	1:K:372:GLU:HG2	1.72	0.70
1:N:146:LEU:CB	1:N:171:VAL:HG21	2.18	0.70
1:A:32:PRO:HD3	1:A:467:MET:CE	2.22	0.70
1:O:214:ASN:O	1:O:215:GLN:HB2	1.89	0.70
1:C:27:LYS:HB2	1:C:436:ILE:CG1	2.22	0.70
1:J:79:ASP:HA	1:J:83:GLY:HA3	1.71	0.70
1:M:233:THR:HG21	1:M:261:LYS:HE3	1.74	0.70
1:D:191:LYS:HE3	1:D:346:LEU:HD11	1.72	0.70
1:J:145:ASP:O	1:J:171:VAL:HG11	1.92	0.70
1:D:204:GLY:HA3	1:D:349:PHE:O	1.91	0.70
1:I:512:PRO:O	1:I:513:ARG:HB2	1.90	0.70
1:G:209:LYS:HE2	1:G:301:HIS:O	1.92	0.70
1:K:88:SER:O	1:K:92:LEU:HD13	1.91	0.70
1:F:128:LEU:HD13	1:F:488:ARG:HG2	1.72	0.70
1:A:401:GLU:HG2	1:A:433:LEU:HD22	1.74	0.70
1:D:446:ALA:HB2	1:K:108:ILE:HD13	1.74	0.70
1:G:128:LEU:HD21	1:G:488:ARG:HG2	1.73	0.70
1:M:112:THR:HG22	1:M:418:LYS:HG2	1.73	0.70
1:I:399:CYS:SG	1:I:464:GLY:HA3	2.32	0.70
1:P:109:HIS:CE1	1:P:111:GLN:HG2	2.26	0.69
1:E:324:HIS:HB2	1:E:329:LYS:NZ	2.06	0.69
1:K:124:ALA:O	1:K:128:LEU:HG	1.92	0.69
1:F:59:LYS:HE2	1:F:76:ARG:HB2	1.74	0.69
1:A:36:ASP:H	1:C:503:ARG:HD2	1.57	0.69

*Continued on next page...*

*Continued from previous page...*

Atom-1	Atom-2	Interatomic distance (Å)	Clash overlap (Å)
1:G:214:ASN:O	1:G:215:GLN:HB2	1.91	0.69
1:F:433:LEU:O	1:F:436:ILE:HG22	1.91	0.69
1:F:324:HIS:HB2	1:F:329:LYS:NZ	2.06	0.69
1:E:324:HIS:ND1	1:E:325:PRO:HD3	2.07	0.69
1:B:74:MET:O	1:B:77:VAL:HG12	1.91	0.69
1:K:74:MET:O	1:K:77:VAL:HG12	1.91	0.69
1:M:114:ILE:HA	1:M:117:TRP:CE3	2.27	0.69
1:A:372:GLU:HA	1:A:375:ARG:HH12	1.56	0.69
1:I:146:LEU:CD1	1:I:171:VAL:HG13	2.20	0.69
1:F:146:LEU:CD1	1:F:171:VAL:HG13	2.22	0.69
1:E:188:VAL:HG11	1:E:377:LEU:HD11	1.73	0.69
1:H:59:LYS:HE2	1:H:76:ARG:HB2	1.72	0.69
1:E:145:ASP:O	1:E:171:VAL:HG11	1.91	0.69
1:A:173:ALA:CB	1:A:360:ILE:HD11	2.23	0.69
1:O:58:LEU:HB3	1:O:72:VAL:HG11	1.74	0.69
1:K:96:LEU:HD21	1:K:117:TRP:HZ2	1.56	0.69
1:B:146:LEU:CD2	1:B:147:MET:H	2.05	0.69
1:E:364:GLY:HA3	1:E:370:LEU:HD13	1.75	0.69
1:E:38:ILE:CD1	1:G:504:VAL:HG13	2.21	0.69
1:K:500:VAL:HG22	1:K:503:ARG:NH2	2.07	0.69
1:K:173:ALA:HB2	1:K:360:ILE:HD11	1.74	0.69
1:H:173:ALA:HB2	1:H:360:ILE:HD11	1.73	0.69
1:M:130:ASN:O	1:M:131:SER:HB3	1.92	0.69
1:P:268:ARG:O	1:P:271:LYS:HG2	1.93	0.69
1:F:148:ASN:HA	1:F:479:GLY:O	1.92	0.69
1:I:369:ILE:O	1:I:372:GLU:HB3	1.93	0.69
1:N:133:VAL:HG23	1:N:134:ASP:H	1.58	0.69
1:J:438:ALA:HB2	1:J:448:LEU:HG	1.74	0.69
1:A:74:MET:O	1:A:77:VAL:HG22	1.93	0.69
1:A:415:THR:O	1:A:420:ALA:HB2	1.92	0.69
1:G:146:LEU:HD23	1:G:147:MET:H	1.56	0.69
1:G:146:LEU:HD12	1:G:171:VAL:CG1	2.23	0.69
1:D:188:VAL:CG1	1:D:377:LEU:HD21	2.23	0.69
1:P:149:ILE:O	1:P:152:THR:HG22	1.93	0.69
1:H:266:VAL:HB	1:H:290:LEU:HD21	1.75	0.69
1:K:146:LEU:HD23	1:K:147:MET:H	1.57	0.69
1:E:383:VAL:HG23	1:E:384:LEU:HD22	1.75	0.69
1:O:390:ASP:HB3	1:O:485:GLN:OE1	1.92	0.69
1:M:146:LEU:CD1	1:M:171:VAL:HG13	2.21	0.69
1:H:402:MET:SD	1:H:456:HIS:HB2	2.33	0.69
1:B:40:LEU:HB2	1:B:48:LEU:HD23	1.73	0.69

*Continued on next page...*



*Continued from previous page...*

Atom-1	Atom-2	Interatomic distance (Å)	Clash overlap (Å)
1:O:128:LEU:HD22	1:O:484:PHE:CZ	2.27	0.69
1:C:79:ASP:HA	1:C:83:GLY:HA2	1.73	0.69
1:M:354:LEU:HD23	1:M:356:GLU:H	1.56	0.69
1:I:116:GLY:O	1:I:119:GLU:HB2	1.92	0.69
1:G:101:GLU:O	1:G:104:ILE:HG12	1.92	0.69
1:N:101:GLU:O	1:N:104:ILE:HG12	1.93	0.69
1:L:74:MET:O	1:L:77:VAL:HG12	1.92	0.69
1:A:364:GLY:HA3	1:A:370:LEU:HD13	1.75	0.69
1:N:171:VAL:HA	1:N:384:LEU:HD23	1.74	0.69
1:J:178:LYS:NZ	1:J:388:VAL:HG21	2.08	0.69
1:O:146:LEU:HD21	1:O:167:THR:HG23	1.74	0.69
1:O:176:ARG:HH21	1:O:360:ILE:HG12	1.58	0.69
1:I:448:LEU:HD21	1:I:465:LEU:CD1	2.22	0.69
1:B:402:MET:SD	1:B:453:ARG:HA	2.32	0.69
1:E:122:LYS:O	1:E:125:ARG:HG2	1.92	0.69
1:N:109:HIS:CE1	1:N:111:GLN:HB2	2.28	0.69
1:F:206:LEU:HG	1:F:361:VAL:HG21	1.75	0.68
1:F:373:ALA:O	1:F:377:LEU:HG	1.93	0.68
1:P:27:LYS:HA	1:P:436:ILE:HD11	1.76	0.68
1:D:57:ILE:HG23	1:D:58:LEU:HD23	1.74	0.68
1:F:114:ILE:HA	1:F:117:TRP:CE3	2.29	0.68
1:F:362:LEU:CD1	1:F:377:LEU:HD23	2.21	0.68
1:C:206:LEU:HD21	1:C:346:LEU:HB3	1.75	0.68
1:N:216:PRO:CG	1:N:295:GLY:HA2	2.23	0.68
1:F:483:SER:O	1:F:486:VAL:HG22	1.93	0.68
1:B:369:ILE:O	1:B:372:GLU:HB3	1.94	0.68
1:L:133:VAL:HG23	1:L:134:ASP:H	1.58	0.68
1:D:269:ILE:HG23	1:D:274:ILE:HG21	1.75	0.68
1:L:106:LYS:CE	1:L:418:LYS:HE3	2.22	0.68
1:P:324:HIS:O	1:P:329:LYS:HG2	1.94	0.68
1:E:441:ALA:HB2	1:E:467:MET:HG2	1.74	0.68
1:A:145:ASP:OD1	1:A:171:VAL:HB	1.93	0.68
1:I:32:PRO:HD2	1:I:440:ASN:OD1	1.93	0.68
1:L:166:PHE:CE1	1:L:198:ASP:HB3	2.28	0.68
1:M:324:HIS:O	1:M:329:LYS:HG2	1.93	0.68
1:B:420:ALA:HB3	1:I:450:ALA:HB2	1.75	0.68
1:E:181:GLY:O	1:E:182:ASN:HB2	1.92	0.68
1:M:433:LEU:O	1:M:436:ILE:HG22	1.93	0.68
1:H:324:HIS:O	1:H:329:LYS:HG2	1.92	0.68
1:L:59:LYS:HE2	1:L:76:ARG:HB2	1.76	0.68
1:K:372:GLU:HG3	1:K:375:ARG:NH1	2.08	0.68

*Continued on next page...*

*Continued from previous page...*

Atom-1	Atom-2	Interatomic distance (Å)	Clash overlap (Å)
1:L:225:LEU:HD13	1:L:329:LYS:CE	2.24	0.68
1:A:475:MET:SD	1:A:480:ILE:HB	2.34	0.68
1:H:201:LEU:HD23	1:H:360:ILE:HG12	1.75	0.68
1:E:109:HIS:CE1	1:E:111:GLN:HB2	2.28	0.68
1:D:134:ASP:HA	1:D:395:TYR:CZ	2.28	0.68
1:J:159:LEU:HD12	1:J:372:GLU:HG2	1.73	0.68
1:G:365:ALA:HB3	1:G:367:GLN:HE22	1.58	0.68
1:F:27:LYS:HB2	1:F:436:ILE:HG13	1.75	0.68
1:K:128:LEU:HD22	1:K:488:ARG:HG2	1.75	0.68
1:K:79:ASP:HA	1:K:83:GLY:HA3	1.75	0.68
1:P:32:PRO:HD2	1:P:467:MET:SD	2.33	0.68
1:L:204:GLY:O	1:L:359:THR:HB	1.94	0.68
1:C:141:LYS:HG2	1:C:144:GLN:HB2	1.75	0.68
1:B:324:HIS:O	1:B:329:LYS:HG2	1.94	0.68
1:A:213:VAL:CG1	1:C:318:ILE:HG23	2.23	0.68
1:K:265:LYS:O	1:K:269:ILE:HB	1.93	0.68
1:N:269:ILE:HG23	1:N:274:ILE:CG2	2.24	0.68
1:K:392:ARG:HD2	1:K:484:PHE:CG	2.28	0.68
1:C:248:THR:O	1:C:251:VAL:HG12	1.94	0.68
1:D:402:MET:SD	1:D:456:HIS:HB2	2.34	0.68
1:L:364:GLY:HA3	1:L:370:LEU:HD13	1.75	0.68
1:D:511:ALA:H	1:D:512:PRO:HD2	1.59	0.68
1:B:372:GLU:HG3	1:B:375:ARG:HH21	1.57	0.68
1:E:163:LYS:HA	1:E:166:PHE:CD1	2.29	0.68
1:C:146:LEU:HD23	1:C:147:MET:N	2.08	0.68
1:M:163:LYS:HA	1:M:166:PHE:CD1	2.29	0.68
1:M:217:LYS:NZ	1:O:318:ILE:HD11	2.09	0.68
1:G:153:THR:CG2	1:G:379:ASP:HB3	2.24	0.68
1:J:433:LEU:O	1:J:436:ILE:HG22	1.94	0.68
1:G:450:ALA:HB3	1:N:417:GLY:HA2	1.74	0.68
1:B:82:VAL:HG21	1:B:485:GLN:HB3	1.76	0.68
1:B:216:PRO:HG2	1:B:295:GLY:HA2	1.76	0.68
1:B:75:SER:O	1:B:78:GLN:HB3	1.93	0.68
1:A:103:LEU:HD21	1:A:113:ILE:HG21	1.76	0.68
1:I:178:LYS:HB2	1:I:388:VAL:HG21	1.76	0.68
1:H:171:VAL:HG12	1:H:384:LEU:HD11	1.76	0.68
1:C:114:ILE:HA	1:C:117:TRP:CE3	2.29	0.68
1:F:146:LEU:HD12	1:F:171:VAL:CG1	2.22	0.68
1:L:166:PHE:CZ	1:L:198:ASP:HB3	2.29	0.68
1:M:32:PRO:CA	1:M:155:SER:HB3	2.24	0.68
1:E:188:VAL:HG13	1:E:377:LEU:HD21	1.76	0.68

*Continued on next page...*

*Continued from previous page...*

Atom-1	Atom-2	Interatomic distance (Å)	Clash overlap (Å)
1:N:433:LEU:O	1:N:436:ILE:HG22	1.93	0.68
1:K:114:ILE:HD11	1:K:502:LEU:HD23	1.76	0.68
1:L:364:GLY:HA3	1:L:370:LEU:CD1	2.23	0.68
1:O:122:LYS:O	1:O:126:GLN:HG2	1.93	0.68
1:F:74:MET:O	1:F:77:VAL:HG12	1.94	0.68
1:E:154:LEU:HD22	1:E:167:THR:HB	1.76	0.67
1:I:171:VAL:O	1:I:174:VAL:HG22	1.93	0.67
1:J:163:LYS:HA	1:J:166:PHE:CD1	2.29	0.67
1:N:58:LEU:HB3	1:N:72:VAL:CG1	2.23	0.67
1:D:36:ASP:OD2	1:D:158:LEU:HB2	1.94	0.67
1:M:160:THR:HA	1:M:163:LYS:HB3	1.76	0.67
1:L:146:LEU:CD1	1:L:171:VAL:HG13	2.25	0.67
1:N:39:LEU:HD11	1:N:57:ILE:HD11	1.76	0.67
1:D:118:ARG:HB2	1:D:118:ARG:CZ	2.22	0.67
1:I:132:ALA:O	1:I:133:VAL:HG22	1.93	0.67
1:K:141:LYS:HD2	1:K:144:GLN:HB2	1.76	0.67
1:L:4:ASP:OD1	1:L:508:ILE:HA	1.93	0.67
1:O:438:ALA:HB2	1:O:448:LEU:HG	1.76	0.67
1:I:59:LYS:HE2	1:I:76:ARG:CB	2.23	0.67
1:E:201:LEU:HD23	1:E:360:ILE:HG12	1.75	0.67
1:O:146:LEU:HB2	1:O:171:VAL:CG1	2.24	0.67
1:K:40:LEU:HD12	1:K:48:LEU:HD12	1.76	0.67
1:B:219:ILE:HD12	1:B:275:ASN:HB3	1.77	0.67
1:D:408:VAL:HA	1:D:411:LEU:HD12	1.75	0.67
1:F:438:ALA:HB2	1:F:448:LEU:HG	1.75	0.67
1:H:185:ALA:HA	1:H:309:ARG:HD3	1.75	0.67
1:D:205:PHE:HA	1:D:359:THR:OG1	1.95	0.67
1:M:399:CYS:SG	1:M:464:GLY:HA3	2.34	0.67
1:H:175:LEU:O	1:H:178:LYS:HG2	1.95	0.67
1:F:206:LEU:HD11	1:F:346:LEU:HD23	1.76	0.67
1:G:150:ALA:HB2	1:G:384:LEU:HD21	1.77	0.67
1:L:438:ALA:HB2	1:L:448:LEU:HG	1.76	0.67
1:F:116:GLY:N	1:F:422:ALA:HB1	2.10	0.67
1:N:513:ARG:HH11	1:N:513:ARG:HG3	1.58	0.67
1:K:483:SER:HB2	1:K:486:VAL:HG13	1.76	0.67
1:H:106:LYS:HE2	1:P:446:ALA:HB2	1.76	0.67
1:M:316:GLY:O	1:M:330:LEU:HB2	1.94	0.67
1:L:399:CYS:SG	1:L:464:GLY:HA3	2.34	0.67
1:M:38:ILE:H	1:M:38:ILE:HD12	1.59	0.67
1:O:32:PRO:HD2	1:O:467:MET:SD	2.34	0.67
1:D:96:LEU:HD13	1:D:97:LEU:N	2.09	0.67

*Continued on next page...*

*Continued from previous page...*

Atom-1	Atom-2	Interatomic distance (Å)	Clash overlap (Å)
1:P:433:LEU:O	1:P:436:ILE:HG22	1.95	0.67
1:D:446:ALA:HB1	1:K:418:LYS:CD	2.24	0.67
1:F:402:MET:SD	1:F:456:HIS:HB2	2.35	0.67
1:J:269:ILE:HG23	1:J:274:ILE:CG2	2.24	0.67
1:I:509:LYS:O	1:I:509:LYS:HD3	1.93	0.67
1:E:176:ARG:CZ	1:E:358:CYS:HB2	2.25	0.67
1:D:369:ILE:O	1:D:372:GLU:HB3	1.95	0.67
1:N:103:LEU:HG	1:N:113:ILE:HD13	1.76	0.67
1:G:111:GLN:HA	1:G:114:ILE:HG12	1.77	0.67
1:G:450:ALA:HB1	1:N:416:PRO:O	1.94	0.67
1:D:89:VAL:HG12	1:D:490:VAL:HG23	1.76	0.67
1:B:134:ASP:OD1	1:B:392:ARG:HA	1.95	0.67
1:B:132:ALA:O	1:B:133:VAL:HG22	1.95	0.67
1:B:408:VAL:HA	1:B:411:LEU:HD12	1.76	0.67
1:H:399:CYS:SG	1:H:464:GLY:HA3	2.35	0.67
1:E:219:ILE:HD11	1:E:336:ILE:HB	1.77	0.67
1:F:163:LYS:HD2	1:F:166:PHE:CG	2.30	0.67
1:F:369:ILE:O	1:F:372:GLU:HB3	1.95	0.67
1:C:280:ARG:HD3	1:C:304:PHE:HB2	1.76	0.67
1:B:101:GLU:O	1:B:104:ILE:HG12	1.94	0.67
1:L:475:MET:SD	1:L:480:ILE:HB	2.35	0.67
1:F:109:HIS:CE1	1:F:111:GLN:HG2	2.30	0.66
1:B:324:HIS:HB2	1:B:329:LYS:NZ	2.10	0.66
1:M:154:LEU:HD23	1:M:163:LYS:HG3	1.76	0.66
1:K:324:HIS:HB2	1:K:329:LYS:NZ	2.11	0.66
1:M:411:LEU:O	1:M:415:THR:HG23	1.95	0.66
1:B:483:SER:O	1:B:486:VAL:HG22	1.94	0.66
1:M:219:ILE:HD11	1:M:336:ILE:HB	1.77	0.66
1:A:109:HIS:CE1	1:A:111:GLN:HB2	2.30	0.66
1:M:192:LEU:HB2	1:M:343:GLU:OE2	1.94	0.66
1:F:39:LEU:O	1:F:48:LEU:HA	1.94	0.66
1:J:166:PHE:CZ	1:J:198:ASP:HB3	2.31	0.66
1:M:174:VAL:HG11	1:M:384:LEU:HB2	1.77	0.66
1:O:317:GLU:HB3	1:O:329:LYS:HG2	1.76	0.66
1:F:452:LEU:HD13	1:F:465:LEU:HD13	1.76	0.66
1:A:452:LEU:HD13	1:A:465:LEU:HD13	1.76	0.66
1:C:37:LYS:HD2	1:H:506:ASN:CB	2.25	0.66
1:P:402:MET:SD	1:P:456:HIS:HB2	2.36	0.66
1:H:59:LYS:HE2	1:H:76:ARG:CB	2.24	0.66
1:P:268:ARG:HH11	1:P:268:ARG:HG2	1.58	0.66
1:J:240:GLY:O	1:J:241:SER:HB2	1.96	0.66

*Continued on next page...*

*Continued from previous page...*

Atom-1	Atom-2	Interatomic distance (Å)	Clash overlap (Å)
1:M:64:ASP:HB3	1:M:66:PRO:HD2	1.77	0.66
1:H:159:LEU:HB3	1:H:372:GLU:HG2	1.76	0.66
1:K:452:LEU:HD13	1:K:465:LEU:HD13	1.77	0.66
1:J:324:HIS:O	1:J:328:VAL:HG22	1.95	0.66
1:K:188:VAL:CG1	1:K:377:LEU:HD21	2.25	0.66
1:G:85:GLY:O	1:G:153:THR:HG23	1.95	0.66
1:F:269:ILE:HG23	1:F:274:ILE:HG21	1.77	0.66
1:A:177:LEU:HD12	1:A:177:LEU:O	1.96	0.66
1:F:450:ALA:HA	1:O:417:GLY:CA	2.25	0.66
1:J:324:HIS:HB2	1:J:329:LYS:NZ	2.10	0.66
1:D:325:PRO:C	1:D:326:GLU:HG3	2.16	0.66
1:F:46:ALA:O	1:F:47:SER:HB2	1.94	0.66
1:C:450:ALA:HB2	1:L:418:LYS:CG	2.19	0.66
1:M:99:GLU:O	1:M:103:LEU:HD13	1.96	0.66
1:F:145:ASP:OD1	1:F:171:VAL:HB	1.95	0.66
1:O:133:VAL:HB	1:O:393:THR:O	1.95	0.66
1:L:79:ASP:HA	1:L:83:GLY:HA3	1.76	0.66
1:A:180:SER:HB2	1:A:389:LYS:HG3	1.78	0.66
1:E:236:ILE:HG23	1:E:237:LYS:H	1.60	0.66
1:B:154:LEU:HD21	1:B:163:LYS:HG3	1.76	0.66
1:J:154:LEU:HD23	1:J:163:LYS:HG3	1.78	0.66
1:J:174:VAL:HG11	1:J:384:LEU:HB2	1.77	0.66
1:P:114:ILE:HD11	1:P:502:LEU:HD22	1.78	0.66
1:D:101:GLU:O	1:D:104:ILE:HG12	1.95	0.66
1:K:15:SER:HB3	1:K:501:ILE:CG2	2.24	0.66
1:O:159:LEU:CD1	1:O:159:LEU:H	2.07	0.66
1:H:133:VAL:HG23	1:H:134:ASP:H	1.61	0.66
1:A:82:VAL:CG2	1:A:486:VAL:HG12	2.23	0.66
1:H:219:ILE:HD12	1:H:275:ASN:HB3	1.76	0.66
1:A:380:ALA:O	1:A:384:LEU:HD23	1.96	0.66
1:B:108:ILE:HG23	1:B:109:HIS:N	2.11	0.66
1:H:313:VAL:HG22	1:H:357:ALA:HB3	1.77	0.66
1:M:401:GLU:HG2	1:M:433:LEU:HD22	1.78	0.66
1:N:124:ALA:O	1:N:128:LEU:HB2	1.95	0.66
1:P:216:PRO:HG2	1:P:295:GLY:HA2	1.78	0.66
1:O:59:LYS:HE2	1:O:76:ARG:HB2	1.77	0.66
1:C:324:HIS:HB2	1:C:329:LYS:NZ	2.11	0.66
1:J:160:THR:HG23	1:J:164:ASP:HB3	1.78	0.66
1:A:92:LEU:O	1:A:95:GLU:HG2	1.96	0.66
1:H:450:ALA:HB1	1:P:415:THR:O	1.95	0.66
1:J:125:ARG:HA	1:J:128:LEU:HD12	1.77	0.66

*Continued on next page...*

*Continued from previous page...*

Atom-1	Atom-2	Interatomic distance (Å)	Clash overlap (Å)
1:P:209:LYS:NZ	1:P:302:ALA:HA	2.10	0.66
1:O:265:LYS:HE2	1:O:322:PHE:CE1	2.29	0.66
1:N:316:GLY:O	1:N:330:LEU:HB2	1.95	0.66
1:H:92:LEU:HD21	1:H:433:LEU:HD21	1.78	0.66
1:J:163:LYS:NZ	1:J:373:ALA:HA	2.11	0.66
1:A:501:ILE:O	1:A:502:LEU:HB2	1.96	0.66
1:A:58:LEU:HB3	1:A:72:VAL:CG1	2.26	0.66
1:L:216:PRO:HG2	1:L:295:GLY:HA2	1.76	0.66
1:K:483:SER:O	1:K:486:VAL:HG22	1.95	0.66
1:P:44:ARG:CG	1:P:44:ARG:HH11	2.09	0.66
1:E:232:ASP:HA	1:E:284:TYR:CD1	2.30	0.66
1:J:393:THR:HB	1:J:482:GLU:O	1.96	0.66
1:E:146:LEU:HD12	1:E:171:VAL:CG1	2.13	0.66
1:H:450:ALA:HB2	1:P:420:ALA:HB3	1.77	0.66
1:A:96:LEU:HD13	1:A:97:LEU:N	2.10	0.66
1:E:366:THR:H	1:E:370:LEU:HD22	1.60	0.65
1:L:145:ASP:O	1:L:171:VAL:HG11	1.96	0.65
1:L:146:LEU:HD12	1:L:171:VAL:HG13	1.76	0.65
1:B:38:ILE:O	1:F:507:ILE:HG23	1.96	0.65
1:A:438:ALA:HB2	1:A:448:LEU:HG	1.76	0.65
1:A:452:LEU:HA	1:A:472:ILE:HG21	1.78	0.65
1:B:108:ILE:HD13	1:B:418:LYS:HE2	1.78	0.65
1:C:324:HIS:ND1	1:C:325:PRO:HD3	2.12	0.65
1:A:503:ARG:NH2	1:F:158:LEU:HD22	2.11	0.65
1:A:28:SER:HB2	1:A:35:MET:SD	2.35	0.65
1:F:159:LEU:H	1:F:159:LEU:CD1	2.09	0.65
1:K:231:MET:HG3	1:K:283:ILE:HG13	1.78	0.65
1:F:450:ALA:HB2	1:O:418:LYS:H	1.61	0.65
1:P:191:LYS:HB3	1:P:363:ARG:HA	1.77	0.65
1:A:204:GLY:HA3	1:A:349:PHE:O	1.96	0.65
1:A:216:PRO:CG	1:A:295:GLY:HA2	2.26	0.65
1:K:146:LEU:CD2	1:K:147:MET:H	2.09	0.65
1:I:367:GLN:CG	1:I:369:ILE:HB	2.26	0.65
1:N:133:VAL:HG12	1:N:394:VAL:CG1	2.23	0.65
1:P:112:THR:HB	1:P:418:LYS:NZ	2.11	0.65
1:B:475:MET:SD	1:B:480:ILE:HB	2.36	0.65
1:J:88:SER:O	1:J:92:LEU:HD13	1.96	0.65
1:L:128:LEU:O	1:L:129:LEU:HD22	1.96	0.65
1:K:222:ALA:HA	1:K:275:ASN:OD1	1.96	0.65
1:E:146:LEU:HD23	1:E:147:MET:N	2.12	0.65
1:A:89:VAL:HG12	1:A:490:VAL:HG23	1.77	0.65

*Continued on next page...*

*Continued from previous page...*

Atom-1	Atom-2	Interatomic distance (Å)	Clash overlap (Å)
1:D:265:LYS:HE2	1:D:322:PHE:CE1	2.30	0.65
1:L:362:LEU:HD11	1:L:377:LEU:HD22	1.76	0.65
1:M:122:LYS:O	1:M:125:ARG:HB3	1.97	0.65
1:B:145:ASP:OD1	1:B:171:VAL:HB	1.95	0.65
1:K:372:GLU:O	1:K:375:ARG:HB3	1.96	0.65
1:C:171:VAL:HG12	1:C:384:LEU:HG	1.79	0.65
1:M:146:LEU:HD13	1:M:167:THR:O	1.96	0.65
1:G:159:LEU:HD23	1:G:163:LYS:HG2	1.79	0.65
1:I:189:ILE:HG22	1:I:190:LYS:N	2.08	0.65
1:K:325:PRO:C	1:K:326:GLU:HG3	2.17	0.65
1:E:452:LEU:HD13	1:E:465:LEU:HD13	1.78	0.65
1:A:204:GLY:O	1:A:359:THR:HB	1.97	0.65
1:D:132:ALA:HB2	1:D:461:THR:HG21	1.79	0.65
1:P:166:PHE:CZ	1:P:198:ASP:HB3	2.32	0.65
1:D:324:HIS:ND1	1:D:325:PRO:HD3	2.12	0.65
1:M:325:PRO:C	1:M:326:GLU:HG3	2.15	0.65
1:C:324:HIS:O	1:C:328:VAL:HG23	1.96	0.65
1:G:35:MET:O	1:G:36:ASP:HB2	1.97	0.65
1:P:226:ILE:HD13	1:P:307:VAL:HG13	1.78	0.65
1:F:216:PRO:HG2	1:F:295:GLY:HA2	1.78	0.65
1:H:139:GLU:O	1:H:140:VAL:HB	1.97	0.65
1:I:438:ALA:HB2	1:I:448:LEU:HG	1.77	0.65
1:B:109:HIS:NE2	1:B:111:GLN:HB2	2.11	0.65
1:P:216:PRO:CG	1:P:295:GLY:HA2	2.27	0.65
1:M:392:ARG:HG2	1:M:392:ARG:HH11	1.61	0.65
1:I:3:ALA:O	1:I:4:ASP:HB2	1.96	0.65
1:K:38:ILE:HD11	1:P:507:ILE:HD12	1.78	0.65
1:O:159:LEU:HD13	1:O:159:LEU:N	2.08	0.65
1:B:173:ALA:O	1:B:176:ARG:HG2	1.97	0.65
1:C:496:GLU:HG3	1:C:497:ALA:H	1.60	0.65
1:G:398:GLY:HA2	1:G:401:GLU:OE1	1.96	0.65
1:C:417:GLY:HA2	1:C:420:ALA:HB3	1.79	0.65
1:D:324:HIS:HB2	1:D:329:LYS:NZ	2.11	0.65
1:P:174:VAL:HG11	1:P:384:LEU:CB	2.27	0.65
1:H:173:ALA:HA	1:H:176:ARG:CZ	2.27	0.65
1:I:509:LYS:HD3	1:I:509:LYS:C	2.17	0.65
1:D:177:LEU:HD12	1:D:186:ILE:HD11	1.78	0.65
1:J:101:GLU:O	1:J:104:ILE:HG12	1.96	0.65
1:K:207:LEU:O	1:K:347:ILE:HG22	1.97	0.65
1:A:38:ILE:HG22	1:A:50:VAL:HB	1.79	0.65
1:E:171:VAL:HG12	1:E:384:LEU:HG	1.79	0.65

*Continued on next page...*

*Continued from previous page...*

Atom-1	Atom-2	Interatomic distance (Å)	Clash overlap (Å)
1:C:139:GLU:O	1:C:140:VAL:HB	1.97	0.65
1:O:186:ILE:HG23	1:O:360:ILE:HD12	1.78	0.65
1:G:206:LEU:HD13	1:G:206:LEU:C	2.17	0.65
1:P:159:LEU:N	1:P:159:LEU:HD13	2.11	0.65
1:A:185:ALA:HA	1:A:309:ARG:HB3	1.79	0.65
1:H:284:TYR:O	1:H:287:PRO:HD2	1.96	0.65
1:O:32:PRO:HA	1:O:155:SER:C	2.17	0.65
1:O:32:PRO:HA	1:O:155:SER:O	1.95	0.65
1:B:59:LYS:HE2	1:B:76:ARG:HB2	1.79	0.65
1:C:483:SER:O	1:C:486:VAL:HG22	1.97	0.65
1:I:128:LEU:O	1:I:129:LEU:HD22	1.97	0.65
1:P:122:LYS:HD3	1:P:423:MET:HE3	1.79	0.65
1:D:145:ASP:OD1	1:D:171:VAL:HB	1.96	0.65
1:K:40:LEU:H	1:P:508:ILE:HG22	1.62	0.65
1:G:448:LEU:HD21	1:G:465:LEU:HD12	1.78	0.65
1:N:324:HIS:O	1:N:329:LYS:HG2	1.97	0.65
1:L:178:LYS:NZ	1:L:388:VAL:HG13	2.12	0.65
1:A:154:LEU:HD21	1:A:163:LYS:NZ	2.12	0.64
1:C:159:LEU:HG	1:C:163:LYS:HG2	1.78	0.64
1:F:154:LEU:CD2	1:F:163:LYS:HG3	2.27	0.64
1:F:367:GLN:OE1	1:F:369:ILE:HB	1.96	0.64
1:P:269:ILE:HG23	1:P:274:ILE:CG2	2.24	0.64
1:L:139:GLU:O	1:L:140:VAL:HB	1.95	0.64
1:L:274:ILE:O	1:L:296:VAL:HG22	1.98	0.64
1:P:31:GLY:C	1:P:156:SER:HA	2.17	0.64
1:M:324:HIS:HB2	1:M:329:LYS:NZ	2.12	0.64
1:N:210:LYS:HE2	1:N:212:GLY:O	1.97	0.64
1:H:6:GLU:HB2	1:H:10:THR:HG22	1.79	0.64
1:B:58:LEU:HB3	1:B:72:VAL:HG11	1.79	0.64
1:I:192:LEU:HD21	1:I:366:THR:HG21	1.79	0.64
1:K:100:ALA:HA	1:K:103:LEU:HD13	1.79	0.64
1:C:171:VAL:CG1	1:C:384:LEU:HG	2.28	0.64
1:H:146:LEU:HD23	1:H:148:ASN:H	1.62	0.64
1:H:154:LEU:HD13	1:H:167:THR:OG1	1.98	0.64
1:F:138:ASP:O	1:F:139:GLU:HB2	1.98	0.64
1:D:190:LYS:HD3	1:D:190:LYS:C	2.16	0.64
1:C:434:PRO:HB3	1:C:452:LEU:CD2	2.27	0.64
1:A:140:VAL:HA	1:A:175:LEU:HD22	1.77	0.64
1:A:51:THR:HG21	1:A:57:ILE:HB	1.78	0.64
1:N:78:GLN:HG3	1:N:83:GLY:HA2	1.79	0.64
1:H:148:ASN:HB3	1:H:481:THR:CG2	2.27	0.64

*Continued on next page...*



*Continued from previous page...*

Atom-1	Atom-2	Interatomic distance (Å)	Clash overlap (Å)
1:I:483:SER:O	1:I:486:VAL:HG22	1.98	0.64
1:M:32:PRO:HA	1:M:155:SER:HB3	1.79	0.64
1:E:44:ARG:HH11	1:E:44:ARG:CG	2.10	0.64
1:F:313:VAL:HG22	1:F:357:ALA:HB3	1.78	0.64
1:J:74:MET:O	1:J:77:VAL:HG12	1.98	0.64
1:E:399:CYS:SG	1:E:464:GLY:HA3	2.36	0.64
1:K:206:LEU:HD21	1:K:346:LEU:HB3	1.80	0.64
1:F:124:ALA:HB1	1:F:491:LEU:HB3	1.79	0.64
1:F:154:LEU:HD22	1:F:167:THR:HB	1.80	0.64
1:L:188:VAL:HG11	1:L:377:LEU:CD2	2.27	0.64
1:L:163:LYS:HA	1:L:166:PHE:CD1	2.33	0.64
1:C:37:LYS:HD2	1:H:506:ASN:HB2	1.79	0.64
1:I:191:LYS:NZ	1:I:346:LEU:HD11	2.12	0.64
1:J:174:VAL:HG11	1:J:384:LEU:CB	2.27	0.64
1:A:59:LYS:HE2	1:A:76:ARG:HB2	1.80	0.64
1:J:283:ILE:HG22	1:J:300:GLU:HG3	1.79	0.64
1:D:35:MET:HE2	1:E:111:GLN:HG2	1.79	0.64
1:P:210:LYS:HE2	1:P:212:GLY:O	1.98	0.64
1:D:415:THR:HB	1:D:419:GLU:HB3	1.80	0.64
1:B:188:VAL:HG11	1:B:377:LEU:HD22	1.80	0.64
1:E:146:LEU:CD2	1:E:147:MET:H	2.09	0.64
1:F:159:LEU:HD23	1:F:163:LYS:HG2	1.80	0.64
1:H:402:MET:SD	1:H:453:ARG:HA	2.38	0.64
1:L:402:MET:SD	1:L:456:HIS:HB2	2.38	0.64
1:F:79:ASP:HA	1:F:83:GLY:HA2	1.79	0.64
1:H:128:LEU:HD11	1:H:488:ARG:HG2	1.78	0.64
1:C:225:LEU:HD13	1:C:329:LYS:HE3	1.79	0.64
1:E:368:GLN:HG2	1:G:70:VAL:HG12	1.80	0.64
1:L:497:ALA:O	1:L:500:VAL:HG22	1.98	0.64
1:O:312:LEU:O	1:O:354:LEU:HD22	1.96	0.64
1:D:421:VAL:HA	1:D:424:GLU:OE2	1.98	0.64
1:I:163:LYS:HA	1:I:166:PHE:CD1	2.33	0.64
1:D:32:PRO:CA	1:D:155:SER:HB3	2.26	0.64
1:G:190:LYS:HD3	1:G:371:ASP:HA	1.80	0.64
1:P:40:LEU:HG	1:P:48:LEU:HG	1.79	0.64
1:K:126:GLN:HE22	1:K:411:LEU:HD11	1.62	0.64
1:L:79:ASP:HA	1:L:83:GLY:HA2	1.80	0.64
1:N:39:LEU:O	1:N:48:LEU:HA	1.97	0.64
1:E:27:LYS:HB2	1:E:436:ILE:CD1	2.27	0.64
1:A:420:ALA:HB3	1:M:450:ALA:HB1	1.80	0.64
1:K:103:LEU:HG	1:K:113:ILE:HD13	1.80	0.64

*Continued on next page...*

*Continued from previous page...*

Atom-1	Atom-2	Interatomic distance (Å)	Clash overlap (Å)
1:N:483:SER:O	1:N:486:VAL:HG22	1.98	0.64
1:M:185:ALA:HA	1:M:309:ARG:NE	2.12	0.64
1:G:417:GLY:HA2	1:N:450:ALA:HB2	1.79	0.64
1:C:500:VAL:CG2	1:C:504:VAL:HG23	2.28	0.64
1:A:508:ILE:O	1:F:39:LEU:HB3	1.96	0.64
1:K:324:HIS:ND1	1:K:325:PRO:HD3	2.13	0.64
1:B:367:GLN:O	1:B:370:LEU:HB3	1.98	0.64
1:O:401:GLU:HG2	1:O:433:LEU:HD13	1.79	0.64
1:A:274:ILE:O	1:A:296:VAL:HG22	1.97	0.64
1:M:324:HIS:ND1	1:M:325:PRO:HD3	2.13	0.64
1:O:41:SER:HB2	1:O:45:ASP:OD2	1.98	0.64
1:E:89:VAL:HG12	1:E:490:VAL:HG23	1.78	0.64
1:F:209:LYS:HE2	1:F:301:HIS:O	1.98	0.64
1:K:367:GLN:O	1:K:368:GLN:HB3	1.98	0.64
1:E:145:ASP:OD1	1:E:171:VAL:HB	1.97	0.64
1:B:509:LYS:HG2	1:B:510:ALA:H	1.62	0.64
1:G:191:LYS:CE	1:G:346:LEU:HD11	2.28	0.64
1:G:269:ILE:HG23	1:G:274:ILE:CG2	2.28	0.64
1:L:352:VAL:HG22	1:L:355:GLY:H	1.63	0.64
1:M:31:GLY:O	1:M:156:SER:HA	1.97	0.64
1:B:448:LEU:HD21	1:B:465:LEU:HD12	1.78	0.64
1:G:32:PRO:HD2	1:G:440:ASN:OD1	1.98	0.63
1:G:233:THR:HG21	1:G:261:LYS:HE2	1.78	0.63
1:H:123:ALA:HA	1:H:126:GLN:NE2	2.13	0.63
1:O:31:GLY:O	1:O:156:SER:HA	1.98	0.63
1:M:126:GLN:NE2	1:M:411:LEU:HD11	2.13	0.63
1:P:475:MET:SD	1:P:480:ILE:HB	2.38	0.63
1:D:178:LYS:NZ	1:D:388:VAL:HA	2.13	0.63
1:C:128:LEU:HD22	1:C:484:PHE:CZ	2.33	0.63
1:F:127:ALA:HB2	1:F:404:MET:SD	2.38	0.63
1:M:334:LYS:HD2	1:M:351:GLY:HA3	1.78	0.63
1:C:146:LEU:HD21	1:C:150:ALA:HB3	1.80	0.63
1:O:114:ILE:HA	1:O:117:TRP:CE3	2.33	0.63
1:D:140:VAL:HA	1:D:175:LEU:HD22	1.79	0.63
1:M:231:MET:HG3	1:M:283:ILE:HG13	1.81	0.63
1:E:34:GLY:HA3	1:E:156:SER:HA	1.80	0.63
1:P:341:ILE:HD11	1:P:348:HIS:HE1	1.64	0.63
1:P:369:ILE:O	1:P:372:GLU:HB3	1.98	0.63
1:A:324:HIS:ND1	1:A:325:PRO:HD3	2.13	0.63
1:N:40:LEU:HD13	1:N:48:LEU:HD12	1.79	0.63
1:B:108:ILE:HG12	1:B:109:HIS:H	1.63	0.63

*Continued on next page...*

*Continued from previous page...*

Atom-1	Atom-2	Interatomic distance (Å)	Clash overlap (Å)
1:K:478:LEU:HB3	1:K:480:ILE:HD13	1.81	0.63
1:O:130:ASN:HD21	1:O:407:ALA:HB3	1.64	0.63
1:A:216:PRO:HG2	1:A:295:GLY:HA2	1.79	0.63
1:D:74:MET:O	1:D:77:VAL:HG12	1.99	0.63
1:M:59:LYS:HE2	1:M:76:ARG:HB2	1.81	0.63
1:B:211:ILE:HD12	1:B:211:ILE:H	1.64	0.63
1:H:148:ASN:HB3	1:H:481:THR:HG22	1.81	0.63
1:L:140:VAL:HA	1:L:175:LEU:HD22	1.81	0.63
1:J:265:LYS:HE2	1:J:322:PHE:CE1	2.34	0.63
1:L:269:ILE:HG23	1:L:274:ILE:HG21	1.79	0.63
1:C:317:GLU:HB2	1:C:329:LYS:HG2	1.80	0.63
1:E:204:GLY:HA3	1:E:349:PHE:O	1.99	0.63
1:I:146:LEU:HD21	1:I:167:THR:HG23	1.79	0.63
1:I:149:ILE:HB	1:I:482:GLU:HA	1.80	0.63
1:J:146:LEU:HD13	1:J:168:LYS:HA	1.81	0.63
1:O:387:THR:HA	1:O:390:ASP:OD2	1.99	0.63
1:F:174:VAL:HG12	1:F:381:LEU:HD22	1.81	0.63
1:D:274:ILE:O	1:D:296:VAL:HG22	1.99	0.63
1:E:119:GLU:O	1:E:122:LYS:HB3	1.98	0.63
1:A:106:LYS:HG2	1:A:108:ILE:HD11	1.79	0.63
1:P:181:GLY:HA3	1:P:356:GLU:OE2	1.97	0.63
1:J:364:GLY:HA3	1:J:370:LEU:HD11	1.81	0.63
1:F:159:LEU:HD13	1:F:159:LEU:N	2.12	0.63
1:E:207:LEU:HD22	1:E:208:ASP:H	1.61	0.63
1:H:219:ILE:HD11	1:H:336:ILE:HB	1.80	0.63
1:G:108:ILE:HG22	1:G:109:HIS:N	2.14	0.63
1:O:398:GLY:HA2	1:O:401:GLU:OE1	1.98	0.63
1:K:114:ILE:HA	1:K:117:TRP:CE3	2.34	0.63
1:G:11:ALA:HB1	1:G:505:ASP:O	1.99	0.63
1:P:133:VAL:HG13	1:P:134:ASP:H	1.63	0.63
1:L:38:ILE:HG12	1:M:504:VAL:CG1	2.29	0.63
1:I:324:HIS:O	1:I:329:LYS:HG2	1.99	0.63
1:O:82:VAL:HG13	1:O:83:GLY:N	2.14	0.63
1:H:433:LEU:O	1:H:436:ILE:HG22	1.99	0.63
1:F:31:GLY:HA2	1:F:86:THR:HG21	1.81	0.63
1:P:79:ASP:O	1:P:83:GLY:HA2	1.98	0.63
1:I:176:ARG:NE	1:I:358:CYS:HB2	2.13	0.63
1:I:140:VAL:HA	1:I:175:LEU:HD22	1.81	0.63
1:O:108:ILE:HG22	1:O:109:HIS:N	2.10	0.63
1:K:408:VAL:HA	1:K:411:LEU:HD12	1.79	0.63
1:I:317:GLU:HB3	1:I:329:LYS:HD3	1.81	0.63

*Continued on next page...*

*Continued from previous page...*

Atom-1	Atom-2	Interatomic distance (Å)	Clash overlap (Å)
1:M:438:ALA:CB	1:M:448:LEU:HG	2.29	0.63
1:K:316:GLY:O	1:K:330:LEU:HB2	1.99	0.63
1:E:99:GLU:HG3	1:E:425:SER:HB2	1.81	0.63
1:H:101:GLU:O	1:H:104:ILE:HG12	1.99	0.63
1:M:146:LEU:HD23	1:M:148:ASN:H	1.64	0.62
1:O:324:HIS:HB2	1:O:329:LYS:HE2	1.80	0.62
1:G:138:ASP:O	1:G:139:GLU:HB2	1.98	0.62
1:M:269:ILE:HG23	1:M:274:ILE:HG22	1.81	0.62
1:F:222:ALA:HA	1:F:275:ASN:OD1	1.98	0.62
1:H:420:ALA:HB3	1:P:450:ALA:HB2	1.80	0.62
1:D:450:ALA:HB2	1:D:453:ARG:HH21	1.64	0.62
1:P:207:LEU:HD11	1:P:209:LYS:HE3	1.79	0.62
1:M:265:LYS:HE2	1:M:322:PHE:CE2	2.34	0.62
1:N:448:LEU:HD21	1:N:465:LEU:HD12	1.80	0.62
1:O:126:GLN:O	1:O:130:ASN:HB3	1.98	0.62
1:B:452:LEU:HD13	1:B:465:LEU:HD13	1.79	0.62
1:P:28:SER:O	1:P:34:GLY:HA2	1.99	0.62
1:G:502:LEU:HD22	1:G:502:LEU:O	1.98	0.62
1:H:78:GLN:OE1	1:H:489:GLN:HG3	1.99	0.62
1:K:364:GLY:HA3	1:K:370:LEU:HD21	1.81	0.62
1:D:22:ILE:HD12	1:D:90:THR:HG22	1.79	0.62
1:G:14:SER:O	1:G:17:ILE:HG22	1.99	0.62
1:E:187:HIS:O	1:E:359:THR:HG23	1.99	0.62
1:H:364:GLY:HA3	1:H:370:LEU:HD13	1.81	0.62
1:K:146:LEU:HD13	1:K:167:THR:O	1.99	0.62
1:J:300:GLU:OE2	1:J:301:HIS:HB2	1.99	0.62
1:H:364:GLY:HA3	1:H:370:LEU:CD1	2.29	0.62
1:B:143:ARG:HA	1:B:143:ARG:HE	1.64	0.62
1:G:131:SER:HB2	1:G:403:LEU:HD23	1.81	0.62
1:E:444:ASP:OD1	1:J:108:ILE:HD12	1.99	0.62
1:J:96:LEU:C	1:J:96:LEU:HD13	2.20	0.62
1:F:100:ALA:HA	1:F:103:LEU:HD13	1.81	0.62
1:M:57:ILE:HG23	1:M:58:LEU:HD23	1.81	0.62
1:L:100:ALA:HA	1:L:103:LEU:HD22	1.80	0.62
1:B:163:LYS:HA	1:B:166:PHE:CD1	2.34	0.62
1:K:52:ASN:HB2	1:K:375:ARG:CZ	2.29	0.62
1:E:146:LEU:HD13	1:E:167:THR:O	2.00	0.62
1:C:166:PHE:CZ	1:C:198:ASP:HB3	2.34	0.62
1:G:341:ILE:HD12	1:G:346:LEU:HD12	1.82	0.62
1:A:324:HIS:HB2	1:A:329:LYS:NZ	2.14	0.62
1:H:324:HIS:HB2	1:H:329:LYS:NZ	2.14	0.62

*Continued on next page...*

*Continued from previous page...*

Atom-1	Atom-2	Interatomic distance (Å)	Clash overlap (Å)
1:I:191:LYS:HE3	1:I:191:LYS:HA	1.80	0.62
1:B:438:ALA:CB	1:B:448:LEU:HG	2.28	0.62
1:H:74:MET:O	1:H:77:VAL:HG12	1.98	0.62
1:B:447:ASP:HA	1:I:417:GLY:HA3	1.81	0.62
1:A:343:GLU:HG3	1:A:344:ASP:H	1.63	0.62
1:E:88:SER:O	1:E:92:LEU:HD13	1.98	0.62
1:M:82:VAL:HG13	1:M:83:GLY:N	2.13	0.62
1:J:146:LEU:HD12	1:J:171:VAL:CG1	2.29	0.62
1:F:112:THR:CG2	1:F:418:LYS:HE2	2.28	0.62
1:F:450:ALA:HA	1:O:417:GLY:H	1.64	0.62
1:K:114:ILE:HA	1:K:117:TRP:CZ3	2.35	0.62
1:F:352:VAL:HG22	1:F:355:GLY:H	1.63	0.62
1:M:141:LYS:HG3	1:M:144:GLN:HB2	1.80	0.62
1:I:74:MET:O	1:I:77:VAL:HG12	1.98	0.62
1:I:17:ILE:HA	1:I:20:ILE:HG22	1.81	0.62
1:A:367:GLN:HG3	1:A:370:LEU:N	2.15	0.62
1:J:139:GLU:O	1:J:140:VAL:HB	1.98	0.62
1:I:59:LYS:HE2	1:I:76:ARG:H	1.64	0.62
1:P:226:ILE:HG12	1:P:278:ILE:HG23	1.81	0.62
1:M:149:ILE:HG21	1:M:383:VAL:HG11	1.80	0.62
1:A:31:GLY:O	1:A:156:SER:HB3	1.99	0.62
1:B:334:LYS:CB	1:B:351:GLY:HA3	2.29	0.62
1:D:352:VAL:HG22	1:D:355:GLY:H	1.65	0.62
1:H:134:ASP:HB3	1:H:395:TYR:CE2	2.35	0.62
1:B:413:SER:O	1:I:454:ALA:HB2	2.00	0.62
1:O:407:ALA:O	1:O:410:GLN:HG2	1.99	0.62
1:I:176:ARG:CZ	1:I:358:CYS:HB2	2.29	0.62
1:G:143:ARG:HE	1:G:143:ARG:HA	1.65	0.62
1:A:84:ASP:HB3	1:A:379:ASP:OD1	1.98	0.62
1:L:280:ARG:HD2	1:L:304:PHE:HB2	1.82	0.62
1:I:7:ARG:HH22	1:O:513:ARG:HH21	1.47	0.62
1:L:266:VAL:HB	1:L:290:LEU:HD21	1.82	0.62
1:B:43:GLY:O	1:B:45:ASP:N	2.33	0.62
1:F:117:TRP:CD1	1:F:499:GLU:HB2	2.34	0.62
1:F:3:ALA:HA	1:F:511:ALA:HB3	1.79	0.62
1:C:392:ARG:O	1:C:484:PHE:HB2	1.99	0.62
1:K:20:ILE:HB	1:K:98:ARG:NH2	2.14	0.62
1:E:313:VAL:HG22	1:E:357:ALA:HB3	1.81	0.62
1:M:368:GLN:O	1:M:371:ASP:HB2	1.99	0.62
1:D:163:LYS:HA	1:D:166:PHE:CD1	2.35	0.62
1:H:171:VAL:O	1:H:175:LEU:HG	1.99	0.62

*Continued on next page...*

*Continued from previous page...*

Atom-1	Atom-2	Interatomic distance (Å)	Clash overlap (Å)
1:C:496:GLU:O	1:C:499:GLU:HB3	1.99	0.62
1:F:188:VAL:CG2	1:F:377:LEU:HD22	2.30	0.62
1:C:364:GLY:HA3	1:C:370:LEU:HD11	1.82	0.62
1:F:116:GLY:HA2	1:F:422:ALA:HB1	1.81	0.62
1:J:324:HIS:ND1	1:J:325:PRO:HD3	2.15	0.62
1:K:15:SER:HB3	1:K:501:ILE:HG23	1.80	0.62
1:H:82:VAL:HA	1:H:386:GLN:HG3	1.80	0.62
1:O:310:LEU:O	1:O:314:THR:HG22	1.99	0.62
1:H:146:LEU:HB2	1:H:171:VAL:CG2	2.30	0.62
1:A:173:ALA:HB2	1:A:360:ILE:HD11	1.81	0.62
1:M:35:MET:HE1	1:O:503:ARG:CZ	2.30	0.62
1:G:284:TYR:O	1:G:287:PRO:HD2	2.00	0.62
1:C:401:GLU:HG2	1:C:433:LEU:HD22	1.82	0.62
1:C:341:ILE:HD11	1:C:348:HIS:CE1	2.34	0.62
1:O:128:LEU:HD13	1:O:488:ARG:HG2	1.81	0.62
1:K:92:LEU:HD21	1:K:433:LEU:HD21	1.81	0.62
1:H:59:LYS:HE3	1:H:73:ASP:HA	1.82	0.62
1:D:58:LEU:HB3	1:D:72:VAL:HG11	1.82	0.62
1:O:141:LYS:HG2	1:O:144:GLN:HB2	1.82	0.62
1:M:188:VAL:HB	1:M:377:LEU:HD22	1.82	0.62
1:E:161:HIS:HA	1:G:118:ARG:HH21	1.65	0.62
1:J:163:LYS:HD2	1:J:166:PHE:CG	2.34	0.62
1:J:175:LEU:O	1:J:178:LYS:HD2	2.00	0.62
1:H:265:LYS:HZ2	1:H:287:PRO:HG3	1.64	0.62
1:C:131:SER:OG	1:C:403:LEU:HD11	1.99	0.62
1:D:483:SER:O	1:D:486:VAL:HG22	2.00	0.62
1:E:44:ARG:HG3	1:E:44:ARG:HH11	1.65	0.62
1:P:173:ALA:HA	1:P:176:ARG:NH1	2.14	0.62
1:J:173:ALA:O	1:J:176:ARG:HG2	2.00	0.62
1:G:59:LYS:HE2	1:G:76:ARG:HB2	1.82	0.62
1:B:163:LYS:HD2	1:B:166:PHE:CD1	2.35	0.61
1:H:171:VAL:HG12	1:H:384:LEU:CD1	2.30	0.61
1:O:324:HIS:ND1	1:O:325:PRO:HD3	2.14	0.61
1:K:500:VAL:HA	1:K:503:ARG:HE	1.65	0.61
1:D:96:LEU:HD13	1:D:97:LEU:HD12	1.82	0.61
1:G:146:LEU:CD2	1:G:167:THR:HG23	2.30	0.61
1:C:265:LYS:HE2	1:C:322:PHE:CE1	2.35	0.61
1:B:496:GLU:O	1:B:500:VAL:HG23	2.00	0.61
1:O:434:PRO:HB3	1:O:452:LEU:CD2	2.30	0.61
1:E:210:LYS:HD2	1:E:345:LYS:CE	2.30	0.61
1:N:216:PRO:HG3	1:N:295:GLY:HA2	1.82	0.61

*Continued on next page...*

*Continued from previous page...*

Atom-1	Atom-2	Interatomic distance (Å)	Clash overlap (Å)
1:B:37:LYS:O	1:B:50:VAL:HA	1.99	0.61
1:N:127:ALA:H	1:N:130:ASN:ND2	1.98	0.61
1:H:204:GLY:HA3	1:H:349:PHE:O	2.00	0.61
1:E:141:LYS:HG2	1:E:144:GLN:HB2	1.82	0.61
1:F:500:VAL:HA	1:F:503:ARG:HD2	1.82	0.61
1:E:154:LEU:HD22	1:E:167:THR:CB	2.30	0.61
1:A:402:MET:SD	1:A:453:ARG:HA	2.39	0.61
1:E:324:HIS:O	1:E:328:VAL:HG22	1.99	0.61
1:N:274:ILE:O	1:N:296:VAL:HG22	1.99	0.61
1:J:59:LYS:HE3	1:J:73:ASP:HA	1.81	0.61
1:P:152:THR:CB	1:P:480:ILE:HG23	2.29	0.61
1:B:149:ILE:HG21	1:B:387:THR:OG1	2.00	0.61
1:B:28:SER:O	1:B:34:GLY:HA2	2.00	0.61
1:A:159:LEU:HD13	1:A:159:LEU:N	2.08	0.61
1:I:163:LYS:O	1:I:166:PHE:HB2	2.01	0.61
1:H:166:PHE:CZ	1:H:198:ASP:HB3	2.35	0.61
1:E:338:GLU:HG3	1:E:347:ILE:HG22	1.82	0.61
1:K:265:LYS:HE2	1:K:322:PHE:CE1	2.35	0.61
1:L:3:ALA:O	1:L:508:ILE:HG23	2.00	0.61
1:H:480:ILE:H	1:H:480:ILE:HD13	1.64	0.61
1:L:92:LEU:HA	1:L:95:GLU:OE2	2.01	0.61
1:P:185:ALA:HA	1:P:309:ARG:CD	2.30	0.61
1:B:57:ILE:HG23	1:B:58:LEU:HD22	1.82	0.61
1:P:399:CYS:SG	1:P:464:GLY:HA3	2.40	0.61
1:N:233:THR:HG21	1:N:261:LYS:HE2	1.82	0.61
1:O:161:HIS:CD2	1:O:162:HIS:H	2.17	0.61
1:K:7:ARG:H	1:K:10:THR:HG22	1.66	0.61
1:A:166:PHE:CE1	1:A:198:ASP:HB2	2.35	0.61
1:M:166:PHE:CZ	1:M:198:ASP:HB3	2.34	0.61
1:P:231:MET:HG3	1:P:283:ILE:HG13	1.82	0.61
1:E:58:LEU:HB3	1:E:72:VAL:CG1	2.30	0.61
1:L:483:SER:O	1:L:486:VAL:HG22	2.01	0.61
1:N:513:ARG:NH1	1:N:513:ARG:HG3	2.15	0.61
1:F:216:PRO:CG	1:F:295:GLY:HA2	2.30	0.61
1:P:122:LYS:O	1:P:125:ARG:HG2	1.99	0.61
1:G:74:MET:O	1:G:77:VAL:HG12	2.00	0.61
1:P:58:LEU:HB3	1:P:72:VAL:HG11	1.81	0.61
1:E:59:LYS:HE2	1:E:76:ARG:HB2	1.82	0.61
1:P:192:LEU:HA	1:P:366:THR:CG2	2.30	0.61
1:F:114:ILE:HD11	1:F:502:LEU:HD12	1.82	0.61
1:N:159:LEU:HD23	1:N:160:THR:N	2.15	0.61

*Continued on next page...*

*Continued from previous page...*

Atom-1	Atom-2	Interatomic distance (Å)	Clash overlap (Å)
1:O:324:HIS:O	1:O:328:VAL:HG22	2.00	0.61
1:G:32:PRO:HA	1:G:155:SER:O	2.00	0.61
1:P:274:ILE:O	1:P:296:VAL:HG22	2.01	0.61
1:K:96:LEU:HD21	1:K:117:TRP:CZ2	2.36	0.61
1:O:100:ALA:HA	1:O:103:LEU:HD12	1.83	0.61
1:J:475:MET:SD	1:J:480:ILE:HB	2.40	0.61
1:B:99:GLU:HG3	1:B:425:SER:HB2	1.81	0.61
1:M:41:SER:HB3	1:M:45:ASP:OD2	2.00	0.61
1:M:134:ASP:HB3	1:M:393:THR:OG1	2.01	0.61
1:D:166:PHE:CZ	1:D:198:ASP:HB3	2.35	0.61
1:J:236:ILE:HG23	1:J:238:ILE:H	1.64	0.61
1:B:508:ILE:O	1:B:509:LYS:HB2	1.98	0.61
1:L:108:ILE:HG22	1:L:109:HIS:N	2.16	0.61
1:H:447:ASP:HB2	1:P:418:LYS:HD3	1.82	0.61
1:G:148:ASN:HA	1:G:479:GLY:O	2.01	0.61
1:P:159:LEU:HB3	1:P:372:GLU:OE1	2.00	0.61
1:D:446:ALA:CA	1:K:108:ILE:HD13	2.31	0.61
1:L:114:ILE:HD11	1:L:502:LEU:CD2	2.31	0.61
1:O:82:VAL:CG2	1:O:486:VAL:HG12	2.31	0.61
1:M:402:MET:SD	1:M:456:HIS:HB2	2.40	0.61
1:K:187:HIS:O	1:K:359:THR:HG23	2.01	0.61
1:D:390:ASP:HB3	1:D:485:GLN:HE22	1.64	0.61
1:K:101:GLU:O	1:K:104:ILE:HG23	2.01	0.61
1:P:188:VAL:HB	1:P:377:LEU:HD13	1.82	0.61
1:C:417:GLY:H	1:L:450:ALA:HA	1.63	0.61
1:L:114:ILE:HA	1:L:117:TRP:CE3	2.36	0.61
1:O:396:GLY:HA3	1:O:480:ILE:HG22	1.83	0.61
1:P:280:ARG:HA	1:P:302:ALA:O	2.00	0.61
1:P:149:ILE:HG21	1:P:387:THR:OG1	2.01	0.61
1:H:317:GLU:CB	1:H:329:LYS:HD3	2.30	0.61
1:K:191:LYS:HA	1:K:191:LYS:HE2	1.83	0.61
1:N:185:ALA:HB1	1:N:357:ALA:HB1	1.82	0.61
1:B:163:LYS:HE3	1:B:376:SER:CB	2.31	0.61
1:A:163:LYS:HG3	1:A:166:PHE:CD2	2.36	0.61
1:I:154:LEU:CD2	1:I:163:LYS:HG3	2.30	0.61
1:O:372:GLU:O	1:O:375:ARG:HB3	2.01	0.61
1:M:171:VAL:O	1:M:174:VAL:HG22	1.99	0.61
1:I:324:HIS:O	1:I:328:VAL:HG23	2.00	0.61
1:E:276:CYS:HA	1:E:297:MET:O	2.01	0.61
1:E:173:ALA:HA	1:E:176:ARG:CZ	2.31	0.61
1:K:146:LEU:HD11	1:K:150:ALA:HB3	1.81	0.61

*Continued on next page...*



*Continued from previous page...*

Atom-1	Atom-2	Interatomic distance (Å)	Clash overlap (Å)
1:C:146:LEU:HD22	1:C:168:LYS:HA	1.83	0.61
1:L:38:ILE:HD12	1:L:48:LEU:HD23	1.82	0.61
1:M:213:VAL:HG12	1:O:318:ILE:HG23	1.80	0.61
1:C:284:TYR:O	1:C:287:PRO:HD2	2.01	0.61
1:F:324:HIS:ND1	1:F:325:PRO:HD3	2.16	0.61
1:P:438:ALA:HB2	1:P:448:LEU:HG	1.81	0.61
1:A:128:LEU:O	1:A:129:LEU:HB3	1.99	0.61
1:P:171:VAL:O	1:P:175:LEU:HG	2.01	0.61
1:K:475:MET:SD	1:K:480:ILE:HB	2.40	0.61
1:E:176:ARG:NE	1:E:358:CYS:HB2	2.15	0.61
1:B:438:ALA:HB2	1:B:448:LEU:HG	1.82	0.61
1:D:390:ASP:HB3	1:D:485:GLN:OE1	2.00	0.61
1:D:433:LEU:O	1:D:436:ILE:HG22	2.01	0.61
1:O:171:VAL:HG12	1:O:384:LEU:CD1	2.31	0.61
1:D:32:PRO:HD2	1:D:467:MET:SD	2.40	0.61
1:O:177:LEU:CD1	1:O:186:ILE:HD11	2.27	0.61
1:J:322:PHE:HA	1:J:324:HIS:CD2	2.35	0.61
1:I:63:VAL:HG12	1:I:64:ASP:HB3	1.82	0.61
1:H:39:LEU:O	1:H:48:LEU:HA	2.01	0.61
1:B:111:GLN:HA	1:B:114:ILE:HG12	1.82	0.61
1:K:114:ILE:HD11	1:K:502:LEU:CD2	2.30	0.61
1:K:233:THR:O	1:K:234:ASP:HB3	2.01	0.61
1:G:65:ASN:CG	1:G:66:PRO:HD3	2.21	0.61
1:N:159:LEU:HD12	1:N:372:GLU:HB3	1.82	0.60
1:B:503:ARG:HB3	1:G:369:ILE:HG21	1.82	0.60
1:N:79:ASP:HA	1:N:83:GLY:HA3	1.83	0.60
1:H:192:LEU:O	1:H:366:THR:HG22	2.00	0.60
1:A:159:LEU:HD11	1:A:372:GLU:CG	2.31	0.60
1:A:38:ILE:HG22	1:A:50:VAL:CB	2.31	0.60
1:I:96:LEU:HD13	1:I:96:LEU:C	2.21	0.60
1:J:364:GLY:HA3	1:J:370:LEU:CD1	2.31	0.60
1:M:145:ASP:O	1:M:171:VAL:HG11	2.01	0.60
1:F:171:VAL:O	1:F:175:LEU:HG	2.01	0.60
1:P:317:GLU:HB2	1:P:329:LYS:HD3	1.83	0.60
1:M:313:VAL:HG13	1:M:352:VAL:CB	2.30	0.60
1:K:176:ARG:HH12	1:K:201:LEU:HD21	1.66	0.60
1:G:390:ASP:HB3	1:G:485:GLN:HE22	1.66	0.60
1:I:216:PRO:HG2	1:I:295:GLY:HA2	1.83	0.60
1:J:52:ASN:ND2	1:J:157:LYS:HA	2.16	0.60
1:D:211:ILE:CD1	1:D:297:MET:HG3	2.30	0.60
1:G:38:ILE:HD12	1:G:48:LEU:HD11	1.83	0.60

*Continued on next page...*

*Continued from previous page...*

Atom-1	Atom-2	Interatomic distance (Å)	Clash overlap (Å)
1:A:450:ALA:HB3	1:M:417:GLY:HA2	1.81	0.60
1:A:504:VAL:HG11	1:F:38:ILE:H	1.66	0.60
1:A:226:ILE:O	1:A:329:LYS:HE3	2.01	0.60
1:I:146:LEU:HB2	1:I:171:VAL:CG2	2.31	0.60
1:A:188:VAL:HG13	1:A:377:LEU:HD21	1.83	0.60
1:L:317:GLU:HB2	1:L:329:LYS:HG2	1.82	0.60
1:J:317:GLU:HB3	1:J:329:LYS:HD3	1.82	0.60
1:B:187:HIS:O	1:B:359:THR:HG23	2.01	0.60
1:I:226:ILE:HG12	1:I:278:ILE:HG23	1.83	0.60
1:A:325:PRO:C	1:A:326:GLU:HG3	2.21	0.60
1:H:341:ILE:O	1:H:343:GLU:N	2.34	0.60
1:B:103:LEU:O	1:B:106:LYS:HB3	2.01	0.60
1:C:128:LEU:HD13	1:C:484:PHE:HZ	1.67	0.60
1:M:394:VAL:HG23	1:M:482:GLU:HB2	1.83	0.60
1:C:219:ILE:HD12	1:C:275:ASN:HB3	1.82	0.60
1:I:51:THR:HG21	1:I:56:THR:HB	1.83	0.60
1:E:417:GLY:H	1:J:450:ALA:HB3	1.66	0.60
1:I:396:GLY:HA3	1:I:480:ILE:HG22	1.82	0.60
1:B:211:ILE:H	1:B:211:ILE:HD13	1.64	0.60
1:O:171:VAL:HG12	1:O:384:LEU:HD13	1.82	0.60
1:H:59:LYS:CE	1:H:76:ARG:HB2	2.31	0.60
1:D:177:LEU:HA	1:D:356:GLU:O	2.01	0.60
1:J:173:ALA:HB2	1:J:360:ILE:HD11	1.83	0.60
1:J:280:ARG:HD2	1:J:304:PHE:HB2	1.83	0.60
1:M:173:ALA:CB	1:M:360:ILE:HD11	2.32	0.60
1:K:63:VAL:HG22	1:P:509:LYS:HE2	1.83	0.60
1:C:431:ARG:CZ	1:C:431:ARG:HA	2.31	0.60
1:E:483:SER:O	1:E:486:VAL:HG22	2.02	0.60
1:E:225:LEU:HD11	1:E:324:HIS:ND1	2.16	0.60
1:M:452:LEU:HD13	1:M:465:LEU:HD13	1.82	0.60
1:H:324:HIS:ND1	1:H:325:PRO:HD3	2.16	0.60
1:A:114:ILE:HA	1:A:117:TRP:CZ3	2.36	0.60
1:C:209:LYS:HE2	1:C:301:HIS:O	2.02	0.60
1:K:159:LEU:HD23	1:K:159:LEU:H	1.66	0.60
1:H:146:LEU:HB2	1:H:171:VAL:HG21	1.84	0.60
1:C:188:VAL:HA	1:C:360:ILE:O	2.02	0.60
1:O:176:ARG:NH2	1:O:360:ILE:HG12	2.15	0.60
1:F:173:ALA:HB1	1:F:360:ILE:HD11	1.82	0.60
1:G:149:ILE:HB	1:G:481:THR:O	2.02	0.60
1:J:32:PRO:N	1:J:155:SER:HB2	2.16	0.60
1:B:30:LEU:HD22	1:B:436:ILE:HD13	1.84	0.60

*Continued on next page...*

*Continued from previous page...*

Atom-1	Atom-2	Interatomic distance (Å)	Clash overlap (Å)
1:P:138:ASP:O	1:P:139:GLU:HB2	2.02	0.60
1:N:265:LYS:HE2	1:N:322:PHE:CE1	2.36	0.60
1:K:188:VAL:HG22	1:K:377:LEU:HD21	1.84	0.60
1:O:57:ILE:HG23	1:O:58:LEU:HD22	1.84	0.60
1:F:32:PRO:O	1:F:33:LYS:HD2	2.02	0.60
1:I:173:ALA:HA	1:I:176:ARG:NH1	2.16	0.60
1:G:122:LYS:O	1:G:126:GLN:HG3	2.02	0.60
1:C:101:GLU:O	1:C:104:ILE:HG12	2.01	0.60
1:C:132:ALA:N	1:C:461:THR:HG21	2.16	0.60
1:N:380:ALA:O	1:N:384:LEU:HD13	2.01	0.60
1:B:274:ILE:O	1:B:296:VAL:HG22	2.02	0.60
1:N:207:LEU:O	1:N:347:ILE:HG22	2.01	0.60
1:D:96:LEU:CD1	1:D:97:LEU:HD12	2.32	0.60
1:D:448:LEU:HD21	1:D:465:LEU:CD1	2.31	0.60
1:F:37:LYS:O	1:F:50:VAL:HA	2.01	0.60
1:I:39:LEU:HD13	1:N:512:PRO:HB3	1.82	0.60
1:C:79:ASP:HA	1:C:83:GLY:HA3	1.82	0.60
1:J:412:ALA:HB1	1:J:424:GLU:HB3	1.83	0.60
1:L:341:ILE:HG23	1:L:363:ARG:NH2	2.16	0.60
1:I:59:LYS:HE2	1:I:76:ARG:HB2	1.82	0.60
1:C:325:PRO:C	1:C:326:GLU:HG3	2.22	0.60
1:I:125:ARG:O	1:I:128:LEU:HB2	2.02	0.60
1:I:191:LYS:HZ3	1:I:346:LEU:HD11	1.67	0.60
1:C:155:SER:HA	1:C:160:THR:HG21	1.84	0.60
1:B:312:LEU:O	1:B:354:LEU:HD22	2.02	0.60
1:I:154:LEU:CD2	1:I:167:THR:HB	2.31	0.60
1:G:109:HIS:NE2	1:G:111:GLN:HG2	2.16	0.60
1:P:313:VAL:CG1	1:P:352:VAL:HB	2.31	0.60
1:E:317:GLU:HB3	1:E:329:LYS:HD3	1.82	0.60
1:A:265:LYS:HE2	1:A:322:PHE:CE1	2.37	0.60
1:D:191:LYS:NZ	1:D:344:ASP:HB3	2.17	0.60
1:N:126:GLN:HA	1:N:130:ASN:HD21	1.65	0.60
1:C:451:GLN:NE2	1:C:471:THR:HA	2.16	0.60
1:I:425:SER:O	1:I:428:LYS:HG2	2.02	0.60
1:E:218:ARG:HD2	1:E:335:LEU:HD11	1.83	0.60
1:B:32:PRO:HA	1:B:155:SER:C	2.21	0.60
1:A:104:ILE:HG13	1:A:105:ALA:N	2.17	0.60
1:E:500:VAL:HA	1:E:503:ARG:HD2	1.84	0.60
1:K:146:LEU:HD11	1:K:150:ALA:CB	2.32	0.60
1:K:171:VAL:O	1:K:174:VAL:HG22	2.01	0.60
1:C:111:GLN:O	1:C:114:ILE:HB	2.01	0.60

*Continued on next page...*

*Continued from previous page...*

Atom-1	Atom-2	Interatomic distance (Å)	Clash overlap (Å)
1:K:188:VAL:HG23	1:K:360:ILE:O	2.02	0.60
1:D:37:LYS:HA	1:E:504:VAL:HG12	1.83	0.60
1:A:96:LEU:HA	1:A:99:GLU:OE2	2.01	0.60
1:J:182:ASN:CG	1:J:183:LEU:H	2.05	0.60
1:D:202:ASP:OD2	1:D:361:VAL:HG21	2.02	0.60
1:D:287:PRO:O	1:D:291:PHE:HD1	1.84	0.60
1:C:96:LEU:HD12	1:C:97:LEU:HD12	1.83	0.60
1:C:268:ARG:O	1:C:271:LYS:HG2	2.01	0.60
1:N:139:GLU:O	1:N:140:VAL:HB	2.02	0.59
1:B:324:HIS:CG	1:B:325:PRO:HD3	2.37	0.59
1:I:452:LEU:HD13	1:I:465:LEU:HD13	1.84	0.59
1:C:269:ILE:HG23	1:C:274:ILE:CG2	2.31	0.59
1:I:32:PRO:HA	1:I:155:SER:O	2.01	0.59
1:I:63:VAL:HG23	1:N:513:ARG:N	2.17	0.59
1:E:211:ILE:HD11	1:E:297:MET:HG3	1.84	0.59
1:I:274:ILE:O	1:I:296:VAL:HG22	2.02	0.59
1:D:58:LEU:HB3	1:D:72:VAL:CG1	2.32	0.59
1:M:38:ILE:HG22	1:M:50:VAL:HB	1.84	0.59
1:A:163:LYS:HG3	1:A:166:PHE:CE2	2.37	0.59
1:O:146:LEU:CG	1:O:147:MET:H	2.15	0.59
1:O:171:VAL:O	1:O:174:VAL:HG22	2.02	0.59
1:H:163:LYS:HA	1:H:166:PHE:CD1	2.37	0.59
1:G:163:LYS:HD2	1:G:166:PHE:CG	2.37	0.59
1:H:114:ILE:CD1	1:H:502:LEU:HD22	2.30	0.59
1:G:448:LEU:HD21	1:G:465:LEU:CD1	2.33	0.59
1:L:397:GLY:O	1:L:465:LEU:HD23	2.02	0.59
1:D:450:ALA:HB3	1:K:417:GLY:N	2.17	0.59
1:J:452:LEU:HD13	1:J:465:LEU:HD13	1.85	0.59
1:L:483:SER:HB2	1:L:486:VAL:HG13	1.84	0.59
1:G:128:LEU:HD11	1:G:488:ARG:HG2	1.84	0.59
1:M:283:ILE:HG22	1:M:300:GLU:HG3	1.84	0.59
1:G:14:SER:OG	1:G:507:ILE:HD13	2.02	0.59
1:G:408:VAL:HA	1:G:411:LEU:HD12	1.83	0.59
1:N:176:ARG:NE	1:N:358:CYS:HB2	2.17	0.59
1:A:38:ILE:HD11	1:C:504:VAL:HG13	1.83	0.59
1:G:159:LEU:HB2	1:G:163:LYS:HB2	1.84	0.59
1:G:40:LEU:HB2	1:G:48:LEU:HD12	1.83	0.59
1:E:39:LEU:O	1:E:48:LEU:HA	2.02	0.59
1:C:280:ARG:CD	1:C:304:PHE:HB2	2.31	0.59
1:K:132:ALA:CB	1:K:394:VAL:HA	2.32	0.59
1:K:91:VAL:HG11	1:K:436:ILE:HD12	1.84	0.59

*Continued on next page...*

*Continued from previous page...*

Atom-1	Atom-2	Interatomic distance (Å)	Clash overlap (Å)
1:N:24:ASP:O	1:N:27:LYS:HG2	2.03	0.59
1:P:44:ARG:HG3	1:P:44:ARG:HH11	1.68	0.59
1:C:89:VAL:HA	1:C:490:VAL:HG23	1.84	0.59
1:P:88:SER:O	1:P:92:LEU:HD13	2.02	0.59
1:N:222:ALA:HA	1:N:275:ASN:OD1	2.03	0.59
1:E:132:ALA:O	1:E:133:VAL:HG22	2.02	0.59
1:L:310:LEU:O	1:L:314:THR:HG22	2.02	0.59
1:B:171:VAL:O	1:B:175:LEU:HG	2.03	0.59
1:M:425:SER:O	1:M:428:LYS:HG2	2.02	0.59
1:E:325:PRO:C	1:E:326:GLU:HG3	2.23	0.59
1:O:483:SER:O	1:O:486:VAL:HG22	2.03	0.59
1:L:488:ARG:HG3	1:L:489:GLN:OE1	2.03	0.59
1:K:219:ILE:HB	1:K:275:ASN:HB3	1.84	0.59
1:G:411:LEU:HB3	1:G:423:MET:SD	2.43	0.59
1:J:312:LEU:O	1:J:354:LEU:HD22	2.02	0.59
1:B:284:TYR:O	1:B:287:PRO:HD2	2.03	0.59
1:C:161:HIS:CE1	1:C:369:ILE:HD13	2.37	0.59
1:P:341:ILE:HD11	1:P:348:HIS:CE1	2.37	0.59
1:J:159:LEU:HG	1:J:163:LYS:HG2	1.84	0.59
1:H:149:ILE:H	1:H:481:THR:HG22	1.66	0.59
1:M:154:LEU:CD2	1:M:163:LYS:HG3	2.32	0.59
1:K:32:PRO:HD2	1:K:467:MET:SD	2.43	0.59
1:A:437:ILE:HG23	1:A:467:MET:SD	2.42	0.59
1:B:188:VAL:CG1	1:B:377:LEU:HD22	2.32	0.59
1:B:116:GLY:O	1:B:119:GLU:HB2	2.02	0.59
1:F:85:GLY:O	1:F:153:THR:HA	2.02	0.59
1:L:16:PHE:HA	1:L:97:LEU:HD23	1.83	0.59
1:K:145:ASP:O	1:K:171:VAL:HG11	2.03	0.59
1:J:140:VAL:HA	1:J:175:LEU:HD22	1.84	0.59
1:G:226:ILE:HG12	1:G:278:ILE:HG23	1.83	0.59
1:F:190:LYS:HE3	1:F:371:ASP:OD1	2.02	0.59
1:E:502:LEU:C	1:E:502:LEU:HD13	2.22	0.59
1:E:443:TYR:HA	1:N:444:ASP:OD2	2.03	0.59
1:D:146:LEU:CD1	1:D:171:VAL:HG13	2.27	0.59
1:A:32:PRO:HA	1:A:155:SER:HB3	1.83	0.59
1:L:145:ASP:OD1	1:L:171:VAL:HB	2.01	0.59
1:C:287:PRO:O	1:C:291:PHE:HD1	1.86	0.59
1:C:283:ILE:HG22	1:C:300:GLU:HG3	1.84	0.59
1:F:3:ALA:HA	1:F:511:ALA:CB	2.33	0.59
1:G:33:LYS:HG2	1:G:158:LEU:HA	1.82	0.59
1:K:109:HIS:CE1	1:K:111:GLN:HB2	2.38	0.59

*Continued on next page...*

*Continued from previous page...*

Atom-1	Atom-2	Interatomic distance (Å)	Clash overlap (Å)
1:E:417:GLY:H	1:J:450:ALA:CB	2.15	0.59
1:E:154:LEU:HD21	1:E:163:LYS:NZ	2.17	0.59
1:O:171:VAL:O	1:O:175:LEU:HG	2.02	0.59
1:O:166:PHE:CZ	1:O:198:ASP:HB3	2.38	0.59
1:G:157:LYS:HE2	1:G:379:ASP:OD2	2.03	0.59
1:D:99:GLU:O	1:D:103:LEU:HD13	2.01	0.59
1:B:364:GLY:HA3	1:B:370:LEU:HD13	1.85	0.59
1:F:112:THR:HG21	1:F:418:LYS:CE	2.29	0.59
1:J:79:ASP:HA	1:J:83:GLY:HA2	1.84	0.59
1:N:269:ILE:HG23	1:N:274:ILE:HG21	1.84	0.59
1:E:211:ILE:HG22	1:E:288:GLU:OE1	2.02	0.59
1:I:402:MET:SD	1:I:453:ARG:HA	2.42	0.59
1:I:79:ASP:HA	1:I:83:GLY:HA2	1.84	0.59
1:K:210:LYS:HE2	1:K:212:GLY:O	2.02	0.59
1:G:204:GLY:HA3	1:G:349:PHE:O	2.03	0.59
1:A:53:ASP:HB2	1:A:375:ARG:NE	2.17	0.59
1:N:146:LEU:CD2	1:N:167:THR:HG23	2.32	0.59
1:B:338:GLU:OE1	1:B:345:LYS:HE3	2.02	0.59
1:I:448:LEU:HD11	1:I:465:LEU:HD11	1.85	0.59
1:L:141:LYS:HG2	1:L:144:GLN:HB2	1.84	0.59
1:F:274:ILE:O	1:F:296:VAL:HG22	2.03	0.59
1:L:269:ILE:HG23	1:L:274:ILE:HG22	1.85	0.59
1:P:310:LEU:O	1:P:314:THR:HG22	2.03	0.59
1:M:111:GLN:HA	1:M:114:ILE:HG12	1.85	0.59
1:P:51:THR:HG21	1:P:56:THR:HB	1.84	0.59
1:K:127:ALA:HB2	1:K:404:MET:SD	2.43	0.59
1:M:500:VAL:HA	1:M:503:ARG:HD3	1.84	0.59
1:C:408:VAL:HG23	1:C:427:ALA:HB1	1.85	0.59
1:B:38:ILE:HD12	1:B:48:LEU:HD22	1.83	0.59
1:K:106:LYS:HD3	1:K:108:ILE:HD12	1.85	0.59
1:A:146:LEU:HB2	1:A:171:VAL:HG21	1.85	0.59
1:P:103:LEU:O	1:P:106:LYS:HB2	2.03	0.59
1:C:226:ILE:HD11	1:C:310:LEU:HD12	1.85	0.59
1:K:176:ARG:NE	1:K:358:CYS:HB2	2.18	0.59
1:C:48:LEU:HD22	1:C:48:LEU:H	1.68	0.59
1:E:226:ILE:HG12	1:E:278:ILE:HG23	1.84	0.59
1:D:146:LEU:HD23	1:D:148:ASN:H	1.68	0.58
1:H:402:MET:HE2	1:H:453:ARG:HG2	1.85	0.58
1:N:117:TRP:CD1	1:N:495:ALA:HB1	2.39	0.58
1:P:154:LEU:HD22	1:P:167:THR:HB	1.85	0.58
1:C:219:ILE:HD11	1:C:336:ILE:HB	1.83	0.58

*Continued on next page...*

*Continued from previous page...*

Atom-1	Atom-2	Interatomic distance (Å)	Clash overlap (Å)
1:C:132:ALA:HB3	1:C:461:THR:HG21	1.85	0.58
1:I:111:GLN:O	1:I:114:ILE:HB	2.03	0.58
1:I:154:LEU:HD21	1:I:163:LYS:HG3	1.83	0.58
1:J:235:LYS:O	1:J:236:ILE:HG22	2.04	0.58
1:G:140:VAL:HA	1:G:175:LEU:HD22	1.85	0.58
1:P:380:ALA:O	1:P:384:LEU:HD22	2.03	0.58
1:E:236:ILE:HG23	1:E:237:LYS:N	2.17	0.58
1:A:203:GLU:HG2	1:A:350:SER:HB2	1.85	0.58
1:B:334:LYS:HB3	1:B:351:GLY:HA3	1.85	0.58
1:K:153:THR:HG21	1:K:379:ASP:HB3	1.83	0.58
1:N:116:GLY:O	1:N:119:GLU:HB2	2.02	0.58
1:O:334:LYS:CD	1:O:351:GLY:HA3	2.33	0.58
1:P:325:PRO:O	1:P:326:GLU:HG3	2.03	0.58
1:K:132:ALA:HB2	1:K:395:TYR:H	1.68	0.58
1:I:510:ALA:C	1:I:512:PRO:HD3	2.24	0.58
1:K:38:ILE:HG22	1:K:50:VAL:HG11	1.84	0.58
1:P:96:LEU:HD13	1:P:96:LEU:C	2.23	0.58
1:N:99:GLU:HG2	1:N:425:SER:HB2	1.84	0.58
1:J:109:HIS:CE1	1:N:440:ASN:HA	2.38	0.58
1:C:313:VAL:HG22	1:C:357:ALA:HB3	1.86	0.58
1:O:160:THR:HG23	1:O:164:ASP:HB3	1.85	0.58
1:L:208:ASP:O	1:L:209:LYS:HG3	2.03	0.58
1:E:415:THR:O	1:E:420:ALA:HB2	2.03	0.58
1:E:146:LEU:HD23	1:E:147:MET:H	1.66	0.58
1:B:506:ASN:OD1	1:G:38:ILE:HG12	2.02	0.58
1:G:324:HIS:HB2	1:G:329:LYS:NZ	2.18	0.58
1:O:173:ALA:HA	1:O:176:ARG:CZ	2.34	0.58
1:A:433:LEU:O	1:A:436:ILE:HG22	2.03	0.58
1:D:190:LYS:HE2	1:D:371:ASP:OD1	2.04	0.58
1:F:325:PRO:C	1:F:326:GLU:HG3	2.24	0.58
1:M:322:PHE:HA	1:M:324:HIS:CD2	2.39	0.58
1:M:324:HIS:O	1:M:328:VAL:HG13	2.02	0.58
1:O:216:PRO:CG	1:O:295:GLY:HA2	2.34	0.58
1:C:450:ALA:HA	1:L:417:GLY:HA3	1.84	0.58
1:K:146:LEU:CD2	1:K:167:THR:HG23	2.34	0.58
1:F:58:LEU:HB3	1:F:72:VAL:HG11	1.85	0.58
1:O:317:GLU:CB	1:O:329:LYS:HG2	2.33	0.58
1:A:442:GLY:HA2	1:C:109:HIS:CE1	2.38	0.58
1:D:103:LEU:HG	1:D:113:ILE:HD13	1.84	0.58
1:A:92:LEU:HD21	1:A:433:LEU:HD21	1.85	0.58
1:C:231:MET:HB2	1:C:284:TYR:H	1.68	0.58

*Continued on next page...*

*Continued from previous page...*

Atom-1	Atom-2	Interatomic distance (Å)	Clash overlap (Å)
1:O:30:LEU:HD22	1:O:436:ILE:HD13	1.86	0.58
1:E:258:GLU:CD	1:E:284:TYR:HE2	2.07	0.58
1:B:99:GLU:CD	1:B:425:SER:HB2	2.24	0.58
1:A:133:VAL:O	1:A:135:HIS:N	2.36	0.58
1:I:187:HIS:O	1:I:359:THR:HG23	2.02	0.58
1:K:159:LEU:CD2	1:K:159:LEU:H	2.17	0.58
1:I:146:LEU:HD22	1:I:167:THR:HG23	1.86	0.58
1:I:159:LEU:HD23	1:I:163:LYS:HG2	1.85	0.58
1:J:161:HIS:CD2	1:J:162:HIS:H	2.22	0.58
1:O:174:VAL:HG11	1:O:384:LEU:HG	1.84	0.58
1:L:319:ALA:HB3	1:P:289:GLN:NE2	2.17	0.58
1:I:32:PRO:HD2	1:I:440:ASN:CG	2.23	0.58
1:L:159:LEU:HB2	1:L:163:LYS:HB2	1.84	0.58
1:B:106:LYS:HG2	1:B:113:ILE:HD11	1.85	0.58
1:P:248:THR:O	1:P:251:VAL:HG22	2.03	0.58
1:J:245:VAL:HG21	1:J:251:VAL:HG23	1.86	0.58
1:E:138:ASP:O	1:E:139:GLU:HB2	2.04	0.58
1:E:346:LEU:HD13	1:E:347:ILE:N	2.18	0.58
1:K:269:ILE:HG23	1:K:274:ILE:HG22	1.85	0.58
1:B:341:ILE:O	1:B:343:GLU:N	2.37	0.58
1:H:110:PRO:HB2	1:H:502:LEU:HD11	1.85	0.58
1:A:504:VAL:HG11	1:F:38:ILE:HG12	1.86	0.58
1:A:397:GLY:O	1:A:465:LEU:HB2	2.04	0.58
1:C:37:LYS:O	1:C:50:VAL:HA	2.03	0.58
1:C:16:PHE:HA	1:C:97:LEU:HD23	1.86	0.58
1:M:224:ILE:HD11	1:M:349:PHE:HE2	1.69	0.58
1:F:84:ASP:OD2	1:F:379:ASP:HB3	2.03	0.58
1:C:92:LEU:O	1:C:95:GLU:HG2	2.04	0.58
1:A:372:GLU:HA	1:A:375:ARG:NH1	2.18	0.58
1:J:163:LYS:NZ	1:J:376:SER:HB3	2.19	0.58
1:O:154:LEU:HD22	1:O:167:THR:HB	1.86	0.58
1:B:173:ALA:HB2	1:B:360:ILE:HD11	1.85	0.58
1:B:114:ILE:HA	1:B:117:TRP:CE3	2.39	0.58
1:N:216:PRO:HG2	1:N:295:GLY:HA2	1.84	0.58
1:C:324:HIS:HB2	1:C:329:LYS:HE2	1.85	0.58
1:C:124:ALA:O	1:C:128:LEU:HG	2.04	0.58
1:C:209:LYS:HB2	1:C:299:ILE:HG23	1.86	0.58
1:E:312:LEU:O	1:E:354:LEU:HD22	2.04	0.58
1:E:82:VAL:HG23	1:E:386:GLN:HG3	1.86	0.58
1:L:106:LYS:NZ	1:L:418:LYS:HE3	2.19	0.58
1:E:159:LEU:HG	1:E:163:LYS:HB2	1.86	0.58

*Continued on next page...*



*Continued from previous page...*

Atom-1	Atom-2	Interatomic distance (Å)	Clash overlap (Å)
1:C:171:VAL:O	1:C:174:VAL:HG22	2.03	0.58
1:H:483:SER:O	1:H:486:VAL:HG22	2.04	0.58
1:D:446:ALA:CB	1:K:108:ILE:HG21	2.30	0.58
1:G:176:ARG:HE	1:G:358:CYS:HB3	1.68	0.58
1:N:324:HIS:O	1:N:328:VAL:HG22	2.04	0.58
1:D:153:THR:HG21	1:D:379:ASP:HB3	1.86	0.58
1:B:115:ALA:HB3	1:B:419:GLU:OE1	2.03	0.58
1:D:177:LEU:HD23	1:D:177:LEU:O	2.03	0.58
1:I:191:LYS:HG2	1:I:341:ILE:HB	1.85	0.58
1:C:96:LEU:HA	1:C:99:GLU:OE2	2.03	0.58
1:N:208:ASP:O	1:N:209:LYS:HG3	2.04	0.58
1:E:118:ARG:O	1:E:121:THR:HB	2.04	0.58
1:C:501:ILE:HG22	1:C:501:ILE:O	2.03	0.58
1:N:163:LYS:O	1:N:166:PHE:HB2	2.04	0.58
1:O:159:LEU:HD23	1:O:163:LYS:HG2	1.86	0.58
1:H:149:ILE:HD12	1:H:482:GLU:HA	1.83	0.58
1:G:316:GLY:O	1:G:317:GLU:HG2	2.04	0.58
1:B:392:ARG:HB3	1:B:484:PHE:CB	2.34	0.58
1:G:152:THR:HB	1:G:480:ILE:HG23	1.84	0.58
1:C:269:ILE:HG23	1:C:274:ILE:HG21	1.85	0.58
1:O:205:PHE:HA	1:O:359:THR:CB	2.34	0.58
1:I:25:LEU:HG	1:N:513:ARG:HH21	1.69	0.58
1:B:417:GLY:CA	1:I:447:ASP:HA	2.33	0.58
1:O:58:LEU:HB3	1:O:72:VAL:CG1	2.34	0.58
1:K:392:ARG:HD2	1:K:484:PHE:CD2	2.39	0.58
1:A:111:GLN:HA	1:A:114:ILE:HD12	1.84	0.58
1:L:178:LYS:HZ3	1:L:388:VAL:HG13	1.67	0.58
1:B:99:GLU:HG3	1:B:425:SER:CB	2.34	0.58
1:H:280:ARG:HD2	1:H:304:PHE:HB2	1.86	0.58
1:B:174:VAL:HG11	1:B:384:LEU:HB2	1.85	0.57
1:J:146:LEU:HD12	1:J:171:VAL:HG22	1.86	0.57
1:F:198:ASP:HA	1:F:363:ARG:HB2	1.86	0.57
1:C:452:LEU:HD13	1:C:465:LEU:CD2	2.34	0.57
1:P:32:PRO:N	1:P:156:SER:HA	2.19	0.57
1:H:176:ARG:HD2	1:H:358:CYS:SG	2.44	0.57
1:M:30:LEU:HD13	1:M:436:ILE:HD11	1.86	0.57
1:D:280:ARG:HD2	1:D:302:ALA:O	2.04	0.57
1:I:106:LYS:NZ	1:I:421:VAL:HG21	2.19	0.57
1:I:219:ILE:HD12	1:I:275:ASN:HB3	1.86	0.57
1:K:141:LYS:CD	1:K:144:GLN:HB2	2.33	0.57
1:H:148:ASN:HA	1:H:479:GLY:C	2.24	0.57

*Continued on next page...*

*Continued from previous page...*

Atom-1	Atom-2	Interatomic distance (Å)	Clash overlap (Å)
1:G:166:PHE:CZ	1:G:198:ASP:HB3	2.39	0.57
1:P:39:LEU:O	1:P:48:LEU:HA	2.03	0.57
1:H:480:ILE:CD1	1:H:480:ILE:H	2.17	0.57
1:P:112:THR:CB	1:P:418:LYS:HZ1	2.18	0.57
1:F:508:ILE:O	1:F:509:LYS:HB3	2.03	0.57
1:D:2:GLY:HA3	1:D:508:ILE:HG21	1.86	0.57
1:C:58:LEU:HB3	1:C:72:VAL:CG1	2.35	0.57
1:A:340:MET:SD	1:A:340:MET:N	2.77	0.57
1:H:408:VAL:HA	1:H:411:LEU:HD12	1.85	0.57
1:J:216:PRO:HG2	1:J:295:GLY:HA2	1.87	0.57
1:K:146:LEU:HD22	1:K:167:THR:HG23	1.85	0.57
1:M:211:ILE:HG12	1:M:215:GLN:OE1	2.04	0.57
1:E:38:ILE:HD13	1:E:38:ILE:O	2.05	0.57
1:F:396:GLY:HA3	1:F:480:ILE:HG22	1.86	0.57
1:L:434:PRO:HB3	1:L:452:LEU:CD2	2.34	0.57
1:F:451:GLN:HE22	1:F:471:THR:HA	1.69	0.57
1:O:124:ALA:O	1:O:128:LEU:HG	2.04	0.57
1:L:376:SER:O	1:L:379:ASP:HB2	2.05	0.57
1:A:185:ALA:CA	1:A:309:ARG:HB3	2.33	0.57
1:B:106:LYS:HZ1	1:B:108:ILE:HG21	1.70	0.57
1:P:185:ALA:HA	1:P:309:ARG:HD3	1.85	0.57
1:D:506:ASN:O	1:D:507:ILE:HB	2.04	0.57
1:F:128:LEU:HD22	1:F:488:ARG:HG2	1.86	0.57
1:G:222:ALA:HA	1:G:275:ASN:OD1	2.03	0.57
1:E:367:GLN:CG	1:E:369:ILE:HB	2.34	0.57
1:C:162:HIS:HB3	1:C:198:ASP:OD2	2.02	0.57
1:D:163:LYS:HG3	1:D:166:PHE:CG	2.39	0.57
1:J:367:GLN:CG	1:J:369:ILE:HB	2.34	0.57
1:H:154:LEU:HD22	1:H:167:THR:HB	1.86	0.57
1:L:448:LEU:HD21	1:L:465:LEU:CD1	2.34	0.57
1:A:59:LYS:HE3	1:A:73:ASP:HA	1.87	0.57
1:C:211:ILE:HG13	1:C:298:ALA:O	2.04	0.57
1:O:231:MET:HG3	1:O:283:ILE:HG13	1.85	0.57
1:F:32:PRO:HA	1:F:155:SER:CB	2.34	0.57
1:O:103:LEU:HD22	1:O:113:ILE:HD13	1.86	0.57
1:J:435:THR:HG23	1:J:445:SER:HB3	1.85	0.57
1:K:46:ALA:O	1:K:47:SER:HB3	2.04	0.57
1:K:216:PRO:HG2	1:K:295:GLY:HA2	1.87	0.57
1:K:51:THR:HG21	1:K:56:THR:HB	1.87	0.57
1:D:334:LYS:HB3	1:D:351:GLY:HA3	1.87	0.57
1:N:191:LYS:HE3	1:N:346:LEU:CD2	2.35	0.57

*Continued on next page...*

*Continued from previous page...*

Atom-1	Atom-2	Interatomic distance (Å)	Clash overlap (Å)
1:M:280:ARG:HD2	1:M:304:PHE:HB2	1.87	0.57
1:K:305:VAL:HG22	1:K:309:ARG:NH1	2.19	0.57
1:D:146:LEU:CD2	1:D:150:ALA:HB3	2.26	0.57
1:L:38:ILE:CG1	1:M:504:VAL:HG11	2.33	0.57
1:H:154:LEU:HD11	1:H:163:LYS:CG	2.34	0.57
1:O:325:PRO:C	1:O:326:GLU:HG3	2.25	0.57
1:O:132:ALA:CB	1:O:461:THR:HG21	2.31	0.57
1:P:284:TYR:O	1:P:287:PRO:HD2	2.03	0.57
1:O:211:ILE:HB	1:O:215:GLN:OE1	2.04	0.57
1:B:352:VAL:HG22	1:B:355:GLY:H	1.69	0.57
1:M:365:ALA:HB3	1:M:367:GLN:HE22	1.69	0.57
1:A:231:MET:HG3	1:A:283:ILE:HG13	1.87	0.57
1:K:31:GLY:O	1:K:156:SER:HA	2.05	0.57
1:O:207:LEU:HD22	1:O:208:ASP:N	2.18	0.57
1:H:176:ARG:HH12	1:H:201:LEU:HD21	1.69	0.57
1:E:245:VAL:HG11	1:E:251:VAL:HB	1.86	0.57
1:B:159:LEU:HG	1:B:163:LYS:HG2	1.85	0.57
1:I:140:VAL:HG22	1:I:175:LEU:HD13	1.87	0.57
1:N:150:ALA:O	1:N:154:LEU:HD13	2.04	0.57
1:D:145:ASP:O	1:D:171:VAL:HG11	2.04	0.57
1:D:154:LEU:HD22	1:D:167:THR:HB	1.86	0.57
1:C:123:ALA:HA	1:C:126:GLN:HG2	1.86	0.57
1:G:277:PHE:O	1:G:298:ALA:HA	2.05	0.57
1:P:114:ILE:HA	1:P:117:TRP:CE3	2.40	0.57
1:M:158:LEU:HD13	1:O:503:ARG:HH22	1.69	0.57
1:L:176:ARG:NH2	1:L:360:ILE:HG12	2.19	0.57
1:P:163:LYS:O	1:P:163:LYS:HG2	2.05	0.57
1:F:327:LEU:H	1:F:327:LEU:HD22	1.69	0.57
1:F:126:GLN:O	1:F:130:ASN:HB2	2.04	0.57
1:N:325:PRO:C	1:N:326:GLU:HG3	2.24	0.57
1:I:191:LYS:HG3	1:I:192:LEU:N	2.19	0.57
1:M:341:ILE:HG23	1:M:363:ARG:NH2	2.19	0.57
1:N:509:LYS:HG2	1:N:510:ALA:H	1.70	0.57
1:K:209:LYS:HE2	1:K:301:HIS:O	2.03	0.57
1:P:206:LEU:HD12	1:P:361:VAL:CG2	2.27	0.57
1:O:324:HIS:HB2	1:O:329:LYS:NZ	2.20	0.57
1:G:283:ILE:HG22	1:G:300:GLU:CG	2.34	0.57
1:L:408:VAL:HA	1:L:411:LEU:HD12	1.86	0.57
1:I:48:LEU:H	1:I:48:LEU:HD12	1.70	0.57
1:M:126:GLN:HE22	1:M:411:LEU:CD1	2.18	0.57
1:E:434:PRO:HB3	1:E:452:LEU:CD2	2.35	0.57

*Continued on next page...*

*Continued from previous page...*

Atom-1	Atom-2	Interatomic distance (Å)	Clash overlap (Å)
1:P:146:LEU:HG	1:P:171:VAL:CG1	2.35	0.57
1:E:125:ARG:HA	1:E:128:LEU:HD12	1.86	0.57
1:K:188:VAL:CG2	1:K:377:LEU:HD21	2.35	0.57
1:B:126:GLN:HE22	1:B:411:LEU:HD21	1.70	0.57
1:D:381:LEU:HD22	1:D:381:LEU:O	2.05	0.57
1:N:143:ARG:HA	1:N:143:ARG:NE	2.19	0.57
1:N:506:ASN:O	1:N:507:ILE:HB	2.03	0.57
1:A:334:LYS:CG	1:A:351:GLY:HA3	2.35	0.57
1:L:394:VAL:HG21	1:L:487:LYS:HG3	1.87	0.57
1:M:82:VAL:CG1	1:M:83:GLY:H	2.14	0.57
1:N:188:VAL:HG21	1:N:377:LEU:CD2	2.26	0.57
1:G:146:LEU:HD22	1:G:168:LYS:CA	2.33	0.57
1:G:171:VAL:O	1:G:175:LEU:HG	2.03	0.57
1:F:276:CYS:HA	1:F:297:MET:O	2.05	0.57
1:C:276:CYS:HA	1:C:297:MET:O	2.04	0.57
1:H:128:LEU:C	1:H:129:LEU:HG	2.24	0.57
1:P:192:LEU:HA	1:P:366:THR:HG22	1.85	0.57
1:I:114:ILE:HD11	1:I:502:LEU:HB3	1.85	0.57
1:N:205:PHE:HA	1:N:359:THR:OG1	2.03	0.57
1:D:365:ALA:O	1:D:366:THR:HG22	2.04	0.57
1:M:475:MET:SD	1:M:480:ILE:HB	2.45	0.57
1:G:203:GLU:HG2	1:G:350:SER:CB	2.35	0.57
1:I:145:ASP:O	1:I:171:VAL:HG11	2.04	0.57
1:N:163:LYS:HA	1:N:166:PHE:CD1	2.40	0.57
1:M:159:LEU:HB3	1:M:163:LYS:HB2	1.86	0.57
1:O:276:CYS:HA	1:O:297:MET:O	2.05	0.57
1:J:114:ILE:HA	1:J:117:TRP:CZ3	2.40	0.57
1:H:5:GLU:O	1:H:5:GLU:HG2	2.05	0.57
1:P:32:PRO:HA	1:P:156:SER:HA	1.86	0.57
1:M:232:ASP:HA	1:M:284:TYR:HB2	1.85	0.57
1:I:402:MET:SD	1:I:456:HIS:HB2	2.45	0.57
1:C:324:HIS:HB2	1:C:329:LYS:CE	2.35	0.57
1:N:313:VAL:HG22	1:N:357:ALA:HB3	1.87	0.57
1:G:141:LYS:HG2	1:G:144:GLN:HB2	1.85	0.57
1:B:14:SER:O	1:B:17:ILE:HG22	2.05	0.57
1:L:103:LEU:HG	1:L:113:ILE:CD1	2.34	0.57
1:B:159:LEU:CD1	1:B:372:GLU:HG2	2.34	0.57
1:E:174:VAL:HG11	1:E:384:LEU:HB2	1.87	0.57
1:C:161:HIS:CG	1:C:162:HIS:H	2.22	0.57
1:I:96:LEU:HD13	1:I:97:LEU:N	2.19	0.57
1:F:159:LEU:HD23	1:F:163:LYS:CG	2.35	0.57

*Continued on next page...*

*Continued from previous page...*

Atom-1	Atom-2	Interatomic distance (Å)	Clash overlap (Å)
1:G:367:GLN:H	1:G:370:LEU:HB2	1.69	0.57
1:P:145:ASP:OD1	1:P:171:VAL:HB	2.04	0.57
1:M:32:PRO:N	1:M:155:SER:HB3	2.20	0.57
1:O:231:MET:HB2	1:O:284:TYR:H	1.70	0.57
1:C:225:LEU:HD13	1:C:329:LYS:CE	2.34	0.57
1:D:22:ILE:HD12	1:D:90:THR:CG2	2.34	0.57
1:H:365:ALA:H	1:H:370:LEU:HD22	1.70	0.57
1:P:153:THR:HG21	1:P:379:ASP:HB3	1.85	0.57
1:B:154:LEU:HD22	1:B:167:THR:CB	2.33	0.56
1:E:163:LYS:O	1:E:166:PHE:HB2	2.05	0.56
1:J:367:GLN:O	1:J:370:LEU:HB3	2.05	0.56
1:G:154:LEU:HD23	1:G:163:LYS:HG3	1.87	0.56
1:G:52:ASN:H	1:G:375:ARG:CD	2.18	0.56
1:P:274:ILE:HG23	1:P:296:VAL:HG21	1.88	0.56
1:G:418:LYS:HG2	1:N:446:ALA:HB1	1.86	0.56
1:N:231:MET:HB2	1:N:284:TYR:H	1.69	0.56
1:O:78:GLN:HG2	1:O:83:GLY:HA3	1.86	0.56
1:A:420:ALA:HB3	1:M:450:ALA:CB	2.35	0.56
1:I:173:ALA:O	1:I:176:ARG:HG2	2.05	0.56
1:D:116:GLY:HA3	1:D:422:ALA:HB1	1.87	0.56
1:M:190:LYS:HB2	1:M:370:LEU:HG	1.85	0.56
1:K:163:LYS:HD2	1:K:166:PHE:CG	2.40	0.56
1:H:174:VAL:HG11	1:H:384:LEU:HB2	1.86	0.56
1:B:6:GLU:H	1:B:506:ASN:HD22	1.53	0.56
1:B:210:LYS:HD3	1:B:345:LYS:HG2	1.87	0.56
1:B:78:GLN:HE22	1:B:489:GLN:HB2	1.69	0.56
1:B:126:GLN:O	1:B:130:ASN:HB2	2.05	0.56
1:M:188:VAL:HB	1:M:377:LEU:CD2	2.34	0.56
1:O:364:GLY:HA3	1:O:370:LEU:HD12	1.87	0.56
1:B:166:PHE:CZ	1:B:198:ASP:HB3	2.40	0.56
1:K:166:PHE:CZ	1:K:198:ASP:HB3	2.40	0.56
1:I:159:LEU:N	1:I:159:LEU:HD22	2.20	0.56
1:I:376:SER:O	1:I:379:ASP:HB2	2.06	0.56
1:O:66:PRO:HA	1:O:507:ILE:HG22	1.87	0.56
1:J:159:LEU:HD23	1:J:160:THR:N	2.19	0.56
1:F:154:LEU:CD2	1:F:167:THR:HB	2.35	0.56
1:K:324:HIS:O	1:K:328:VAL:HG23	2.06	0.56
1:G:81:GLU:O	1:G:82:VAL:HB	2.05	0.56
1:L:146:LEU:HD12	1:L:171:VAL:CG1	2.35	0.56
1:M:37:LYS:NZ	1:O:504:VAL:HA	2.19	0.56
1:G:287:PRO:O	1:G:291:PHE:HD1	1.89	0.56

*Continued on next page...*

*Continued from previous page...*

Atom-1	Atom-2	Interatomic distance (Å)	Clash overlap (Å)
1:D:448:LEU:C	1:D:448:LEU:HD13	2.26	0.56
1:D:475:MET:SD	1:D:480:ILE:HB	2.45	0.56
1:F:438:ALA:CB	1:F:448:LEU:HG	2.35	0.56
1:A:58:LEU:HB3	1:A:72:VAL:HG13	1.86	0.56
1:H:343:GLU:HG3	1:H:344:ASP:H	1.69	0.56
1:D:507:ILE:O	1:D:507:ILE:HD13	2.04	0.56
1:C:89:VAL:HG12	1:C:490:VAL:HB	1.87	0.56
1:I:7:ARG:NH2	1:O:513:ARG:HH21	2.03	0.56
1:P:192:LEU:HB2	1:P:343:GLU:HG2	1.87	0.56
1:B:32:PRO:HG2	1:B:467:MET:HE3	1.87	0.56
1:L:219:ILE:HD11	1:L:336:ILE:HB	1.87	0.56
1:N:475:MET:SD	1:N:480:ILE:HB	2.45	0.56
1:F:266:VAL:HB	1:F:290:LEU:HD21	1.87	0.56
1:K:161:HIS:CD2	1:K:162:HIS:H	2.23	0.56
1:A:368:GLN:O	1:A:371:ASP:HB2	2.06	0.56
1:I:146:LEU:HD13	1:I:167:THR:O	2.05	0.56
1:C:163:LYS:HD2	1:C:166:PHE:CG	2.41	0.56
1:A:173:ALA:HA	1:A:176:ARG:CZ	2.36	0.56
1:A:106:LYS:HE2	1:A:113:ILE:HD11	1.87	0.56
1:C:365:ALA:HB3	1:C:367:GLN:HE22	1.69	0.56
1:C:513:ARG:H	1:C:513:ARG:HD3	1.70	0.56
1:J:106:LYS:C	1:J:107:LYS:HG2	2.26	0.56
1:K:178:LYS:NZ	1:K:388:VAL:HG21	2.20	0.56
1:I:334:LYS:HD3	1:I:351:GLY:HA3	1.86	0.56
1:D:342:GLY:O	1:D:343:GLU:HB2	2.05	0.56
1:C:179:GLY:O	1:C:389:LYS:HE2	2.05	0.56
1:M:154:LEU:HD22	1:M:167:THR:CB	2.36	0.56
1:G:114:ILE:HA	1:G:117:TRP:CZ3	2.41	0.56
1:F:24:ASP:O	1:F:27:LYS:HG2	2.06	0.56
1:F:446:ALA:O	1:O:418:LYS:HB3	2.06	0.56
1:K:433:LEU:O	1:K:436:ILE:HG22	2.06	0.56
1:C:38:ILE:HG22	1:C:50:VAL:HB	1.88	0.56
1:F:408:VAL:HA	1:F:411:LEU:HD12	1.87	0.56
1:H:185:ALA:HA	1:H:309:ARG:CD	2.35	0.56
1:K:111:GLN:O	1:K:114:ILE:HB	2.06	0.56
1:O:59:LYS:HE2	1:O:76:ARG:CB	2.36	0.56
1:A:192:LEU:O	1:A:343:GLU:HB2	2.06	0.56
1:O:101:GLU:O	1:O:104:ILE:HG12	2.05	0.56
1:N:280:ARG:HD2	1:N:304:PHE:HB2	1.87	0.56
1:E:334:LYS:CG	1:E:351:GLY:HA3	2.36	0.56
1:G:415:THR:O	1:G:420:ALA:HB2	2.06	0.56

*Continued on next page...*

*Continued from previous page...*

Atom-1	Atom-2	Interatomic distance (Å)	Clash overlap (Å)
1:E:450:ALA:HB1	1:J:417:GLY:C	2.25	0.56
1:G:412:ALA:CB	1:G:424:GLU:HB3	2.35	0.56
1:E:390:ASP:CB	1:E:485:GLN:HE22	2.18	0.56
1:P:500:VAL:O	1:P:501:ILE:HG23	2.05	0.56
1:A:159:LEU:HD12	1:A:369:ILE:CG2	2.23	0.56
1:K:266:VAL:HB	1:K:290:LEU:CD2	2.24	0.56
1:C:173:ALA:CB	1:C:360:ILE:HD11	2.36	0.56
1:P:269:ILE:CG2	1:P:274:ILE:HG21	2.32	0.56
1:K:269:ILE:HG23	1:K:274:ILE:CG2	2.36	0.56
1:P:40:LEU:CG	1:P:48:LEU:HG	2.35	0.56
1:L:431:ARG:CZ	1:L:431:ARG:HA	2.35	0.56
1:K:438:ALA:HB2	1:K:448:LEU:HG	1.87	0.56
1:A:185:ALA:CB	1:A:309:ARG:HB3	2.35	0.56
1:A:185:ALA:HB2	1:A:309:ARG:HB3	1.88	0.56
1:K:485:GLN:HG2	1:K:488:ARG:HH21	1.70	0.56
1:D:505:ASP:CB	1:H:37:LYS:HD2	2.35	0.56
1:H:316:GLY:O	1:H:330:LEU:HB2	2.06	0.56
1:C:19:ALA:HB1	1:C:94:ALA:HA	1.88	0.56
1:L:320:SER:HB3	1:P:259:LYS:HD2	1.87	0.56
1:H:178:LYS:CB	1:H:388:VAL:HG21	2.36	0.56
1:M:154:LEU:HD22	1:M:167:THR:OG1	2.06	0.56
1:O:186:ILE:HD12	1:O:381:LEU:HG	1.86	0.56
1:P:222:ALA:HA	1:P:275:ASN:HB2	1.87	0.56
1:D:446:ALA:CB	1:K:108:ILE:HD13	2.35	0.56
1:O:133:VAL:HG23	1:O:134:ASP:N	2.20	0.56
1:N:324:HIS:ND1	1:N:325:PRO:HD3	2.21	0.56
1:A:269:ILE:HG23	1:A:274:ILE:HG21	1.86	0.56
1:F:128:LEU:CD1	1:F:488:ARG:HG2	2.36	0.56
1:D:485:GLN:HB3	1:D:489:GLN:HE22	1.70	0.56
1:H:51:THR:HG21	1:H:56:THR:HB	1.86	0.56
1:L:10:THR:O	1:L:13:LEU:HB3	2.06	0.56
1:J:239:PHE:HZ	1:K:238:ILE:HD12	1.71	0.56
1:B:158:LEU:HD23	1:F:503:ARG:NH2	2.21	0.56
1:N:372:GLU:O	1:N:375:ARG:HB3	2.06	0.56
1:P:206:LEU:HD21	1:P:348:HIS:CD2	2.41	0.56
1:G:155:SER:HA	1:G:160:THR:HG21	1.87	0.56
1:M:103:LEU:O	1:M:106:LYS:HB3	2.06	0.56
1:D:15:SER:HB3	1:D:501:ILE:HD13	1.87	0.56
1:G:401:GLU:HG2	1:G:433:LEU:HD22	1.88	0.56
1:G:269:ILE:CG2	1:G:274:ILE:HG21	2.34	0.56
1:I:231:MET:HG3	1:I:283:ILE:HG13	1.88	0.56

*Continued on next page...*

*Continued from previous page...*

Atom-1	Atom-2	Interatomic distance (Å)	Clash overlap (Å)
1:E:188:VAL:HG11	1:E:377:LEU:HD21	1.87	0.56
1:K:337:GLU:HG3	1:K:339:VAL:HG23	1.87	0.56
1:F:57:ILE:HG23	1:F:58:LEU:CD2	2.36	0.56
1:B:211:ILE:HD11	1:B:297:MET:HG3	1.86	0.56
1:B:176:ARG:NH2	1:B:201:LEU:HD21	2.11	0.56
1:D:39:LEU:HD22	1:E:508:ILE:CG1	2.33	0.56
1:P:108:ILE:HG23	1:P:109:HIS:N	2.21	0.56
1:A:140:VAL:HG22	1:A:178:LYS:HE3	1.86	0.56
1:K:30:LEU:HD11	1:K:87:THR:O	2.05	0.56
1:J:225:LEU:HD11	1:J:324:HIS:ND1	2.21	0.56
1:O:130:ASN:HD21	1:O:407:ALA:CB	2.17	0.56
1:O:130:ASN:O	1:O:131:SER:HB2	2.06	0.56
1:E:237:LYS:O	1:E:238:ILE:HD13	2.05	0.56
1:G:78:GLN:OE1	1:G:489:GLN:HB3	2.06	0.56
1:I:216:PRO:CG	1:I:295:GLY:HA2	2.35	0.56
1:I:82:VAL:HG13	1:I:83:GLY:H	1.71	0.56
1:A:411:LEU:HB3	1:A:423:MET:SD	2.45	0.56
1:D:497:ALA:O	1:D:500:VAL:HG22	2.04	0.56
1:E:110:PRO:HA	1:E:113:ILE:HD12	1.87	0.56
1:G:30:LEU:HD11	1:G:87:THR:O	2.05	0.56
1:G:188:VAL:CG2	1:G:377:LEU:HD13	2.36	0.56
1:E:190:LYS:HD2	1:E:370:LEU:HG	1.86	0.56
1:C:145:ASP:OD1	1:C:171:VAL:HB	2.06	0.56
1:J:452:LEU:HD13	1:J:465:LEU:CD1	2.36	0.56
1:B:313:VAL:HG13	1:B:352:VAL:CB	2.33	0.56
1:O:128:LEU:CD1	1:O:488:ARG:HG2	2.36	0.56
1:A:313:VAL:HG22	1:A:357:ALA:HB3	1.87	0.56
1:M:61:ILE:CG1	1:M:63:VAL:HG23	2.36	0.56
1:J:201:LEU:HD12	1:J:202:ASP:N	2.21	0.56
1:I:103:LEU:O	1:I:106:LYS:HB3	2.06	0.56
1:D:334:LYS:CB	1:D:351:GLY:HA3	2.36	0.56
1:L:124:ALA:HB1	1:L:491:LEU:HD13	1.87	0.56
1:K:154:LEU:CD2	1:K:163:LYS:HG3	2.36	0.55
1:E:171:VAL:HA	1:E:174:VAL:HG22	1.89	0.55
1:J:148:ASN:HB3	1:J:481:THR:HG22	1.88	0.55
1:D:219:ILE:HB	1:D:275:ASN:HB3	1.87	0.55
1:F:154:LEU:HD21	1:F:163:LYS:HG3	1.88	0.55
1:P:111:GLN:HA	1:P:114:ILE:HG12	1.88	0.55
1:L:95:GLU:HG2	1:L:432:MET:SD	2.46	0.55
1:L:226:ILE:HA	1:L:278:ILE:O	2.06	0.55
1:P:171:VAL:O	1:P:174:VAL:HG22	2.05	0.55

*Continued on next page...*



*Continued from previous page...*

Atom-1	Atom-2	Interatomic distance (Å)	Clash overlap (Å)
1:P:280:ARG:HD2	1:P:304:PHE:HB2	1.89	0.55
1:A:503:ARG:HH22	1:F:158:LEU:HD22	1.69	0.55
1:I:173:ALA:HA	1:I:176:ARG:CZ	2.36	0.55
1:D:390:ASP:HB3	1:D:485:GLN:NE2	2.20	0.55
1:N:173:ALA:O	1:N:176:ARG:HG2	2.06	0.55
1:N:386:GLN:HB3	1:N:485:GLN:OE1	2.06	0.55
1:K:280:ARG:HD2	1:K:304:PHE:HB2	1.88	0.55
1:A:5:GLU:HG3	1:A:508:ILE:CG2	2.34	0.55
1:B:504:VAL:HG22	1:G:369:ILE:CG1	2.36	0.55
1:H:211:ILE:N	1:H:211:ILE:HD13	2.19	0.55
1:F:397:GLY:HA3	1:F:475:MET:CE	2.36	0.55
1:O:114:ILE:HA	1:O:117:TRP:CZ3	2.41	0.55
1:F:287:PRO:O	1:F:291:PHE:HD2	1.89	0.55
1:A:79:ASP:HA	1:A:83:GLY:HA2	1.87	0.55
1:E:185:ALA:HA	1:E:309:ARG:CG	2.36	0.55
1:E:185:ALA:HA	1:E:309:ARG:HG2	1.89	0.55
1:O:280:ARG:HD2	1:O:304:PHE:HB2	1.88	0.55
1:B:138:ASP:O	1:B:139:GLU:HB2	2.06	0.55
1:F:334:LYS:CG	1:F:351:GLY:HA3	2.36	0.55
1:A:123:ALA:HA	1:A:126:GLN:HG2	1.88	0.55
1:H:202:ASP:OD2	1:H:361:VAL:HG21	2.06	0.55
1:L:131:SER:OG	1:L:461:THR:HG21	2.06	0.55
1:B:146:LEU:HD13	1:B:167:THR:O	2.06	0.55
1:J:162:HIS:HB3	1:J:198:ASP:OD2	2.06	0.55
1:O:157:LYS:HD3	1:O:372:GLU:OE2	2.07	0.55
1:O:324:HIS:HB2	1:O:329:LYS:CE	2.36	0.55
1:F:171:VAL:O	1:F:174:VAL:HG22	2.06	0.55
1:K:226:ILE:HG12	1:K:278:ILE:HG23	1.88	0.55
1:H:447:ASP:HA	1:P:417:GLY:C	2.27	0.55
1:P:157:LYS:HB3	1:P:159:LEU:CD1	2.35	0.55
1:F:417:GLY:HA3	1:O:450:ALA:HA	1.87	0.55
1:L:369:ILE:HG23	1:L:372:GLU:OE1	2.05	0.55
1:B:106:LYS:O	1:B:107:LYS:HG2	2.06	0.55
1:O:85:GLY:HA2	1:O:153:THR:CG2	2.35	0.55
1:I:114:ILE:HA	1:I:117:TRP:CZ3	2.41	0.55
1:G:268:ARG:O	1:G:271:LYS:HG2	2.06	0.55
1:E:65:ASN:CG	1:E:66:PRO:HD3	2.26	0.55
1:N:159:LEU:HG	1:N:163:LYS:HG2	1.88	0.55
1:H:145:ASP:OD1	1:H:171:VAL:HB	2.07	0.55
1:G:32:PRO:N	1:G:156:SER:HA	2.20	0.55
1:F:146:LEU:HD22	1:F:168:LYS:CA	2.36	0.55

*Continued on next page...*

*Continued from previous page...*

Atom-1	Atom-2	Interatomic distance (Å)	Clash overlap (Å)
1:D:96:LEU:HD13	1:D:96:LEU:C	2.27	0.55
1:B:199:SER:O	1:B:200:TYR:HD1	1.89	0.55
1:F:211:ILE:CD1	1:F:297:MET:HG3	2.32	0.55
1:C:418:LYS:H	1:L:450:ALA:CB	2.20	0.55
1:C:397:GLY:O	1:C:465:LEU:HG	2.05	0.55
1:K:115:ALA:O	1:K:119:GLU:HG2	2.06	0.55
1:K:92:LEU:HD11	1:K:433:LEU:HG	1.89	0.55
1:L:82:VAL:CG1	1:L:486:VAL:HG12	2.36	0.55
1:H:484:PHE:CE2	1:H:488:ARG:HD3	2.42	0.55
1:P:139:GLU:O	1:P:140:VAL:HB	2.07	0.55
1:E:114:ILE:HD11	1:E:502:LEU:CD1	2.36	0.55
1:P:310:LEU:O	1:P:313:VAL:HB	2.06	0.55
1:L:263:LYS:HA	1:L:266:VAL:HG12	1.88	0.55
1:C:100:ALA:O	1:C:103:LEU:HB2	2.07	0.55
1:K:216:PRO:CG	1:K:295:GLY:HA2	2.37	0.55
1:K:305:VAL:HG22	1:K:309:ARG:HH12	1.70	0.55
1:E:462:THR:O	1:E:475:MET:HB3	2.07	0.55
1:F:111:GLN:HA	1:F:114:ILE:HG12	1.89	0.55
1:K:163:LYS:O	1:K:166:PHE:HB2	2.07	0.55
1:E:154:LEU:CD2	1:E:163:LYS:HG3	2.35	0.55
1:I:367:GLN:HG2	1:I:369:ILE:HB	1.88	0.55
1:B:322:PHE:HA	1:B:324:HIS:CD2	2.41	0.55
1:J:234:ASP:CG	1:J:235:LYS:H	2.10	0.55
1:C:364:GLY:CA	1:C:370:LEU:HD11	2.36	0.55
1:G:112:THR:HG21	1:G:418:LYS:HZ3	1.70	0.55
1:J:231:MET:HE1	1:J:265:LYS:HD3	1.87	0.55
1:A:310:LEU:O	1:A:313:VAL:HB	2.06	0.55
1:M:152:THR:O	1:M:155:SER:HB2	2.07	0.55
1:B:417:GLY:HA2	1:I:450:ALA:HB3	1.89	0.55
1:B:188:VAL:CG2	1:B:377:LEU:HD13	2.36	0.55
1:M:381:LEU:O	1:M:381:LEU:HD22	2.05	0.55
1:H:116:GLY:CA	1:H:422:ALA:HB1	2.37	0.55
1:C:334:LYS:O	1:C:335:LEU:HB3	2.06	0.55
1:K:266:VAL:CB	1:K:290:LEU:HD21	2.28	0.55
1:O:146:LEU:HD13	1:O:171:VAL:CG1	2.36	0.55
1:D:152:THR:O	1:D:155:SER:HB2	2.07	0.55
1:P:274:ILE:HG23	1:P:296:VAL:CG2	2.37	0.55
1:O:15:SER:HB2	1:O:501:ILE:CG2	2.35	0.55
1:L:435:THR:HG23	1:L:445:SER:OG	2.07	0.55
1:F:417:GLY:HA2	1:F:420:ALA:HB3	1.88	0.55
1:F:126:GLN:HE22	1:F:411:LEU:HD21	1.72	0.55

*Continued on next page...*

*Continued from previous page...*

Atom-1	Atom-2	Interatomic distance (Å)	Clash overlap (Å)
1:P:140:VAL:HA	1:P:175:LEU:HD22	1.89	0.55
1:D:35:MET:CE	1:E:111:GLN:HG2	2.35	0.55
1:A:206:LEU:O	1:A:207:LEU:HG	2.06	0.55
1:O:222:ALA:HA	1:O:275:ASN:HB2	1.89	0.55
1:G:51:THR:HG22	1:G:53:ASP:H	1.72	0.55
1:I:452:LEU:HD22	1:I:465:LEU:HD11	1.88	0.55
1:J:402:MET:SD	1:J:456:HIS:HB2	2.47	0.55
1:C:399:CYS:SG	1:C:464:GLY:HA3	2.46	0.55
1:B:431:ARG:O	1:B:434:PRO:HD2	2.07	0.55
1:J:274:ILE:O	1:J:296:VAL:HG22	2.07	0.55
1:H:317:GLU:HB3	1:H:329:LYS:HD3	1.88	0.55
1:A:114:ILE:HA	1:A:117:TRP:CE3	2.42	0.55
1:B:59:LYS:HE3	1:B:73:ASP:HA	1.88	0.55
1:G:203:GLU:HG2	1:G:350:SER:HB2	1.89	0.55
1:J:58:LEU:HB3	1:J:72:VAL:CG1	2.37	0.55
1:O:192:LEU:HG	1:O:366:THR:HG21	1.88	0.55
1:O:14:SER:HB2	1:O:508:ILE:H	1.71	0.55
1:B:324:HIS:ND1	1:B:325:PRO:HD3	2.21	0.55
1:F:174:VAL:HG11	1:F:384:LEU:CB	2.36	0.55
1:H:114:ILE:HA	1:H:117:TRP:CE3	2.42	0.55
1:I:438:ALA:CB	1:I:448:LEU:HG	2.37	0.55
1:L:171:VAL:O	1:L:174:VAL:HG22	2.07	0.55
1:F:38:ILE:HG22	1:F:50:VAL:HB	1.89	0.55
1:M:116:GLY:O	1:M:119:GLU:HB2	2.06	0.55
1:D:149:ILE:HB	1:D:481:THR:O	2.06	0.55
1:K:96:LEU:O	1:K:96:LEU:HD22	2.07	0.55
1:L:192:LEU:O	1:L:366:THR:HG21	2.07	0.55
1:A:106:LYS:HG2	1:A:108:ILE:CD1	2.37	0.55
1:K:38:ILE:HG22	1:K:50:VAL:CG1	2.37	0.55
1:K:268:ARG:O	1:K:271:LYS:HG2	2.07	0.55
1:J:451:GLN:HE22	1:J:471:THR:HA	1.71	0.55
1:D:88:SER:O	1:D:92:LEU:HD13	2.07	0.55
1:E:74:MET:O	1:E:77:VAL:HG12	2.06	0.55
1:M:104:ILE:HG13	1:M:105:ALA:N	2.21	0.55
1:K:171:VAL:CG1	1:K:384:LEU:HG	2.32	0.55
1:E:166:PHE:CE2	1:E:362:LEU:HD22	2.41	0.55
1:J:84:ASP:OD2	1:J:379:ASP:HB2	2.07	0.55
1:B:504:VAL:HG11	1:B:507:ILE:HG12	1.88	0.55
1:H:222:ALA:HA	1:H:275:ASN:OD1	2.07	0.55
1:G:176:ARG:HH22	1:G:360:ILE:HG13	1.70	0.55
1:I:231:MET:HB2	1:I:284:TYR:H	1.72	0.55

*Continued on next page...*

*Continued from previous page...*

Atom-1	Atom-2	Interatomic distance (Å)	Clash overlap (Å)
1:E:452:LEU:HD13	1:E:465:LEU:CD1	2.37	0.55
1:H:309:ARG:O	1:H:313:VAL:HG23	2.06	0.55
1:G:129:LEU:N	1:G:129:LEU:HD13	2.22	0.55
1:A:231:MET:HB2	1:A:284:TYR:H	1.71	0.55
1:H:451:GLN:HE22	1:H:471:THR:HA	1.69	0.55
1:N:206:LEU:HD11	1:N:346:LEU:HD23	1.89	0.55
1:E:475:MET:SD	1:E:480:ILE:HB	2.46	0.55
1:H:112:THR:HG21	1:H:418:LYS:HD2	1.88	0.55
1:P:102:SER:O	1:P:105:ALA:HB3	2.06	0.55
1:L:326:GLU:HG3	1:L:327:LEU:N	2.22	0.55
1:A:390:ASP:HB3	1:A:485:GLN:HE22	1.72	0.55
1:K:369:ILE:O	1:K:372:GLU:HB3	2.06	0.55
1:A:509:LYS:HB3	1:F:61:ILE:CG2	2.21	0.55
1:A:509:LYS:HG2	1:F:63:VAL:HG21	1.88	0.55
1:N:154:LEU:HD21	1:N:163:LYS:HG3	1.89	0.55
1:M:146:LEU:HD12	1:M:171:VAL:CG1	2.28	0.55
1:P:233:THR:O	1:P:234:ASP:HB3	2.07	0.55
1:H:274:ILE:O	1:H:274:ILE:HG23	2.07	0.55
1:G:231:MET:HG3	1:G:283:ILE:HG13	1.89	0.55
1:C:437:ILE:HB	1:C:465:LEU:HD12	1.89	0.55
1:B:431:ARG:HH21	1:B:434:PRO:HG2	1.71	0.55
1:D:505:ASP:HB3	1:H:37:LYS:HD2	1.89	0.55
1:K:173:ALA:O	1:K:176:ARG:HG2	2.07	0.55
1:D:35:MET:SD	1:E:111:GLN:HG2	2.47	0.55
1:K:38:ILE:HD11	1:P:507:ILE:CD1	2.37	0.55
1:I:219:ILE:HB	1:I:275:ASN:HB3	1.88	0.55
1:A:116:GLY:O	1:A:119:GLU:HB2	2.06	0.55
1:F:178:LYS:HZ3	1:F:388:VAL:HB	1.71	0.55
1:C:161:HIS:CD2	1:C:162:HIS:H	2.25	0.54
1:D:146:LEU:HB2	1:D:171:VAL:HG21	1.89	0.54
1:J:154:LEU:CD2	1:J:163:LYS:HG3	2.38	0.54
1:B:317:GLU:HB2	1:B:329:LYS:HD3	1.88	0.54
1:H:450:ALA:HB3	1:P:417:GLY:O	2.07	0.54
1:G:402:MET:HG2	1:G:431:ARG:HH22	1.73	0.54
1:C:274:ILE:O	1:C:296:VAL:HG22	2.07	0.54
1:D:139:GLU:O	1:D:140:VAL:HB	2.07	0.54
1:J:324:HIS:CG	1:J:325:PRO:HD3	2.42	0.54
1:I:326:GLU:HG3	1:I:327:LEU:H	1.71	0.54
1:N:185:ALA:HA	1:N:309:ARG:HD3	1.87	0.54
1:B:231:MET:HG3	1:B:283:ILE:HG13	1.89	0.54
1:G:188:VAL:CG1	1:G:377:LEU:HD22	2.38	0.54

*Continued on next page...*

*Continued from previous page...*

Atom-1	Atom-2	Interatomic distance (Å)	Clash overlap (Å)
1:E:85:GLY:O	1:E:153:THR:HA	2.08	0.54
1:K:312:LEU:O	1:K:354:LEU:HD22	2.06	0.54
1:J:483:SER:O	1:J:486:VAL:HG22	2.06	0.54
1:O:22:ILE:HD12	1:O:90:THR:CG2	2.37	0.54
1:F:280:ARG:HD2	1:F:304:PHE:HB2	1.89	0.54
1:D:235:LYS:HE2	1:D:239:PHE:CG	2.43	0.54
1:K:236:ILE:HG23	1:K:237:LYS:N	2.21	0.54
1:N:160:THR:HA	1:N:163:LYS:HB3	1.89	0.54
1:M:217:LYS:HZ1	1:O:318:ILE:HD11	1.70	0.54
1:M:376:SER:O	1:M:379:ASP:HB2	2.07	0.54
1:G:139:GLU:O	1:G:140:VAL:HB	2.07	0.54
1:L:367:GLN:C	1:L:369:ILE:H	2.11	0.54
1:I:39:LEU:O	1:I:48:LEU:HA	2.07	0.54
1:H:201:LEU:CD2	1:H:360:ILE:HG12	2.36	0.54
1:B:287:PRO:O	1:B:291:PHE:HD1	1.90	0.54
1:E:450:ALA:HB1	1:J:417:GLY:HA2	1.89	0.54
1:I:57:ILE:HG23	1:I:58:LEU:HD23	1.89	0.54
1:C:55:ALA:O	1:C:59:LYS:HG3	2.08	0.54
1:E:321:THR:O	1:E:323:ASP:N	2.40	0.54
1:L:89:VAL:HG12	1:L:490:VAL:HG23	1.90	0.54
1:A:154:LEU:HD22	1:A:167:THR:HB	1.89	0.54
1:K:284:TYR:O	1:K:287:PRO:HD2	2.07	0.54
1:J:188:VAL:CG2	1:J:377:LEU:HD13	2.36	0.54
1:G:433:LEU:O	1:G:436:ILE:HG22	2.08	0.54
1:A:59:LYS:HE2	1:A:76:ARG:CB	2.38	0.54
1:K:433:LEU:HB2	1:K:434:PRO:HD3	1.90	0.54
1:M:367:GLN:HB2	1:M:369:ILE:HB	1.90	0.54
1:L:265:LYS:HE2	1:L:322:PHE:CZ	2.42	0.54
1:K:128:LEU:CD2	1:K:488:ARG:HG2	2.36	0.54
1:L:206:LEU:HD11	1:L:346:LEU:HD23	1.89	0.54
1:J:478:LEU:HB3	1:J:480:ILE:HD12	1.90	0.54
1:A:75:SER:O	1:A:78:GLN:HB3	2.06	0.54
1:E:171:VAL:O	1:E:175:LEU:HG	2.06	0.54
1:C:372:GLU:O	1:C:375:ARG:HB3	2.07	0.54
1:H:149:ILE:N	1:H:481:THR:HG22	2.22	0.54
1:O:225:LEU:HD13	1:O:329:LYS:CE	2.37	0.54
1:P:283:ILE:HG22	1:P:300:GLU:HG3	1.89	0.54
1:K:226:ILE:HB	1:K:317:GLU:OE2	2.07	0.54
1:E:57:ILE:HG23	1:E:58:LEU:HD23	1.88	0.54
1:C:258:GLU:OE2	1:C:284:TYR:HE2	1.91	0.54
1:L:27:LYS:NZ	1:L:439:ASP:HB3	2.23	0.54

*Continued on next page...*

*Continued from previous page...*

Atom-1	Atom-2	Interatomic distance (Å)	Clash overlap (Å)
1:F:371:ASP:O	1:F:374:GLU:HB3	2.08	0.54
1:E:402:MET:SD	1:E:453:ARG:HA	2.47	0.54
1:N:434:PRO:HB3	1:N:452:LEU:CD2	2.37	0.54
1:P:152:THR:HB	1:P:480:ILE:HG23	1.89	0.54
1:B:219:ILE:HB	1:B:275:ASN:HB3	1.89	0.54
1:G:368:GLN:O	1:G:368:GLN:HG3	2.07	0.54
1:J:215:GLN:HG3	1:J:292:GLY:HA2	1.88	0.54
1:A:268:ARG:HB3	1:A:271:LYS:HZ3	1.72	0.54
1:I:11:ALA:HB1	1:I:505:ASP:O	2.07	0.54
1:A:509:LYS:HG2	1:F:63:VAL:CG2	2.37	0.54
1:I:146:LEU:HD12	1:I:171:VAL:CG1	2.27	0.54
1:B:265:LYS:O	1:B:269:ILE:HB	2.06	0.54
1:G:487:LYS:HA	1:G:490:VAL:HG12	1.88	0.54
1:C:495:ALA:O	1:C:497:ALA:N	2.41	0.54
1:D:103:LEU:O	1:D:106:LYS:HB3	2.08	0.54
1:G:175:LEU:O	1:G:178:LYS:HD2	2.08	0.54
1:D:448:LEU:HD11	1:D:465:LEU:HD11	1.90	0.54
1:K:112:THR:HG21	1:K:418:LYS:HE2	1.89	0.54
1:E:414:ARG:NE	1:E:414:ARG:HA	2.22	0.54
1:H:185:ALA:HB1	1:H:357:ALA:HB1	1.88	0.54
1:A:283:ILE:HG22	1:A:300:GLU:CG	2.36	0.54
1:K:396:GLY:HA3	1:K:480:ILE:HG22	1.89	0.54
1:D:134:ASP:HA	1:D:395:TYR:CE2	2.43	0.54
1:E:231:MET:HB2	1:E:284:TYR:H	1.72	0.54
1:H:364:GLY:HA3	1:H:370:LEU:CD2	2.38	0.54
1:M:58:LEU:HD12	1:M:72:VAL:HG22	1.90	0.54
1:C:58:LEU:HB3	1:C:72:VAL:HG13	1.90	0.54
1:C:59:LYS:HE2	1:C:76:ARG:HB2	1.88	0.54
1:O:404:MET:HE2	1:O:430:LEU:HG	1.88	0.54
1:M:485:GLN:HB3	1:M:489:GLN:HE22	1.71	0.54
1:B:154:LEU:CD2	1:B:163:LYS:HG3	2.37	0.54
1:F:114:ILE:HA	1:F:117:TRP:CZ3	2.43	0.54
1:A:159:LEU:HD11	1:A:372:GLU:CD	2.28	0.54
1:M:124:ALA:O	1:M:128:LEU:HG	2.06	0.54
1:D:146:LEU:HD13	1:D:167:THR:O	2.08	0.54
1:M:500:VAL:HA	1:M:503:ARG:HD2	1.89	0.54
1:F:146:LEU:CD2	1:F:147:MET:H	2.19	0.54
1:E:442:GLY:CA	1:G:109:HIS:HB2	2.38	0.54
1:J:32:PRO:HD2	1:J:467:MET:CE	2.38	0.54
1:G:352:VAL:CG2	1:G:355:GLY:H	2.21	0.54
1:P:171:VAL:HA	1:P:174:VAL:HG22	1.90	0.54

*Continued on next page...*

*Continued from previous page...*

Atom-1	Atom-2	Interatomic distance (Å)	Clash overlap (Å)
1:M:58:LEU:HB3	1:M:72:VAL:CG1	2.37	0.54
1:D:231:MET:HB2	1:D:284:TYR:H	1.72	0.54
1:H:405:ALA:O	1:H:409:THR:HG22	2.07	0.54
1:H:57:ILE:HG23	1:H:58:LEU:HD23	1.88	0.54
1:G:71:LEU:HG	1:G:497:ALA:HB1	1.90	0.54
1:F:96:LEU:C	1:F:96:LEU:HD13	2.28	0.54
1:O:14:SER:HB2	1:O:508:ILE:N	2.23	0.54
1:J:52:ASN:OD1	1:J:157:LYS:HG2	2.07	0.54
1:C:114:ILE:HD12	1:C:499:GLU:HG3	1.90	0.54
1:O:183:LEU:HD13	1:O:381:LEU:CD1	2.34	0.54
1:L:324:HIS:HB2	1:L:329:LYS:HZ3	1.70	0.54
1:C:211:ILE:HG12	1:C:298:ALA:H	1.73	0.54
1:H:287:PRO:O	1:H:291:PHE:HD2	1.91	0.54
1:L:287:PRO:O	1:L:291:PHE:HD1	1.90	0.54
1:K:82:VAL:HG11	1:K:486:VAL:HA	1.88	0.54
1:E:284:TYR:O	1:E:287:PRO:HD2	2.08	0.54
1:K:219:ILE:HD12	1:K:275:ASN:HB3	1.89	0.54
1:E:99:GLU:O	1:E:102:SER:HB2	2.07	0.54
1:A:341:ILE:HG23	1:A:363:ARG:CZ	2.37	0.54
1:I:334:LYS:CD	1:I:351:GLY:HA3	2.37	0.54
1:H:337:GLU:HG3	1:H:339:VAL:HG23	1.90	0.54
1:D:277:PHE:CE2	1:D:279:ASN:HB2	2.42	0.54
1:N:268:ARG:HH11	1:N:271:LYS:NZ	2.06	0.54
1:P:242:ARG:O	1:P:243:VAL:HB	2.06	0.54
1:L:127:ALA:HB2	1:L:404:MET:SD	2.48	0.54
1:F:431:ARG:HH21	1:F:434:PRO:HG2	1.73	0.54
1:I:326:GLU:HG3	1:I:327:LEU:N	2.22	0.54
1:O:149:ILE:HB	1:O:481:THR:O	2.08	0.54
1:B:393:THR:HB	1:B:481:THR:OG1	2.08	0.54
1:E:119:GLU:OE1	1:E:423:MET:HE3	2.05	0.54
1:N:452:LEU:HD13	1:N:465:LEU:CD1	2.38	0.54
1:P:268:ARG:HH11	1:P:268:ARG:CG	2.21	0.54
1:N:345:LYS:O	1:N:346:LEU:HD12	2.07	0.54
1:J:57:ILE:HG23	1:J:58:LEU:HD23	1.89	0.54
1:G:263:LYS:O	1:G:267:GLU:HG2	2.08	0.54
1:J:408:VAL:HA	1:J:411:LEU:HD12	1.90	0.54
1:B:163:LYS:HE3	1:B:376:SER:HB3	1.89	0.54
1:B:368:GLN:HB3	1:F:496:GLU:HB3	1.90	0.54
1:K:150:ALA:O	1:K:154:LEU:HD13	2.08	0.54
1:O:65:ASN:N	1:O:66:PRO:HD2	2.22	0.54
1:F:453:ARG:HD2	1:O:417:GLY:HA2	1.89	0.54

*Continued on next page...*

*Continued from previous page...*

Atom-1	Atom-2	Interatomic distance (Å)	Clash overlap (Å)
1:I:324:HIS:ND1	1:I:325:PRO:HD3	2.23	0.54
1:P:313:VAL:HG13	1:P:352:VAL:CB	2.37	0.54
1:P:390:ASP:HB2	1:P:485:GLN:HE22	1.72	0.54
1:O:103:LEU:O	1:O:106:LYS:HB3	2.08	0.54
1:I:99:GLU:O	1:I:103:LEU:HD13	2.06	0.54
1:G:219:ILE:CD1	1:G:276:CYS:HB2	2.38	0.54
1:P:312:LEU:HD22	1:P:354:LEU:HD22	1.90	0.54
1:H:21:ALA:O	1:H:25:LEU:HD23	2.08	0.54
1:M:82:VAL:CG2	1:M:486:VAL:HG12	2.20	0.54
1:F:41:SER:HB3	1:F:45:ASP:OD2	2.07	0.54
1:D:146:LEU:HD12	1:D:171:VAL:CG1	2.31	0.54
1:K:57:ILE:HG23	1:K:58:LEU:HD23	1.89	0.54
1:M:153:THR:HG21	1:M:379:ASP:CB	2.35	0.54
1:G:310:LEU:O	1:G:314:THR:HG22	2.07	0.54
1:L:231:MET:HB2	1:L:284:TYR:H	1.73	0.54
1:P:352:VAL:HG22	1:P:355:GLY:H	1.73	0.54
1:N:231:MET:HG3	1:N:283:ILE:HG13	1.90	0.54
1:N:402:MET:SD	1:N:453:ARG:HA	2.48	0.54
1:A:117:TRP:CD1	1:A:495:ALA:HA	2.42	0.54
1:K:338:GLU:HA	1:K:346:LEU:O	2.07	0.54
1:C:99:GLU:O	1:C:103:LEU:HD13	2.08	0.54
1:P:330:LEU:CD2	1:P:330:LEU:N	2.71	0.54
1:P:116:GLY:CA	1:P:422:ALA:HB1	2.38	0.54
1:O:408:VAL:HG23	1:O:427:ALA:HB1	1.89	0.54
1:J:204:GLY:HA3	1:J:349:PHE:O	2.08	0.54
1:M:40:LEU:HB2	1:M:48:LEU:HG	1.89	0.54
1:A:508:ILE:H	1:F:39:LEU:HD22	1.73	0.53
1:J:148:ASN:HA	1:J:479:GLY:O	2.09	0.53
1:J:163:LYS:HZ1	1:J:376:SER:HB3	1.73	0.53
1:O:146:LEU:CD2	1:O:167:THR:HG23	2.37	0.53
1:A:188:VAL:HG13	1:A:377:LEU:CD2	2.38	0.53
1:F:198:ASP:C	1:F:363:ARG:HB2	2.29	0.53
1:E:57:ILE:HG23	1:E:58:LEU:CD2	2.38	0.53
1:P:369:ILE:O	1:P:372:GLU:CB	2.56	0.53
1:P:219:ILE:CD1	1:P:276:CYS:HB2	2.38	0.53
1:J:402:MET:HG2	1:J:431:ARG:HH22	1.73	0.53
1:A:451:GLN:NE2	1:A:471:THR:HA	2.23	0.53
1:N:438:ALA:CB	1:N:448:LEU:HG	2.38	0.53
1:D:385:ALA:O	1:D:388:VAL:HG22	2.08	0.53
1:H:191:LYS:O	1:H:370:LEU:HD21	2.08	0.53
1:E:163:LYS:HD2	1:E:166:PHE:CG	2.43	0.53

*Continued on next page...*



*Continued from previous page...*

Atom-1	Atom-2	Interatomic distance (Å)	Clash overlap (Å)
1:N:145:ASP:O	1:N:171:VAL:HG11	2.09	0.53
1:C:154:LEU:HD22	1:C:167:THR:HB	1.90	0.53
1:D:146:LEU:HD21	1:D:150:ALA:CB	2.27	0.53
1:J:146:LEU:CD2	1:J:147:MET:H	2.22	0.53
1:K:500:VAL:O	1:K:504:VAL:HG23	2.08	0.53
1:F:327:LEU:N	1:F:327:LEU:HD13	2.22	0.53
1:B:433:LEU:HA	1:B:436:ILE:HG22	1.89	0.53
1:M:317:GLU:HB2	1:M:329:LYS:HD3	1.89	0.53
1:N:438:ALA:HB2	1:N:448:LEU:HG	1.89	0.53
1:H:6:GLU:HB2	1:H:10:THR:CG2	2.38	0.53
1:F:32:PRO:HA	1:F:155:SER:HB3	1.91	0.53
1:B:280:ARG:HD2	1:B:304:PHE:HB2	1.90	0.53
1:D:59:LYS:HE2	1:D:76:ARG:HB2	1.90	0.53
1:I:160:THR:HA	1:I:163:LYS:HB3	1.91	0.53
1:G:266:VAL:HB	1:G:290:LEU:CD2	2.30	0.53
1:A:176:ARG:NH2	1:A:201:LEU:HD21	2.23	0.53
1:P:30:LEU:HD22	1:P:436:ILE:HD13	1.91	0.53
1:E:32:PRO:HD2	1:E:467:MET:HE1	1.89	0.53
1:L:435:THR:HG23	1:L:445:SER:CB	2.38	0.53
1:A:146:LEU:HG	1:A:171:VAL:CG1	2.39	0.53
1:K:452:LEU:HD13	1:K:465:LEU:CD1	2.39	0.53
1:H:5:GLU:HA	1:H:508:ILE:HA	1.89	0.53
1:A:58:LEU:HB3	1:A:72:VAL:HG11	1.91	0.53
1:P:448:LEU:HD11	1:P:465:LEU:CD1	2.37	0.53
1:N:223:LYS:HB2	1:N:274:ILE:HA	1.89	0.53
1:N:274:ILE:HG23	1:N:296:VAL:CG2	2.38	0.53
1:K:79:ASP:HA	1:K:83:GLY:HA2	1.91	0.53
1:O:59:LYS:HE3	1:O:73:ASP:HA	1.90	0.53
1:K:190:LYS:HB2	1:K:370:LEU:CD1	2.39	0.53
1:P:54:GLY:O	1:P:58:LEU:HD23	2.07	0.53
1:B:99:GLU:CG	1:B:425:SER:HB2	2.38	0.53
1:O:222:ALA:HA	1:O:275:ASN:OD1	2.08	0.53
1:I:53:ASP:HB3	1:I:375:ARG:CD	2.38	0.53
1:L:451:GLN:HE22	1:L:471:THR:HA	1.72	0.53
1:P:183:LEU:HD13	1:P:381:LEU:HD11	1.90	0.53
1:B:140:VAL:HA	1:B:175:LEU:HD22	1.90	0.53
1:I:157:LYS:HG2	1:I:372:GLU:OE2	2.08	0.53
1:J:178:LYS:HZ3	1:J:388:VAL:HG21	1.73	0.53
1:H:146:LEU:HD12	1:H:171:VAL:CG1	2.29	0.53
1:M:145:ASP:OD1	1:M:171:VAL:HB	2.08	0.53
1:M:211:ILE:HD11	1:M:297:MET:HG3	1.90	0.53

*Continued on next page...*

*Continued from previous page...*

Atom-1	Atom-2	Interatomic distance (Å)	Clash overlap (Å)
1:G:317:GLU:HB3	1:G:329:LYS:HD3	1.90	0.53
1:F:159:LEU:HB3	1:F:369:ILE:HG22	1.89	0.53
1:H:117:TRP:CD1	1:H:499:GLU:HB3	2.43	0.53
1:G:96:LEU:HD11	1:G:117:TRP:CZ2	2.40	0.53
1:F:324:HIS:HB2	1:F:329:LYS:CE	2.39	0.53
1:E:316:GLY:C	1:E:317:GLU:HG2	2.28	0.53
1:L:191:LYS:HG3	1:L:193:GLY:H	1.73	0.53
1:O:280:ARG:O	1:O:281:GLN:HB3	2.08	0.53
1:D:185:ALA:HB3	1:D:357:ALA:CB	2.39	0.53
1:H:425:SER:O	1:H:428:LYS:HG2	2.07	0.53
1:P:123:ALA:O	1:P:126:GLN:HG2	2.09	0.53
1:C:500:VAL:HB	1:C:503:ARG:HE	1.73	0.53
1:E:367:GLN:HG2	1:E:369:ILE:HB	1.89	0.53
1:B:225:LEU:HD11	1:B:324:HIS:ND1	2.23	0.53
1:G:89:VAL:HG12	1:G:490:VAL:CG2	2.30	0.53
1:G:157:LYS:HB3	1:G:159:LEU:HD11	1.91	0.53
1:F:154:LEU:O	1:F:157:LYS:HB2	2.09	0.53
1:K:225:LEU:HD11	1:K:324:HIS:ND1	2.24	0.53
1:L:4:ASP:OD1	1:L:508:ILE:HD13	2.07	0.53
1:E:39:LEU:CD1	1:E:57:ILE:HD11	2.39	0.53
1:N:110:PRO:O	1:N:113:ILE:HB	2.09	0.53
1:L:211:ILE:HG23	1:L:298:ALA:O	2.08	0.53
1:D:509:LYS:O	1:H:40:LEU:HD11	2.09	0.53
1:B:110:PRO:O	1:B:113:ILE:HB	2.09	0.53
1:H:185:ALA:CB	1:H:357:ALA:HB1	2.36	0.53
1:P:363:ARG:O	1:P:370:LEU:HD21	2.08	0.53
1:F:209:LYS:HD3	1:F:300:GLU:O	2.09	0.53
1:K:181:GLY:O	1:K:182:ASN:HB3	2.08	0.53
1:D:173:ALA:HA	1:D:176:ARG:CZ	2.38	0.53
1:P:141:LYS:HE2	1:P:144:GLN:HB2	1.91	0.53
1:O:16:PHE:HA	1:O:97:LEU:HD23	1.89	0.53
1:K:255:GLU:HG3	1:K:256:HIS:N	2.22	0.53
1:F:210:LYS:HE3	1:F:212:GLY:O	2.08	0.53
1:N:367:GLN:HG2	1:N:369:ILE:H	1.73	0.53
1:J:146:LEU:HD23	1:J:148:ASN:H	1.74	0.53
1:H:219:ILE:HB	1:H:275:ASN:HB3	1.91	0.53
1:O:503:ARG:O	1:O:504:VAL:HB	2.08	0.53
1:B:40:LEU:HB2	1:B:48:LEU:CD2	2.37	0.53
1:H:417:GLY:N	1:P:450:ALA:HB3	2.24	0.53
1:D:431:ARG:O	1:D:434:PRO:HD2	2.09	0.53
1:A:146:LEU:HD12	1:A:171:VAL:HG13	1.89	0.53

*Continued on next page...*

*Continued from previous page...*

Atom-1	Atom-2	Interatomic distance (Å)	Clash overlap (Å)
1:C:341:ILE:HD11	1:C:348:HIS:HE1	1.70	0.53
1:L:231:MET:HG3	1:L:283:ILE:HG13	1.88	0.53
1:P:185:ALA:HB1	1:P:357:ALA:HB1	1.91	0.53
1:A:274:ILE:HG23	1:A:296:VAL:CG2	2.39	0.53
1:M:324:HIS:HB2	1:M:329:LYS:CE	2.38	0.53
1:H:36:ASP:HB3	1:H:50:VAL:CG2	2.39	0.53
1:D:191:LYS:HZ3	1:D:344:ASP:HB3	1.74	0.53
1:F:34:GLY:H	1:F:156:SER:HA	1.73	0.53
1:F:58:LEU:HB3	1:F:72:VAL:CG1	2.39	0.53
1:E:166:PHE:CZ	1:E:198:ASP:HB3	2.44	0.53
1:N:369:ILE:HA	1:N:372:GLU:OE1	2.09	0.53
1:F:188:VAL:HG21	1:F:377:LEU:HD22	1.91	0.53
1:F:417:GLY:HA3	1:O:450:ALA:O	2.08	0.53
1:A:139:GLU:OE1	1:A:178:LYS:HD3	2.09	0.53
1:L:191:LYS:HZ2	1:L:346:LEU:HD11	1.73	0.53
1:F:30:LEU:HG	1:F:87:THR:O	2.09	0.53
1:G:126:GLN:O	1:G:130:ASN:HB3	2.09	0.53
1:N:334:LYS:HD3	1:N:335:LEU:HB2	1.90	0.53
1:H:207:LEU:O	1:H:347:ILE:HG22	2.08	0.53
1:E:280:ARG:O	1:E:281:GLN:HB3	2.09	0.53
1:P:161:HIS:CD2	1:P:162:HIS:H	2.27	0.53
1:H:178:LYS:HB2	1:H:388:VAL:HG21	1.91	0.53
1:C:108:ILE:HG22	1:C:109:HIS:N	2.24	0.53
1:E:206:LEU:HG	1:E:361:VAL:HG22	1.90	0.53
1:H:211:ILE:HG23	1:H:298:ALA:O	2.09	0.53
1:B:39:LEU:HD22	1:F:509:LYS:O	2.08	0.53
1:J:508:ILE:HD12	1:N:63:VAL:HG11	1.91	0.53
1:D:420:ALA:HB1	1:K:453:ARG:HH21	1.74	0.53
1:K:82:VAL:HG13	1:K:486:VAL:HG12	1.90	0.53
1:O:82:VAL:HG22	1:O:486:VAL:HG12	1.91	0.53
1:C:451:GLN:HE22	1:C:471:THR:HA	1.73	0.53
1:C:334:LYS:CB	1:C:351:GLY:HA3	2.38	0.53
1:M:390:ASP:CB	1:M:485:GLN:HE22	2.22	0.53
1:L:119:GLU:HA	1:L:119:GLU:OE1	2.09	0.53
1:C:312:LEU:O	1:C:354:LEU:HD22	2.09	0.53
1:D:245:VAL:HG12	1:D:247:SER:H	1.73	0.53
1:B:211:ILE:HG23	1:B:298:ALA:O	2.09	0.53
1:M:503:ARG:HG3	1:M:504:VAL:HG23	1.90	0.53
1:C:407:ALA:O	1:C:411:LEU:HD13	2.09	0.53
1:K:500:VAL:HA	1:K:503:ARG:NE	2.23	0.53
1:G:133:VAL:CG1	1:G:394:VAL:HG12	2.39	0.53

*Continued on next page...*

*Continued from previous page...*

Atom-1	Atom-2	Interatomic distance (Å)	Clash overlap (Å)
1:L:164:ASP:O	1:L:167:THR:HG22	2.09	0.53
1:D:438:ALA:CB	1:D:448:LEU:HG	2.39	0.53
1:C:399:CYS:HA	1:C:456:HIS:NE2	2.24	0.53
1:A:263:LYS:HA	1:A:266:VAL:HG12	1.91	0.53
1:G:173:ALA:HB2	1:G:360:ILE:CD1	2.38	0.53
1:J:504:VAL:HB	1:N:38:ILE:HG12	1.91	0.53
1:A:125:ARG:O	1:A:128:LEU:HB2	2.09	0.53
1:P:305:VAL:HG22	1:P:309:ARG:NH1	2.24	0.53
1:F:59:LYS:HE3	1:F:73:ASP:HA	1.90	0.53
1:N:75:SER:O	1:N:78:GLN:HB3	2.09	0.53
1:D:284:TYR:O	1:D:287:PRO:HD2	2.08	0.53
1:G:222:ALA:HA	1:G:275:ASN:HB2	1.91	0.53
1:P:312:LEU:O	1:P:354:LEU:HD22	2.08	0.53
1:D:266:VAL:HB	1:D:290:LEU:HD21	1.91	0.53
1:I:280:ARG:HD2	1:I:304:PHE:HB2	1.89	0.53
1:F:6:GLU:OE1	1:F:11:ALA:HA	2.09	0.53
1:O:18:GLY:HA2	1:O:509:LYS:NZ	2.24	0.53
1:B:261:LYS:O	1:B:265:LYS:HG3	2.09	0.53
1:M:496:GLU:O	1:M:500:VAL:HG13	2.08	0.53
1:C:117:TRP:O	1:C:120:ALA:HB3	2.08	0.53
1:F:159:LEU:HD23	1:F:163:LYS:CB	2.39	0.53
1:P:324:HIS:HB2	1:P:329:LYS:HZ1	1.74	0.53
1:A:92:LEU:HD11	1:A:433:LEU:HD21	1.90	0.53
1:H:450:ALA:HB2	1:P:420:ALA:CB	2.38	0.53
1:J:129:LEU:HD22	1:J:129:LEU:N	2.23	0.53
1:H:120:ALA:HA	1:H:123:ALA:HB3	1.91	0.53
1:A:274:ILE:HG23	1:A:296:VAL:HG21	1.91	0.53
1:P:32:PRO:CA	1:P:156:SER:HA	2.39	0.53
1:N:27:LYS:HA	1:N:436:ILE:HD11	1.91	0.53
1:K:96:LEU:HD13	1:K:97:LEU:N	2.24	0.53
1:M:30:LEU:HD13	1:M:436:ILE:CD1	2.38	0.53
1:N:124:ALA:HB1	1:N:491:LEU:HD13	1.90	0.53
1:P:226:ILE:HA	1:P:278:ILE:O	2.08	0.53
1:M:149:ILE:HB	1:M:481:THR:O	2.08	0.53
1:I:117:TRP:CD1	1:I:499:GLU:HG3	2.43	0.53
1:E:143:ARG:NE	1:E:143:ARG:HA	2.24	0.53
1:D:259:LYS:O	1:D:262:MET:HB3	2.09	0.53
1:I:405:ALA:HA	1:I:408:VAL:HG22	1.91	0.53
1:A:41:SER:O	1:A:45:ASP:HB2	2.09	0.53
1:L:321:THR:N	1:P:259:LYS:HE3	2.25	0.52
1:O:381:LEU:O	1:O:381:LEU:HD22	2.09	0.52

*Continued on next page...*

*Continued from previous page...*

Atom-1	Atom-2	Interatomic distance (Å)	Clash overlap (Å)
1:H:277:PHE:O	1:H:298:ALA:HA	2.10	0.52
1:D:188:VAL:HG21	1:D:362:LEU:HG	1.91	0.52
1:A:175:LEU:O	1:A:178:LYS:HE2	2.09	0.52
1:J:209:LYS:HE2	1:J:301:HIS:O	2.09	0.52
1:G:310:LEU:O	1:G:313:VAL:HB	2.10	0.52
1:I:284:TYR:O	1:I:287:PRO:HD2	2.08	0.52
1:M:324:HIS:HB2	1:M:329:LYS:HE2	1.91	0.52
1:M:61:ILE:HG13	1:M:63:VAL:HG23	1.91	0.52
1:N:127:ALA:H	1:N:130:ASN:HD21	1.57	0.52
1:N:191:LYS:HD3	1:N:192:LEU:H	1.74	0.52
1:L:28:SER:O	1:L:34:GLY:HA2	2.09	0.52
1:D:65:ASN:CG	1:D:66:PRO:HD3	2.29	0.52
1:H:312:LEU:O	1:H:354:LEU:HD22	2.09	0.52
1:F:57:ILE:HG23	1:F:58:LEU:HD23	1.92	0.52
1:C:146:LEU:HD13	1:C:168:LYS:HA	1.91	0.52
1:O:157:LYS:HB3	1:O:159:LEU:CD1	2.34	0.52
1:G:52:ASN:CG	1:G:375:ARG:HD2	2.29	0.52
1:O:117:TRP:CD1	1:O:499:GLU:HB2	2.44	0.52
1:J:508:ILE:HG21	1:N:63:VAL:CG1	2.37	0.52
1:C:345:LYS:C	1:C:346:LEU:HD12	2.30	0.52
1:F:27:LYS:HA	1:F:436:ILE:HD11	1.91	0.52
1:I:75:SER:O	1:I:78:GLN:HB3	2.09	0.52
1:M:185:ALA:HA	1:M:309:ARG:CD	2.40	0.52
1:M:68:ALA:O	1:M:72:VAL:HG23	2.08	0.52
1:A:334:LYS:HD2	1:A:351:GLY:HA3	1.91	0.52
1:C:216:PRO:HG2	1:C:295:GLY:HA2	1.90	0.52
1:J:131:SER:OG	1:J:403:LEU:HD21	2.08	0.52
1:I:145:ASP:OD2	1:I:175:LEU:HD11	2.09	0.52
1:C:168:LYS:O	1:C:171:VAL:HG22	2.09	0.52
1:C:380:ALA:O	1:C:384:LEU:HD22	2.08	0.52
1:J:163:LYS:O	1:J:166:PHE:HB2	2.09	0.52
1:H:154:LEU:HD11	1:H:163:LYS:HG3	1.92	0.52
1:H:146:LEU:HD13	1:H:167:THR:O	2.09	0.52
1:J:402:MET:CE	1:J:453:ARG:HG2	2.39	0.52
1:B:106:LYS:NZ	1:B:108:ILE:HG21	2.24	0.52
1:B:82:VAL:HG11	1:B:486:VAL:HA	1.90	0.52
1:I:345:LYS:C	1:I:346:LEU:HD12	2.30	0.52
1:A:341:ILE:O	1:A:343:GLU:N	2.39	0.52
1:B:64:ASP:OD2	1:B:66:PRO:HD2	2.10	0.52
1:P:451:GLN:HE22	1:P:471:THR:HA	1.75	0.52
1:E:30:LEU:HD11	1:E:87:THR:O	2.09	0.52

*Continued on next page...*

*Continued from previous page...*

Atom-1	Atom-2	Interatomic distance (Å)	Clash overlap (Å)
1:E:250:LYS:O	1:E:253:GLU:HG2	2.10	0.52
1:E:146:LEU:HD22	1:E:167:THR:HG23	1.90	0.52
1:H:174:VAL:HG21	1:H:384:LEU:HB3	1.92	0.52
1:C:122:LYS:NZ	1:C:411:LEU:HD23	2.24	0.52
1:H:447:ASP:O	1:P:417:GLY:HA2	2.09	0.52
1:F:3:ALA:CB	1:F:510:ALA:H	2.22	0.52
1:M:365:ALA:HB3	1:M:367:GLN:NE2	2.24	0.52
1:N:408:VAL:HA	1:N:411:LEU:HD12	1.92	0.52
1:N:92:LEU:HD11	1:N:433:LEU:HD21	1.91	0.52
1:E:169:LEU:HD11	1:E:201:LEU:HB2	1.92	0.52
1:E:29:THR:O	1:E:156:SER:HB3	2.09	0.52
1:P:133:VAL:HG22	1:P:134:ASP:OD1	2.09	0.52
1:L:280:ARG:HG3	1:L:304:PHE:HB2	1.92	0.52
1:B:32:PRO:HA	1:B:156:SER:N	2.23	0.52
1:N:219:ILE:HB	1:N:275:ASN:HB3	1.92	0.52
1:A:390:ASP:HB3	1:A:485:GLN:OE1	2.09	0.52
1:J:40:LEU:HD23	1:J:48:LEU:HG	1.92	0.52
1:F:258:GLU:HA	1:F:261:LYS:HD3	1.91	0.52
1:E:78:GLN:HE22	1:E:489:GLN:CB	2.23	0.52
1:L:39:LEU:HD11	1:L:57:ILE:HD11	1.92	0.52
1:J:512:PRO:O	1:J:513:ARG:HB2	2.09	0.52
1:D:402:MET:HG2	1:D:431:ARG:NH2	2.24	0.52
1:O:89:VAL:HG12	1:O:490:VAL:CG2	2.37	0.52
1:F:324:HIS:HB2	1:F:329:LYS:HE2	1.92	0.52
1:A:57:ILE:HD13	1:A:57:ILE:C	2.30	0.52
1:I:509:LYS:HA	1:O:40:LEU:HG	1.92	0.52
1:C:225:LEU:HD11	1:C:324:HIS:CE1	2.45	0.52
1:J:245:VAL:HG12	1:J:247:SER:O	2.08	0.52
1:A:209:LYS:O	1:A:347:ILE:HG13	2.09	0.52
1:M:201:LEU:O	1:M:201:LEU:HG	2.10	0.52
1:L:189:ILE:HG22	1:L:190:LYS:H	1.75	0.52
1:F:412:ALA:HB1	1:F:424:GLU:HB3	1.92	0.52
1:I:28:SER:O	1:I:34:GLY:HA2	2.09	0.52
1:L:99:GLU:O	1:L:103:LEU:HD13	2.09	0.52
1:I:146:LEU:CD2	1:I:147:MET:H	2.13	0.52
1:O:64:ASP:C	1:O:66:PRO:HD2	2.30	0.52
1:I:188:VAL:CG1	1:I:377:LEU:HD21	2.26	0.52
1:D:78:GLN:HG3	1:D:83:GLY:HA2	1.92	0.52
1:D:402:MET:HE1	1:D:406:HIS:HB2	1.91	0.52
1:G:352:VAL:HG22	1:G:355:GLY:H	1.75	0.52
1:N:38:ILE:HD12	1:N:48:LEU:CD2	2.39	0.52

*Continued on next page...*

*Continued from previous page...*

Atom-1	Atom-2	Interatomic distance (Å)	Clash overlap (Å)
1:B:112:THR:HB	1:B:418:LYS:NZ	2.24	0.52
1:N:284:TYR:O	1:N:287:PRO:HD2	2.09	0.52
1:N:431:ARG:O	1:N:434:PRO:HD2	2.10	0.52
1:L:191:LYS:HZ2	1:L:344:ASP:HB3	1.75	0.52
1:A:117:TRP:O	1:A:120:ALA:HB3	2.10	0.52
1:A:224:ILE:HD11	1:A:349:PHE:CE2	2.45	0.52
1:B:188:VAL:HG21	1:B:377:LEU:HD13	1.91	0.52
1:G:64:ASP:CG	1:G:66:PRO:HD2	2.30	0.52
1:E:280:ARG:O	1:E:280:ARG:HD3	2.10	0.52
1:C:352:VAL:HG23	1:C:355:GLY:H	1.74	0.52
1:E:369:ILE:O	1:E:372:GLU:HB3	2.10	0.52
1:O:66:PRO:HG3	1:O:509:LYS:HG2	1.92	0.52
1:D:219:ILE:HD11	1:D:336:ILE:HB	1.91	0.52
1:G:38:ILE:HG13	1:G:39:LEU:H	1.74	0.52
1:D:96:LEU:O	1:D:96:LEU:HD22	2.10	0.52
1:I:398:GLY:HA3	1:I:465:LEU:HD23	1.91	0.52
1:E:32:PRO:HA	1:E:155:SER:OG	2.09	0.52
1:P:219:ILE:HB	1:P:275:ASN:HB3	1.91	0.52
1:C:366:THR:HA	1:C:370:LEU:HD22	1.92	0.52
1:L:226:ILE:HD13	1:L:307:VAL:HG13	1.91	0.52
1:L:163:LYS:HE3	1:L:376:SER:HB3	1.92	0.52
1:M:452:LEU:HD22	1:M:465:LEU:HD21	1.91	0.52
1:F:59:LYS:CE	1:F:76:ARG:HB2	2.39	0.52
1:P:152:THR:OG1	1:P:480:ILE:HG23	2.10	0.52
1:B:219:ILE:HD11	1:B:336:ILE:HB	1.91	0.52
1:K:280:ARG:HG3	1:K:304:PHE:HB2	1.92	0.52
1:H:99:GLU:O	1:H:103:LEU:HD13	2.09	0.52
1:J:145:ASP:OD1	1:J:171:VAL:HB	2.08	0.52
1:A:442:GLY:HA2	1:C:109:HIS:ND1	2.24	0.52
1:A:89:VAL:HG12	1:A:490:VAL:CG2	2.39	0.52
1:I:189:ILE:O	1:I:362:LEU:HB2	2.09	0.52
1:M:15:SER:HB2	1:M:501:ILE:HG21	1.90	0.52
1:P:157:LYS:HB2	1:P:159:LEU:HD21	1.90	0.52
1:L:432:MET:O	1:L:435:THR:HB	2.09	0.52
1:F:444:ASP:OD1	1:O:108:ILE:HD13	2.09	0.52
1:E:79:ASP:HA	1:E:83:GLY:HA2	1.90	0.52
1:L:372:GLU:O	1:L:375:ARG:HB3	2.10	0.52
1:J:324:HIS:HB2	1:J:329:LYS:HZ3	1.74	0.52
1:P:100:ALA:HA	1:P:103:LEU:HD13	1.92	0.52
1:K:152:THR:OG1	1:K:480:ILE:HG13	2.09	0.52
1:L:128:LEU:C	1:L:129:LEU:HD13	2.29	0.52

*Continued on next page...*

*Continued from previous page...*

Atom-1	Atom-2	Interatomic distance (Å)	Clash overlap (Å)
1:P:134:ASP:OD1	1:P:392:ARG:HA	2.09	0.52
1:M:58:LEU:HB3	1:M:72:VAL:HG13	1.92	0.52
1:C:32:PRO:HD2	1:C:467:MET:CE	2.39	0.52
1:D:109:HIS:CE1	1:D:111:GLN:HB2	2.45	0.52
1:J:228:ASN:ND2	1:J:319:ALA:HB3	2.24	0.52
1:A:183:LEU:CB	1:A:186:ILE:HD12	2.40	0.52
1:E:222:ALA:HA	1:E:275:ASN:OD1	2.10	0.52
1:E:233:THR:O	1:E:234:ASP:HB3	2.09	0.52
1:A:53:ASP:HB2	1:A:375:ARG:HE	1.75	0.52
1:O:14:SER:HB2	1:O:508:ILE:HA	1.92	0.52
1:O:6:GLU:HB3	1:O:11:ALA:HB2	1.92	0.52
1:H:150:ALA:O	1:H:154:LEU:HB2	2.10	0.52
1:F:188:VAL:HG23	1:F:360:ILE:O	2.10	0.52
1:P:433:LEU:HA	1:P:436:ILE:HG22	1.92	0.52
1:L:319:ALA:HA	1:L:329:LYS:HZ1	1.74	0.52
1:O:50:VAL:HG11	1:O:368:GLN:NE2	2.24	0.52
1:O:433:LEU:HB2	1:O:434:PRO:HD3	1.92	0.52
1:D:511:ALA:N	1:D:512:PRO:HD2	2.23	0.52
1:B:36:ASP:HB3	1:B:50:VAL:CG2	2.40	0.52
1:P:57:ILE:C	1:P:57:ILE:HD13	2.29	0.52
1:N:352:VAL:HG22	1:N:355:GLY:H	1.74	0.52
1:G:485:GLN:HB2	1:G:489:GLN:HE22	1.75	0.52
1:H:127:ALA:HA	1:H:404:MET:SD	2.50	0.52
1:I:334:LYS:O	1:I:335:LEU:HB2	2.09	0.52
1:M:435:THR:O	1:M:439:ASP:HB2	2.09	0.52
1:P:74:MET:O	1:P:77:VAL:HG12	2.10	0.52
1:C:511:ALA:HB1	1:C:512:PRO:CD	2.40	0.52
1:I:174:VAL:HG21	1:I:384:LEU:HB3	1.92	0.52
1:L:38:ILE:CD1	1:L:48:LEU:HD23	2.40	0.52
1:H:134:ASP:HB3	1:H:395:TYR:CZ	2.45	0.52
1:F:206:LEU:HD22	1:F:207:LEU:N	2.25	0.52
1:H:431:ARG:HH21	1:H:434:PRO:HG2	1.75	0.52
1:H:402:MET:HG2	1:H:431:ARG:HH22	1.75	0.52
1:C:431:ARG:HH21	1:C:434:PRO:HG2	1.75	0.52
1:F:398:GLY:HA2	1:F:401:GLU:OE1	2.10	0.52
1:F:434:PRO:HB3	1:F:452:LEU:CD2	2.40	0.52
1:F:452:LEU:HD22	1:F:465:LEU:HD11	1.91	0.52
1:O:133:VAL:HG11	1:O:484:PHE:CE2	2.45	0.52
1:M:219:ILE:HB	1:M:275:ASN:HB3	1.91	0.52
1:L:390:ASP:CB	1:L:485:GLN:HE22	2.22	0.52
1:G:130:ASN:O	1:G:131:SER:HB3	2.10	0.52

*Continued on next page...*



*Continued from previous page...*

Atom-1	Atom-2	Interatomic distance (Å)	Clash overlap (Å)
1:A:133:VAL:CG2	1:A:392:ARG:HA	2.40	0.52
1:C:487:LYS:O	1:C:491:LEU:HG	2.10	0.52
1:I:310:LEU:O	1:I:314:THR:HG22	2.10	0.52
1:G:280:ARG:HD2	1:G:304:PHE:HB2	1.91	0.52
1:K:154:LEU:HD23	1:K:163:LYS:HG3	1.91	0.51
1:N:146:LEU:HD13	1:N:171:VAL:CG2	2.36	0.51
1:G:38:ILE:HG22	1:G:50:VAL:HB	1.92	0.51
1:G:96:LEU:O	1:G:96:LEU:HD22	2.09	0.51
1:O:397:GLY:HA3	1:O:475:MET:CE	2.40	0.51
1:A:311:ALA:HA	1:A:314:THR:CG2	2.39	0.51
1:O:92:LEU:HD21	1:O:433:LEU:HD11	1.92	0.51
1:H:200:TYR:CE1	1:H:363:ARG:HD2	2.46	0.51
1:H:317:GLU:HB3	1:H:329:LYS:HA	1.92	0.51
1:P:200:TYR:CD1	1:P:363:ARG:HD2	2.45	0.51
1:M:334:LYS:CD	1:M:351:GLY:HA3	2.40	0.51
1:G:59:LYS:HE2	1:G:76:ARG:HE	1.75	0.51
1:I:114:ILE:HA	1:I:117:TRP:CE3	2.45	0.51
1:O:334:LYS:HD3	1:O:351:GLY:HA3	1.90	0.51
1:D:59:LYS:HE3	1:D:73:ASP:HA	1.92	0.51
1:P:161:HIS:CG	1:P:162:HIS:H	2.28	0.51
1:D:143:ARG:NE	1:D:143:ARG:HA	2.25	0.51
1:O:95:GLU:HA	1:O:98:ARG:HD2	1.91	0.51
1:O:18:GLY:HA2	1:O:509:LYS:HZ3	1.75	0.51
1:B:269:ILE:HG23	1:B:274:ILE:HG22	1.90	0.51
1:K:225:LEU:HD11	1:K:324:HIS:CE1	2.45	0.51
1:F:397:GLY:HA3	1:F:475:MET:HE1	1.92	0.51
1:H:274:ILE:O	1:H:296:VAL:HG22	2.10	0.51
1:C:37:LYS:HB3	1:H:506:ASN:HB3	1.92	0.51
1:M:452:LEU:HD13	1:M:465:LEU:CD1	2.40	0.51
1:A:269:ILE:HG23	1:A:274:ILE:CG2	2.40	0.51
1:A:204:GLY:HA3	1:A:350:SER:HA	1.92	0.51
1:E:192:LEU:H	1:E:192:LEU:HD12	1.76	0.51
1:I:148:ASN:OD1	1:I:481:THR:HG22	2.09	0.51
1:P:340:MET:HE1	1:P:345:LYS:HE2	1.90	0.51
1:P:345:LYS:O	1:P:346:LEU:HD12	2.10	0.51
1:A:188:VAL:HG22	1:A:377:LEU:HD22	1.91	0.51
1:K:63:VAL:CG2	1:P:509:LYS:HE2	2.41	0.51
1:K:8:ALA:O	1:K:11:ALA:HB3	2.11	0.51
1:G:225:LEU:CD1	1:G:329:LYS:HE2	2.38	0.51
1:A:402:MET:HE2	1:A:453:ARG:HG2	1.92	0.51
1:E:32:PRO:HD2	1:E:467:MET:CE	2.40	0.51

*Continued on next page...*

*Continued from previous page...*

Atom-1	Atom-2	Interatomic distance (Å)	Clash overlap (Å)
1:O:114:ILE:HD13	1:O:117:TRP:CZ3	2.46	0.51
1:G:364:GLY:HA3	1:G:370:LEU:CD1	2.40	0.51
1:L:433:LEU:O	1:L:436:ILE:HG22	2.11	0.51
1:F:232:ASP:HA	1:F:284:TYR:HB2	1.91	0.51
1:F:225:LEU:HD22	1:F:329:LYS:HD2	1.92	0.51
1:E:210:LYS:HD2	1:E:345:LYS:HZ1	1.75	0.51
1:H:231:MET:HG3	1:H:283:ILE:HG13	1.91	0.51
1:G:334:LYS:HD2	1:G:351:GLY:HA3	1.93	0.51
1:E:185:ALA:HB1	1:E:357:ALA:HB1	1.93	0.51
1:J:216:PRO:CG	1:J:295:GLY:HA2	2.40	0.51
1:E:439:ASP:HB2	1:J:107:LYS:NZ	2.25	0.51
1:I:285:ASN:HD22	1:N:318:ILE:HD12	1.76	0.51
1:E:163:LYS:HE3	1:E:376:SER:OG	2.10	0.51
1:B:274:ILE:HG23	1:B:296:VAL:HG21	1.92	0.51
1:K:57:ILE:HG23	1:K:58:LEU:CD2	2.41	0.51
1:G:434:PRO:HB3	1:G:452:LEU:CD2	2.41	0.51
1:O:219:ILE:HD11	1:O:336:ILE:HB	1.92	0.51
1:G:231:MET:HB2	1:G:284:TYR:H	1.76	0.51
1:L:405:ALA:HA	1:L:408:VAL:HG22	1.93	0.51
1:H:390:ASP:HB3	1:H:485:GLN:CD	2.30	0.51
1:O:232:ASP:HA	1:O:284:TYR:CD1	2.46	0.51
1:H:37:LYS:O	1:H:50:VAL:HA	2.09	0.51
1:P:122:LYS:HD3	1:P:423:MET:CE	2.40	0.51
1:D:286:TYR:HB2	1:D:287:PRO:HD3	1.93	0.51
1:E:132:ALA:O	1:E:133:VAL:HG13	2.10	0.51
1:G:219:ILE:HD11	1:G:336:ILE:HB	1.92	0.51
1:G:240:GLY:O	1:G:241:SER:HB2	2.11	0.51
1:F:231:MET:HG2	1:F:279:ASN:HD22	1.76	0.51
1:H:189:ILE:HG22	1:H:190:LYS:N	2.26	0.51
1:I:148:ASN:CG	1:I:481:THR:HG22	2.31	0.51
1:G:324:HIS:ND1	1:G:325:PRO:HD3	2.25	0.51
1:P:283:ILE:HG22	1:P:300:GLU:CG	2.40	0.51
1:C:191:LYS:HB3	1:C:363:ARG:HA	1.93	0.51
1:A:448:LEU:HA	1:A:451:GLN:HE21	1.75	0.51
1:A:226:ILE:HG12	1:A:278:ILE:CG2	2.40	0.51
1:D:84:ASP:OD2	1:D:379:ASP:HA	2.11	0.51
1:B:78:GLN:OE1	1:B:489:GLN:HB3	2.11	0.51
1:L:412:ALA:CB	1:L:424:GLU:HB3	2.40	0.51
1:E:177:LEU:HG	1:E:186:ILE:HD11	1.91	0.51
1:J:392:ARG:O	1:J:484:PHE:HB2	2.11	0.51
1:B:148:ASN:HA	1:B:479:GLY:O	2.10	0.51

*Continued on next page...*

*Continued from previous page...*

Atom-1	Atom-2	Interatomic distance (Å)	Clash overlap (Å)
1:M:182:ASN:HB3	1:M:184:GLU:HG2	1.92	0.51
1:J:316:GLY:O	1:J:330:LEU:HB2	2.10	0.51
1:F:114:ILE:CD1	1:F:502:LEU:HD12	2.41	0.51
1:G:380:ALA:O	1:G:384:LEU:HD23	2.10	0.51
1:H:452:LEU:HD22	1:H:465:LEU:HD21	1.91	0.51
1:G:438:ALA:CB	1:G:448:LEU:HG	2.40	0.51
1:C:418:LYS:HD2	1:L:447:ASP:HA	1.92	0.51
1:J:402:MET:SD	1:J:453:ARG:HA	2.51	0.51
1:E:28:SER:HB2	1:E:35:MET:HB2	1.93	0.51
1:O:452:LEU:HD13	1:O:465:LEU:CD1	2.41	0.51
1:I:226:ILE:HD12	1:I:317:GLU:HG3	1.91	0.51
1:L:192:LEU:HA	1:L:366:THR:CG2	2.41	0.51
1:I:216:PRO:HG2	1:I:295:GLY:CA	2.41	0.51
1:K:280:ARG:HG3	1:K:304:PHE:N	2.26	0.51
1:I:280:ARG:HG3	1:I:304:PHE:CA	2.40	0.51
1:J:110:PRO:C	1:J:502:LEU:HD21	2.31	0.51
1:E:191:LYS:HE2	1:E:344:ASP:HB3	1.92	0.51
1:K:163:LYS:HE3	1:K:376:SER:HB3	1.93	0.51
1:A:157:LYS:HB3	1:A:159:LEU:HD21	1.92	0.51
1:O:6:GLU:OE2	1:O:508:ILE:HG12	2.10	0.51
1:D:163:LYS:O	1:D:166:PHE:HB2	2.10	0.51
1:C:116:GLY:O	1:C:119:GLU:HB2	2.11	0.51
1:F:159:LEU:CD2	1:F:163:LYS:HG2	2.41	0.51
1:B:484:PHE:CE2	1:B:488:ARG:HD3	2.46	0.51
1:P:261:LYS:O	1:P:265:LYS:HG3	2.10	0.51
1:H:452:LEU:CD2	1:H:465:LEU:HD21	2.41	0.51
1:I:434:PRO:HB3	1:I:452:LEU:CD2	2.41	0.51
1:G:364:GLY:HA3	1:G:370:LEU:HD11	1.92	0.51
1:N:103:LEU:O	1:N:106:LYS:HB2	2.10	0.51
1:H:283:ILE:HG22	1:H:300:GLU:CG	2.40	0.51
1:A:287:PRO:O	1:A:291:PHE:HD1	1.93	0.51
1:N:323:ASP:C	1:N:325:PRO:HD2	2.31	0.51
1:A:269:ILE:HG12	1:A:274:ILE:HG21	1.92	0.51
1:J:59:LYS:HE2	1:J:76:ARG:CB	2.39	0.51
1:K:373:ALA:O	1:K:377:LEU:HB2	2.10	0.51
1:J:109:HIS:HB3	1:J:112:THR:OG1	2.11	0.51
1:E:245:VAL:HB	1:E:251:VAL:HG21	1.92	0.51
1:A:206:LEU:HD22	1:A:207:LEU:H	1.75	0.51
1:F:96:LEU:HD22	1:F:96:LEU:O	2.10	0.51
1:I:53:ASP:HB3	1:I:375:ARG:NE	2.25	0.51
1:E:241:SER:O	1:E:243:VAL:HG13	2.11	0.51

*Continued on next page...*

*Continued from previous page...*

Atom-1	Atom-2	Interatomic distance (Å)	Clash overlap (Å)
1:D:445:SER:O	1:D:449:VAL:HG23	2.10	0.51
1:A:163:LYS:HA	1:A:166:PHE:CD1	2.43	0.51
1:C:154:LEU:HD23	1:C:163:LYS:CG	2.38	0.51
1:O:507:ILE:O	1:O:508:ILE:HB	2.10	0.51
1:O:157:LYS:HB2	1:O:159:LEU:HD21	1.92	0.51
1:H:211:ILE:HD12	1:H:298:ALA:N	2.25	0.51
1:G:145:ASP:OD2	1:G:175:LEU:HD11	2.10	0.51
1:B:191:LYS:HE2	1:B:191:LYS:HA	1.93	0.51
1:K:442:GLY:HA3	1:P:109:HIS:CG	2.45	0.51
1:P:372:GLU:O	1:P:375:ARG:HB3	2.11	0.51
1:P:222:ALA:HB1	1:P:336:ILE:HD12	1.93	0.51
1:G:274:ILE:HG23	1:G:296:VAL:HG21	1.93	0.51
1:L:408:VAL:HG23	1:L:427:ALA:HB1	1.92	0.51
1:D:438:ALA:HB2	1:D:448:LEU:HG	1.93	0.51
1:D:371:ASP:O	1:D:374:GLU:HB3	2.10	0.51
1:A:171:VAL:O	1:A:174:VAL:HG22	2.10	0.51
1:I:324:HIS:HB2	1:I:329:LYS:HZ3	1.75	0.51
1:H:231:MET:HB2	1:H:283:ILE:HG13	1.93	0.51
1:E:122:LYS:HG2	1:E:125:ARG:HE	1.76	0.51
1:B:126:GLN:CD	1:B:411:LEU:HD11	2.31	0.51
1:M:222:ALA:HA	1:M:275:ASN:HB2	1.92	0.51
1:G:59:LYS:HE2	1:G:76:ARG:CB	2.40	0.51
1:M:394:VAL:CG2	1:M:482:GLU:HB2	2.40	0.51
1:E:245:VAL:HB	1:E:251:VAL:CG2	2.41	0.51
1:A:30:LEU:HD11	1:A:87:THR:O	2.10	0.51
1:J:51:THR:HG21	1:J:56:THR:HB	1.92	0.51
1:F:413:SER:HB3	1:O:406:HIS:ND1	2.26	0.51
1:K:99:GLU:O	1:K:102:SER:HB2	2.10	0.51
1:A:64:ASP:HB2	1:A:66:PRO:HD2	1.92	0.51
1:M:483:SER:HB2	1:M:486:VAL:HG13	1.91	0.51
1:A:369:ILE:O	1:A:372:GLU:CB	2.59	0.51
1:A:508:ILE:N	1:F:39:LEU:HD22	2.25	0.51
1:I:146:LEU:HB2	1:I:171:VAL:CG1	2.41	0.51
1:C:163:LYS:O	1:C:166:PHE:HB2	2.10	0.51
1:O:66:PRO:HA	1:O:507:ILE:CG2	2.40	0.51
1:O:146:LEU:HD22	1:O:168:LYS:HA	1.93	0.51
1:G:159:LEU:HD12	1:G:372:GLU:CD	2.32	0.51
1:B:338:GLU:HG3	1:B:346:LEU:O	2.11	0.51
1:P:266:VAL:HB	1:P:290:LEU:CD2	2.36	0.51
1:J:402:MET:HE2	1:J:453:ARG:HG2	1.92	0.51
1:J:431:ARG:O	1:J:434:PRO:HD2	2.11	0.51

*Continued on next page...*

*Continued from previous page...*

Atom-1	Atom-2	Interatomic distance (Å)	Clash overlap (Å)
1:O:205:PHE:HD1	1:O:359:THR:HG1	1.59	0.51
1:B:117:TRP:HE1	1:B:498:ALA:HB3	1.75	0.51
1:B:109:HIS:CE1	1:G:33:LYS:HD2	2.46	0.51
1:H:185:ALA:HA	1:H:309:ARG:CG	2.40	0.51
1:M:114:ILE:HA	1:M:117:TRP:CZ3	2.46	0.51
1:L:207:LEU:O	1:L:347:ILE:HG22	2.10	0.51
1:D:177:LEU:CD1	1:D:186:ILE:HD11	2.38	0.51
1:H:104:ILE:HG13	1:H:105:ALA:N	2.25	0.51
1:N:204:GLY:O	1:N:359:THR:HB	2.11	0.51
1:B:79:ASP:OD1	1:B:83:GLY:HA2	2.11	0.51
1:I:146:LEU:HB3	1:I:168:LYS:HA	1.93	0.51
1:J:163:LYS:HD2	1:J:166:PHE:CD1	2.46	0.51
1:I:448:LEU:C	1:I:448:LEU:HD13	2.32	0.51
1:O:111:GLN:HA	1:O:114:ILE:HG12	1.92	0.51
1:D:402:MET:CE	1:D:453:ARG:HG2	2.41	0.51
1:G:117:TRP:O	1:G:120:ALA:HB3	2.10	0.51
1:G:93:ALA:O	1:G:96:LEU:HB3	2.12	0.51
1:D:283:ILE:HG22	1:D:300:GLU:HG3	1.93	0.51
1:M:364:GLY:HA3	1:M:370:LEU:CD1	2.41	0.51
1:F:263:LYS:HA	1:F:266:VAL:HG12	1.93	0.51
1:I:418:LYS:NZ	1:I:418:LYS:HB3	2.25	0.51
1:P:483:SER:O	1:P:486:VAL:HG22	2.10	0.51
1:B:168:LYS:O	1:B:171:VAL:HG22	2.11	0.50
1:B:158:LEU:CD2	1:F:503:ARG:HH21	2.22	0.50
1:D:154:LEU:HD13	1:D:167:THR:OG1	2.11	0.50
1:J:367:GLN:HG2	1:J:369:ILE:HB	1.93	0.50
1:M:497:ALA:O	1:M:500:VAL:HG22	2.11	0.50
1:H:171:VAL:HA	1:H:174:VAL:HG22	1.92	0.50
1:M:174:VAL:HG21	1:M:384:LEU:HB3	1.93	0.50
1:B:173:ALA:CB	1:B:360:ILE:HD11	2.42	0.50
1:E:58:LEU:HB3	1:E:72:VAL:HG13	1.92	0.50
1:D:82:VAL:HG12	1:D:83:GLY:N	2.25	0.50
1:O:204:GLY:O	1:O:359:THR:HB	2.11	0.50
1:K:402:MET:HG2	1:K:431:ARG:HH22	1.76	0.50
1:K:91:VAL:HG21	1:K:436:ILE:CD1	2.41	0.50
1:K:211:ILE:HG12	1:K:298:ALA:H	1.77	0.50
1:O:433:LEU:O	1:O:436:ILE:HG22	2.12	0.50
1:H:265:LYS:HE2	1:H:322:PHE:CE1	2.46	0.50
1:J:421:VAL:O	1:J:424:GLU:HG2	2.10	0.50
1:D:508:ILE:HG22	1:D:509:LYS:HG3	1.94	0.50
1:N:287:PRO:O	1:N:291:PHE:HD2	1.94	0.50

*Continued on next page...*

*Continued from previous page...*

Atom-1	Atom-2	Interatomic distance (Å)	Clash overlap (Å)
1:I:274:ILE:HG23	1:I:296:VAL:CG2	2.41	0.50
1:O:78:GLN:CG	1:O:83:GLY:HA3	2.41	0.50
1:N:82:VAL:HG13	1:N:83:GLY:N	2.26	0.50
1:B:446:ALA:HB2	1:I:106:LYS:HZ2	1.77	0.50
1:L:219:ILE:HB	1:L:275:ASN:HB3	1.92	0.50
1:C:511:ALA:HB1	1:C:512:PRO:HD2	1.92	0.50
1:B:435:THR:HG23	1:B:445:SER:HB2	1.93	0.50
1:B:163:LYS:HE3	1:B:376:SER:OG	2.11	0.50
1:E:58:LEU:HB3	1:E:72:VAL:HG11	1.91	0.50
1:E:283:ILE:HG22	1:E:300:GLU:CG	2.41	0.50
1:P:390:ASP:CB	1:P:485:GLN:HE22	2.23	0.50
1:L:185:ALA:HB1	1:L:357:ALA:HB1	1.92	0.50
1:E:173:ALA:O	1:E:176:ARG:HG2	2.11	0.50
1:N:185:ALA:HA	1:N:309:ARG:CD	2.41	0.50
1:D:258:GLU:OE2	1:D:284:TYR:HE2	1.94	0.50
1:F:132:ALA:HB2	1:F:461:THR:HG21	1.93	0.50
1:E:41:SER:HB3	1:E:45:ASP:OD2	2.10	0.50
1:M:52:ASN:ND2	1:M:157:LYS:HA	2.26	0.50
1:I:174:VAL:HG11	1:I:384:LEU:CG	2.41	0.50
1:J:157:LYS:HE2	1:J:379:ASP:OD2	2.12	0.50
1:O:146:LEU:CG	1:O:147:MET:N	2.74	0.50
1:M:154:LEU:HD22	1:M:167:THR:HB	1.92	0.50
1:C:110:PRO:O	1:C:113:ILE:HB	2.10	0.50
1:B:124:ALA:O	1:B:128:LEU:HG	2.11	0.50
1:B:194:GLY:HA2	1:B:364:GLY:O	2.10	0.50
1:J:211:ILE:HG12	1:J:298:ALA:H	1.77	0.50
1:J:506:ASN:ND2	1:J:508:ILE:HD11	2.21	0.50
1:I:89:VAL:HG12	1:I:490:VAL:CG2	2.38	0.50
1:F:431:ARG:HD3	1:F:453:ARG:HH21	1.77	0.50
1:P:309:ARG:O	1:P:313:VAL:HG23	2.10	0.50
1:C:225:LEU:HD22	1:C:329:LYS:HD2	1.93	0.50
1:H:364:GLY:HA3	1:H:370:LEU:HD22	1.93	0.50
1:I:82:VAL:HG13	1:I:83:GLY:N	2.26	0.50
1:J:244:ARG:HD3	1:J:245:VAL:H	1.76	0.50
1:J:245:VAL:HG21	1:J:251:VAL:CG2	2.41	0.50
1:I:43:GLY:O	1:I:44:ARG:HB3	2.12	0.50
1:O:67:ALA:H	1:O:507:ILE:HG21	1.73	0.50
1:P:340:MET:CE	1:P:345:LYS:HE2	2.41	0.50
1:L:321:THR:H	1:P:259:LYS:HD2	1.76	0.50
1:O:225:LEU:HD11	1:O:324:HIS:CE1	2.47	0.50
1:K:226:ILE:HA	1:K:278:ILE:O	2.12	0.50

*Continued on next page...*

*Continued from previous page...*

Atom-1	Atom-2	Interatomic distance (Å)	Clash overlap (Å)
1:G:191:LYS:HE2	1:G:346:LEU:HD11	1.93	0.50
1:F:284:TYR:O	1:F:287:PRO:HD2	2.11	0.50
1:B:402:MET:CE	1:B:453:ARG:HG2	2.41	0.50
1:H:446:ALA:HB2	1:P:106:LYS:CE	2.40	0.50
1:B:219:ILE:HD12	1:B:275:ASN:CB	2.41	0.50
1:P:188:VAL:CB	1:P:377:LEU:HD13	2.41	0.50
1:N:313:VAL:HG13	1:N:352:VAL:CG2	2.42	0.50
1:H:58:LEU:HB3	1:H:72:VAL:CG1	2.42	0.50
1:G:259:LYS:O	1:G:263:LYS:HG2	2.11	0.50
1:F:312:LEU:O	1:F:354:LEU:HD22	2.11	0.50
1:I:451:GLN:HE22	1:I:471:THR:HA	1.76	0.50
1:C:210:LYS:HE2	1:C:212:GLY:O	2.11	0.50
1:J:345:LYS:C	1:J:346:LEU:HD12	2.32	0.50
1:N:163:LYS:HE3	1:N:376:SER:CB	2.41	0.50
1:P:345:LYS:C	1:P:346:LEU:HD12	2.31	0.50
1:O:146:LEU:HG	1:O:147:MET:N	2.26	0.50
1:N:297:MET:CE	1:N:347:ILE:HD11	2.42	0.50
1:F:154:LEU:HD23	1:F:163:LYS:HG3	1.93	0.50
1:P:277:PHE:O	1:P:298:ALA:HA	2.12	0.50
1:N:40:LEU:HD13	1:N:48:LEU:CD1	2.41	0.50
1:E:448:LEU:C	1:E:448:LEU:HD13	2.31	0.50
1:C:89:VAL:HA	1:C:490:VAL:CG2	2.41	0.50
1:E:101:GLU:O	1:E:104:ILE:HG12	2.11	0.50
1:B:231:MET:HB2	1:B:284:TYR:H	1.77	0.50
1:J:268:ARG:O	1:J:271:LYS:HG2	2.11	0.50
1:K:204:GLY:HA3	1:K:349:PHE:O	2.11	0.50
1:N:28:SER:O	1:N:34:GLY:HA2	2.11	0.50
1:A:508:ILE:CG1	1:F:39:LEU:HD22	2.42	0.50
1:L:38:ILE:HG12	1:M:504:VAL:HG21	1.93	0.50
1:O:318:ILE:HG12	1:O:328:VAL:O	2.12	0.50
1:D:222:ALA:HA	1:D:275:ASN:OD1	2.12	0.50
1:P:231:MET:HB2	1:P:284:TYR:H	1.77	0.50
1:L:318:ILE:HD13	1:P:290:LEU:HD12	1.94	0.50
1:M:119:GLU:HB3	1:M:423:MET:HE3	1.93	0.50
1:H:226:ILE:O	1:H:329:LYS:HE3	2.11	0.50
1:B:405:ALA:HA	1:B:408:VAL:HG22	1.94	0.50
1:M:65:ASN:N	1:M:66:PRO:HD2	2.26	0.50
1:B:334:LYS:CG	1:B:351:GLY:HA3	2.42	0.50
1:H:404:MET:O	1:H:408:VAL:HG22	2.10	0.50
1:F:334:LYS:HD2	1:F:351:GLY:HA3	1.94	0.50
1:L:33:LYS:NZ	1:L:33:LYS:HB2	2.27	0.50

*Continued on next page...*

*Continued from previous page...*

Atom-1	Atom-2	Interatomic distance (Å)	Clash overlap (Å)
1:E:171:VAL:CG1	1:E:384:LEU:HG	2.41	0.50
1:I:380:ALA:O	1:I:384:LEU:HD22	2.12	0.50
1:C:140:VAL:H	1:C:178:LYS:HZ3	1.59	0.50
1:L:321:THR:OG1	1:P:259:LYS:HG3	2.11	0.50
1:H:141:LYS:O	1:H:145:ASP:HB2	2.11	0.50
1:M:146:LEU:CD2	1:M:147:MET:H	2.25	0.50
1:G:163:LYS:HD2	1:G:166:PHE:CD1	2.47	0.50
1:H:276:CYS:HA	1:H:297:MET:O	2.12	0.50
1:L:146:LEU:CD2	1:L:147:MET:H	2.24	0.50
1:L:324:HIS:ND1	1:L:325:PRO:HD3	2.27	0.50
1:F:431:ARG:O	1:F:434:PRO:HD2	2.12	0.50
1:P:448:LEU:HD13	1:P:448:LEU:C	2.31	0.50
1:I:61:ILE:HD13	1:N:511:ALA:HB1	1.94	0.50
1:F:405:ALA:HA	1:F:408:VAL:HG22	1.93	0.50
1:E:225:LEU:HD13	1:E:329:LYS:HE2	1.94	0.50
1:L:185:ALA:HB1	1:L:357:ALA:CB	2.42	0.50
1:L:313:VAL:CG2	1:L:357:ALA:HB3	2.39	0.50
1:H:225:LEU:HD13	1:H:329:LYS:HE2	1.93	0.50
1:I:78:GLN:HE22	1:I:489:GLN:HB2	1.77	0.50
1:I:222:ALA:HA	1:I:275:ASN:OD1	2.12	0.50
1:M:506:ASN:O	1:M:508:ILE:HG13	2.11	0.50
1:P:484:PHE:CE2	1:P:488:ARG:HD3	2.45	0.50
1:O:340:MET:HG2	1:O:345:LYS:HG2	1.93	0.50
1:F:106:LYS:HG2	1:F:113:ILE:HD11	1.94	0.50
1:M:81:GLU:O	1:M:82:VAL:HB	2.12	0.50
1:I:188:VAL:HB	1:I:360:ILE:HB	1.93	0.50
1:M:140:VAL:H	1:M:178:LYS:NZ	2.09	0.50
1:P:287:PRO:O	1:P:291:PHE:HD2	1.95	0.50
1:P:324:HIS:ND1	1:P:325:PRO:HD3	2.27	0.50
1:K:231:MET:HB2	1:K:284:TYR:H	1.76	0.50
1:I:211:ILE:HD13	1:I:215:GLN:CB	2.42	0.50
1:P:112:THR:CB	1:P:418:LYS:NZ	2.74	0.50
1:N:114:ILE:HA	1:N:117:TRP:CE3	2.46	0.50
1:B:205:PHE:HA	1:B:359:THR:CB	2.42	0.50
1:A:225:LEU:CD1	1:A:329:LYS:HE2	2.39	0.50
1:P:209:LYS:HZ3	1:P:302:ALA:HA	1.76	0.50
1:A:284:TYR:O	1:A:287:PRO:HD2	2.11	0.50
1:E:158:LEU:HD11	1:G:503:ARG:NE	2.27	0.50
1:E:211:ILE:HG12	1:E:298:ALA:H	1.76	0.50
1:C:141:LYS:CG	1:C:144:GLN:HB2	2.41	0.50
1:K:206:LEU:HD11	1:K:346:LEU:HD23	1.94	0.50

*Continued on next page...*



*Continued from previous page...*

Atom-1	Atom-2	Interatomic distance (Å)	Clash overlap (Å)
1:B:448:LEU:HD13	1:B:448:LEU:C	2.32	0.50
1:C:39:LEU:HD12	1:C:57:ILE:HG13	1.94	0.50
1:J:321:THR:O	1:J:323:ASP:N	2.45	0.50
1:C:245:VAL:HG11	1:C:250:LYS:HB3	1.94	0.50
1:I:154:LEU:HD22	1:I:167:THR:CB	2.42	0.50
1:O:177:LEU:HD11	1:O:186:ILE:CD1	2.32	0.50
1:H:452:LEU:HD13	1:H:465:LEU:HD13	1.93	0.50
1:C:191:LYS:NZ	1:C:346:LEU:HD11	2.27	0.50
1:J:152:THR:HA	1:J:155:SER:HB3	1.94	0.50
1:K:211:ILE:CD1	1:K:297:MET:HG3	2.40	0.50
1:I:61:ILE:HG23	1:N:512:PRO:O	2.12	0.50
1:H:345:LYS:C	1:H:346:LEU:HD12	2.33	0.50
1:H:313:VAL:CG1	1:H:352:VAL:HG21	2.41	0.50
1:E:119:GLU:HB3	1:E:423:MET:CE	2.42	0.50
1:M:65:ASN:CG	1:M:66:PRO:HD3	2.33	0.50
1:B:312:LEU:HD13	1:B:354:LEU:HD21	1.93	0.50
1:C:39:LEU:O	1:C:48:LEU:HA	2.11	0.50
1:A:335:LEU:HD21	1:A:337:GLU:CD	2.32	0.50
1:H:216:PRO:CG	1:H:295:GLY:HA2	2.42	0.50
1:K:334:LYS:CD	1:K:351:GLY:HA3	2.42	0.50
1:P:143:ARG:NE	1:P:143:ARG:HA	2.27	0.50
1:L:143:ARG:HE	1:L:143:ARG:HA	1.76	0.50
1:B:174:VAL:HG11	1:B:384:LEU:CB	2.42	0.49
1:E:38:ILE:HG23	1:G:504:VAL:HG22	1.94	0.49
1:K:265:LYS:HZ2	1:K:287:PRO:HG3	1.77	0.49
1:K:32:PRO:HD2	1:K:467:MET:CE	2.42	0.49
1:F:152:THR:OG1	1:F:480:ILE:HD12	2.12	0.49
1:F:509:LYS:O	1:F:509:LYS:HG3	2.12	0.49
1:B:313:VAL:O	1:B:352:VAL:HG23	2.12	0.49
1:A:448:LEU:HD11	1:A:465:LEU:HD11	1.93	0.49
1:M:411:LEU:HB3	1:M:423:MET:SD	2.52	0.49
1:B:110:PRO:HA	1:B:113:ILE:HD12	1.94	0.49
1:G:128:LEU:C	1:G:129:LEU:HD13	2.31	0.49
1:N:274:ILE:HG23	1:N:296:VAL:HG21	1.94	0.49
1:B:216:PRO:CG	1:B:295:GLY:HA2	2.41	0.49
1:M:190:LYS:CB	1:M:370:LEU:HG	2.42	0.49
1:O:96:LEU:HD13	1:O:96:LEU:C	2.33	0.49
1:J:206:LEU:HD11	1:J:346:LEU:HD23	1.94	0.49
1:O:497:ALA:O	1:O:500:VAL:HG22	2.12	0.49
1:K:157:LYS:HD3	1:K:375:ARG:HD3	1.93	0.49
1:A:36:ASP:H	1:C:503:ARG:CD	2.25	0.49

*Continued on next page...*

*Continued from previous page...*

Atom-1	Atom-2	Interatomic distance (Å)	Clash overlap (Å)
1:I:171:VAL:HG12	1:I:384:LEU:HG	1.93	0.49
1:J:163:LYS:HZ1	1:J:373:ALA:HA	1.77	0.49
1:H:146:LEU:CD2	1:H:147:MET:H	2.25	0.49
1:H:154:LEU:HD11	1:H:163:LYS:HG2	1.93	0.49
1:N:133:VAL:HG23	1:N:134:ASP:N	2.26	0.49
1:K:283:ILE:HG22	1:K:300:GLU:CG	2.39	0.49
1:F:188:VAL:HB	1:F:360:ILE:HB	1.94	0.49
1:G:133:VAL:HG23	1:G:134:ASP:N	2.22	0.49
1:P:219:ILE:HD12	1:P:275:ASN:HB3	1.93	0.49
1:I:33:LYS:H	1:I:440:ASN:HB2	1.77	0.49
1:J:231:MET:HG3	1:J:283:ILE:HG13	1.93	0.49
1:M:343:GLU:HG3	1:M:344:ASP:H	1.78	0.49
1:E:238:ILE:CG2	1:E:238:ILE:O	2.60	0.49
1:O:161:HIS:CG	1:O:162:HIS:H	2.30	0.49
1:C:40:LEU:HB2	1:C:48:LEU:HD12	1.93	0.49
1:C:379:ASP:O	1:C:383:VAL:HG23	2.12	0.49
1:C:84:ASP:OD2	1:C:379:ASP:HB3	2.12	0.49
1:F:203:GLU:HB2	1:F:350:SER:HB2	1.94	0.49
1:J:161:HIS:CG	1:J:162:HIS:H	2.30	0.49
1:M:214:ASN:HA	1:O:318:ILE:CG2	2.42	0.49
1:J:266:VAL:CB	1:J:290:LEU:HD21	2.33	0.49
1:H:447:ASP:HB2	1:P:418:LYS:CD	2.42	0.49
1:C:452:LEU:HD13	1:C:465:LEU:HD23	1.94	0.49
1:E:431:ARG:HH21	1:E:434:PRO:HG2	1.77	0.49
1:E:452:LEU:HA	1:E:472:ILE:HG21	1.94	0.49
1:L:284:TYR:O	1:L:287:PRO:HD2	2.12	0.49
1:E:188:VAL:HG11	1:E:377:LEU:CD1	2.41	0.49
1:M:231:MET:HB2	1:M:284:TYR:H	1.78	0.49
1:N:92:LEU:HA	1:N:95:GLU:OE2	2.12	0.49
1:K:96:LEU:C	1:K:96:LEU:HD13	2.32	0.49
1:P:462:THR:O	1:P:475:MET:HB3	2.13	0.49
1:L:13:LEU:HD22	1:L:13:LEU:O	2.12	0.49
1:E:280:ARG:HG3	1:E:304:PHE:CA	2.42	0.49
1:C:148:ASN:HB3	1:C:481:THR:HG22	1.94	0.49
1:M:191:LYS:HE3	1:M:346:LEU:HD11	1.94	0.49
1:G:216:PRO:HG2	1:G:295:GLY:HA2	1.94	0.49
1:O:150:ALA:HB1	1:O:167:THR:OG1	2.11	0.49
1:O:317:GLU:HB3	1:O:329:LYS:CG	2.41	0.49
1:N:484:PHE:CE2	1:N:488:ARG:HD3	2.47	0.49
1:D:222:ALA:O	1:D:333:CYS:HA	2.12	0.49
1:G:325:PRO:C	1:G:326:GLU:HG3	2.31	0.49

*Continued on next page...*

*Continued from previous page...*

Atom-1	Atom-2	Interatomic distance (Å)	Clash overlap (Å)
1:H:434:PRO:HB3	1:H:452:LEU:CD2	2.42	0.49
1:G:148:ASN:HB3	1:G:481:THR:HG22	1.94	0.49
1:F:219:ILE:HB	1:F:275:ASN:HB3	1.95	0.49
1:C:452:LEU:HD11	1:C:456:HIS:CE1	2.47	0.49
1:E:35:MET:HG3	1:G:111:GLN:NE2	2.27	0.49
1:P:207:LEU:CD1	1:P:209:LYS:HE3	2.41	0.49
1:E:211:ILE:HG13	1:E:298:ALA:O	2.12	0.49
1:L:366:THR:HG22	1:L:370:LEU:HD22	1.94	0.49
1:D:186:ILE:HG21	1:D:381:LEU:HD23	1.94	0.49
1:F:124:ALA:CB	1:F:491:LEU:HB3	2.41	0.49
1:N:313:VAL:HG13	1:N:352:VAL:HG21	1.93	0.49
1:I:106:LYS:HZ1	1:I:421:VAL:HG21	1.77	0.49
1:H:405:ALA:HA	1:H:408:VAL:HG22	1.93	0.49
1:D:235:LYS:HE2	1:D:239:PHE:HA	1.94	0.49
1:A:183:LEU:HB2	1:A:186:ILE:HD12	1.93	0.49
1:B:451:GLN:HE22	1:B:471:THR:HA	1.78	0.49
1:K:511:ALA:HB1	1:K:512:PRO:HD2	1.93	0.49
1:O:14:SER:CB	1:O:508:ILE:HA	2.42	0.49
1:P:261:LYS:O	1:P:264:GLU:HG2	2.11	0.49
1:K:30:LEU:O	1:K:440:ASN:ND2	2.45	0.49
1:L:163:LYS:HG3	1:L:166:PHE:CG	2.48	0.49
1:E:210:LYS:HB2	1:E:345:LYS:NZ	2.26	0.49
1:E:211:ILE:HD13	1:E:215:GLN:OE1	2.12	0.49
1:A:96:LEU:HD22	1:A:96:LEU:O	2.12	0.49
1:N:82:VAL:HG13	1:N:83:GLY:H	1.77	0.49
1:B:335:LEU:HD21	1:B:337:GLU:OE1	2.13	0.49
1:P:188:VAL:CG2	1:P:377:LEU:HD13	2.42	0.49
1:A:133:VAL:HG23	1:A:392:ARG:HA	1.94	0.49
1:J:510:ALA:O	1:J:512:PRO:HD3	2.13	0.49
1:M:206:LEU:HD21	1:M:346:LEU:HB3	1.94	0.49
1:H:143:ARG:HA	1:H:143:ARG:NE	2.26	0.49
1:G:44:ARG:O	1:G:44:ARG:HG3	2.13	0.49
1:E:451:GLN:HE22	1:E:471:THR:HA	1.78	0.49
1:I:110:PRO:HA	1:I:113:ILE:HG12	1.95	0.49
1:I:30:LEU:HG	1:I:87:THR:O	2.12	0.49
1:I:171:VAL:O	1:I:175:LEU:HG	2.12	0.49
1:O:154:LEU:CD2	1:O:163:LYS:HG3	2.42	0.49
1:K:223:LYS:HB2	1:K:274:ILE:HA	1.94	0.49
1:P:276:CYS:HA	1:P:297:MET:O	2.13	0.49
1:P:224:ILE:HD11	1:P:336:ILE:HD11	1.94	0.49
1:E:28:SER:HB2	1:E:35:MET:SD	2.53	0.49

*Continued on next page...*

*Continued from previous page...*

Atom-1	Atom-2	Interatomic distance (Å)	Clash overlap (Å)
1:G:111:GLN:HA	1:G:114:ILE:CG1	2.42	0.49
1:G:114:ILE:HD13	1:G:117:TRP:CZ3	2.47	0.49
1:K:431:ARG:HH21	1:K:434:PRO:HG2	1.77	0.49
1:O:431:ARG:O	1:O:434:PRO:HD2	2.12	0.49
1:D:484:PHE:CE2	1:D:488:ARG:NE	2.81	0.49
1:A:225:LEU:HD11	1:A:324:HIS:ND1	2.28	0.49
1:I:274:ILE:HG23	1:I:296:VAL:HG21	1.94	0.49
1:A:16:PHE:HA	1:A:97:LEU:HD22	1.94	0.49
1:K:339:VAL:HB	1:K:348:HIS:CE1	2.48	0.49
1:A:133:VAL:HG22	1:A:133:VAL:O	2.11	0.49
1:M:390:ASP:HB3	1:M:485:GLN:HE22	1.77	0.49
1:D:176:ARG:NH2	1:D:358:CYS:HB2	2.28	0.49
1:M:53:ASP:H	1:M:375:ARG:NH1	2.11	0.49
1:D:339:VAL:HB	1:D:348:HIS:CE1	2.47	0.49
1:I:183:LEU:HD11	1:I:381:LEU:HD11	1.95	0.49
1:N:154:LEU:CD2	1:N:163:LYS:HG3	2.42	0.49
1:M:211:ILE:N	1:M:211:ILE:CD1	2.70	0.49
1:J:38:ILE:HD13	1:K:504:VAL:HG22	1.95	0.49
1:G:322:PHE:HA	1:G:324:HIS:CD2	2.47	0.49
1:P:231:MET:CG	1:P:283:ILE:HG13	2.43	0.49
1:G:82:VAL:HG11	1:G:486:VAL:HA	1.93	0.49
1:L:435:THR:HG23	1:L:445:SER:HB3	1.95	0.49
1:C:431:ARG:NH2	1:C:434:PRO:HG2	2.27	0.49
1:K:402:MET:CE	1:K:453:ARG:HG2	2.42	0.49
1:K:431:ARG:O	1:K:434:PRO:HD2	2.12	0.49
1:J:327:LEU:C	1:J:327:LEU:HD13	2.33	0.49
1:B:206:LEU:H	1:B:359:THR:HG21	1.77	0.49
1:F:225:LEU:HD13	1:F:329:LYS:HE3	1.95	0.49
1:E:431:ARG:O	1:E:434:PRO:HD2	2.11	0.49
1:L:231:MET:HE1	1:L:265:LYS:HD3	1.95	0.49
1:D:393:THR:HG22	1:D:483:SER:HA	1.94	0.49
1:N:265:LYS:O	1:N:269:ILE:HB	2.13	0.49
1:B:215:GLN:HE21	1:B:292:GLY:N	2.11	0.49
1:B:483:SER:HB2	1:B:486:VAL:HG13	1.95	0.49
1:F:310:LEU:O	1:F:313:VAL:HB	2.12	0.49
1:C:219:ILE:HB	1:C:275:ASN:HB3	1.94	0.49
1:L:326:GLU:HG3	1:L:327:LEU:H	1.75	0.49
1:A:268:ARG:HD2	1:A:271:LYS:NZ	2.28	0.49
1:I:408:VAL:HA	1:I:411:LEU:HD12	1.94	0.49
1:E:451:GLN:NE2	1:E:471:THR:HA	2.27	0.49
1:B:84:ASP:CG	1:B:85:GLY:H	2.15	0.49

*Continued on next page...*

*Continued from previous page...*

Atom-1	Atom-2	Interatomic distance (Å)	Clash overlap (Å)
1:A:190:LYS:HE3	1:A:371:ASP:OD1	2.13	0.49
1:D:51:THR:HA	1:D:375:ARG:CZ	2.43	0.49
1:D:52:ASN:HB3	1:D:157:LYS:HD3	1.95	0.49
1:J:372:GLU:HG3	1:J:375:ARG:CZ	2.42	0.49
1:B:207:LEU:HD13	1:B:208:ASP:N	2.28	0.49
1:H:163:LYS:HA	1:H:166:PHE:HD1	1.75	0.49
1:C:27:LYS:HB2	1:C:436:ILE:HG13	1.95	0.49
1:L:173:ALA:HA	1:L:176:ARG:NH1	2.28	0.49
1:F:448:LEU:HD11	1:F:465:LEU:CD1	2.43	0.49
1:A:266:VAL:CG2	1:A:290:LEU:HD11	2.42	0.49
1:J:231:MET:HB2	1:J:284:TYR:H	1.77	0.49
1:C:37:LYS:HD2	1:H:506:ASN:HB3	1.94	0.49
1:O:148:ASN:HB3	1:O:481:THR:HG22	1.94	0.49
1:P:146:LEU:HG	1:P:171:VAL:HG13	1.95	0.49
1:F:128:LEU:HD22	1:F:488:ARG:CG	2.42	0.49
1:H:75:SER:O	1:H:78:GLN:HB3	2.13	0.49
1:C:309:ARG:O	1:C:313:VAL:HG23	2.13	0.49
1:O:404:MET:CE	1:O:430:LEU:HG	2.42	0.49
1:G:22:ILE:HD12	1:G:90:THR:CG2	2.43	0.49
1:C:242:ARG:O	1:C:243:VAL:HG12	2.13	0.49
1:K:372:GLU:HA	1:K:375:ARG:HH11	1.77	0.49
1:G:118:ARG:O	1:G:121:THR:HB	2.13	0.49
1:J:178:LYS:HZ1	1:J:388:VAL:HG21	1.75	0.49
1:M:106:LYS:CE	1:M:421:VAL:HG11	2.42	0.49
1:M:431:ARG:HH21	1:M:434:PRO:HG2	1.78	0.49
1:L:3:ALA:O	1:L:4:ASP:HB3	2.13	0.49
1:H:448:LEU:HD13	1:H:448:LEU:C	2.33	0.49
1:O:499:GLU:O	1:O:503:ARG:HB3	2.12	0.49
1:E:223:LYS:HB2	1:E:274:ILE:HA	1.95	0.49
1:A:448:LEU:C	1:A:448:LEU:HD13	2.33	0.49
1:K:402:MET:SD	1:K:453:ARG:HA	2.53	0.49
1:L:166:PHE:CE1	1:L:198:ASP:CB	2.95	0.49
1:J:274:ILE:O	1:J:274:ILE:HG23	2.11	0.49
1:A:311:ALA:HA	1:A:314:THR:HG22	1.93	0.49
1:H:506:ASN:HD21	1:H:508:ILE:HG12	1.77	0.49
1:D:226:ILE:HA	1:D:278:ILE:O	2.13	0.49
1:E:104:ILE:HG13	1:E:105:ALA:N	2.27	0.49
1:J:484:PHE:CE2	1:J:488:ARG:HD3	2.47	0.49
1:J:207:LEU:HD13	1:J:208:ASP:N	2.28	0.49
1:J:497:ALA:O	1:J:500:VAL:HG22	2.12	0.49
1:K:154:LEU:HD22	1:K:167:THR:HB	1.94	0.49

*Continued on next page...*

*Continued from previous page...*

Atom-1	Atom-2	Interatomic distance (Å)	Clash overlap (Å)
1:A:509:LYS:HB2	1:F:57:ILE:HD11	1.95	0.49
1:I:148:ASN:ND2	1:I:481:THR:HG22	2.27	0.49
1:B:226:ILE:HB	1:B:317:GLU:OE2	2.13	0.49
1:G:166:PHE:CZ	1:G:198:ASP:CB	2.96	0.49
1:P:324:HIS:HB2	1:P:329:LYS:HZ3	1.77	0.49
1:O:215:GLN:HG3	1:O:292:GLY:HA2	1.95	0.49
1:D:223:LYS:HB2	1:D:274:ILE:HA	1.95	0.49
1:N:110:PRO:HB2	1:N:502:LEU:HD21	1.94	0.49
1:O:448:LEU:C	1:O:448:LEU:HD13	2.33	0.49
1:O:452:LEU:HD13	1:O:465:LEU:HD13	1.95	0.49
1:H:181:GLY:HA3	1:H:356:GLU:CD	2.34	0.49
1:O:284:TYR:O	1:O:287:PRO:HD2	2.13	0.49
1:O:207:LEU:HB3	1:O:347:ILE:HG23	1.94	0.49
1:E:202:ASP:HB2	1:E:359:THR:O	2.12	0.49
1:N:202:ASP:HB2	1:N:359:THR:O	2.13	0.49
1:K:236:ILE:HG23	1:K:237:LYS:H	1.77	0.49
1:L:268:ARG:O	1:L:271:LYS:HG2	2.12	0.49
1:F:435:THR:HG23	1:F:445:SER:HB3	1.94	0.49
1:F:179:GLY:O	1:F:181:GLY:N	2.38	0.49
1:N:312:LEU:O	1:N:354:LEU:HD22	2.13	0.49
1:J:369:ILE:O	1:J:372:GLU:HB3	2.13	0.48
1:G:166:PHE:HD2	1:G:362:LEU:HD22	1.77	0.48
1:J:507:ILE:C	1:J:508:ILE:HG12	2.34	0.48
1:L:126:GLN:NE2	1:L:411:LEU:HD21	2.20	0.48
1:A:174:VAL:HA	1:A:177:LEU:CD2	2.39	0.48
1:M:313:VAL:CG1	1:M:352:VAL:HB	2.39	0.48
1:A:100:ALA:HA	1:A:103:LEU:HD13	1.94	0.48
1:G:390:ASP:HB3	1:G:485:GLN:NE2	2.28	0.48
1:N:191:LYS:HE3	1:N:346:LEU:HD22	1.95	0.48
1:E:390:ASP:HB3	1:E:485:GLN:HE22	1.76	0.48
1:F:96:LEU:HD13	1:F:97:LEU:N	2.26	0.48
1:H:339:VAL:HB	1:H:348:HIS:CE1	2.48	0.48
1:M:143:ARG:NE	1:M:143:ARG:HA	2.28	0.48
1:E:268:ARG:O	1:E:271:LYS:HG2	2.12	0.48
1:A:412:ALA:HB1	1:A:424:GLU:HB2	1.95	0.48
1:I:198:ASP:O	1:I:363:ARG:HB2	2.12	0.48
1:E:117:TRP:HD1	1:E:495:ALA:HB1	1.77	0.48
1:B:268:ARG:O	1:B:271:LYS:HG2	2.13	0.48
1:F:111:GLN:HA	1:F:114:ILE:CG1	2.42	0.48
1:E:146:LEU:CD2	1:E:167:THR:HG23	2.43	0.48
1:J:171:VAL:O	1:J:175:LEU:HG	2.13	0.48

*Continued on next page...*

*Continued from previous page...*

Atom-1	Atom-2	Interatomic distance (Å)	Clash overlap (Å)
1:B:324:HIS:HB2	1:B:329:LYS:CE	2.42	0.48
1:A:483:SER:O	1:A:486:VAL:HG22	2.13	0.48
1:F:160:THR:O	1:F:160:THR:HG22	2.13	0.48
1:P:117:TRP:CD1	1:P:499:GLU:HB2	2.48	0.48
1:G:363:ARG:O	1:G:370:LEU:HD11	2.12	0.48
1:N:109:HIS:ND1	1:N:112:THR:HG23	2.28	0.48
1:J:431:ARG:NH2	1:J:434:PRO:HG2	2.28	0.48
1:A:145:ASP:OD2	1:A:175:LEU:HD11	2.13	0.48
1:G:106:LYS:HD2	1:G:108:ILE:HB	1.95	0.48
1:M:122:LYS:HE2	1:M:126:GLN:NE2	2.28	0.48
1:A:323:ASP:C	1:A:325:PRO:HD2	2.33	0.48
1:N:322:PHE:HA	1:N:324:HIS:CD2	2.48	0.48
1:P:32:PRO:HA	1:P:156:SER:CA	2.43	0.48
1:H:317:GLU:HB2	1:H:329:LYS:HD3	1.94	0.48
1:A:111:GLN:HA	1:A:114:ILE:CD1	2.42	0.48
1:G:417:GLY:HA2	1:N:450:ALA:CB	2.41	0.48
1:M:402:MET:CE	1:M:453:ARG:HG2	2.44	0.48
1:D:283:ILE:HG22	1:D:300:GLU:CG	2.43	0.48
1:N:173:ALA:HA	1:N:176:ARG:NH1	2.28	0.48
1:J:57:ILE:HG23	1:J:58:LEU:CD2	2.43	0.48
1:A:22:ILE:HD12	1:A:90:THR:CG2	2.43	0.48
1:H:89:VAL:HG12	1:H:490:VAL:HG23	1.94	0.48
1:L:334:LYS:CB	1:L:351:GLY:HA3	2.43	0.48
1:C:236:ILE:HG13	1:C:237:LYS:H	1.78	0.48
1:G:99:GLU:O	1:G:103:LEU:HD13	2.12	0.48
1:E:412:ALA:HB1	1:E:424:GLU:HB3	1.94	0.48
1:J:14:SER:O	1:J:17:ILE:HG22	2.12	0.48
1:L:103:LEU:HG	1:L:113:ILE:HD13	1.94	0.48
1:P:204:GLY:O	1:P:359:THR:HB	2.12	0.48
1:C:120:ALA:O	1:C:123:ALA:HB3	2.12	0.48
1:A:446:ALA:HB2	1:M:106:LYS:HD2	1.94	0.48
1:A:32:PRO:HA	1:A:155:SER:CB	2.43	0.48
1:O:111:GLN:O	1:O:114:ILE:HB	2.12	0.48
1:O:117:TRP:O	1:O:120:ALA:HB3	2.13	0.48
1:C:396:GLY:HA3	1:C:480:ILE:HG22	1.94	0.48
1:A:276:CYS:HA	1:A:297:MET:O	2.12	0.48
1:I:287:PRO:O	1:I:291:PHE:HD1	1.96	0.48
1:E:27:LYS:CB	1:E:436:ILE:HD11	2.42	0.48
1:E:316:GLY:O	1:E:330:LEU:HB2	2.13	0.48
1:M:226:ILE:HG12	1:M:278:ILE:HG23	1.95	0.48
1:B:415:THR:O	1:I:450:ALA:HB1	2.13	0.48

*Continued on next page...*

*Continued from previous page...*

Atom-1	Atom-2	Interatomic distance (Å)	Clash overlap (Å)
1:O:40:LEU:HD13	1:O:41:SER:N	2.28	0.48
1:H:364:GLY:CA	1:H:370:LEU:HD13	2.44	0.48
1:J:176:ARG:NE	1:J:358:CYS:HB2	2.28	0.48
1:G:59:LYS:CE	1:G:76:ARG:HB2	2.42	0.48
1:P:500:VAL:O	1:P:501:ILE:HG12	2.14	0.48
1:O:192:LEU:HA	1:O:366:THR:HG23	1.94	0.48
1:J:510:ALA:O	1:J:511:ALA:HB3	2.14	0.48
1:M:432:MET:O	1:M:435:THR:HB	2.14	0.48
1:C:243:VAL:HG13	1:C:244:ARG:N	2.29	0.48
1:D:364:GLY:HA3	1:D:370:LEU:CD1	2.44	0.48
1:F:226:ILE:HG12	1:F:278:ILE:CG2	2.43	0.48
1:B:163:LYS:HD2	1:B:166:PHE:CG	2.48	0.48
1:A:159:LEU:H	1:A:159:LEU:CD1	2.03	0.48
1:K:266:VAL:HB	1:K:290:LEU:HD11	1.96	0.48
1:O:508:ILE:HG22	1:O:509:LYS:N	2.28	0.48
1:G:38:ILE:HG13	1:G:39:LEU:N	2.28	0.48
1:B:342:GLY:O	1:B:343:GLU:HG3	2.13	0.48
1:C:431:ARG:O	1:C:434:PRO:HD2	2.12	0.48
1:B:205:PHE:HA	1:B:359:THR:HB	1.96	0.48
1:H:286:TYR:HB2	1:H:287:PRO:HD3	1.95	0.48
1:D:68:ALA:O	1:D:72:VAL:HG23	2.12	0.48
1:E:284:TYR:CE2	1:E:286:TYR:HD2	2.31	0.48
1:K:38:ILE:HG23	1:P:504:VAL:HG11	1.94	0.48
1:G:59:LYS:NZ	1:G:59:LYS:HB2	2.28	0.48
1:I:205:PHE:HA	1:I:359:THR:OG1	2.14	0.48
1:E:245:VAL:CG1	1:E:251:VAL:HB	2.42	0.48
1:J:110:PRO:O	1:J:502:LEU:HD21	2.13	0.48
1:N:141:LYS:HE2	1:N:144:GLN:HB2	1.96	0.48
1:K:159:LEU:HG	1:K:163:LYS:HG2	1.96	0.48
1:K:171:VAL:O	1:K:175:LEU:HG	2.14	0.48
1:A:508:ILE:HG12	1:F:39:LEU:HD22	1.94	0.48
1:D:159:LEU:HG	1:D:163:LYS:CD	2.44	0.48
1:B:274:ILE:HG23	1:B:274:ILE:O	2.14	0.48
1:G:154:LEU:HD23	1:G:163:LYS:CG	2.43	0.48
1:C:404:MET:O	1:C:408:VAL:HG22	2.13	0.48
1:D:103:LEU:HG	1:D:113:ILE:CD1	2.43	0.48
1:H:211:ILE:HD12	1:H:298:ALA:O	2.14	0.48
1:I:276:CYS:HA	1:I:297:MET:O	2.14	0.48
1:G:448:LEU:HD13	1:G:448:LEU:C	2.34	0.48
1:G:452:LEU:HD13	1:G:465:LEU:HD13	1.94	0.48
1:A:146:LEU:HG	1:A:171:VAL:HG11	1.95	0.48

*Continued on next page...*



*Continued from previous page...*

Atom-1	Atom-2	Interatomic distance (Å)	Clash overlap (Å)
1:A:171:VAL:O	1:A:175:LEU:HG	2.13	0.48
1:B:313:VAL:CG1	1:B:352:VAL:HB	2.40	0.48
1:A:452:LEU:HD13	1:A:465:LEU:CD1	2.42	0.48
1:L:82:VAL:HG13	1:L:486:VAL:HG12	1.94	0.48
1:G:201:LEU:HD23	1:G:360:ILE:HG12	1.96	0.48
1:E:287:PRO:O	1:E:291:PHE:HD1	1.96	0.48
1:P:173:ALA:O	1:P:176:ARG:HG2	2.13	0.48
1:C:219:ILE:HD12	1:C:275:ASN:CB	2.44	0.48
1:D:259:LYS:O	1:D:263:LYS:HG2	2.13	0.48
1:E:222:ALA:HA	1:E:275:ASN:HB2	1.96	0.48
1:N:142:PHE:N	1:N:142:PHE:CD1	2.81	0.48
1:I:207:LEU:HD13	1:I:208:ASP:N	2.28	0.48
1:I:337:GLU:HG3	1:I:339:VAL:HG23	1.95	0.48
1:N:381:LEU:HD13	1:N:381:LEU:C	2.33	0.48
1:L:122:LYS:O	1:L:125:ARG:HG2	2.13	0.48
1:A:53:ASP:HB2	1:A:375:ARG:HG3	1.95	0.48
1:N:166:PHE:CZ	1:N:198:ASP:HB3	2.49	0.48
1:H:367:GLN:HG2	1:H:369:ILE:H	1.78	0.48
1:H:415:THR:O	1:P:450:ALA:HB1	2.13	0.48
1:G:106:LYS:HG3	1:G:106:LYS:O	2.14	0.48
1:O:402:MET:CE	1:O:453:ARG:HG2	2.44	0.48
1:H:310:LEU:O	1:H:314:THR:HG22	2.12	0.48
1:M:284:TYR:O	1:M:287:PRO:HD2	2.13	0.48
1:H:226:ILE:HG12	1:H:278:ILE:CG2	2.43	0.48
1:D:178:LYS:HZ1	1:D:388:VAL:HA	1.78	0.48
1:G:216:PRO:CG	1:G:295:GLY:HA2	2.43	0.48
1:N:129:LEU:HG	1:N:129:LEU:O	2.13	0.48
1:K:365:ALA:O	1:K:366:THR:HB	2.14	0.48
1:L:261:LYS:O	1:L:264:GLU:HG2	2.13	0.48
1:D:9:GLU:O	1:D:10:THR:HG22	2.13	0.48
1:I:185:ALA:HA	1:I:309:ARG:HG2	1.94	0.48
1:H:61:ILE:HG13	1:H:62:GLY:N	2.28	0.48
1:D:1:ALA:HB3	1:H:63:VAL:HG11	1.95	0.48
1:B:160:THR:HA	1:B:163:LYS:HB3	1.96	0.48
1:P:206:LEU:HD21	1:P:348:HIS:CE1	2.47	0.48
1:D:222:ALA:HA	1:D:275:ASN:HB2	1.95	0.48
1:J:266:VAL:HB	1:J:290:LEU:CD2	2.35	0.48
1:P:265:LYS:HE2	1:P:322:PHE:CE1	2.49	0.48
1:P:286:TYR:HB2	1:P:287:PRO:HD3	1.96	0.48
1:D:96:LEU:HA	1:D:99:GLU:OE1	2.14	0.48
1:K:324:HIS:HB2	1:K:329:LYS:CE	2.44	0.48

*Continued on next page...*

*Continued from previous page...*

Atom-1	Atom-2	Interatomic distance (Å)	Clash overlap (Å)
1:E:57:ILE:C	1:E:57:ILE:HD13	2.34	0.48
1:A:32:PRO:HD3	1:A:467:MET:HE1	1.95	0.48
1:I:431:ARG:O	1:I:434:PRO:HD2	2.13	0.48
1:P:431:ARG:O	1:P:434:PRO:HD2	2.14	0.48
1:H:420:ALA:CB	1:P:450:ALA:HB2	2.42	0.48
1:D:397:GLY:O	1:D:465:LEU:HB2	2.13	0.48
1:C:433:LEU:HA	1:C:436:ILE:HG22	1.96	0.48
1:H:126:GLN:HA	1:H:130:ASN:HD22	1.78	0.48
1:L:188:VAL:CG1	1:L:377:LEU:HD23	2.41	0.48
1:A:57:ILE:O	1:A:57:ILE:HD13	2.13	0.48
1:H:231:MET:CG	1:H:283:ILE:HG13	2.44	0.48
1:B:107:LYS:O	1:B:107:LYS:HG3	2.14	0.48
1:M:226:ILE:HB	1:M:317:GLU:OE2	2.13	0.48
1:K:19:ALA:HB2	1:K:97:LEU:HD12	1.96	0.48
1:B:126:GLN:NE2	1:B:411:LEU:HD11	2.28	0.48
1:A:187:HIS:O	1:A:359:THR:HG23	2.13	0.48
1:F:313:VAL:HG13	1:F:352:VAL:HB	1.95	0.48
1:G:126:GLN:HE22	1:G:411:LEU:HD11	1.78	0.48
1:M:402:MET:SD	1:M:453:ARG:HA	2.54	0.48
1:L:222:ALA:HA	1:L:275:ASN:OD1	2.14	0.48
1:L:124:ALA:CB	1:L:491:LEU:HD13	2.43	0.48
1:D:235:LYS:HE2	1:D:239:PHE:CD2	2.48	0.48
1:N:102:SER:O	1:N:105:ALA:HB3	2.14	0.48
1:L:96:LEU:HD22	1:L:96:LEU:O	2.13	0.48
1:P:59:LYS:CE	1:P:76:ARG:HB2	2.43	0.48
1:M:177:LEU:HG	1:M:186:ILE:HD11	1.96	0.48
1:M:207:LEU:HD13	1:M:208:ASP:N	2.29	0.48
1:M:82:VAL:HG11	1:M:486:VAL:HA	1.95	0.48
1:A:52:ASN:OD1	1:A:157:LYS:HG2	2.13	0.48
1:A:38:ILE:CD1	1:C:504:VAL:HG13	2.44	0.48
1:E:171:VAL:O	1:E:174:VAL:HG22	2.14	0.48
1:N:171:VAL:O	1:N:174:VAL:HG22	2.13	0.48
1:D:171:VAL:HG12	1:D:384:LEU:HG	1.95	0.48
1:F:341:ILE:HG23	1:F:363:ARG:NE	2.28	0.48
1:E:346:LEU:HD13	1:E:346:LEU:C	2.34	0.48
1:C:420:ALA:HB3	1:L:453:ARG:NH2	2.29	0.48
1:L:405:ALA:HA	1:L:408:VAL:CG2	2.44	0.48
1:H:126:GLN:HA	1:H:130:ASN:ND2	2.29	0.48
1:L:111:GLN:NE2	1:L:111:GLN:H	2.04	0.48
1:B:204:GLY:HA3	1:B:349:PHE:O	2.14	0.48
1:K:498:ALA:O	1:K:501:ILE:HB	2.14	0.48

*Continued on next page...*

*Continued from previous page...*

Atom-1	Atom-2	Interatomic distance (Å)	Clash overlap (Å)
1:J:251:VAL:O	1:J:254:ILE:HB	2.13	0.48
1:I:421:VAL:O	1:I:424:GLU:HG2	2.14	0.48
1:K:185:ALA:HA	1:K:309:ARG:HG2	1.96	0.48
1:J:58:LEU:HB3	1:J:72:VAL:HG11	1.94	0.48
1:D:111:GLN:HA	1:D:114:ILE:CG1	2.43	0.48
1:E:412:ALA:CB	1:E:424:GLU:HB3	2.43	0.48
1:K:368:GLN:O	1:K:371:ASP:HB2	2.13	0.48
1:J:146:LEU:HD13	1:J:168:LYS:CA	2.44	0.48
1:F:381:LEU:HD13	1:F:381:LEU:C	2.33	0.48
1:G:146:LEU:HD21	1:G:150:ALA:HB3	1.94	0.48
1:H:431:ARG:CZ	1:H:431:ARG:HA	2.44	0.48
1:I:398:GLY:HA2	1:I:401:GLU:OE1	2.14	0.48
1:L:225:LEU:HD13	1:L:329:LYS:HE3	1.96	0.48
1:N:111:GLN:O	1:N:114:ILE:HB	2.14	0.48
1:C:453:ARG:NH2	1:L:421:VAL:HG13	2.21	0.48
1:A:171:VAL:HA	1:A:174:VAL:HG22	1.95	0.48
1:F:453:ARG:HD2	1:O:417:GLY:CA	2.44	0.48
1:B:185:ALA:HB1	1:B:357:ALA:CA	2.39	0.48
1:C:325:PRO:O	1:C:326:GLU:HG3	2.14	0.48
1:D:415:THR:HB	1:D:419:GLU:CB	2.43	0.48
1:B:448:LEU:HD11	1:B:465:LEU:HD11	1.95	0.48
1:D:313:VAL:HG13	1:D:352:VAL:HB	1.95	0.48
1:I:109:HIS:NE2	1:I:111:GLN:HB2	2.29	0.48
1:J:106:LYS:O	1:J:107:LYS:HG2	2.13	0.48
1:M:143:ARG:HE	1:M:143:ARG:HA	1.79	0.48
1:O:190:LYS:HD2	1:O:190:LYS:C	2.34	0.48
1:L:41:SER:HA	1:M:509:LYS:HD2	1.94	0.48
1:N:406:HIS:O	1:N:409:THR:HG22	2.14	0.48
1:J:100:ALA:O	1:J:103:LEU:HB3	2.14	0.48
1:F:28:SER:HA	1:F:440:ASN:HB3	1.96	0.48
1:H:96:LEU:HD13	1:H:97:LEU:N	2.29	0.48
1:I:277:PHE:CE2	1:I:279:ASN:HB2	2.48	0.48
1:A:50:VAL:HG12	1:A:368:GLN:HG2	1.96	0.48
1:A:38:ILE:HG22	1:A:50:VAL:HG23	1.96	0.48
1:N:174:VAL:HG21	1:N:384:LEU:HB3	1.96	0.48
1:G:171:VAL:O	1:G:174:VAL:HG22	2.14	0.48
1:P:431:ARG:HH21	1:P:434:PRO:HG2	1.78	0.48
1:G:436:ILE:HA	1:G:439:ASP:OD2	2.14	0.48
1:G:394:VAL:CG2	1:G:482:GLU:HB2	2.44	0.48
1:E:32:PRO:C	1:E:155:SER:HB3	2.33	0.48
1:L:324:HIS:HB2	1:L:329:LYS:CE	2.43	0.48

*Continued on next page...*

*Continued from previous page...*

Atom-1	Atom-2	Interatomic distance (Å)	Clash overlap (Å)
1:G:274:ILE:O	1:G:274:ILE:HG23	2.14	0.48
1:D:274:ILE:HG23	1:D:274:ILE:O	2.14	0.48
1:L:367:GLN:HG3	1:L:369:ILE:HB	1.95	0.48
1:J:226:ILE:HD11	1:J:310:LEU:HD12	1.96	0.48
1:A:68:ALA:O	1:A:72:VAL:HG23	2.14	0.48
1:E:134:ASP:HB3	1:E:393:THR:HG1	1.79	0.48
1:M:405:ALA:HA	1:M:408:VAL:HG22	1.96	0.48
1:E:438:ALA:HB2	1:E:448:LEU:HG	1.95	0.48
1:B:112:THR:HB	1:B:418:LYS:HZ2	1.78	0.48
1:K:82:VAL:HG11	1:K:486:VAL:CA	2.44	0.48
1:M:318:ILE:HB	1:M:328:VAL:CG2	2.44	0.48
1:K:206:LEU:HD13	1:K:206:LEU:C	2.34	0.48
1:E:105:ALA:O	1:E:107:LYS:HG3	2.13	0.48
1:B:32:PRO:HA	1:B:156:SER:HA	1.95	0.48
1:H:280:ARG:HG3	1:H:304:PHE:HA	1.96	0.48
1:D:280:ARG:O	1:D:280:ARG:HG3	2.13	0.48
1:M:190:LYS:HA	1:M:362:LEU:O	2.13	0.48
1:C:250:LYS:O	1:C:253:GLU:HG2	2.14	0.48
1:F:204:GLY:HA3	1:F:350:SER:HA	1.95	0.48
1:F:205:PHE:HA	1:F:359:THR:OG1	2.14	0.48
1:J:503:ARG:HH11	1:N:36:ASP:HB2	1.78	0.48
1:N:196:LEU:C	1:N:196:LEU:HD13	2.34	0.48
1:A:161:HIS:CG	1:A:162:HIS:H	2.31	0.48
1:A:280:ARG:HD2	1:A:304:PHE:HB2	1.96	0.48
1:A:222:ALA:CB	1:A:336:ILE:HD12	2.44	0.48
1:H:188:VAL:CG2	1:H:377:LEU:HD13	2.44	0.48
1:E:154:LEU:HD22	1:E:167:THR:OG1	2.14	0.47
1:B:225:LEU:HD12	1:B:226:ILE:N	2.29	0.47
1:O:174:VAL:HG21	1:O:384:LEU:CD1	2.44	0.47
1:K:57:ILE:HD13	1:K:57:ILE:C	2.35	0.47
1:O:183:LEU:CD1	1:O:381:LEU:HD11	2.43	0.47
1:C:232:ASP:HA	1:C:284:TYR:CD1	2.49	0.47
1:P:266:VAL:CB	1:P:290:LEU:HD21	2.39	0.47
1:J:274:ILE:HG23	1:J:296:VAL:CG2	2.44	0.47
1:A:313:VAL:CG1	1:A:352:VAL:HB	2.44	0.47
1:H:506:ASN:O	1:H:507:ILE:HG23	2.14	0.47
1:N:226:ILE:HG12	1:N:278:ILE:CG2	2.44	0.47
1:L:341:ILE:HB	1:L:346:LEU:HD13	1.96	0.47
1:C:334:LYS:CD	1:C:351:GLY:HA3	2.44	0.47
1:N:334:LYS:HB3	1:N:351:GLY:HA3	1.94	0.47
1:D:143:ARG:HE	1:D:143:ARG:HA	1.78	0.47

*Continued on next page...*

*Continued from previous page...*

Atom-1	Atom-2	Interatomic distance (Å)	Clash overlap (Å)
1:I:110:PRO:HA	1:I:113:ILE:CG1	2.44	0.47
1:K:158:LEU:O	1:K:158:LEU:HG	2.13	0.47
1:H:209:LYS:HE2	1:H:301:HIS:O	2.14	0.47
1:K:145:ASP:OD1	1:K:171:VAL:HB	2.14	0.47
1:K:146:LEU:HB2	1:K:171:VAL:HG21	1.96	0.47
1:A:52:ASN:HB3	1:A:375:ARG:CZ	2.44	0.47
1:A:53:ASP:HB2	1:A:375:ARG:CG	2.44	0.47
1:H:137:SER:CA	1:H:141:LYS:HE3	2.43	0.47
1:M:163:LYS:HD2	1:M:166:PHE:CD1	2.49	0.47
1:F:146:LEU:O	1:F:147:MET:HG2	2.13	0.47
1:F:53:ASP:HB2	1:F:375:ARG:HH11	1.79	0.47
1:E:346:LEU:HD12	1:E:348:HIS:CE1	2.49	0.47
1:E:40:LEU:HB2	1:E:48:LEU:HD23	1.96	0.47
1:L:145:ASP:CG	1:L:171:VAL:HB	2.35	0.47
1:P:222:ALA:HA	1:P:275:ASN:CB	2.44	0.47
1:C:27:LYS:HB2	1:C:436:ILE:HG12	1.94	0.47
1:P:402:MET:CE	1:P:453:ARG:HG3	2.44	0.47
1:I:62:GLY:HA2	1:N:513:ARG:OXT	2.14	0.47
1:M:448:LEU:C	1:M:448:LEU:HD13	2.33	0.47
1:K:19:ALA:CB	1:K:97:LEU:HD12	2.44	0.47
1:F:46:ALA:O	1:F:47:SER:CB	2.62	0.47
1:M:133:VAL:HG21	1:M:393:THR:O	2.14	0.47
1:D:231:MET:O	1:D:284:TYR:HB2	2.15	0.47
1:E:103:LEU:HG	1:E:113:ILE:HD13	1.96	0.47
1:J:500:VAL:HA	1:J:503:ARG:NE	2.29	0.47
1:K:143:ARG:HA	1:K:143:ARG:NE	2.29	0.47
1:C:390:ASP:CB	1:C:485:GLN:HE22	2.27	0.47
1:E:52:ASN:ND2	1:E:157:LYS:HA	2.30	0.47
1:J:367:GLN:OE1	1:J:370:LEU:HB2	2.15	0.47
1:G:226:ILE:HD13	1:G:307:VAL:HG13	1.96	0.47
1:E:207:LEU:O	1:E:346:LEU:HD22	2.14	0.47
1:O:223:LYS:HB2	1:O:274:ILE:HA	1.97	0.47
1:P:367:GLN:CG	1:P:369:ILE:HB	2.45	0.47
1:N:117:TRP:O	1:N:120:ALA:HB3	2.13	0.47
1:J:27:LYS:HB2	1:J:436:ILE:CG1	2.45	0.47
1:A:185:ALA:HA	1:A:309:ARG:HD2	1.96	0.47
1:C:25:LEU:HG	1:H:508:ILE:CD1	2.41	0.47
1:P:438:ALA:CB	1:P:448:LEU:HG	2.44	0.47
1:I:61:ILE:CD1	1:N:511:ALA:HB1	2.44	0.47
1:P:209:LYS:HZ2	1:P:302:ALA:HA	1.79	0.47
1:O:82:VAL:HG13	1:O:83:GLY:H	1.79	0.47

*Continued on next page...*

*Continued from previous page...*

Atom-1	Atom-2	Interatomic distance (Å)	Clash overlap (Å)
1:M:57:ILE:HG23	1:M:58:LEU:CD2	2.44	0.47
1:I:117:TRP:O	1:I:120:ALA:HB3	2.14	0.47
1:N:509:LYS:HG2	1:N:510:ALA:N	2.29	0.47
1:G:100:ALA:O	1:G:103:LEU:HB2	2.14	0.47
1:E:447:ASP:HA	1:J:418:LYS:HD3	1.96	0.47
1:H:268:ARG:O	1:H:271:LYS:HG2	2.14	0.47
1:D:17:ILE:O	1:D:20:ILE:HG22	2.14	0.47
1:A:154:LEU:HA	1:A:157:LYS:HD2	1.97	0.47
1:I:159:LEU:CD2	1:I:163:LYS:HG2	2.45	0.47
1:J:171:VAL:O	1:J:174:VAL:HG22	2.14	0.47
1:J:178:LYS:O	1:J:178:LYS:HG2	2.15	0.47
1:B:324:HIS:HB2	1:B:329:LYS:HE2	1.96	0.47
1:M:146:LEU:HB2	1:M:171:VAL:HG21	1.96	0.47
1:K:317:GLU:HB2	1:K:329:LYS:HD3	1.96	0.47
1:A:431:ARG:O	1:A:434:PRO:HD2	2.13	0.47
1:P:108:ILE:CG2	1:P:109:HIS:N	2.77	0.47
1:O:219:ILE:CD1	1:O:276:CYS:HB2	2.44	0.47
1:P:262:MET:SD	1:P:290:LEU:HD22	2.55	0.47
1:D:397:GLY:HA3	1:D:475:MET:CE	2.44	0.47
1:A:504:VAL:CG1	1:F:37:LYS:HA	2.41	0.47
1:O:205:PHE:HA	1:O:359:THR:HB	1.96	0.47
1:E:455:ALA:HB2	1:E:472:ILE:HD12	1.96	0.47
1:L:265:LYS:HZ2	1:L:287:PRO:HG3	1.78	0.47
1:L:274:ILE:HG23	1:L:296:VAL:HG21	1.97	0.47
1:O:287:PRO:O	1:O:291:PHE:HD2	1.98	0.47
1:M:265:LYS:HE2	1:M:322:PHE:CZ	2.50	0.47
1:E:236:ILE:HG12	1:E:237:LYS:H	1.80	0.47
1:G:224:ILE:HD11	1:G:349:PHE:HE2	1.78	0.47
1:G:219:ILE:HB	1:G:275:ASN:HB3	1.95	0.47
1:L:143:ARG:HH22	1:L:168:LYS:HE3	1.79	0.47
1:K:14:SER:O	1:K:17:ILE:HG22	2.14	0.47
1:E:154:LEU:HD21	1:E:163:LYS:HZ2	1.78	0.47
1:N:188:VAL:CG2	1:N:377:LEU:HD21	2.31	0.47
1:C:140:VAL:H	1:C:178:LYS:HZ2	1.60	0.47
1:M:276:CYS:HA	1:M:297:MET:O	2.14	0.47
1:C:110:PRO:HA	1:C:113:ILE:CD1	2.34	0.47
1:F:154:LEU:HD22	1:F:167:THR:CB	2.44	0.47
1:D:96:LEU:HD11	1:D:498:ALA:CB	2.37	0.47
1:A:431:ARG:HH21	1:A:434:PRO:HG2	1.79	0.47
1:A:505:ASP:CG	1:F:37:LYS:HZ2	2.18	0.47
1:P:215:GLN:HG3	1:P:292:GLY:HA2	1.96	0.47

*Continued on next page...*

*Continued from previous page...*

Atom-1	Atom-2	Interatomic distance (Å)	Clash overlap (Å)
1:D:484:PHE:HE2	1:D:488:ARG:NE	2.12	0.47
1:G:173:ALA:O	1:G:176:ARG:HG2	2.14	0.47
1:H:215:GLN:HE21	1:H:292:GLY:N	2.13	0.47
1:K:176:ARG:CZ	1:K:358:CYS:HB2	2.44	0.47
1:C:54:GLY:O	1:C:58:LEU:HD23	2.15	0.47
1:E:106:LYS:NZ	1:E:418:LYS:HE3	2.29	0.47
1:C:246:ASP:O	1:C:247:SER:HB2	2.15	0.47
1:N:74:MET:O	1:N:77:VAL:HG22	2.15	0.47
1:E:22:ILE:O	1:E:26:VAL:HG22	2.14	0.47
1:F:75:SER:O	1:F:78:GLN:HB3	2.14	0.47
1:N:146:LEU:HD23	1:N:147:MET:H	1.79	0.47
1:N:174:VAL:HG11	1:N:384:LEU:CB	2.44	0.47
1:K:262:MET:SD	1:K:290:LEU:HD22	2.54	0.47
1:P:206:LEU:HD21	1:P:348:HIS:CG	2.50	0.47
1:L:48:LEU:H	1:L:48:LEU:HD12	1.78	0.47
1:B:506:ASN:C	1:B:507:ILE:HG13	2.33	0.47
1:P:323:ASP:C	1:P:325:PRO:HD2	2.34	0.47
1:H:452:LEU:HD13	1:H:465:LEU:CD1	2.43	0.47
1:G:206:LEU:CD2	1:G:346:LEU:HB3	2.45	0.47
1:A:185:ALA:HB3	1:A:357:ALA:CB	2.40	0.47
1:N:324:HIS:HB2	1:N:329:LYS:CE	2.45	0.47
1:I:116:GLY:HA3	1:I:422:ALA:CB	2.45	0.47
1:N:222:ALA:HA	1:N:275:ASN:HB2	1.96	0.47
1:D:280:ARG:HD3	1:D:304:PHE:HB2	1.96	0.47
1:A:334:LYS:HG3	1:A:351:GLY:HA3	1.96	0.47
1:M:364:GLY:HA3	1:M:370:LEU:HD13	1.97	0.47
1:I:408:VAL:HG23	1:I:427:ALA:HB1	1.96	0.47
1:P:334:LYS:HD2	1:P:351:GLY:HA3	1.97	0.47
1:I:143:ARG:HA	1:I:143:ARG:HE	1.79	0.47
1:H:230:GLY:HA2	1:H:279:ASN:HD21	1.77	0.47
1:E:341:ILE:O	1:E:343:GLU:N	2.47	0.47
1:E:192:LEU:CG	1:E:366:THR:HG23	2.40	0.47
1:E:380:ALA:O	1:E:384:LEU:HD23	2.15	0.47
1:I:139:GLU:C	1:I:141:LYS:H	2.18	0.47
1:I:188:VAL:CG1	1:I:377:LEU:HD11	2.35	0.47
1:D:32:PRO:HG2	1:D:467:MET:CE	2.45	0.47
1:G:324:HIS:O	1:G:328:VAL:HG23	2.15	0.47
1:G:211:ILE:CD1	1:G:297:MET:HG3	2.36	0.47
1:P:274:ILE:HG23	1:P:274:ILE:O	2.15	0.47
1:H:211:ILE:HD12	1:H:298:ALA:H	1.80	0.47
1:H:222:ALA:HA	1:H:275:ASN:CG	2.35	0.47

*Continued on next page...*

*Continued from previous page...*

Atom-1	Atom-2	Interatomic distance (Å)	Clash overlap (Å)
1:L:508:ILE:HB	1:P:39:LEU:HA	1.96	0.47
1:P:367:GLN:HG3	1:P:369:ILE:HB	1.95	0.47
1:H:269:ILE:CG2	1:H:274:ILE:HG21	2.36	0.47
1:J:448:LEU:HD13	1:J:448:LEU:C	2.35	0.47
1:A:174:VAL:HG11	1:A:384:LEU:CB	2.45	0.47
1:A:438:ALA:CB	1:A:448:LEU:HG	2.44	0.47
1:K:452:LEU:HD11	1:K:456:HIS:HE1	1.79	0.47
1:G:180:SER:HB3	1:G:356:GLU:OE1	2.14	0.47
1:H:176:ARG:CD	1:H:358:CYS:HB2	2.44	0.47
1:L:206:LEU:HD21	1:L:346:LEU:HD23	1.96	0.47
1:L:341:ILE:HG23	1:L:363:ARG:CZ	2.44	0.47
1:M:222:ALA:O	1:M:333:CYS:HB3	2.15	0.47
1:D:22:ILE:O	1:D:26:VAL:HG22	2.14	0.47
1:D:231:MET:HG3	1:D:283:ILE:HG13	1.95	0.47
1:E:226:ILE:HA	1:E:278:ILE:O	2.15	0.47
1:E:390:ASP:O	1:E:392:ARG:HG2	2.14	0.47
1:J:341:ILE:HB	1:J:346:LEU:HD13	1.96	0.47
1:H:96:LEU:C	1:H:96:LEU:HD13	2.35	0.47
1:A:280:ARG:HG3	1:A:304:PHE:HB2	1.96	0.47
1:J:126:GLN:O	1:J:130:ASN:HB2	2.15	0.47
1:H:27:LYS:HA	1:H:30:LEU:HD13	1.96	0.47
1:E:196:LEU:HD13	1:E:196:LEU:C	2.35	0.47
1:E:203:GLU:H	1:E:203:GLU:CD	2.18	0.47
1:J:143:ARG:HA	1:J:143:ARG:NE	2.29	0.47
1:I:426:TYR:OH	1:I:491:LEU:HD22	2.14	0.47
1:B:88:SER:O	1:B:92:LEU:HD13	2.14	0.47
1:I:23:GLY:HA2	1:I:26:VAL:HG22	1.97	0.47
1:A:53:ASP:HB2	1:A:375:ARG:HD3	1.92	0.47
1:I:145:ASP:OD1	1:I:171:VAL:HB	2.13	0.47
1:I:96:LEU:HG	1:I:498:ALA:HB1	1.96	0.47
1:O:145:ASP:OD2	1:O:175:LEU:HD11	2.13	0.47
1:H:163:LYS:HE3	1:H:376:SER:HB2	1.96	0.47
1:O:225:LEU:HG	1:O:277:PHE:CD1	2.50	0.47
1:G:32:PRO:HA	1:G:156:SER:CA	2.45	0.47
1:G:317:GLU:HB3	1:G:329:LYS:CD	2.45	0.47
1:F:146:LEU:HB2	1:F:171:VAL:HG21	1.97	0.47
1:F:183:LEU:HD13	1:F:381:LEU:HD11	1.96	0.47
1:B:392:ARG:HB3	1:B:484:PHE:HB3	1.97	0.47
1:D:406:HIS:O	1:D:409:THR:HG22	2.15	0.47
1:O:152:THR:OG1	1:O:480:ILE:HD12	2.15	0.47
1:L:82:VAL:HG12	1:L:83:GLY:N	2.29	0.47

*Continued on next page...*



*Continued from previous page...*

Atom-1	Atom-2	Interatomic distance (Å)	Clash overlap (Å)
1:I:225:LEU:HD11	1:I:324:HIS:CE1	2.50	0.47
1:M:225:LEU:HD11	1:M:324:HIS:ND1	2.30	0.47
1:P:216:PRO:HG3	1:P:295:GLY:HA2	1.96	0.47
1:P:190:LYS:HB2	1:P:370:LEU:CD2	2.45	0.47
1:P:58:LEU:HB3	1:P:72:VAL:CG1	2.43	0.47
1:B:284:TYR:CE2	1:B:286:TYR:CD1	3.02	0.47
1:M:199:SER:HB2	1:M:362:LEU:HD23	1.96	0.47
1:G:188:VAL:HG11	1:G:377:LEU:HD22	1.97	0.47
1:N:334:LYS:C	1:N:334:LYS:HD3	2.35	0.47
1:E:280:ARG:HD2	1:E:304:PHE:HB2	1.97	0.47
1:D:111:GLN:HA	1:D:114:ILE:HG12	1.97	0.47
1:H:7:ARG:HA	1:H:11:ALA:HB2	1.97	0.47
1:I:403:LEU:HD22	1:I:461:THR:HG22	1.95	0.47
1:I:93:ALA:CB	1:I:497:ALA:HB3	2.45	0.47
1:G:52:ASN:OD1	1:G:157:LYS:HE3	2.15	0.47
1:G:226:ILE:HA	1:G:278:ILE:O	2.15	0.47
1:D:93:ALA:O	1:D:96:LEU:HD12	2.15	0.47
1:G:151:GLY:HA2	1:G:167:THR:HG21	1.97	0.47
1:E:54:GLY:O	1:E:58:LEU:HD23	2.15	0.47
1:B:341:ILE:HG23	1:B:363:ARG:CZ	2.45	0.47
1:A:174:VAL:HG11	1:A:384:LEU:HB2	1.97	0.47
1:K:122:LYS:NZ	1:K:411:LEU:HD22	2.30	0.47
1:M:352:VAL:HG22	1:M:355:GLY:H	1.80	0.47
1:I:7:ARG:HH22	1:O:513:ARG:NH2	2.10	0.47
1:O:138:ASP:O	1:O:139:GLU:HB2	2.14	0.47
1:J:183:LEU:O	1:J:184:GLU:HB3	2.14	0.47
1:M:48:LEU:H	1:M:48:LEU:HD12	1.79	0.47
1:J:141:LYS:HG3	1:J:142:PHE:N	2.29	0.47
1:L:68:ALA:O	1:L:72:VAL:HG23	2.15	0.47
1:B:376:SER:O	1:B:379:ASP:HB2	2.15	0.47
1:B:369:ILE:HG13	1:F:496:GLU:OE1	2.14	0.47
1:F:40:LEU:HD22	1:F:41:SER:N	2.30	0.47
1:C:178:LYS:HE2	1:C:388:VAL:HG21	1.96	0.47
1:J:146:LEU:HD13	1:J:167:THR:O	2.15	0.47
1:H:146:LEU:HD23	1:H:147:MET:N	2.30	0.47
1:H:149:ILE:HG12	1:H:383:VAL:HG11	1.97	0.47
1:A:486:VAL:O	1:A:490:VAL:HG12	2.14	0.47
1:L:506:ASN:OD1	1:L:508:ILE:HD11	2.15	0.47
1:G:431:ARG:HA	1:G:431:ARG:CZ	2.45	0.47
1:G:433:LEU:HB2	1:G:434:PRO:HD3	1.97	0.47
1:M:37:LYS:HZ3	1:O:504:VAL:HA	1.78	0.47

*Continued on next page...*

*Continued from previous page...*

Atom-1	Atom-2	Interatomic distance (Å)	Clash overlap (Å)
1:D:448:LEU:HA	1:D:451:GLN:HE21	1.79	0.47
1:A:146:LEU:HB2	1:A:171:VAL:CG2	2.45	0.47
1:L:173:ALA:HA	1:L:176:ARG:CZ	2.45	0.47
1:E:269:ILE:CG2	1:E:274:ILE:HG21	2.40	0.47
1:P:198:ASP:HA	1:P:364:GLY:HA2	1.97	0.47
1:P:145:ASP:O	1:P:171:VAL:HG11	2.15	0.47
1:L:291:PHE:HB3	1:L:296:VAL:O	2.14	0.47
1:A:362:LEU:CD1	1:A:373:ALA:HB1	2.42	0.47
1:C:317:GLU:HB2	1:C:329:LYS:HA	1.96	0.47
1:K:103:LEU:HG	1:K:113:ILE:CD1	2.45	0.47
1:F:313:VAL:CG1	1:F:352:VAL:HB	2.45	0.47
1:K:370:LEU:HA	1:K:370:LEU:HD22	1.66	0.47
1:P:57:ILE:HG23	1:P:58:LEU:CD2	2.45	0.47
1:C:222:ALA:HA	1:C:275:ASN:HB2	1.96	0.47
1:A:334:LYS:CD	1:A:351:GLY:HA3	2.45	0.47
1:M:199:SER:HB2	1:M:362:LEU:CD2	2.45	0.47
1:C:334:LYS:HB2	1:C:351:GLY:HA3	1.97	0.47
1:H:112:THR:CG2	1:H:418:LYS:HD2	2.45	0.47
1:M:52:ASN:HD21	1:M:157:LYS:HA	1.79	0.47
1:H:16:PHE:HA	1:H:97:LEU:CD2	2.45	0.47
1:K:28:SER:HB2	1:K:35:MET:CG	2.45	0.47
1:B:450:ALA:HB2	1:I:420:ALA:CB	2.45	0.47
1:D:19:ALA:HB3	1:D:98:ARG:NH2	2.29	0.47
1:A:37:LYS:H	1:C:503:ARG:HG3	1.80	0.46
1:I:97:LEU:HD21	1:I:501:ILE:HG21	1.96	0.46
1:O:186:ILE:CG2	1:O:360:ILE:HD12	2.45	0.46
1:M:431:ARG:O	1:M:434:PRO:HD2	2.14	0.46
1:F:52:ASN:HB3	1:F:375:ARG:HH22	1.80	0.46
1:H:274:ILE:HG23	1:H:296:VAL:CG2	2.45	0.46
1:M:365:ALA:O	1:M:366:THR:HG23	2.15	0.46
1:J:286:TYR:HB2	1:J:287:PRO:HD3	1.97	0.46
1:N:215:GLN:HA	1:N:292:GLY:HA2	1.97	0.46
1:E:402:MET:CE	1:E:453:ARG:HG2	2.45	0.46
1:D:191:LYS:HB3	1:D:363:ARG:HB3	1.97	0.46
1:I:191:LYS:CE	1:I:191:LYS:HA	2.44	0.46
1:F:231:MET:HG3	1:F:283:ILE:HG13	1.98	0.46
1:K:99:GLU:HG2	1:K:425:SER:HB2	1.97	0.46
1:F:110:PRO:O	1:F:113:ILE:HB	2.15	0.46
1:P:16:PHE:HA	1:P:97:LEU:HD23	1.96	0.46
1:H:41:SER:O	1:H:45:ASP:HB2	2.15	0.46
1:F:109:HIS:NE2	1:F:111:GLN:HG2	2.30	0.46

*Continued on next page...*

*Continued from previous page...*

Atom-1	Atom-2	Interatomic distance (Å)	Clash overlap (Å)
1:I:157:LYS:CE	1:I:376:SER:HB3	2.45	0.46
1:M:431:ARG:HA	1:M:431:ARG:CZ	2.46	0.46
1:F:198:ASP:CA	1:F:363:ARG:HB2	2.45	0.46
1:O:206:LEU:C	1:O:206:LEU:HD13	2.35	0.46
1:I:324:HIS:HB2	1:I:329:LYS:HZ1	1.76	0.46
1:L:265:LYS:HE2	1:L:322:PHE:CE1	2.49	0.46
1:D:482:GLU:OE1	1:D:487:LYS:HE3	2.15	0.46
1:G:337:GLU:HG3	1:G:339:VAL:HG23	1.97	0.46
1:B:452:LEU:HD13	1:B:465:LEU:CD1	2.45	0.46
1:M:173:ALA:O	1:M:176:ARG:HG2	2.15	0.46
1:I:100:ALA:HA	1:I:103:LEU:HD22	1.97	0.46
1:G:412:ALA:HB1	1:G:424:GLU:HB3	1.96	0.46
1:L:57:ILE:C	1:L:57:ILE:HD13	2.35	0.46
1:L:39:LEU:CD1	1:L:57:ILE:HD11	2.45	0.46
1:H:334:LYS:HG3	1:H:351:GLY:HA3	1.97	0.46
1:G:102:SER:O	1:G:105:ALA:HB3	2.15	0.46
1:C:146:LEU:HD11	1:C:150:ALA:CB	2.46	0.46
1:I:188:VAL:HG23	1:I:360:ILE:O	2.16	0.46
1:J:369:ILE:O	1:J:372:GLU:CB	2.63	0.46
1:G:297:MET:CE	1:G:347:ILE:HD11	2.45	0.46
1:K:442:GLY:HA3	1:P:109:HIS:NE2	2.29	0.46
1:G:402:MET:CE	1:G:453:ARG:HG2	2.45	0.46
1:J:219:ILE:HD12	1:J:275:ASN:HB3	1.96	0.46
1:J:431:ARG:HH21	1:J:434:PRO:HG2	1.80	0.46
1:C:27:LYS:CB	1:C:436:ILE:HD11	2.46	0.46
1:F:448:LEU:HD11	1:F:465:LEU:HD11	1.97	0.46
1:G:313:VAL:HG13	1:G:352:VAL:HG11	1.96	0.46
1:I:283:ILE:HG22	1:I:300:GLU:CG	2.40	0.46
1:H:38:ILE:HD12	1:H:48:LEU:HD23	1.97	0.46
1:B:106:LYS:CG	1:B:108:ILE:HG22	2.44	0.46
1:P:305:VAL:HG22	1:P:309:ARG:HH12	1.79	0.46
1:N:317:GLU:HB2	1:N:329:LYS:HD3	1.97	0.46
1:I:402:MET:CE	1:I:453:ARG:HG2	2.45	0.46
1:D:36:ASP:O	1:E:504:VAL:HG12	2.15	0.46
1:C:57:ILE:HG23	1:C:58:LEU:CD2	2.45	0.46
1:M:224:ILE:CD1	1:M:349:PHE:HE2	2.27	0.46
1:N:192:LEU:HD23	1:N:343:GLU:OE2	2.15	0.46
1:A:381:LEU:HD22	1:A:381:LEU:O	2.14	0.46
1:N:183:LEU:CD1	1:N:186:ILE:HD11	2.45	0.46
1:C:143:ARG:O	1:C:143:ARG:HG3	2.15	0.46
1:B:22:ILE:HD12	1:B:90:THR:CG2	2.46	0.46

*Continued on next page...*

*Continued from previous page...*

Atom-1	Atom-2	Interatomic distance (Å)	Clash overlap (Å)
1:B:159:LEU:HD23	1:B:160:THR:N	2.30	0.46
1:A:36:ASP:CG	1:A:50:VAL:HG21	2.36	0.46
1:I:174:VAL:HG11	1:I:384:LEU:HB3	1.95	0.46
1:N:139:GLU:OE2	1:N:140:VAL:HG23	2.15	0.46
1:H:367:GLN:CD	1:H:369:ILE:HB	2.35	0.46
1:B:509:LYS:HA	1:G:48:LEU:HB3	1.97	0.46
1:M:106:LYS:C	1:M:107:LYS:HG2	2.35	0.46
1:D:96:LEU:CD1	1:D:498:ALA:HB1	2.38	0.46
1:G:146:LEU:CD2	1:G:147:MET:H	2.23	0.46
1:A:433:LEU:HB2	1:A:434:PRO:HD3	1.98	0.46
1:O:269:ILE:HG23	1:O:274:ILE:HG21	1.96	0.46
1:H:450:ALA:HB3	1:P:417:GLY:N	2.31	0.46
1:H:397:GLY:O	1:H:465:LEU:HD23	2.16	0.46
1:P:109:HIS:HE1	1:P:111:GLN:HG2	1.78	0.46
1:G:431:ARG:O	1:G:434:PRO:HD2	2.15	0.46
1:C:417:GLY:HA3	1:L:450:ALA:HA	1.95	0.46
1:G:261:LYS:O	1:G:264:GLU:HG2	2.15	0.46
1:F:448:LEU:HA	1:F:451:GLN:HE21	1.81	0.46
1:F:452:LEU:HD11	1:F:456:HIS:CE1	2.51	0.46
1:I:316:GLY:C	1:I:317:GLU:HG2	2.35	0.46
1:P:32:PRO:HD2	1:P:467:MET:CE	2.45	0.46
1:N:402:MET:HG2	1:N:431:ARG:HH22	1.80	0.46
1:D:70:VAL:CG2	1:D:507:ILE:HD11	2.43	0.46
1:E:108:ILE:HG22	1:E:109:HIS:N	2.30	0.46
1:A:192:LEU:HB2	1:A:343:GLU:HG2	1.98	0.46
1:L:209:LYS:HE3	1:L:301:HIS:O	2.15	0.46
1:D:496:GLU:O	1:D:500:VAL:HG13	2.15	0.46
1:O:280:ARG:HG3	1:O:304:PHE:CA	2.45	0.46
1:H:58:LEU:HB3	1:H:72:VAL:HG11	1.97	0.46
1:J:131:SER:O	1:J:132:ALA:HB3	2.15	0.46
1:P:334:LYS:CD	1:P:351:GLY:HA3	2.44	0.46
1:B:7:ARG:O	1:B:10:THR:HG23	2.15	0.46
1:E:505:ASP:O	1:E:506:ASN:HB3	2.15	0.46
1:G:205:PHE:HA	1:G:359:THR:OG1	2.16	0.46
1:P:206:LEU:HD12	1:P:361:VAL:HG11	1.97	0.46
1:J:160:THR:HA	1:J:163:LYS:HB3	1.97	0.46
1:G:154:LEU:O	1:G:160:THR:HG23	2.15	0.46
1:F:51:THR:HG22	1:F:53:ASP:H	1.80	0.46
1:E:57:ILE:O	1:E:57:ILE:HD13	2.15	0.46
1:G:149:ILE:CG2	1:G:383:VAL:HG11	2.45	0.46
1:B:500:VAL:CG1	1:G:367:GLN:HG2	2.38	0.46

*Continued on next page...*

*Continued from previous page...*

Atom-1	Atom-2	Interatomic distance (Å)	Clash overlap (Å)
1:A:149:ILE:HD13	1:A:383:VAL:CG1	2.41	0.46
1:N:231:MET:HE1	1:N:265:LYS:HD3	1.97	0.46
1:M:324:HIS:CG	1:M:325:PRO:HD3	2.51	0.46
1:H:325:PRO:C	1:H:326:GLU:HG3	2.34	0.46
1:L:59:LYS:CE	1:L:76:ARG:HB2	2.45	0.46
1:B:219:ILE:CD1	1:B:275:ASN:HB3	2.44	0.46
1:M:38:ILE:CG2	1:M:50:VAL:HB	2.45	0.46
1:L:394:VAL:HG23	1:L:482:GLU:HB2	1.97	0.46
1:M:190:LYS:HG3	1:M:370:LEU:HG	1.97	0.46
1:L:222:ALA:HA	1:L:275:ASN:HB2	1.96	0.46
1:O:22:ILE:O	1:O:26:VAL:HG22	2.15	0.46
1:C:182:ASN:HB3	1:C:184:GLU:HG2	1.98	0.46
1:L:499:GLU:O	1:L:503:ARG:HD3	2.15	0.46
1:I:85:GLY:O	1:I:153:THR:HG23	2.16	0.46
1:F:505:ASP:O	1:F:506:ASN:HB2	2.15	0.46
1:B:33:LYS:O	1:B:440:ASN:HB2	2.16	0.46
1:B:207:LEU:HB3	1:B:347:ILE:HG23	1.97	0.46
1:D:211:ILE:HB	1:D:215:GLN:OE1	2.15	0.46
1:K:231:MET:HE1	1:K:265:LYS:HD3	1.97	0.46
1:A:402:MET:CE	1:A:453:ARG:HG2	2.45	0.46
1:M:274:ILE:HG23	1:M:274:ILE:O	2.15	0.46
1:J:121:THR:O	1:J:125:ARG:HG3	2.16	0.46
1:J:111:GLN:HE21	1:J:111:GLN:HB3	1.64	0.46
1:I:349:PHE:HE1	1:I:352:VAL:HG23	1.80	0.46
1:A:146:LEU:CD1	1:A:171:VAL:HG13	2.45	0.46
1:C:25:LEU:CG	1:H:508:ILE:HD13	2.40	0.46
1:N:232:ASP:HA	1:N:284:TYR:CD1	2.51	0.46
1:N:452:LEU:HD13	1:N:465:LEU:HD13	1.97	0.46
1:P:216:PRO:HG2	1:P:295:GLY:CA	2.45	0.46
1:P:133:VAL:HG23	1:P:393:THR:O	2.16	0.46
1:D:231:MET:C	1:D:284:TYR:HB2	2.36	0.46
1:B:286:TYR:HB2	1:B:287:PRO:HD3	1.98	0.46
1:N:280:ARG:HA	1:N:302:ALA:O	2.16	0.46
1:N:268:ARG:O	1:N:271:LYS:HG2	2.16	0.46
1:J:405:ALA:HA	1:J:408:VAL:HG22	1.98	0.46
1:O:96:LEU:HD22	1:O:96:LEU:O	2.16	0.46
1:O:226:ILE:HG12	1:O:278:ILE:HG23	1.98	0.46
1:F:503:ARG:HG2	1:F:504:VAL:HG23	1.97	0.46
1:B:274:ILE:HG23	1:B:296:VAL:CG2	2.45	0.46
1:H:133:VAL:HA	1:H:461:THR:HB	1.98	0.46
1:O:324:HIS:O	1:O:329:LYS:HG3	2.16	0.46

*Continued on next page...*

*Continued from previous page...*

Atom-1	Atom-2	Interatomic distance (Å)	Clash overlap (Å)
1:I:448:LEU:HD11	1:I:465:LEU:CD1	2.45	0.46
1:G:431:ARG:NH2	1:G:434:PRO:HG2	2.30	0.46
1:F:297:MET:CE	1:F:347:ILE:HD11	2.45	0.46
1:C:452:LEU:HD22	1:C:465:LEU:HD21	1.96	0.46
1:E:274:ILE:HG23	1:E:274:ILE:O	2.15	0.46
1:K:27:LYS:HB2	1:K:436:ILE:HG13	1.98	0.46
1:K:448:LEU:C	1:K:448:LEU:HD13	2.36	0.46
1:N:431:ARG:NH2	1:N:434:PRO:HG2	2.29	0.46
1:G:218:ARG:HG3	1:G:337:GLU:HB3	1.97	0.46
1:I:108:ILE:HG22	1:I:109:HIS:N	2.31	0.46
1:O:222:ALA:HA	1:O:275:ASN:CB	2.45	0.46
1:E:78:GLN:HE22	1:E:489:GLN:HB2	1.81	0.46
1:N:196:LEU:HD13	1:N:196:LEU:O	2.16	0.46
1:P:371:ASP:O	1:P:374:GLU:HB3	2.16	0.46
1:A:137:SER:O	1:A:141:LYS:HB2	2.15	0.46
1:G:250:LYS:O	1:G:253:GLU:HG2	2.15	0.46
1:D:216:PRO:HG2	1:D:295:GLY:HA2	1.98	0.46
1:C:67:ALA:HB2	1:C:507:ILE:HG13	1.97	0.46
1:H:371:ASP:O	1:H:374:GLU:HB3	2.16	0.46
1:J:174:VAL:HG11	1:J:384:LEU:HB3	1.97	0.46
1:B:508:ILE:O	1:B:509:LYS:CB	2.64	0.46
1:P:40:LEU:CD2	1:P:41:SER:H	2.29	0.46
1:L:171:VAL:CG1	1:L:384:LEU:HG	2.45	0.46
1:J:219:ILE:HB	1:J:275:ASN:HB3	1.96	0.46
1:B:40:LEU:HD22	1:B:41:SER:N	2.31	0.46
1:G:341:ILE:HG23	1:G:363:ARG:NH2	2.31	0.46
1:L:434:PRO:HB3	1:L:452:LEU:HD22	1.97	0.46
1:A:139:GLU:O	1:A:140:VAL:HB	2.16	0.46
1:D:225:LEU:HD12	1:D:226:ILE:N	2.31	0.46
1:A:417:GLY:O	1:M:450:ALA:HB3	2.15	0.46
1:F:30:LEU:O	1:F:31:GLY:O	2.34	0.46
1:O:139:GLU:O	1:O:141:LYS:N	2.46	0.46
1:J:48:LEU:H	1:J:48:LEU:HD12	1.80	0.46
1:H:216:PRO:HG2	1:H:295:GLY:HA2	1.97	0.46
1:F:28:SER:HA	1:F:440:ASN:CB	2.46	0.46
1:H:96:LEU:O	1:H:96:LEU:HD22	2.15	0.46
1:O:226:ILE:HG12	1:O:278:ILE:CG2	2.46	0.46
1:J:113:ILE:HD12	1:J:113:ILE:N	2.30	0.46
1:B:89:VAL:HG12	1:B:490:VAL:CG2	2.46	0.46
1:K:261:LYS:O	1:K:264:GLU:HG2	2.15	0.46
1:P:223:LYS:HE3	1:P:272:HIS:O	2.16	0.46

*Continued on next page...*

*Continued from previous page...*

Atom-1	Atom-2	Interatomic distance (Å)	Clash overlap (Å)
1:M:216:PRO:HG2	1:M:295:GLY:HA2	1.97	0.46
1:D:29:THR:O	1:D:156:SER:HB2	2.16	0.46
1:A:159:LEU:CD1	1:A:372:GLU:HG2	2.44	0.46
1:B:261:LYS:O	1:B:264:GLU:HG2	2.16	0.46
1:M:171:VAL:O	1:M:175:LEU:HG	2.16	0.46
1:G:38:ILE:HB	1:G:48:LEU:HD21	1.98	0.46
1:K:231:MET:CG	1:K:283:ILE:HG13	2.45	0.46
1:F:377:LEU:HD12	1:F:378:HIS:H	1.81	0.46
1:B:364:GLY:HA3	1:B:370:LEU:CD1	2.45	0.46
1:O:502:LEU:HD23	1:O:502:LEU:O	2.16	0.46
1:D:448:LEU:HD21	1:D:465:LEU:HD12	1.97	0.46
1:J:287:PRO:O	1:J:291:PHE:HD1	1.99	0.46
1:A:317:GLU:HB3	1:A:329:LYS:HA	1.98	0.46
1:A:128:LEU:HD11	1:A:488:ARG:HD3	1.98	0.46
1:E:24:ASP:O	1:E:27:LYS:HG2	2.16	0.46
1:O:283:ILE:HG22	1:O:300:GLU:CG	2.43	0.46
1:D:359:THR:HG22	1:D:359:THR:O	2.16	0.46
1:I:510:ALA:O	1:I:511:ALA:HB3	2.16	0.46
1:B:413:SER:HB2	1:I:453:ARG:C	2.37	0.46
1:K:100:ALA:HA	1:K:103:LEU:HD22	1.98	0.46
1:J:96:LEU:HG	1:J:498:ALA:CB	2.46	0.46
1:P:57:ILE:HD13	1:P:57:ILE:O	2.15	0.46
1:N:313:VAL:CG2	1:N:357:ALA:HB3	2.46	0.46
1:I:375:ARG:HB3	1:I:375:ARG:NH1	2.31	0.46
1:M:206:LEU:HD11	1:M:346:LEU:HD22	1.97	0.46
1:H:188:VAL:HB	1:H:377:LEU:HD22	1.98	0.46
1:A:141:LYS:HE3	1:A:144:GLN:HG2	1.97	0.46
1:G:84:ASP:OD2	1:G:382:CYS:HB2	2.15	0.46
1:P:238:ILE:O	1:P:238:ILE:HG13	2.16	0.46
1:G:161:HIS:CG	1:G:162:HIS:H	2.34	0.46
1:F:15:SER:HB3	1:F:501:ILE:HG21	1.98	0.46
1:M:22:ILE:HD12	1:M:90:THR:CG2	2.45	0.46
1:C:466:ASP:HB3	1:C:469:GLU:HB3	1.98	0.46
1:A:466:ASP:HB3	1:A:469:GLU:HB3	1.98	0.46
1:K:141:LYS:O	1:K:145:ASP:HB2	2.16	0.46
1:A:154:LEU:HD13	1:A:167:THR:OG1	2.16	0.46
1:N:377:LEU:HA	1:N:380:ALA:HB3	1.98	0.46
1:J:52:ASN:CG	1:J:157:LYS:HG2	2.36	0.46
1:B:226:ILE:HG12	1:B:278:ILE:HG23	1.97	0.46
1:O:159:LEU:HB3	1:O:369:ILE:HB	1.97	0.46
1:O:367:GLN:HG3	1:O:369:ILE:HG12	1.98	0.46

*Continued on next page...*

*Continued from previous page...*

Atom-1	Atom-2	Interatomic distance (Å)	Clash overlap (Å)
1:G:215:GLN:HG3	1:G:292:GLY:HA2	1.98	0.46
1:F:139:GLU:O	1:F:140:VAL:HB	2.15	0.46
1:F:160:THR:HA	1:F:163:LYS:HB3	1.98	0.46
1:P:233:THR:HG21	1:P:261:LYS:HE2	1.97	0.46
1:H:222:ALA:HA	1:H:275:ASN:HB2	1.98	0.46
1:H:397:GLY:HA3	1:H:475:MET:HE1	1.97	0.46
1:G:402:MET:SD	1:G:456:HIS:CB	3.01	0.46
1:L:225:LEU:HD13	1:L:329:LYS:HE2	1.97	0.46
1:J:27:LYS:CB	1:J:436:ILE:HD11	2.46	0.46
1:D:190:LYS:HA	1:D:362:LEU:O	2.16	0.46
1:O:397:GLY:HA3	1:O:475:MET:HE1	1.96	0.46
1:A:215:GLN:HG3	1:A:292:GLY:HA2	1.97	0.46
1:G:124:ALA:O	1:G:128:LEU:HD13	2.16	0.46
1:N:397:GLY:O	1:N:465:LEU:HD23	2.15	0.46
1:N:402:MET:CE	1:N:453:ARG:HG2	2.46	0.46
1:B:126:GLN:HE22	1:B:411:LEU:CD2	2.29	0.46
1:C:324:HIS:O	1:C:329:LYS:HG3	2.16	0.46
1:H:57:ILE:HG23	1:H:58:LEU:CD2	2.46	0.46
1:C:107:LYS:HG2	1:C:107:LYS:O	2.16	0.46
1:K:95:GLU:OE2	1:K:432:MET:HB3	2.16	0.46
1:F:161:HIS:CG	1:F:162:HIS:H	2.33	0.46
1:B:146:LEU:HD21	1:B:167:THR:HG23	1.97	0.45
1:K:52:ASN:CB	1:K:375:ARG:CZ	2.94	0.45
1:A:38:ILE:HG22	1:A:50:VAL:CG2	2.46	0.45
1:D:146:LEU:CD2	1:D:147:MET:H	2.29	0.45
1:G:32:PRO:HA	1:G:156:SER:HA	1.97	0.45
1:M:99:GLU:O	1:M:102:SER:HB2	2.16	0.45
1:K:322:PHE:HA	1:K:324:HIS:CD2	2.51	0.45
1:L:324:HIS:O	1:L:329:LYS:HG3	2.16	0.45
1:F:452:LEU:HD11	1:F:456:HIS:HE1	1.81	0.45
1:O:417:GLY:HA2	1:O:420:ALA:HB3	1.98	0.45
1:A:76:ARG:O	1:A:79:ASP:HB3	2.15	0.45
1:A:507:ILE:O	1:A:507:ILE:HG22	2.17	0.45
1:M:122:LYS:HG2	1:M:126:GLN:HE21	1.81	0.45
1:K:245:VAL:HG11	1:K:250:LYS:HB2	1.98	0.45
1:M:283:ILE:HG22	1:M:300:GLU:CG	2.46	0.45
1:H:325:PRO:O	1:H:326:GLU:HG3	2.16	0.45
1:C:324:HIS:HB2	1:C:329:LYS:HZ3	1.81	0.45
1:A:84:ASP:CG	1:A:85:GLY:H	2.17	0.45
1:M:134:ASP:C	1:M:136:GLY:H	2.20	0.45
1:G:219:ILE:HD12	1:G:275:ASN:HB3	1.98	0.45

*Continued on next page...*



*Continued from previous page...*

Atom-1	Atom-2	Interatomic distance (Å)	Clash overlap (Å)
1:A:405:ALA:HA	1:A:408:VAL:HG22	1.98	0.45
1:A:390:ASP:HB3	1:A:485:GLN:NE2	2.31	0.45
1:I:280:ARG:HG3	1:I:304:PHE:HB2	1.98	0.45
1:F:226:ILE:HG12	1:F:278:ILE:HG23	1.98	0.45
1:L:202:ASP:OD2	1:L:361:VAL:HG21	2.16	0.45
1:A:372:GLU:CD	1:A:375:ARG:HH12	2.19	0.45
1:I:149:ILE:CG2	1:I:383:VAL:HG11	2.47	0.45
1:M:128:LEU:HD21	1:M:488:ARG:HG2	1.98	0.45
1:J:163:LYS:HA	1:J:166:PHE:HD1	1.78	0.45
1:O:384:LEU:HA	1:O:387:THR:OG1	2.16	0.45
1:H:146:LEU:HD22	1:H:168:LYS:HA	1.98	0.45
1:G:211:ILE:HB	1:G:215:GLN:OE1	2.17	0.45
1:G:324:HIS:HB2	1:G:329:LYS:HZ1	1.80	0.45
1:M:99:GLU:HG2	1:M:425:SER:HB3	1.99	0.45
1:D:15:SER:CB	1:D:501:ILE:HD13	2.46	0.45
1:I:211:ILE:HG13	1:I:298:ALA:O	2.16	0.45
1:F:152:THR:CB	1:F:480:ILE:HD12	2.45	0.45
1:A:397:GLY:HA3	1:A:475:MET:HE1	1.97	0.45
1:L:111:GLN:HE21	1:L:111:GLN:N	2.06	0.45
1:C:207:LEU:HD13	1:C:208:ASP:N	2.30	0.45
1:H:2:GLY:O	1:H:3:ALA:HB2	2.16	0.45
1:K:82:VAL:HG13	1:K:83:GLY:N	2.31	0.45
1:G:131:SER:HB2	1:G:403:LEU:CD2	2.45	0.45
1:J:57:ILE:C	1:J:57:ILE:HD13	2.37	0.45
1:M:506:ASN:O	1:M:506:ASN:ND2	2.49	0.45
1:K:28:SER:HB2	1:K:35:MET:HG3	1.99	0.45
1:H:334:LYS:O	1:H:335:LEU:HB2	2.17	0.45
1:M:277:PHE:O	1:M:298:ALA:HA	2.16	0.45
1:J:133:VAL:HB	1:J:134:ASP:H	1.50	0.45
1:A:367:GLN:O	1:A:370:LEU:HB3	2.16	0.45
1:N:146:LEU:O	1:N:147:MET:HB2	2.15	0.45
1:J:276:CYS:HA	1:J:297:MET:O	2.16	0.45
1:C:417:GLY:HA3	1:L:449:VAL:HG12	1.98	0.45
1:F:433:LEU:HB2	1:F:434:PRO:HD3	1.97	0.45
1:L:82:VAL:HG11	1:L:486:VAL:HG12	1.98	0.45
1:I:63:VAL:HG12	1:I:64:ASP:CB	2.47	0.45
1:L:32:PRO:HA	1:L:155:SER:HB3	1.98	0.45
1:P:146:LEU:HB2	1:P:171:VAL:HG21	1.98	0.45
1:H:215:GLN:HG3	1:H:292:GLY:HA2	1.99	0.45
1:I:508:ILE:O	1:O:48:LEU:HD21	2.16	0.45
1:B:452:LEU:HD22	1:B:465:LEU:HD11	1.98	0.45

*Continued on next page...*

*Continued from previous page...*

Atom-1	Atom-2	Interatomic distance (Å)	Clash overlap (Å)
1:E:500:VAL:HA	1:E:503:ARG:CD	2.45	0.45
1:L:89:VAL:HG12	1:L:490:VAL:CG2	2.46	0.45
1:D:185:ALA:HA	1:D:309:ARG:CG	2.46	0.45
1:C:84:ASP:CG	1:C:85:GLY:H	2.19	0.45
1:J:44:ARG:HG2	1:J:44:ARG:O	2.16	0.45
1:G:414:ARG:O	1:G:416:PRO:HD3	2.16	0.45
1:A:395:TYR:HE1	1:A:476:SER:HG	1.64	0.45
1:L:223:LYS:HD3	1:L:272:HIS:CE1	2.51	0.45
1:K:157:LYS:HE3	1:K:375:ARG:HD3	1.99	0.45
1:N:171:VAL:HG22	1:N:384:LEU:CD2	2.46	0.45
1:K:287:PRO:O	1:K:291:PHE:HD1	1.99	0.45
1:F:188:VAL:HG13	1:F:377:LEU:HD13	1.97	0.45
1:L:2:GLY:O	1:L:4:ASP:N	2.50	0.45
1:L:171:VAL:HG12	1:L:384:LEU:HG	1.98	0.45
1:E:441:ALA:HB2	1:E:467:MET:CG	2.46	0.45
1:M:35:MET:HE1	1:O:503:ARG:HE	1.77	0.45
1:F:511:ALA:HA	1:F:512:PRO:HD3	1.85	0.45
1:D:261:LYS:HD2	1:D:261:LYS:H	1.82	0.45
1:D:317:GLU:HB3	1:D:330:LEU:H	1.81	0.45
1:D:324:HIS:HB2	1:D:329:LYS:CE	2.46	0.45
1:B:100:ALA:HA	1:B:103:LEU:HD13	1.98	0.45
1:E:130:ASN:O	1:E:131:SER:CB	2.63	0.45
1:N:226:ILE:HB	1:N:317:GLU:OE2	2.17	0.45
1:O:82:VAL:HG11	1:O:489:GLN:OE1	2.16	0.45
1:G:220:GLU:HG2	1:G:335:LEU:HD13	1.99	0.45
1:H:59:LYS:HE2	1:H:76:ARG:HB3	1.97	0.45
1:A:99:GLU:HG3	1:A:425:SER:HB2	1.98	0.45
1:F:313:VAL:HG13	1:F:352:VAL:CB	2.46	0.45
1:O:354:LEU:CD2	1:O:356:GLU:HB2	2.46	0.45
1:J:451:GLN:NE2	1:J:471:THR:HA	2.32	0.45
1:A:268:ARG:HD2	1:A:271:LYS:HZ3	1.81	0.45
1:J:513:ARG:OXT	1:J:513:ARG:HG2	2.15	0.45
1:C:390:ASP:HB3	1:C:485:GLN:HE22	1.81	0.45
1:K:435:THR:HG23	1:K:445:SER:HB3	1.97	0.45
1:D:28:SER:O	1:D:34:GLY:HA2	2.17	0.45
1:P:84:ASP:CG	1:P:85:GLY:H	2.19	0.45
1:B:372:GLU:O	1:B:375:ARG:HB3	2.16	0.45
1:A:372:GLU:CA	1:A:375:ARG:HH12	2.28	0.45
1:E:366:THR:HA	1:E:370:LEU:CD2	2.46	0.45
1:I:175:LEU:O	1:I:178:LYS:HG2	2.16	0.45
1:J:146:LEU:HD23	1:J:147:MET:N	2.31	0.45

*Continued on next page...*

*Continued from previous page...*

Atom-1	Atom-2	Interatomic distance (Å)	Clash overlap (Å)
1:G:316:GLY:C	1:G:317:GLU:HG2	2.37	0.45
1:P:284:TYR:CE2	1:P:286:TYR:HD2	2.35	0.45
1:E:48:LEU:HD22	1:G:67:ALA:HB2	1.99	0.45
1:B:191:LYS:CE	1:B:346:LEU:HD11	2.37	0.45
1:H:269:ILE:HG23	1:H:274:ILE:HG22	1.94	0.45
1:D:431:ARG:HH21	1:D:434:PRO:HG2	1.81	0.45
1:D:446:ALA:HB1	1:K:418:LYS:CE	2.47	0.45
1:K:30:LEU:HD22	1:K:436:ILE:HD13	1.99	0.45
1:O:402:MET:SD	1:O:453:ARG:HA	2.55	0.45
1:I:326:GLU:CG	1:I:327:LEU:H	2.27	0.45
1:N:57:ILE:C	1:N:57:ILE:HD13	2.37	0.45
1:D:2:GLY:O	1:D:3:ALA:HB2	2.16	0.45
1:B:109:HIS:HE1	1:G:33:LYS:HD2	1.79	0.45
1:N:448:LEU:C	1:N:448:LEU:HD13	2.37	0.45
1:I:59:LYS:CE	1:I:76:ARG:HB2	2.47	0.45
1:B:411:LEU:HB3	1:B:423:MET:CE	2.47	0.45
1:C:323:ASP:C	1:C:325:PRO:HD2	2.37	0.45
1:C:326:GLU:HB2	1:C:327:LEU:H	1.59	0.45
1:D:381:LEU:C	1:D:381:LEU:HD22	2.37	0.45
1:I:79:ASP:HA	1:I:83:GLY:CA	2.46	0.45
1:A:334:LYS:HD3	1:A:335:LEU:N	2.30	0.45
1:O:370:LEU:HA	1:O:370:LEU:HD22	1.76	0.45
1:E:110:PRO:O	1:E:113:ILE:HB	2.17	0.45
1:A:183:LEU:O	1:A:183:LEU:HD13	2.17	0.45
1:F:230:GLY:HA2	1:F:279:ASN:HD21	1.82	0.45
1:N:118:ARG:O	1:N:121:THR:HB	2.16	0.45
1:M:89:VAL:HG12	1:M:490:VAL:CG2	2.44	0.45
1:E:366:THR:N	1:E:370:LEU:HD22	2.30	0.45
1:B:277:PHE:O	1:B:298:ALA:HA	2.16	0.45
1:O:52:ASN:HB3	1:O:375:ARG:HH12	1.81	0.45
1:C:123:ALA:HA	1:C:126:GLN:CG	2.47	0.45
1:G:452:LEU:HD22	1:G:465:LEU:HD21	1.98	0.45
1:L:146:LEU:HD13	1:L:171:VAL:HG13	1.97	0.45
1:C:231:MET:HG3	1:C:283:ILE:HG13	1.98	0.45
1:O:501:ILE:O	1:O:502:LEU:HB2	2.17	0.45
1:L:402:MET:CE	1:L:453:ARG:HG2	2.47	0.45
1:D:261:LYS:O	1:D:265:LYS:HG3	2.16	0.45
1:J:438:ALA:CB	1:J:448:LEU:HG	2.45	0.45
1:I:31:GLY:O	1:I:156:SER:HA	2.17	0.45
1:A:448:LEU:HD11	1:A:465:LEU:CD1	2.47	0.45
1:A:211:ILE:HB	1:A:215:GLN:OE1	2.17	0.45

*Continued on next page...*

*Continued from previous page...*

Atom-1	Atom-2	Interatomic distance (Å)	Clash overlap (Å)
1:P:163:LYS:HG3	1:P:166:PHE:HB2	1.98	0.45
1:J:209:LYS:HD3	1:J:300:GLU:O	2.16	0.45
1:A:313:VAL:HG13	1:A:352:VAL:HB	1.97	0.45
1:A:226:ILE:HG12	1:A:278:ILE:HG23	1.98	0.45
1:F:411:LEU:HB3	1:F:423:MET:HE3	1.99	0.45
1:L:215:GLN:HG3	1:L:292:GLY:HA2	1.99	0.45
1:H:173:ALA:HA	1:H:176:ARG:NE	2.32	0.45
1:H:324:HIS:O	1:H:328:VAL:HG23	2.16	0.45
1:M:393:THR:HB	1:M:482:GLU:O	2.17	0.45
1:K:341:ILE:HD11	1:K:348:HIS:CE1	2.52	0.45
1:C:236:ILE:HG23	1:C:237:LYS:N	2.31	0.45
1:G:57:ILE:HG23	1:G:58:LEU:HD23	1.98	0.45
1:P:177:LEU:C	1:P:177:LEU:HD13	2.36	0.45
1:H:12:ARG:HD2	1:H:100:ALA:HB1	1.99	0.45
1:M:268:ARG:O	1:M:271:LYS:HG2	2.17	0.45
1:J:334:LYS:HG2	1:J:335:LEU:N	2.29	0.45
1:E:190:LYS:HA	1:E:362:LEU:O	2.17	0.45
1:I:139:GLU:O	1:I:140:VAL:HB	2.16	0.45
1:I:174:VAL:HG11	1:I:384:LEU:HB2	1.96	0.45
1:N:171:VAL:O	1:N:175:LEU:HG	2.17	0.45
1:J:158:LEU:CD2	1:K:503:ARG:HD3	2.47	0.45
1:G:397:GLY:HA3	1:G:475:MET:HE1	1.99	0.45
1:D:438:ALA:O	1:D:441:ALA:HB3	2.17	0.45
1:C:452:LEU:CD2	1:C:465:LEU:HD21	2.47	0.45
1:C:370:LEU:O	1:C:373:ALA:HB3	2.17	0.45
1:F:91:VAL:HG11	1:F:436:ILE:HD12	1.97	0.45
1:F:402:MET:SD	1:F:453:ARG:HA	2.56	0.45
1:A:59:LYS:CE	1:A:76:ARG:HB2	2.47	0.45
1:J:226:ILE:HG12	1:J:278:ILE:HG23	1.97	0.45
1:J:226:ILE:O	1:J:329:LYS:HE3	2.17	0.45
1:J:284:TYR:O	1:J:287:PRO:HD2	2.17	0.45
1:I:322:PHE:HA	1:I:324:HIS:CD2	2.52	0.45
1:I:286:TYR:HB2	1:I:287:PRO:HD3	1.99	0.45
1:C:187:HIS:HB3	1:C:359:THR:HG23	1.99	0.45
1:P:397:GLY:HA3	1:P:475:MET:CE	2.47	0.45
1:O:122:LYS:O	1:O:126:GLN:N	2.47	0.45
1:D:390:ASP:HB3	1:D:485:GLN:CD	2.36	0.45
1:H:192:LEU:HB3	1:H:366:THR:HG22	1.97	0.45
1:I:404:MET:O	1:I:408:VAL:HG22	2.16	0.45
1:A:210:LYS:HE2	1:A:212:GLY:O	2.16	0.45
1:B:154:LEU:HD13	1:B:167:THR:OG1	2.16	0.45

*Continued on next page...*

*Continued from previous page...*

Atom-1	Atom-2	Interatomic distance (Å)	Clash overlap (Å)
1:K:367:GLN:HE22	1:K:369:ILE:HD12	1.81	0.45
1:J:235:LYS:HG3	1:J:236:ILE:N	2.31	0.45
1:M:106:LYS:HE2	1:M:421:VAL:HG11	1.99	0.45
1:B:210:LYS:NZ	1:B:210:LYS:HB2	2.32	0.45
1:G:191:LYS:HD2	1:G:344:ASP:HB3	1.99	0.45
1:J:24:ASP:O	1:J:27:LYS:HG2	2.17	0.45
1:C:402:MET:SD	1:C:456:HIS:CB	3.01	0.45
1:K:126:GLN:NE2	1:K:411:LEU:HD11	2.30	0.45
1:H:507:ILE:O	1:H:507:ILE:HG12	2.16	0.45
1:A:501:ILE:O	1:A:502:LEU:CB	2.65	0.45
1:O:452:LEU:HA	1:O:472:ILE:HG21	1.98	0.45
1:G:173:ALA:HA	1:G:176:ARG:NH1	2.32	0.45
1:D:84:ASP:OD1	1:D:379:ASP:HA	2.17	0.45
1:L:187:HIS:O	1:L:359:THR:HG23	2.17	0.45
1:L:206:LEU:HD22	1:L:207:LEU:N	2.31	0.45
1:A:96:LEU:HD13	1:A:96:LEU:C	2.37	0.45
1:I:191:LYS:HG3	1:I:192:LEU:H	1.79	0.45
1:O:310:LEU:HA	1:O:310:LEU:HD22	1.81	0.45
1:A:143:ARG:HA	1:A:143:ARG:HE	1.81	0.45
1:B:5:GLU:O	1:B:5:GLU:HG2	2.16	0.45
1:F:14:SER:O	1:F:17:ILE:HG22	2.16	0.45
1:O:84:ASP:OD2	1:O:383:VAL:HG23	2.17	0.45
1:L:101:GLU:O	1:L:104:ILE:HG12	2.16	0.45
1:H:261:LYS:O	1:H:264:GLU:HG2	2.17	0.45
1:O:188:VAL:CG1	1:O:377:LEU:HD22	2.47	0.45
1:C:388:VAL:HG13	1:C:389:LYS:HG3	1.99	0.45
1:O:163:LYS:O	1:O:166:PHE:HB2	2.17	0.45
1:M:171:VAL:HG12	1:M:384:LEU:CG	2.43	0.45
1:O:323:ASP:C	1:O:325:PRO:HD2	2.37	0.45
1:G:376:SER:O	1:G:379:ASP:HB2	2.17	0.45
1:K:57:ILE:HD13	1:K:57:ILE:O	2.16	0.45
1:G:211:ILE:HG12	1:G:298:ALA:H	1.81	0.45
1:F:150:ALA:O	1:F:154:LEU:HD13	2.17	0.45
1:O:211:ILE:HG12	1:O:298:ALA:H	1.81	0.45
1:C:274:ILE:HG23	1:C:296:VAL:HG21	1.98	0.45
1:J:452:LEU:HD11	1:J:456:HIS:CE1	2.51	0.45
1:K:107:LYS:C	1:K:108:ILE:HG13	2.37	0.45
1:L:159:LEU:HB2	1:L:163:LYS:CB	2.46	0.45
1:P:100:ALA:O	1:P:103:LEU:HB2	2.17	0.45
1:A:321:THR:O	1:A:323:ASP:N	2.50	0.45
1:F:131:SER:HA	1:F:403:LEU:CD2	2.47	0.45

*Continued on next page...*

*Continued from previous page...*

Atom-1	Atom-2	Interatomic distance (Å)	Clash overlap (Å)
1:K:82:VAL:CG1	1:K:486:VAL:HG12	2.46	0.45
1:I:59:LYS:NZ	1:I:75:SER:HB3	2.31	0.45
1:B:448:LEU:HD21	1:B:465:LEU:CD1	2.45	0.45
1:M:141:LYS:HD2	1:M:141:LYS:HA	1.72	0.45
1:G:59:LYS:HE2	1:G:76:ARG:NE	2.32	0.45
1:G:78:GLN:HG3	1:G:83:GLY:HA2	1.99	0.45
1:E:334:LYS:HG3	1:E:351:GLY:HA3	1.99	0.45
1:E:100:ALA:HA	1:E:103:LEU:HD13	1.99	0.45
1:O:280:ARG:O	1:O:281:GLN:CB	2.64	0.45
1:J:499:GLU:O	1:J:503:ARG:HG2	2.16	0.45
1:H:89:VAL:HG12	1:H:490:VAL:CG2	2.47	0.45
1:P:236:ILE:O	1:P:236:ILE:HG23	2.17	0.45
1:G:13:LEU:O	1:G:16:PHE:HB3	2.17	0.45
1:D:321:THR:O	1:D:323:ASP:N	2.49	0.45
1:K:160:THR:HA	1:K:163:LYS:HB3	1.99	0.45
1:A:190:LYS:HE3	1:A:371:ASP:HA	1.98	0.45
1:C:501:ILE:HA	1:C:501:ILE:HD13	1.84	0.45
1:C:163:LYS:HA	1:C:166:PHE:HD1	1.77	0.45
1:J:163:LYS:HZ2	1:J:373:ALA:HA	1.80	0.45
1:N:133:VAL:HG11	1:N:484:PHE:HD1	1.82	0.45
1:B:509:LYS:CG	1:B:510:ALA:H	2.29	0.45
1:P:231:MET:HE1	1:P:265:LYS:HD3	1.98	0.45
1:H:502:LEU:O	1:H:502:LEU:HD23	2.17	0.45
1:H:438:ALA:CB	1:H:448:LEU:HG	2.39	0.45
1:D:374:GLU:O	1:D:377:LEU:HB3	2.17	0.45
1:O:341:ILE:HG23	1:O:363:ARG:NH2	2.32	0.45
1:A:266:VAL:HB	1:A:290:LEU:CD2	2.39	0.45
1:L:163:LYS:HA	1:L:166:PHE:HD1	1.78	0.45
1:C:37:LYS:NZ	1:H:505:ASP:H	2.15	0.45
1:B:24:ASP:O	1:B:27:LYS:HB3	2.16	0.45
1:B:132:ALA:HB1	1:B:394:VAL:HA	1.99	0.45
1:M:284:TYR:CE2	1:M:286:TYR:CD1	3.05	0.45
1:O:40:LEU:C	1:O:40:LEU:HD13	2.37	0.45
1:B:222:ALA:HA	1:B:275:ASN:HB2	1.99	0.45
1:D:416:PRO:O	1:D:419:GLU:HB2	2.16	0.45
1:P:133:VAL:HG22	1:P:134:ASP:N	2.32	0.45
1:B:36:ASP:OD1	1:B:52:ASN:HB2	2.17	0.45
1:J:247:SER:O	1:J:249:ALA:N	2.49	0.45
1:L:57:ILE:O	1:L:57:ILE:HD13	2.17	0.45
1:M:196:LEU:HD13	1:M:196:LEU:C	2.37	0.45
1:O:136:GLY:O	1:O:137:SER:HB3	2.17	0.45

*Continued on next page...*

*Continued from previous page...*

Atom-1	Atom-2	Interatomic distance (Å)	Clash overlap (Å)
1:L:100:ALA:O	1:L:103:LEU:HB2	2.17	0.44
1:H:133:VAL:CG2	1:H:134:ASP:H	2.25	0.44
1:D:276:CYS:HA	1:D:297:MET:O	2.17	0.44
1:B:504:VAL:HG11	1:B:507:ILE:CG1	2.47	0.44
1:J:211:ILE:HG13	1:J:298:ALA:O	2.17	0.44
1:L:27:LYS:HA	1:L:436:ILE:HD11	1.99	0.44
1:J:128:LEU:C	1:J:129:LEU:HD13	2.38	0.44
1:C:366:THR:N	1:C:370:LEU:HD22	2.31	0.44
1:O:484:PHE:HE1	1:O:488:ARG:HE	1.62	0.44
1:E:225:LEU:HD13	1:E:329:LYS:CE	2.47	0.44
1:D:505:ASP:O	1:D:506:ASN:HB2	2.18	0.44
1:D:206:LEU:H	1:D:359:THR:HG21	1.81	0.44
1:B:99:GLU:O	1:B:102:SER:HB2	2.17	0.44
1:N:205:PHE:HA	1:N:359:THR:CB	2.47	0.44
1:K:280:ARG:HG3	1:K:304:PHE:CA	2.47	0.44
1:L:33:LYS:HD3	1:L:441:ALA:O	2.17	0.44
1:G:103:LEU:HG	1:G:113:ILE:HD13	1.99	0.44
1:C:143:ARG:NE	1:C:143:ARG:HA	2.32	0.44
1:G:228:ASN:OD1	1:G:319:ALA:HB3	2.17	0.44
1:C:30:LEU:HG	1:C:87:THR:O	2.17	0.44
1:A:261:LYS:O	1:A:264:GLU:HG2	2.18	0.44
1:E:159:LEU:HG	1:E:163:LYS:HD3	1.99	0.44
1:M:213:VAL:HG11	1:O:319:ALA:H	1.82	0.44
1:G:277:PHE:CE2	1:G:279:ASN:HB2	2.51	0.44
1:G:284:TYR:CE2	1:G:286:TYR:HD2	2.34	0.44
1:J:27:LYS:HB2	1:J:436:ILE:HG13	2.00	0.44
1:A:399:CYS:SG	1:A:464:GLY:CA	3.01	0.44
1:G:108:ILE:HG21	1:G:418:LYS:HE2	1.98	0.44
1:A:448:LEU:HD21	1:A:465:LEU:CD1	2.42	0.44
1:K:405:ALA:HA	1:K:408:VAL:HG22	2.00	0.44
1:L:84:ASP:OD2	1:L:379:ASP:HB3	2.17	0.44
1:K:215:GLN:HE21	1:K:292:GLY:N	2.16	0.44
1:H:206:LEU:HD21	1:H:346:LEU:HB3	1.98	0.44
1:M:433:LEU:HA	1:M:436:ILE:HG22	1.97	0.44
1:D:89:VAL:HG12	1:D:490:VAL:CG2	2.46	0.44
1:P:360:ILE:O	1:P:360:ILE:HG22	2.17	0.44
1:N:222:ALA:HA	1:N:275:ASN:CG	2.38	0.44
1:N:192:LEU:N	1:N:192:LEU:HD12	2.32	0.44
1:J:57:ILE:O	1:J:57:ILE:HD13	2.17	0.44
1:D:187:HIS:HB2	1:D:309:ARG:NH1	2.33	0.44
1:K:334:LYS:HD2	1:K:351:GLY:HA3	1.99	0.44

*Continued on next page...*

*Continued from previous page...*

Atom-1	Atom-2	Interatomic distance (Å)	Clash overlap (Å)
1:K:192:LEU:HG	1:K:366:THR:OG1	2.16	0.44
1:K:365:ALA:O	1:K:366:THR:CB	2.65	0.44
1:B:203:GLU:H	1:B:203:GLU:CD	2.20	0.44
1:C:64:ASP:CG	1:C:66:PRO:HD2	2.38	0.44
1:N:412:ALA:CB	1:N:424:GLU:HB3	2.46	0.44
1:B:192:LEU:O	1:B:366:THR:HG22	2.17	0.44
1:N:171:VAL:HG22	1:N:384:LEU:HD21	1.98	0.44
1:D:154:LEU:HD21	1:D:163:LYS:HG2	1.99	0.44
1:M:213:VAL:CG1	1:O:318:ILE:HA	2.47	0.44
1:C:176:ARG:HH22	1:C:360:ILE:HG12	1.81	0.44
1:L:504:VAL:HG11	1:P:38:ILE:HG12	1.98	0.44
1:P:40:LEU:HB2	1:P:48:LEU:HG	1.98	0.44
1:H:402:MET:HE1	1:H:406:HIS:HB2	1.98	0.44
1:G:431:ARG:HH21	1:G:434:PRO:HG2	1.82	0.44
1:G:233:THR:O	1:G:234:ASP:HB3	2.16	0.44
1:F:274:ILE:HG23	1:F:274:ILE:O	2.18	0.44
1:P:150:ALA:O	1:P:154:LEU:HD13	2.16	0.44
1:M:366:THR:O	1:M:367:GLN:HG3	2.17	0.44
1:J:225:LEU:HD13	1:J:226:ILE:N	2.32	0.44
1:E:433:LEU:HB2	1:E:434:PRO:HD3	1.99	0.44
1:M:231:MET:CG	1:M:283:ILE:HG13	2.46	0.44
1:L:313:VAL:O	1:L:352:VAL:HG23	2.16	0.44
1:O:68:ALA:O	1:O:72:VAL:HG23	2.17	0.44
1:F:148:ASN:HB3	1:F:481:THR:HG22	1.99	0.44
1:H:324:HIS:HB2	1:H:329:LYS:HZ3	1.81	0.44
1:C:128:LEU:HD13	1:C:484:PHE:CZ	2.48	0.44
1:M:59:LYS:HE3	1:M:73:ASP:HA	2.00	0.44
1:J:280:ARG:O	1:J:281:GLN:HB3	2.17	0.44
1:E:450:ALA:HB1	1:J:417:GLY:CA	2.47	0.44
1:O:222:ALA:HA	1:O:275:ASN:CG	2.37	0.44
1:I:58:LEU:HD12	1:I:72:VAL:HG22	1.98	0.44
1:L:196:LEU:C	1:L:196:LEU:HD13	2.38	0.44
1:P:26:VAL:HG23	1:P:91:VAL:HG22	1.99	0.44
1:N:17:ILE:O	1:N:20:ILE:HG22	2.18	0.44
1:N:37:LYS:O	1:N:50:VAL:HA	2.17	0.44
1:P:14:SER:O	1:P:17:ILE:HG22	2.18	0.44
1:K:368:GLN:HA	1:K:371:ASP:OD2	2.17	0.44
1:F:41:SER:HB3	1:F:45:ASP:CG	2.37	0.44
1:E:189:ILE:HG22	1:E:190:LYS:N	2.32	0.44
1:C:171:VAL:HG13	1:C:384:LEU:HG	2.00	0.44
1:J:174:VAL:HG21	1:J:384:LEU:HB3	2.00	0.44

*Continued on next page...*



*Continued from previous page...*

Atom-1	Atom-2	Interatomic distance (Å)	Clash overlap (Å)
1:K:39:LEU:HD22	1:P:508:ILE:HG21	1.98	0.44
1:J:263:LYS:O	1:J:266:VAL:HG12	2.18	0.44
1:F:183:LEU:HD22	1:F:382:CYS:SG	2.57	0.44
1:A:450:ALA:HB3	1:M:417:GLY:O	2.17	0.44
1:O:503:ARG:O	1:O:504:VAL:CB	2.64	0.44
1:A:310:LEU:O	1:A:314:THR:HG22	2.16	0.44
1:O:431:ARG:HH21	1:O:434:PRO:HG2	1.82	0.44
1:B:417:GLY:CA	1:I:450:ALA:HB3	2.47	0.44
1:C:187:HIS:O	1:C:359:THR:HG23	2.17	0.44
1:F:128:LEU:CD2	1:F:488:ARG:HG2	2.46	0.44
1:D:310:LEU:O	1:D:313:VAL:HB	2.18	0.44
1:C:32:PRO:HA	1:C:155:SER:HB3	1.99	0.44
1:E:280:ARG:CD	1:E:304:PHE:HB2	2.48	0.44
1:E:41:SER:O	1:E:45:ASP:HB2	2.18	0.44
1:L:143:ARG:HA	1:L:143:ARG:NE	2.33	0.44
1:C:277:PHE:CE2	1:C:279:ASN:HB2	2.53	0.44
1:E:381:LEU:HD13	1:E:381:LEU:C	2.37	0.44
1:H:466:ASP:HB3	1:H:469:GLU:HB3	1.98	0.44
1:E:146:LEU:HD11	1:E:150:ALA:HB3	1.99	0.44
1:N:146:LEU:HD21	1:N:167:THR:HG23	1.98	0.44
1:N:171:VAL:CA	1:N:384:LEU:HD23	2.45	0.44
1:H:138:ASP:O	1:H:139:GLU:HB3	2.17	0.44
1:B:509:LYS:HG3	1:G:48:LEU:HB3	2.00	0.44
1:A:173:ALA:HA	1:A:176:ARG:NH2	2.31	0.44
1:C:129:LEU:C	1:C:129:LEU:HD23	2.38	0.44
1:P:111:GLN:O	1:P:114:ILE:HB	2.18	0.44
1:L:150:ALA:O	1:L:154:LEU:HD13	2.17	0.44
1:C:274:ILE:HG23	1:C:274:ILE:O	2.17	0.44
1:L:225:LEU:HD21	1:L:324:HIS:CE1	2.53	0.44
1:P:266:VAL:HB	1:P:290:LEU:HD11	1.98	0.44
1:J:506:ASN:HB3	1:N:25:LEU:HD21	2.00	0.44
1:D:396:GLY:HA3	1:D:480:ILE:HG22	1.98	0.44
1:C:191:LYS:HD3	1:C:192:LEU:H	1.82	0.44
1:A:277:PHE:CE2	1:A:279:ASN:HB2	2.52	0.44
1:D:128:LEU:HD13	1:D:488:ARG:HG2	2.00	0.44
1:A:317:GLU:CB	1:A:329:LYS:HD3	2.48	0.44
1:D:133:VAL:HA	1:D:394:VAL:HA	2.00	0.44
1:D:394:VAL:CG2	1:D:482:GLU:HB2	2.47	0.44
1:P:280:ARG:O	1:P:281:GLN:HB3	2.18	0.44
1:E:122:LYS:HE2	1:E:125:ARG:HH21	1.82	0.44
1:G:335:LEU:HD21	1:G:337:GLU:OE2	2.17	0.44

*Continued on next page...*

*Continued from previous page...*

Atom-1	Atom-2	Interatomic distance (Å)	Clash overlap (Å)
1:D:341:ILE:HG23	1:D:363:ARG:CZ	2.47	0.44
1:I:78:GLN:HE22	1:I:489:GLN:CB	2.30	0.44
1:D:178:LYS:HZ3	1:D:388:VAL:HA	1.82	0.44
1:K:6:GLU:HB2	1:K:10:THR:HG23	2.00	0.44
1:B:231:MET:CG	1:B:283:ILE:HG13	2.47	0.44
1:N:206:LEU:HD21	1:N:346:LEU:HD23	2.00	0.44
1:E:143:ARG:HE	1:E:143:ARG:HA	1.83	0.44
1:J:509:LYS:HG2	1:J:510:ALA:N	2.32	0.44
1:D:110:PRO:O	1:D:114:ILE:HG12	2.18	0.44
1:N:141:LYS:HG2	1:N:144:GLN:HB2	1.98	0.44
1:A:223:LYS:HD3	1:A:272:HIS:NE2	2.33	0.44
1:N:277:PHE:CE2	1:N:279:ASN:HB2	2.52	0.44
1:F:115:ALA:O	1:F:118:ARG:HB3	2.18	0.44
1:B:154:LEU:CD2	1:B:167:THR:HB	2.40	0.44
1:K:372:GLU:HA	1:K:375:ARG:NH1	2.32	0.44
1:E:159:LEU:HG	1:E:163:LYS:CG	2.47	0.44
1:D:159:LEU:HD12	1:D:372:GLU:HG2	1.99	0.44
1:B:297:MET:CE	1:B:347:ILE:HD11	2.48	0.44
1:O:175:LEU:O	1:O:178:LYS:HG2	2.18	0.44
1:H:140:VAL:HA	1:H:175:LEU:HD22	2.00	0.44
1:B:504:VAL:HG22	1:G:369:ILE:HD13	1.99	0.44
1:M:421:VAL:O	1:M:424:GLU:HG2	2.16	0.44
1:G:448:LEU:HA	1:G:451:GLN:HE21	1.81	0.44
1:D:233:THR:O	1:D:234:ASP:HB3	2.16	0.44
1:A:313:VAL:HG13	1:A:352:VAL:CB	2.47	0.44
1:H:310:LEU:O	1:H:313:VAL:HB	2.18	0.44
1:E:225:LEU:HD11	1:E:324:HIS:CE1	2.53	0.44
1:N:433:LEU:HB2	1:N:434:PRO:HD3	1.98	0.44
1:N:487:LYS:O	1:N:491:LEU:HG	2.17	0.44
1:L:209:LYS:HD3	1:L:300:GLU:O	2.17	0.44
1:J:509:LYS:HG2	1:J:510:ALA:H	1.81	0.44
1:C:245:VAL:HG12	1:C:246:ASP:OD1	2.18	0.44
1:D:367:GLN:O	1:D:370:LEU:HB3	2.18	0.44
1:J:187:HIS:O	1:J:359:THR:HG23	2.18	0.44
1:D:201:LEU:CD2	1:D:360:ILE:HA	2.48	0.44
1:N:193:GLY:HA3	1:N:342:GLY:HA3	1.99	0.44
1:A:369:ILE:O	1:A:372:GLU:HB2	2.18	0.44
1:I:141:LYS:HE2	1:I:144:GLN:HB2	1.99	0.44
1:I:146:LEU:HD22	1:I:167:THR:C	2.38	0.44
1:M:166:PHE:CZ	1:M:198:ASP:CB	3.00	0.44
1:B:504:VAL:HG13	1:G:369:ILE:HD13	1.99	0.44

*Continued on next page...*

*Continued from previous page...*

Atom-1	Atom-2	Interatomic distance (Å)	Clash overlap (Å)
1:F:146:LEU:HB2	1:F:171:VAL:CG2	2.48	0.44
1:F:145:ASP:OD2	1:F:175:LEU:HD11	2.17	0.44
1:K:286:TYR:HB2	1:K:287:PRO:HD3	1.99	0.44
1:H:452:LEU:HA	1:H:472:ILE:HG21	1.98	0.44
1:G:149:ILE:HG21	1:G:383:VAL:CG1	2.47	0.44
1:G:133:VAL:HG12	1:G:394:VAL:HG12	1.99	0.44
1:P:211:ILE:HG12	1:P:298:ALA:H	1.83	0.44
1:L:404:MET:O	1:L:408:VAL:HG22	2.17	0.44
1:D:446:ALA:HB1	1:K:418:LYS:HE3	2.00	0.44
1:K:452:LEU:HD22	1:K:465:LEU:HD11	2.00	0.44
1:B:109:HIS:HA	1:B:110:PRO:HD2	1.91	0.44
1:P:138:ASP:O	1:P:139:GLU:CB	2.66	0.44
1:M:32:PRO:HA	1:M:155:SER:O	2.18	0.44
1:I:364:GLY:HA3	1:I:370:LEU:HD13	2.00	0.44
1:E:102:SER:O	1:E:105:ALA:HB3	2.18	0.44
1:M:57:ILE:HD13	1:M:57:ILE:O	2.18	0.44
1:J:354:LEU:HD21	1:J:356:GLU:HB3	2.00	0.44
1:K:280:ARG:O	1:K:281:GLN:HB3	2.18	0.44
1:G:116:GLY:O	1:G:119:GLU:HB3	2.18	0.44
1:D:502:LEU:C	1:D:502:LEU:HD13	2.38	0.44
1:N:22:ILE:O	1:N:26:VAL:HG22	2.17	0.44
1:K:150:ALA:HB2	1:K:384:LEU:HD21	2.00	0.44
1:I:146:LEU:HB2	1:I:171:VAL:HG21	1.99	0.44
1:N:139:GLU:OE1	1:N:178:LYS:HD3	2.18	0.44
1:H:134:ASP:OD1	1:H:394:VAL:HA	2.17	0.44
1:G:183:LEU:HD11	1:G:381:LEU:HD11	1.98	0.44
1:M:373:ALA:HA	1:M:376:SER:HB3	2.00	0.44
1:O:181:GLY:O	1:O:182:ASN:HB3	2.18	0.44
1:F:200:TYR:CD1	1:F:363:ARG:CZ	3.01	0.44
1:F:183:LEU:HD13	1:F:381:LEU:CD1	2.48	0.44
1:G:366:THR:HA	1:G:370:LEU:HD22	2.00	0.44
1:D:397:GLY:HA3	1:D:475:MET:HE1	1.99	0.44
1:C:63:VAL:CG1	1:H:509:LYS:HE2	2.48	0.44
1:B:27:LYS:CA	1:B:436:ILE:HD11	2.44	0.44
1:N:399:CYS:SG	1:N:464:GLY:CA	3.04	0.44
1:E:374:GLU:O	1:E:377:LEU:HD23	2.17	0.44
1:O:231:MET:HE1	1:O:265:LYS:HD3	1.99	0.44
1:O:40:LEU:HB2	1:O:48:LEU:HD23	1.99	0.44
1:O:32:PRO:CD	1:O:467:MET:SD	3.03	0.44
1:N:209:LYS:NZ	1:N:303:ASP:H	2.16	0.44
1:E:280:ARG:O	1:E:281:GLN:CB	2.66	0.44

*Continued on next page...*

*Continued from previous page...*

Atom-1	Atom-2	Interatomic distance (Å)	Clash overlap (Å)
1:C:510:ALA:O	1:C:511:ALA:HB2	2.18	0.44
1:G:196:LEU:HD13	1:G:196:LEU:C	2.38	0.44
1:N:96:LEU:HD22	1:N:498:ALA:HB1	2.00	0.44
1:I:321:THR:O	1:I:323:ASP:N	2.51	0.44
1:H:22:ILE:HD12	1:H:90:THR:CG2	2.47	0.44
1:K:310:LEU:O	1:K:314:THR:HG22	2.18	0.44
1:A:166:PHE:N	1:A:166:PHE:CD1	2.86	0.44
1:A:367:GLN:HG3	1:A:370:LEU:H	1.81	0.44
1:D:146:LEU:HD11	1:D:150:ALA:HB3	1.99	0.44
1:O:154:LEU:CD2	1:O:167:THR:HB	2.46	0.44
1:H:149:ILE:HD12	1:H:483:SER:H	1.82	0.44
1:J:233:THR:O	1:J:234:ASP:HB3	2.18	0.44
1:A:27:LYS:HG3	1:A:436:ILE:HG13	2.00	0.44
1:B:39:LEU:HB3	1:F:510:ALA:HB2	2.00	0.44
1:H:417:GLY:O	1:P:450:ALA:HB3	2.17	0.44
1:I:506:ASN:O	1:O:38:ILE:HD11	2.18	0.44
1:F:402:MET:HB3	1:F:456:HIS:CG	2.53	0.44
1:O:206:LEU:H	1:O:359:THR:HG21	1.83	0.44
1:K:431:ARG:HA	1:K:431:ARG:CZ	2.47	0.44
1:F:416:PRO:CA	1:O:454:ALA:HB2	2.41	0.44
1:P:106:LYS:C	1:P:107:LYS:HG2	2.38	0.44
1:C:226:ILE:HD13	1:C:307:VAL:HG13	1.98	0.44
1:M:265:LYS:HZ2	1:M:287:PRO:HG3	1.83	0.44
1:O:77:VAL:O	1:O:80:ASP:HB3	2.18	0.44
1:K:188:VAL:HG13	1:K:377:LEU:CD2	2.46	0.44
1:A:106:LYS:HG3	1:M:446:ALA:CB	2.48	0.44
1:P:393:THR:HB	1:P:481:THR:OG1	2.18	0.44
1:L:394:VAL:CG2	1:L:482:GLU:HB2	2.48	0.44
1:O:405:ALA:HA	1:O:408:VAL:HG22	2.00	0.44
1:O:16:PHE:HA	1:O:97:LEU:CD2	2.48	0.44
1:E:280:ARG:HG3	1:E:304:PHE:HB2	2.00	0.44
1:J:51:THR:HG22	1:J:53:ASP:O	2.18	0.44
1:B:95:GLU:HA	1:B:98:ARG:HD2	2.00	0.44
1:O:371:ASP:O	1:O:374:GLU:HB3	2.18	0.44
1:M:132:ALA:O	1:M:395:TYR:HE2	2.01	0.44
1:C:454:ALA:HB2	1:L:416:PRO:HA	2.00	0.44
1:C:203:GLU:HG2	1:C:350:SER:HB2	2.00	0.44
1:A:372:GLU:CD	1:A:375:ARG:NH1	2.72	0.43
1:E:160:THR:HA	1:E:163:LYS:HB3	1.99	0.43
1:L:321:THR:O	1:L:323:ASP:N	2.50	0.43
1:D:171:VAL:O	1:D:174:VAL:HG22	2.18	0.43

*Continued on next page...*

*Continued from previous page...*

Atom-1	Atom-2	Interatomic distance (Å)	Clash overlap (Å)
1:J:171:VAL:HG12	1:J:384:LEU:CD1	2.48	0.43
1:B:226:ILE:HD13	1:B:307:VAL:HG13	2.00	0.43
1:O:157:LYS:CB	1:O:159:LEU:HD21	2.47	0.43
1:K:324:HIS:HB2	1:K:329:LYS:HE2	2.00	0.43
1:G:397:GLY:HA3	1:G:475:MET:CE	2.48	0.43
1:G:452:LEU:HD11	1:G:456:HIS:CE1	2.53	0.43
1:J:222:ALA:HA	1:J:275:ASN:OD1	2.18	0.43
1:G:341:ILE:HG22	1:G:341:ILE:O	2.18	0.43
1:K:112:THR:HG21	1:K:418:LYS:CE	2.48	0.43
1:L:188:VAL:HA	1:L:360:ILE:O	2.17	0.43
1:L:502:LEU:HD23	1:L:502:LEU:C	2.38	0.43
1:P:163:LYS:O	1:P:166:PHE:N	2.51	0.43
1:P:402:MET:HB3	1:P:456:HIS:CG	2.53	0.43
1:A:324:HIS:HB2	1:A:329:LYS:HZ3	1.83	0.43
1:I:511:ALA:N	1:I:512:PRO:CD	2.81	0.43
1:D:312:LEU:O	1:D:354:LEU:HD22	2.18	0.43
1:D:354:LEU:HG	1:D:356:GLU:HB2	1.99	0.43
1:K:20:ILE:HB	1:K:98:ARG:HH22	1.82	0.43
1:G:75:SER:O	1:G:78:GLN:HB3	2.17	0.43
1:G:188:VAL:HB	1:G:377:LEU:HD22	2.00	0.43
1:K:203:GLU:CD	1:K:203:GLU:H	2.22	0.43
1:A:312:LEU:O	1:A:354:LEU:HD22	2.17	0.43
1:O:443:TYR:CD2	1:O:470:GLY:HA2	2.53	0.43
1:K:154:LEU:CD2	1:K:167:THR:HB	2.47	0.43
1:P:187:HIS:O	1:P:359:THR:HG23	2.17	0.43
1:F:159:LEU:HD11	1:F:372:GLU:CD	2.39	0.43
1:G:261:LYS:O	1:G:265:LYS:HG3	2.17	0.43
1:J:431:ARG:CZ	1:J:431:ARG:HA	2.48	0.43
1:O:128:LEU:O	1:O:129:LEU:CB	2.62	0.43
1:B:402:MET:SD	1:B:456:HIS:CB	3.02	0.43
1:F:225:LEU:HD11	1:F:324:HIS:CE1	2.53	0.43
1:H:341:ILE:HD12	1:H:346:LEU:HD22	2.00	0.43
1:C:215:GLN:HE21	1:C:292:GLY:CA	2.31	0.43
1:M:324:HIS:HB2	1:M:329:LYS:HZ1	1.83	0.43
1:K:373:ALA:O	1:K:377:LEU:CB	2.65	0.43
1:I:510:ALA:H	1:O:40:LEU:CD1	2.30	0.43
1:I:511:ALA:HA	1:O:42:SER:HA	2.00	0.43
1:E:258:GLU:OE2	1:E:284:TYR:HE2	2.01	0.43
1:G:78:GLN:HG3	1:G:83:GLY:CA	2.47	0.43
1:J:354:LEU:HG	1:J:356:GLU:H	1.83	0.43
1:E:245:VAL:HG22	1:E:246:ASP:H	1.83	0.43

*Continued on next page...*

*Continued from previous page...*

Atom-1	Atom-2	Interatomic distance (Å)	Clash overlap (Å)
1:B:138:ASP:O	1:B:139:GLU:CB	2.65	0.43
1:H:190:LYS:C	1:H:190:LYS:HD2	2.39	0.43
1:B:92:LEU:HA	1:B:95:GLU:OE2	2.18	0.43
1:H:466:ASP:OD2	1:H:478:LEU:HD11	2.18	0.43
1:D:240:GLY:O	1:D:243:VAL:HG22	2.18	0.43
1:B:146:LEU:CD2	1:B:167:THR:HG23	2.48	0.43
1:C:140:VAL:N	1:C:178:LYS:NZ	2.63	0.43
1:D:163:LYS:HG3	1:D:166:PHE:CD1	2.53	0.43
1:B:265:LYS:HE2	1:B:322:PHE:CE1	2.53	0.43
1:B:322:PHE:O	1:B:325:PRO:HD2	2.17	0.43
1:H:159:LEU:HA	1:H:372:GLU:OE2	2.17	0.43
1:O:225:LEU:CD1	1:O:329:LYS:HE3	2.44	0.43
1:C:129:LEU:HD22	1:C:130:ASN:HD22	1.83	0.43
1:P:211:ILE:HG13	1:P:298:ALA:O	2.17	0.43
1:L:318:ILE:HA	1:P:289:GLN:HB3	1.98	0.43
1:L:433:LEU:HA	1:L:436:ILE:HG22	2.00	0.43
1:H:5:GLU:HG3	1:H:509:LYS:H	1.84	0.43
1:B:114:ILE:HA	1:B:117:TRP:CZ3	2.53	0.43
1:D:487:LYS:HD3	1:D:487:LYS:HA	1.82	0.43
1:E:324:HIS:CG	1:E:325:PRO:HD3	2.52	0.43
1:M:226:ILE:HG12	1:M:278:ILE:CG2	2.48	0.43
1:I:511:ALA:N	1:I:512:PRO:HD3	2.33	0.43
1:M:112:THR:HB	1:M:418:LYS:HE3	1.99	0.43
1:J:104:ILE:HG13	1:J:105:ALA:N	2.33	0.43
1:M:57:ILE:HD13	1:M:57:ILE:C	2.39	0.43
1:C:222:ALA:HA	1:C:275:ASN:CB	2.47	0.43
1:A:334:LYS:HD3	1:A:335:LEU:CB	2.48	0.43
1:D:500:VAL:HG12	1:D:503:ARG:NH2	2.33	0.43
1:G:188:VAL:HG21	1:G:377:LEU:HD13	2.00	0.43
1:F:280:ARG:O	1:F:281:GLN:HB3	2.17	0.43
1:I:58:LEU:HB3	1:I:72:VAL:CG1	2.48	0.43
1:D:59:LYS:CE	1:D:76:ARG:HB2	2.48	0.43
1:A:183:LEU:HB3	1:A:381:LEU:HD21	1.99	0.43
1:C:243:VAL:HG22	1:C:244:ARG:H	1.84	0.43
1:M:338:GLU:OE2	1:M:345:LYS:HD3	2.18	0.43
1:C:233:THR:O	1:C:234:ASP:HB3	2.18	0.43
1:K:321:THR:O	1:K:323:ASP:N	2.51	0.43
1:E:175:LEU:O	1:E:178:LYS:HG2	2.19	0.43
1:L:320:SER:HB3	1:P:259:LYS:CD	2.48	0.43
1:C:125:ARG:HD3	1:C:126:GLN:N	2.34	0.43
1:A:88:SER:O	1:A:92:LEU:HD13	2.18	0.43

*Continued on next page...*

*Continued from previous page...*

Atom-1	Atom-2	Interatomic distance (Å)	Clash overlap (Å)
1:L:433:LEU:HB2	1:L:434:PRO:HD3	2.01	0.43
1:D:448:LEU:HA	1:D:451:GLN:NE2	2.33	0.43
1:A:451:GLN:HE22	1:A:471:THR:HA	1.83	0.43
1:P:154:LEU:HD22	1:P:167:THR:CB	2.47	0.43
1:E:402:MET:HB3	1:E:456:HIS:CG	2.53	0.43
1:C:215:GLN:HE21	1:C:292:GLY:N	2.16	0.43
1:M:448:LEU:HA	1:M:451:GLN:HE21	1.83	0.43
1:D:57:ILE:HG23	1:D:58:LEU:CD2	2.46	0.43
1:N:216:PRO:HG2	1:N:295:GLY:CA	2.48	0.43
1:E:170:ALA:O	1:E:173:ALA:HB3	2.18	0.43
1:E:238:ILE:HD12	1:E:238:ILE:HA	1.86	0.43
1:E:255:GLU:O	1:E:258:GLU:HB3	2.17	0.43
1:B:36:ASP:HB3	1:B:50:VAL:HG23	2.00	0.43
1:A:101:GLU:O	1:A:104:ILE:HG12	2.17	0.43
1:I:222:ALA:HA	1:I:275:ASN:HB2	2.00	0.43
1:P:153:THR:CG2	1:P:379:ASP:HB3	2.48	0.43
1:E:100:ALA:O	1:E:103:LEU:HB2	2.19	0.43
1:H:57:ILE:O	1:H:57:ILE:HD13	2.18	0.43
1:A:222:ALA:HA	1:A:275:ASN:OD1	2.19	0.43
1:D:242:ARG:C	1:D:243:VAL:HG23	2.38	0.43
1:O:373:ALA:HA	1:O:376:SER:OG	2.18	0.43
1:F:177:LEU:HD13	1:F:177:LEU:O	2.19	0.43
1:F:196:LEU:C	1:F:196:LEU:HD13	2.39	0.43
1:L:417:GLY:O	1:L:420:ALA:HB3	2.18	0.43
1:M:483:SER:O	1:M:486:VAL:HG22	2.17	0.43
1:F:54:GLY:O	1:F:58:LEU:HD23	2.18	0.43
1:C:171:VAL:O	1:C:175:LEU:HG	2.18	0.43
1:O:146:LEU:HD23	1:O:147:MET:H	1.83	0.43
1:O:166:PHE:CZ	1:O:198:ASP:CB	3.02	0.43
1:H:482:GLU:OE1	1:H:487:LYS:HE2	2.18	0.43
1:M:146:LEU:HB2	1:M:171:VAL:CG2	2.49	0.43
1:B:504:VAL:HG22	1:G:369:ILE:HG12	2.01	0.43
1:G:159:LEU:HD12	1:G:372:GLU:HG2	2.00	0.43
1:G:163:LYS:HE3	1:G:376:SER:CB	2.47	0.43
1:G:225:LEU:HD12	1:G:226:ILE:N	2.34	0.43
1:P:234:ASP:OD1	1:P:235:LYS:HG3	2.18	0.43
1:P:41:SER:HB3	1:P:45:ASP:HB2	2.00	0.43
1:G:208:ASP:O	1:G:209:LYS:CG	2.57	0.43
1:H:444:ASP:OD2	1:P:108:ILE:HG21	2.18	0.43
1:F:223:LYS:HB2	1:F:274:ILE:HA	2.01	0.43
1:F:291:PHE:HD1	1:F:296:VAL:CG1	2.32	0.43

*Continued on next page...*

*Continued from previous page...*

Atom-1	Atom-2	Interatomic distance (Å)	Clash overlap (Å)
1:O:341:ILE:HD11	1:O:348:HIS:CE1	2.53	0.43
1:J:284:TYR:CE2	1:J:286:TYR:CD1	3.06	0.43
1:H:338:GLU:OE1	1:H:345:LYS:HE2	2.17	0.43
1:E:324:HIS:HB2	1:E:329:LYS:HZ1	1.80	0.43
1:E:324:HIS:HB2	1:E:329:LYS:HZ3	1.83	0.43
1:E:277:PHE:CE2	1:E:279:ASN:HB2	2.54	0.43
1:N:24:ASP:HA	1:N:27:LYS:HD3	2.01	0.43
1:L:192:LEU:HA	1:L:366:THR:HG22	1.99	0.43
1:H:95:GLU:HA	1:H:98:ARG:HD2	2.00	0.43
1:B:59:LYS:CE	1:B:76:ARG:HB2	2.48	0.43
1:I:343:GLU:HG3	1:I:344:ASP:N	2.34	0.43
1:O:354:LEU:HD21	1:O:356:GLU:HB2	2.00	0.43
1:P:173:ALA:HA	1:P:176:ARG:CZ	2.48	0.43
1:D:235:LYS:CE	1:D:239:PHE:HA	2.48	0.43
1:J:503:ARG:HH11	1:N:36:ASP:CB	2.31	0.43
1:K:367:GLN:HE22	1:K:369:ILE:CD1	2.32	0.43
1:K:380:ALA:O	1:K:384:LEU:HD23	2.18	0.43
1:C:266:VAL:HB	1:C:290:LEU:CD2	2.26	0.43
1:I:170:ALA:O	1:I:174:VAL:HG13	2.19	0.43
1:M:500:VAL:O	1:M:503:ARG:HG2	2.19	0.43
1:H:174:VAL:HG21	1:H:384:LEU:HD12	2.01	0.43
1:M:380:ALA:O	1:M:384:LEU:HD22	2.19	0.43
1:K:504:VAL:HG12	1:K:505:ASP:N	2.32	0.43
1:G:325:PRO:O	1:G:326:GLU:HG3	2.18	0.43
1:H:222:ALA:HA	1:H:275:ASN:CB	2.49	0.43
1:L:133:VAL:CB	1:L:393:THR:O	2.57	0.43
1:P:27:LYS:CA	1:P:436:ILE:HD11	2.47	0.43
1:L:171:VAL:O	1:L:175:LEU:HG	2.18	0.43
1:C:231:MET:HE1	1:C:265:LYS:HD3	2.01	0.43
1:M:15:SER:HB3	1:M:501:ILE:CG2	2.40	0.43
1:C:280:ARG:O	1:C:281:GLN:CB	2.66	0.43
1:N:100:ALA:O	1:N:103:LEU:HB2	2.17	0.43
1:D:420:ALA:HB1	1:K:453:ARG:NH2	2.33	0.43
1:A:211:ILE:HG13	1:A:298:ALA:O	2.18	0.43
1:J:226:ILE:HG12	1:J:278:ILE:CG2	2.49	0.43
1:B:177:LEU:O	1:B:178:LYS:O	2.37	0.43
1:I:284:TYR:CE2	1:I:286:TYR:CD1	3.06	0.43
1:P:146:LEU:HG	1:P:171:VAL:HG11	1.99	0.43
1:A:284:TYR:CE2	1:A:286:TYR:CD1	3.07	0.43
1:L:313:VAL:HG13	1:L:352:VAL:HG21	1.99	0.43
1:H:92:LEU:O	1:H:95:GLU:HG2	2.19	0.43

*Continued on next page...*



*Continued from previous page...*

Atom-1	Atom-2	Interatomic distance (Å)	Clash overlap (Å)
1:L:485:GLN:HB3	1:L:489:GLN:NE2	2.33	0.43
1:L:19:ALA:HB3	1:L:97:LEU:HD22	2.01	0.43
1:J:405:ALA:HA	1:J:408:VAL:CG2	2.49	0.43
1:M:435:THR:HG23	1:M:445:SER:HB3	2.00	0.43
1:M:263:LYS:O	1:M:267:GLU:HG2	2.18	0.43
1:F:68:ALA:O	1:F:72:VAL:HG23	2.19	0.43
1:I:97:LEU:HD21	1:I:501:ILE:CD1	2.44	0.43
1:J:363:ARG:O	1:J:370:LEU:HD21	2.19	0.43
1:B:226:ILE:HG12	1:B:278:ILE:CG2	2.48	0.43
1:M:146:LEU:HD23	1:M:147:MET:N	2.32	0.43
1:J:38:ILE:HD11	1:K:504:VAL:CG1	2.43	0.43
1:K:226:ILE:HG12	1:K:278:ILE:CG2	2.49	0.43
1:F:152:THR:OG1	1:F:480:ILE:HG23	2.18	0.43
1:M:274:ILE:O	1:M:296:VAL:HG22	2.19	0.43
1:L:317:GLU:HB2	1:L:329:LYS:HA	2.01	0.43
1:C:417:GLY:HA2	1:L:453:ARG:HH21	1.82	0.43
1:C:442:GLY:O	1:H:109:HIS:CE1	2.71	0.43
1:D:233:THR:HG21	1:D:261:LYS:HE2	2.00	0.43
1:D:233:THR:HG21	1:D:261:LYS:CE	2.48	0.43
1:O:50:VAL:HG11	1:O:368:GLN:HE21	1.83	0.43
1:L:159:LEU:HD23	1:L:163:LYS:HD3	2.00	0.43
1:L:163:LYS:O	1:L:166:PHE:HB2	2.18	0.43
1:A:317:GLU:HB2	1:A:329:LYS:HD3	2.01	0.43
1:D:225:LEU:CD1	1:D:329:LYS:HE2	2.48	0.43
1:D:226:ILE:HG12	1:D:278:ILE:HG23	2.00	0.43
1:J:312:LEU:HD13	1:J:354:LEU:CD2	2.49	0.43
1:J:354:LEU:CD2	1:J:356:GLU:HB3	2.47	0.43
1:G:222:ALA:HA	1:G:275:ASN:CG	2.39	0.43
1:F:266:VAL:CG2	1:F:290:LEU:HD11	2.49	0.43
1:P:22:ILE:O	1:P:26:VAL:HG22	2.19	0.43
1:J:371:ASP:O	1:J:374:GLU:HG2	2.18	0.43
1:N:500:VAL:O	1:N:503:ARG:HB3	2.19	0.43
1:F:19:ALA:HB3	1:F:98:ARG:HH22	1.84	0.43
1:E:120:ALA:O	1:E:123:ALA:HB3	2.19	0.43
1:E:408:VAL:HG23	1:E:427:ALA:HB1	2.01	0.43
1:C:445:SER:O	1:C:449:VAL:HG23	2.19	0.43
1:A:369:ILE:O	1:A:372:GLU:HB3	2.18	0.43
1:I:140:VAL:HA	1:I:175:LEU:CD2	2.48	0.43
1:H:159:LEU:HD22	1:H:159:LEU:N	2.34	0.43
1:H:178:LYS:HB3	1:H:388:VAL:HG21	2.00	0.43
1:G:50:VAL:HG22	1:G:375:ARG:NH1	2.16	0.43

*Continued on next page...*

*Continued from previous page...*

Atom-1	Atom-2	Interatomic distance (Å)	Clash overlap (Å)
1:I:452:LEU:HA	1:I:472:ILE:HG21	2.01	0.43
1:F:3:ALA:HB1	1:F:510:ALA:H	1.84	0.43
1:D:133:VAL:HG12	1:D:394:VAL:HG12	2.01	0.43
1:P:209:LYS:HZ3	1:P:303:ASP:H	1.67	0.43
1:N:225:LEU:HD11	1:N:324:HIS:CE1	2.54	0.43
1:N:124:ALA:HB1	1:N:491:LEU:CD1	2.49	0.43
1:L:390:ASP:HB3	1:L:485:GLN:HE22	1.84	0.43
1:F:216:PRO:HG2	1:F:295:GLY:CA	2.47	0.43
1:K:345:LYS:C	1:K:346:LEU:HD12	2.39	0.43
1:M:29:THR:O	1:M:156:SER:HB2	2.18	0.43
1:G:222:ALA:CB	1:G:336:ILE:HD12	2.48	0.43
1:N:143:ARG:HA	1:N:143:ARG:HE	1.83	0.43
1:H:57:ILE:C	1:H:57:ILE:HD13	2.39	0.43
1:J:510:ALA:C	1:J:512:PRO:HD3	2.39	0.43
1:O:189:ILE:HG22	1:O:190:LYS:N	2.34	0.43
1:D:14:SER:O	1:D:17:ILE:HG22	2.19	0.43
1:M:216:PRO:CG	1:M:295:GLY:HA2	2.49	0.43
1:P:23:GLY:HA2	1:P:26:VAL:HG22	2.00	0.43
1:G:312:LEU:HD22	1:G:312:LEU:O	2.19	0.43
1:E:484:PHE:CE2	1:E:488:ARG:NE	2.87	0.43
1:H:203:GLU:HG2	1:H:350:SER:HB2	2.00	0.43
1:K:343:GLU:HG3	1:K:344:ASP:N	2.30	0.43
1:B:207:LEU:HB3	1:B:347:ILE:CG2	2.49	0.43
1:M:428:LYS:O	1:M:431:ARG:HB3	2.19	0.43
1:F:163:LYS:HA	1:F:166:PHE:CE1	2.50	0.43
1:F:166:PHE:CE2	1:F:363:ARG:O	2.71	0.43
1:D:498:ALA:O	1:D:501:ILE:HG13	2.17	0.43
1:P:37:LYS:O	1:P:50:VAL:HA	2.19	0.43
1:P:109:HIS:CD2	1:P:112:THR:HG23	2.53	0.43
1:I:397:GLY:O	1:I:465:LEU:HB2	2.19	0.43
1:J:434:PRO:HB3	1:J:452:LEU:CD2	2.49	0.43
1:K:152:THR:OG1	1:K:480:ILE:HG23	2.17	0.43
1:D:118:ARG:HB2	1:D:118:ARG:NH1	2.33	0.43
1:A:16:PHE:HA	1:A:97:LEU:CD2	2.49	0.43
1:J:201:LEU:HD13	1:J:360:ILE:HG12	2.00	0.43
1:J:312:LEU:HD22	1:J:312:LEU:O	2.19	0.43
1:B:284:TYR:CE2	1:B:286:TYR:HD1	2.36	0.43
1:N:206:LEU:H	1:N:359:THR:HG21	1.83	0.43
1:J:392:ARG:C	1:J:484:PHE:HB2	2.39	0.43
1:N:64:ASP:CG	1:N:66:PRO:HD2	2.38	0.43
1:K:135:HIS:CG	1:K:136:GLY:H	2.35	0.43

*Continued on next page...*

*Continued from previous page...*

Atom-1	Atom-2	Interatomic distance (Å)	Clash overlap (Å)
1:M:124:ALA:CA	1:M:491:LEU:HD13	2.28	0.43
1:P:341:ILE:O	1:P:341:ILE:HG22	2.19	0.43
1:P:206:LEU:HD22	1:P:346:LEU:HB3	2.00	0.43
1:J:154:LEU:HD13	1:J:167:THR:OG1	2.18	0.43
1:J:367:GLN:HG3	1:J:369:ILE:HB	1.99	0.43
1:H:159:LEU:HB2	1:H:163:LYS:HB2	2.01	0.43
1:H:394:VAL:HG23	1:H:482:GLU:HB2	1.99	0.43
1:O:381:LEU:C	1:O:381:LEU:HD22	2.39	0.43
1:B:341:ILE:HD12	1:B:346:LEU:HD12	2.00	0.43
1:P:108:ILE:HG23	1:P:109:HIS:H	1.83	0.43
1:P:114:ILE:HA	1:P:117:TRP:CZ3	2.54	0.43
1:G:483:SER:HB2	1:G:486:VAL:HG13	2.00	0.43
1:D:431:ARG:HA	1:D:431:ARG:CZ	2.48	0.43
1:A:146:LEU:HD21	1:A:150:ALA:HB3	2.01	0.43
1:A:59:LYS:HZ3	1:A:76:ARG:HB2	1.83	0.43
1:K:433:LEU:HA	1:K:436:ILE:HG22	2.00	0.43
1:K:452:LEU:HD11	1:K:456:HIS:CE1	2.54	0.43
1:D:324:HIS:HB2	1:D:329:LYS:HE2	2.01	0.43
1:L:274:ILE:O	1:L:274:ILE:HG23	2.19	0.43
1:L:216:PRO:CG	1:L:295:GLY:HA2	2.47	0.43
1:D:191:LYS:CE	1:D:346:LEU:HD11	2.44	0.43
1:H:323:ASP:C	1:H:325:PRO:HD2	2.40	0.43
1:C:321:THR:O	1:C:323:ASP:N	2.52	0.43
1:P:190:LYS:O	1:P:190:LYS:HD2	2.19	0.43
1:I:341:ILE:HD11	1:I:348:HIS:CE1	2.53	0.43
1:E:368:GLN:O	1:E:371:ASP:HB2	2.19	0.43
1:P:188:VAL:HG21	1:P:377:LEU:HD13	2.01	0.43
1:B:32:PRO:HD2	1:B:467:MET:HE1	2.01	0.43
1:G:222:ALA:HA	1:G:275:ASN:CB	2.49	0.43
1:I:207:LEU:O	1:I:347:ILE:HG22	2.18	0.43
1:C:22:ILE:HD12	1:C:90:THR:CG2	2.49	0.43
1:I:202:ASP:OD1	1:I:361:VAL:HG23	2.18	0.43
1:B:384:LEU:HD22	1:B:384:LEU:N	2.33	0.42
1:I:146:LEU:HD22	1:I:168:LYS:HA	1.99	0.42
1:H:163:LYS:HE3	1:H:376:SER:CB	2.49	0.42
1:O:326:GLU:HB2	1:O:327:LEU:H	1.60	0.42
1:A:176:ARG:CZ	1:A:201:LEU:HD21	2.48	0.42
1:K:232:ASP:OD1	1:K:284:TYR:HD1	2.02	0.42
1:I:211:ILE:CD1	1:I:297:MET:HG3	2.38	0.42
1:I:433:LEU:HB2	1:I:434:PRO:HD3	2.00	0.42
1:L:140:VAL:HG12	1:L:141:LYS:N	2.34	0.42

*Continued on next page...*

*Continued from previous page...*

Atom-1	Atom-2	Interatomic distance (Å)	Clash overlap (Å)
1:I:486:VAL:O	1:I:490:VAL:HB	2.19	0.42
1:J:433:LEU:HB2	1:J:434:PRO:HD3	2.01	0.42
1:F:450:ALA:CB	1:O:418:LYS:H	2.30	0.42
1:L:163:LYS:O	1:L:163:LYS:HG2	2.18	0.42
1:N:57:ILE:O	1:N:57:ILE:HD13	2.18	0.42
1:B:111:GLN:O	1:B:114:ILE:HB	2.19	0.42
1:F:130:ASN:O	1:F:131:SER:CB	2.67	0.42
1:N:274:ILE:HG23	1:N:274:ILE:O	2.19	0.42
1:K:82:VAL:HG11	1:K:486:VAL:N	2.34	0.42
1:H:319:ALA:HA	1:H:329:LYS:NZ	2.34	0.42
1:L:59:LYS:HE2	1:L:76:ARG:CB	2.48	0.42
1:M:63:VAL:HG12	1:M:64:ASP:OD1	2.19	0.42
1:F:334:LYS:CD	1:F:351:GLY:HA3	2.49	0.42
1:A:206:LEU:HD11	1:A:346:LEU:HD13	2.00	0.42
1:A:219:ILE:HD11	1:A:336:ILE:HB	2.00	0.42
1:E:405:ALA:HA	1:E:408:VAL:HG22	2.00	0.42
1:A:189:ILE:HD13	1:A:189:ILE:HA	1.84	0.42
1:M:88:SER:O	1:M:92:LEU:HD13	2.19	0.42
1:D:466:ASP:HB3	1:D:469:GLU:HB3	2.00	0.42
1:L:85:GLY:O	1:L:153:THR:HA	2.18	0.42
1:K:367:GLN:NE2	1:K:369:ILE:HD12	2.34	0.42
1:C:500:VAL:HG12	1:C:503:ARG:HH21	1.83	0.42
1:I:475:MET:O	1:I:478:LEU:HB2	2.18	0.42
1:B:225:LEU:HD13	1:B:329:LYS:CE	2.49	0.42
1:O:324:HIS:HB2	1:O:329:LYS:HZ3	1.84	0.42
1:K:39:LEU:HD22	1:P:508:ILE:HD13	2.01	0.42
1:L:109:HIS:CE1	1:P:442:GLY:HA2	2.55	0.42
1:E:51:THR:HG21	1:E:57:ILE:CB	2.38	0.42
1:D:78:GLN:O	1:D:83:GLY:N	2.52	0.42
1:J:222:ALA:HA	1:J:275:ASN:CG	2.40	0.42
1:F:274:ILE:HG23	1:F:296:VAL:HG21	2.01	0.42
1:J:433:LEU:HA	1:J:436:ILE:HG22	2.00	0.42
1:F:418:LYS:HG2	1:O:450:ALA:HB1	2.01	0.42
1:C:206:LEU:C	1:C:206:LEU:HD13	2.39	0.42
1:G:96:LEU:HD21	1:G:117:TRP:CZ2	2.55	0.42
1:O:341:ILE:HG13	1:O:346:LEU:HD12	2.01	0.42
1:E:210:LYS:HD2	1:E:345:LYS:NZ	2.34	0.42
1:P:452:LEU:HD22	1:P:465:LEU:HD11	2.01	0.42
1:G:176:ARG:HE	1:G:358:CYS:CB	2.32	0.42
1:A:128:LEU:O	1:A:129:LEU:CB	2.65	0.42
1:A:274:ILE:HG23	1:A:274:ILE:O	2.20	0.42

*Continued on next page...*

*Continued from previous page...*

Atom-1	Atom-2	Interatomic distance (Å)	Clash overlap (Å)
1:I:192:LEU:HD22	1:I:343:GLU:OE2	2.19	0.42
1:P:133:VAL:HA	1:P:393:THR:O	2.19	0.42
1:C:209:LYS:CB	1:C:299:ILE:HG23	2.48	0.42
1:B:32:PRO:HG2	1:B:467:MET:CE	2.49	0.42
1:C:58:LEU:HB3	1:C:72:VAL:HG11	2.01	0.42
1:N:280:ARG:HG3	1:N:304:PHE:CA	2.49	0.42
1:C:143:ARG:HA	1:C:143:ARG:HE	1.84	0.42
1:G:161:HIS:CD2	1:G:162:HIS:H	2.37	0.42
1:A:143:ARG:NE	1:A:143:ARG:HA	2.34	0.42
1:G:321:THR:O	1:G:323:ASP:N	2.51	0.42
1:L:415:THR:HB	1:L:419:GLU:CB	2.49	0.42
1:G:248:THR:O	1:G:249:ALA:HB2	2.19	0.42
1:I:371:ASP:O	1:I:374:GLU:HB3	2.19	0.42
1:N:31:GLY:HA2	1:N:86:THR:HG21	2.01	0.42
1:C:450:ALA:HA	1:L:417:GLY:CA	2.50	0.42
1:K:374:GLU:HG3	1:K:375:ARG:N	2.34	0.42
1:E:139:GLU:O	1:E:140:VAL:HB	2.20	0.42
1:I:157:LYS:HB3	1:I:159:LEU:HD21	2.02	0.42
1:C:163:LYS:HE3	1:C:376:SER:HB2	2.00	0.42
1:D:372:GLU:HG3	1:D:375:ARG:HH21	1.79	0.42
1:O:140:VAL:HA	1:O:175:LEU:CD2	2.41	0.42
1:B:4:ASP:OD1	1:B:6:GLU:HG3	2.19	0.42
1:G:189:ILE:HG22	1:G:190:LYS:N	2.34	0.42
1:M:85:GLY:O	1:M:153:THR:HA	2.18	0.42
1:O:182:ASN:CG	1:O:183:LEU:H	2.22	0.42
1:J:263:LYS:O	1:J:267:GLU:HG2	2.19	0.42
1:F:188:VAL:CG1	1:F:377:LEU:HD13	2.49	0.42
1:H:431:ARG:O	1:H:434:PRO:HD2	2.19	0.42
1:P:109:HIS:HA	1:P:110:PRO:HD2	1.88	0.42
1:I:433:LEU:O	1:I:436:ILE:HG22	2.19	0.42
1:L:228:ASN:ND2	1:P:289:GLN:NE2	2.67	0.42
1:L:92:LEU:HD21	1:L:433:LEU:HD21	2.01	0.42
1:C:399:CYS:SG	1:C:464:GLY:CA	3.06	0.42
1:F:92:LEU:HG	1:F:433:LEU:HD11	2.01	0.42
1:J:265:LYS:O	1:J:269:ILE:HB	2.19	0.42
1:I:225:LEU:HD11	1:I:324:HIS:ND1	2.34	0.42
1:M:408:VAL:HA	1:M:411:LEU:CD1	2.49	0.42
1:F:215:GLN:HG3	1:F:292:GLY:HA2	2.00	0.42
1:B:82:VAL:HG23	1:B:485:GLN:HB3	2.01	0.42
1:B:115:ALA:O	1:B:118:ARG:HB3	2.20	0.42
1:O:57:ILE:O	1:O:57:ILE:HD13	2.20	0.42

*Continued on next page...*

*Continued from previous page...*

Atom-1	Atom-2	Interatomic distance (Å)	Clash overlap (Å)
1:B:123:ALA:O	1:B:126:GLN:HG2	2.20	0.42
1:L:485:GLN:HB3	1:L:489:GLN:HE22	1.84	0.42
1:K:190:LYS:HD2	1:K:370:LEU:O	2.19	0.42
1:O:110:PRO:O	1:O:113:ILE:HB	2.19	0.42
1:D:235:LYS:HG3	1:D:238:ILE:O	2.19	0.42
1:D:230:GLY:HA2	1:D:279:ASN:HD21	1.83	0.42
1:A:222:ALA:HA	1:A:275:ASN:HB2	2.01	0.42
1:K:313:VAL:CG1	1:K:352:VAL:HB	2.49	0.42
1:C:149:ILE:HD12	1:C:482:GLU:HA	2.01	0.42
1:G:466:ASP:HB3	1:G:469:GLU:HB3	2.01	0.42
1:B:368:GLN:O	1:B:371:ASP:HB2	2.20	0.42
1:P:206:LEU:CD1	1:P:361:VAL:HG21	2.31	0.42
1:J:171:VAL:HA	1:J:174:VAL:HG22	2.00	0.42
1:B:317:GLU:OE2	1:B:329:LYS:HE3	2.18	0.42
1:O:146:LEU:CD2	1:O:168:LYS:HA	2.49	0.42
1:H:146:LEU:HD13	1:H:168:LYS:HA	2.01	0.42
1:D:211:ILE:HG12	1:D:298:ALA:H	1.84	0.42
1:G:160:THR:HA	1:G:163:LYS:HB3	2.01	0.42
1:J:38:ILE:CD1	1:K:504:VAL:HG13	2.45	0.42
1:F:171:VAL:HA	1:F:174:VAL:HG22	2.00	0.42
1:P:232:ASP:OD1	1:P:284:TYR:HD1	2.02	0.42
1:P:433:LEU:HB2	1:P:434:PRO:HD3	2.01	0.42
1:D:452:LEU:HD11	1:D:456:HIS:HE1	1.83	0.42
1:D:478:LEU:HB3	1:D:480:ILE:HD12	2.01	0.42
1:K:428:LYS:O	1:K:431:ARG:HB3	2.19	0.42
1:J:274:ILE:HG23	1:J:296:VAL:HG21	2.00	0.42
1:E:209:LYS:HE2	1:E:301:HIS:O	2.20	0.42
1:M:408:VAL:HA	1:M:411:LEU:HD12	2.02	0.42
1:H:265:LYS:NZ	1:H:287:PRO:HG3	2.32	0.42
1:K:128:LEU:HD22	1:K:488:ARG:CG	2.46	0.42
1:D:85:GLY:O	1:D:153:THR:HA	2.20	0.42
1:B:415:THR:HB	1:B:419:GLU:HB2	2.01	0.42
1:C:320:SER:HB2	1:C:321:THR:H	1.72	0.42
1:B:452:LEU:HA	1:B:472:ILE:HG21	2.02	0.42
1:B:32:PRO:HB3	1:B:155:SER:HB3	2.00	0.42
1:I:219:ILE:HD11	1:I:336:ILE:HB	2.02	0.42
1:O:104:ILE:HG13	1:O:105:ALA:N	2.34	0.42
1:A:408:VAL:HA	1:A:411:LEU:HD12	2.01	0.42
1:A:65:ASN:N	1:A:66:PRO:HD2	2.34	0.42
1:L:143:ARG:NH2	1:L:168:LYS:HE3	2.35	0.42
1:C:28:SER:HA	1:C:440:ASN:HB2	2.01	0.42

*Continued on next page...*

*Continued from previous page...*

Atom-1	Atom-2	Interatomic distance (Å)	Clash overlap (Å)
1:E:159:LEU:HG	1:E:163:LYS:CB	2.49	0.42
1:O:65:ASN:H	1:O:65:ASN:HD22	1.68	0.42
1:D:146:LEU:CD1	1:D:167:THR:O	2.67	0.42
1:J:154:LEU:HD22	1:J:167:THR:HB	2.02	0.42
1:D:32:PRO:HG2	1:D:467:MET:SD	2.59	0.42
1:D:211:ILE:HD13	1:D:215:GLN:CB	2.49	0.42
1:B:6:GLU:H	1:B:506:ASN:ND2	2.16	0.42
1:H:110:PRO:O	1:H:113:ILE:HB	2.20	0.42
1:H:152:THR:OG1	1:H:480:ILE:HG13	2.20	0.42
1:L:225:LEU:HD11	1:L:324:HIS:CE1	2.54	0.42
1:J:111:GLN:H	1:J:111:GLN:HG2	1.62	0.42
1:L:367:GLN:O	1:L:368:GLN:HG2	2.20	0.42
1:B:431:ARG:CZ	1:B:453:ARG:HD3	2.50	0.42
1:A:277:PHE:O	1:A:298:ALA:HA	2.19	0.42
1:F:323:ASP:C	1:F:325:PRO:HD2	2.39	0.42
1:G:128:LEU:HD21	1:G:488:ARG:CG	2.46	0.42
1:E:322:PHE:HA	1:E:324:HIS:CD2	2.54	0.42
1:M:452:LEU:CD2	1:M:465:LEU:HD21	2.48	0.42
1:M:326:GLU:HB2	1:M:327:LEU:H	1.63	0.42
1:B:413:SER:HB2	1:I:454:ALA:N	2.34	0.42
1:D:57:ILE:HD13	1:D:57:ILE:O	2.19	0.42
1:L:191:LYS:NZ	1:L:346:LEU:HD11	2.33	0.42
1:K:190:LYS:HB2	1:K:370:LEU:HD12	2.01	0.42
1:P:176:ARG:NH2	1:P:360:ILE:HG12	2.35	0.42
1:C:441:ALA:CB	1:C:467:MET:HB3	2.49	0.42
1:C:57:ILE:C	1:C:57:ILE:HD13	2.39	0.42
1:O:216:PRO:HG2	1:O:295:GLY:HA2	2.00	0.42
1:C:250:LYS:HE3	1:C:253:GLU:OE2	2.19	0.42
1:C:390:ASP:HB3	1:C:485:GLN:OE1	2.20	0.42
1:C:233:THR:HG21	1:C:261:LYS:HE2	2.02	0.42
1:L:415:THR:HB	1:L:419:GLU:HB3	2.02	0.42
1:L:345:LYS:HE2	1:L:345:LYS:HB3	1.94	0.42
1:H:177:LEU:HD13	1:H:177:LEU:C	2.40	0.42
1:H:84:ASP:O	1:H:85:GLY:C	2.58	0.42
1:N:471:THR:OG1	1:N:472:ILE:N	2.52	0.42
1:D:207:LEU:HB3	1:D:347:ILE:CG2	2.48	0.42
1:E:159:LEU:HA	1:E:161:HIS:CE1	2.54	0.42
1:E:174:VAL:HG11	1:E:384:LEU:CB	2.50	0.42
1:I:159:LEU:H	1:I:159:LEU:HD22	1.83	0.42
1:M:154:LEU:HD21	1:M:163:LYS:NZ	2.34	0.42
1:K:39:LEU:CD1	1:K:57:ILE:HD11	2.49	0.42

*Continued on next page...*

*Continued from previous page...*

Atom-1	Atom-2	Interatomic distance (Å)	Clash overlap (Å)
1:P:277:PHE:CE2	1:P:279:ASN:HB2	2.55	0.42
1:D:399:CYS:SG	1:D:475:MET:HB2	2.58	0.42
1:B:431:ARG:C	1:B:434:PRO:HD2	2.40	0.42
1:P:452:LEU:HD11	1:P:456:HIS:HE1	1.84	0.42
1:H:48:LEU:H	1:H:48:LEU:HD12	1.84	0.42
1:N:284:TYR:CE2	1:N:286:TYR:CD1	3.08	0.42
1:N:324:HIS:HB2	1:N:329:LYS:HZ3	1.83	0.42
1:C:226:ILE:HG12	1:C:278:ILE:CG2	2.46	0.42
1:P:411:LEU:HB3	1:P:423:MET:SD	2.59	0.42
1:C:104:ILE:HG13	1:C:105:ALA:N	2.33	0.42
1:C:57:ILE:O	1:C:57:ILE:HD13	2.19	0.42
1:A:133:VAL:CG2	1:A:133:VAL:O	2.68	0.42
1:P:16:PHE:HA	1:P:97:LEU:CD2	2.49	0.42
1:A:258:GLU:O	1:A:261:LYS:HB2	2.20	0.42
1:J:313:VAL:CG1	1:J:352:VAL:HB	2.50	0.42
1:I:177:LEU:HD13	1:I:177:LEU:C	2.39	0.42
1:I:210:LYS:HE2	1:I:212:GLY:O	2.19	0.42
1:K:43:GLY:O	1:K:44:ARG:HB2	2.19	0.42
1:E:311:ALA:HA	1:E:314:THR:HG22	2.02	0.42
1:E:157:LYS:HB3	1:E:159:LEU:CD2	2.49	0.42
1:N:163:LYS:HE3	1:N:376:SER:HB3	2.01	0.42
1:O:163:LYS:HA	1:O:166:PHE:HD1	1.76	0.42
1:G:32:PRO:CA	1:G:156:SER:HA	2.49	0.42
1:F:206:LEU:HD21	1:F:346:LEU:HB3	2.02	0.42
1:H:211:ILE:CD1	1:H:211:ILE:H	2.17	0.42
1:N:106:LYS:HB3	1:N:106:LYS:HZ2	1.84	0.42
1:D:452:LEU:HD13	1:D:465:LEU:HD13	2.01	0.42
1:L:159:LEU:HG	1:L:163:LYS:HD2	2.02	0.42
1:P:448:LEU:HD21	1:P:465:LEU:CD1	2.44	0.42
1:N:405:ALA:HA	1:N:408:VAL:HG22	2.02	0.42
1:E:124:ALA:O	1:E:128:LEU:HG	2.18	0.42
1:H:324:HIS:O	1:H:329:LYS:CG	2.66	0.42
1:L:390:ASP:HB3	1:L:485:GLN:NE2	2.35	0.42
1:M:59:LYS:CE	1:M:76:ARG:HB2	2.48	0.42
1:D:22:ILE:HG13	1:D:23:GLY:N	2.35	0.42
1:L:262:MET:CE	1:L:290:LEU:HB2	2.49	0.42
1:I:222:ALA:HA	1:I:275:ASN:CG	2.40	0.42
1:N:191:LYS:HB3	1:N:362:LEU:O	2.19	0.42
1:A:408:VAL:HG23	1:A:427:ALA:HB1	2.01	0.42
1:K:271:LYS:HG3	1:K:272:HIS:N	2.34	0.42
1:A:219:ILE:HB	1:A:275:ASN:HB3	2.01	0.42

*Continued on next page...*



*Continued from previous page...*

Atom-1	Atom-2	Interatomic distance (Å)	Clash overlap (Å)
1:N:421:VAL:O	1:N:424:GLU:HG2	2.19	0.42
1:M:96:LEU:HD22	1:M:498:ALA:HB1	2.01	0.42
1:D:144:GLN:HG2	1:D:144:GLN:H	1.67	0.42
1:C:118:ARG:O	1:C:121:THR:HB	2.20	0.42
1:A:259:LYS:O	1:A:262:MET:HB3	2.20	0.42
1:P:99:GLU:HG2	1:P:425:SER:HB2	2.02	0.42
1:B:372:GLU:HG3	1:B:375:ARG:NH2	2.32	0.42
1:F:57:ILE:C	1:F:57:ILE:HD13	2.40	0.42
1:D:154:LEU:O	1:D:157:LYS:HB2	2.20	0.42
1:D:215:GLN:HE21	1:D:292:GLY:N	2.17	0.42
1:F:157:LYS:HE2	1:F:375:ARG:HH12	1.83	0.42
1:E:51:THR:CG2	1:E:57:ILE:HB	2.38	0.42
1:A:175:LEU:HA	1:A:178:LYS:HE2	2.02	0.42
1:C:192:LEU:HA	1:C:366:THR:CG2	2.50	0.42
1:O:438:ALA:HB1	1:O:448:LEU:HG	1.99	0.42
1:K:397:GLY:HA3	1:K:475:MET:CE	2.50	0.42
1:P:82:VAL:CG2	1:P:485:GLN:HB2	2.49	0.42
1:N:27:LYS:HB2	1:N:436:ILE:CD1	2.50	0.42
1:B:82:VAL:O	1:B:386:GLN:HG3	2.20	0.42
1:E:286:TYR:HB2	1:E:287:PRO:HD3	2.01	0.42
1:L:390:ASP:HB2	1:L:485:GLN:HE22	1.85	0.42
1:C:486:VAL:O	1:C:490:VAL:HG12	2.20	0.42
1:E:313:VAL:HG13	1:E:352:VAL:CB	2.49	0.42
1:G:59:LYS:NZ	1:G:76:ARG:HB2	2.35	0.42
1:F:262:MET:SD	1:F:290:LEU:HB2	2.59	0.42
1:E:106:LYS:CE	1:E:418:LYS:HE3	2.50	0.42
1:I:127:ALA:HB1	1:I:404:MET:CE	2.49	0.42
1:E:404:MET:O	1:E:408:VAL:HG22	2.19	0.42
1:F:220:GLU:O	1:F:221:ASN:OD1	2.38	0.42
1:B:1:ALA:HA	1:G:41:SER:O	2.20	0.42
1:K:177:LEU:HD21	1:K:183:LEU:HD12	2.00	0.42
1:M:466:ASP:HB3	1:M:469:GLU:HB3	2.02	0.42
1:L:106:LYS:HE3	1:L:418:LYS:HE3	2.02	0.42
1:F:40:LEU:HB2	1:F:48:LEU:HG	2.02	0.42
1:C:175:LEU:O	1:C:178:LYS:HB3	2.20	0.42
1:O:66:PRO:HG3	1:O:509:LYS:CG	2.50	0.42
1:B:211:ILE:HG22	1:B:288:GLU:OE1	2.20	0.42
1:H:149:ILE:HD12	1:H:483:SER:N	2.35	0.42
1:B:504:VAL:HG13	1:G:369:ILE:CD1	2.50	0.42
1:B:509:LYS:O	1:B:510:ALA:HB3	2.20	0.42
1:P:322:PHE:HA	1:P:324:HIS:CD2	2.54	0.42

*Continued on next page...*

*Continued from previous page...*

Atom-1	Atom-2	Interatomic distance (Å)	Clash overlap (Å)
1:E:508:ILE:HG22	1:E:509:LYS:HB2	2.02	0.42
1:I:452:LEU:HD13	1:I:465:LEU:CD1	2.48	0.42
1:P:433:LEU:H	1:P:433:LEU:HD12	1.85	0.42
1:K:92:LEU:CD1	1:K:92:LEU:N	2.83	0.42
1:L:216:PRO:HD3	1:L:292:GLY:O	2.20	0.42
1:M:287:PRO:O	1:M:290:LEU:HB3	2.19	0.42
1:P:396:GLY:O	1:P:475:MET:HG2	2.19	0.42
1:D:57:ILE:HD13	1:D:57:ILE:C	2.40	0.42
1:P:190:LYS:C	1:P:190:LYS:CD	2.88	0.42
1:I:57:ILE:HG23	1:I:58:LEU:CD2	2.50	0.42
1:O:96:LEU:HD13	1:O:97:LEU:N	2.33	0.42
1:C:394:VAL:HG21	1:C:487:LYS:HG3	2.01	0.42
1:P:59:LYS:HE2	1:P:76:ARG:HB2	2.01	0.42
1:J:190:LYS:HD2	1:J:190:LYS:O	2.20	0.42
1:A:20:ILE:HB	1:A:98:ARG:HH12	1.85	0.42
1:P:511:ALA:H	1:P:512:PRO:HD2	1.84	0.42
1:I:312:LEU:O	1:I:354:LEU:HD22	2.19	0.42
1:K:367:GLN:HE22	1:K:369:ILE:HB	1.84	0.42
1:E:175:LEU:HA	1:E:178:LYS:HE2	2.02	0.42
1:N:366:THR:O	1:N:367:GLN:HB3	2.19	0.42
1:B:269:ILE:CG2	1:B:274:ILE:HG21	2.41	0.42
1:O:390:ASP:HB3	1:O:485:GLN:CD	2.41	0.42
1:H:133:VAL:HA	1:H:461:THR:CG2	2.49	0.42
1:M:214:ASN:HB2	1:O:320:SER:HB3	2.01	0.42
1:C:188:VAL:HG23	1:C:362:LEU:HG	2.02	0.42
1:G:159:LEU:CD2	1:G:163:LYS:HG2	2.48	0.42
1:G:190:LYS:HA	1:G:362:LEU:O	2.19	0.42
1:G:153:THR:HG22	1:G:379:ASP:HB3	2.00	0.42
1:F:163:LYS:HD2	1:F:166:PHE:CD1	2.54	0.42
1:E:338:GLU:CG	1:E:347:ILE:HG22	2.49	0.42
1:E:58:LEU:HD12	1:E:72:VAL:HG22	2.01	0.42
1:G:452:LEU:HD13	1:G:465:LEU:CD1	2.50	0.42
1:G:191:LYS:HB3	1:G:363:ARG:HA	2.02	0.42
1:G:191:LYS:HE3	1:G:346:LEU:HD11	1.99	0.42
1:C:192:LEU:HA	1:C:366:THR:HG22	2.02	0.42
1:E:442:GLY:O	1:G:108:ILE:HG23	2.20	0.42
1:O:341:ILE:O	1:O:343:GLU:N	2.44	0.42
1:L:198:ASP:O	1:L:199:SER:HB3	2.20	0.42
1:P:452:LEU:HA	1:P:472:ILE:HG21	2.01	0.42
1:B:117:TRP:CD1	1:B:495:ALA:O	2.73	0.42
1:L:265:LYS:HG2	1:L:322:PHE:CE1	2.55	0.42

*Continued on next page...*

*Continued from previous page...*

Atom-1	Atom-2	Interatomic distance (Å)	Clash overlap (Å)
1:P:280:ARG:HG3	1:P:304:PHE:CA	2.50	0.42
1:E:126:GLN:O	1:E:130:ASN:HB3	2.20	0.42
1:M:226:ILE:HA	1:M:278:ILE:O	2.20	0.42
1:M:131:SER:HB2	1:M:403:LEU:CD2	2.50	0.42
1:H:78:GLN:HA	1:H:78:GLN:OE1	2.20	0.42
1:E:218:ARG:HD3	1:E:337:GLU:HB3	2.02	0.42
1:G:259:LYS:HD2	1:G:259:LYS:N	2.35	0.42
1:P:183:LEU:HD22	1:P:381:LEU:HD11	2.01	0.42
1:P:381:LEU:HD13	1:P:381:LEU:C	2.40	0.42
1:D:111:GLN:O	1:D:114:ILE:HB	2.19	0.42
1:K:102:SER:O	1:K:105:ALA:HB3	2.20	0.42
1:M:209:LYS:HE2	1:M:301:HIS:O	2.20	0.42
1:P:115:ALA:O	1:P:119:GLU:HG2	2.20	0.42
1:P:405:ALA:HA	1:P:408:VAL:HG22	2.02	0.42
1:K:159:LEU:HG	1:K:163:LYS:CG	2.50	0.41
1:E:366:THR:HA	1:E:370:LEU:HD22	2.00	0.41
1:P:359:THR:HG22	1:P:361:VAL:HG23	2.02	0.41
1:C:111:GLN:HA	1:C:114:ILE:HG12	2.02	0.41
1:K:40:LEU:N	1:P:508:ILE:HG22	2.33	0.41
1:K:496:GLU:O	1:K:500:VAL:HG23	2.20	0.41
1:F:206:LEU:HG	1:F:361:VAL:CG2	2.44	0.41
1:M:412:ALA:O	1:M:420:ALA:HB2	2.20	0.41
1:G:265:LYS:HZ2	1:G:287:PRO:HG3	1.85	0.41
1:F:265:LYS:O	1:F:269:ILE:HG13	2.20	0.41
1:J:452:LEU:HD22	1:J:465:LEU:HD11	2.02	0.41
1:C:433:LEU:HB2	1:C:434:PRO:HD3	2.00	0.41
1:L:170:ALA:O	1:L:173:ALA:HB3	2.20	0.41
1:F:452:LEU:HD13	1:F:465:LEU:CD1	2.47	0.41
1:F:450:ALA:HB2	1:O:418:LYS:HG2	2.01	0.41
1:K:116:GLY:O	1:K:119:GLU:HB2	2.20	0.41
1:L:372:GLU:HG3	1:L:375:ARG:CZ	2.50	0.41
1:P:154:LEU:HD21	1:P:163:LYS:HZ3	1.85	0.41
1:J:327:LEU:HD13	1:J:328:VAL:N	2.34	0.41
1:I:64:ASP:CG	1:I:66:PRO:HD2	2.39	0.41
1:D:317:GLU:HB2	1:D:329:LYS:HD3	2.02	0.41
1:K:245:VAL:HG12	1:K:246:ASP:N	2.35	0.41
1:P:280:ARG:O	1:P:281:GLN:CB	2.68	0.41
1:E:128:LEU:O	1:E:130:ASN:N	2.53	0.41
1:C:214:ASN:O	1:C:215:GLN:CB	2.66	0.41
1:N:274:ILE:HG23	1:N:296:VAL:HG22	2.02	0.41
1:L:191:LYS:HD3	1:L:192:LEU:H	1.84	0.41

*Continued on next page...*

*Continued from previous page...*

Atom-1	Atom-2	Interatomic distance (Å)	Clash overlap (Å)
1:O:122:LYS:HA	1:O:125:ARG:HG2	2.02	0.41
1:E:236:ILE:HG12	1:E:237:LYS:N	2.34	0.41
1:K:219:ILE:HD11	1:K:336:ILE:HB	2.02	0.41
1:F:31:GLY:O	1:F:33:LYS:N	2.38	0.41
1:B:143:ARG:HG3	1:B:143:ARG:O	2.20	0.41
1:K:191:LYS:HG2	1:K:341:ILE:HG21	2.02	0.41
1:C:40:LEU:HB2	1:C:48:LEU:CD1	2.50	0.41
1:B:139:GLU:O	1:B:141:LYS:N	2.52	0.41
1:A:161:HIS:CD2	1:A:162:HIS:H	2.38	0.41
1:A:222:ALA:HB3	1:A:336:ILE:HD12	2.02	0.41
1:M:22:ILE:O	1:M:26:VAL:HG22	2.20	0.41
1:K:95:GLU:CD	1:K:432:MET:HB3	2.40	0.41
1:J:334:LYS:HB3	1:J:351:GLY:HA3	2.02	0.41
1:F:221:ASN:HA	1:F:333:CYS:HB2	2.02	0.41
1:C:2:GLY:O	1:C:3:ALA:CB	2.68	0.41
1:D:61:ILE:HG13	1:D:63:VAL:HG23	2.01	0.41
1:L:276:CYS:HA	1:L:297:MET:O	2.20	0.41
1:N:337:GLU:HG3	1:N:339:VAL:HG23	2.02	0.41
1:B:421:VAL:O	1:B:424:GLU:HG2	2.20	0.41
1:L:106:LYS:O	1:L:107:LYS:HB3	2.19	0.41
1:L:106:LYS:HD3	1:L:113:ILE:HD11	2.02	0.41
1:B:372:GLU:CG	1:B:375:ARG:HH21	2.28	0.41
1:A:159:LEU:HB2	1:A:163:LYS:HB2	2.01	0.41
1:N:174:VAL:HG11	1:N:384:LEU:HB2	2.02	0.41
1:O:508:ILE:CG2	1:O:509:LYS:N	2.83	0.41
1:O:159:LEU:HD12	1:O:372:GLU:OE1	2.20	0.41
1:O:321:THR:O	1:O:323:ASP:N	2.54	0.41
1:N:211:ILE:HG12	1:N:298:ALA:H	1.85	0.41
1:C:173:ALA:HA	1:C:176:ARG:NH1	2.35	0.41
1:C:130:ASN:HD21	1:C:407:ALA:HB1	1.85	0.41
1:G:225:LEU:HG	1:G:277:PHE:CD1	2.55	0.41
1:G:207:LEU:HB2	1:G:347:ILE:CG2	2.49	0.41
1:E:152:THR:HA	1:E:155:SER:OG	2.19	0.41
1:G:206:LEU:CD2	1:G:346:LEU:HD13	2.44	0.41
1:D:453:ARG:NH2	1:K:420:ALA:HB3	2.35	0.41
1:A:145:ASP:O	1:A:171:VAL:HG11	2.20	0.41
1:B:106:LYS:HG3	1:B:108:ILE:CG2	2.47	0.41
1:M:352:VAL:CG2	1:M:355:GLY:H	2.33	0.41
1:P:171:VAL:HG12	1:P:384:LEU:HG	2.03	0.41
1:H:176:ARG:HD2	1:H:358:CYS:HB2	2.02	0.41
1:D:206:LEU:HD11	1:D:346:LEU:CD2	2.50	0.41

*Continued on next page...*

*Continued from previous page...*

Atom-1	Atom-2	Interatomic distance (Å)	Clash overlap (Å)
1:D:37:LYS:HA	1:E:504:VAL:CG1	2.50	0.41
1:E:59:LYS:CE	1:E:76:ARG:HB2	2.49	0.41
1:K:191:LYS:HA	1:K:191:LYS:CE	2.50	0.41
1:I:421:VAL:HA	1:I:424:GLU:HG2	2.02	0.41
1:N:506:ASN:O	1:N:507:ILE:CB	2.68	0.41
1:E:78:GLN:HE22	1:E:489:GLN:HB3	1.85	0.41
1:B:310:LEU:HD13	1:B:310:LEU:O	2.20	0.41
1:A:130:ASN:HB3	1:A:403:LEU:CD2	2.50	0.41
1:P:246:ASP:O	1:P:247:SER:HB2	2.20	0.41
1:O:352:VAL:HG22	1:O:355:GLY:H	1.85	0.41
1:D:257:ALA:O	1:D:260:GLU:HB3	2.20	0.41
1:O:505:ASP:O	1:O:507:ILE:HG12	2.20	0.41
1:J:146:LEU:HD12	1:J:171:VAL:CG2	2.49	0.41
1:M:146:LEU:CD2	1:M:150:ALA:HB3	2.34	0.41
1:H:297:MET:HE1	1:H:336:ILE:HG22	2.01	0.41
1:B:341:ILE:HD12	1:B:346:LEU:CD1	2.50	0.41
1:C:286:TYR:HB2	1:C:287:PRO:HD3	2.00	0.41
1:L:431:ARG:HH21	1:L:434:PRO:HG2	1.85	0.41
1:N:117:TRP:NE1	1:N:499:GLU:HB2	2.35	0.41
1:C:207:LEU:HB3	1:C:347:ILE:HG23	2.02	0.41
1:A:310:LEU:C	1:A:310:LEU:HD13	2.40	0.41
1:K:211:ILE:HB	1:K:215:GLN:OE1	2.20	0.41
1:K:215:GLN:HG3	1:K:292:GLY:HA2	2.02	0.41
1:D:508:ILE:H	1:D:508:ILE:HG13	1.51	0.41
1:P:146:LEU:CD1	1:P:171:VAL:HG13	2.49	0.41
1:K:245:VAL:O	1:K:246:ASP:CB	2.68	0.41
1:I:366:THR:HA	1:I:370:LEU:HD22	2.02	0.41
1:N:82:VAL:CG1	1:N:83:GLY:H	2.32	0.41
1:J:280:ARG:O	1:J:281:GLN:CB	2.68	0.41
1:C:132:ALA:CB	1:C:461:THR:HG21	2.50	0.41
1:D:280:ARG:O	1:D:281:GLN:HB3	2.19	0.41
1:D:342:GLY:O	1:D:343:GLU:CB	2.68	0.41
1:M:505:ASP:O	1:M:506:ASN:ND2	2.54	0.41
1:J:207:LEU:HB3	1:J:347:ILE:CG2	2.50	0.41
1:H:466:ASP:CG	1:H:478:LEU:HD11	2.40	0.41
1:D:243:VAL:HG12	1:D:244:ARG:H	1.85	0.41
1:I:36:ASP:HB2	1:N:503:ARG:HH11	1.86	0.41
1:F:19:ALA:HB1	1:F:94:ALA:HA	2.03	0.41
1:A:130:ASN:HB3	1:A:403:LEU:HD23	2.01	0.41
1:J:22:ILE:HD12	1:J:90:THR:CG2	2.50	0.41
1:B:321:THR:O	1:B:323:ASP:N	2.53	0.41

*Continued on next page...*

*Continued from previous page...*

Atom-1	Atom-2	Interatomic distance (Å)	Clash overlap (Å)
1:K:163:LYS:HE3	1:K:376:SER:CB	2.50	0.41
1:J:376:SER:O	1:J:379:ASP:OD1	2.38	0.41
1:O:154:LEU:HD21	1:O:163:LYS:HG3	2.02	0.41
1:H:175:LEU:O	1:H:178:LYS:HE2	2.20	0.41
1:N:133:VAL:CG2	1:N:134:ASP:H	2.31	0.41
1:K:40:LEU:HD23	1:K:41:SER:N	2.35	0.41
1:G:326:GLU:HB2	1:G:327:LEU:H	1.64	0.41
1:F:207:LEU:HA	1:F:207:LEU:HD23	1.89	0.41
1:D:100:ALA:HA	1:D:103:LEU:HB2	2.02	0.41
1:P:27:LYS:HB2	1:P:436:ILE:HG13	2.02	0.41
1:O:501:ILE:O	1:O:502:LEU:CB	2.68	0.41
1:L:225:LEU:HG	1:L:277:PHE:CD1	2.56	0.41
1:D:261:LYS:HD2	1:D:261:LYS:N	2.35	0.41
1:E:274:ILE:O	1:E:296:VAL:HG22	2.20	0.41
1:F:141:LYS:CG	1:F:144:GLN:HB2	2.45	0.41
1:F:82:VAL:HG11	1:F:486:VAL:HA	2.01	0.41
1:B:54:GLY:O	1:B:57:ILE:HG22	2.19	0.41
1:F:313:VAL:HG13	1:F:352:VAL:HG21	2.02	0.41
1:A:344:ASP:O	1:A:345:LYS:HB3	2.20	0.41
1:J:176:ARG:CD	1:J:358:CYS:HB2	2.50	0.41
1:N:222:ALA:HA	1:N:275:ASN:CB	2.51	0.41
1:M:280:ARG:HG3	1:M:304:PHE:HA	2.02	0.41
1:E:103:LEU:O	1:E:106:LYS:HB3	2.21	0.41
1:A:390:ASP:CB	1:A:485:GLN:HE22	2.32	0.41
1:D:185:ALA:HA	1:D:309:ARG:HG2	2.01	0.41
1:D:337:GLU:HG3	1:D:339:VAL:HG23	2.02	0.41
1:K:177:LEU:HD21	1:K:183:LEU:CD1	2.50	0.41
1:I:308:GLU:HA	1:I:308:GLU:OE1	2.20	0.41
1:O:19:ALA:HB1	1:O:94:ALA:HA	2.02	0.41
1:L:51:THR:HG21	1:L:56:THR:HB	2.02	0.41
1:M:463:ALA:HA	1:M:473:GLY:O	2.19	0.41
1:M:486:VAL:O	1:M:490:VAL:HG12	2.20	0.41
1:F:39:LEU:HD11	1:F:57:ILE:CG1	2.47	0.41
1:N:168:LYS:O	1:N:171:VAL:HG23	2.20	0.41
1:C:154:LEU:HD22	1:C:167:THR:CB	2.51	0.41
1:H:133:VAL:HG23	1:H:134:ASP:N	2.31	0.41
1:O:173:ALA:O	1:O:176:ARG:HG2	2.20	0.41
1:F:345:LYS:C	1:F:346:LEU:HD12	2.41	0.41
1:P:321:THR:O	1:P:323:ASP:N	2.53	0.41
1:L:138:ASP:O	1:L:139:GLU:CB	2.68	0.41
1:O:214:ASN:O	1:O:215:GLN:CB	2.65	0.41

*Continued on next page...*

*Continued from previous page...*

Atom-1	Atom-2	Interatomic distance (Å)	Clash overlap (Å)
1:L:448:LEU:HD13	1:L:448:LEU:C	2.40	0.41
1:G:257:ALA:O	1:G:261:LYS:HD2	2.20	0.41
1:N:106:LYS:O	1:N:108:ILE:HG13	2.20	0.41
1:N:109:HIS:HA	1:N:110:PRO:HD2	1.97	0.41
1:F:451:GLN:NE2	1:F:471:THR:HA	2.33	0.41
1:K:438:ALA:CB	1:K:448:LEU:HG	2.48	0.41
1:E:300:GLU:OE2	1:E:301:HIS:HB2	2.21	0.41
1:F:326:GLU:HB2	1:F:327:LEU:H	1.69	0.41
1:I:226:ILE:HA	1:I:278:ILE:O	2.21	0.41
1:J:492:LEU:HD13	1:J:492:LEU:C	2.40	0.41
1:K:82:VAL:CG1	1:K:486:VAL:HA	2.50	0.41
1:P:57:ILE:HG23	1:P:58:LEU:HD23	2.03	0.41
1:J:245:VAL:CG2	1:J:251:VAL:HG23	2.48	0.41
1:C:513:ARG:H	1:C:513:ARG:CD	2.31	0.41
1:E:334:LYS:CB	1:E:351:GLY:HA3	2.50	0.41
1:C:335:LEU:HD11	1:C:337:GLU:OE2	2.19	0.41
1:J:68:ALA:O	1:J:72:VAL:HG23	2.21	0.41
1:J:131:SER:CB	1:J:403:LEU:HD21	2.50	0.41
1:D:109:HIS:ND1	1:D:111:GLN:HB2	2.36	0.41
1:N:183:LEU:HD13	1:N:381:LEU:HD11	2.02	0.41
1:H:41:SER:HB3	1:H:45:ASP:OD2	2.21	0.41
1:M:127:ALA:HB2	1:M:404:MET:SD	2.61	0.41
1:J:28:SER:O	1:J:34:GLY:HA2	2.20	0.41
1:E:17:ILE:O	1:E:20:ILE:HG22	2.20	0.41
1:M:20:ILE:HA	1:M:98:ARG:HH12	1.85	0.41
1:E:396:GLY:O	1:E:398:GLY:N	2.54	0.41
1:H:19:ALA:HB1	1:H:94:ALA:HA	2.01	0.41
1:O:277:PHE:CE2	1:O:279:ASN:HB2	2.55	0.41
1:F:198:ASP:O	1:F:199:SER:HB3	2.21	0.41
1:C:258:GLU:OE2	1:C:284:TYR:CE2	2.70	0.41
1:G:274:ILE:HG23	1:G:296:VAL:CG2	2.49	0.41
1:M:115:ALA:O	1:M:119:GLU:HG2	2.21	0.41
1:E:453:ARG:NH2	1:J:421:VAL:HG22	2.36	0.41
1:N:324:HIS:HB2	1:N:329:LYS:HE2	2.02	0.41
1:E:158:LEU:HD11	1:G:503:ARG:CD	2.50	0.41
1:E:277:PHE:O	1:E:298:ALA:HA	2.20	0.41
1:M:231:MET:HE1	1:M:265:LYS:HD3	2.01	0.41
1:M:287:PRO:O	1:M:291:PHE:HD2	2.04	0.41
1:D:506:ASN:O	1:D:507:ILE:CB	2.68	0.41
1:B:417:GLY:N	1:I:450:ALA:HB3	2.36	0.41
1:J:35:MET:HG2	1:K:111:GLN:NE2	2.35	0.41

*Continued on next page...*

*Continued from previous page...*

Atom-1	Atom-2	Interatomic distance (Å)	Clash overlap (Å)
1:B:354:LEU:CD2	1:B:356:GLU:HB3	2.51	0.41
1:B:32:PRO:HA	1:B:156:SER:CA	2.50	0.41
1:L:19:ALA:CB	1:L:97:LEU:HD22	2.51	0.41
1:C:85:GLY:O	1:C:153:THR:HG23	2.21	0.41
1:G:57:ILE:HD13	1:G:57:ILE:C	2.41	0.41
1:G:58:LEU:HB3	1:G:72:VAL:CG1	2.50	0.41
1:J:352:VAL:CG2	1:J:355:GLY:H	2.33	0.41
1:H:65:ASN:ND2	1:H:66:PRO:HD3	2.35	0.41
1:O:17:ILE:O	1:O:20:ILE:HG22	2.21	0.41
1:K:159:LEU:HD22	1:K:372:GLU:OE2	2.20	0.41
1:M:163:LYS:O	1:M:166:PHE:HB2	2.21	0.41
1:B:176:ARG:HH22	1:B:201:LEU:CD2	2.16	0.41
1:D:215:GLN:HG3	1:D:292:GLY:HA2	2.03	0.41
1:G:52:ASN:OD1	1:G:375:ARG:HD2	2.21	0.41
1:P:40:LEU:HD23	1:P:41:SER:H	1.86	0.41
1:A:431:ARG:CZ	1:A:431:ARG:HA	2.50	0.41
1:H:453:ARG:HH21	1:P:420:ALA:HB1	1.84	0.41
1:L:188:VAL:HG21	1:L:377:LEU:HD22	2.00	0.41
1:F:431:ARG:HD3	1:F:453:ARG:NH2	2.35	0.41
1:J:225:LEU:HD11	1:J:324:HIS:CE1	2.55	0.41
1:O:433:LEU:O	1:O:437:ILE:HG12	2.20	0.41
1:H:231:MET:C	1:H:284:TYR:HB2	2.41	0.41
1:J:504:VAL:HG13	1:J:504:VAL:O	2.21	0.41
1:M:32:PRO:HA	1:M:155:SER:CB	2.50	0.41
1:O:399:CYS:SG	1:O:464:GLY:CA	3.04	0.41
1:O:45:ASP:O	1:O:46:ALA:HB3	2.20	0.41
1:G:417:GLY:CA	1:N:450:ALA:HB2	2.50	0.41
1:A:343:GLU:CG	1:A:344:ASP:H	2.27	0.41
1:A:344:ASP:HB3	1:A:345:LYS:H	1.61	0.41
1:M:139:GLU:O	1:M:141:LYS:N	2.53	0.41
1:M:280:ARG:HG3	1:M:304:PHE:CA	2.50	0.41
1:F:334:LYS:HG3	1:F:351:GLY:HA3	2.01	0.41
1:I:280:ARG:O	1:I:281:GLN:CB	2.68	0.41
1:I:405:ALA:HA	1:I:408:VAL:CG2	2.51	0.41
1:D:65:ASN:OD1	1:D:66:PRO:HD3	2.20	0.41
1:H:334:LYS:CG	1:H:351:GLY:HA3	2.49	0.41
1:L:177:LEU:HD13	1:L:177:LEU:C	2.40	0.41
1:G:4:ASP:HB3	1:G:509:LYS:HB2	2.03	0.41
1:F:194:GLY:HA2	1:F:364:GLY:O	2.21	0.41
1:B:226:ILE:HA	1:B:278:ILE:O	2.20	0.41
1:B:173:ALA:HA	1:B:176:ARG:CZ	2.51	0.41

*Continued on next page...*



*Continued from previous page...*

Atom-1	Atom-2	Interatomic distance (Å)	Clash overlap (Å)
1:C:173:ALA:HA	1:C:176:ARG:CZ	2.51	0.41
1:G:372:GLU:O	1:G:375:ARG:HB3	2.21	0.41
1:H:397:GLY:HA3	1:H:475:MET:CE	2.50	0.41
1:F:211:ILE:HG12	1:F:298:ALA:H	1.85	0.41
1:L:277:PHE:CE2	1:L:279:ASN:HB2	2.55	0.41
1:N:111:GLN:HA	1:N:114:ILE:HG12	2.02	0.41
1:C:24:ASP:O	1:C:27:LYS:HG2	2.20	0.41
1:F:325:PRO:O	1:F:326:GLU:HG3	2.20	0.41
1:E:210:LYS:HB2	1:E:345:LYS:HZ1	1.85	0.41
1:I:63:VAL:CG2	1:N:513:ARG:N	2.83	0.41
1:F:126:GLN:HE22	1:F:411:LEU:CD2	2.33	0.41
1:M:266:VAL:HB	1:M:290:LEU:CD2	2.44	0.41
1:P:462:THR:HB	1:P:474:ASP:OD1	2.21	0.41
1:H:225:LEU:HD11	1:H:324:HIS:ND1	2.36	0.41
1:L:206:LEU:H	1:L:359:THR:HG21	1.85	0.41
1:E:446:ALA:HB2	1:J:108:ILE:HG13	2.03	0.41
1:M:173:ALA:HB2	1:M:360:ILE:HD11	2.03	0.41
1:I:310:LEU:O	1:I:310:LEU:HD13	2.21	0.41
1:G:57:ILE:HG23	1:G:58:LEU:CD2	2.50	0.41
1:A:191:LYS:HD3	1:A:191:LYS:HA	1.90	0.41
1:B:44:ARG:HD2	1:B:44:ARG:N	2.35	0.41
1:H:199:SER:HB2	1:H:362:LEU:HD23	2.02	0.41
1:C:455:ALA:HB2	1:C:472:ILE:HD12	2.03	0.41
1:K:168:LYS:O	1:K:171:VAL:HG22	2.21	0.41
1:F:61:ILE:O	1:F:61:ILE:HG23	2.21	0.41
1:I:159:LEU:HB2	1:I:163:LYS:HB2	2.02	0.41
1:I:148:ASN:HB3	1:I:149:ILE:H	1.51	0.41
1:P:259:LYS:HA	1:P:259:LYS:HD3	1.77	0.41
1:J:146:LEU:CD1	1:J:167:THR:O	2.69	0.41
1:O:386:GLN:HG3	1:O:485:GLN:OE1	2.21	0.41
1:O:320:SER:HB2	1:O:321:THR:H	1.67	0.41
1:O:325:PRO:O	1:O:326:GLU:HG3	2.20	0.41
1:B:173:ALA:HA	1:B:176:ARG:NH2	2.35	0.41
1:E:38:ILE:H	1:E:38:ILE:CD1	2.34	0.41
1:G:183:LEU:HD13	1:G:385:ALA:CB	2.51	0.41
1:F:367:GLN:HB2	1:F:368:GLN:H	1.68	0.41
1:B:128:LEU:CD2	1:B:488:ARG:HG2	2.36	0.41
1:P:291:PHE:HD1	1:P:296:VAL:CG1	2.34	0.41
1:P:30:LEU:O	1:P:440:ASN:ND2	2.54	0.41
1:G:452:LEU:CD2	1:G:465:LEU:HD21	2.51	0.41
1:G:149:ILE:O	1:G:152:THR:HG22	2.20	0.41

*Continued on next page...*

*Continued from previous page...*

Atom-1	Atom-2	Interatomic distance (Å)	Clash overlap (Å)
1:E:32:PRO:CD	1:E:467:MET:HE1	2.51	0.41
1:J:219:ILE:HD13	1:J:276:CYS:HB2	2.03	0.41
1:L:30:LEU:HD13	1:L:436:ILE:CD1	2.50	0.41
1:C:397:GLY:HA3	1:C:475:MET:CE	2.51	0.41
1:B:309:ARG:O	1:B:313:VAL:HG23	2.21	0.41
1:C:297:MET:HE1	1:C:347:ILE:HD11	2.03	0.41
1:H:3:ALA:HB3	1:H:509:LYS:O	2.21	0.41
1:B:205:PHE:HA	1:B:359:THR:OG1	2.21	0.41
1:F:324:HIS:O	1:F:329:LYS:HG3	2.20	0.41
1:M:408:VAL:HG23	1:M:427:ALA:HB1	2.03	0.41
1:A:129:LEU:HD23	1:A:129:LEU:O	2.21	0.41
1:E:402:MET:HG2	1:E:431:ARG:HH22	1.86	0.41
1:J:412:ALA:CB	1:J:424:GLU:HB3	2.50	0.41
1:M:32:PRO:CD	1:M:467:MET:SD	3.07	0.41
1:N:286:TYR:HB2	1:N:287:PRO:HD3	2.03	0.41
1:M:284:TYR:CE2	1:M:286:TYR:HD1	2.39	0.41
1:M:317:GLU:OE2	1:M:329:LYS:HE3	2.20	0.41
1:O:79:ASP:HA	1:O:83:GLY:O	2.21	0.41
1:D:205:PHE:H	1:D:349:PHE:HB3	1.85	0.41
1:M:117:TRP:O	1:M:120:ALA:HB3	2.20	0.41
1:J:102:SER:O	1:J:105:ALA:HB3	2.20	0.41
1:B:58:LEU:HB3	1:B:72:VAL:CG1	2.48	0.41
1:G:502:LEU:HD22	1:G:502:LEU:C	2.41	0.41
1:K:364:GLY:HA3	1:K:370:LEU:HD11	2.01	0.41
1:A:192:LEU:HD12	1:A:192:LEU:N	2.36	0.41
1:D:310:LEU:O	1:D:314:THR:HG22	2.21	0.41
1:I:216:PRO:HG2	1:I:295:GLY:C	2.41	0.41
1:C:268:ARG:HB3	1:C:271:LYS:HE2	2.03	0.41
1:N:173:ALA:HB2	1:N:360:ILE:HD11	2.03	0.41
1:J:216:PRO:HG2	1:J:295:GLY:CA	2.50	0.41
1:M:280:ARG:O	1:M:281:GLN:CB	2.69	0.41
1:O:280:ARG:HA	1:O:302:ALA:O	2.20	0.41
1:D:245:VAL:HG11	1:D:251:VAL:N	2.36	0.41
1:C:245:VAL:HG12	1:C:246:ASP:N	2.36	0.41
1:A:280:ARG:O	1:A:281:GLN:CB	2.68	0.41
1:A:137:SER:O	1:A:141:LYS:HD3	2.19	0.41
1:C:261:LYS:O	1:C:264:GLU:HG2	2.20	0.41
1:A:14:SER:O	1:A:17:ILE:HG22	2.21	0.41
1:E:396:GLY:HA2	1:E:482:GLU:HG3	2.02	0.41
1:H:64:ASP:CG	1:H:66:PRO:HD2	2.41	0.41
1:H:426:TYR:O	1:H:429:ALA:HB3	2.21	0.41

*Continued on next page...*

*Continued from previous page...*

Atom-1	Atom-2	Interatomic distance (Å)	Clash overlap (Å)
1:L:148:ASN:HA	1:L:479:GLY:O	2.20	0.41
1:F:64:ASP:CG	1:F:66:PRO:HD2	2.41	0.41
1:L:40:LEU:H	1:M:507:ILE:HG23	1.85	0.41
1:P:19:ALA:HB1	1:P:94:ALA:HA	2.02	0.41
1:N:390:ASP:O	1:N:392:ARG:HG2	2.21	0.41
1:C:438:ALA:HB2	1:C:448:LEU:HG	2.03	0.41
1:O:451:GLN:NE2	1:O:471:THR:HA	2.35	0.41
1:O:271:LYS:HG3	1:O:272:HIS:N	2.35	0.41
1:F:109:HIS:CE1	1:F:111:GLN:CG	3.03	0.41
1:D:159:LEU:HG	1:D:163:LYS:HD2	2.01	0.41
1:M:140:VAL:HA	1:M:175:LEU:HD22	2.03	0.41
1:D:219:ILE:CD1	1:D:276:CYS:HB2	2.51	0.41
1:B:3:ALA:O	1:B:4:ASP:CB	2.69	0.41
1:G:163:LYS:HA	1:G:166:PHE:CE1	2.55	0.41
1:C:126:GLN:HA	1:C:129:LEU:CB	2.51	0.41
1:E:39:LEU:HD11	1:E:57:ILE:HD11	2.03	0.41
1:A:95:GLU:OE1	1:A:432:MET:HB3	2.20	0.41
1:L:448:LEU:HD21	1:L:465:LEU:HD13	2.03	0.41
1:C:418:LYS:HG3	1:L:450:ALA:HB2	2.02	0.41
1:J:125:ARG:HA	1:J:128:LEU:CD1	2.48	0.41
1:C:397:GLY:HA3	1:C:475:MET:HE1	2.03	0.41
1:B:402:MET:HG2	1:B:431:ARG:HH22	1.86	0.41
1:P:146:LEU:HD12	1:P:171:VAL:HG13	2.03	0.41
1:K:244:ARG:O	1:K:245:VAL:HB	2.21	0.41
1:I:510:ALA:H	1:O:40:LEU:HD12	1.86	0.41
1:O:57:ILE:C	1:O:57:ILE:HD13	2.41	0.41
1:P:475:MET:O	1:P:478:LEU:HB2	2.21	0.41
1:D:104:ILE:HG13	1:D:105:ALA:N	2.36	0.41
1:A:499:GLU:O	1:A:503:ARG:HB3	2.20	0.41
1:O:103:LEU:HD22	1:O:113:ILE:CD1	2.51	0.41
1:E:106:LYS:HE3	1:E:418:LYS:HE3	2.03	0.41
1:J:58:LEU:HB3	1:J:72:VAL:HG13	2.01	0.41
1:J:206:LEU:HD21	1:J:346:LEU:HD23	2.02	0.41
1:F:204:GLY:O	1:F:359:THR:HB	2.21	0.41
1:K:421:VAL:O	1:K:424:GLU:HG2	2.21	0.41
1:G:330:LEU:HD13	1:G:330:LEU:HA	1.85	0.41
1:N:224:ILE:HD11	1:N:336:ILE:HD11	2.03	0.41
1:J:455:ALA:HB2	1:J:472:ILE:HD12	2.03	0.41
1:K:65:ASN:CG	1:K:66:PRO:HD3	2.41	0.41
1:B:158:LEU:O	1:B:160:THR:N	2.54	0.40
1:F:499:GLU:O	1:F:503:ARG:HB3	2.21	0.40

*Continued on next page...*

*Continued from previous page...*

Atom-1	Atom-2	Interatomic distance (Å)	Clash overlap (Å)
1:E:154:LEU:CD2	1:E:167:THR:HB	2.49	0.40
1:I:147:MET:HG3	1:I:478:LEU:O	2.21	0.40
1:N:159:LEU:N	1:N:159:LEU:HD22	2.36	0.40
1:H:146:LEU:HB2	1:H:171:VAL:HG22	2.03	0.40
1:G:157:LYS:HB3	1:G:159:LEU:CD1	2.50	0.40
1:F:166:PHE:CE1	1:F:198:ASP:HB3	2.55	0.40
1:A:433:LEU:O	1:A:437:ILE:HG12	2.21	0.40
1:I:431:ARG:HH21	1:I:434:PRO:HG2	1.85	0.40
1:G:428:LYS:O	1:G:431:ARG:HB3	2.21	0.40
1:F:402:MET:HG3	1:F:452:LEU:HG	2.03	0.40
1:F:38:ILE:HG13	1:F:38:ILE:O	2.20	0.40
1:B:111:GLN:HB3	1:G:158:LEU:HD13	2.04	0.40
1:N:92:LEU:O	1:N:95:GLU:HG2	2.21	0.40
1:E:231:MET:C	1:E:284:TYR:HB2	2.41	0.40
1:L:128:LEU:HD11	1:L:488:ARG:HB3	2.03	0.40
1:K:338:GLU:OE1	1:K:345:LYS:HE2	2.21	0.40
1:K:190:LYS:HA	1:K:362:LEU:HB2	2.03	0.40
1:J:96:LEU:HD13	1:J:97:LEU:N	2.36	0.40
1:G:78:GLN:HA	1:G:78:GLN:OE1	2.21	0.40
1:A:340:MET:O	1:A:340:MET:SD	2.80	0.40
1:K:354:LEU:HG	1:K:356:GLU:H	1.85	0.40
1:I:280:ARG:O	1:I:281:GLN:HB3	2.22	0.40
1:I:280:ARG:HG3	1:I:304:PHE:HA	2.02	0.40
1:B:65:ASN:N	1:B:66:PRO:CD	2.84	0.40
1:M:52:ASN:HB3	1:M:375:ARG:HH12	1.85	0.40
1:J:503:ARG:NH1	1:N:36:ASP:HB2	2.37	0.40
1:N:182:ASN:CG	1:N:183:LEU:H	2.24	0.40
1:H:22:ILE:O	1:H:26:VAL:HG22	2.20	0.40
1:B:196:LEU:HD13	1:B:196:LEU:C	2.41	0.40
1:J:277:PHE:CE2	1:J:279:ASN:HB2	2.57	0.40
1:A:190:LYS:HB3	1:A:370:LEU:HG	2.04	0.40
1:A:508:ILE:HG13	1:A:509:LYS:N	2.36	0.40
1:B:225:LEU:HG	1:B:277:PHE:CD1	2.56	0.40
1:M:213:VAL:HG12	1:O:318:ILE:HA	2.02	0.40
1:I:189:ILE:CG2	1:I:190:LYS:N	2.78	0.40
1:F:173:ALA:O	1:F:176:ARG:HG2	2.22	0.40
1:G:168:LYS:O	1:G:171:VAL:HG22	2.21	0.40
1:B:199:SER:HA	1:B:363:ARG:H	1.86	0.40
1:H:452:LEU:HD11	1:H:456:HIS:CE1	2.56	0.40
1:G:452:LEU:HD11	1:G:456:HIS:HE1	1.86	0.40
1:F:219:ILE:HD11	1:F:336:ILE:HB	2.02	0.40

*Continued on next page...*

*Continued from previous page...*

Atom-1	Atom-2	Interatomic distance (Å)	Clash overlap (Å)
1:C:431:ARG:HD2	1:C:453:ARG:NH1	2.36	0.40
1:F:434:PRO:HB3	1:F:452:LEU:HD22	2.04	0.40
1:B:224:ILE:CD1	1:B:349:PHE:HE2	2.34	0.40
1:G:314:THR:O	1:G:332:SER:HB3	2.21	0.40
1:G:450:ALA:HB1	1:N:417:GLY:HA2	2.00	0.40
1:H:173:ALA:O	1:H:176:ARG:HG2	2.21	0.40
1:B:222:ALA:HA	1:B:275:ASN:OD1	2.22	0.40
1:K:222:ALA:HA	1:K:275:ASN:CG	2.41	0.40
1:K:207:LEU:HD13	1:K:208:ASP:N	2.36	0.40
1:P:92:LEU:CD1	1:P:92:LEU:N	2.83	0.40
1:K:178:LYS:HE2	1:K:178:LYS:HB2	1.93	0.40
1:K:432:MET:O	1:K:435:THR:HB	2.22	0.40
1:K:22:ILE:O	1:K:26:VAL:HG22	2.20	0.40
1:D:6:GLU:HB3	1:D:11:ALA:HB2	2.03	0.40
1:A:367:GLN:OE1	1:A:369:ILE:HG22	2.21	0.40
1:E:150:ALA:HB2	1:E:384:LEU:CD2	2.46	0.40
1:E:367:GLN:O	1:E:370:LEU:HB3	2.22	0.40
1:N:384:LEU:N	1:N:384:LEU:HD12	2.36	0.40
1:L:321:THR:H	1:P:259:LYS:CE	2.34	0.40
1:H:146:LEU:HD12	1:H:171:VAL:H	1.87	0.40
1:H:171:VAL:O	1:H:174:VAL:HG22	2.21	0.40
1:H:157:LYS:HE3	1:H:379:ASP:CG	2.42	0.40
1:F:206:LEU:HD11	1:F:346:LEU:CD2	2.47	0.40
1:L:134:ASP:OD1	1:L:392:ARG:HA	2.21	0.40
1:G:397:GLY:O	1:G:465:LEU:HB2	2.21	0.40
1:F:297:MET:HE1	1:F:336:ILE:HG22	2.02	0.40
1:D:431:ARG:HA	1:D:431:ARG:NE	2.36	0.40
1:D:450:ALA:HB2	1:D:453:ARG:NH2	2.35	0.40
1:J:415:THR:HG23	1:J:420:ALA:CB	2.40	0.40
1:F:448:LEU:C	1:F:448:LEU:HD13	2.42	0.40
1:H:5:GLU:CG	1:H:5:GLU:O	2.68	0.40
1:O:452:LEU:HD11	1:O:456:HIS:CE1	2.56	0.40
1:N:511:ALA:HA	1:N:512:PRO:HD3	1.82	0.40
1:N:404:MET:O	1:N:408:VAL:HG22	2.22	0.40
1:H:125:ARG:O	1:H:128:LEU:O	2.39	0.40
1:D:393:THR:HB	1:D:481:THR:OG1	2.21	0.40
1:H:181:GLY:O	1:H:182:ASN:CB	2.63	0.40
1:I:399:CYS:HA	1:I:456:HIS:NE2	2.36	0.40
1:P:268:ARG:NH1	1:P:268:ARG:CG	2.83	0.40
1:D:404:MET:O	1:D:408:VAL:HG22	2.21	0.40
1:M:61:ILE:HG12	1:M:63:VAL:HG23	2.01	0.40

*Continued on next page...*

*Continued from previous page...*

Atom-1	Atom-2	Interatomic distance (Å)	Clash overlap (Å)
1:M:65:ASN:N	1:M:66:PRO:CD	2.84	0.40
1:K:37:LYS:O	1:K:50:VAL:HB	2.22	0.40
1:N:345:LYS:C	1:N:346:LEU:HD12	2.42	0.40
1:B:17:ILE:O	1:B:20:ILE:HG22	2.22	0.40
1:P:486:VAL:O	1:P:490:VAL:HG12	2.21	0.40
1:A:17:ILE:O	1:A:20:ILE:HG22	2.21	0.40
1:H:108:ILE:HD13	1:H:108:ILE:HA	1.90	0.40
1:L:312:LEU:O	1:L:312:LEU:HD22	2.21	0.40
1:P:199:SER:HB2	1:P:362:LEU:CD2	2.51	0.40
1:P:337:GLU:HG3	1:P:339:VAL:HG23	2.02	0.40
1:K:146:LEU:CD2	1:K:147:MET:N	2.76	0.40
1:H:148:ASN:HA	1:H:479:GLY:O	2.21	0.40
1:E:39:LEU:CD2	1:G:506:ASN:HD22	2.34	0.40
1:A:402:MET:HG2	1:A:431:ARG:HH22	1.86	0.40
1:L:445:SER:O	1:L:449:VAL:HG23	2.21	0.40
1:F:92:LEU:HA	1:F:95:GLU:OE2	2.22	0.40
1:J:284:TYR:CE2	1:J:286:TYR:HD1	2.38	0.40
1:F:225:LEU:HD13	1:F:329:LYS:CE	2.51	0.40
1:H:446:ALA:CB	1:P:106:LYS:HE2	2.44	0.40
1:I:324:HIS:CG	1:I:325:PRO:HD3	2.56	0.40
1:E:215:GLN:HG3	1:E:292:GLY:HA2	2.04	0.40
1:I:269:ILE:HG23	1:I:274:ILE:HG22	2.00	0.40
1:D:37:LYS:HD3	1:E:504:VAL:HG12	2.04	0.40
1:L:178:LYS:HZ2	1:L:388:VAL:HG13	1.86	0.40
1:B:188:VAL:O	1:B:189:ILE:HD13	2.21	0.40
1:B:334:LYS:HD3	1:B:335:LEU:N	2.36	0.40
1:K:10:THR:O	1:K:13:LEU:HB3	2.22	0.40
1:O:280:ARG:HG3	1:O:304:PHE:HB2	2.02	0.40
1:G:240:GLY:O	1:G:241:SER:CB	2.69	0.40
1:J:17:ILE:O	1:J:20:ILE:HG22	2.21	0.40
1:L:223:LYS:HD3	1:L:272:HIS:NE2	2.37	0.40
1:O:487:LYS:HA	1:O:487:LYS:HD3	1.96	0.40
1:K:166:PHE:HZ	1:K:198:ASP:HB3	1.86	0.40
1:E:154:LEU:HD21	1:E:163:LYS:HZ3	1.84	0.40
1:N:159:LEU:CD1	1:N:372:GLU:HB3	2.49	0.40
1:H:146:LEU:HD12	1:H:171:VAL:HG22	2.04	0.40
1:H:163:LYS:HD2	1:H:166:PHE:CG	2.56	0.40
1:M:145:ASP:OD2	1:M:175:LEU:HD11	2.21	0.40
1:G:32:PRO:HA	1:G:156:SER:C	2.42	0.40
1:F:146:LEU:HD11	1:F:150:ALA:CB	2.51	0.40
1:A:453:ARG:NH2	1:M:420:ALA:HB1	2.37	0.40

*Continued on next page...*

Continued from previous page...

Atom-1	Atom-2	Interatomic distance (Å)	Clash overlap (Å)
1:C:269:ILE:HG23	1:C:274:ILE:HG22	2.03	0.40
1:F:297:MET:HE1	1:F:347:ILE:HD11	2.01	0.40
1:L:452:LEU:HD13	1:L:465:LEU:HD22	2.04	0.40
1:D:265:LYS:O	1:D:269:ILE:HG13	2.22	0.40
1:D:475:MET:O	1:D:478:LEU:HB2	2.21	0.40
1:C:341:ILE:HG23	1:C:363:ARG:CZ	2.51	0.40
1:C:297:MET:CE	1:C:347:ILE:HD11	2.52	0.40
1:B:108:ILE:HG23	1:B:109:HIS:H	1.84	0.40
1:B:215:GLN:HG3	1:B:292:GLY:HA2	2.04	0.40
1:I:59:LYS:HE3	1:I:73:ASP:HA	2.03	0.40
1:P:190:LYS:HB2	1:P:370:LEU:HG	2.04	0.40
1:L:390:ASP:HB3	1:L:485:GLN:OE1	2.21	0.40
1:B:58:LEU:CB	1:B:72:VAL:HG11	2.50	0.40
1:J:182:ASN:CG	1:J:183:LEU:N	2.74	0.40
1:D:500:VAL:HA	1:D:503:ARG:NE	2.36	0.40
1:K:354:LEU:CD2	1:K:356:GLU:HB3	2.52	0.40
1:I:53:ASP:HB3	1:I:375:ARG:HD3	2.04	0.40
1:F:312:LEU:HD22	1:F:312:LEU:O	2.21	0.40
1:K:22:ILE:HD12	1:K:90:THR:CG2	2.51	0.40
1:K:487:LYS:HD3	1:K:487:LYS:HA	1.94	0.40
1:J:65:ASN:CG	1:J:66:PRO:HD3	2.41	0.40

There are no symmetry-related clashes.

## 5.3 Torsion angles [i](#)

### 5.3.1 Protein backbone [i](#)

In the following table, the Percentiles column shows the percent Ramachandran outliers of the chain as a percentile score with respect to all PDB entries followed by that with respect to all EM entries.

The Analysed column shows the number of residues for which the backbone conformation was analysed, and the total number of residues.

Mol	Chain	Analysed	Favoured	Allowed	Outliers	Percentiles	
1	A	488/513 (95%)	432 (88%)	24 (5%)	32 (7%)	1	24
1	B	480/513 (94%)	430 (90%)	23 (5%)	27 (6%)	2	28
1	C	511/513 (100%)	456 (89%)	25 (5%)	30 (6%)	2	27
1	D	511/513 (100%)	456 (89%)	25 (5%)	30 (6%)	2	27

Continued on next page...

*Continued from previous page...*

Mol	Chain	Analysed	Favoured	Allowed	Outliers	Percentiles	
1	E	511/513 (100%)	458 (90%)	24 (5%)	29 (6%)	2	28
1	F	485/513 (94%)	429 (88%)	31 (6%)	25 (5%)	2	30
1	G	511/513 (100%)	456 (89%)	29 (6%)	26 (5%)	2	30
1	H	481/513 (94%)	427 (89%)	25 (5%)	29 (6%)	2	26
1	I	472/513 (92%)	433 (92%)	15 (3%)	24 (5%)	2	30
1	J	511/513 (100%)	457 (89%)	26 (5%)	28 (6%)	2	29
1	K	511/513 (100%)	462 (90%)	23 (4%)	26 (5%)	2	30
1	L	480/513 (94%)	437 (91%)	22 (5%)	21 (4%)	3	33
1	M	482/513 (94%)	437 (91%)	23 (5%)	22 (5%)	3	33
1	N	486/513 (95%)	439 (90%)	27 (6%)	20 (4%)	3	35
1	O	478/513 (93%)	427 (89%)	27 (6%)	24 (5%)	3	31
1	P	511/513 (100%)	453 (89%)	29 (6%)	29 (6%)	2	28
All	All	7909/8208 (96%)	7089 (90%)	398 (5%)	422 (5%)	4	29

All (422) Ramachandran outliers are listed below:

Mol	Chain	Res	Type
1	A	8	ALA
1	A	37	LYS
1	A	68	ALA
1	A	84	ASP
1	A	133	VAL
1	A	134	ASP
1	A	135	HIS
1	A	139	GLU
1	A	142	PHE
1	A	180	SER
1	A	182	ASN
1	A	215	GLN
1	A	281	GLN
1	A	325	PRO
1	A	342	GLY
1	A	344	ASP
1	A	345	LYS
1	A	366	THR
1	A	509	LYS
1	A	511	ALA
1	B	4	ASP

*Continued on next page...*



*Continued from previous page...*

Mol	Chain	Res	Type
1	B	8	ALA
1	B	44	ARG
1	B	108	ILE
1	B	133	VAL
1	B	139	GLU
1	B	141	LYS
1	B	178	LYS
1	B	185	ALA
1	B	215	GLN
1	B	326	GLU
1	B	342	GLY
1	B	417	GLY
1	B	509	LYS
1	C	139	GLU
1	C	141	LYS
1	C	215	GLN
1	C	234	ASP
1	C	241	SER
1	C	243	VAL
1	C	246	ASP
1	C	281	GLN
1	C	325	PRO
1	C	366	THR
1	C	443	TYR
1	C	496	GLU
1	C	501	ILE
1	D	3	ALA
1	D	82	VAL
1	D	134	ASP
1	D	139	GLU
1	D	141	LYS
1	D	180	SER
1	D	184	GLU
1	D	215	GLN
1	D	234	ASP
1	D	243	VAL
1	D	281	GLN
1	D	421	VAL
1	D	507	ILE
1	D	508	ILE
1	D	511	ALA
1	D	512	PRO

*Continued on next page...*

*Continued from previous page...*

Mol	Chain	Res	Type
1	E	44	ARG
1	E	129	LEU
1	E	131	SER
1	E	132	ALA
1	E	133	VAL
1	E	136	GLY
1	E	139	GLU
1	E	182	ASN
1	E	215	GLN
1	E	236	ILE
1	E	281	GLN
1	E	322	PHE
1	E	325	PRO
1	E	342	GLY
1	E	397	GLY
1	E	510	ALA
1	F	31	GLY
1	F	32	PRO
1	F	43	GLY
1	F	47	SER
1	F	68	ALA
1	F	129	LEU
1	F	131	SER
1	F	139	GLU
1	F	141	LYS
1	F	180	SER
1	F	188	VAL
1	F	215	GLN
1	F	366	THR
1	G	8	ALA
1	G	82	VAL
1	G	83	GLY
1	G	108	ILE
1	G	139	GLU
1	G	209	LYS
1	G	215	GLN
1	G	236	ILE
1	G	241	SER
1	G	249	ALA
1	H	3	ALA
1	H	131	SER
1	H	135	HIS

*Continued on next page...*

*Continued from previous page...*

Mol	Chain	Res	Type
1	H	136	GLY
1	H	178	LYS
1	H	182	ASN
1	H	215	GLN
1	H	274	ILE
1	H	325	PRO
1	H	342	GLY
1	H	343	GLU
1	H	480	ILE
1	H	507	ILE
1	H	509	LYS
1	H	510	ALA
1	H	512	PRO
1	I	4	ASP
1	I	82	VAL
1	I	129	LEU
1	I	139	GLU
1	I	147	MET
1	I	195	SER
1	I	281	GLN
1	I	326	GLU
1	I	362	LEU
1	I	366	THR
1	I	511	ALA
1	J	84	ASP
1	J	132	ALA
1	J	139	GLU
1	J	182	ASN
1	J	184	GLU
1	J	234	ASP
1	J	236	ILE
1	J	241	SER
1	J	274	ILE
1	J	281	GLN
1	J	322	PHE
1	J	325	PRO
1	J	366	THR
1	J	510	ALA
1	J	511	ALA
1	K	3	ALA
1	K	82	VAL
1	K	134	ASP

*Continued on next page...*

*Continued from previous page...*

Mol	Chain	Res	Type
1	K	215	GLN
1	K	234	ASP
1	K	236	ILE
1	K	245	VAL
1	K	246	ASP
1	K	281	GLN
1	K	366	THR
1	K	367	GLN
1	L	3	ALA
1	L	4	ASP
1	L	141	LYS
1	L	182	ASN
1	L	215	GLN
1	L	416	PRO
1	L	512	PRO
1	M	82	VAL
1	M	139	GLU
1	M	142	PHE
1	M	182	ASN
1	M	215	GLN
1	M	281	GLN
1	M	340	MET
1	M	366	THR
1	M	416	PRO
1	N	82	VAL
1	N	140	VAL
1	N	215	GLN
1	N	325	PRO
1	N	366	THR
1	N	416	PRO
1	O	8	ALA
1	O	82	VAL
1	O	108	ILE
1	O	129	LEU
1	O	131	SER
1	O	141	LYS
1	O	215	GLN
1	O	281	GLN
1	O	325	PRO
1	O	504	VAL
1	O	506	ASN
1	O	508	ILE

*Continued on next page...*

*Continued from previous page...*

Mol	Chain	Res	Type
1	P	3	ALA
1	P	139	GLU
1	P	215	GLN
1	P	236	ILE
1	P	241	SER
1	P	247	SER
1	P	281	GLN
1	P	325	PRO
1	P	501	ILE
1	P	506	ASN
1	P	509	LYS
1	P	512	PRO
1	A	274	ILE
1	A	316	GLY
1	A	322	PHE
1	A	502	LEU
1	A	507	ILE
1	A	508	ILE
1	A	510	ALA
1	B	68	ALA
1	B	159	LEU
1	B	184	GLU
1	B	274	ILE
1	B	322	PHE
1	B	508	ILE
1	C	3	ALA
1	C	68	ALA
1	C	160	THR
1	C	236	ILE
1	C	274	ILE
1	C	322	PHE
1	C	335	LEU
1	C	495	ALA
1	C	502	LEU
1	D	84	ASP
1	D	274	ILE
1	D	322	PHE
1	D	343	GLU
1	D	417	GLY
1	E	8	ALA
1	E	82	VAL
1	E	141	LYS

*Continued on next page...*

*Continued from previous page...*

Mol	Chain	Res	Type
1	E	159	LEU
1	E	180	SER
1	E	234	ASP
1	E	247	SER
1	E	274	ILE
1	F	82	VAL
1	F	114	ILE
1	F	274	ILE
1	F	325	PRO
1	G	42	SER
1	G	68	ALA
1	G	107	LYS
1	G	141	LYS
1	G	142	PHE
1	G	160	THR
1	G	234	ASP
1	G	274	ILE
1	G	322	PHE
1	G	325	PRO
1	G	512	PRO
1	H	8	ALA
1	H	68	ALA
1	H	133	VAL
1	H	138	ASP
1	H	141	LYS
1	H	322	PHE
1	I	8	ALA
1	I	68	ALA
1	I	133	VAL
1	I	141	LYS
1	I	160	THR
1	I	322	PHE
1	J	8	ALA
1	J	82	VAL
1	J	114	ILE
1	J	133	VAL
1	J	141	LYS
1	J	214	ASN
1	J	239	PHE
1	J	382	CYS
1	K	8	ALA
1	K	68	ALA

*Continued on next page...*

*Continued from previous page...*

Mol	Chain	Res	Type
1	K	141	LYS
1	K	142	PHE
1	K	182	ASN
1	K	322	PHE
1	L	8	ALA
1	L	68	ALA
1	L	138	ASP
1	L	274	ILE
1	L	322	PHE
1	L	325	PRO
1	L	366	THR
1	M	8	ALA
1	M	131	SER
1	M	160	THR
1	M	274	ILE
1	N	8	ALA
1	N	139	GLU
1	N	141	LYS
1	N	274	ILE
1	N	322	PHE
1	N	342	GLY
1	N	507	ILE
1	O	42	SER
1	O	139	GLU
1	O	159	LEU
1	O	182	ASN
1	O	322	PHE
1	O	342	GLY
1	O	502	LEU
1	O	507	ILE
1	P	8	ALA
1	P	68	ALA
1	P	131	SER
1	P	141	LYS
1	P	160	THR
1	P	234	ASP
1	P	243	VAL
1	P	274	ILE
1	P	322	PHE
1	A	141	LYS
1	A	207	LEU
1	B	3	ALA

*Continued on next page...*

*Continued from previous page...*

Mol	Chain	Res	Type
1	B	132	ALA
1	B	281	GLN
1	B	343	GLU
1	C	82	VAL
1	C	506	ASN
1	D	4	ASP
1	D	237	LYS
1	D	241	SER
1	E	68	ALA
1	F	132	ALA
1	F	148	ASN
1	F	159	LEU
1	F	281	GLN
1	F	509	LYS
1	G	281	GLN
1	H	281	GLN
1	H	335	LEU
1	I	335	LEU
1	J	129	LEU
1	K	114	ILE
1	K	131	SER
1	K	139	GLU
1	L	47	SER
1	M	83	GLY
1	M	114	ILE
1	M	322	PHE
1	N	160	THR
1	N	281	GLN
1	N	367	GLN
1	O	137	SER
1	P	137	SER
1	P	245	VAL
1	A	114	ILE
1	B	507	ILE
1	C	131	SER
1	D	108	ILE
1	D	416	PRO
1	D	504	VAL
1	F	133	VAL
1	F	199	SER
1	G	129	LEU
1	H	362	LEU

*Continued on next page...*



*Continued from previous page...*

Mol	Chain	Res	Type
1	I	342	GLY
1	J	68	ALA
1	K	47	SER
1	K	505	ASP
1	L	139	GLU
1	L	140	VAL
1	L	345	LYS
1	M	141	LYS
1	M	199	SER
1	M	511	ALA
1	N	108	ILE
1	O	83	GLY
1	O	366	THR
1	P	367	GLN
1	C	247	SER
1	E	506	ASN
1	G	39	LEU
1	H	320	SER
1	H	501	ILE
1	I	142	PHE
1	I	189	ILE
1	J	140	VAL
1	K	108	ILE
1	K	192	LEU
1	L	181	GLY
1	L	417	GLY
1	M	326	GLU
1	P	132	ALA
1	P	342	GLY
1	C	511	ALA
1	E	181	GLY
1	F	506	ASN
1	H	140	VAL
1	I	132	ALA
1	J	508	ILE
1	N	146	LEU
1	O	160	THR
1	A	140	VAL
1	C	108	ILE
1	D	342	GLY
1	I	108	ILE
1	M	140	VAL

*Continued on next page...*

*Continued from previous page...*

Mol	Chain	Res	Type
1	N	83	GLY
1	B	82	VAL
1	C	140	VAL
1	C	238	ILE
1	D	361	VAL
1	E	396	GLY
1	G	181	GLY
1	K	2	GLY
1	N	508	ILE
1	P	511	ALA
1	E	108	ILE
1	G	140	VAL
1	J	215	GLN
1	K	325	PRO
1	L	108	ILE
1	M	108	ILE
1	P	133	VAL
1	A	179	GLY
1	B	140	VAL
1	D	193	GLY
1	I	2	GLY
1	P	360	ILE
1	H	85	GLY

### 5.3.2 Protein sidechains ⓘ

In the following table, the Percentiles column shows the percent sidechain outliers of the chain as a percentile score with respect to all PDB entries followed by that with respect to all EM entries.

The Analysed column shows the number of residues for which the sidechain conformation was analysed, and the total number of residues.

Mol	Chain	Analysed	Rotameric	Outliers	Percentiles	
1	A	391/409 (96%)	341 (87%)	50 (13%)	5	29
1	B	384/409 (94%)	343 (89%)	41 (11%)	8	36
1	C	409/409 (100%)	362 (88%)	47 (12%)	7	32
1	D	409/409 (100%)	362 (88%)	47 (12%)	7	32
1	E	409/409 (100%)	359 (88%)	50 (12%)	6	31
1	F	388/409 (95%)	338 (87%)	50 (13%)	5	28

*Continued on next page...*

*Continued from previous page...*

Mol	Chain	Analysed	Rotameric	Outliers	Percentiles	
1	G	409/409 (100%)	364 (89%)	45 (11%)	8	34
1	H	385/409 (94%)	340 (88%)	45 (12%)	7	32
1	I	376/409 (92%)	336 (89%)	40 (11%)	8	36
1	J	409/409 (100%)	363 (89%)	46 (11%)	7	33
1	K	409/409 (100%)	366 (90%)	43 (10%)	8	36
1	L	384/409 (94%)	341 (89%)	43 (11%)	7	33
1	M	386/409 (94%)	347 (90%)	39 (10%)	9	38
1	N	389/409 (95%)	353 (91%)	36 (9%)	11	42
1	O	382/409 (93%)	343 (90%)	39 (10%)	9	37
1	P	409/409 (100%)	366 (90%)	43 (10%)	8	36
All	All	6328/6544 (97%)	5624 (89%)	704 (11%)	12	34

All (704) residues with a non-rotameric sidechain are listed below:

Mol	Chain	Res	Type
1	A	35	MET
1	A	48	LEU
1	A	51	THR
1	A	57	ILE
1	A	58	LEU
1	A	64	ASP
1	A	74	MET
1	A	82	VAL
1	A	96	LEU
1	A	98	ARG
1	A	108	ILE
1	A	133	VAL
1	A	134	ASP
1	A	139	GLU
1	A	146	LEU
1	A	152	THR
1	A	158	LEU
1	A	159	LEU
1	A	166	PHE
1	A	167	THR
1	A	177	LEU
1	A	180	SER
1	A	183	LEU

*Continued on next page...*

*Continued from previous page...*

Mol	Chain	Res	Type
1	A	188	VAL
1	A	189	ILE
1	A	190	LYS
1	A	203	GLU
1	A	206	LEU
1	A	211	ILE
1	A	215	GLN
1	A	217	LYS
1	A	225	LEU
1	A	269	ILE
1	A	280	ARG
1	A	308	GLU
1	A	312	LEU
1	A	317	GLU
1	A	326	GLU
1	A	327	LEU
1	A	330	LEU
1	A	340	MET
1	A	344	ASP
1	A	347	ILE
1	A	352	VAL
1	A	378	HIS
1	A	401	GLU
1	A	402	MET
1	A	409	THR
1	A	428	LYS
1	A	431	ARG
1	B	5	GLU
1	B	10	THR
1	B	35	MET
1	B	42	SER
1	B	44	ARG
1	B	48	LEU
1	B	49	MET
1	B	57	ILE
1	B	65	ASN
1	B	82	VAL
1	B	98	ARG
1	B	101	GLU
1	B	137	SER
1	B	139	GLU
1	B	141	LYS

*Continued on next page...*

*Continued from previous page...*

Mol	Chain	Res	Type
1	B	143	ARG
1	B	146	LEU
1	B	147	MET
1	B	152	THR
1	B	154	LEU
1	B	159	LEU
1	B	167	THR
1	B	176	ARG
1	B	203	GLU
1	B	211	ILE
1	B	225	LEU
1	B	280	ARG
1	B	312	LEU
1	B	326	GLU
1	B	327	LEU
1	B	352	VAL
1	B	381	LEU
1	B	392	ARG
1	B	402	MET
1	B	418	LYS
1	B	431	ARG
1	B	469	GLU
1	B	485	GLN
1	B	489	GLN
1	B	507	ILE
1	B	508	ILE
1	C	17	ILE
1	C	35	MET
1	C	48	LEU
1	C	57	ILE
1	C	58	LEU
1	C	65	ASN
1	C	74	MET
1	C	96	LEU
1	C	98	ARG
1	C	101	GLU
1	C	125	ARG
1	C	128	LEU
1	C	139	GLU
1	C	146	LEU
1	C	147	MET
1	C	152	THR

*Continued on next page...*

*Continued from previous page...*

Mol	Chain	Res	Type
1	C	159	LEU
1	C	160	THR
1	C	167	THR
1	C	177	LEU
1	C	190	LYS
1	C	203	GLU
1	C	211	ILE
1	C	225	LEU
1	C	243	VAL
1	C	269	ILE
1	C	280	ARG
1	C	288	GLU
1	C	312	LEU
1	C	320	SER
1	C	326	GLU
1	C	335	LEU
1	C	352	VAL
1	C	356	GLU
1	C	381	LEU
1	C	383	VAL
1	C	384	LEU
1	C	401	GLU
1	C	402	MET
1	C	409	THR
1	C	431	ARG
1	C	444	ASP
1	C	480	ILE
1	C	496	GLU
1	C	500	VAL
1	C	502	LEU
1	C	513	ARG
1	D	9	GLU
1	D	35	MET
1	D	49	MET
1	D	50	VAL
1	D	57	ILE
1	D	58	LEU
1	D	81	GLU
1	D	96	LEU
1	D	98	ARG
1	D	118	ARG
1	D	134	ASP

*Continued on next page...*

*Continued from previous page...*

Mol	Chain	Res	Type
1	D	135	HIS
1	D	139	GLU
1	D	144	GLN
1	D	146	LEU
1	D	147	MET
1	D	159	LEU
1	D	160	THR
1	D	167	THR
1	D	188	VAL
1	D	190	LYS
1	D	207	LEU
1	D	211	ILE
1	D	223	LYS
1	D	236	ILE
1	D	241	SER
1	D	243	VAL
1	D	247	SER
1	D	261	LYS
1	D	280	ARG
1	D	284	TYR
1	D	320	SER
1	D	326	GLU
1	D	330	LEU
1	D	334	LYS
1	D	381	LEU
1	D	382	CYS
1	D	384	LEU
1	D	401	GLU
1	D	402	MET
1	D	428	LYS
1	D	431	ARG
1	D	468	LYS
1	D	489	GLN
1	D	504	VAL
1	D	507	ILE
1	D	512	PRO
1	E	6	GLU
1	E	9	GLU
1	E	35	MET
1	E	38	ILE
1	E	44	ARG
1	E	48	LEU

*Continued on next page...*

*Continued from previous page...*

Mol	Chain	Res	Type
1	E	57	ILE
1	E	58	LEU
1	E	80	ASP
1	E	92	LEU
1	E	98	ARG
1	E	126	GLN
1	E	139	GLU
1	E	146	LEU
1	E	159	LEU
1	E	167	THR
1	E	177	LEU
1	E	178	LYS
1	E	180	SER
1	E	188	VAL
1	E	203	GLU
1	E	207	LEU
1	E	211	ILE
1	E	215	GLN
1	E	225	LEU
1	E	231	MET
1	E	235	LYS
1	E	238	ILE
1	E	239	PHE
1	E	248	THR
1	E	261	LYS
1	E	280	ARG
1	E	308	GLU
1	E	310	LEU
1	E	312	LEU
1	E	317	GLU
1	E	326	GLU
1	E	328	VAL
1	E	330	LEU
1	E	352	VAL
1	E	375	ARG
1	E	377	LEU
1	E	401	GLU
1	E	402	MET
1	E	409	THR
1	E	414	ARG
1	E	431	ARG
1	E	469	GLU

*Continued on next page...*



*Continued from previous page...*

Mol	Chain	Res	Type
1	E	502	LEU
1	E	509	LYS
1	F	25	LEU
1	F	29	THR
1	F	35	MET
1	F	44	ARG
1	F	47	SER
1	F	57	ILE
1	F	58	LEU
1	F	74	MET
1	F	88	SER
1	F	96	LEU
1	F	98	ARG
1	F	101	GLU
1	F	107	LYS
1	F	111	GLN
1	F	133	VAL
1	F	135	HIS
1	F	139	GLU
1	F	143	ARG
1	F	146	LEU
1	F	147	MET
1	F	152	THR
1	F	159	LEU
1	F	167	THR
1	F	180	SER
1	F	187	HIS
1	F	189	ILE
1	F	190	LYS
1	F	207	LEU
1	F	211	ILE
1	F	217	LYS
1	F	225	LEU
1	F	280	ARG
1	F	288	GLU
1	F	312	LEU
1	F	326	GLU
1	F	327	LEU
1	F	332	SER
1	F	341	ILE
1	F	348	HIS
1	F	352	VAL

*Continued on next page...*

*Continued from previous page...*

Mol	Chain	Res	Type
1	F	367	GLN
1	F	368	GLN
1	F	369	ILE
1	F	377	LEU
1	F	402	MET
1	F	428	LYS
1	F	431	ARG
1	F	433	LEU
1	F	489	GLN
1	F	508	ILE
1	G	35	MET
1	G	42	SER
1	G	57	ILE
1	G	58	LEU
1	G	96	LEU
1	G	98	ARG
1	G	106	LYS
1	G	107	LYS
1	G	111	GLN
1	G	122	LYS
1	G	129	LEU
1	G	135	HIS
1	G	139	GLU
1	G	146	LEU
1	G	147	MET
1	G	152	THR
1	G	159	LEU
1	G	160	THR
1	G	167	THR
1	G	178	LYS
1	G	182	ASN
1	G	190	LYS
1	G	202	ASP
1	G	206	LEU
1	G	211	ILE
1	G	215	GLN
1	G	225	LEU
1	G	245	VAL
1	G	247	SER
1	G	259	LYS
1	G	269	ILE
1	G	280	ARG

*Continued on next page...*

*Continued from previous page...*

Mol	Chain	Res	Type
1	G	312	LEU
1	G	326	GLU
1	G	330	LEU
1	G	340	MET
1	G	352	VAL
1	G	368	GLN
1	G	369	ILE
1	G	402	MET
1	G	431	ARG
1	G	439	ASP
1	G	485	GLN
1	G	502	LEU
1	G	508	ILE
1	H	35	MET
1	H	57	ILE
1	H	58	LEU
1	H	96	LEU
1	H	98	ARG
1	H	129	LEU
1	H	131	SER
1	H	135	HIS
1	H	139	GLU
1	H	143	ARG
1	H	146	LEU
1	H	152	THR
1	H	159	LEU
1	H	164	ASP
1	H	167	THR
1	H	168	LYS
1	H	178	LYS
1	H	182	ASN
1	H	190	LYS
1	H	207	LEU
1	H	211	ILE
1	H	223	LYS
1	H	225	LEU
1	H	280	ARG
1	H	284	TYR
1	H	288	GLU
1	H	314	THR
1	H	317	GLU
1	H	320	SER

*Continued on next page...*

*Continued from previous page...*

Mol	Chain	Res	Type
1	H	326	GLU
1	H	366	THR
1	H	374	GLU
1	H	376	SER
1	H	402	MET
1	H	409	THR
1	H	421	VAL
1	H	423	MET
1	H	426	TYR
1	H	431	ARG
1	H	439	ASP
1	H	480	ILE
1	H	489	GLN
1	H	500	VAL
1	H	505	ASP
1	H	507	ILE
1	I	37	LYS
1	I	53	ASP
1	I	57	ILE
1	I	58	LEU
1	I	84	ASP
1	I	96	LEU
1	I	98	ARG
1	I	103	LEU
1	I	104	ILE
1	I	122	LYS
1	I	129	LEU
1	I	142	PHE
1	I	143	ARG
1	I	148	ASN
1	I	149	ILE
1	I	159	LEU
1	I	167	THR
1	I	182	ASN
1	I	190	LYS
1	I	202	ASP
1	I	211	ILE
1	I	225	LEU
1	I	269	ILE
1	I	280	ARG
1	I	312	LEU
1	I	317	GLU

*Continued on next page...*

*Continued from previous page...*

Mol	Chain	Res	Type
1	I	330	LEU
1	I	352	VAL
1	I	360	ILE
1	I	367	GLN
1	I	375	ARG
1	I	384	LEU
1	I	402	MET
1	I	409	THR
1	I	418	LYS
1	I	428	LYS
1	I	431	ARG
1	I	480	ILE
1	I	507	ILE
1	I	509	LYS
1	J	29	THR
1	J	35	MET
1	J	36	ASP
1	J	57	ILE
1	J	58	LEU
1	J	82	VAL
1	J	92	LEU
1	J	96	LEU
1	J	98	ARG
1	J	111	GLN
1	J	129	LEU
1	J	137	SER
1	J	139	GLU
1	J	143	ARG
1	J	146	LEU
1	J	147	MET
1	J	152	THR
1	J	159	LEU
1	J	167	THR
1	J	178	LYS
1	J	190	LYS
1	J	201	LEU
1	J	203	GLU
1	J	211	ILE
1	J	225	LEU
1	J	235	LYS
1	J	244	ARG
1	J	262	MET

*Continued on next page...*

*Continued from previous page...*

Mol	Chain	Res	Type
1	J	269	ILE
1	J	280	ARG
1	J	312	LEU
1	J	317	GLU
1	J	320	SER
1	J	326	GLU
1	J	327	LEU
1	J	344	ASP
1	J	352	VAL
1	J	363	ARG
1	J	367	GLN
1	J	402	MET
1	J	409	THR
1	J	431	ARG
1	J	492	LEU
1	J	501	ILE
1	J	507	ILE
1	J	508	ILE
1	K	10	THR
1	K	50	VAL
1	K	57	ILE
1	K	58	LEU
1	K	59	LYS
1	K	74	MET
1	K	92	LEU
1	K	96	LEU
1	K	98	ARG
1	K	104	ILE
1	K	122	LYS
1	K	125	ARG
1	K	131	SER
1	K	135	HIS
1	K	146	LEU
1	K	159	LEU
1	K	167	THR
1	K	191	LYS
1	K	201	LEU
1	K	203	GLU
1	K	211	ILE
1	K	225	LEU
1	K	235	LYS
1	K	244	ARG

*Continued on next page...*

*Continued from previous page...*

Mol	Chain	Res	Type
1	K	255	GLU
1	K	269	ILE
1	K	280	ARG
1	K	320	SER
1	K	326	GLU
1	K	343	GLU
1	K	352	VAL
1	K	366	THR
1	K	367	GLN
1	K	370	LEU
1	K	374	GLU
1	K	375	ARG
1	K	392	ARG
1	K	401	GLU
1	K	402	MET
1	K	409	THR
1	K	431	ARG
1	K	432	MET
1	K	505	ASP
1	L	4	ASP
1	L	13	LEU
1	L	30	LEU
1	L	33	LYS
1	L	35	MET
1	L	57	ILE
1	L	58	LEU
1	L	69	LYS
1	L	78	GLN
1	L	87	THR
1	L	96	LEU
1	L	98	ARG
1	L	108	ILE
1	L	111	GLN
1	L	118	ARG
1	L	129	LEU
1	L	146	LEU
1	L	152	THR
1	L	158	LEU
1	L	159	LEU
1	L	167	THR
1	L	189	ILE
1	L	190	LYS

*Continued on next page...*

*Continued from previous page...*

Mol	Chain	Res	Type
1	L	206	LEU
1	L	211	ILE
1	L	217	LYS
1	L	218	ARG
1	L	225	LEU
1	L	263	LYS
1	L	280	ARG
1	L	284	TYR
1	L	310	LEU
1	L	312	LEU
1	L	343	GLU
1	L	344	ASP
1	L	384	LEU
1	L	401	GLU
1	L	402	MET
1	L	428	LYS
1	L	431	ARG
1	L	501	ILE
1	L	503	ARG
1	L	507	ILE
1	M	30	LEU
1	M	36	ASP
1	M	38	ILE
1	M	57	ILE
1	M	58	LEU
1	M	78	GLN
1	M	81	GLU
1	M	98	ARG
1	M	103	LEU
1	M	106	LYS
1	M	107	LYS
1	M	109	HIS
1	M	129	LEU
1	M	139	GLU
1	M	141	LYS
1	M	146	LEU
1	M	167	THR
1	M	190	LYS
1	M	201	LEU
1	M	211	ILE
1	M	225	LEU
1	M	280	ARG

*Continued on next page...*



*Continued from previous page...*

Mol	Chain	Res	Type
1	M	312	LEU
1	M	326	GLU
1	M	343	GLU
1	M	352	VAL
1	M	356	GLU
1	M	366	THR
1	M	381	LEU
1	M	384	LEU
1	M	401	GLU
1	M	402	MET
1	M	409	THR
1	M	415	THR
1	M	416	PRO
1	M	428	LYS
1	M	431	ARG
1	M	489	GLN
1	M	506	ASN
1	N	33	LYS
1	N	35	MET
1	N	57	ILE
1	N	58	LEU
1	N	65	ASN
1	N	89	VAL
1	N	98	ARG
1	N	106	LYS
1	N	129	LEU
1	N	130	ASN
1	N	135	HIS
1	N	139	GLU
1	N	142	PHE
1	N	146	LEU
1	N	152	THR
1	N	159	LEU
1	N	167	THR
1	N	177	LEU
1	N	186	ILE
1	N	191	LYS
1	N	211	ILE
1	N	215	GLN
1	N	225	LEU
1	N	269	ILE
1	N	280	ARG

*Continued on next page...*

*Continued from previous page...*

Mol	Chain	Res	Type
1	N	312	LEU
1	N	326	GLU
1	N	328	VAL
1	N	335	LEU
1	N	352	VAL
1	N	389	LYS
1	N	394	VAL
1	N	401	GLU
1	N	402	MET
1	N	431	ARG
1	N	471	THR
1	O	35	MET
1	O	57	ILE
1	O	65	ASN
1	O	74	MET
1	O	78	GLN
1	O	96	LEU
1	O	98	ARG
1	O	101	GLU
1	O	107	LYS
1	O	135	HIS
1	O	143	ARG
1	O	159	LEU
1	O	167	THR
1	O	178	LYS
1	O	183	LEU
1	O	190	LYS
1	O	203	GLU
1	O	207	LEU
1	O	211	ILE
1	O	215	GLN
1	O	225	LEU
1	O	280	ARG
1	O	310	LEU
1	O	312	LEU
1	O	317	GLU
1	O	320	SER
1	O	326	GLU
1	O	330	LEU
1	O	352	VAL
1	O	370	LEU
1	O	381	LEU

*Continued on next page...*

*Continued from previous page...*

Mol	Chain	Res	Type
1	O	384	LEU
1	O	402	MET
1	O	418	LYS
1	O	428	LYS
1	O	430	LEU
1	O	431	ARG
1	O	433	LEU
1	O	507	ILE
1	P	40	LEU
1	P	44	ARG
1	P	57	ILE
1	P	58	LEU
1	P	74	MET
1	P	80	ASP
1	P	92	LEU
1	P	96	LEU
1	P	98	ARG
1	P	108	ILE
1	P	111	GLN
1	P	131	SER
1	P	137	SER
1	P	139	GLU
1	P	146	LEU
1	P	158	LEU
1	P	159	LEU
1	P	160	THR
1	P	167	THR
1	P	190	LYS
1	P	203	GLU
1	P	211	ILE
1	P	225	LEU
1	P	236	ILE
1	P	241	SER
1	P	243	VAL
1	P	244	ARG
1	P	269	ILE
1	P	280	ARG
1	P	312	LEU
1	P	314	THR
1	P	330	LEU
1	P	352	VAL
1	P	367	GLN

*Continued on next page...*

*Continued from previous page...*

Mol	Chain	Res	Type
1	P	376	SER
1	P	384	LEU
1	P	401	GLU
1	P	402	MET
1	P	431	ARG
1	P	489	GLN
1	P	506	ASN
1	P	508	ILE
1	P	512	PRO

Some sidechains can be flipped to improve hydrogen bonding and reduce clashes. All (115) such sidechains are listed below:

Mol	Chain	Res	Type
1	A	221	ASN
1	A	368	GLN
1	A	378	HIS
1	A	386	GLN
1	A	410	GLN
1	A	451	GLN
1	A	489	GLN
1	B	126	GLN
1	B	161	HIS
1	B	386	GLN
1	B	410	GLN
1	B	451	GLN
1	B	485	GLN
1	C	78	GLN
1	C	126	GLN
1	C	130	ASN
1	C	182	ASN
1	C	348	HIS
1	C	386	GLN
1	C	410	GLN
1	C	451	GLN
1	D	109	HIS
1	D	126	GLN
1	D	386	GLN
1	D	406	HIS
1	D	451	GLN
1	D	489	GLN
1	E	78	GLN
1	E	126	GLN

*Continued on next page...*

*Continued from previous page...*

Mol	Chain	Res	Type
1	E	161	HIS
1	E	182	ASN
1	E	289	GLN
1	E	348	HIS
1	E	410	GLN
1	E	451	GLN
1	E	489	GLN
1	F	52	ASN
1	F	221	ASN
1	F	386	GLN
1	F	451	GLN
1	F	485	GLN
1	F	489	GLN
1	G	111	GLN
1	G	126	GLN
1	G	135	HIS
1	G	221	ASN
1	G	367	GLN
1	G	410	GLN
1	G	451	GLN
1	G	506	ASN
1	H	130	ASN
1	H	165	HIS
1	H	182	ASN
1	H	367	GLN
1	H	368	GLN
1	H	410	GLN
1	H	440	ASN
1	H	451	GLN
1	I	285	ASN
1	I	348	HIS
1	I	368	GLN
1	I	386	GLN
1	I	410	GLN
1	I	451	GLN
1	I	489	GLN
1	J	111	GLN
1	J	161	HIS
1	J	386	GLN
1	J	410	GLN
1	J	451	GLN
1	J	489	GLN

*Continued on next page...*

*Continued from previous page...*

Mol	Chain	Res	Type
1	K	52	ASN
1	K	126	GLN
1	K	161	HIS
1	K	368	GLN
1	K	410	GLN
1	L	111	GLN
1	L	126	GLN
1	L	165	HIS
1	L	228	ASN
1	L	451	GLN
1	M	52	ASN
1	M	109	HIS
1	M	126	GLN
1	M	161	HIS
1	M	182	ASN
1	M	386	GLN
1	M	410	GLN
1	M	451	GLN
1	M	485	GLN
1	M	489	GLN
1	M	506	ASN
1	N	130	ASN
1	N	144	GLN
1	N	161	HIS
1	N	182	ASN
1	N	410	GLN
1	O	65	ASN
1	O	126	GLN
1	O	130	ASN
1	O	161	HIS
1	O	162	HIS
1	O	182	ASN
1	O	348	HIS
1	O	368	GLN
1	O	410	GLN
1	O	506	ASN
1	P	111	GLN
1	P	165	HIS
1	P	182	ASN
1	P	289	GLN
1	P	348	HIS
1	P	410	GLN

*Continued on next page...*

*Continued from previous page...*

Mol	Chain	Res	Type
1	P	451	GLN
1	P	489	GLN

### 5.3.3 RNA [i](#)

There are no RNA molecules in this entry.

### 5.4 Non-standard residues in protein, DNA, RNA chains [i](#)

There are no non-standard protein/DNA/RNA residues in this entry.

### 5.5 Carbohydrates [i](#)

There are no carbohydrates in this entry.

### 5.6 Ligand geometry [i](#)

There are no ligands in this entry.

### 5.7 Other polymers [i](#)

There are no such residues in this entry.

### 5.8 Polymer linkage issues [i](#)

There are no chain breaks in this entry.