



# Full wwPDB X-ray Structure Validation Report ⓘ

Jan 31, 2016 – 06:30 PM GMT

PDB ID : 1B3B  
Title : THERMOTOGA MARITIMA GLUTAMATE DEHYDROGENASE MUTANT N97D, G376K  
Authors : Knapp, S.; Lebbink, J.H.G.; Van Der Oost, J.; Devos, W.M.; Rice, D.; Ladenstein, R.  
Deposited on : 1998-12-07  
Resolution : 3.10 Å(reported)

This is a Full wwPDB X-ray Structure Validation Report for a publicly released PDB entry.  
We welcome your comments at [validation@mail.wwpdb.org](mailto:validation@mail.wwpdb.org)  
A user guide is available at  
<http://wwpdb.org/validation/2016/XrayValidationReportHelp>  
with specific help available everywhere you see the ⓘ symbol.

---

The following versions of software and data (see [references ⓘ](#)) were used in the production of this report:

MolProbity : 4.02b-467  
Mogul : 1.7 (RC4), CSD as536be (2015)  
Xtriage (Phenix) : **NOT EXECUTED**  
EDS : **NOT EXECUTED**  
Percentile statistics : 20151230.v01 (using entries in the PDB archive December 30th 2015)  
Ideal geometry (proteins) : Engh & Huber (2001)  
Ideal geometry (DNA, RNA) : Parkinson et al. (1996)  
Validation Pipeline (wwPDB-VP) : trunk26865

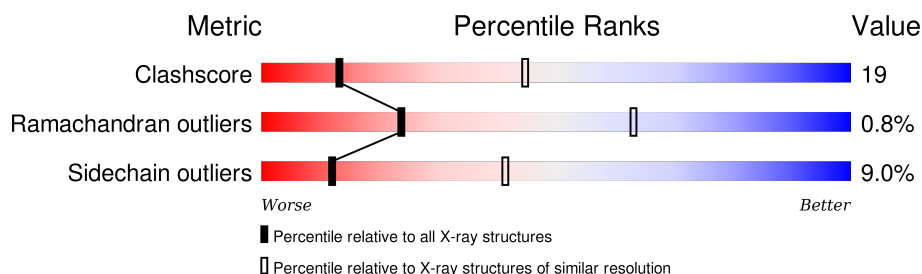
# 1 Overall quality at a glance

The following experimental techniques were used to determine the structure:

*X-RAY DIFFRACTION*

The reported resolution of this entry is 3.10 Å.

Percentile scores (ranging between 0-100) for global validation metrics of the entry are shown in the following graphic. The table shows the number of entries on which the scores are based.



Metric	Whole archive (#Entries)	Similar resolution (#Entries, resolution range(Å))
Clashscore	102246	1222 (3.14-3.06)
Ramachandran outliers	100387	1174 (3.14-3.06)
Sidechain outliers	100360	1174 (3.14-3.06)

The table below summarises the geometric issues observed across the polymeric chains and their fit to the electron density. The red, orange, yellow and green segments on the lower bar indicate the fraction of residues that contain outliers for  $\geq 3$ , 2, 1 and 0 types of geometric quality criteria. A grey segment represents the fraction of residues that are not modelled. The numeric value for each fraction is indicated below the corresponding segment, with a dot representing fractions  $\leq 5\%$ . The upper red bar (where present) indicates the fraction of residues that have poor fit to the electron density. The numeric value is given above the bar.

Note EDS was not executed.

Mol	Chain	Length	Quality of chain
1	A	415	
1	B	415	
1	C	415	
1	D	415	
1	E	415	
1	F	415	

## 2 Entry composition

There is only 1 type of molecule in this entry. The entry contains 19008 atoms, of which 0 are hydrogens and 0 are deuteriums.

In the tables below, the ZeroOcc column contains the number of atoms modelled with zero occupancy, the AltConf column contains the number of residues with at least one atom in alternate conformation and the Trace column contains the number of residues modelled with at most 2 atoms.

- Molecule 1 is a protein called PROTEIN (GLUTAMATE DEHYDROGENASE).

Mol	Chain	Residues	Atoms					ZeroOcc	AltConf	Trace
1	A	409	Total	C	N	O	S	0	0	0
			3168	2011	552	592	13			
1	B	409	Total	C	N	O	S	0	0	0
			3168	2011	552	592	13			
1	C	409	Total	C	N	O	S	0	0	0
			3168	2011	552	592	13			
1	D	409	Total	C	N	O	S	0	0	0
			3168	2011	552	592	13			
1	E	409	Total	C	N	O	S	0	0	0
			3168	2011	552	592	13			
1	F	409	Total	C	N	O	S	0	0	0
			3168	2011	552	592	13			

There are 12 discrepancies between the modelled and reference sequences:

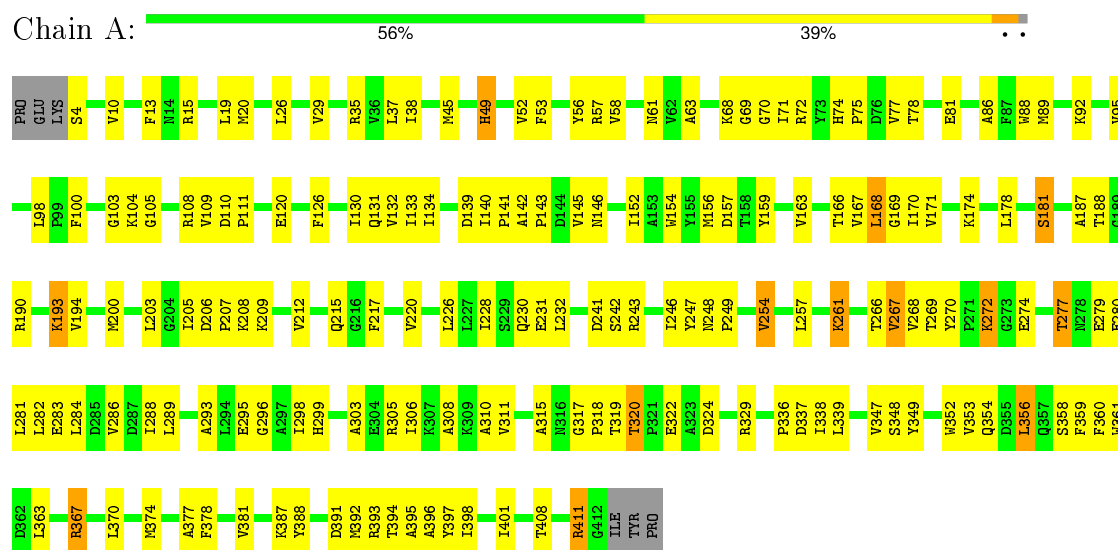
Chain	Residue	Modelled	Actual	Comment	Reference
A	97	ASP	ASN	ENGINEERED	UNP P96110
A	376	LYS	GLY	ENGINEERED	UNP P96110
B	97	ASP	ASN	ENGINEERED	UNP P96110
B	376	LYS	GLY	ENGINEERED	UNP P96110
C	97	ASP	ASN	ENGINEERED	UNP P96110
C	376	LYS	GLY	ENGINEERED	UNP P96110
D	97	ASP	ASN	ENGINEERED	UNP P96110
D	376	LYS	GLY	ENGINEERED	UNP P96110
E	97	ASP	ASN	ENGINEERED	UNP P96110
E	376	LYS	GLY	ENGINEERED	UNP P96110
F	97	ASP	ASN	ENGINEERED	UNP P96110
F	376	LYS	GLY	ENGINEERED	UNP P96110

### 3 Residue-property plots

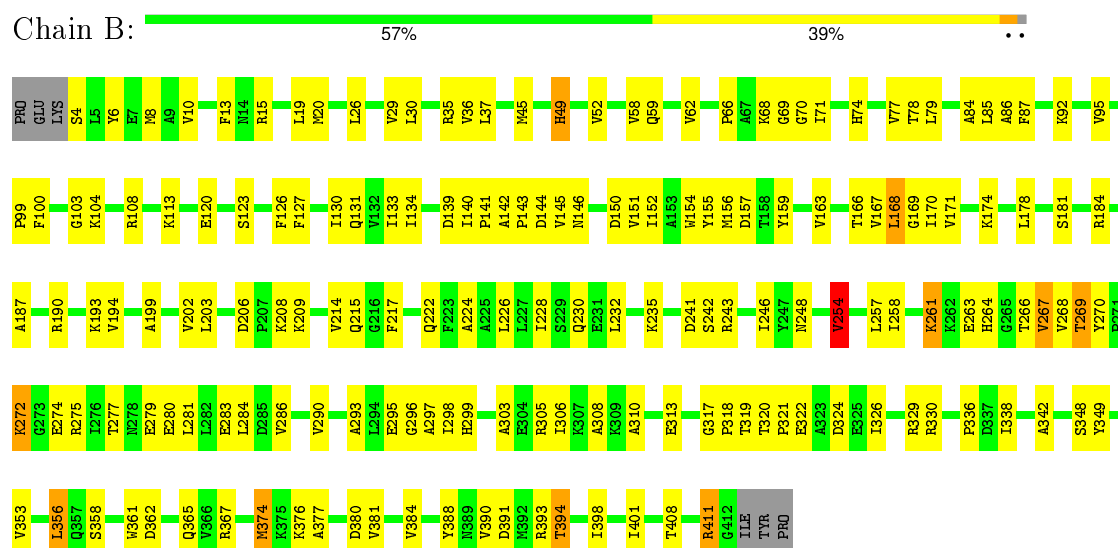
These plots are drawn for all protein, RNA and DNA chains in the entry. The first graphic for a chain summarises the proportions of errors displayed in the second graphic. The second graphic shows the sequence view annotated by issues in geometry and electron density. Residues are color-coded according to the number of geometric quality criteria for which they contain at least one outlier: green = 0, yellow = 1, orange = 2 and red = 3 or more. A red dot above a residue indicates a poor fit to the electron density ( $RSRZ > 2$ ). Stretches of 2 or more consecutive residues without any outlier are shown as a green connector. Residues present in the sample, but not in the model, are shown in grey.

Note EDS was not executed.

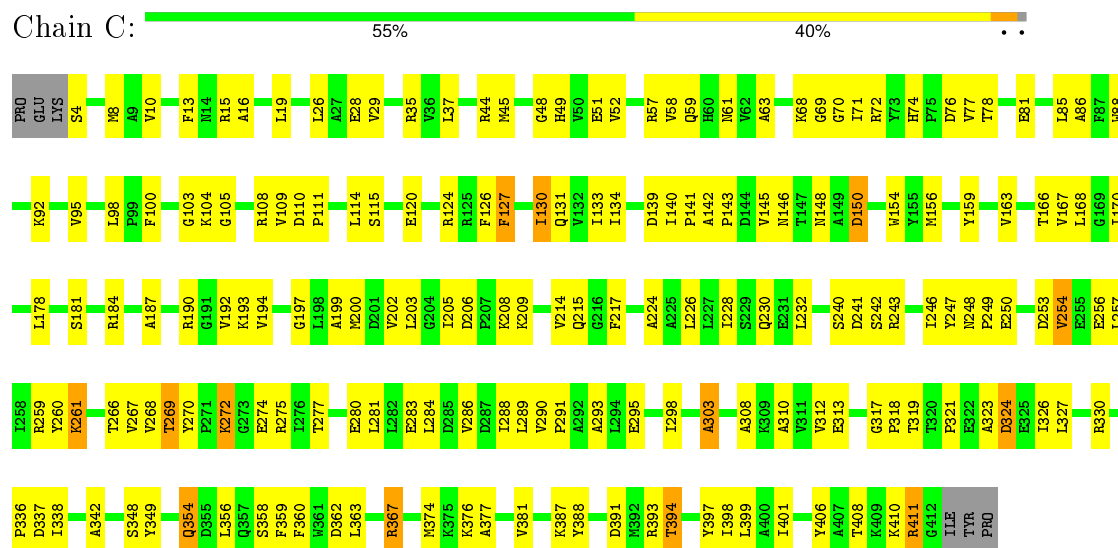
#### • Molecule 1: PROTEIN (GLUTAMATE DEHYDROGENASE)



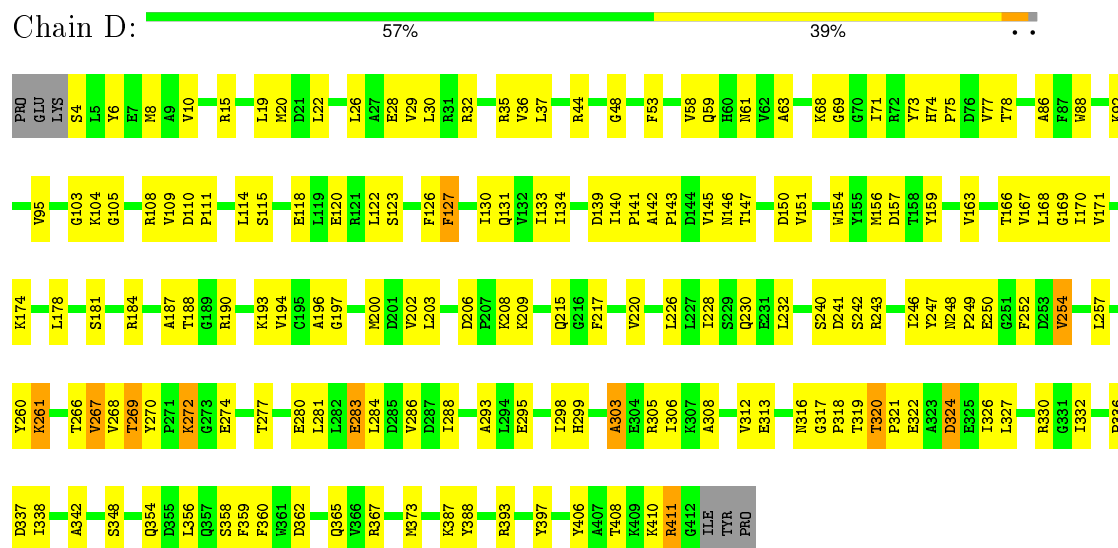
#### • Molecule 1: PROTEIN (GLUTAMATE DEHYDROGENASE)




• Molecule 1: PROTEIN (GLUTAMATE DEHYDROGENASE)

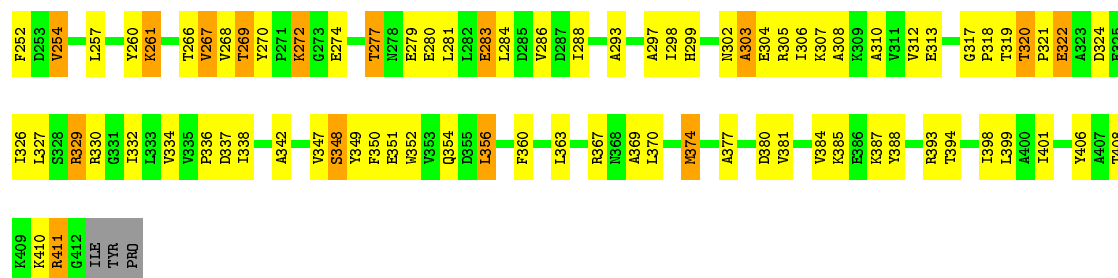


• Molecule 1: PROTEIN (GLUTAMATE DEHYDROGENASE)



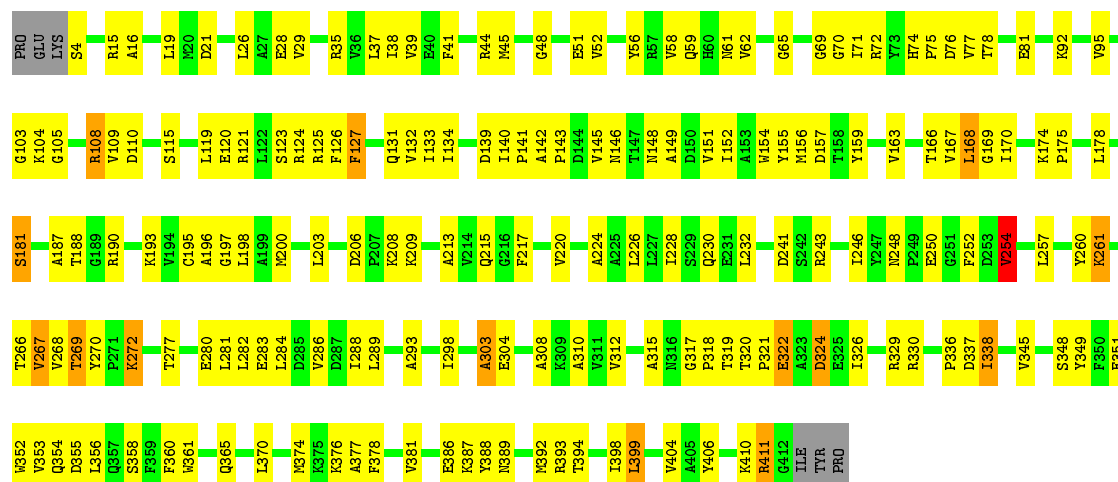
• Molecule 1: PROTEIN (GLUTAMATE DEHYDROGENASE)





• Molecule 1: PROTEIN (GLUTAMATE DEHYDROGENASE)

Chain F: 55% 40%



## 4 Data and refinement statistics

Xtriage (Phenix) and EDS were not executed - this section will therefore be incomplete.

Property	Value	Source
Space group	P 31 2 1	Depositor
Cell constants a, b, c, $\alpha$ , $\beta$ , $\gamma$	145.10 Å   145.10 Å   272.50 Å 90.00°   90.00°   120.00°	Depositor
Resolution (Å)	8.00 – 3.10	Depositor
% Data completeness (in resolution range)	94.0 (8.00-3.10)	Depositor
$R_{merge}$	0.10	Depositor
$R_{sym}$	0.05	Depositor
Refinement program	X-PLOR 3.8	Depositor
R, $R_{free}$	0.225 , 0.298	Depositor
Estimated twinning fraction	No twinning to report.	Xtriage
Total number of atoms	19008	wwPDB-VP
Average B, all atoms (Å <sup>2</sup> )	51.0	wwPDB-VP

## 5 Model quality [i](#)

### 5.1 Standard geometry [i](#)

The Z score for a bond length (or angle) is the number of standard deviations the observed value is removed from the expected value. A bond length (or angle) with  $|Z| > 5$  is considered an outlier worth inspection. RMSZ is the root-mean-square of all Z scores of the bond lengths (or angles).

Mol	Chain	Bond lengths		Bond angles	
		RMSZ	# Z  >5	RMSZ	# Z  >5
1	A	0.34	0/3227	0.53	0/4367
1	B	0.33	0/3227	0.52	0/4367
1	C	0.33	0/3227	0.51	0/4367
1	D	0.31	0/3227	0.51	0/4367
1	E	0.35	0/3227	0.53	0/4367
1	F	0.33	0/3227	0.51	1/4367 (0.0%)
All	All	0.33	0/19362	0.52	1/26202 (0.0%)

There are no bond length outliers.

All (1) bond angle outliers are listed below:

Mol	Chain	Res	Type	Atoms	Z	Observed(°)	Ideal(°)
1	F	168	LEU	CA-CB-CG	5.21	127.29	115.30

There are no chirality outliers.

There are no planarity outliers.

### 5.2 Too-close contacts [i](#)

In the following table, the Non-H and H(model) columns list the number of non-hydrogen atoms and hydrogen atoms in the chain respectively. The H(added) column lists the number of hydrogen atoms added and optimized by MolProbity. The Clashes column lists the number of clashes within the asymmetric unit, whereas Symm-Clashes lists symmetry related clashes.

Mol	Chain	Non-H	H(model)	H(added)	Clashes	Symm-Clashes
1	A	3168	0	3192	118	18
1	B	3168	0	3192	117	20
1	C	3168	0	3192	114	2
1	D	3168	0	3192	124	2
1	E	3168	0	3192	139	18
1	F	3168	0	3192	123	20

*Continued on next page...*



*Continued from previous page...*

Mol	Chain	Non-H	H(model)	H(added)	Clashes	Symm-Clashes
All	All	19008	0	19152	722	40

The all-atom clashscore is defined as the number of clashes found per 1000 atoms (including hydrogen atoms). The all-atom clashscore for this structure is 19.

All (722) close contacts within the same asymmetric unit are listed below, sorted by their clash magnitude.

Atom-1	Atom-2	Interatomic distance (Å)	Clash overlap (Å)
1:E:248:ASN:HD21	1:E:272:LYS:HE2	1.22	1.03
1:F:248:ASN:HD21	1:F:272:LYS:HE2	1.32	0.95
1:A:248:ASN:HD21	1:A:272:LYS:HE2	1.38	0.88
1:E:224:ALA:O	1:E:228:ILE:HG13	1.74	0.88
1:C:354:GLN:HG2	1:C:360:PHE:HA	1.55	0.87
1:C:261:LYS:HG3	1:C:267:VAL:HG13	1.62	0.82
1:D:387:LYS:HE2	1:D:388:TYR:HE2	1.43	0.82
1:E:69:GLY:HA3	1:E:103:GLY:O	1.80	0.81
1:C:134:ILE:HG22	1:C:139:ASP:HB3	1.63	0.81
1:B:26:LEU:O	1:B:29:VAL:HG22	1.81	0.80
1:B:35:ARG:HH11	1:B:133:ILE:HG23	1.46	0.80
1:C:248:ASN:HD21	1:C:272:LYS:HE2	1.45	0.80
1:A:298:ILE:HB	1:A:319:THR:HG22	1.65	0.79
1:B:35:ARG:NH1	1:B:133:ILE:HG23	1.98	0.78
1:A:354:GLN:HG2	1:A:360:PHE:HA	1.64	0.78
1:A:69:GLY:HA3	1:A:103:GLY:O	1.83	0.78
1:F:69:GLY:HA3	1:F:103:GLY:O	1.84	0.78
1:E:35:ARG:HH11	1:E:133:ILE:HG23	1.47	0.78
1:B:15:ARG:O	1:B:19:LEU:HD23	1.85	0.77
1:E:200:MET:HG3	1:E:288:ILE:HD11	1.68	0.76
1:F:200:MET:HG3	1:F:288:ILE:HD11	1.68	0.76
1:D:200:MET:HG3	1:D:288:ILE:HD11	1.68	0.76
1:A:188:THR:HG21	1:A:220:VAL:HG22	1.68	0.76
1:D:134:ILE:HG22	1:D:139:ASP:HB3	1.68	0.75
1:B:411:ARG:HH11	1:B:411:ARG:HG2	1.51	0.75
1:A:71:ILE:HD13	1:A:126:PHE:HE2	1.51	0.75
1:A:397:TYR:O	1:A:401:ILE:HG13	1.86	0.75
1:D:298:ILE:HB	1:D:319:THR:HG22	1.68	0.74
1:D:354:GLN:HG2	1:D:360:PHE:HA	1.68	0.74
1:E:26:LEU:O	1:E:29:VAL:HG22	1.87	0.74
1:F:298:ILE:HB	1:F:319:THR:HG22	1.69	0.74
1:E:354:GLN:HG2	1:E:360:PHE:HA	1.68	0.74
1:A:159:TYR:O	1:A:163:VAL:HG23	1.88	0.73

*Continued on next page...*

*Continued from previous page...*

Atom-1	Atom-2	Interatomic distance (Å)	Clash overlap (Å)
1:B:248:ASN:HD21	1:B:272:LYS:HE2	1.52	0.73
1:B:261:LYS:HG3	1:B:267:VAL:HG13	1.68	0.73
1:D:69:GLY:HA3	1:D:103:GLY:O	1.89	0.72
1:D:68:LYS:HZ3	1:D:140:ILE:HG22	1.54	0.72
1:C:74:HIS:HB3	1:C:77:VAL:HG23	1.71	0.72
1:C:240:SER:HB3	1:C:281:LEU:HD13	1.72	0.71
1:C:69:GLY:HA3	1:C:103:GLY:O	1.89	0.71
1:E:246:ILE:HD11	1:E:257:LEU:HD21	1.72	0.71
1:F:399:LEU:HD12	1:F:399:LEU:O	1.90	0.71
1:C:59:GLN:NE2	1:C:133:ILE:HG22	2.05	0.70
1:B:159:TYR:O	1:B:163:VAL:HG23	1.92	0.70
1:F:143:PRO:HD3	1:F:152:ILE:HG13	1.73	0.70
1:D:71:ILE:HD13	1:D:126:PHE:HE2	1.55	0.70
1:E:74:HIS:HB3	1:E:77:VAL:HG23	1.74	0.70
1:F:261:LYS:HG3	1:F:267:VAL:HG13	1.72	0.70
1:D:184:ARG:HG2	1:D:184:ARG:HH11	1.56	0.69
1:A:277:THR:HG22	1:A:280:GLU:OE1	1.92	0.69
1:B:37:LEU:HD13	1:B:133:ILE:HD11	1.75	0.69
1:A:37:LEU:HD22	1:A:133:ILE:HD12	1.72	0.69
1:E:215:GLN:HE22	1:E:297:ALA:HB1	1.57	0.69
1:B:69:GLY:HA3	1:B:103:GLY:O	1.92	0.69
1:B:214:VAL:HG22	1:B:290:VAL:HB	1.73	0.69
1:E:92:LYS:O	1:E:95:VAL:HG12	1.93	0.69
1:A:142:ALA:HB1	1:A:143:PRO:HD2	1.74	0.68
1:E:134:ILE:HG22	1:E:139:ASP:HB3	1.73	0.68
1:E:377:ALA:O	1:E:381:VAL:HG23	1.93	0.68
1:B:74:HIS:HB3	1:B:77:VAL:HG23	1.73	0.68
1:C:190:ARG:O	1:C:194:VAL:HG23	1.94	0.67
1:C:224:ALA:O	1:C:228:ILE:HG13	1.93	0.67
1:F:142:ALA:HB1	1:F:143:PRO:HD2	1.77	0.67
1:B:298:ILE:HB	1:B:319:THR:HG22	1.76	0.67
1:C:159:TYR:O	1:C:163:VAL:HG23	1.93	0.67
1:A:134:ILE:HG22	1:A:139:ASP:HB3	1.77	0.67
1:C:59:GLN:HE22	1:C:133:ILE:HG22	1.60	0.66
1:E:170:ILE:HG23	1:E:171:VAL:HG13	1.76	0.66
1:A:68:LYS:NZ	1:A:140:ILE:HG22	2.10	0.66
1:F:215:GLN:OE1	1:F:293:ALA:HB3	1.95	0.66
1:B:141:PRO:HD2	1:B:170:ILE:O	1.96	0.66
1:F:377:ALA:O	1:F:381:VAL:HG23	1.94	0.66
1:E:215:GLN:OE1	1:E:293:ALA:HB3	1.96	0.65
1:D:159:TYR:O	1:D:163:VAL:HG23	1.95	0.65

*Continued on next page...*

*Continued from previous page...*

Atom-1	Atom-2	Interatomic distance (Å)	Clash overlap (Å)
1:E:248:ASN:ND2	1:E:272:LYS:HE2	2.04	0.65
1:B:215:GLN:OE1	1:B:293:ALA:HB3	1.96	0.65
1:B:134:ILE:HG22	1:B:139:ASP:HB3	1.78	0.65
1:B:246:ILE:HD11	1:B:257:LEU:HD21	1.79	0.65
1:E:203:LEU:HD11	1:E:310:ALA:HB2	1.80	0.64
1:E:200:MET:CG	1:E:288:ILE:HD11	2.28	0.64
1:B:349:TYR:O	1:B:353:VAL:HG23	1.98	0.64
1:D:248:ASN:HD21	1:D:272:LYS:HE2	1.62	0.64
1:B:190:ARG:O	1:B:194:VAL:HG23	1.98	0.64
1:F:246:ILE:HD11	1:F:257:LEU:HD21	1.78	0.64
1:F:159:TYR:O	1:F:163:VAL:HG23	1.98	0.64
1:D:174:LYS:HB2	1:D:174:LYS:HZ3	1.63	0.64
1:A:377:ALA:O	1:A:381:VAL:HG23	1.98	0.63
1:A:86:ALA:HB2	1:A:104:LYS:HB2	1.80	0.63
1:C:71:ILE:HD13	1:C:126:PHE:HE2	1.63	0.63
1:E:277:THR:HG22	1:E:280:GLU:OE1	1.97	0.63
1:B:71:ILE:HD13	1:B:126:PHE:HE2	1.63	0.63
1:D:15:ARG:O	1:D:19:LEU:HD23	1.98	0.63
1:C:215:GLN:OE1	1:C:293:ALA:HB3	1.98	0.63
1:A:317:GLY:N	1:A:318:PRO:HD3	2.13	0.63
1:B:203:LEU:HD11	1:B:310:ALA:HB2	1.81	0.62
1:F:148:ASN:OD1	1:F:151:VAL:HG23	2.00	0.62
1:B:313:GLU:OE1	1:B:318:PRO:HD2	2.00	0.62
1:F:349:TYR:O	1:F:353:VAL:HG23	2.00	0.62
1:C:248:ASN:OD1	1:C:250:GLU:HB2	2.00	0.62
1:C:141:PRO:HD2	1:C:170:ILE:O	2.00	0.62
1:D:59:GLN:NE2	1:D:133:ILE:HG22	2.13	0.62
1:B:59:GLN:NE2	1:B:133:ILE:HG22	2.14	0.61
1:E:261:LYS:HG3	1:E:267:VAL:HG13	1.82	0.61
1:E:196:ALA:HA	1:E:312:VAL:HG21	1.81	0.61
1:D:246:ILE:HD11	1:D:257:LEU:HD21	1.82	0.61
1:F:200:MET:HG3	1:F:288:ILE:CD1	2.30	0.61
1:C:247:TYR:CE2	1:C:249:PRO:HD3	2.34	0.61
1:E:37:LEU:HD22	1:E:133:ILE:HD12	1.82	0.61
1:A:157:ASP:OD1	1:B:411:ARG:NH1	2.34	0.61
1:D:36:VAL:HG13	1:D:58:VAL:HG22	1.81	0.61
1:F:354:GLN:HG2	1:F:360:PHE:HA	1.82	0.61
1:C:200:MET:HG3	1:C:288:ILE:HD11	1.82	0.61
1:B:13:PHE:HE1	1:B:401:ILE:HG12	1.65	0.61
1:C:35:ARG:HH11	1:C:133:ILE:HG23	1.66	0.60
1:D:281:LEU:HA	1:D:284:LEU:HG	1.83	0.60

*Continued on next page...*

*Continued from previous page...*

Atom-1	Atom-2	Interatomic distance (Å)	Clash overlap (Å)
1:C:246:ILE:HD11	1:C:257:LEU:HD21	1.84	0.60
1:E:281:LEU:HA	1:E:284:LEU:HG	1.83	0.60
1:E:243:ARG:HD3	1:E:266:THR:HG21	1.84	0.60
1:C:228:ILE:O	1:C:232:LEU:HB2	2.00	0.60
1:D:387:LYS:HE2	1:D:388:TYR:CE2	2.32	0.60
1:D:184:ARG:NH1	1:D:184:ARG:HG2	2.17	0.60
1:B:377:ALA:O	1:B:381:VAL:HG23	2.02	0.60
1:E:71:ILE:HD13	1:E:126:PHE:HE2	1.65	0.59
1:E:199:ALA:O	1:E:203:LEU:HG	2.02	0.59
1:C:203:LEU:HD11	1:C:310:ALA:HB2	1.84	0.59
1:E:142:ALA:HB1	1:E:143:PRO:HD2	1.84	0.59
1:A:167:VAL:HG12	1:A:169:GLY:H	1.68	0.59
1:B:127:PHE:CZ	1:B:141:PRO:HG2	2.38	0.59
1:B:86:ALA:HB2	1:B:104:LYS:HB2	1.85	0.59
1:E:62:VAL:O	1:E:62:VAL:HG12	2.03	0.59
1:E:317:GLY:N	1:E:318:PRO:HD3	2.18	0.59
1:E:35:ARG:NH1	1:E:133:ILE:HG23	2.16	0.59
1:D:228:ILE:O	1:D:232:LEU:HB2	2.02	0.59
1:B:13:PHE:CE1	1:B:401:ILE:HG12	2.38	0.59
1:A:74:HIS:HB3	1:A:77:VAL:HG23	1.85	0.59
1:B:156:MET:CG	1:B:168:LEU:HA	2.33	0.58
1:B:326:ILE:O	1:B:330:ARG:HG3	2.03	0.58
1:D:167:VAL:HG12	1:D:169:GLY:H	1.67	0.58
1:C:142:ALA:HB1	1:C:143:PRO:HD2	1.86	0.58
1:F:317:GLY:N	1:F:318:PRO:HD3	2.19	0.58
1:D:241:ASP:C	1:D:243:ARG:H	2.08	0.58
1:B:336:PRO:HB3	1:B:393:ARG:HA	1.86	0.57
1:B:411:ARG:NH1	1:B:411:ARG:HG2	2.14	0.57
1:F:15:ARG:O	1:F:19:LEU:HD23	2.03	0.57
1:E:313:GLU:OE1	1:E:318:PRO:HD2	2.05	0.57
1:D:326:ILE:O	1:D:330:ARG:HG3	2.04	0.57
1:B:127:PHE:CE1	1:B:141:PRO:HG2	2.39	0.57
1:D:74:HIS:HB3	1:D:77:VAL:HG23	1.86	0.57
1:E:120:GLU:HG3	1:E:154:TRP:CD2	2.40	0.57
1:E:141:PRO:HD2	1:E:170:ILE:O	2.05	0.57
1:E:399:LEU:O	1:E:399:LEU:HD12	2.04	0.57
1:B:277:THR:HG22	1:B:280:GLU:OE1	2.03	0.57
1:A:53:PHE:HE2	1:A:109:VAL:HG23	1.69	0.57
1:F:226:LEU:N	1:F:254:VAL:HG11	2.19	0.57
1:F:241:ASP:C	1:F:243:ARG:H	2.08	0.57
1:B:92:LYS:O	1:B:95:VAL:HG12	2.05	0.57

*Continued on next page...*

*Continued from previous page...*

Atom-1	Atom-2	Interatomic distance (Å)	Clash overlap (Å)
1:D:215:GLN:OE1	1:D:293:ALA:HB3	2.04	0.57
1:D:336:PRO:HB3	1:D:393:ARG:HA	1.85	0.57
1:D:200:MET:HE2	1:D:288:ILE:HD13	1.86	0.57
1:E:127:PHE:CE1	1:E:141:PRO:HG2	2.40	0.57
1:B:4:SER:O	1:B:8:MET:HG3	2.05	0.57
1:F:361:TRP:HB3	1:F:365:GLN:CD	2.25	0.57
1:F:131:GLN:HA	1:F:134:ILE:CG1	2.35	0.56
1:C:226:LEU:O	1:C:230:GLN:HG3	2.05	0.56
1:C:326:ILE:O	1:C:330:ARG:HG3	2.04	0.56
1:C:354:GLN:HG2	1:C:359:PHE:O	2.06	0.56
1:B:131:GLN:NE2	1:B:159:TYR:HD2	2.03	0.56
1:E:71:ILE:HA	1:E:105:GLY:O	2.06	0.56
1:C:45:MET:HG3	1:C:49:HIS:CE1	2.41	0.56
1:C:145:VAL:O	1:C:146:ASN:HB2	2.05	0.56
1:F:74:HIS:HB3	1:F:77:VAL:HG23	1.87	0.56
1:E:131:GLN:HA	1:E:134:ILE:CG1	2.36	0.56
1:D:142:ALA:HB1	1:D:143:PRO:HD2	1.86	0.56
1:D:226:LEU:N	1:D:254:VAL:HG11	2.21	0.56
1:A:228:ILE:O	1:A:232:LEU:HB2	2.05	0.56
1:C:391:ASP:HB3	1:C:394:THR:OG1	2.05	0.56
1:F:74:HIS:HB3	1:F:77:VAL:CG2	2.35	0.56
1:B:131:GLN:HA	1:B:134:ILE:CG1	2.36	0.56
1:D:226:LEU:O	1:D:230:GLN:HG3	2.05	0.56
1:C:298:ILE:HB	1:C:319:THR:HG22	1.87	0.56
1:C:127:PHE:CD1	1:C:130:ILE:HD11	2.41	0.56
1:F:196:ALA:HA	1:F:312:VAL:HG21	1.87	0.56
1:F:277:THR:HG22	1:F:280:GLU:OE1	2.06	0.56
1:A:26:LEU:O	1:A:29:VAL:HG22	2.06	0.56
1:B:120:GLU:HG3	1:B:154:TRP:CE2	2.41	0.56
1:B:74:HIS:HB3	1:B:77:VAL:CG2	2.35	0.56
1:A:241:ASP:C	1:A:243:ARG:H	2.09	0.55
1:A:15:ARG:O	1:A:19:LEU:HD23	2.06	0.55
1:D:406:TYR:OH	1:D:410:LYS:HE2	2.06	0.55
1:A:298:ILE:CB	1:A:319:THR:HG22	2.36	0.55
1:F:174:LYS:NZ	1:F:355:ASP:OD2	2.39	0.55
1:D:92:LYS:O	1:D:95:VAL:HG12	2.06	0.55
1:C:37:LEU:HD22	1:C:133:ILE:CD1	2.37	0.55
1:A:352:TRP:O	1:A:356:LEU:HD22	2.06	0.55
1:E:194:VAL:HG11	1:E:374:MET:HB3	1.88	0.55
1:F:282:LEU:HD23	1:F:289:LEU:HD11	1.87	0.55
1:D:411:ARG:NH1	1:F:157:ASP:OD1	2.39	0.55

*Continued on next page...*

*Continued from previous page...*

Atom-1	Atom-2	Interatomic distance (Å)	Clash overlap (Å)
1:A:134:ILE:HA	1:A:139:ASP:HB3	1.89	0.55
1:E:336:PRO:HB3	1:E:393:ARG:HA	1.88	0.55
1:C:15:ARG:O	1:C:19:LEU:HD23	2.06	0.55
1:C:148:ASN:OD1	1:C:150:ASP:HB2	2.07	0.55
1:F:71:ILE:HA	1:F:105:GLY:O	2.06	0.55
1:A:336:PRO:HB3	1:A:393:ARG:HA	1.89	0.55
1:A:212:VAL:HG22	1:A:288:ILE:HB	1.88	0.55
1:F:336:PRO:HB3	1:F:393:ARG:HA	1.88	0.55
1:C:86:ALA:HB2	1:C:104:LYS:HB2	1.88	0.55
1:B:243:ARG:HD3	1:B:266:THR:HG21	1.88	0.54
1:C:260:TYR:OH	1:C:269:THR:HB	2.07	0.54
1:D:226:LEU:CA	1:D:254:VAL:HG11	2.37	0.54
1:D:188:THR:HG21	1:D:220:VAL:HG22	1.88	0.54
1:D:68:LYS:NZ	1:D:140:ILE:O	2.36	0.54
1:A:246:ILE:HD11	1:A:257:LEU:HD21	1.88	0.54
1:D:145:VAL:O	1:D:146:ASN:HB2	2.07	0.54
1:C:26:LEU:O	1:C:29:VAL:HG22	2.07	0.54
1:F:167:VAL:HG12	1:F:169:GLY:H	1.72	0.54
1:A:248:ASN:ND2	1:A:272:LYS:HE2	2.16	0.54
1:B:241:ASP:C	1:B:243:ARG:H	2.11	0.54
1:A:347:VAL:HG23	1:A:370:LEU:HD13	1.88	0.54
1:C:336:PRO:HB3	1:C:393:ARG:HA	1.89	0.54
1:B:269:THR:HA	1:B:275:ARG:NH2	2.23	0.54
1:F:387:LYS:HE2	1:F:388:TYR:HE2	1.72	0.54
1:D:261:LYS:HG3	1:D:267:VAL:HG13	1.88	0.54
1:A:248:ASN:HD21	1:A:272:LYS:CE	2.17	0.54
1:C:317:GLY:N	1:C:318:PRO:HD3	2.23	0.54
1:A:20:MET:SD	1:A:398:ILE:HG23	2.47	0.54
1:A:132:VAL:HG12	1:F:132:VAL:HG12	1.87	0.54
1:A:152:ILE:HG22	1:A:174:LYS:HG2	1.89	0.54
1:F:226:LEU:HA	1:F:254:VAL:HG11	1.90	0.54
1:D:209:LYS:O	1:D:209:LYS:HG2	2.08	0.54
1:A:92:LYS:O	1:A:95:VAL:HG12	2.08	0.54
1:C:127:PHE:CE1	1:C:141:PRO:HG2	2.43	0.54
1:F:248:ASN:ND2	1:F:272:LYS:HE2	2.14	0.54
1:C:45:MET:HE3	1:C:51:GLU:HB3	1.90	0.54
1:F:224:ALA:O	1:F:228:ILE:HG13	2.08	0.54
1:E:159:TYR:O	1:E:163:VAL:HG23	2.07	0.54
1:E:15:ARG:O	1:E:19:LEU:HD23	2.08	0.54
1:D:20:MET:CE	1:D:22:LEU:HD13	2.38	0.54
1:B:145:VAL:O	1:B:146:ASN:HB2	2.06	0.54

*Continued on next page...*

*Continued from previous page...*

Atom-1	Atom-2	Interatomic distance (Å)	Clash overlap (Å)
1:F:246:ILE:HD12	1:F:252:PHE:CE2	2.43	0.53
1:F:315:ALA:HB3	1:F:318:PRO:HG3	1.89	0.53
1:C:399:LEU:HD12	1:C:399:LEU:O	2.07	0.53
1:C:159:TYR:CE1	1:C:170:ILE:HD13	2.44	0.53
1:C:241:ASP:C	1:C:243:ARG:H	2.10	0.53
1:E:87:PHE:CE2	1:E:91:TRP:NE1	2.70	0.53
1:F:209:LYS:HG2	1:F:209:LYS:O	2.08	0.53
1:D:240:SER:HB3	1:D:281:LEU:HD13	1.90	0.53
1:D:196:ALA:HA	1:D:312:VAL:HG21	1.89	0.53
1:D:141:PRO:HD2	1:D:170:ILE:O	2.09	0.53
1:D:68:LYS:NZ	1:D:140:ILE:HG22	2.21	0.53
1:D:127:PHE:CE1	1:D:141:PRO:HG2	2.42	0.53
1:A:141:PRO:HD2	1:A:170:ILE:O	2.08	0.53
1:B:194:VAL:HG11	1:B:374:MET:HB3	1.91	0.53
1:B:317:GLY:N	1:B:318:PRO:HD3	2.24	0.53
1:E:380:ASP:O	1:E:384:VAL:HG23	2.09	0.53
1:D:130:ILE:O	1:D:134:ILE:HG12	2.09	0.53
1:F:74:HIS:CE1	1:F:76:ASP:HB2	2.44	0.53
1:F:45:MET:HE3	1:F:51:GLU:HB3	1.91	0.53
1:F:197:GLY:O	1:F:200:MET:HB2	2.09	0.53
1:F:226:LEU:CA	1:F:254:VAL:HG11	2.39	0.53
1:D:4:SER:O	1:D:8:MET:HG3	2.08	0.53
1:C:35:ARG:NH1	1:C:133:ILE:HG23	2.24	0.53
1:F:228:ILE:O	1:F:232:LEU:HB2	2.09	0.53
1:D:317:GLY:N	1:D:318:PRO:HD3	2.23	0.53
1:A:281:LEU:HA	1:A:284:LEU:HG	1.90	0.53
1:F:72:ARG:NH1	1:F:81:GLU:OE2	2.41	0.53
1:E:209:LYS:HG2	1:E:209:LYS:O	2.09	0.53
1:F:92:LYS:HD3	1:F:345:VAL:HG21	1.91	0.53
1:F:92:LYS:O	1:F:95:VAL:HG12	2.09	0.53
1:D:200:MET:CG	1:D:288:ILE:HD11	2.39	0.52
1:C:92:LYS:O	1:C:95:VAL:HG12	2.08	0.52
1:E:66:PRO:HD2	1:E:99:PRO:O	2.08	0.52
1:C:281:LEU:HA	1:C:284:LEU:HG	1.90	0.52
1:A:241:ASP:OD2	1:A:266:THR:HA	2.08	0.52
1:B:142:ALA:HB1	1:B:143:PRO:HD2	1.92	0.52
1:A:215:GLN:OE1	1:A:293:ALA:HB3	2.09	0.52
1:E:321:PRO:HG2	1:E:322:GLU:OE2	2.08	0.52
1:F:134:ILE:HG22	1:F:139:ASP:HB3	1.90	0.52
1:E:241:ASP:C	1:E:243:ARG:H	2.11	0.52
1:E:247:TYR:CE2	1:E:249:PRO:HD3	2.43	0.52

*Continued on next page...*

*Continued from previous page...*

Atom-1	Atom-2	Interatomic distance (Å)	Clash overlap (Å)
1:B:29:VAL:HG23	1:B:30:LEU:HD23	1.91	0.52
1:B:100:PHE:HE1	1:B:349:TYR:HB2	1.75	0.52
1:B:222:GLN:OE1	1:B:258:ILE:HG12	2.10	0.52
1:C:10:VAL:O	1:C:13:PHE:HB3	2.10	0.52
1:E:326:ILE:O	1:E:330:ARG:HG3	2.09	0.52
1:A:354:GLN:HG2	1:A:359:PHE:O	2.09	0.52
1:C:100:PHE:HE1	1:C:349:TYR:HB2	1.74	0.52
1:F:71:ILE:HD13	1:F:126:PHE:HE2	1.74	0.52
1:D:127:PHE:CZ	1:D:141:PRO:HG2	2.45	0.52
1:C:277:THR:HG22	1:C:280:GLU:OE1	2.09	0.52
1:E:61:ASN:HD21	1:E:63:ALA:HB3	1.75	0.52
1:C:240:SER:HB3	1:C:281:LEU:CD1	2.39	0.52
1:C:37:LEU:HD22	1:C:133:ILE:HG13	1.91	0.52
1:E:120:GLU:HG3	1:E:154:TRP:CE2	2.45	0.52
1:D:226:LEU:HA	1:D:254:VAL:HG11	1.92	0.52
1:B:20:MET:SD	1:B:398:ILE:HG23	2.50	0.52
1:B:52:VAL:HG22	1:E:29:VAL:HG12	1.92	0.52
1:A:156:MET:CG	1:A:168:LEU:HA	2.40	0.52
1:B:298:ILE:HG23	1:B:306:ILE:HD11	1.92	0.52
1:A:57:ARG:HD2	1:A:104:LYS:O	2.10	0.51
1:E:241:ASP:OD2	1:E:266:THR:HA	2.10	0.51
1:E:44:ARG:NH1	1:E:48:GLY:O	2.42	0.51
1:E:79:LEU:HG	1:E:83:LYS:HE3	1.91	0.51
1:A:71:ILE:HA	1:A:105:GLY:O	2.10	0.51
1:C:13:PHE:CE1	1:C:401:ILE:HG12	2.45	0.51
1:F:281:LEU:HA	1:F:284:LEU:CD1	2.40	0.51
1:E:72:ARG:NH1	1:E:81:GLU:OE2	2.44	0.51
1:C:131:GLN:HA	1:C:134:ILE:CG1	2.41	0.51
1:D:131:GLN:HA	1:D:134:ILE:HD11	1.92	0.51
1:E:190:ARG:O	1:E:194:VAL:HG23	2.11	0.51
1:B:224:ALA:O	1:B:228:ILE:HG13	2.11	0.51
1:B:184:ARG:HH11	1:B:184:ARG:HG2	1.75	0.51
1:D:168:LEU:O	1:D:174:LYS:HE3	2.10	0.51
1:B:37:LEU:HB2	1:B:133:ILE:CD1	2.41	0.51
1:A:61:ASN:HD21	1:A:63:ALA:HB3	1.75	0.51
1:D:131:GLN:HA	1:D:134:ILE:CG1	2.41	0.51
1:F:281:LEU:HA	1:F:284:LEU:HD12	1.93	0.51
1:B:228:ILE:O	1:B:232:LEU:HB2	2.11	0.51
1:F:260:TYR:OH	1:F:269:THR:HB	2.11	0.51
1:F:326:ILE:O	1:F:330:ARG:HG3	2.10	0.51
1:F:134:ILE:HA	1:F:139:ASP:HB3	1.93	0.50

*Continued on next page...*



*Continued from previous page...*

Atom-1	Atom-2	Interatomic distance (Å)	Clash overlap (Å)
1:F:59:GLN:NE2	1:F:139:ASP:HB2	2.26	0.50
1:C:70:GLY:HA2	1:C:142:ALA:O	2.10	0.50
1:A:286:VAL:O	1:A:308:ALA:HA	2.10	0.50
1:A:71:ILE:HD13	1:A:126:PHE:CE2	2.40	0.50
1:A:143:PRO:HD3	1:A:152:ILE:HG13	1.92	0.50
1:E:131:GLN:HA	1:E:134:ILE:HD11	1.92	0.50
1:F:59:GLN:HE21	1:F:139:ASP:HB2	1.75	0.50
1:D:88:TRP:HZ3	1:D:397:TYR:CE1	2.29	0.50
1:C:167:VAL:O	1:C:168:LEU:HG	2.11	0.50
1:C:71:ILE:HA	1:C:105:GLY:O	2.10	0.50
1:C:109:VAL:HG21	1:C:114:LEU:HD11	1.92	0.50
1:D:247:TYR:CE2	1:D:249:PRO:HD3	2.47	0.50
1:B:100:PHE:CE1	1:B:349:TYR:HB2	2.47	0.50
1:C:321:PRO:O	1:C:324:ASP:HB2	2.12	0.50
1:F:141:PRO:HD2	1:F:170:ILE:O	2.11	0.50
1:E:298:ILE:HG12	1:E:306:ILE:HD11	1.92	0.50
1:F:58:VAL:O	1:F:103:GLY:HA2	2.12	0.50
1:A:131:GLN:HA	1:A:134:ILE:CG1	2.41	0.50
1:E:226:LEU:O	1:E:230:GLN:HG3	2.11	0.50
1:D:190:ARG:O	1:D:194:VAL:HG23	2.10	0.50
1:F:336:PRO:CD	1:F:392:MET:HG2	2.42	0.50
1:E:298:ILE:HG12	1:E:306:ILE:CD1	2.42	0.50
1:B:66:PRO:HD2	1:B:99:PRO:O	2.12	0.50
1:D:134:ILE:HA	1:D:139:ASP:HB3	1.94	0.49
1:C:241:ASP:OD2	1:C:266:THR:HA	2.11	0.49
1:F:406:TYR:OH	1:F:410:LYS:HE2	2.12	0.49
1:C:199:ALA:O	1:C:203:LEU:HG	2.11	0.49
1:A:387:LYS:HE2	1:A:388:TYR:HE2	1.77	0.49
1:D:35:ARG:HH11	1:D:133:ILE:HG23	1.75	0.49
1:D:241:ASP:OD2	1:D:266:THR:HA	2.11	0.49
1:B:152:ILE:HG22	1:B:174:LYS:HG2	1.95	0.49
1:E:13:PHE:CE1	1:E:401:ILE:HG12	2.46	0.49
1:F:35:ARG:NH1	1:F:59:GLN:OE1	2.45	0.49
1:E:13:PHE:HE1	1:E:401:ILE:HG12	1.78	0.49
1:B:68:LYS:NZ	1:B:140:ILE:HG22	2.27	0.49
1:B:131:GLN:HE21	1:B:159:TYR:HD2	1.60	0.49
1:F:44:ARG:NH1	1:F:48:GLY:O	2.45	0.49
1:A:145:VAL:O	1:A:146:ASN:HB2	2.12	0.49
1:C:209:LYS:HG2	1:C:209:LYS:O	2.13	0.49
1:D:313:GLU:OE1	1:D:318:PRO:HD2	2.12	0.49
1:D:44:ARG:NH1	1:D:48:GLY:O	2.46	0.49

*Continued on next page...*

*Continued from previous page...*

Atom-1	Atom-2	Interatomic distance (Å)	Clash overlap (Å)
1:E:228:ILE:O	1:E:232:LEU:HB2	2.12	0.49
1:A:74:HIS:CG	1:A:75:PRO:HD2	2.48	0.49
1:B:70:GLY:HA2	1:B:142:ALA:O	2.12	0.49
1:E:387:LYS:HE2	1:E:388:TYR:HE2	1.77	0.49
1:F:203:LEU:HD11	1:F:310:ALA:HB2	1.95	0.49
1:E:338:ILE:O	1:E:342:ALA:HB2	2.12	0.49
1:B:58:VAL:O	1:B:103:GLY:HA2	2.12	0.48
1:C:269:THR:HA	1:C:275:ARG:NH2	2.27	0.48
1:E:321:PRO:O	1:E:324:ASP:HB2	2.12	0.48
1:C:13:PHE:HE1	1:C:401:ILE:HG12	1.78	0.48
1:E:140:ILE:HD13	1:E:352:TRP:CD1	2.48	0.48
1:D:174:LYS:HB2	1:D:174:LYS:NZ	2.25	0.48
1:E:53:PHE:HE2	1:E:109:VAL:HG23	1.79	0.48
1:D:26:LEU:O	1:D:29:VAL:HG22	2.14	0.48
1:E:37:LEU:HD22	1:E:133:ILE:CD1	2.43	0.48
1:C:194:VAL:HG11	1:C:374:MET:HB3	1.95	0.48
1:A:130:ILE:O	1:A:134:ILE:HG12	2.13	0.48
1:A:100:PHE:HE1	1:A:349:TYR:HB2	1.79	0.48
1:F:190:ARG:HD2	1:F:370:LEU:HD23	1.96	0.48
1:C:214:VAL:HG22	1:C:290:VAL:HB	1.95	0.48
1:B:37:LEU:HD22	1:B:133:ILE:HD12	1.95	0.48
1:E:74:HIS:HB3	1:E:77:VAL:CG2	2.43	0.48
1:A:37:LEU:CD2	1:A:133:ILE:HD12	2.40	0.48
1:A:167:VAL:O	1:A:168:LEU:HD12	2.13	0.48
1:A:37:LEU:HD22	1:A:133:ILE:CD1	2.43	0.48
1:E:170:ILE:O	1:E:170:ILE:HG13	2.13	0.48
1:A:200:MET:CE	1:A:232:LEU:HD13	2.44	0.48
1:B:266:THR:HB	1:B:268:VAL:HG23	1.96	0.48
1:B:226:LEU:N	1:B:254:VAL:HG11	2.29	0.48
1:F:108:ARG:HH11	1:F:108:ARG:CB	2.26	0.48
1:C:88:TRP:HZ3	1:C:397:TYR:CE1	2.32	0.48
1:A:168:LEU:O	1:A:174:LYS:HE3	2.14	0.48
1:F:277:THR:HG23	1:F:280:GLU:H	1.79	0.48
1:E:145:VAL:O	1:E:146:ASN:HB2	2.13	0.48
1:A:299:HIS:HA	1:A:320:THR:OG1	2.14	0.48
1:D:200:MET:HG3	1:D:288:ILE:CD1	2.42	0.47
1:E:156:MET:CG	1:E:168:LEU:HA	2.44	0.47
1:A:52:VAL:CG2	1:F:29:VAL:HG12	2.44	0.47
1:F:140:ILE:HD13	1:F:352:TRP:CD1	2.49	0.47
1:A:282:LEU:CD2	1:A:289:LEU:HD21	2.43	0.47
1:A:226:LEU:N	1:A:254:VAL:HG11	2.29	0.47

*Continued on next page...*

*Continued from previous page...*

Atom-1	Atom-2	Interatomic distance (Å)	Clash overlap (Å)
1:C:156:MET:CG	1:C:168:LEU:HA	2.44	0.47
1:E:172:THR:HG21	1:E:348:SER:O	2.15	0.47
1:A:188:THR:CG2	1:A:220:VAL:HG22	2.41	0.47
1:F:70:GLY:HA2	1:F:142:ALA:O	2.14	0.47
1:B:199:ALA:O	1:B:203:LEU:HG	2.14	0.47
1:B:29:VAL:HG23	1:B:30:LEU:N	2.28	0.47
1:D:151:VAL:HA	1:D:154:TRP:CE3	2.49	0.47
1:D:298:ILE:CB	1:D:319:THR:HG22	2.42	0.47
1:A:226:LEU:O	1:A:230:GLN:HG3	2.14	0.47
1:E:406:TYR:OH	1:E:410:LYS:HE2	2.15	0.47
1:E:62:VAL:HG13	1:E:65:GLY:O	2.15	0.47
1:D:74:HIS:HB3	1:D:77:VAL:CG2	2.45	0.47
1:F:226:LEU:O	1:F:230:GLN:HG3	2.14	0.47
1:D:411:ARG:HG2	1:D:411:ARG:HH11	1.78	0.47
1:A:393:ARG:HH11	1:A:393:ARG:HG3	1.79	0.47
1:F:26:LEU:O	1:F:29:VAL:HG22	2.15	0.47
1:A:282:LEU:HD22	1:A:289:LEU:HD21	1.96	0.47
1:B:338:ILE:O	1:B:342:ALA:HB2	2.15	0.47
1:D:58:VAL:O	1:D:103:GLY:HA2	2.15	0.47
1:F:241:ASP:OD2	1:F:266:THR:HA	2.15	0.47
1:C:303:ALA:O	1:C:330:ARG:NH1	2.47	0.47
1:C:286:VAL:O	1:C:308:ALA:HA	2.15	0.47
1:C:120:GLU:HA	1:C:154:TRP:CZ3	2.50	0.47
1:D:360:PHE:CD1	1:D:360:PHE:N	2.83	0.47
1:C:74:HIS:HB3	1:C:77:VAL:CG2	2.44	0.47
1:E:213:ALA:HB1	1:E:281:LEU:HD21	1.97	0.47
1:D:61:ASN:HD21	1:D:63:ALA:HB3	1.80	0.47
1:D:114:LEU:HD22	1:D:118:GLU:HB3	1.96	0.47
1:E:4:SER:O	1:E:8:MET:HG3	2.15	0.47
1:D:362:ASP:OD1	1:D:365:GLN:HG3	2.15	0.47
1:D:35:ARG:NH1	1:D:59:GLN:OE1	2.47	0.47
1:E:172:THR:HA	1:E:351:GLU:OE1	2.15	0.47
1:E:104:LYS:HE3	1:E:144:ASP:OD1	2.15	0.47
1:C:338:ILE:O	1:C:342:ALA:HB2	2.14	0.47
1:F:149:ALA:HB1	1:F:175:PRO:HG3	1.97	0.46
1:D:286:VAL:O	1:D:308:ALA:HA	2.15	0.46
1:B:215:GLN:HE22	1:B:297:ALA:HB1	1.80	0.46
1:F:35:ARG:HH11	1:F:133:ILE:HG23	1.80	0.46
1:C:268:VAL:C	1:C:270:TYR:H	2.19	0.46
1:F:281:LEU:HG	1:F:284:LEU:HD12	1.98	0.46
1:E:157:ASP:OD1	1:F:411:ARG:HG2	2.15	0.46

*Continued on next page...*

*Continued from previous page...*

Atom-1	Atom-2	Interatomic distance (Å)	Clash overlap (Å)
1:C:323:ALA:O	1:C:327:LEU:HG	2.15	0.46
1:F:109:VAL:HG22	1:F:110:ASP:N	2.30	0.46
1:D:86:ALA:HB2	1:D:104:LYS:HB2	1.97	0.46
1:E:134:ILE:HA	1:E:139:ASP:HB3	1.97	0.46
1:D:243:ARG:HD3	1:D:266:THR:HG21	1.98	0.46
1:D:411:ARG:HG2	1:D:411:ARG:NH1	2.31	0.46
1:A:170:ILE:HG23	1:A:171:VAL:HG13	1.98	0.46
1:B:68:LYS:HZ3	1:B:140:ILE:HG22	1.80	0.46
1:A:10:VAL:O	1:A:13:PHE:HB3	2.16	0.46
1:A:203:LEU:HB2	1:A:205:ILE:HD12	1.98	0.46
1:C:130:ILE:O	1:C:134:ILE:HG12	2.16	0.46
1:E:159:TYR:CE1	1:E:163:VAL:HG21	2.51	0.46
1:A:45:MET:HG3	1:A:49:HIS:CE1	2.51	0.46
1:B:361:TRP:HB3	1:B:365:GLN:CD	2.36	0.46
1:E:406:TYR:CZ	1:E:410:LYS:HE2	2.51	0.46
1:A:247:TYR:CE2	1:A:249:PRO:HD3	2.51	0.46
1:F:248:ASN:OD1	1:F:250:GLU:HB2	2.15	0.46
1:D:68:LYS:HZ3	1:D:140:ILE:CG2	2.26	0.46
1:B:199:ALA:O	1:B:202:VAL:HG22	2.15	0.46
1:F:44:ARG:O	1:F:121:ARG:NH1	2.49	0.46
1:D:73:TYR:CD1	1:D:147:THR:HG22	2.51	0.46
1:A:298:ILE:HD12	1:A:319:THR:CG2	2.46	0.46
1:A:209:LYS:HG2	1:A:209:LYS:O	2.15	0.46
1:F:145:VAL:O	1:F:146:ASN:HB2	2.15	0.45
1:B:36:VAL:CG1	1:B:79:LEU:HD11	2.46	0.45
1:E:58:VAL:O	1:E:103:GLY:HA2	2.15	0.45
1:F:188:THR:HG21	1:F:220:VAL:HG22	1.98	0.45
1:F:206:ASP:OD2	1:F:208:LYS:HB3	2.15	0.45
1:D:277:THR:HG23	1:D:280:GLU:H	1.80	0.45
1:A:338:ILE:HD11	1:A:396:ALA:HB3	1.99	0.45
1:A:411:ARG:NH1	1:A:411:ARG:HG2	2.31	0.45
1:C:58:VAL:O	1:C:103:GLY:HA2	2.16	0.45
1:A:70:GLY:HA2	1:A:142:ALA:O	2.16	0.45
1:E:130:ILE:O	1:E:134:ILE:HG12	2.16	0.45
1:F:336:PRO:HB2	1:F:338:ILE:HG13	1.98	0.45
1:F:321:PRO:O	1:F:324:ASP:HB2	2.16	0.45
1:F:156:MET:CG	1:F:168:LEU:HA	2.46	0.45
1:A:58:VAL:O	1:A:103:GLY:HA2	2.16	0.45
1:C:192:VAL:HG13	1:C:312:VAL:CG1	2.46	0.45
1:B:45:MET:HG3	1:B:49:HIS:CE1	2.52	0.45
1:F:399:LEU:HD12	1:F:399:LEU:C	2.37	0.45

*Continued on next page...*

*Continued from previous page...*

Atom-1	Atom-2	Interatomic distance (Å)	Clash overlap (Å)
1:D:338:ILE:O	1:D:342:ALA:HB2	2.17	0.45
1:F:286:VAL:O	1:F:308:ALA:HA	2.16	0.45
1:E:268:VAL:C	1:E:270:TYR:H	2.20	0.45
1:B:184:ARG:NH1	1:B:184:ARG:HG2	2.32	0.45
1:D:88:TRP:HZ3	1:D:397:TYR:HE1	1.63	0.45
1:F:198:LEU:HD13	1:F:378:PHE:CD1	2.52	0.45
1:A:38:ILE:HG23	1:A:56:TYR:CE2	2.52	0.45
1:B:209:LYS:O	1:B:209:LYS:HG2	2.16	0.45
1:C:266:THR:HB	1:C:268:VAL:HG23	1.99	0.45
1:B:286:VAL:O	1:B:308:ALA:HA	2.16	0.45
1:A:157:ASP:OD1	1:B:411:ARG:HG2	2.16	0.45
1:B:52:VAL:CG2	1:E:29:VAL:HG12	2.47	0.45
1:D:35:ARG:NH1	1:D:133:ILE:HG23	2.32	0.45
1:D:228:ILE:HG23	1:D:232:LEU:HD12	1.98	0.45
1:E:286:VAL:O	1:E:308:ALA:HA	2.16	0.45
1:A:68:LYS:HZ2	1:A:140:ILE:HG22	1.81	0.44
1:A:68:LYS:HZ3	1:A:140:ILE:CG2	2.30	0.44
1:A:317:GLY:N	1:A:318:PRO:CD	2.81	0.44
1:E:70:GLY:HA2	1:E:142:ALA:O	2.17	0.44
1:A:72:ARG:HG2	1:A:145:VAL:HB	1.99	0.44
1:B:157:ASP:OD1	1:C:411:ARG:NH1	2.49	0.44
1:E:100:PHE:HE1	1:E:349:TYR:HB2	1.82	0.44
1:B:130:ILE:O	1:B:134:ILE:HG12	2.17	0.44
1:A:203:LEU:HD11	1:A:310:ALA:HB2	1.98	0.44
1:E:260:TYR:OH	1:E:269:THR:HB	2.17	0.44
1:E:246:ILE:HD12	1:E:252:PHE:CE2	2.52	0.44
1:F:127:PHE:CD1	1:F:155:TYR:CD2	3.06	0.44
1:A:68:LYS:HZ3	1:A:140:ILE:HG22	1.79	0.44
1:A:120:GLU:HA	1:A:154:TRP:CZ3	2.53	0.44
1:F:41:PHE:CD2	1:F:41:PHE:N	2.85	0.44
1:D:103:GLY:O	1:D:104:LYS:HG2	2.17	0.44
1:A:29:VAL:HG12	1:F:52:VAL:HG22	1.99	0.44
1:E:298:ILE:CG2	1:E:319:THR:HG22	2.47	0.44
1:A:363:LEU:HG	1:A:367:ARG:HD2	1.99	0.44
1:F:61:ASN:ND2	1:F:404:VAL:HG13	2.33	0.44
1:C:363:LEU:HG	1:C:367:ARG:HD2	1.99	0.44
1:E:320:THR:HB	1:E:321:PRO:HD2	1.99	0.44
1:E:184:ARG:HA	1:E:347:VAL:HG11	2.00	0.44
1:C:52:VAL:HG12	1:D:32:ARG:HH11	1.83	0.44
1:B:131:GLN:HA	1:B:134:ILE:HD11	2.00	0.44
1:B:298:ILE:CB	1:B:319:THR:HG22	2.47	0.44

*Continued on next page...*

*Continued from previous page...*

Atom-1	Atom-2	Interatomic distance (Å)	Clash overlap (Å)
1:C:199:ALA:O	1:C:202:VAL:HG22	2.18	0.44
1:E:86:ALA:HB2	1:E:104:LYS:HB2	1.98	0.44
1:D:134:ILE:CG2	1:D:139:ASP:HB3	2.43	0.44
1:D:354:GLN:HG2	1:D:359:PHE:O	2.18	0.44
1:E:167:VAL:O	1:E:168:LEU:HG	2.18	0.44
1:C:61:ASN:HD21	1:C:63:ALA:HB3	1.83	0.44
1:B:277:THR:HG23	1:B:280:GLU:H	1.81	0.44
1:F:321:PRO:HG2	1:F:322:GLU:OE2	2.18	0.44
1:F:156:MET:SD	1:F:156:MET:C	2.96	0.44
1:E:45:MET:HE3	1:E:51:GLU:HB3	2.00	0.44
1:E:74:HIS:CG	1:E:75:PRO:HD2	2.53	0.43
1:C:190:ARG:HG3	1:C:190:ARG:NH1	2.33	0.43
1:A:140:ILE:HD13	1:A:352:TRP:CD1	2.53	0.43
1:D:248:ASN:OD1	1:D:250:GLU:HB2	2.17	0.43
1:E:143:PRO:HD3	1:E:152:ILE:HG13	2.00	0.43
1:A:289:LEU:HB3	1:A:311:VAL:HG22	1.99	0.43
1:F:181:SER:HB2	1:F:351:GLU:HB2	2.00	0.43
1:B:321:PRO:O	1:B:324:ASP:HB2	2.18	0.43
1:F:38:ILE:HG23	1:F:56:TYR:CE2	2.52	0.43
1:A:206:ASP:OD2	1:A:208:LYS:HB3	2.18	0.43
1:E:29:VAL:HG23	1:E:30:LEU:N	2.32	0.43
1:B:298:ILE:HD12	1:B:319:THR:CG2	2.49	0.43
1:B:127:PHE:HB2	1:B:155:TYR:CD2	2.53	0.43
1:E:46:ASP:OD2	1:E:118:GLU:HG3	2.18	0.43
1:D:327:LEU:HD23	1:D:332:ILE:HD12	2.00	0.43
1:C:190:ARG:HG3	1:C:190:ARG:HH11	1.83	0.43
1:E:120:GLU:HA	1:E:154:TRP:CZ3	2.54	0.43
1:B:151:VAL:HA	1:B:154:TRP:CE3	2.53	0.43
1:D:406:TYR:CZ	1:D:410:LYS:HE2	2.53	0.43
1:C:156:MET:HG3	1:C:168:LEU:HA	2.01	0.43
1:F:62:VAL:HG12	1:F:65:GLY:O	2.18	0.43
1:E:131:GLN:HA	1:E:134:ILE:HG13	2.01	0.43
1:F:156:MET:HG3	1:F:168:LEU:HA	2.00	0.43
1:B:167:VAL:HG12	1:B:169:GLY:H	1.83	0.43
1:A:392:MET:O	1:A:395:ALA:HB3	2.19	0.43
1:A:315:ALA:HB3	1:A:318:PRO:HG3	2.01	0.43
1:D:303:ALA:O	1:D:330:ARG:NH1	2.51	0.43
1:D:20:MET:HE2	1:D:22:LEU:HD13	2.01	0.43
1:B:388:TYR:HB3	1:B:390:VAL:HG13	2.00	0.43
1:C:387:LYS:HE2	1:C:388:TYR:HE2	1.83	0.43
1:F:282:LEU:HD22	1:F:289:LEU:HD21	2.01	0.43

*Continued on next page...*

*Continued from previous page...*

Atom-1	Atom-2	Interatomic distance (Å)	Clash overlap (Å)
1:E:226:LEU:N	1:E:254:VAL:HG11	2.34	0.43
1:E:356:LEU:HA	1:E:356:LEU:HD12	1.83	0.43
1:B:170:ILE:HG23	1:B:171:VAL:HG13	2.01	0.43
1:D:120:GLU:HB2	1:D:154:TRP:CZ2	2.54	0.43
1:D:37:LEU:HB2	1:D:133:ILE:CD1	2.49	0.43
1:D:74:HIS:CG	1:D:75:PRO:HD2	2.54	0.43
1:C:124:ARG:HH11	1:C:124:ARG:HG2	1.84	0.43
1:C:127:PHE:CZ	1:C:141:PRO:HG2	2.54	0.43
1:E:347:VAL:HG23	1:E:370:LEU:HD13	2.00	0.43
1:C:406:TYR:OH	1:C:410:LYS:HE2	2.18	0.43
1:E:206:ASP:OD2	1:E:208:LYS:HB3	2.18	0.43
1:B:281:LEU:HA	1:B:284:LEU:HG	2.00	0.43
1:C:37:LEU:HB2	1:C:133:ILE:HD12	2.01	0.42
1:E:139:ASP:O	1:E:141:PRO:HD3	2.19	0.42
1:A:200:MET:HE1	1:A:232:LEU:HD13	2.01	0.42
1:F:268:VAL:C	1:F:270:TYR:H	2.22	0.42
1:B:356:LEU:HA	1:B:356:LEU:HD12	1.89	0.42
1:F:119:LEU:HD23	1:F:154:TRP:HZ3	1.84	0.42
1:C:313:GLU:OE1	1:C:318:PRO:HD2	2.18	0.42
1:F:406:TYR:CZ	1:F:410:LYS:HE2	2.54	0.42
1:D:283:GLU:HG2	1:D:305:ARG:HB3	2.01	0.42
1:A:194:VAL:HG11	1:A:374:MET:HB3	2.01	0.42
1:D:131:GLN:HA	1:D:134:ILE:HG13	2.01	0.42
1:D:246:ILE:HD12	1:D:252:PHE:CE2	2.54	0.42
1:B:156:MET:HG3	1:B:168:LEU:HA	2.01	0.42
1:F:281:LEU:O	1:F:284:LEU:HB2	2.19	0.42
1:F:16:ALA:HB1	1:F:398:ILE:HG13	2.01	0.42
1:E:248:ASN:OD1	1:E:250:GLU:HB2	2.19	0.42
1:A:159:TYR:CE1	1:A:163:VAL:HG21	2.54	0.42
1:E:127:PHE:CZ	1:E:141:PRO:HG2	2.54	0.42
1:D:133:ILE:HG22	1:D:133:ILE:O	2.19	0.42
1:B:298:ILE:HD12	1:B:319:THR:HG22	2.02	0.42
1:C:226:LEU:N	1:C:254:VAL:HG11	2.34	0.42
1:A:268:VAL:C	1:A:270:TYR:H	2.22	0.42
1:D:299:HIS:HA	1:D:320:THR:OG1	2.19	0.42
1:C:44:ARG:NH1	1:C:48:GLY:O	2.51	0.42
1:C:253:ASP:OD2	1:C:256:GLU:HB2	2.19	0.42
1:E:124:ARG:HH11	1:E:124:ARG:HG2	1.84	0.42
1:D:268:VAL:C	1:D:270:TYR:H	2.22	0.42
1:A:156:MET:HG3	1:A:168:LEU:HA	2.00	0.42
1:E:203:LEU:HB2	1:E:205:ILE:HD12	2.01	0.42

*Continued on next page...*

*Continued from previous page...*

Atom-1	Atom-2	Interatomic distance (Å)	Clash overlap (Å)
1:F:131:GLN:NE2	1:F:159:TYR:HD2	2.16	0.42
1:D:156:MET:CG	1:D:168:LEU:HA	2.50	0.42
1:A:349:TYR:O	1:A:353:VAL:HG23	2.20	0.42
1:D:295:GLU:HG2	1:D:316:ASN:O	2.19	0.42
1:B:62:VAL:HG12	1:B:62:VAL:O	2.20	0.42
1:D:197:GLY:O	1:D:200:MET:HB2	2.19	0.42
1:C:74:HIS:CE1	1:C:76:ASP:HB2	2.55	0.42
1:A:352:TRP:CE2	1:A:356:LEU:HD21	2.54	0.42
1:C:85:LEU:HB3	1:C:104:LYS:HG3	2.01	0.42
1:E:283:GLU:HG2	1:E:305:ARG:HB3	2.00	0.42
1:B:263:GLU:HB3	1:B:264:HIS:CE1	2.55	0.42
1:F:120:GLU:O	1:F:124:ARG:HG3	2.19	0.42
1:A:354:GLN:OE1	1:A:361:TRP:N	2.48	0.42
1:A:88:TRP:HZ3	1:A:397:TYR:CE1	2.38	0.42
1:D:298:ILE:HG23	1:D:306:ILE:HD11	2.00	0.42
1:E:152:ILE:HG22	1:E:174:LYS:HG2	2.02	0.42
1:D:170:ILE:HG23	1:D:171:VAL:HG13	2.02	0.42
1:F:152:ILE:HG22	1:F:174:LYS:HG2	2.01	0.42
1:E:299:HIS:HA	1:E:320:THR:OG1	2.20	0.42
1:C:110:ASP:HA	1:C:111:PRO:HD2	1.84	0.42
1:D:260:TYR:OH	1:D:269:THR:HB	2.20	0.42
1:C:289:LEU:HG	1:C:291:PRO:HD3	2.01	0.42
1:E:363:LEU:HG	1:E:367:ARG:HD2	2.01	0.42
1:B:134:ILE:HA	1:B:139:ASP:HB3	2.02	0.42
1:F:74:HIS:CG	1:F:75:PRO:HD2	2.54	0.42
1:B:68:LYS:HZ3	1:B:140:ILE:CG2	2.33	0.42
1:D:277:THR:HG22	1:D:280:GLU:OE1	2.20	0.42
1:E:327:LEU:HD23	1:E:332:ILE:HD12	2.02	0.42
1:E:152:ILE:O	1:E:155:TYR:HB2	2.20	0.41
1:F:303:ALA:O	1:F:330:ARG:NH1	2.53	0.41
1:C:206:ASP:OD2	1:C:208:LYS:HB3	2.19	0.41
1:D:6:TYR:O	1:D:10:VAL:HG23	2.20	0.41
1:C:109:VAL:HG22	1:C:110:ASP:N	2.35	0.41
1:A:72:ARG:NH1	1:A:81:GLU:OE2	2.52	0.41
1:D:29:VAL:CG2	1:D:30:LEU:N	2.83	0.41
1:C:52:VAL:HG11	1:D:32:ARG:HD3	2.02	0.41
1:A:261:LYS:HG3	1:A:267:VAL:HG13	2.02	0.41
1:C:16:ALA:HB1	1:C:398:ILE:HG13	2.02	0.41
1:B:376:LYS:HE3	1:B:376:LYS:HB3	1.73	0.41
1:F:103:GLY:O	1:F:104:LYS:HG2	2.20	0.41
1:D:71:ILE:HA	1:D:105:GLY:O	2.19	0.41

*Continued on next page...*



*Continued from previous page...*

Atom-1	Atom-2	Interatomic distance (Å)	Clash overlap (Å)
1:E:41:PHE:CZ	1:E:126:PHE:HB2	2.56	0.41
1:C:72:ARG:NH1	1:C:81:GLU:OE2	2.53	0.41
1:E:302:ASN:O	1:E:303:ALA:C	2.58	0.41
1:A:339:LEU:HD21	1:A:378:PHE:HA	2.02	0.41
1:A:391:ASP:HB3	1:A:394:THR:OG1	2.20	0.41
1:C:295:GLU:HG3	1:C:295:GLU:H	1.61	0.41
1:C:4:SER:O	1:C:8:MET:HG3	2.20	0.41
1:A:338:ILE:HD11	1:A:396:ALA:CB	2.50	0.41
1:D:131:GLN:HA	1:D:134:ILE:CD1	2.50	0.41
1:C:37:LEU:HD22	1:C:133:ILE:CG1	2.51	0.41
1:E:131:GLN:HA	1:E:134:ILE:CD1	2.50	0.41
1:F:41:PHE:CD1	1:F:125:ARG:HG3	2.56	0.41
1:D:157:ASP:OD1	1:E:411:ARG:HG2	2.20	0.41
1:C:68:LYS:HZ3	1:C:140:ILE:HG22	1.86	0.41
1:D:226:LEU:HD11	1:D:230:GLN:NE2	2.36	0.41
1:A:200:MET:SD	1:A:207:PRO:HA	2.61	0.41
1:B:266:THR:CB	1:B:268:VAL:HG23	2.50	0.41
1:F:213:ALA:HB1	1:F:281:LEU:HD21	2.03	0.41
1:E:124:ARG:NH1	1:E:124:ARG:HG2	2.35	0.41
1:C:376:LYS:HB3	1:C:376:LYS:HE3	1.86	0.41
1:F:376:LYS:HB3	1:F:376:LYS:HE3	1.80	0.41
1:A:181:SER:OG	1:A:354:GLN:NE2	2.54	0.41
1:F:200:MET:CG	1:F:288:ILE:HD11	2.45	0.41
1:A:266:THR:HB	1:A:268:VAL:HG23	2.03	0.41
1:F:387:LYS:HE2	1:F:388:TYR:CE2	2.55	0.41
1:F:195:CYS:SG	1:F:374:MET:CE	3.08	0.41
1:B:391:ASP:HB3	1:B:394:THR:OG1	2.21	0.41
1:B:380:ASP:O	1:B:384:VAL:HG23	2.20	0.41
1:F:37:LEU:HD22	1:F:133:ILE:CD1	2.50	0.41
1:F:268:VAL:HG12	1:F:269:THR:N	2.36	0.41
1:B:226:LEU:O	1:B:230:GLN:HG3	2.21	0.41
1:A:110:ASP:HA	1:A:111:PRO:HD2	1.90	0.41
1:B:206:ASP:OD2	1:B:208:LYS:HB3	2.21	0.41
1:C:197:GLY:O	1:C:200:MET:HB2	2.20	0.41
1:B:268:VAL:C	1:B:270:TYR:H	2.23	0.41
1:E:387:LYS:HE2	1:E:388:TYR:CE2	2.56	0.41
1:E:327:LEU:HD13	1:E:334:VAL:HG21	2.03	0.41
1:D:202:VAL:HG23	1:D:203:LEU:HD23	2.03	0.41
1:D:206:ASP:OD2	1:D:208:LYS:HB3	2.21	0.41
1:A:35:ARG:O	1:A:58:VAL:HG13	2.20	0.41
1:B:71:ILE:O	1:B:144:ASP:HB3	2.21	0.41

*Continued on next page...*

*Continued from previous page...*

Atom-1	Atom-2	Interatomic distance (Å)	Clash overlap (Å)
1:F:152:ILE:HD13	1:F:155:TYR:HD1	1.86	0.40
1:C:85:LEU:HD23	1:C:85:LEU:HA	1.84	0.40
1:D:321:PRO:O	1:D:324:ASP:HB2	2.21	0.40
1:E:227:LEU:HD22	1:E:231:GLU:OE2	2.22	0.40
1:C:377:ALA:O	1:C:381:VAL:HG23	2.21	0.40
1:E:197:GLY:O	1:E:200:MET:HB2	2.21	0.40
1:E:168:LEU:O	1:E:174:LYS:HE3	2.22	0.40
1:B:85:LEU:HB3	1:B:104:LYS:HG3	2.04	0.40
1:D:241:ASP:C	1:D:243:ARG:N	2.75	0.40
1:A:411:ARG:HG2	1:A:411:ARG:HH11	1.85	0.40
1:D:53:PHE:HE2	1:D:109:VAL:HG23	1.86	0.40
1:D:110:ASP:HA	1:D:111:PRO:HD2	1.89	0.40
1:E:73:TYR:CD1	1:E:147:THR:HG22	2.56	0.40
1:E:16:ALA:HB1	1:E:398:ILE:HG13	2.04	0.40
1:E:85:LEU:HA	1:E:85:LEU:HD23	1.90	0.40
1:A:193:LYS:NZ	1:A:231:GLU:OE1	2.46	0.40
1:E:127:PHE:HE1	1:E:141:PRO:HG2	1.84	0.40
1:E:281:LEU:O	1:E:281:LEU:HD23	2.21	0.40
1:B:362:ASP:O	1:B:365:GLN:HB2	2.21	0.40
1:B:84:ALA:O	1:B:87:PHE:HB3	2.21	0.40
1:B:6:TYR:O	1:B:10:VAL:HG23	2.21	0.40
1:B:29:VAL:CG2	1:B:30:LEU:N	2.84	0.40
1:B:35:ARG:O	1:B:58:VAL:HG13	2.21	0.40
1:A:86:ALA:O	1:A:89:MET:HB2	2.21	0.40
1:E:213:ALA:HB1	1:E:281:LEU:CD2	2.51	0.40
1:F:71:ILE:HD13	1:F:126:PHE:CE2	2.56	0.40
1:A:190:ARG:HD2	1:A:370:LEU:HD23	2.03	0.40
1:F:268:VAL:HG12	1:F:269:THR:H	1.87	0.40
1:F:119:LEU:HD23	1:F:154:TRP:CZ3	2.56	0.40
1:E:148:ASN:OD1	1:E:151:VAL:HG23	2.22	0.40
1:C:184:ARG:HG2	1:C:184:ARG:HH11	1.85	0.40
1:B:295:GLU:H	1:B:295:GLU:HG3	1.71	0.40
1:E:350:PHE:CZ	1:E:369:ALA:HB1	2.56	0.40

All (40) symmetry-related close contacts are listed below. The label for Atom-2 includes the symmetry operator and encoded unit-cell translations to be applied.

Atom-1	Atom-2	Interatomic distance (Å)	Clash overlap (Å)
1:A:299:HIS:CG	1:E:304:GLU:OE1[6_655]	0.79	1.41
1:B:279:GLU:CG	1:F:330:ARG:O[6_665]	1.00	1.20

*Continued on next page...*

*Continued from previous page...*

Atom-1	Atom-2	Interatomic distance (Å)	Clash overlap (Å)
1:A:279:GLU:OE1	1:E:330:ARG:NE[6_655]	1.11	1.09
1:B:296:GLY:O	1:F:329:ARG:NH2[6_665]	1.20	1.00
1:A:299:HIS:ND1	1:E:304:GLU:OE1[6_655]	1.28	0.92
1:B:279:GLU:CD	1:F:330:ARG:O[6_665]	1.41	0.79
1:B:279:GLU:OE1	1:F:330:ARG:CB[6_665]	1.54	0.66
1:C:205:ILE:CG1	1:D:243:ARG:NH2[4_455]	1.57	0.63
1:B:296:GLY:O	1:F:329:ARG:CZ[6_665]	1.61	0.59
1:A:296:GLY:O	1:E:329:ARG:NH2[6_655]	1.63	0.57
1:A:279:GLU:OE1	1:E:330:ARG:CZ[6_655]	1.69	0.51
1:B:113:LYS:NZ	1:F:21:ASP:OD2[6_665]	1.72	0.48
1:A:299:HIS:CD2	1:E:304:GLU:OE1[6_655]	1.72	0.48
1:A:299:HIS:CB	1:E:304:GLU:OE1[6_655]	1.76	0.44
1:B:295:GLU:O	1:F:329:ARG:CD[6_665]	1.84	0.36
1:A:305:ARG:NH2	1:E:307:LYS:NZ[6_655]	1.90	0.30
1:B:296:GLY:C	1:F:329:ARG:NE[6_665]	1.93	0.27
1:B:296:GLY:O	1:F:329:ARG:NE[6_665]	1.94	0.26
1:B:299:HIS:CE1	1:F:330:ARG:CG[6_665]	1.94	0.26
1:A:279:GLU:OE1	1:E:330:ARG:NH2[6_655]	1.94	0.26
1:A:299:HIS:NE2	1:E:304:GLU:O[6_655]	1.95	0.25
1:A:299:HIS:CG	1:E:304:GLU:CD[6_655]	1.95	0.25
1:B:299:HIS:ND1	1:F:329:ARG:NH2[6_665]	1.97	0.23
1:B:279:GLU:CD	1:F:330:ARG:C[6_665]	1.97	0.23
1:B:299:HIS:CB	1:F:304:GLU:OE1[6_665]	2.02	0.18
1:A:296:GLY:C	1:E:329:ARG:NH2[6_655]	2.05	0.15
1:A:279:GLU:CD	1:E:330:ARG:NE[6_655]	2.05	0.15
1:B:279:GLU:OE1	1:F:330:ARG:CA[6_665]	2.08	0.12
1:A:295:GLU:O	1:E:329:ARG:CD[6_655]	2.10	0.10
1:B:299:HIS:NE2	1:F:330:ARG:CD[6_665]	2.11	0.09
1:A:329:ARG:O	1:E:279:GLU:OE1[3_564]	2.12	0.08
1:C:205:ILE:CD1	1:D:243:ARG:NH2[4_455]	2.12	0.08
1:B:279:GLU:OE1	1:F:330:ARG:O[6_665]	2.12	0.08
1:A:299:HIS:CE1	1:E:304:GLU:OE1[6_655]	2.13	0.07
1:B:243:ARG:NH2	1:F:386:GLU:OE1[6_665]	2.15	0.05
1:B:242:SER:O	1:F:389:ASN:OD1[6_665]	2.15	0.05
1:B:279:GLU:CD	1:F:330:ARG:CA[6_665]	2.17	0.03
1:A:295:GLU:O	1:E:329:ARG:NE[6_655]	2.18	0.02
1:B:299:HIS:CE1	1:F:330:ARG:CD[6_665]	2.18	0.02
1:A:299:HIS:CB	1:E:304:GLU:CD[6_655]	2.19	0.01

## 5.3 Torsion angles

### 5.3.1 Protein backbone

In the following table, the Percentiles column shows the percent Ramachandran outliers of the chain as a percentile score with respect to all X-ray entries followed by that with respect to entries of similar resolution.

The Analysed column shows the number of residues for which the backbone conformation was analysed, and the total number of residues.

Mol	Chain	Analysed	Favoured	Allowed	Outliers	Percentiles	
1	A	407/415 (98%)	365 (90%)	39 (10%)	3 (1%)	26	65
1	B	407/415 (98%)	366 (90%)	37 (9%)	4 (1%)	19	58
1	C	407/415 (98%)	369 (91%)	35 (9%)	3 (1%)	26	65
1	D	407/415 (98%)	370 (91%)	33 (8%)	4 (1%)	19	58
1	E	407/415 (98%)	373 (92%)	32 (8%)	2 (0%)	34	72
1	F	407/415 (98%)	366 (90%)	37 (9%)	4 (1%)	19	58
All	All	2442/2490 (98%)	2209 (90%)	213 (9%)	20 (1%)	24	63

All (20) Ramachandran outliers are listed below:

Mol	Chain	Res	Type
1	D	178	LEU
1	A	178	LEU
1	A	303	ALA
1	B	178	LEU
1	B	303	ALA
1	C	178	LEU
1	D	303	ALA
1	E	178	LEU
1	E	303	ALA
1	F	178	LEU
1	F	303	ALA
1	B	187	ALA
1	C	187	ALA
1	C	303	ALA
1	D	187	ALA
1	A	187	ALA
1	F	187	ALA
1	B	254	VAL
1	F	254	VAL
1	D	254	VAL

### 5.3.2 Protein sidechains ⓘ

In the following table, the Percentiles column shows the percent sidechain outliers of the chain as a percentile score with respect to all X-ray entries followed by that with respect to entries of similar resolution.

The Analysed column shows the number of residues for which the sidechain conformation was analysed, and the total number of residues.

Mol	Chain	Analysed	Rotameric	Outliers	Percentiles	
1	A	333/339 (98%)	303 (91%)	30 (9%)	12	41
1	B	333/339 (98%)	303 (91%)	30 (9%)	12	41
1	C	333/339 (98%)	301 (90%)	32 (10%)	10	37
1	D	333/339 (98%)	303 (91%)	30 (9%)	12	41
1	E	333/339 (98%)	305 (92%)	28 (8%)	14	46
1	F	333/339 (98%)	304 (91%)	29 (9%)	13	44
All	All	1998/2034 (98%)	1819 (91%)	179 (9%)	12	41

All (179) residues with a non-rotameric sidechain are listed below:

Mol	Chain	Res	Type
1	A	4	SER
1	A	49	HIS
1	A	78	THR
1	A	98	LEU
1	A	108	ARG
1	A	166	THR
1	A	168	LEU
1	A	181	SER
1	A	193	LYS
1	A	217	PHE
1	A	242	SER
1	A	254	VAL
1	A	261	LYS
1	A	267	VAL
1	A	269	THR
1	A	272	LYS
1	A	274	GLU
1	A	277	THR
1	A	283	GLU
1	A	306	ILE
1	A	320	THR
1	A	322	GLU

*Continued on next page...*

*Continued from previous page...*

Mol	Chain	Res	Type
1	A	324	ASP
1	A	337	ASP
1	A	348	SER
1	A	356	LEU
1	A	358	SER
1	A	367	ARG
1	A	408	THR
1	A	411	ARG
1	B	49	HIS
1	B	78	THR
1	B	108	ARG
1	B	123	SER
1	B	150	ASP
1	B	166	THR
1	B	168	LEU
1	B	181	SER
1	B	193	LYS
1	B	217	PHE
1	B	235	LYS
1	B	254	VAL
1	B	261	LYS
1	B	267	VAL
1	B	269	THR
1	B	272	LYS
1	B	274	GLU
1	B	283	GLU
1	B	305	ARG
1	B	320	THR
1	B	322	GLU
1	B	329	ARG
1	B	348	SER
1	B	356	LEU
1	B	358	SER
1	B	367	ARG
1	B	374	MET
1	B	394	THR
1	B	408	THR
1	B	411	ARG
1	C	28	GLU
1	C	57	ARG
1	C	78	THR
1	C	98	LEU

*Continued on next page...*

*Continued from previous page...*

Mol	Chain	Res	Type
1	C	108	ARG
1	C	115	SER
1	C	127	PHE
1	C	130	ILE
1	C	150	ASP
1	C	166	THR
1	C	181	SER
1	C	193	LYS
1	C	217	PHE
1	C	242	SER
1	C	254	VAL
1	C	259	ARG
1	C	261	LYS
1	C	269	THR
1	C	272	LYS
1	C	274	GLU
1	C	283	GLU
1	C	324	ASP
1	C	337	ASP
1	C	348	SER
1	C	354	GLN
1	C	356	LEU
1	C	358	SER
1	C	362	ASP
1	C	367	ARG
1	C	394	THR
1	C	408	THR
1	C	411	ARG
1	D	28	GLU
1	D	78	THR
1	D	108	ARG
1	D	115	SER
1	D	122	LEU
1	D	123	SER
1	D	127	PHE
1	D	150	ASP
1	D	166	THR
1	D	181	SER
1	D	193	LYS
1	D	217	PHE
1	D	242	SER
1	D	261	LYS

*Continued on next page...*

*Continued from previous page...*

Mol	Chain	Res	Type
1	D	267	VAL
1	D	269	THR
1	D	272	LYS
1	D	274	GLU
1	D	283	GLU
1	D	320	THR
1	D	322	GLU
1	D	324	ASP
1	D	337	ASP
1	D	348	SER
1	D	356	LEU
1	D	358	SER
1	D	367	ARG
1	D	373	MET
1	D	408	THR
1	D	411	ARG
1	E	57	ARG
1	E	78	THR
1	E	108	ARG
1	E	150	ASP
1	E	166	THR
1	E	181	SER
1	E	193	LYS
1	E	209	LYS
1	E	217	PHE
1	E	254	VAL
1	E	261	LYS
1	E	267	VAL
1	E	269	THR
1	E	272	LYS
1	E	274	GLU
1	E	277	THR
1	E	283	GLU
1	E	320	THR
1	E	322	GLU
1	E	329	ARG
1	E	337	ASP
1	E	348	SER
1	E	356	LEU
1	E	374	MET
1	E	385	LYS
1	E	394	THR

*Continued on next page...*



*Continued from previous page...*

Mol	Chain	Res	Type
1	E	408	THR
1	E	411	ARG
1	F	4	SER
1	F	28	GLU
1	F	39	VAL
1	F	78	THR
1	F	108	ARG
1	F	115	SER
1	F	123	SER
1	F	127	PHE
1	F	166	THR
1	F	181	SER
1	F	193	LYS
1	F	217	PHE
1	F	254	VAL
1	F	261	LYS
1	F	267	VAL
1	F	269	THR
1	F	272	LYS
1	F	283	GLU
1	F	320	THR
1	F	322	GLU
1	F	324	ASP
1	F	337	ASP
1	F	338	ILE
1	F	348	SER
1	F	356	LEU
1	F	358	SER
1	F	394	THR
1	F	399	LEU
1	F	411	ARG

Some sidechains can be flipped to improve hydrogen bonding and reduce clashes. All (17) such sidechains are listed below:

Mol	Chain	Res	Type
1	A	61	ASN
1	B	59	GLN
1	B	61	ASN
1	B	165	HIS
1	C	61	ASN
1	C	131	GLN
1	C	357	GLN

*Continued on next page...*

*Continued from previous page...*

Mol	Chain	Res	Type
1	C	365	GLN
1	D	61	ASN
1	D	230	GLN
1	D	357	GLN
1	E	61	ASN
1	E	162	ASN
1	E	215	GLN
1	E	357	GLN
1	F	61	ASN
1	F	357	GLN

### 5.3.3 RNA [i](#)

There are no RNA molecules in this entry.

## 5.4 Non-standard residues in protein, DNA, RNA chains [i](#)

There are no non-standard protein/DNA/RNA residues in this entry.

## 5.5 Carbohydrates [i](#)

There are no carbohydrates in this entry.

## 5.6 Ligand geometry [i](#)

There are no ligands in this entry.

## 5.7 Other polymers [i](#)

There are no such residues in this entry.

## 5.8 Polymer linkage issues [i](#)

There are no chain breaks in this entry.

## 6 Fit of model and data [i](#)

### 6.1 Protein, DNA and RNA chains [i](#)

EDS was not executed - this section will therefore be empty.

### 6.2 Non-standard residues in protein, DNA, RNA chains [i](#)

EDS was not executed - this section will therefore be empty.

### 6.3 Carbohydrates [i](#)

EDS was not executed - this section will therefore be empty.

### 6.4 Ligands [i](#)

EDS was not executed - this section will therefore be empty.

### 6.5 Other polymers [i](#)

EDS was not executed - this section will therefore be empty.