



wwPDB EM Map/Model Validation Report ⓘ

Apr 10, 2016 – 01:57 PM BST

PDB ID : 4BOO
EMDB ID: : EMD-2381
Title : The structure and super-organization of acetylcholine receptor-rapsyn complexes class C
Authors : Zuber, B.; Unwin, N.
Deposited on : 2013-05-21
Resolution : 42.00 Å(reported)
Based on PDB ID : 2BG9

This is a wwPDB EM Map/Model Validation Report for a publicly released PDB/EMDB entry.
For rigid body fitted models, validation errors reported here could stem from errors in the original structure(s) used in the fitting.

We welcome your comments at validation@mail.wwpdb.org

A user guide is available at

<http://wwpdb.org/validation/2016/EMValidationReportHelp>

MolProbity : 4.02b-467
Mogul : unknown
Percentile statistics : 20151230.v01 (using entries in the PDB archive December 30th 2015)
Ideal geometry (proteins) : Engh & Huber (2001)
Ideal geometry (DNA, RNA) : Parkinson et. al. (1996)
Validation Pipeline (wwPDB-VP) : trunk27241

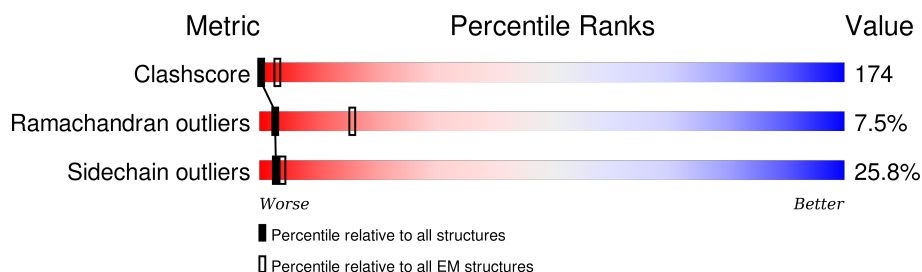
1 Overall quality at a glance

The following experimental techniques were used to determine the structure:

ELECTRON MICROSCOPY

The reported resolution of this entry is 42.00 Å.

Percentile scores (ranging between 0-100) for global validation metrics of the entry are shown in the following graphic. The table shows the number of entries on which the scores are based.



Metric	Whole archive (#Entries)	EM structures (#Entries)
Clashscore	114402	924
Ramachandran outliers	111179	726
Sidechain outliers	111093	686

The table below summarises the geometric issues observed across the polymeric chains. The red, orange, yellow and green segments on the bar indicate the fraction of residues that contain outliers for ≥ 3 , 2, 1 and 0 types of geometric quality criteria. A grey segment represents the fraction of residues that are not modelled. The numeric value for each fraction is indicated below the corresponding segment, with a dot representing fractions $\leq 5\%$.

Mol	Chain	Length	Quality of chain
1	A	461	6% 50% 20% . 20%
1	D	461	7% 51% 21% . 20%
2	B	493	5% 50% 19% . 25%
3	C	522	7% 44% 19% . 29%
4	E	505	6% 46% 18% . 27%

2 Entry composition

There are 4 unique types of molecules in this entry. The entry contains 14924 atoms, of which 0 are hydrogens and 0 are deuteriums.

In the tables below, the AltConf column contains the number of residues with at least one atom in alternate conformation and the Trace column contains the number of residues modelled with at most 2 atoms.

- Molecule 1 is a protein called ACETYLCHOLINE RECEPTOR SUBUNIT ALPHA.

Mol	Chain	Residues	Atoms					AltConf	Trace
1	A	370	Total	C	N	O	S	0	0
			2991	1954	478	540	19		
1	D	370	Total	C	N	O	S	0	0
			2991	1954	478	540	19		

- Molecule 2 is a protein called ACETYLCHOLINE RECEPTOR BETA SUBUNIT.

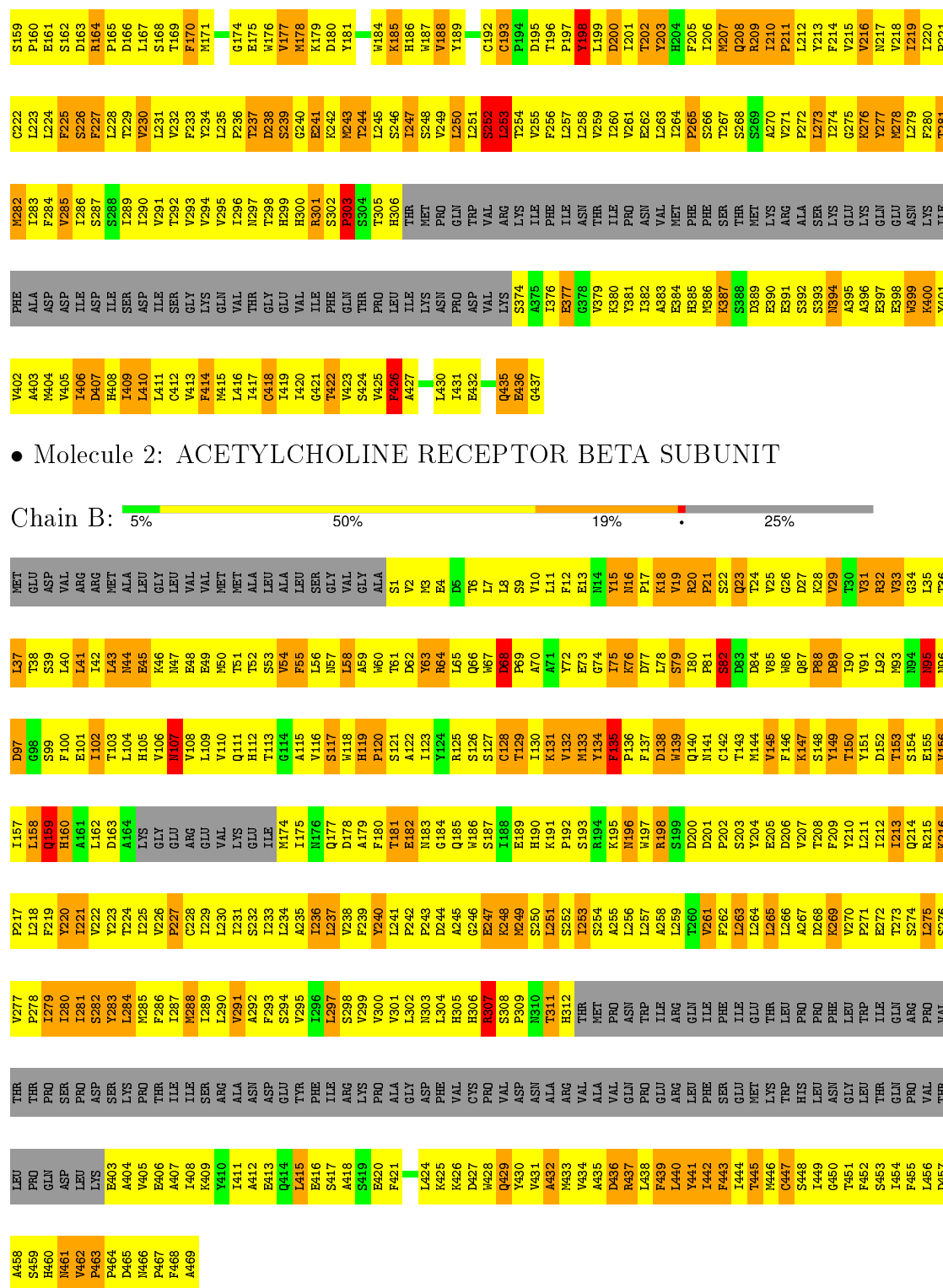
Mol	Chain	Residues	Atoms					AltConf	Trace
2	B	370	Total	C	N	O	S	0	0
			2972	1938	465	554	15		

- Molecule 3 is a protein called ACETYLCHOLINE RECEPTOR DELTA SUBUNIT.

Mol	Chain	Residues	Atoms					AltConf	Trace
3	C	370	Total	C	N	O	S	0	1
			2983	1944	489	536	14		

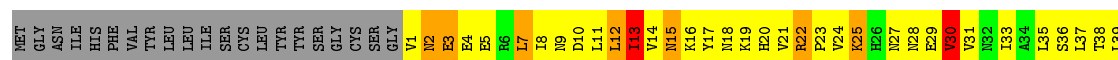
- Molecule 4 is a protein called ACETYLCHOLINE RECEPTOR GAMMA SUBUNIT.

Mol	Chain	Residues	Atoms					AltConf	Trace
4	E	371	Total	C	N	O	S	0	1
			2987	1948	478	551	10		



• Molecule 3: ACETYLCHOLINE RECEPTOR DELTA SUBUNIT

Chain C: 7% 44% 19% 29%





ASP	LEU	GLU	K284	N224	G184	Y104	E44	NET
LEU	LYS	LYS	K285	I225	GLU	A105	K45	VAL
ALA	PRO	PRO	I286	I226	VAL	M106	E46	LEU
ASN	GLN	GLN	I287	A227	VAL	L107	E47	THR
PHE	PRO	ARG	I288	P228	GLU	L108	A48	LEU
ALA	ARG	ALA	I289	C229	TRP	V109	L49	LEU
PRO	ARG	ARG	K290	V230	ILE	Y110	T50	LEU
GLU	ARG	ARG	F291	I231	HIS	M111	T51	ILE
ILE	SER	SER	V292	I232	I172	D112	M52	ILE
LYS	SER	SER	S293	S233	D173	G113	V53	CYS
PHE	PHE	PHE	I294	S234	P174	M114	M54	LEU
C415	GLY	GLY	V295	L235	E175	M115	I55	ALA
V416	ILE	ILE	I296	V236	D176	Y116	E56	LEU
E417	MET	MET	V297	L237	F177	M117	I57	GLU
A418	LYS	LYS	T298	L238	I178	L118	Q58	VAL
C419	LYS	LYS	N299	V239	E179	P119	M59	ARG
F420	ALA	ALA	C300	Y240	M180	P120	N60	SER
F421	GLU	GLU	V301	F241	G181	A121	D61	VAL
I422	GLU	GLU	I302	L242	E182	I122	Y62	THR
A423	TYR	TYR	V303	P243	M183	Y123	R63	GLU
K424	ILE	ILE	I304	A244	I184	L124	L64	ARG
S425	LEU	LEU	N305	Q245	I185	S125	S65	LYS
	LYS	LYS	V306	A246	E186	T126	M66	LEU
Q429	LYS	LYS	S307	G247	I187	C127	M67	THR
M430	PRO	PRO	L308	G248	M188	P128	T68	LEU
D431	ARG	ARG	K309	Q249	P189	I129	S69	ARG
S432	SER	SER	T310	K250	A190	M130	E70	L10
G433	GLU	GLU	P311	C251	K191	V131	Y71	L11
S434	LEU	LEU	N312	T252	K192	T132	E72	G12
E435	MET	MET	T313	L253	M193	Y133	G73	D13
M436	PHE	PHE	H314	S254	Y194	P134	I74	Y14
E437	GLU	GLU	SER	I255	M195	P135	D75	D15
N438	GLU	GLU	LEU	V256	E196	F136	L76	K16
W439	GLN	GLN	SER	V257	Q197	D137	V77	R17
V440	LYS	LYS	GLU	L258	L198	M138	R78	T18
L441	ASP	ASP	LYS	L259	T199	Q139	I79	K19
I442	ARG	ARG	ILE	A260	K200	M140	P80	F20
G443	HIS	HIS	LYS	Q261	D201	C141	S81	A21
K444	GLY	GLY	HIS	T262	D202	S142	E82	K22
V445	LEU	LEU	LEU	L263	K203	L143	L83	T23
L446	LYS	LYS	PHE	F264	D204	V144	L84	L24
D447	ARG	ARG	LEU	L265	F205	F145	M85	K25
K448	VAL	VAL	GLU	F266	Q206	R146	L86	K26
A449	ASN	ASN	PHE	L267	E207	S147	P87	V27
C450	LYS	LYS	LEU	L268	I208	Q148	D88	T28
F451	MET	MET	PRO	A269	I209	T149	V89	D29
W452	THR	THR	LYS	Q270	F210	Y150	V90	V30
L453	SER	SER	TYR	K271	F211	M151	L91	T31
ASP	ASP	ASP	LEU	V272	L212	A152	E92	L32
L455	ILE	ILE	GLY	T273	T213	H153	N93	K33
L456	ASP	ASP	MET	E274	L214	E154	N94	L34
	ILE	ILE	HIS	T275	Q215	V155	V95	T35
L457	GLY	GLY	LEU	S276	R216	M156	D96	L36
			GLU	L277	K217	L157	G97	T37
L460	THR	THR	PRO	M278	F218	Q158	Q98	N38
T461	VAL	VAL	SER	V279	L219	L159	F99	L39
L463	ASP	ASP	GLU	Q280	F220	S160	E100	I40
A464	LEU	LEU	GLU	L281	Y221	A161	V101	S41
L465	TYR	TYR	THR	T282	I222	E162	A1	

G469	H470	L471	M472	O473	Q474	P475	R476	S477	PRO	PHE	PRO	GLY	ASP	PRO	ARG	LYS	TYR	VAL	PRO
------	------	------	------	------	------	------	------	------	-----	-----	-----	-----	-----	-----	-----	-----	-----	-----	-----

4 Experimental information

Property	Value	Source
Reconstruction method	TOMOGRAPHY	Depositor
Imposed symmetry	POINT, Not provided	Depositor
Number of images	Not provided	Depositor
Resolution determination method	Not provided	Depositor
CTF correction method	Not provided	Depositor
Microscope	FEI TECNAI F30	Depositor
Voltage (kV)	300	Depositor
Electron dose ($e^-/\text{\AA}^2$)	50	Depositor
Minimum defocus (nm)	3000	Depositor
Maximum defocus (nm)	6000	Depositor
Magnification	69000	Depositor
Image detector	GATAN US4000	Depositor

5 Model quality

5.1 Standard geometry

The Z score for a bond length (or angle) is the number of standard deviations the observed value is removed from the expected value. A bond length (or angle) with $|Z| > 5$ is considered an outlier worth inspection. RMSZ is the root-mean-square of all Z scores of the bond lengths (or angles).

Mol	Chain	Bond lengths		Bond angles	
		RMSZ	# $ Z > 2$	RMSZ	# $ Z > 2$
1	A	0.72	3/3069 (0.1%)	1.03	10/4186 (0.2%)
1	D	0.74	2/3069 (0.1%)	1.01	6/4186 (0.1%)
2	B	0.76	2/3048 (0.1%)	0.99	4/4162 (0.1%)
3	C	0.74	2/3059 (0.1%)	1.03	9/4175 (0.2%)
4	E	0.74	6/3057 (0.2%)	1.01	9/4174 (0.2%)
All	All	0.74	15/15302 (0.1%)	1.01	38/20883 (0.2%)

Chiral center outliers are detected by calculating the chiral volume of a chiral center and verifying if the center is modelled as a planar moiety or with the opposite hand. A planarity outlier is detected by checking planarity of atoms in a peptide group, atoms in a mainchain group or atoms of a sidechain that are expected to be planar.

Mol	Chain	#Chirality outliers	#Planarity outliers
1	D	0	2
3	C	0	2
All	All	0	4

All (15) bond length outliers are listed below:

Mol	Chain	Res	Type	Atoms	Z	Observed(Å)	Ideal(Å)
2	B	129	THR	C-N	-8.38	1.14	1.34
1	A	118	TRP	CB-CG	7.89	1.64	1.50
1	D	208	GLN	C-N	7.59	1.51	1.34
4	E	8	GLU	CB-CG	6.55	1.64	1.52
3	C	265	LEU	C-N	6.17	1.48	1.34
3	C	130	CYS	C-N	6.06	1.45	1.34
1	A	222	CYS	CB-SG	-5.86	1.72	1.81
4	E	8	GLU	CG-CD	5.62	1.60	1.51
4	E	126	THR	C-N	-5.30	1.21	1.34
4	E	311	PRO	N-CD	5.29	1.55	1.47
4	E	306	VAL	C-N	-5.24	1.22	1.34
2	B	159	GLN	C-N	5.14	1.45	1.34
1	D	140	GLN	C-N	-5.08	1.22	1.34

Continued on next page...

Continued from previous page...

Mol	Chain	Res	Type	Atoms	Z	Observed(Å)	Ideal(Å)
4	E	134	PHE	C-N	5.07	1.43	1.34
1	A	122	ALA	C-N	-5.03	1.22	1.34

All (38) bond angle outliers are listed below:

Mol	Chain	Res	Type	Atoms	Z	Observed(°)	Ideal(°)
3	C	266	ALA	N-CA-CB	10.40	124.66	110.10
4	E	198	LEU	CA-CB-CG	7.18	131.82	115.30
3	C	315	ARG	NE-CZ-NH2	7.15	123.87	120.30
1	A	209	ARG	NE-CZ-NH2	7.02	123.81	120.30
4	E	263	ILE	CG1-CB-CG2	-6.65	96.77	111.40
3	C	92	ILE	O-C-N	6.45	133.02	122.70
1	D	209	ARG	NE-CZ-NH2	6.42	123.51	120.30
4	E	265	LEU	CA-CB-CG	6.33	129.86	115.30
3	C	190	TRP	O-C-N	6.25	132.70	122.70
1	A	253	LEU	CA-CB-CG	6.05	129.22	115.30
1	D	253	LEU	CA-CB-CG	6.05	129.21	115.30
1	A	149	TRP	CA-CB-CG	5.99	125.09	113.70
2	B	159	GLN	O-C-N	5.88	132.10	122.70
4	E	203	ILE	N-CA-C	-5.82	95.28	111.00
4	E	443	GLY	N-CA-C	5.79	127.59	113.10
2	B	44	ASN	N-CA-C	-5.73	95.53	111.00
3	C	67	LEU	CA-CB-CG	5.71	128.43	115.30
1	D	178	MET	CG-SD-CE	5.65	109.25	100.20
3	C	281	THR	O-C-N	5.63	131.71	122.70
4	E	238	LEU	N-CA-C	-5.53	96.08	111.00
1	D	410	LEU	CA-CB-CG	5.47	127.89	115.30
1	D	128	CYS	CA-CB-SG	5.44	123.80	114.00
2	B	297	LEU	CA-CB-CG	-5.44	102.79	115.30
1	A	301	ARG	N-CA-C	5.43	125.68	111.00
1	A	257	LEU	CB-CG-CD1	-5.42	101.79	111.00
4	E	141	CYS	CA-CB-SG	5.34	123.62	114.00
3	C	151	LEU	CA-CB-CG	5.29	127.46	115.30
1	D	102	ILE	CG1-CB-CG2	-5.28	99.80	111.40
1	A	92	LEU	CA-CB-CG	5.23	127.33	115.30
2	B	441	TYR	N-CA-C	-5.16	97.06	111.00
1	A	108	LEU	CA-CB-CG	5.13	127.10	115.30
4	E	308	LEU	CA-CB-CG	5.12	127.08	115.30
1	A	228	LEU	CA-CB-CG	5.10	127.04	115.30
3	C	190	TRP	CA-C-N	-5.10	105.97	117.20
3	C	222	ARG	NE-CZ-NH1	5.10	122.85	120.30
1	A	411	LEU	CA-CB-CG	5.08	126.99	115.30

Continued on next page...

Continued from previous page...

Mol	Chain	Res	Type	Atoms	Z	Observed(°)	Ideal(°)
1	A	130	ILE	N-CA-C	-5.02	97.44	111.00
4	E	134	PHE	C-N-CD	5.02	138.94	128.40

There are no chirality outliers.

All (4) planarity outliers are listed below:

Mol	Chain	Res	Type	Group
3	C	63	TYR	Sidechain
3	C	74	TYR	Sidechain
1	D	277	TYR	Sidechain
1	D	72	TYR	Sidechain

5.2 Too-close contacts

In the following table, the Non-H and H(model) columns list the number of non-hydrogen atoms and hydrogen atoms in the chain respectively. The H(added) column lists the number of hydrogen atoms added and optimized by MolProbity. The Clashes column lists the number of clashes within the asymmetric unit, whereas Symm-Clashes lists symmetry related clashes.

Mol	Chain	Non-H	H(model)	H(added)	Clashes	Symm-Clashes
1	A	2991	0	3005	1078	0
1	D	2991	0	3006	1061	0
2	B	2972	0	2953	1087	0
3	C	2983	0	2987	1149	0
4	E	2987	0	2994	1084	0
All	All	14924	0	14945	5193	0

The all-atom clashscore is defined as the number of clashes found per 1000 atoms (including hydrogen atoms). The all-atom clashscore for this structure is 174.

All (5193) close contacts within the same asymmetric unit are listed below, sorted by their clash magnitude.

Atom-1	Atom-2	Interatomic distance (Å)	Clash overlap (Å)
4:E:183:TRP:CB	4:E:216:ARG:HG2	1.33	1.50
1:A:167:LEU:HD12	1:A:178:MET:CB	1.43	1.48
2:B:134:TYR:CE1	2:B:213:ILE:HG13	1.44	1.47
1:A:167:LEU:CD1	1:A:178:MET:HB2	1.46	1.45
3:C:316:THR:CG2	3:C:317:PRO:HD2	1.53	1.39
3:C:316:THR:CG2	3:C:447:ASN:HB3	1.53	1.37

Continued on next page...

Continued from previous page...

Atom-1	Atom-2	Interatomic distance (Å)	Clash overlap (Å)
3:C:148:PHE:HB2	3:C:215:VAL:CG2	1.56	1.35
1:D:261:VAL:O	1:D:265:PRO:HD2	1.22	1.35
4:E:284:LYS:N	4:E:284:LYS:HE3	1.47	1.29
3:C:162:LEU:HD11	3:C:217:PHE:CE1	1.68	1.29
4:E:135:PRO:HG2	4:E:137:ASP:O	1.32	1.26
4:E:183:TRP:HB3	4:E:216:ARG:CG	1.64	1.26
2:B:141:ASN:ND2	2:B:212:ILE:HG12	1.48	1.26
1:D:45:GLU:HG2	1:D:272:PRO:CG	1.63	1.25
4:E:44:GLU:HG3	4:E:129:ILE:CG1	1.68	1.24
2:B:47:ASN:O	2:B:48:GLU:HG2	1.36	1.22
1:A:251:LEU:HD22	4:E:260:ALA:CB	1.70	1.22
4:E:182:GLU:HB2	4:E:216:ARG:NH2	1.55	1.22
1:D:35:LEU:CD1	1:D:54:VAL:HG11	1.70	1.21
3:C:447:ASN:O	3:C:449:VAL:HG23	1.38	1.21
1:D:64:ARG:HA	1:D:66:ARG:NH1	1.55	1.20
3:C:189:GLU:O	3:C:223:ARG:HG3	1.40	1.19
2:B:425:LYS:HA	2:B:428:TRP:CD1	1.78	1.19
2:B:258:ALA:CB	3:C:265:LEU:HD22	1.72	1.18
3:C:93:VAL:HG11	3:C:151:LEU:HD13	1.25	1.18
3:C:97:ASN:ND2	3:C:146:LEU:HG	1.59	1.17
4:E:132:THR:O	4:E:135:PRO:HD3	1.43	1.17
4:E:195:ASN:H	4:E:204:ASP:HB3	1.06	1.17
1:A:187:TRP:CZ2	1:A:196:THR:HG23	1.80	1.17
4:E:241:PHE:HA	4:E:450:CYS:SG	1.84	1.17
1:D:135:PHE:HB2	1:D:209:ARG:HB3	1.24	1.17
1:D:102:ILE:HG13	4:E:98:GLN:NE2	1.59	1.17
3:C:311:ASN:O	3:C:315:ARG:HB3	1.45	1.16
1:D:255:VAL:O	1:D:259:VAL:HG23	1.41	1.16
4:E:249:GLN:NE2	4:E:250:LYS:HE3	1.61	1.16
1:A:134:HIS:C	1:A:136:PRO:HD2	1.64	1.16
4:E:311:PRO:HD2	4:E:440:VAL:HG13	1.24	1.16
1:A:57:ARG:HA	1:A:119:THR:HG22	1.20	1.16
1:A:137:PHE:O	1:A:435:GLN:HG3	1.44	1.15
4:E:59:TRP:C	4:E:60:ASN:HD22	1.49	1.15
1:D:92:LEU:HB3	1:D:95:ASN:HB2	1.22	1.15
1:A:130:ILE:HD13	1:A:131:ILE:N	1.60	1.15
4:E:44:GLU:CG	4:E:129:ILE:HB	1.74	1.15
4:E:47:GLU:HA	4:E:129:ILE:HD11	1.24	1.14
1:A:41:ILE:HD11	1:A:51:GLU:OE1	1.43	1.14
4:E:236:VAL:HA	4:E:239:VAL:CG2	1.77	1.14
3:C:445:ASN:HA	3:C:448:LEU:HG	1.22	1.14

Continued on next page...

Continued from previous page...

Atom-1	Atom-2	Interatomic distance (Å)	Clash overlap (Å)
1:D:43:VAL:HG13	1:D:49:ILE:O	1.48	1.14
3:C:316:THR:HG21	3:C:447:ASN:HB3	1.16	1.13
1:A:107:LYS:CE	2:B:150:THR:HG22	1.77	1.13
2:B:216:LYS:HE3	2:B:216:LYS:H	1.06	1.13
4:E:262:THR:OG1	4:E:265:LEU:HD12	1.49	1.13
2:B:279:ILE:HG22	2:B:280:ILE:H	0.97	1.12
4:E:172:ILE:HG13	4:E:174:PRO:HD2	1.30	1.12
2:B:230:LEU:HA	2:B:233:ILE:HG13	1.19	1.12
4:E:44:GLU:HG3	4:E:129:ILE:CB	1.78	1.12
2:B:134:TYR:CE1	2:B:213:ILE:CG1	2.33	1.12
4:E:107:VAL:HG13	4:E:117:TRP:HB2	1.25	1.12
2:B:95:ASN:HB3	2:B:126:SER:HB2	1.27	1.12
1:D:250:LEU:HD13	1:D:296:ILE:HD13	1.31	1.12
4:E:249:GLN:HE22	4:E:250:LYS:HE3	1.01	1.12
2:B:189:GLU:HG3	2:B:468:PHE:HB3	1.28	1.11
4:E:265:LEU:HD21	4:E:296:ILE:HD11	1.18	1.11
1:A:38:ILE:O	1:A:39:GLN:HG3	1.50	1.11
3:C:230:ILE:HG13	3:C:231:ASN:HD22	1.15	1.11
1:D:145:LYS:CG	1:D:202:THR:HG23	1.78	1.11
4:E:135:PRO:HB2	4:E:137:ASP:OD1	1.49	1.11
2:B:406:GLU:HA	2:B:409:LYS:HD2	1.30	1.11
4:E:183:TRP:CB	4:E:216:ARG:CG	2.21	1.11
1:A:251:LEU:HD13	4:E:260:ALA:HB2	1.30	1.11
2:B:306:HIS:HA	2:B:312:HIS:O	1.50	1.11
2:B:258:ALA:HB2	3:C:265:LEU:HD13	1.31	1.11
3:C:142:GLN:HG3	3:C:143:ASN:H	0.95	1.10
2:B:160:HIS:NE2	2:B:207:VAL:HG11	1.66	1.10
3:C:309:VAL:O	3:C:313:HIS:HB3	1.48	1.10
1:D:35:LEU:HD23	1:D:164:ARG:HH12	1.09	1.10
1:D:296:ILE:HA	1:D:299:HIS:HB2	1.32	1.10
1:A:107:LYS:HE3	2:B:150:THR:O	1.52	1.10
1:A:118:TRP:CD1	1:A:120:PRO:HD3	1.85	1.10
2:B:46:LYS:CB	2:B:278:PRO:HD2	1.81	1.10
1:A:130:ILE:HD13	1:A:131:ILE:H	0.97	1.10
1:A:148:ILE:HD11	1:A:156:VAL:HG13	1.31	1.10
1:A:145:LYS:HG3	1:A:202:THR:HG22	1.27	1.10
2:B:248:LYS:HD3	2:B:252:SER:HB3	1.11	1.10
1:A:296:ILE:HA	1:A:299:HIS:HB2	1.28	1.09
4:E:44:GLU:HA	4:E:129:ILE:CD1	1.82	1.09
1:D:17:LYS:HG2	1:D:84:ASP:HA	1.26	1.09
1:D:167:LEU:HD11	1:D:178:MET:HB3	1.21	1.09

Continued on next page...

Continued from previous page...

Atom-1	Atom-2	Interatomic distance (Å)	Clash overlap (Å)
2:B:153:THR:HB	2:B:204:TYR:HB2	1.18	1.09
1:A:235:LEU:HD11	1:A:242:LYS:HE3	1.23	1.09
3:C:273:LEU:HA	3:C:276:GLN:HG2	1.17	1.09
4:E:183:TRP:HB2	4:E:216:ARG:HG2	1.28	1.09
3:C:77:ILE:CD1	3:C:80:LEU:HD13	1.82	1.09
4:E:91:LEU:HD13	4:E:145:PHE:HB3	1.20	1.09
1:D:45:GLU:HG2	1:D:272:PRO:HG2	1.25	1.09
2:B:46:LYS:HB2	2:B:278:PRO:HD2	1.16	1.09
1:A:20:ARG:HH11	1:A:20:ARG:CG	1.65	1.09
3:C:316:THR:HG22	3:C:317:PRO:HD2	1.10	1.08
4:E:236:VAL:CA	4:E:239:VAL:HG23	1.82	1.08
1:D:20:ARG:HH11	1:D:20:ARG:CG	1.66	1.08
2:B:409:LYS:HB3	3:C:426:THR:HG21	1.35	1.08
1:D:89:ASP:OD2	1:D:150:THR:HG22	1.53	1.08
1:A:87:LEU:H	1:A:87:LEU:HD22	1.13	1.08
2:B:223:TYR:O	2:B:227:PRO:HD3	1.50	1.08
3:C:162:LEU:HD11	3:C:217:PHE:HE1	1.02	1.08
4:E:20:PRO:HG2	4:E:28:ILE:HD12	1.35	1.08
3:C:190:TRP:CD1	3:C:221:ILE:HD12	1.88	1.08
4:E:242:LEU:HD11	4:E:253:LEU:HD21	1.35	1.08
1:A:165:PRO:HG2	1:A:168:SER:HB3	1.28	1.08
1:D:167:LEU:HD11	1:D:178:MET:CB	1.83	1.08
1:A:137:PHE:CE1	1:A:210:ILE:HD12	1.88	1.08
1:D:253:LEU:HD23	1:D:254:THR:N	1.68	1.08
1:D:35:LEU:CG	1:D:54:VAL:HG11	1.84	1.08
2:B:37:LEU:HD23	2:B:179:ALA:HB3	1.26	1.08
3:C:434:LYS:HD3	3:C:435:GLU:HG3	1.10	1.08
3:C:190:TRP:CB	3:C:223:ARG:HB2	1.84	1.07
3:C:154:ASN:HB3	3:C:211:ASN:HB3	1.36	1.07
3:C:159:SER:HA	3:C:213:GLN:HG3	1.34	1.07
1:A:38:ILE:CD1	1:A:55:ARG:HG3	1.84	1.07
3:C:227:PHE:O	3:C:230:ILE:HG12	1.54	1.07
2:B:92:LEU:H	2:B:96:ASN:HB2	1.19	1.07
2:B:134:TYR:HE1	2:B:213:ILE:CG1	1.67	1.07
2:B:134:TYR:H	2:B:279:ILE:HG12	1.17	1.07
3:C:246:ALA:O	3:C:250:PRO:HD3	1.55	1.07
1:D:145:LYS:C	1:D:146:LEU:HD12	1.74	1.07
2:B:272:GLU:HA	2:B:275:LEU:HG	1.34	1.07
3:C:251:ALA:CB	3:C:453:ILE:HD11	1.85	1.07
4:E:94:ASN:HD22	4:E:125:SER:HB2	1.17	1.07
3:C:60:HIS:CD2	3:C:92:ILE:HD13	1.89	1.06

Continued on next page...

Continued from previous page...

Atom-1	Atom-2	Interatomic distance (Å)	Clash overlap (Å)
4:E:271:LYS:HB2	4:E:271:LYS:HZ3	1.18	1.06
3:C:69:TRP:HB3	3:C:73:GLU:HB2	1.38	1.06
1:D:145:LYS:HG3	1:D:202:THR:CG2	1.84	1.06
4:E:236:VAL:HA	4:E:239:VAL:HG23	1.11	1.06
2:B:9:SER:HA	2:B:12:PHE:CE1	1.90	1.06
4:E:233:SER:O	4:E:237:VAL:HG23	1.54	1.06
2:B:269:LYS:HE3	2:B:270:VAL:CG2	1.86	1.05
4:E:189:PRO:HD2	4:E:211:PHE:HB2	1.08	1.05
4:E:75:ASP:HB3	4:E:110:TYR:CE1	1.92	1.05
1:D:65:LEU:HD23	1:D:110:LEU:HD22	1.35	1.05
2:B:37:LEU:HB3	2:B:179:ALA:HB3	1.37	1.05
4:E:183:TRP:HB3	4:E:216:ARG:HG2	1.05	1.05
1:A:38:ILE:HD11	1:A:55:ARG:CG	1.87	1.05
3:C:69:TRP:HZ2	3:C:112:VAL:HG11	1.12	1.05
3:C:130:CYS:SG	3:C:146:LEU:HD11	1.97	1.05
4:E:27:VAL:HG12	4:E:153:HIS:C	1.77	1.05
3:C:12:LEU:HD12	3:C:16:LYS:HG2	1.39	1.05
1:A:235:LEU:HA	2:B:306:HIS:CD2	1.91	1.04
1:D:137:PHE:HB3	1:D:435:GLN:CB	1.87	1.04
3:C:45:LEU:HD12	3:C:190:TRP:CE3	1.91	1.04
3:C:271:LEU:HD11	3:C:303:VAL:CG2	1.87	1.04
1:D:29:VAL:HG12	1:D:60:TRP:CD1	1.90	1.04
1:A:20:ARG:HH11	1:A:20:ARG:HG2	0.88	1.04
1:A:277:TYR:HA	1:A:280:PHE:CZ	1.92	1.03
1:A:89:ASP:OD2	1:A:150:THR:HG22	1.58	1.03
1:D:235:LEU:HD13	1:D:242:LYS:HE3	1.37	1.03
1:D:261:VAL:HA	1:D:264:ILE:HD12	1.08	1.03
1:D:379:VAL:HA	1:D:382:ILE:HG13	1.37	1.03
1:D:137:PHE:HB3	1:D:435:GLN:CG	1.87	1.03
1:A:63:VAL:O	1:A:66:ARG:HD2	1.56	1.03
2:B:443:PHE:O	2:B:447:CYS:SG	2.17	1.03
1:A:79:ARG:CD	1:A:107:LYS:HD2	1.88	1.03
3:C:318:SER:HB2	3:C:447:ASN:HD22	1.18	1.03
1:D:95:ASN:HD21	1:D:128:CYS:HB3	1.23	1.03
4:E:246:ALA:HB1	4:E:250:LYS:HG3	1.39	1.03
1:D:104:HIS:O	1:D:105:MET:SD	2.16	1.03
1:A:121:PRO:HB2	2:B:149:TYR:CZ	1.93	1.03
3:C:316:THR:HG23	3:C:317:PRO:HD2	1.40	1.03
2:B:20:ARG:HD3	2:B:20:ARG:H	1.21	1.03
3:C:316:THR:CG2	3:C:317:PRO:CD	2.37	1.03
1:D:216:VAL:O	1:D:220:ILE:HG13	1.57	1.03

Continued on next page...

Continued from previous page...

Atom-1	Atom-2	Interatomic distance (Å)	Clash overlap (Å)
4:E:19:LYS:HZ2	4:E:154:GLU:HB3	1.22	1.03
1:D:131:ILE:HG13	1:D:133:THR:H	1.17	1.03
4:E:56:GLU:HA	4:E:118:LEU:HG	1.41	1.03
2:B:438:LEU:HA	2:B:441:TYR:HB3	1.41	1.03
4:E:183:TRP:HB3	4:E:216:ARG:CD	1.87	1.02
3:C:241:PHE:O	3:C:245:LEU:HG	1.59	1.02
1:D:412:CYS:O	1:D:416:LEU:HD23	1.60	1.02
1:D:43:VAL:HG22	1:D:50:VAL:HA	1.37	1.02
2:B:56:LEU:CD2	2:B:103:THR:HG23	1.89	1.02
2:B:37:LEU:HA	2:B:54:VAL:HG12	1.06	1.02
3:C:13:ILE:HD13	3:C:82:LEU:HD11	1.40	1.02
1:D:187:TRP:CZ2	1:D:189:TYR:HB3	1.94	1.02
1:D:292:THR:HA	1:D:295:VAL:HG22	1.40	1.02
1:A:252:SER:O	1:A:256:PHE:CD1	2.12	1.02
4:E:67:ASN:N	4:E:67:ASN:HD22	1.53	1.02
1:A:244:THR:O	1:A:247:ILE:HG22	1.59	1.02
3:C:18:ASN:CB	3:C:21:VAL:HB	1.89	1.02
2:B:68:ASP:HB3	2:B:69:PRO:CD	1.90	1.02
1:D:104:HIS:C	1:D:105:MET:SD	2.38	1.02
4:E:470:HIS:NE2	4:E:474:VAL:HG23	1.74	1.02
2:B:23:GLN:N	2:B:23:GLN:HE21	1.56	1.02
2:B:238:VAL:HG13	2:B:248:LYS:NZ	1.75	1.02
3:C:87:ILE:HD12	3:C:110:VAL:HB	1.07	1.02
4:E:224:ASN:O	4:E:228:PRO:HG3	1.60	1.02
1:A:41:ILE:HD11	1:A:51:GLU:CD	1.81	1.01
3:C:307:GLY:HA2	3:C:310:LEU:HD23	1.38	1.01
1:D:38:ILE:HA	1:D:169:THR:HG21	1.36	1.01
1:D:20:ARG:HH11	1:D:20:ARG:HG2	0.87	1.01
3:C:37:LEU:HB2	3:C:217:PHE:CE2	1.94	1.01
4:E:149:THR:HG23	4:E:150:TYR:H	1.26	1.01
3:C:159:SER:HA	3:C:213:GLN:CG	1.89	1.01
2:B:37:LEU:HD23	2:B:179:ALA:CB	1.89	1.01
3:C:102:TYR:HD1	3:C:102:TYR:O	1.42	1.01
2:B:37:LEU:CD2	2:B:179:ALA:HB3	1.91	1.01
3:C:271:LEU:HD11	3:C:303:VAL:HG22	1.04	1.01
4:E:27:VAL:HG12	4:E:154:GLU:CA	1.91	1.01
4:E:470:HIS:NE2	4:E:474:VAL:CG2	2.24	1.01
4:E:182:GLU:CB	4:E:216:ARG:HH21	1.73	1.00
2:B:224:THR:C	2:B:227:PRO:HD2	1.81	1.00
3:C:266:ALA:O	3:C:270:PHE:CD1	2.14	1.00
1:D:263:LEU:O	1:D:267:THR:HG22	1.59	1.00

Continued on next page...

Continued from previous page...

Atom-1	Atom-2	Interatomic distance (Å)	Clash overlap (Å)
2:B:24:THR:HG22	2:B:25:VAL:H	1.27	1.00
2:B:248:LYS:CD	2:B:252:SER:HB3	1.90	1.00
4:E:152:ALA:HB3	4:E:204:ASP:O	1.61	1.00
4:E:28:ILE:HD11	4:E:60:ASN:O	1.61	1.00
3:C:312:PHE:CE1	3:C:456:LEU:HD13	1.96	1.00
4:E:44:GLU:HA	4:E:129:ILE:HD12	1.41	1.00
1:A:64:ARG:HA	1:A:66:ARG:HH11	1.22	1.00
1:A:274:ILE:HG12	1:A:277:TYR:CE1	1.96	1.00
2:B:131:LYS:HD3	2:B:132:VAL:H	1.27	1.00
2:B:92:LEU:H	2:B:96:ASN:CB	1.72	1.00
3:C:472:ILE:HA	3:C:475:MET:HB3	1.44	1.00
4:E:129:ILE:HG22	4:E:133:TYR:CD2	1.96	1.00
1:D:432:GLU:HG2	1:D:435:GLN:NE2	1.74	1.00
4:E:27:VAL:HG12	4:E:154:GLU:N	1.77	1.00
2:B:405:VAL:O	2:B:408:ILE:HG22	1.60	0.99
1:D:35:LEU:HG	1:D:54:VAL:HG11	1.41	0.99
1:D:170:PHE:HE2	1:D:176:TRP:NE1	1.59	0.99
4:E:211:PHE:C	4:E:212:LEU:HD12	1.83	0.99
1:D:106:THR:HG22	1:D:107:LYS:H	1.27	0.99
1:A:303:PRO:HB2	1:A:400:LYS:HD3	1.44	0.99
2:B:279:ILE:HG22	2:B:280:ILE:HD13	1.41	0.99
3:C:30:VAL:HG22	3:C:158:ILE:N	1.76	0.99
1:A:304:SER:HB2	1:A:397:GLU:HG2	1.40	0.99
2:B:216:LYS:HD2	2:B:216:LYS:O	1.61	0.99
2:B:279:ILE:HG22	2:B:280:ILE:N	1.74	0.99
1:A:251:LEU:HD22	4:E:260:ALA:HB1	1.42	0.99
2:B:56:LEU:HD22	2:B:103:THR:HG23	1.44	0.99
3:C:273:LEU:HA	3:C:276:GLN:CG	1.91	0.99
4:E:59:TRP:HH2	4:E:107:VAL:HG11	1.25	0.99
1:D:35:LEU:HD23	1:D:164:ARG:NH1	1.77	0.99
4:E:250:LYS:HA	4:E:253:LEU:HB3	1.44	0.99
2:B:130:ILE:HB	2:B:134:TYR:CD2	1.97	0.99
1:D:64:ARG:HA	1:D:66:ARG:HH11	1.16	0.99
1:D:160:PRO:HD3	1:D:185:LYS:HB3	1.42	0.99
1:A:419:ILE:O	1:A:423:VAL:HG23	1.61	0.99
3:C:271:LEU:CD1	3:C:303:VAL:HG22	1.92	0.99
4:E:90:VAL:HG22	4:E:95:VAL:HG11	1.44	0.99
1:A:261:VAL:O	1:A:265:PRO:HD3	1.63	0.99
2:B:409:LYS:HD3	3:C:426:THR:OG1	1.63	0.99
4:E:44:GLU:OE2	4:E:133:TYR:CD2	2.16	0.98
4:E:47:GLU:HG2	4:E:129:ILE:HG12	1.43	0.98

Continued on next page...

Continued from previous page...

Atom-1	Atom-2	Interatomic distance (Å)	Clash overlap (Å)
1:D:32:THR:HB	1:D:59:GLN:HB3	1.43	0.98
2:B:160:HIS:H	2:B:195:LYS:HZ3	1.10	0.98
4:E:34:LEU:HD12	4:E:210:PHE:CE2	1.98	0.98
1:D:110:LEU:HD12	1:D:111:ASP:H	1.28	0.98
4:E:470:HIS:CE1	4:E:474:VAL:HG23	1.98	0.98
2:B:254:SER:O	3:C:265:LEU:HD11	1.62	0.98
3:C:66:ARG:HH11	3:C:66:ARG:HG2	1.28	0.98
3:C:65:HIS:H	3:C:65:HIS:CD2	1.72	0.98
3:C:97:ASN:HB3	3:C:128:SER:HB3	1.42	0.98
3:C:434:LYS:HD3	3:C:435:GLU:CG	1.92	0.98
1:A:274:ILE:HG12	1:A:277:TYR:CD1	1.98	0.98
1:D:249:VAL:HG13	4:E:259:LEU:HD21	1.45	0.98
1:A:64:ARG:HA	1:A:66:ARG:NH1	1.79	0.98
1:D:7:LEU:HD13	1:D:70:ALA:HB1	1.41	0.98
1:A:107:LYS:CE	2:B:150:THR:O	2.12	0.98
2:B:267:ALA:O	2:B:271:PRO:HD3	1.63	0.98
1:A:107:LYS:HE2	2:B:150:THR:HG22	1.01	0.98
3:C:74:TYR:CD1	3:C:114:PRO:HB2	1.98	0.98
2:B:37:LEU:CA	2:B:54:VAL:HG12	1.93	0.97
3:C:29:GLU:O	3:C:156:ASN:HA	1.64	0.97
3:C:312:PHE:CZ	3:C:456:LEU:HD22	1.98	0.97
4:E:36:LEU:CD1	4:E:173:ASP:OD1	2.12	0.97
1:A:41:ILE:CD1	1:A:51:GLU:OE1	2.11	0.97
2:B:230:LEU:CA	2:B:233:ILE:HG13	1.92	0.97
3:C:97:ASN:OD1	3:C:128:SER:HB2	1.63	0.97
1:D:48:GLN:HB3	1:D:130:ILE:HD12	0.98	0.97
4:E:189:PRO:HD2	4:E:211:PHE:CB	1.94	0.97
4:E:304:LEU:O	4:E:308:LEU:HB2	1.63	0.97
4:E:19:LYS:NZ	4:E:154:GLU:CB	2.27	0.97
1:A:20:ARG:HG2	1:A:20:ARG:NH1	1.67	0.97
2:B:68:ASP:HB3	2:B:69:PRO:HD3	1.44	0.97
3:C:102:TYR:CE1	3:C:106:TYR:HB3	1.98	0.97
3:C:316:THR:HG22	3:C:317:PRO:CD	1.93	0.97
2:B:212:ILE:HD13	2:B:469:ALA:HA	1.44	0.97
1:A:133:THR:HA	1:A:274:ILE:HG22	1.47	0.97
1:D:48:GLN:CB	1:D:130:ILE:HD12	1.94	0.97
4:E:19:LYS:NZ	4:E:154:GLU:HB3	1.80	0.97
2:B:308:SER:HB2	2:B:311:THR:HG22	1.47	0.97
3:C:48:THR:N	3:C:286:PRO:HD3	1.80	0.97
3:C:69:TRP:HZ2	3:C:112:VAL:CG1	1.78	0.97
2:B:141:ASN:ND2	2:B:212:ILE:CG1	2.28	0.96

Continued on next page...

Continued from previous page...

Atom-1	Atom-2	Interatomic distance (Å)	Clash overlap (Å)
3:C:245:LEU:O	3:C:249:LEU:HD13	1.64	0.96
2:B:133:MET:HA	2:B:279:ILE:HG23	1.45	0.96
2:B:281:ILE:HG22	2:B:285:MET:N	1.79	0.96
3:C:142:GLN:HG3	3:C:143:ASN:N	1.80	0.96
3:C:149:THR:HG21	3:C:214:ASP:HB3	1.46	0.96
3:C:122:PRO:HB2	3:C:123:PRO:HD2	1.43	0.96
1:D:229:THR:O	1:D:232:VAL:HB	1.64	0.96
3:C:148:PHE:HB2	3:C:215:VAL:HG21	1.47	0.96
4:E:44:GLU:HG3	4:E:129:ILE:HG13	1.46	0.96
1:A:89:ASP:O	1:A:149:TRP:HB3	1.65	0.96
2:B:141:ASN:HD21	2:B:212:ILE:HG12	1.16	0.96
3:C:69:TRP:CZ2	3:C:112:VAL:HG11	2.00	0.96
4:E:188:ARG:HD2	4:E:211:PHE:O	1.65	0.96
2:B:160:HIS:H	2:B:195:LYS:NZ	1.63	0.96
4:E:235:LEU:HA	4:E:238:LEU:HG	1.44	0.96
2:B:220:TYR:CE2	3:C:279:PRO:HB2	2.00	0.96
2:B:37:LEU:HA	2:B:54:VAL:CG1	1.95	0.96
3:C:60:HIS:HB3	3:C:62:TRP:HZ3	1.28	0.96
4:E:255:ILE:HD11	4:E:304:LEU:HD13	1.46	0.96
3:C:142:GLN:CG	3:C:143:ASN:H	1.77	0.96
1:A:189:TYR:HA	1:A:197:PRO:HD2	1.48	0.96
1:A:416:LEU:O	1:A:419:ILE:HG22	1.66	0.96
1:D:109:LEU:O	1:D:116:ILE:HG22	1.65	0.96
1:A:108:LEU:HD13	1:A:118:TRP:HB2	1.47	0.96
2:B:230:LEU:HA	2:B:233:ILE:CG1	1.95	0.96
2:B:92:LEU:N	2:B:96:ASN:HB2	1.79	0.96
1:D:203:TYR:HD1	1:D:203:TYR:N	1.64	0.96
4:E:47:GLU:HA	4:E:129:ILE:CD1	1.96	0.96
1:D:102:ILE:HG13	4:E:98:GLN:HE22	1.25	0.95
1:D:62:ASP:HB3	1:D:65:LEU:HD13	1.44	0.95
3:C:115:ASN:HD22	3:C:115:ASN:H	1.04	0.95
3:C:52:LEU:HD21	3:C:130:CYS:HB2	1.45	0.95
1:D:261:VAL:O	1:D:265:PRO:CD	2.14	0.95
1:A:187:TRP:CH2	1:A:189:TYR:HB3	2.02	0.95
1:A:38:ILE:HD11	1:A:55:ARG:HG3	0.96	0.95
1:A:43:VAL:HG22	1:A:50:VAL:HG22	1.47	0.95
1:D:421:GLY:O	1:D:425:VAL:HG23	1.66	0.95
2:B:56:LEU:O	2:B:120:PRO:HD2	1.64	0.95
1:D:187:TRP:HB2	1:D:199:LEU:HD23	1.45	0.95
1:A:101:ALA:HB3	1:A:123:ILE:O	1.66	0.95
3:C:149:THR:CG2	3:C:214:ASP:HB3	1.95	0.95

Continued on next page...

Continued from previous page...

Atom-1	Atom-2	Interatomic distance (Å)	Clash overlap (Å)
4:E:235:LEU:HD11	4:E:257:VAL:HG11	1.47	0.95
1:D:48:GLN:HB3	1:D:130:ILE:CD1	1.94	0.95
3:C:37:LEU:HB2	3:C:217:PHE:HE2	1.31	0.95
1:D:300:HIS:HA	1:D:306:HIS:O	1.65	0.95
4:E:182:GLU:HB2	4:E:216:ARG:HH21	0.78	0.95
2:B:269:LYS:HE3	2:B:270:VAL:HG22	1.47	0.95
3:C:316:THR:HG21	3:C:447:ASN:CB	1.97	0.95
1:D:282:MET:HG3	1:D:286:ILE:HD11	1.49	0.95
1:D:49:ILE:HG21	1:D:125:LYS:NZ	1.82	0.95
2:B:224:THR:O	2:B:227:PRO:HD2	1.66	0.95
1:A:131:ILE:HD11	1:A:140:GLN:HG2	1.49	0.94
2:B:160:HIS:HB2	2:B:195:LYS:CE	1.96	0.94
3:C:299:VAL:O	3:C:303:VAL:HG23	1.65	0.94
1:D:47:ASN:O	1:D:48:GLN:HG2	1.66	0.94
1:A:3:HIS:O	1:A:7:LEU:HG	1.65	0.94
1:A:227:PHE:HA	1:A:230:VAL:HB	1.49	0.94
1:A:303:PRO:HB2	1:A:400:LYS:CD	1.95	0.94
1:A:121:PRO:HB2	2:B:149:TYR:CE2	2.02	0.94
4:E:27:VAL:CG1	4:E:153:HIS:C	2.35	0.94
1:D:78:ILE:HD12	1:D:78:ILE:O	1.67	0.94
3:C:113:ARG:HD2	3:C:117:TYR:HB3	1.50	0.94
3:C:148:PHE:HB2	3:C:215:VAL:HG22	1.48	0.94
3:C:74:TYR:HD1	3:C:114:PRO:HB2	1.29	0.94
3:C:18:ASN:HB3	3:C:21:VAL:HB	1.49	0.94
4:E:91:LEU:CD1	4:E:145:PHE:HB3	1.98	0.94
3:C:93:VAL:CG1	3:C:151:LEU:HD13	1.98	0.94
1:A:38:ILE:O	1:A:39:GLN:CG	2.15	0.94
1:A:406:ILE:HA	1:A:409:ILE:HD11	1.49	0.94
4:E:44:GLU:HG3	4:E:129:ILE:HB	1.38	0.94
1:D:187:TRP:CZ3	1:D:189:TYR:CD2	2.56	0.94
1:D:296:ILE:HA	1:D:299:HIS:CB	1.96	0.94
1:D:110:LEU:HD12	1:D:111:ASP:N	1.83	0.94
3:C:9:ASN:O	3:C:12:LEU:HG	1.68	0.94
1:D:416:LEU:HA	1:D:419:ILE:CG1	1.98	0.94
4:E:250:LYS:HB3	4:E:253:LEU:HD23	1.50	0.94
1:A:107:LYS:HE2	2:B:150:THR:CG2	1.96	0.93
1:A:229:THR:HA	1:A:232:VAL:HB	1.51	0.93
1:A:41:ILE:HD11	1:A:51:GLU:HB3	1.50	0.93
1:A:242:LYS:HD3	2:B:312:HIS:ND1	1.82	0.93
3:C:312:PHE:HE1	3:C:456:LEU:HD13	1.28	0.93
2:B:279:ILE:CG2	2:B:280:ILE:H	1.81	0.93

Continued on next page...

Continued from previous page...

Atom-1	Atom-2	Interatomic distance (Å)	Clash overlap (Å)
4:E:39:LEU:HD23	4:E:183:TRP:HZ2	1.32	0.93
3:C:38:THR:CG2	3:C:57:TRP:CE3	2.51	0.93
1:D:118:TRP:HE1	1:D:120:PRO:HB3	1.33	0.93
1:D:134:HIS:CE1	1:D:209:ARG:HD3	2.03	0.93
4:E:36:LEU:CD2	4:E:51:THR:HG21	1.98	0.93
1:A:229:THR:O	1:A:233:PHE:CD1	2.21	0.93
1:A:238:ASP:HB3	2:B:306:HIS:CE1	2.03	0.93
1:D:167:LEU:CG	1:D:178:MET:HB2	1.98	0.93
4:E:173:ASP:OD2	4:E:212:LEU:HD23	1.69	0.93
4:E:35:THR:HG23	4:E:175:GLU:OE1	1.68	0.93
4:E:67:ASN:H	4:E:67:ASN:HD22	1.02	0.93
1:D:263:LEU:HD11	4:E:266:PHE:CZ	2.04	0.93
1:A:136:PRO:HA	1:A:277:TYR:OH	1.69	0.93
2:B:46:LYS:HB2	2:B:278:PRO:CD	1.99	0.93
4:E:226:ILE:O	4:E:230:VAL:HG23	1.66	0.93
1:D:20:ARG:NH1	1:D:20:ARG:HG2	1.65	0.93
1:A:79:ARG:HD2	1:A:107:LYS:HD2	1.48	0.93
1:A:217:ASN:O	1:A:221:PRO:HD3	1.69	0.93
3:C:83:ARG:HB3	3:C:84:PRO:HD2	1.51	0.93
1:D:45:GLU:CG	1:D:272:PRO:HG2	1.97	0.93
4:E:191:LYS:H	4:E:209:ILE:HG23	1.30	0.93
1:A:135:PHE:N	1:A:136:PRO:CD	2.31	0.93
3:C:94:LEU:HB2	3:C:98:ASN:HB2	1.51	0.92
1:A:292:THR:CA	1:A:296:ILE:HD11	1.99	0.92
1:A:41:ILE:CG1	1:A:51:GLU:HB3	1.99	0.92
1:A:136:PRO:HG3	1:A:274:ILE:CG2	1.99	0.92
3:C:87:ILE:HD12	3:C:110:VAL:CB	1.98	0.92
1:D:135:PHE:CB	1:D:209:ARG:HB3	2.00	0.92
1:D:261:VAL:CA	1:D:264:ILE:HD12	1.99	0.92
4:E:247:GLY:H	4:E:250:LYS:NZ	1.67	0.92
3:C:42:LEU:HD22	3:C:190:TRP:CH2	2.05	0.92
1:D:131:ILE:HD11	1:D:133:THR:HB	1.52	0.92
1:D:40:LEU:HD13	1:D:52:THR:HB	1.52	0.92
1:D:7:LEU:O	1:D:11:LEU:HG	1.67	0.92
3:C:141:TRP:CZ3	3:C:223:ARG:HB3	2.04	0.92
3:C:97:ASN:HD21	3:C:146:LEU:HG	1.34	0.92
1:D:187:TRP:CZ3	1:D:189:TYR:HD2	1.86	0.92
4:E:185:ILE:HG12	4:E:214:ILE:CG2	1.99	0.92
1:A:129:GLU:O	1:A:142:CYS:SG	2.27	0.92
3:C:463:PRO:HA	3:C:466:VAL:HG23	1.51	0.92
4:E:110:TYR:HD1	4:E:111:ASN:H	1.09	0.92

Continued on next page...

Continued from previous page...

Atom-1	Atom-2	Interatomic distance (Å)	Clash overlap (Å)
2:B:288:MET:O	2:B:291:VAL:HG12	1.69	0.92
3:C:278:LEU:C	3:C:278:LEU:HD12	1.90	0.92
2:B:9:SER:HA	2:B:12:PHE:CD1	2.05	0.92
2:B:440:LEU:O	2:B:443:PHE:HB3	1.68	0.92
2:B:45:GLU:CD	2:B:279:ILE:HD11	1.88	0.92
4:E:135:PRO:CG	4:E:137:ASP:O	2.18	0.92
4:E:195:ASN:HB3	4:E:205:PHE:H	1.32	0.92
3:C:249:LEU:N	3:C:250:PRO:HD2	1.81	0.91
4:E:91:LEU:HB2	4:E:95:VAL:HG23	1.49	0.91
4:E:414:SER:N	4:E:416:VAL:HG13	1.84	0.91
1:A:142:CYS:HB2	1:A:205:PHE:HB2	1.53	0.91
2:B:409:LYS:HB3	3:C:426:THR:CG2	2.00	0.91
3:C:145:SER:C	3:C:146:LEU:HD12	1.90	0.91
3:C:162:LEU:HB2	3:C:199:LYS:HB3	1.52	0.91
1:A:251:LEU:HD22	4:E:260:ALA:HB3	1.52	0.91
4:E:247:GLY:H	4:E:250:LYS:HZ1	1.11	0.91
3:C:131:PRO:HG2	3:C:144:CYS:HA	1.49	0.91
1:D:78:ILE:HD11	1:D:110:LEU:HG	1.51	0.91
3:C:132:ILE:O	3:C:136:TYR:HB2	1.70	0.91
3:C:192:ILE:HD12	3:C:219:LEU:HD11	1.53	0.91
4:E:436:ASN:HA	4:E:439:TRP:HE1	1.34	0.91
2:B:223:TYR:O	2:B:226:VAL:HG22	1.70	0.91
4:E:305:ASN:HA	4:E:308:LEU:HD12	1.52	0.91
1:D:137:PHE:HB3	1:D:435:GLN:HB2	1.49	0.91
2:B:75:ILE:CD1	2:B:78:LEU:HD13	2.01	0.91
1:A:149:TRP:CH2	4:E:120:PRO:HD3	2.05	0.91
1:A:187:TRP:CE2	1:A:196:THR:HG23	2.05	0.91
1:A:298:THR:HA	1:A:301:ARG:HB3	1.52	0.91
1:D:253:LEU:HD23	1:D:254:THR:H	1.29	0.91
1:D:391:GLU:HA	1:D:394:ASN:OD1	1.68	0.91
2:B:160:HIS:HB2	2:B:195:LYS:HE2	1.52	0.91
3:C:110:VAL:HG13	3:C:120:TRP:HB2	1.52	0.91
3:C:263:VAL:HG13	1:D:251:LEU:HD21	1.53	0.91
3:C:58:MET:SD	3:C:92:ILE:CD1	2.59	0.91
1:D:38:ILE:CA	1:D:169:THR:HG21	1.99	0.91
4:E:174:PRO:HA	4:E:177:PHE:HB3	1.53	0.91
4:E:472:ASN:O	4:E:476:GLU:HG3	1.70	0.91
1:D:7:LEU:CD1	1:D:70:ALA:HB1	2.00	0.91
1:D:94:ASN:HD22	1:D:94:ASN:C	1.72	0.91
1:A:265:PRO:HA	1:A:268:SER:HB3	1.53	0.90
1:D:187:TRP:CD1	1:D:197:PRO:O	2.24	0.90

Continued on next page...

Continued from previous page...

Atom-1	Atom-2	Interatomic distance (Å)	Clash overlap (Å)
4:E:140:ASN:C	4:E:140:ASN:HD22	1.72	0.90
1:A:59:GLN:HE22	1:A:117:MET:CG	1.83	0.90
2:B:131:LYS:HB3	2:B:133:MET:HG3	1.53	0.90
3:C:144:CYS:SG	3:C:146:LEU:HD11	2.11	0.90
1:D:245:LEU:HD21	4:E:255:ILE:HG13	1.51	0.90
3:C:195:LYS:HE3	3:C:217:PHE:HB3	1.53	0.90
3:C:162:LEU:CD1	3:C:217:PHE:HE1	1.83	0.90
1:D:28:PHE:HD2	1:D:157:SER:HB3	1.36	0.90
1:A:252:SER:HB3	2:B:257:LEU:HD13	1.52	0.90
3:C:162:LEU:HD21	3:C:217:PHE:HZ	1.36	0.90
3:C:38:THR:CG2	3:C:57:TRP:HE3	1.85	0.90
3:C:67:LEU:HD21	3:C:112:VAL:HG13	1.52	0.90
1:D:250:LEU:HA	1:D:253:LEU:HD22	1.54	0.90
1:D:41:ILE:HD12	1:D:51:GLU:O	1.72	0.90
4:E:189:PRO:CD	4:E:211:PHE:HB2	2.00	0.90
4:E:59:TRP:CH2	4:E:107:VAL:HG11	2.07	0.90
3:C:143:ASN:OD1	3:C:220:ILE:HB	1.70	0.90
3:C:148:PHE:CB	3:C:215:VAL:CG2	2.49	0.90
4:E:142:SER:OG	4:E:209:ILE:HD11	1.72	0.90
1:A:145:LYS:HG3	1:A:202:THR:CG2	2.00	0.90
1:A:89:ASP:HB2	1:A:149:TRP:CD1	2.07	0.90
2:B:144:MET:CE	2:B:191:LYS:HE3	2.02	0.90
3:C:42:LEU:HG	3:C:54:THR:HG23	1.51	0.90
4:E:222:ILE:O	4:E:226:ILE:HG13	1.71	0.90
4:E:31:THR:O	4:E:32:LEU:HD23	1.72	0.90
1:A:274:ILE:CG1	1:A:277:TYR:CD1	2.55	0.90
1:D:53:ASN:HB2	1:D:123:ILE:HG12	1.51	0.90
1:D:55:ARG:HA	1:D:120:PRO:O	1.71	0.90
4:E:235:LEU:HD11	4:E:257:VAL:CG1	2.01	0.90
2:B:152:ASP:HB3	2:B:203:SER:HB3	1.54	0.90
1:D:31:ILE:HG22	1:D:158:ILE:HG23	1.53	0.90
3:C:162:LEU:HD21	3:C:217:PHE:CZ	2.07	0.89
3:C:13:ILE:O	3:C:17:TYR:HB3	1.73	0.89
1:D:203:TYR:CD1	1:D:203:TYR:N	2.34	0.89
1:D:239:SER:O	1:D:242:LYS:HG2	1.72	0.89
4:E:129:ILE:HA	4:E:133:TYR:HB2	1.53	0.89
4:E:195:ASN:N	4:E:204:ASP:HB3	1.86	0.89
1:A:250:LEU:HD11	1:A:296:ILE:HG21	1.52	0.89
1:D:187:TRP:CH2	1:D:189:TYR:HB3	2.07	0.89
1:D:287:SER:HA	1:D:290:ILE:CD1	2.01	0.89
1:D:416:LEU:HA	1:D:419:ILE:HG13	1.53	0.89

Continued on next page...

Continued from previous page...

Atom-1	Atom-2	Interatomic distance (Å)	Clash overlap (Å)
4:E:242:LEU:CD1	4:E:253:LEU:HD21	2.02	0.89
3:C:229:VAL:O	3:C:233:ILE:HG12	1.70	0.89
1:A:292:THR:HA	1:A:296:ILE:HD11	1.52	0.89
3:C:67:LEU:HB3	3:C:116:GLY:HA2	1.53	0.89
4:E:132:THR:O	4:E:134:PHE:N	2.05	0.89
1:D:238:ASP:HB3	4:E:308:LEU:CD2	2.03	0.89
1:A:279:LEU:HA	1:A:282:MET:HB2	1.52	0.89
2:B:307:ARG:O	2:B:307:ARG:HG2	1.70	0.89
2:B:459:SER:O	2:B:463:PRO:HD2	1.73	0.89
3:C:316:THR:HG22	3:C:447:ASN:HB3	1.52	0.89
1:D:189:TYR:HA	1:D:197:PRO:HD2	1.54	0.89
1:D:132:VAL:HB	1:D:274:ILE:HA	1.51	0.89
1:D:283:ILE:HA	1:D:286:ILE:HD12	1.53	0.89
1:A:380:LYS:HB3	2:B:408:ILE:HD13	1.53	0.89
2:B:48:GLU:HB2	2:B:128:CYS:O	1.73	0.89
3:C:65:HIS:HD2	3:C:65:HIS:H	1.14	0.89
1:D:170:PHE:CE2	1:D:176:TRP:NE1	2.40	0.89
1:D:259:VAL:HG13	1:D:262:GLU:OE1	1.73	0.89
3:C:273:LEU:CA	3:C:276:GLN:HG2	2.03	0.89
3:C:434:LYS:CD	3:C:435:GLU:HG3	2.00	0.89
4:E:99:PHE:HB3	4:E:102:ALA:HB3	1.55	0.89
4:E:59:TRP:HH2	4:E:107:VAL:CG1	1.84	0.89
4:E:71:TYR:HD1	4:E:111:ASN:HB2	1.35	0.89
3:C:475:MET:O	3:C:478:PHE:CE1	2.26	0.89
1:D:303:PRO:HD2	1:D:400:LYS:HD3	1.54	0.89
1:D:92:LEU:HD13	1:D:146:LEU:HG	1.53	0.89
2:B:23:GLN:NE2	2:B:23:GLN:N	2.21	0.89
2:B:279:ILE:CG2	2:B:280:ILE:HD13	2.02	0.88
3:C:111:LEU:HB3	3:C:119:THR:OG1	1.74	0.88
1:A:33:VAL:CG2	1:A:158:ILE:HG12	2.03	0.88
1:A:224:LEU:HG	1:A:225:PHE:N	1.88	0.88
2:B:131:LYS:CD	2:B:132:VAL:H	1.85	0.88
2:B:458:ALA:O	2:B:462:VAL:HG23	1.73	0.88
3:C:266:ALA:HB1	3:C:270:PHE:CZ	2.07	0.88
3:C:452:THR:O	3:C:455:ARG:HG2	1.74	0.88
3:C:251:ALA:HB2	3:C:453:ILE:HD11	1.53	0.88
3:C:42:LEU:HG	3:C:54:THR:CG2	2.04	0.88
4:E:91:LEU:HD13	4:E:145:PHE:CB	2.04	0.88
4:E:44:GLU:CG	4:E:129:ILE:CB	2.46	0.88
2:B:421:PHE:HA	2:B:424:LEU:HB2	1.56	0.88
2:B:95:ASN:HA	2:B:127:SER:H	1.34	0.88

Continued on next page...

Continued from previous page...

Atom-1	Atom-2	Interatomic distance (Å)	Clash overlap (Å)
1:A:278:MET:O	1:A:281:THR:HG22	1.73	0.88
2:B:241:LEU:HG	2:B:248:LYS:HB2	1.52	0.88
1:A:252:SER:OG	2:B:257:LEU:HD22	1.73	0.88
3:C:7:LEU:HD23	3:C:10:ASP:HB2	1.54	0.88
4:E:44:GLU:OE2	4:E:133:TYR:HD2	1.55	0.88
4:E:36:LEU:HD23	4:E:51:THR:HG21	1.55	0.88
1:A:221:PRO:HA	1:A:224:LEU:HB3	1.53	0.88
1:A:256:PHE:CE1	2:B:261:VAL:HG23	2.07	0.88
3:C:312:PHE:HZ	3:C:456:LEU:HD22	1.34	0.88
1:D:137:PHE:CB	1:D:435:GLN:HB2	2.03	0.88
3:C:439:TYR:O	3:C:443:VAL:HG23	1.73	0.88
1:A:41:ILE:CD1	1:A:51:GLU:HB3	2.04	0.88
1:A:245:LEU:HD13	2:B:250:SER:HB2	1.55	0.88
4:E:31:THR:HB	4:E:58:GLN:HB2	1.56	0.88
1:D:17:LYS:HG2	1:D:84:ASP:CA	2.04	0.88
1:A:274:ILE:CG1	1:A:277:TYR:HD1	1.86	0.88
2:B:131:LYS:HD3	2:B:132:VAL:N	1.88	0.88
1:A:235:LEU:HA	2:B:306:HIS:NE2	1.89	0.88
2:B:436:ASP:O	2:B:440:LEU:HD12	1.73	0.88
3:C:38:THR:HG22	3:C:57:TRP:CE3	2.08	0.88
4:E:284:LYS:O	4:E:287:ILE:HG23	1.72	0.88
2:B:216:LYS:HE3	2:B:216:LYS:N	1.88	0.88
2:B:135:PHE:HB2	2:B:279:ILE:HD13	1.55	0.88
4:E:1:ASN:HD22	4:E:69:SER:N	1.72	0.88
1:A:131:ILE:HD11	1:A:140:GLN:CG	2.04	0.88
1:A:87:LEU:HD22	1:A:87:LEU:N	1.88	0.88
2:B:131:LYS:NZ	2:B:132:VAL:HB	1.88	0.88
2:B:142:CYS:O	2:B:210:TYR:HD1	1.57	0.88
3:C:180:ASP:N	3:C:195:LYS:HG2	1.89	0.88
3:C:453:ILE:HG23	3:C:454:ASP:N	1.87	0.87
3:C:475:MET:HG2	3:C:476:GLY:N	1.89	0.87
4:E:172:ILE:HG13	4:E:174:PRO:CD	2.03	0.87
4:E:152:ALA:H	4:E:205:PHE:HD1	1.18	0.87
1:D:17:LYS:CG	1:D:84:ASP:HA	2.04	0.87
2:B:407:ALA:O	2:B:411:ILE:HG13	1.74	0.87
3:C:302:VAL:O	3:C:306:CYS:SG	2.32	0.87
1:A:298:THR:HG23	1:A:301:ARG:HD3	1.55	0.87
4:E:195:ASN:HB3	4:E:205:PHE:N	1.87	0.87
4:E:283:GLY:O	4:E:287:ILE:HG22	1.75	0.87
2:B:256:LEU:CD2	2:B:298:SER:HB2	2.04	0.87
1:D:236:PRO:HB3	1:D:299:HIS:HE2	1.40	0.87

Continued on next page...

Continued from previous page...

Atom-1	Atom-2	Interatomic distance (Å)	Clash overlap (Å)
1:D:30:ASP:O	1:D:60:TRP:HB2	1.74	0.87
1:A:134:HIS:C	1:A:136:PRO:CD	2.42	0.87
2:B:141:ASN:HA	2:B:211:LEU:O	1.74	0.87
2:B:274:SER:O	2:B:278:PRO:HD3	1.74	0.87
3:C:93:VAL:HG11	3:C:151:LEU:CD1	2.04	0.87
4:E:94:ASN:HB3	4:E:125:SER:HB3	1.56	0.87
1:A:59:GLN:NE2	1:A:117:MET:SD	2.48	0.87
3:C:80:LEU:O	3:C:112:VAL:HB	1.75	0.87
4:E:141:CYS:HB3	4:E:212:LEU:HB2	1.54	0.87
1:D:245:LEU:CD2	4:E:255:ILE:HG21	2.04	0.87
4:E:149:THR:HG23	4:E:150:TYR:N	1.89	0.87
1:A:388:SER:O	1:A:391:GLU:HB3	1.75	0.87
1:A:57:ARG:HD3	1:A:161:GLU:HG2	1.57	0.87
3:C:69:TRP:CE3	3:C:73:GLU:HB3	2.09	0.87
1:D:227:PHE:O	1:D:230:VAL:HG12	1.74	0.87
3:C:230:ILE:CG1	3:C:231:ASN:HD22	1.88	0.87
1:D:45:GLU:O	1:D:130:ILE:HG13	1.75	0.86
1:D:187:TRP:HB2	1:D:199:LEU:CD2	2.05	0.86
4:E:107:VAL:HG13	4:E:117:TRP:CB	2.05	0.86
4:E:44:GLU:O	4:E:129:ILE:HG13	1.75	0.86
2:B:90:ILE:HG23	2:B:147:LYS:H	1.38	0.86
1:D:89:ASP:O	1:D:149:TRP:HB3	1.74	0.86
1:D:432:GLU:HG2	1:D:435:GLN:HE21	1.40	0.86
1:A:148:ILE:HD11	1:A:156:VAL:CG1	2.05	0.86
2:B:226:VAL:HG22	2:B:227:PRO:HD3	1.55	0.86
3:C:155:ALA:HB2	3:C:211:ASN:HA	1.56	0.86
3:C:31:VAL:HG11	3:C:88:TRP:HH2	1.40	0.86
1:D:166:ASP:HB2	1:D:181:TYR:CB	2.05	0.86
4:E:311:PRO:HG2	4:E:440:VAL:HG22	1.57	0.86
1:A:145:LYS:C	1:A:146:LEU:HD12	1.95	0.86
2:B:272:GLU:HA	2:B:275:LEU:CG	2.06	0.86
1:D:37:LEU:HD12	1:D:53:ASN:O	1.74	0.86
3:C:472:ILE:HB	3:C:475:MET:SD	2.15	0.86
4:E:271:LYS:NZ	4:E:271:LYS:HB2	1.90	0.86
1:A:41:ILE:HD11	1:A:51:GLU:CB	2.04	0.86
3:C:69:TRP:HB3	3:C:73:GLU:CB	2.05	0.86
1:D:259:VAL:HA	1:D:262:GLU:CD	1.96	0.86
1:D:379:VAL:HA	1:D:382:ILE:CG1	2.05	0.86
1:A:397:GLU:O	1:A:400:LYS:HB2	1.76	0.86
1:D:419:ILE:O	1:D:423:VAL:HG23	1.76	0.86
4:E:433:GLY:O	4:E:436:ASN:HB2	1.76	0.86

Continued on next page...

Continued from previous page...

Atom-1	Atom-2	Interatomic distance (Å)	Clash overlap (Å)
3:C:159:SER:CA	3:C:213:GLN:HG3	2.04	0.86
1:D:107:LYS:NZ	4:E:149:THR:HA	1.91	0.86
4:E:122:ILE:H	4:E:122:ILE:HD13	1.38	0.86
1:A:107:LYS:C	1:A:108:LEU:HD23	1.96	0.86
1:D:46:VAL:HG22	1:D:271:VAL:HA	1.55	0.86
4:E:110:TYR:HD1	4:E:111:ASN:N	1.74	0.86
1:D:160:PRO:HD3	1:D:185:LYS:CB	2.06	0.86
1:A:148:ILE:CG2	1:A:198:TYR:HB2	2.06	0.85
1:A:45:GLU:HB2	1:A:209:ARG:NH1	1.91	0.85
3:C:102:TYR:CD1	3:C:102:TYR:O	2.28	0.85
3:C:18:ASN:HB2	3:C:21:VAL:HB	1.57	0.85
4:E:262:THR:CB	4:E:265:LEU:HD12	2.06	0.85
1:A:230:VAL:HG13	1:A:414:PHE:HZ	1.40	0.85
1:A:426:PHE:HD1	1:A:427:ALA:N	1.71	0.85
3:C:311:ASN:O	3:C:315:ARG:CB	2.24	0.85
1:D:419:ILE:HD12	1:D:420:ILE:N	1.91	0.85
1:A:251:LEU:CD2	4:E:260:ALA:CB	2.54	0.85
4:E:240:TYR:CD2	4:E:453:ILE:HG12	2.11	0.85
2:B:23:GLN:H	2:B:23:GLN:NE2	1.74	0.85
1:A:235:LEU:HD21	1:A:242:LYS:HG3	1.59	0.85
1:A:15:TYR:OH	1:A:84:ASP:HB3	1.76	0.85
2:B:258:ALA:HB3	3:C:265:LEU:HD22	1.56	0.85
1:D:146:LEU:HD13	1:D:203:TYR:CE1	2.12	0.85
1:D:224:LEU:HD21	4:E:297:VAL:HG11	1.57	0.85
1:A:226:SER:O	1:A:230:VAL:HG23	1.77	0.85
2:B:442:ILE:O	2:B:446:MET:HG2	1.76	0.85
3:C:33:ILE:O	3:C:160:MET:HA	1.77	0.85
3:C:12:LEU:HD12	3:C:16:LYS:CG	2.06	0.85
1:D:167:LEU:CD1	1:D:178:MET:CB	2.54	0.85
1:D:78:ILE:HD12	1:D:110:LEU:HB3	1.56	0.85
1:D:148:ILE:HG12	1:D:151:TYR:HB2	1.58	0.85
3:C:12:LEU:HB2	3:C:16:LYS:HG2	1.57	0.85
1:D:68:ASN:HB2	1:D:69:PRO:CD	2.07	0.85
2:B:201:ASP:OD1	2:B:202:PRO:HD2	1.75	0.85
2:B:132:VAL:O	2:B:279:ILE:HG23	1.77	0.85
3:C:30:VAL:HG11	3:C:159:SER:CB	2.07	0.85
1:A:16:ASN:HB2	1:A:19:ILE:HD12	1.59	0.85
3:C:56:VAL:HG13	3:C:126:PHE:HE2	1.42	0.85
2:B:90:ILE:HG23	2:B:147:LYS:N	1.92	0.85
2:B:152:ASP:HB3	2:B:203:SER:CB	2.06	0.85
2:B:261:VAL:HG12	2:B:262:PHE:HD1	1.41	0.85

Continued on next page...

Continued from previous page...

Atom-1	Atom-2	Interatomic distance (Å)	Clash overlap (Å)
2:B:409:LYS:CB	3:C:426:THR:HG21	2.05	0.85
2:B:91:VAL:HA	2:B:96:ASN:ND2	1.91	0.85
1:D:245:LEU:HD21	4:E:255:ILE:HG21	1.57	0.85
4:E:216:ARG:O	4:E:217:LYS:CG	2.25	0.85
4:E:283:GLY:C	4:E:284:LYS:HE3	1.97	0.85
4:E:311:PRO:HD2	4:E:440:VAL:CG1	2.04	0.85
1:A:43:VAL:HG13	1:A:50:VAL:HG22	1.59	0.84
3:C:19:LYS:HD2	3:C:19:LYS:O	1.77	0.84
4:E:187:HIS:ND1	4:E:189:PRO:HG3	1.92	0.84
1:D:86:TRP:O	1:D:86:TRP:CD2	2.30	0.84
1:D:261:VAL:HA	1:D:264:ILE:CD1	2.02	0.84
2:B:92:LEU:HG	2:B:96:ASN:HB2	1.59	0.84
3:C:180:ASP:H	3:C:195:LYS:CB	1.90	0.84
3:C:251:ALA:HB1	3:C:453:ILE:HD11	1.56	0.84
3:C:58:MET:SD	3:C:92:ILE:HD11	2.15	0.84
4:E:178:THR:HG22	4:E:180:ASN:H	1.40	0.84
3:C:35:LEU:HD22	3:C:215:VAL:HG11	1.59	0.84
1:D:35:LEU:HD11	1:D:54:VAL:HG11	1.58	0.84
4:E:261:GLN:HE22	4:E:296:ILE:CD1	1.90	0.84
1:A:128:CYS:HB3	1:A:144:MET:CE	2.07	0.84
1:A:274:ILE:HG13	1:A:277:TYR:HD1	1.42	0.84
2:B:81:PRO:HA	2:B:107:ASN:HA	1.60	0.84
3:C:241:PHE:CZ	1:D:293:VAL:HG22	2.12	0.84
2:B:11:LEU:O	2:B:15:TYR:HB3	1.78	0.84
4:E:197:GLN:HG2	4:E:198:LEU:H	1.41	0.84
1:A:192:CYS:SG	1:A:193:CYS:N	2.47	0.84
1:A:43:VAL:CG2	1:A:50:VAL:HG22	2.07	0.84
3:C:38:THR:OG1	3:C:178:ILE:HD13	1.76	0.84
1:D:257:LEU:HD12	1:D:258:LEU:N	1.92	0.84
4:E:187:HIS:CE1	4:E:189:PRO:HG3	2.12	0.84
4:E:250:LYS:HD2	4:E:253:LEU:HD22	1.59	0.84
1:A:394:ASN:OD1	1:A:395:ALA:N	2.11	0.84
2:B:226:VAL:CG2	2:B:227:PRO:HD3	2.07	0.84
4:E:265:LEU:O	4:E:268:ILE:HG23	1.78	0.84
2:B:198:ARG:HG3	2:B:198:ARG:HH11	1.41	0.84
1:A:304:SER:H	1:A:400:LYS:HD3	1.42	0.84
2:B:134:TYR:HE1	2:B:213:ILE:HG13	1.02	0.84
1:D:37:LEU:H	1:D:164:ARG:NH2	1.76	0.84
4:E:183:TRP:CA	4:E:216:ARG:HG2	2.08	0.84
1:A:190:TYR:HB2	1:A:192:CYS:SG	2.17	0.84
3:C:65:HIS:N	3:C:65:HIS:CD2	2.45	0.84

Continued on next page...

Continued from previous page...

Atom-1	Atom-2	Interatomic distance (Å)	Clash overlap (Å)
1:D:134:HIS:HE1	1:D:209:ARG:CD	1.91	0.84
1:D:229:THR:HA	1:D:232:VAL:CG2	2.07	0.84
4:E:127:CYS:SG	4:E:143:LEU:HG	2.16	0.84
1:A:90:LEU:CD1	1:A:100:PHE:HE2	1.91	0.84
2:B:238:VAL:HG13	2:B:248:LYS:HZ1	1.40	0.84
1:A:149:TRP:CZ2	4:E:120:PRO:HD3	2.12	0.84
4:E:268:ILE:HG13	4:E:269:ALA:N	1.91	0.84
4:E:32:LEU:O	4:E:33:LYS:HG3	1.78	0.84
1:A:188:VAL:O	1:A:197:PRO:HB2	1.76	0.83
3:C:63:TYR:CE1	3:C:116:GLY:HA3	2.12	0.83
1:D:377:GLU:HB2	4:E:415:CYS:HB2	1.59	0.83
1:D:284:PHE:CE2	1:D:424:SER:HB3	2.13	0.83
4:E:246:ALA:HB1	4:E:250:LYS:CG	2.07	0.83
4:E:20:PRO:HB3	4:E:61:ASP:CG	1.99	0.83
3:C:230:ILE:HG13	3:C:231:ASN:ND2	1.92	0.83
2:B:189:GLU:O	2:B:190:HIS:CD2	2.31	0.83
3:C:312:PHE:HE1	3:C:456:LEU:CD1	1.91	0.83
3:C:478:PHE:O	3:C:482:PRO:HD3	1.77	0.83
3:C:67:LEU:HD12	3:C:116:GLY:CA	2.08	0.83
1:D:239:SER:HB3	4:E:314:HIS:HB2	1.60	0.83
1:D:252:SER:CB	4:E:259:LEU:HD22	2.07	0.83
1:A:133:THR:HA	1:A:274:ILE:CG2	2.08	0.83
2:B:218:LEU:O	2:B:219:PHE:CD1	2.31	0.83
3:C:305:ASN:HA	3:C:308:ILE:HB	1.59	0.83
1:D:214:PHE:O	1:D:218:VAL:HG23	1.78	0.83
1:A:56:LEU:O	1:A:119:THR:HA	1.78	0.83
1:D:134:HIS:HE1	1:D:209:ARG:HD3	1.41	0.83
4:E:135:PRO:CB	4:E:137:ASP:OD1	2.25	0.83
4:E:292:VAL:O	4:E:296:ILE:HG23	1.78	0.83
2:B:425:LYS:HA	2:B:428:TRP:HD1	1.44	0.83
3:C:115:ASN:N	3:C:115:ASN:HD22	1.75	0.83
3:C:83:ARG:O	3:C:87:ILE:HG13	1.78	0.83
4:E:107:VAL:CG1	4:E:117:TRP:HB2	2.08	0.83
1:D:102:ILE:CG1	4:E:98:GLN:NE2	2.41	0.83
1:A:281:THR:O	1:A:285:VAL:HG12	1.79	0.83
3:C:87:ILE:CD1	3:C:110:VAL:HB	2.03	0.83
1:D:377:GLU:HA	1:D:380:LYS:HD2	1.60	0.83
4:E:6:LEU:HD12	4:E:69:SER:OG	1.78	0.83
4:E:148:GLN:HE21	4:E:148:GLN:HA	1.42	0.83
1:A:422:THR:O	1:A:425:VAL:HG12	1.78	0.83
1:A:255:VAL:O	1:A:259:VAL:HG23	1.78	0.83

Continued on next page...

Continued from previous page...

Atom-1	Atom-2	Interatomic distance (Å)	Clash overlap (Å)
2:B:247:GLU:O	2:B:249:MET:SD	2.37	0.83
2:B:258:ALA:HB1	3:C:265:LEU:HD22	1.60	0.83
2:B:297:LEU:HD12	2:B:445:THR:HG21	1.61	0.83
2:B:258:ALA:HB2	3:C:265:LEU:CD1	2.08	0.83
4:E:45:LYS:HD3	4:E:277:LEU:O	1.79	0.83
3:C:56:VAL:HG13	3:C:126:PHE:CE2	2.14	0.83
3:C:47:GLU:O	3:C:132:ILE:HG21	1.79	0.83
1:D:418:CYS:O	1:D:422:THR:HB	1.77	0.83
4:E:261:GLN:HE22	4:E:296:ILE:HD11	1.43	0.83
1:A:35:LEU:HD21	1:A:37:LEU:HD23	1.58	0.82
4:E:431:ASP:O	4:E:435:GLU:HG3	1.79	0.82
2:B:7:LEU:O	2:B:11:LEU:HD23	1.79	0.82
1:A:67:TRP:CG	1:A:71:ASP:HB3	2.14	0.82
1:A:417:ILE:HA	1:A:420:ILE:HG12	1.60	0.82
1:D:292:THR:HA	1:D:295:VAL:CG2	2.09	0.82
1:D:376:ILE:O	1:D:380:LYS:HG3	1.79	0.82
1:D:92:LEU:HB2	1:D:96:ALA:N	1.94	0.82
1:A:245:LEU:CD2	2:B:250:SER:HA	2.09	0.82
1:A:300:HIS:HA	1:A:306:HIS:O	1.79	0.82
3:C:113:ARG:HD2	3:C:117:TYR:CB	2.09	0.82
4:E:238:LEU:C	4:E:242:LEU:HD23	1.97	0.82
1:D:30:ASP:OD1	1:D:30:ASP:N	2.12	0.82
2:B:31:VAL:HG12	2:B:158:LEU:HD21	1.60	0.82
3:C:476:GLY:HA2	3:C:479:ASN:HB3	1.60	0.82
4:E:20:PRO:HG2	4:E:28:ILE:CD1	2.09	0.82
1:D:78:ILE:CD1	1:D:110:LEU:HB3	2.09	0.82
1:A:108:LEU:CD1	1:A:118:TRP:HB2	2.09	0.82
1:A:245:LEU:HD22	2:B:250:SER:HA	1.62	0.82
2:B:269:LYS:HE3	2:B:270:VAL:HG23	1.62	0.82
3:C:427:ASN:HA	3:C:430:VAL:HG23	1.62	0.82
1:D:130:ILE:HD13	1:D:131:ILE:H	1.45	0.82
1:D:380:LYS:HE3	4:E:415:CYS:SG	2.19	0.82
2:B:254:SER:O	3:C:265:LEU:CD1	2.27	0.82
4:E:39:LEU:HD23	4:E:183:TRP:CZ2	2.13	0.82
1:D:87:LEU:HD12	1:D:88:PRO:HD2	1.59	0.82
1:A:303:PRO:HB2	1:A:400:LYS:CE	2.10	0.82
1:A:137:PHE:CG	1:A:435:GLN:NE2	2.46	0.82
3:C:273:LEU:HD23	3:C:276:GLN:CB	2.08	0.82
1:D:92:LEU:CB	1:D:95:ASN:HB2	2.08	0.82
4:E:432:SER:O	4:E:435:GLU:HB2	1.78	0.82
4:E:436:ASN:HA	4:E:439:TRP:NE1	1.95	0.82

Continued on next page...

Continued from previous page...

Atom-1	Atom-2	Interatomic distance (Å)	Clash overlap (Å)
1:A:235:LEU:N	1:A:236:PRO:HD2	1.95	0.82
3:C:47:GLU:HG2	3:C:286:PRO:CD	2.09	0.82
3:C:316:THR:CG2	3:C:447:ASN:CB	2.49	0.82
3:C:42:LEU:HA	3:C:54:THR:HG22	1.60	0.82
1:D:407:ASP:OD1	1:D:408:HIS:HD2	1.63	0.82
4:E:242:LEU:HD11	4:E:253:LEU:CD2	2.09	0.82
2:B:9:SER:HA	2:B:12:PHE:HE1	1.41	0.82
3:C:276:GLN:O	3:C:279:PRO:HD2	1.78	0.82
3:C:307:GLY:O	3:C:310:LEU:HB2	1.80	0.82
4:E:148:GLN:NE2	4:E:148:GLN:HA	1.92	0.82
1:A:79:ARG:HH11	1:A:107:LYS:NZ	1.78	0.82
2:B:405:VAL:HG12	2:B:409:LYS:HZ3	1.44	0.82
3:C:461:ILE:O	3:C:464:VAL:HG12	1.78	0.82
1:D:49:ILE:HG21	1:D:125:LYS:HZ1	1.43	0.82
4:E:67:ASN:N	4:E:67:ASN:ND2	2.25	0.82
4:E:444:LYS:O	4:E:448:LYS:HG2	1.79	0.82
1:A:135:PHE:HB3	1:A:273:LEU:HA	1.60	0.81
2:B:144:MET:HE3	2:B:191:LYS:HE3	1.59	0.81
2:B:160:HIS:CE1	2:B:207:VAL:HG11	2.15	0.81
2:B:261:VAL:HG12	2:B:262:PHE:CD1	2.15	0.81
3:C:130:CYS:SG	3:C:131:PRO:HD2	2.20	0.81
1:D:166:ASP:HB2	1:D:181:TYR:HB2	1.61	0.81
1:D:239:SER:HB2	1:D:242:LYS:HE2	1.60	0.81
4:E:19:LYS:HZ2	4:E:154:GLU:CB	1.90	0.81
4:E:184:THR:N	4:E:215:GLN:O	2.13	0.81
4:E:6:LEU:HD13	4:E:67:ASN:ND2	1.95	0.81
2:B:258:ALA:CB	3:C:265:LEU:CD2	2.57	0.81
3:C:305:ASN:O	3:C:308:ILE:HG22	1.80	0.81
1:D:240:GLY:O	1:D:243:MET:SD	2.38	0.81
4:E:191:LYS:H	4:E:209:ILE:CG2	1.93	0.81
1:A:108:LEU:HB3	1:A:117:MET:O	1.79	0.81
1:A:250:LEU:CD1	1:A:296:ILE:HG21	2.10	0.81
1:A:257:LEU:CD1	1:A:285:VAL:HG23	2.10	0.81
4:E:19:LYS:NZ	4:E:154:GLU:HB2	1.94	0.81
4:E:216:ARG:O	4:E:217:LYS:HG3	1.81	0.81
1:D:29:VAL:CG1	1:D:60:TRP:HE1	1.93	0.81
1:D:107:LYS:CE	4:E:149:THR:HA	2.10	0.81
1:A:291:VAL:HG12	1:A:295:VAL:HG21	1.62	0.81
1:A:378:GLY:O	1:A:382:ILE:HG12	1.79	0.81
2:B:35:LEU:HD22	2:B:55:PHE:O	1.80	0.81
3:C:110:VAL:CG1	3:C:120:TRP:HB2	2.10	0.81

Continued on next page...

Continued from previous page...

Atom-1	Atom-2	Interatomic distance (Å)	Clash overlap (Å)
4:E:235:LEU:O	4:E:235:LEU:HD12	1.80	0.81
1:A:167:LEU:HA	1:A:170:PHE:HB2	1.63	0.81
1:A:233:PHE:O	1:A:236:PRO:HG2	1.80	0.81
3:C:180:ASP:H	3:C:195:LYS:HB3	1.43	0.81
1:D:209:ARG:CG	1:D:210:ILE:H	1.93	0.81
3:C:278:LEU:C	3:C:278:LEU:CD1	2.47	0.81
1:D:264:ILE:HB	1:D:265:PRO:HD3	1.63	0.81
4:E:276:SER:HB3	4:E:281:LEU:HD13	1.63	0.81
4:E:55:ILE:HG13	4:E:57:ILE:HG13	1.63	0.81
4:E:89:VAL:HG23	4:E:99:PHE:CZ	2.15	0.81
1:A:276:LYS:HD2	1:A:276:LYS:H	1.46	0.81
3:C:438:ALA:HA	3:C:441:GLU:CD	2.01	0.81
1:D:201:ILE:O	1:D:203:TYR:HE1	1.62	0.81
1:D:298:THR:CG2	1:D:301:ARG:HD3	2.11	0.81
1:D:35:LEU:CD1	1:D:54:VAL:CG1	2.57	0.81
1:A:235:LEU:CD1	1:A:242:LYS:HE3	2.10	0.81
3:C:475:MET:O	3:C:478:PHE:CD1	2.33	0.81
1:D:242:LYS:HD2	1:D:245:LEU:HD13	1.60	0.81
1:D:255:VAL:O	1:D:259:VAL:CG2	2.26	0.81
4:E:249:GLN:HE22	4:E:250:LYS:CE	1.91	0.81
1:A:382:ILE:O	1:A:386:MET:HG2	1.80	0.81
2:B:33:VAL:HG21	2:B:158:LEU:HD13	1.61	0.81
2:B:223:TYR:O	2:B:227:PRO:CD	2.29	0.81
3:C:89:ILE:HB	3:C:120:TRP:CZ3	2.16	0.81
2:B:31:VAL:HG12	2:B:158:LEU:CD2	2.11	0.80
2:B:35:LEU:HD22	2:B:56:LEU:HA	1.61	0.80
3:C:31:VAL:HG11	3:C:88:TRP:CH2	2.15	0.80
4:E:144:VAL:HA	4:E:208:ILE:O	1.80	0.80
4:E:2:GLU:HA	4:E:5:ARG:HG3	1.62	0.80
1:A:130:ILE:CD1	1:A:131:ILE:N	2.42	0.80
1:A:254:THR:O	1:A:258:LEU:HG	1.81	0.80
2:B:119:HIS:N	2:B:119:HIS:CD2	2.48	0.80
1:D:236:PRO:HB2	1:D:406:ILE:HG12	1.63	0.80
2:B:75:ILE:O	2:B:75:ILE:HG13	1.79	0.80
1:A:286:ILE:O	1:A:289:ILE:HB	1.81	0.80
1:A:305:THR:HB	1:A:401:TYR:HB3	1.63	0.80
2:B:265:LEU:O	2:B:268:ASP:HB2	1.81	0.80
3:C:7:LEU:HA	3:C:10:ASP:OD2	1.81	0.80
3:C:160:MET:H	3:C:213:GLN:HB2	1.45	0.80
1:D:35:LEU:HG	1:D:54:VAL:CG1	2.10	0.80
4:E:44:GLU:CD	4:E:129:ILE:HB	2.01	0.80

Continued on next page...

Continued from previous page...

Atom-1	Atom-2	Interatomic distance (Å)	Clash overlap (Å)
4:E:138:TRP:CZ2	4:E:215:GLN:HB2	2.16	0.80
4:E:35:THR:HB	4:E:54:TRP:HE3	1.45	0.80
1:D:107:LYS:HE3	4:E:149:THR:HA	1.64	0.80
1:A:175:GLU:O	1:A:211:PRO:HD3	1.81	0.80
1:A:414:PHE:HA	1:A:417:ILE:HD12	1.61	0.80
1:D:245:LEU:HD11	4:E:255:ILE:HG13	1.62	0.80
4:E:1:ASN:ND2	4:E:69:SER:N	2.30	0.80
2:B:131:LYS:HZ2	2:B:132:VAL:HB	1.44	0.80
2:B:37:LEU:CB	2:B:179:ALA:HB3	2.11	0.80
1:D:405:VAL:O	1:D:409:ILE:HG23	1.80	0.80
1:A:160:PRO:HG3	1:A:185:LYS:HB3	1.61	0.80
1:A:41:ILE:HG13	1:A:42:ASN:N	1.97	0.80
3:C:154:ASN:HB3	3:C:211:ASN:CB	2.11	0.80
1:D:201:ILE:HG22	1:D:203:TYR:CE1	2.17	0.80
1:A:420:ILE:HG13	1:A:421:GLY:N	1.96	0.80
2:B:226:VAL:O	2:B:230:LEU:HG	1.82	0.80
3:C:2:ASN:ND2	3:C:71:ALA:HB3	1.97	0.80
3:C:279:PRO:HA	3:C:282:ALA:HB3	1.63	0.80
1:D:284:PHE:O	1:D:287:SER:HB3	1.82	0.80
4:E:267:LEU:HD12	4:E:270:GLN:OE1	1.82	0.80
1:A:148:ILE:CD1	1:A:156:VAL:HG13	2.12	0.80
1:A:305:THR:HG21	1:A:401:TYR:CD1	2.17	0.80
3:C:426:THR:O	3:C:429:ILE:HG13	1.81	0.80
1:D:145:LYS:HG3	1:D:202:THR:HG23	0.88	0.80
4:E:102:ALA:HB2	4:E:121:ALA:HB2	1.62	0.80
1:A:139:GLN:HB2	1:A:207:MET:O	1.82	0.80
1:A:179:LYS:HE2	1:A:208:GLN:CD	2.02	0.80
1:A:243:MET:HE3	1:A:244:THR:HG22	1.64	0.80
2:B:226:VAL:HB	2:B:230:LEU:HD11	1.64	0.80
2:B:435:ALA:O	2:B:439:PHE:HB3	1.82	0.80
4:E:241:PHE:CA	4:E:450:CYS:SG	2.70	0.80
1:A:66:ARG:HD3	1:A:66:ARG:N	1.95	0.80
1:A:238:ASP:HB3	2:B:306:HIS:HE1	1.45	0.79
2:B:89:ASP:OD1	2:B:151:TYR:HD1	1.65	0.79
3:C:106:TYR:O	3:C:106:TYR:HD1	1.65	0.79
3:C:97:ASN:HB3	3:C:128:SER:CB	2.11	0.79
1:A:135:PHE:CD1	1:A:273:LEU:HB2	2.16	0.79
1:A:419:ILE:HD13	1:A:423:VAL:CG2	2.13	0.79
2:B:107:ASN:HB2	3:C:152:ASN:ND2	1.97	0.79
2:B:109:LEU:HB3	2:B:117:SER:HB2	1.62	0.79
2:B:272:GLU:CA	2:B:275:LEU:HG	2.11	0.79

Continued on next page...

Continued from previous page...

Atom-1	Atom-2	Interatomic distance (Å)	Clash overlap (Å)
3:C:12:LEU:CD1	3:C:16:LYS:HG2	2.12	0.79
4:E:91:LEU:H	4:E:95:VAL:CG2	1.95	0.79
3:C:77:ILE:HG13	3:C:77:ILE:O	1.82	0.79
1:D:256:PHE:HE2	4:E:262:THR:HG22	1.47	0.79
1:A:1:SER:N	1:A:4:GLU:HB2	1.96	0.79
2:B:100:PHE:HB2	2:B:103:THR:CB	2.13	0.79
1:D:231:LEU:O	1:D:235:LEU:HG	1.80	0.79
1:D:264:ILE:HB	1:D:265:PRO:CD	2.12	0.79
1:D:165:PRO:HG2	1:D:168:SER:HB3	1.63	0.79
1:A:189:TYR:HA	1:A:197:PRO:CD	2.12	0.79
4:E:237:VAL:HG13	4:E:453:ILE:HD11	1.63	0.79
1:A:131:ILE:HD11	1:A:140:GLN:CD	2.02	0.79
1:D:167:LEU:HG	1:D:178:MET:HB2	1.63	0.79
1:D:252:SER:HB2	4:E:259:LEU:HD22	1.63	0.79
1:A:235:LEU:HD11	1:A:242:LYS:CE	2.10	0.79
1:A:35:LEU:HD21	1:A:37:LEU:CD2	2.12	0.79
2:B:28:LYS:HG2	2:B:154:SER:O	1.82	0.79
3:C:190:TRP:HB3	3:C:223:ARG:HB2	1.63	0.79
1:D:287:SER:HA	1:D:290:ILE:HG12	1.62	0.79
4:E:1:ASN:HD22	4:E:69:SER:HB3	1.47	0.79
1:D:137:PHE:O	1:D:435:GLN:HG3	1.83	0.79
2:B:88:PRO:HB2	2:B:90:ILE:HG13	1.64	0.79
3:C:244:ALA:O	3:C:248:TYR:CD2	2.35	0.79
1:D:250:LEU:O	1:D:254:THR:HG22	1.82	0.79
4:E:191:LYS:O	4:E:209:ILE:HG22	1.82	0.79
2:B:226:VAL:HB	2:B:230:LEU:CD1	2.12	0.79
3:C:155:ALA:CB	3:C:211:ASN:HA	2.12	0.79
3:C:179:ILE:HG22	3:C:182:GLU:HB2	1.65	0.79
1:D:56:LEU:N	1:D:120:PRO:HD2	1.98	0.79
1:D:222:CYS:O	1:D:225:PHE:CD1	2.36	0.79
1:A:79:ARG:HD3	1:A:107:LYS:HD2	1.62	0.79
1:A:291:VAL:O	1:A:295:VAL:HG23	1.82	0.79
2:B:160:HIS:HE2	2:B:207:VAL:HG11	1.45	0.79
3:C:78:SER:O	3:C:79:ILE:HD12	1.82	0.79
1:D:95:ASN:ND2	1:D:128:CYS:HB3	1.98	0.79
1:D:131:ILE:HG13	1:D:133:THR:N	1.97	0.79
1:A:52:THR:O	1:A:123:ILE:HG13	1.83	0.78
2:B:271:PRO:O	2:B:275:LEU:HG	1.83	0.78
2:B:405:VAL:HG12	2:B:409:LYS:NZ	1.98	0.78
1:D:189:TYR:HA	1:D:197:PRO:CD	2.13	0.78
4:E:60:ASN:HD22	4:E:60:ASN:N	1.81	0.78

Continued on next page...

Continued from previous page...

Atom-1	Atom-2	Interatomic distance (Å)	Clash overlap (Å)
1:A:118:TRP:CD1	1:A:120:PRO:CD	2.67	0.78
2:B:133:MET:CA	2:B:279:ILE:HG23	2.13	0.78
1:D:135:PHE:CG	1:D:210:ILE:HG12	2.18	0.78
1:D:138:ASP:O	1:D:139:GLN:HG2	1.84	0.78
1:D:28:PHE:CD2	1:D:157:SER:HB3	2.17	0.78
4:E:262:THR:HA	4:E:265:LEU:HB2	1.64	0.78
4:E:474:VAL:HB	4:E:475:PRO:HD3	1.64	0.78
1:A:6:ARG:HB2	1:A:6:ARG:NH1	1.97	0.78
1:A:43:VAL:HG22	1:A:50:VAL:HG13	1.63	0.78
2:B:107:ASN:HB2	3:C:152:ASN:HD21	1.49	0.78
3:C:153:TYR:HB2	3:C:158:ILE:HB	1.65	0.78
4:E:141:CYS:SG	4:E:143:LEU:HD11	2.23	0.78
4:E:34:LEU:HB2	4:E:210:PHE:HZ	1.48	0.78
4:E:39:LEU:HD12	4:E:49:LEU:HD13	1.65	0.78
1:A:3:HIS:C	1:A:7:LEU:HG	2.03	0.78
2:B:241:LEU:HD21	2:B:251:LEU:HD21	1.63	0.78
2:B:445:THR:O	2:B:449:ILE:HG12	1.84	0.78
1:D:29:VAL:CG1	1:D:60:TRP:NE1	2.45	0.78
2:B:198:ARG:HH11	2:B:198:ARG:CG	1.95	0.78
1:A:41:ILE:CD1	1:A:51:GLU:CD	2.50	0.78
3:C:471:PHE:CD1	3:C:471:PHE:C	2.56	0.78
4:E:27:VAL:HG12	4:E:153:HIS:O	1.84	0.78
1:A:257:LEU:HD13	1:A:285:VAL:HG23	1.65	0.78
2:B:197:TRP:CD1	2:B:204:TYR:HB3	2.17	0.78
2:B:306:HIS:O	2:B:306:HIS:ND1	2.17	0.78
3:C:469:THR:O	3:C:473:PHE:HB2	1.83	0.78
3:C:77:ILE:HD11	3:C:80:LEU:HD13	1.63	0.78
1:D:276:LYS:H	1:D:276:LYS:HD2	1.48	0.78
4:E:148:GLN:CA	4:E:148:GLN:HE21	1.95	0.78
2:B:21:PRO:HG2	2:B:60:TRP:HE1	1.48	0.78
3:C:453:ILE:HG23	3:C:454:ASP:H	1.46	0.78
4:E:91:LEU:HB2	4:E:95:VAL:H	1.48	0.78
1:D:29:VAL:HG12	1:D:60:TRP:HD1	1.44	0.78
1:A:89:ASP:HB2	1:A:149:TRP:HD1	1.48	0.78
2:B:291:VAL:HG12	2:B:292:ALA:H	1.47	0.78
3:C:279:PRO:O	3:C:282:ALA:HB3	1.82	0.78
4:E:162:GLU:HG2	4:E:190:ALA:O	1.84	0.78
1:D:102:ILE:HG22	1:D:102:ILE:O	1.82	0.78
3:C:289:GLY:O	3:C:293:MET:HE2	1.84	0.78
1:A:167:LEU:HD12	1:A:178:MET:CG	2.14	0.78
4:E:152:ALA:H	4:E:205:PHE:HA	1.47	0.78

Continued on next page...

Continued from previous page...

Atom-1	Atom-2	Interatomic distance (Å)	Clash overlap (Å)
4:E:271:LYS:C	4:E:273:PRO:HD2	2.03	0.78
3:C:230:ILE:HG13	3:C:231:ASN:N	1.99	0.78
1:A:129:GLU:OE2	1:A:140:GLN:CG	2.32	0.78
1:A:218:VAL:O	1:A:221:PRO:HD2	1.82	0.78
1:A:255:VAL:CG2	4:E:264:PHE:CE1	2.66	0.78
2:B:135:PHE:HB2	2:B:279:ILE:CD1	2.14	0.78
2:B:144:MET:HE1	2:B:211:LEU:HD21	1.66	0.78
4:E:227:ALA:N	4:E:228:PRO:HD2	1.99	0.78
4:E:293:SER:O	4:E:296:ILE:HG12	1.84	0.78
1:A:1:SER:H3	1:A:4:GLU:HB2	1.49	0.78
1:A:242:LYS:HD2	1:A:245:LEU:HD23	1.66	0.77
2:B:134:TYR:N	2:B:279:ILE:HG12	1.98	0.77
2:B:45:GLU:HA	2:B:130:ILE:HD12	1.66	0.77
1:D:132:VAL:O	1:D:274:ILE:N	2.16	0.77
1:D:250:LEU:HD13	1:D:296:ILE:CD1	2.10	0.77
1:D:228:LEU:HD21	4:E:258:LEU:HD21	1.66	0.77
2:B:68:ASP:O	2:B:72:TYR:HB3	1.84	0.77
1:A:54:VAL:CG2	1:A:122:ALA:HB3	2.14	0.77
2:B:55:PHE:CD1	2:B:55:PHE:N	2.51	0.77
1:D:135:PHE:HB2	1:D:209:ARG:CB	2.13	0.77
4:E:71:TYR:CD1	4:E:111:ASN:HB2	2.20	0.77
2:B:67:TRP:HB2	2:B:72:TYR:HB2	1.64	0.77
1:A:406:ILE:HA	1:A:409:ILE:CD1	2.14	0.77
3:C:13:ILE:HB	3:C:86:LEU:HD22	1.66	0.77
3:C:309:VAL:O	3:C:313:HIS:CB	2.31	0.77
3:C:60:HIS:NE2	3:C:92:ILE:HG21	2.00	0.77
1:D:49:ILE:HD12	1:D:125:LYS:HE3	1.66	0.77
1:A:136:PRO:HG3	1:A:274:ILE:HG23	1.64	0.77
1:A:413:VAL:O	1:A:417:ILE:HG13	1.83	0.77
1:A:423:VAL:O	1:A:426:PHE:HB3	1.85	0.77
1:A:432:GLU:HG3	1:A:436:GLU:OE2	1.84	0.77
2:B:232:SER:O	2:B:236:ILE:HG22	1.84	0.77
2:B:247:GLU:C	2:B:249:MET:HG3	2.05	0.77
2:B:244:ASP:HB3	3:C:314:PHE:HE1	1.49	0.77
3:C:453:ILE:CG2	3:C:454:ASP:H	1.98	0.77
1:D:376:ILE:C	1:D:380:LYS:HE2	2.05	0.77
4:E:133:TYR:CE1	4:E:139:GLN:O	2.38	0.77
4:E:94:ASN:CG	4:E:143:LEU:HD23	2.05	0.77
4:E:99:PHE:HB3	4:E:102:ALA:CB	2.14	0.77
1:D:170:PHE:HE2	1:D:176:TRP:CD1	2.02	0.77
1:D:187:TRP:CH2	1:D:189:TYR:CD2	2.73	0.77

Continued on next page...

Continued from previous page...

Atom-1	Atom-2	Interatomic distance (Å)	Clash overlap (Å)
1:D:178:MET:SD	1:D:207:MET:HB3	2.25	0.77
1:A:251:LEU:CD1	4:E:260:ALA:HB2	2.13	0.77
1:D:68:ASN:HB2	1:D:69:PRO:HD3	1.66	0.77
1:A:294:VAL:HG13	1:A:295:VAL:N	1.98	0.77
2:B:408:ILE:HG23	2:B:409:LYS:N	1.99	0.77
3:C:470:ILE:O	3:C:474:VAL:HG23	1.84	0.77
4:E:284:LYS:HE3	4:E:284:LYS:CA	2.14	0.77
1:A:273:LEU:HD23	1:A:273:LEU:O	1.84	0.77
2:B:266:LEU:O	2:B:270:VAL:HG23	1.84	0.77
4:E:177:PHE:CZ	4:E:184:THR:HA	2.19	0.77
4:E:185:ILE:HG12	4:E:214:ILE:HG22	1.67	0.77
4:E:26:HIS:CG	4:E:26:HIS:O	2.37	0.77
4:E:284:LYS:N	4:E:284:LYS:CE	2.40	0.77
3:C:103:ASN:ND2	3:C:106:TYR:CE2	2.53	0.77
3:C:13:ILE:HG21	3:C:86:LEU:HB3	1.66	0.77
1:D:287:SER:HA	1:D:290:ILE:CG1	2.15	0.77
1:D:1:SER:N	1:D:4:GLU:HB2	1.99	0.77
3:C:204:ASP:OD1	3:C:205:LYS:NZ	2.18	0.77
3:C:43:ILE:H	3:C:43:ILE:HD12	1.46	0.77
1:A:43:VAL:CG1	1:A:50:VAL:HG22	2.15	0.77
3:C:190:TRP:HB2	3:C:223:ARG:HB2	1.67	0.77
3:C:155:ALA:N	3:C:211:ASN:HA	2.00	0.77
3:C:248:TYR:C	3:C:250:PRO:HD2	2.05	0.77
4:E:163:GLU:CD	4:E:163:GLU:N	2.39	0.77
4:E:453:ILE:HD12	4:E:454:ALA:N	2.00	0.77
1:A:296:ILE:HA	1:A:299:HIS:CB	2.10	0.77
1:D:141:ASN:HA	1:D:205:PHE:O	1.84	0.77
3:C:263:VAL:HA	1:D:251:LEU:HD11	1.66	0.77
1:A:106:THR:HG22	1:A:107:LYS:H	1.48	0.76
1:A:145:LYS:HZ2	1:A:202:THR:HG23	1.47	0.76
2:B:134:TYR:CD1	2:B:213:ILE:HG13	2.20	0.76
2:B:256:LEU:HD21	2:B:298:SER:HB2	1.66	0.76
3:C:471:PHE:HD1	3:C:471:PHE:C	1.88	0.76
3:C:35:LEU:HD12	3:C:92:ILE:HG21	1.67	0.76
1:D:149:TRP:CE2	1:D:150:THR:HB	2.21	0.76
1:D:169:THR:HG22	1:D:169:THR:O	1.83	0.76
1:D:303:PRO:HG2	1:D:400:LYS:HZ3	1.47	0.76
1:D:29:VAL:CG1	1:D:60:TRP:CD1	2.68	0.76
4:E:470:HIS:NE2	4:E:474:VAL:HG21	1.99	0.76
1:D:160:PRO:CD	1:D:185:LYS:HB3	2.15	0.76
1:A:230:VAL:HG22	1:A:414:PHE:CE1	2.20	0.76

Continued on next page...

Continued from previous page...

Atom-1	Atom-2	Interatomic distance (Å)	Clash overlap (Å)
3:C:113:ARG:HB3	3:C:114:PRO:HD2	1.67	0.76
3:C:120:TRP:CD1	3:C:122:PRO:HD3	2.21	0.76
3:C:279:PRO:HA	3:C:282:ALA:CB	2.14	0.76
3:C:47:GLU:HG2	3:C:286:PRO:CG	2.16	0.76
3:C:4:GLU:HB3	3:C:72:SER:HB2	1.65	0.76
1:A:426:PHE:CD1	1:A:427:ALA:N	2.53	0.76
2:B:232:SER:HA	2:B:235:ALA:HB3	1.67	0.76
2:B:235:ALA:HB1	2:B:239:PHE:CE2	2.21	0.76
2:B:236:ILE:O	2:B:240:TYR:HB2	1.85	0.76
2:B:291:VAL:CG1	2:B:292:ALA:N	2.48	0.76
1:D:203:TYR:H	1:D:203:TYR:HD1	1.29	0.76
1:D:62:ASP:HB3	1:D:65:LEU:CD1	2.15	0.76
2:B:92:LEU:HA	2:B:145:VAL:O	1.84	0.76
3:C:316:THR:HG23	3:C:317:PRO:CD	2.06	0.76
3:C:78:SER:C	3:C:79:ILE:HD12	2.06	0.76
1:D:295:VAL:O	1:D:299:HIS:N	2.19	0.76
1:D:376:ILE:HG22	1:D:380:LYS:NZ	2.00	0.76
4:E:71:TYR:HD1	4:E:111:ASN:CB	1.97	0.76
1:D:61:ILE:HA	1:D:116:ILE:HD11	1.66	0.76
1:A:262:GLU:O	1:A:265:PRO:HD2	1.85	0.76
3:C:449:VAL:HG12	3:C:452:THR:HG21	1.68	0.76
3:C:58:MET:HG2	3:C:58:MET:O	1.85	0.76
1:D:38:ILE:HA	1:D:169:THR:CG2	2.14	0.76
4:E:152:ALA:HA	4:E:155:VAL:O	1.85	0.76
2:B:287:ILE:HA	2:B:290:LEU:HD12	1.66	0.76
3:C:306:CYS:O	3:C:309:VAL:HB	1.85	0.76
1:D:130:ILE:HB	1:D:134:HIS:CD2	2.20	0.76
1:D:243:MET:O	1:D:246:SER:HB3	1.86	0.76
1:D:419:ILE:HD12	1:D:420:ILE:HG23	1.67	0.76
4:E:45:LYS:HB3	4:E:280:PRO:HA	1.67	0.76
1:A:212:LEU:HA	1:A:215:VAL:HG23	1.68	0.76
4:E:422:ILE:O	4:E:425:SER:HB3	1.86	0.76
1:A:209:ARG:CG	1:A:210:ILE:H	1.96	0.76
2:B:251:LEU:HD13	3:C:261:ILE:HG21	1.66	0.76
3:C:438:ALA:HA	3:C:441:GLU:OE1	1.86	0.76
1:A:230:VAL:HG13	1:A:414:PHE:CZ	2.21	0.76
2:B:450:GLY:O	2:B:454:ILE:HG13	1.85	0.76
3:C:190:TRP:HD1	3:C:221:ILE:HD12	1.49	0.76
3:C:42:LEU:HD22	3:C:190:TRP:HH2	1.49	0.76
4:E:117:TRP:NE1	4:E:119:PRO:HD3	2.01	0.76
1:A:240:GLY:O	1:A:306:HIS:HE1	1.67	0.76

Continued on next page...

Continued from previous page...

Atom-1	Atom-2	Interatomic distance (Å)	Clash overlap (Å)
2:B:191:LYS:HE2	2:B:209:PHE:HB3	1.68	0.76
2:B:37:LEU:HB3	2:B:179:ALA:CB	2.14	0.76
3:C:216:THR:C	3:C:217:PHE:HD1	1.89	0.76
3:C:38:THR:HG21	3:C:57:TRP:CE3	2.19	0.76
4:E:183:TRP:HA	4:E:216:ARG:HA	1.66	0.76
4:E:235:LEU:CA	4:E:238:LEU:HG	2.15	0.76
3:C:263:VAL:O	3:C:267:GLN:HG2	1.85	0.76
3:C:431:LYS:O	3:C:434:LYS:HB3	1.86	0.76
3:C:48:THR:CA	3:C:286:PRO:HD3	2.16	0.76
4:E:267:LEU:O	4:E:270:GLN:HG3	1.85	0.76
1:A:212:LEU:HA	1:A:215:VAL:CG2	2.16	0.76
1:A:233:PHE:CZ	1:A:417:ILE:HD11	2.21	0.75
1:A:261:VAL:O	1:A:265:PRO:CD	2.34	0.75
1:A:41:ILE:O	1:A:42:ASN:CG	2.24	0.75
1:D:135:PHE:CD2	1:D:210:ILE:HG12	2.21	0.75
1:D:92:LEU:H	1:D:92:LEU:CD2	1.99	0.75
2:B:244:ASP:HB3	3:C:314:PHE:CE1	2.21	0.75
3:C:3:GLU:HG2	3:C:3:GLU:O	1.86	0.75
4:E:250:LYS:CA	4:E:253:LEU:HB3	2.16	0.75
1:D:65:LEU:HD23	1:D:110:LEU:CD2	2.14	0.75
1:A:36:GLN:HA	1:A:164:ARG:NH2	2.01	0.75
1:D:303:PRO:HB2	1:D:400:LYS:HZ2	1.50	0.75
3:C:35:LEU:HD12	3:C:60:HIS:NE2	2.02	0.75
1:D:46:VAL:CA	1:D:272:PRO:HD3	2.16	0.75
2:B:132:VAL:HG12	2:B:279:ILE:HA	1.67	0.75
3:C:318:SER:HB2	3:C:447:ASN:ND2	1.97	0.75
3:C:60:HIS:CD2	3:C:92:ILE:CD1	2.70	0.75
1:D:416:LEU:CA	1:D:419:ILE:HG13	2.16	0.75
4:E:144:VAL:HG12	4:E:209:ILE:HA	1.67	0.75
4:E:44:GLU:HB3	4:E:280:PRO:HB3	1.69	0.75
4:E:76:LEU:HD21	4:E:108:LEU:HD11	1.66	0.75
1:D:137:PHE:HB3	1:D:435:GLN:CD	2.07	0.75
2:B:40:LEU:HD23	2:B:52:THR:OG1	1.85	0.75
3:C:141:TRP:CB	3:C:222:ARG:HA	2.16	0.75
3:C:17:TYR:CZ	3:C:19:LYS:HA	2.21	0.75
3:C:1:VAL:O	3:C:3:GLU:N	2.20	0.75
3:C:81:ARG:CZ	3:C:111:LEU:HD13	2.17	0.75
1:D:92:LEU:N	1:D:92:LEU:HD22	2.00	0.75
1:A:229:THR:CA	1:A:232:VAL:HB	2.17	0.75
3:C:90:PRO:HD2	3:C:120:TRP:CZ3	2.22	0.75
3:C:148:PHE:HB2	3:C:215:VAL:HG23	1.67	0.75

Continued on next page...

Continued from previous page...

Atom-1	Atom-2	Interatomic distance (Å)	Clash overlap (Å)
3:C:180:ASP:HB2	3:C:195:LYS:HB2	1.68	0.75
2:B:80:ILE:HA	3:C:20:HIS:HE1	1.51	0.75
3:C:50:GLU:HB3	3:C:132:ILE:HB	1.67	0.75
1:D:188:VAL:O	1:D:197:PRO:HB2	1.86	0.75
4:E:59:TRP:HE1	4:E:84:LEU:HD23	1.51	0.75
1:A:90:LEU:HD13	1:A:100:PHE:HE2	1.51	0.75
1:D:92:LEU:HD13	1:D:146:LEU:CG	2.16	0.75
4:E:86:LEU:HD13	4:E:103:TYR:CE1	2.22	0.75
4:E:128:PRO:O	4:E:129:ILE:HG12	1.87	0.75
4:E:36:LEU:HD12	4:E:173:ASP:OD1	1.86	0.75
4:E:449:ALA:HA	4:E:452:TRP:CD1	2.21	0.75
4:E:90:VAL:HA	4:E:99:PHE:HE1	1.51	0.75
3:C:216:THR:O	3:C:217:PHE:HD1	1.70	0.75
3:C:280:GLU:HG3	3:C:281:THR:N	2.00	0.75
3:C:449:VAL:HG12	3:C:452:THR:CG2	2.17	0.75
1:D:56:LEU:HD23	1:D:56:LEU:N	2.02	0.75
4:E:38:ASN:O	4:E:51:THR:HA	1.87	0.75
4:E:52:ASN:HD21	4:E:120:PRO:HB2	1.52	0.75
4:E:291:PHE:O	4:E:295:VAL:HG23	1.87	0.75
2:B:153:THR:CB	2:B:204:TYR:HB2	2.10	0.74
2:B:240:TYR:O	2:B:244:ASP:HB2	1.87	0.74
3:C:311:ASN:O	3:C:315:ARG:N	2.20	0.74
1:D:290:ILE:O	1:D:293:VAL:HB	1.87	0.74
4:E:183:TRP:HB2	4:E:216:ARG:CG	2.06	0.74
1:A:279:LEU:HD13	1:A:282:MET:CB	2.17	0.74
1:A:380:LYS:CB	2:B:408:ILE:HD13	2.15	0.74
2:B:92:LEU:HD22	2:B:146:PHE:CD1	2.23	0.74
3:C:266:ALA:O	3:C:270:PHE:CE1	2.40	0.74
1:A:66:ARG:HD3	1:A:66:ARG:H	1.51	0.74
1:A:133:THR:HG22	1:A:133:THR:O	1.86	0.74
2:B:147:LYS:HG3	2:B:148:SER:N	2.00	0.74
3:C:249:LEU:N	3:C:250:PRO:CD	2.49	0.74
3:C:60:HIS:NE2	3:C:92:ILE:HD13	2.01	0.74
1:D:377:GLU:HB2	4:E:415:CYS:CB	2.17	0.74
4:E:44:GLU:HA	4:E:129:ILE:HD11	1.68	0.74
1:A:62:ASP:OD1	1:A:64:ARG:HB2	1.87	0.74
1:D:10:ASN:OD1	1:D:11:LEU:HD23	1.86	0.74
2:B:192:PRO:HD2	2:B:210:TYR:CB	2.15	0.74
2:B:284:LEU:HD23	2:B:287:ILE:HD11	1.69	0.74
3:C:131:PRO:HG3	3:C:145:SER:H	1.51	0.74
3:C:223:ARG:HG2	3:C:224:LYS:N	2.03	0.74

Continued on next page...

Continued from previous page...

Atom-1	Atom-2	Interatomic distance (Å)	Clash overlap (Å)
3:C:278:LEU:HD12	3:C:278:LEU:O	1.86	0.74
1:D:166:ASP:OD1	1:D:205:PHE:CE2	2.40	0.74
1:D:298:THR:HG22	1:D:301:ARG:HD3	1.70	0.74
4:E:163:GLU:H	4:E:163:GLU:CD	1.91	0.74
4:E:305:ASN:HA	4:E:308:LEU:CD1	2.17	0.74
1:D:32:THR:CB	1:D:59:GLN:HB3	2.18	0.74
1:A:160:PRO:HG2	1:A:185:LYS:NZ	2.01	0.74
2:B:233:ILE:O	2:B:237:LEU:HB2	1.87	0.74
3:C:47:GLU:HG2	3:C:286:PRO:HD2	1.68	0.74
4:E:275:THR:O	4:E:279:VAL:HG23	1.87	0.74
1:A:244:THR:O	1:A:247:ILE:CG2	2.36	0.74
1:A:380:LYS:O	1:A:384:GLU:HB2	1.86	0.74
2:B:45:GLU:OE1	2:B:279:ILE:HD11	1.86	0.74
2:B:55:PHE:HD1	2:B:55:PHE:N	1.82	0.74
4:E:159:LEU:HD11	4:E:208:ILE:HG23	1.68	0.74
1:A:249:VAL:HG13	1:A:253:LEU:HD23	1.70	0.74
1:A:379:VAL:HA	1:A:382:ILE:HD11	1.70	0.74
2:B:108:VAL:HG13	2:B:118:TRP:HB2	1.70	0.74
2:B:459:SER:O	2:B:463:PRO:CD	2.36	0.74
4:E:107:VAL:HG12	4:E:108:LEU:H	1.51	0.74
4:E:132:THR:C	4:E:135:PRO:HD3	2.08	0.74
4:E:100:GLU:HB2	4:E:122:ILE:CD1	2.17	0.74
2:B:142:CYS:SG	2:B:143:THR:N	2.61	0.74
3:C:42:LEU:HD22	3:C:190:TRP:CZ2	2.23	0.74
1:D:46:VAL:HG21	1:D:270:ALA:O	1.87	0.74
4:E:240:TYR:CD2	4:E:453:ILE:CG1	2.71	0.74
4:E:36:LEU:HD13	4:E:173:ASP:OD1	1.87	0.74
1:A:39:GLN:O	1:A:53:ASN:HB2	1.88	0.74
2:B:133:MET:HA	2:B:279:ILE:CG2	2.18	0.74
3:C:478:PHE:C	3:C:478:PHE:HD1	1.91	0.74
3:C:475:MET:HA	3:C:478:PHE:CZ	2.23	0.74
1:D:170:PHE:CZ	1:D:171:MET:O	2.40	0.74
4:E:194:TYR:HA	4:E:206:GLN:HG2	1.70	0.74
4:E:266:PHE:HD1	4:E:269:ALA:HB3	1.49	0.74
4:E:197:GLN:HG2	4:E:198:LEU:N	2.03	0.74
2:B:136:PRO:HB3	2:B:280:ILE:HD11	1.68	0.74
2:B:92:LEU:HD12	2:B:95:ASN:HB2	1.69	0.74
1:D:142:CYS:SG	1:D:144:MET:HG3	2.28	0.74
4:E:27:VAL:HG12	4:E:154:GLU:HA	1.67	0.74
1:A:107:LYS:O	1:A:108:LEU:HD23	1.87	0.73
1:A:186:HIS:CE1	1:A:187:TRP:O	2.40	0.73

Continued on next page...

Continued from previous page...

Atom-1	Atom-2	Interatomic distance (Å)	Clash overlap (Å)
1:A:37:LEU:CD2	1:A:54:VAL:HG12	2.18	0.73
2:B:160:HIS:HE2	2:B:209:PHE:HE1	1.36	0.73
2:B:47:ASN:O	2:B:48:GLU:CG	2.27	0.73
3:C:97:ASN:ND2	3:C:146:LEU:CG	2.48	0.73
1:D:187:TRP:HZ2	1:D:196:THR:HA	1.53	0.73
1:A:432:GLU:O	1:A:436:GLU:HG3	1.88	0.73
1:A:43:VAL:HG22	1:A:50:VAL:CG2	2.18	0.73
2:B:100:PHE:CD2	2:B:103:THR:HB	2.24	0.73
3:C:463:PRO:HA	3:C:466:VAL:CG2	2.17	0.73
1:D:238:ASP:HB3	4:E:308:LEU:HD23	1.69	0.73
1:D:35:LEU:HD11	1:D:54:VAL:HG21	1.71	0.73
2:B:10:VAL:HG13	2:B:11:LEU:HD22	1.69	0.73
3:C:59:ASP:OD1	3:C:121:LEU:HD13	1.88	0.73
2:B:256:LEU:HD22	2:B:298:SER:HB2	1.70	0.73
1:D:228:LEU:O	1:D:232:VAL:HG23	1.88	0.73
1:D:413:VAL:HG12	1:D:417:ILE:HG13	1.69	0.73
1:D:106:THR:HG22	1:D:107:LYS:N	2.02	0.73
1:A:93:TYR:OH	1:A:200:ASP:HB3	1.89	0.73
3:C:141:TRP:CH2	3:C:223:ARG:HB3	2.23	0.73
3:C:300:THR:HA	3:C:303:VAL:CG2	2.17	0.73
3:C:253:SER:CB	1:D:306:HIS:HB3	2.19	0.73
1:D:291:VAL:HG11	1:D:413:VAL:HG11	1.70	0.73
1:D:419:ILE:CD1	1:D:420:ILE:HG23	2.18	0.73
1:D:63:VAL:O	1:D:66:ARG:HD3	1.89	0.73
2:B:253:ILE:HG12	2:B:302:LEU:HD11	1.71	0.73
3:C:35:LEU:HD22	3:C:215:VAL:HG21	1.70	0.73
3:C:463:PRO:CA	3:C:466:VAL:HG23	2.19	0.73
1:D:252:SER:O	1:D:255:VAL:HG12	1.88	0.73
1:D:95:ASN:HD21	1:D:128:CYS:CB	1.99	0.73
4:E:282:ILE:O	4:E:286:LEU:HD12	1.88	0.73
4:E:59:TRP:CZ2	4:E:115:MET:HB3	2.23	0.73
2:B:33:VAL:HG22	2:B:158:LEU:HD22	1.70	0.73
2:B:283:TYR:O	2:B:287:ILE:HG23	1.89	0.73
3:C:122:PRO:CB	3:C:123:PRO:HD2	2.09	0.73
1:D:411:LEU:O	1:D:415:MET:HG3	1.89	0.73
4:E:59:TRP:C	4:E:60:ASN:ND2	2.35	0.73
1:A:292:THR:O	1:A:296:ILE:HG12	1.88	0.73
2:B:136:PRO:HD3	2:B:280:ILE:HD11	1.70	0.73
2:B:89:ASP:OD1	2:B:151:TYR:CD1	2.42	0.73
2:B:144:MET:CE	2:B:211:LEU:HD21	2.19	0.73
2:B:227:PRO:O	2:B:231:ILE:HG12	1.88	0.73

Continued on next page...

Continued from previous page...

Atom-1	Atom-2	Interatomic distance (Å)	Clash overlap (Å)
3:C:103:ASN:ND2	3:C:106:TYR:HE2	1.86	0.73
1:A:148:ILE:HG22	1:A:198:TYR:HB2	1.71	0.73
1:A:240:GLY:O	1:A:306:HIS:CE1	2.42	0.73
1:A:293:VAL:O	1:A:297:ASN:HB3	1.87	0.73
3:C:37:LEU:HD12	3:C:217:PHE:CD2	2.22	0.73
3:C:300:THR:HA	3:C:303:VAL:HG23	1.70	0.73
1:D:249:VAL:HA	1:D:252:SER:HB3	1.68	0.73
1:D:292:THR:CA	1:D:295:VAL:HG22	2.15	0.73
4:E:152:ALA:N	4:E:205:PHE:HD1	1.85	0.73
4:E:265:LEU:CD2	4:E:296:ILE:HD11	2.11	0.73
1:D:3:HIS:O	1:D:7:LEU:HG	1.89	0.73
3:C:94:LEU:CB	3:C:98:ASN:HB2	2.19	0.73
1:A:52:THR:O	1:A:123:ILE:HA	1.89	0.73
1:A:229:THR:O	1:A:233:PHE:HD1	1.70	0.73
3:C:102:TYR:HE1	3:C:106:TYR:HB3	1.54	0.73
3:C:104:VAL:HA	3:C:106:TYR:CE1	2.22	0.73
3:C:269:VAL:HA	3:C:272:LEU:HD11	1.69	0.73
3:C:474:VAL:HA	3:C:477:ASN:OD1	1.88	0.73
1:D:40:LEU:CD1	1:D:52:THR:HB	2.19	0.73
4:E:262:THR:OG1	4:E:265:LEU:CD1	2.33	0.73
3:C:266:ALA:HB3	1:D:251:LEU:HD22	1.69	0.73
3:C:269:VAL:HG13	3:C:270:PHE:CD1	2.24	0.73
2:B:416:GLU:CD	3:C:433:ILE:HD13	2.08	0.73
1:D:56:LEU:HB2	1:D:120:PRO:CG	2.19	0.73
1:A:249:VAL:HG23	2:B:257:LEU:HD21	1.70	0.72
3:C:453:ILE:CG2	3:C:454:ASP:N	2.51	0.72
3:C:90:PRO:HD2	3:C:120:TRP:CE3	2.24	0.72
1:D:228:LEU:HD23	1:D:249:VAL:HG11	1.71	0.72
1:A:201:ILE:HG21	1:A:203:TYR:HE1	1.54	0.72
2:B:297:LEU:CD1	2:B:445:THR:HG21	2.19	0.72
3:C:244:ALA:O	3:C:248:TYR:HD2	1.69	0.72
4:E:32:LEU:HD12	4:E:157:LEU:HD13	1.71	0.72
4:E:261:GLN:HE21	4:E:265:LEU:HG	1.54	0.72
1:D:78:ILE:HD11	1:D:110:LEU:CG	2.19	0.72
3:C:275:SER:O	3:C:279:PRO:HD3	1.88	0.72
3:C:296:MET:CE	3:C:296:MET:HA	2.19	0.72
1:D:131:ILE:HD11	1:D:133:THR:CB	2.20	0.72
4:E:75:ASP:HB3	4:E:110:TYR:HE1	1.52	0.72
2:B:416:GLU:OE2	3:C:433:ILE:HD13	1.88	0.72
3:C:69:TRP:CB	3:C:73:GLU:HB2	2.18	0.72
3:C:77:ILE:HD12	3:C:80:LEU:HD13	1.71	0.72

Continued on next page...

Continued from previous page...

Atom-1	Atom-2	Interatomic distance (Å)	Clash overlap (Å)
1:A:132:VAL:O	1:A:274:ILE:HG22	1.88	0.72
1:A:401:TYR:CD1	1:A:401:TYR:O	2.42	0.72
1:A:56:LEU:HD22	1:A:58:GLN:HG3	1.70	0.72
1:A:56:LEU:HD23	1:A:57:ARG:N	2.04	0.72
2:B:135:PHE:CB	2:B:279:ILE:HD13	2.18	0.72
3:C:243:ALA:O	3:C:246:ALA:HB3	1.90	0.72
1:D:286:ILE:O	1:D:290:ILE:HG23	1.89	0.72
4:E:416:VAL:HG22	4:E:417:GLU:N	2.04	0.72
2:B:129:THR:O	2:B:129:THR:HG23	1.88	0.72
3:C:19:LYS:NZ	3:C:88:TRP:HD1	1.88	0.72
3:C:463:PRO:O	3:C:467:LEU:HD23	1.90	0.72
1:D:415:MET:O	1:D:419:ILE:HG23	1.90	0.72
4:E:184:THR:O	4:E:215:GLN:N	2.22	0.72
4:E:209:ILE:HG12	4:E:211:PHE:HE1	1.55	0.72
1:D:20:ARG:HG3	1:D:22:VAL:HG23	1.70	0.72
2:B:95:ASN:CB	2:B:126:SER:HB2	2.15	0.72
2:B:60:TRP:CH2	2:B:85:VAL:HG21	2.25	0.72
3:C:42:LEU:HD13	3:C:190:TRP:HZ2	1.54	0.72
1:D:170:PHE:CE1	1:D:171:MET:O	2.42	0.72
4:E:140:ASN:HD21	4:E:211:PHE:HA	1.53	0.72
1:A:136:PRO:HA	1:A:277:TYR:CZ	2.24	0.72
3:C:201:ILE:O	3:C:202:TYR:CG	2.42	0.72
1:D:40:LEU:HD22	1:D:52:THR:OG1	1.90	0.72
4:E:152:ALA:HB2	4:E:206:GLN:H	1.55	0.72
4:E:217:LYS:HE3	4:E:217:LYS:O	1.88	0.72
4:E:222:ILE:HG23	4:E:223:ILE:H	1.55	0.72
2:B:75:ILE:HD13	2:B:78:LEU:HD13	1.70	0.72
1:A:380:LYS:HD3	2:B:408:ILE:HB	1.72	0.72
3:C:67:LEU:HD12	3:C:116:GLY:HA2	1.70	0.72
4:E:238:LEU:O	4:E:242:LEU:HB3	1.90	0.72
2:B:421:PHE:CA	2:B:424:LEU:HB2	2.19	0.72
1:D:192:CYS:SG	1:D:193:CYS:N	2.62	0.72
1:A:376:ILE:HG23	1:A:380:LYS:NZ	2.04	0.72
1:D:245:LEU:HD21	4:E:255:ILE:CG2	2.20	0.72
1:D:45:GLU:O	1:D:272:PRO:HG3	1.90	0.72
4:E:309:ARG:NH2	4:E:446:ILE:HG13	2.05	0.72
2:B:7:LEU:HD13	2:B:68:ASP:HB2	1.71	0.72
1:A:37:LEU:HA	1:A:53:ASN:O	1.89	0.71
2:B:48:GLU:HA	2:B:130:ILE:HG12	1.72	0.71
4:E:289:VAL:O	4:E:293:SER:HB3	1.90	0.71
4:E:311:PRO:CG	4:E:440:VAL:HG22	2.20	0.71

Continued on next page...

Continued from previous page...

Atom-1	Atom-2	Interatomic distance (Å)	Clash overlap (Å)
2:B:95:ASN:HA	2:B:127:SER:N	2.03	0.71
2:B:145:VAL:HG12	2:B:206:ASP:HB2	1.71	0.71
2:B:60:TRP:HH2	2:B:85:VAL:HG21	1.55	0.71
3:C:200:ASN:ND2	3:C:201:ILE:H	1.88	0.71
3:C:445:ASN:HA	3:C:448:LEU:CG	2.12	0.71
1:D:257:LEU:HD12	1:D:257:LEU:C	2.10	0.71
1:D:45:GLU:HG2	1:D:272:PRO:HG3	1.67	0.71
1:D:92:LEU:N	1:D:92:LEU:CD2	2.53	0.71
1:A:31:ILE:CG1	1:A:60:TRP:HB3	2.21	0.71
3:C:115:ASN:ND2	3:C:115:ASN:H	1.85	0.71
4:E:28:ILE:HG21	4:E:85:TRP:CZ3	2.24	0.71
4:E:454:ALA:O	4:E:457:LEU:HB3	1.90	0.71
1:A:141:ASN:HA	1:A:205:PHE:O	1.90	0.71
2:B:131:LYS:HB3	2:B:133:MET:CG	2.20	0.71
3:C:50:GLU:O	3:C:129:SER:HA	1.90	0.71
3:C:282:ALA:O	3:C:285:VAL:O	2.08	0.71
4:E:236:VAL:C	4:E:239:VAL:HG23	2.10	0.71
4:E:241:PHE:CE1	4:E:450:CYS:HB3	2.26	0.71
4:E:416:VAL:CG2	4:E:417:GLU:N	2.53	0.71
1:A:175:GLU:OE1	1:A:175:GLU:HA	1.90	0.71
1:A:245:LEU:HG	2:B:253:ILE:HG21	1.71	0.71
3:C:70:ASN:O	3:C:74:TYR:HB3	1.91	0.71
4:E:103:TYR:C	4:E:104:TYR:CD1	2.64	0.71
4:E:55:ILE:CG2	4:E:119:PRO:HG2	2.21	0.71
1:A:131:ILE:CD1	1:A:140:GLN:HG2	2.21	0.71
2:B:20:ARG:N	2:B:20:ARG:HD3	2.02	0.71
2:B:95:ASN:CA	2:B:127:SER:H	2.03	0.71
1:D:287:SER:O	1:D:291:VAL:HG23	1.90	0.71
4:E:140:ASN:HD22	4:E:141:CYS:N	1.89	0.71
4:E:94:ASN:ND2	4:E:143:LEU:HD23	2.06	0.71
1:D:15:TYR:C	1:D:16:ASN:ND2	2.44	0.71
1:A:145:LYS:HZ2	1:A:202:THR:CG2	2.04	0.71
2:B:278:PRO:O	2:B:279:ILE:HG13	1.91	0.71
1:D:195:ASP:OD1	1:D:196:THR:N	2.24	0.71
1:D:396:ALA:O	1:D:399:TRP:HB2	1.90	0.71
4:E:122:ILE:O	4:E:122:ILE:HG12	1.90	0.71
3:C:278:LEU:CD1	3:C:278:LEU:O	2.37	0.71
4:E:42:LEU:HD22	4:E:183:TRP:CZ2	2.26	0.71
4:E:183:TRP:HB3	4:E:216:ARG:NE	2.04	0.71
1:D:107:LYS:HD3	1:D:107:LYS:N	2.05	0.71
1:A:410:LEU:HD13	1:A:414:PHE:HD2	1.56	0.71

Continued on next page...

Continued from previous page...

Atom-1	Atom-2	Interatomic distance (Å)	Clash overlap (Å)
1:A:43:VAL:HG13	1:A:50:VAL:CG2	2.21	0.71
1:A:17:LYS:NZ	1:A:83:ASP:HB3	2.05	0.71
2:B:195:LYS:HA	2:B:207:VAL:HG13	1.73	0.71
2:B:218:LEU:HD13	2:B:221:ILE:HD11	1.71	0.71
3:C:180:ASP:N	3:C:181:PRO:HD2	2.05	0.71
3:C:478:PHE:C	3:C:478:PHE:CD1	2.64	0.71
3:C:7:LEU:HD13	3:C:73:GLU:OE1	1.89	0.71
1:D:249:VAL:O	1:D:253:LEU:HB3	1.90	0.71
1:A:64:ARG:CA	1:A:66:ARG:HH11	2.02	0.71
1:A:247:ILE:CG2	1:A:248:SER:N	2.53	0.71
2:B:56:LEU:HD21	2:B:103:THR:HG23	1.72	0.71
2:B:132:VAL:CG1	2:B:279:ILE:HA	2.21	0.71
3:C:426:THR:O	3:C:429:ILE:CG1	2.38	0.71
1:D:236:PRO:HB3	1:D:299:HIS:NE2	2.05	0.71
1:D:377:GLU:HA	1:D:380:LYS:CD	2.20	0.71
4:E:34:LEU:HB2	4:E:210:PHE:CZ	2.25	0.71
4:E:10:LEU:HD13	4:E:64:LEU:CD2	2.21	0.71
1:A:95:ASN:HA	1:A:127:TYR:HB3	1.73	0.70
1:A:145:LYS:NZ	1:A:202:THR:CG2	2.54	0.70
2:B:290:LEU:HD11	2:B:453:SER:CB	2.21	0.70
3:C:305:ASN:O	3:C:309:VAL:HG23	1.90	0.70
3:C:30:VAL:HG11	3:C:159:SER:N	2.05	0.70
1:D:146:LEU:HD22	1:D:203:TYR:CZ	2.26	0.70
4:E:59:TRP:CD2	4:E:115:MET:HB2	2.26	0.70
4:E:251:CYS:SG	4:E:252:THR:N	2.64	0.70
1:A:221:PRO:CA	1:A:224:LEU:HB3	2.21	0.70
2:B:291:VAL:HG12	2:B:292:ALA:N	2.06	0.70
3:C:241:PHE:HA	3:C:244:ALA:HB3	1.72	0.70
1:D:43:VAL:HG22	1:D:50:VAL:CA	2.19	0.70
1:A:413:VAL:HG13	1:A:416:LEU:HD23	1.72	0.70
2:B:269:LYS:HD2	2:B:270:VAL:N	2.06	0.70
3:C:199:LYS:HZ3	3:C:200:ASN:HA	1.55	0.70
3:C:299:VAL:O	3:C:302:VAL:HG23	1.91	0.70
3:C:434:LYS:CE	3:C:435:GLU:HG2	2.20	0.70
1:D:35:LEU:CD2	1:D:164:ARG:HH12	1.98	0.70
1:D:157:SER:HA	1:D:199:LEU:HD12	1.72	0.70
1:D:46:VAL:HA	1:D:272:PRO:HD3	1.73	0.70
4:E:173:ASP:N	4:E:174:PRO:HD2	2.06	0.70
1:D:63:VAL:O	1:D:66:ARG:CD	2.39	0.70
1:A:121:PRO:CB	2:B:149:TYR:CZ	2.74	0.70
3:C:462:THR:O	3:C:466:VAL:HG23	1.90	0.70

Continued on next page...

Continued from previous page...

Atom-1	Atom-2	Interatomic distance (Å)	Clash overlap (Å)
1:D:201:ILE:O	1:D:203:TYR:CE1	2.44	0.70
1:D:239:SER:CB	4:E:314:HIS:HB2	2.21	0.70
4:E:44:GLU:CA	4:E:129:ILE:HD12	2.20	0.70
4:E:27:VAL:CG1	4:E:153:HIS:O	2.40	0.70
4:E:42:LEU:HD22	4:E:183:TRP:CE2	2.26	0.70
4:E:32:LEU:HD12	4:E:208:ILE:HD11	1.72	0.70
1:A:166:ASP:OD2	1:A:178:MET:HE1	1.91	0.70
1:A:93:TYR:CD2	1:A:145:LYS:HB3	2.27	0.70
3:C:201:ILE:O	3:C:202:TYR:CD1	2.45	0.70
3:C:62:TRP:CZ2	3:C:88:TRP:O	2.44	0.70
4:E:147:SER:O	4:E:205:PHE:HE2	1.74	0.70
1:D:102:ILE:HG13	4:E:98:GLN:HE21	1.53	0.70
1:A:80:LEU:HD12	1:A:80:LEU:O	1.92	0.70
4:E:149:THR:CG2	4:E:150:TYR:H	2.03	0.70
1:A:4:GLU:HA	1:A:7:LEU:HD12	1.73	0.70
1:A:294:VAL:CG1	1:A:295:VAL:N	2.55	0.70
1:A:299:HIS:O	1:A:306:HIS:O	2.09	0.70
1:A:41:ILE:HD11	1:A:51:GLU:CG	2.20	0.70
2:B:118:TRP:CD1	2:B:120:PRO:HD3	2.26	0.70
2:B:281:ILE:HD12	2:B:281:ILE:N	2.07	0.70
3:C:180:ASP:OD2	3:C:219:LEU:HD22	1.92	0.70
1:D:253:LEU:CD2	1:D:254:THR:N	2.52	0.70
1:D:43:VAL:CG1	1:D:49:ILE:O	2.35	0.70
4:E:94:ASN:ND2	4:E:125:SER:HB2	2.01	0.70
3:C:93:VAL:HG21	3:C:151:LEU:HD13	1.73	0.70
1:D:1:SER:H3	1:D:4:GLU:HB2	1.56	0.70
1:A:207:MET:HE2	1:A:207:MET:H	1.55	0.70
1:A:35:LEU:C	1:A:35:LEU:HD23	2.11	0.70
3:C:190:TRP:CA	3:C:223:ARG:HB2	2.21	0.70
1:D:92:LEU:HD21	1:D:124:PHE:CZ	2.26	0.70
1:D:235:LEU:CD2	4:E:308:LEU:HG	2.21	0.70
4:E:47:GLU:O	4:E:126:THR:HG23	1.92	0.70
3:C:204:ASP:OD1	3:C:205:LYS:HD3	1.92	0.70
1:A:243:MET:HG2	1:A:244:THR:H	1.56	0.70
3:C:69:TRP:HE3	3:C:73:GLU:HB3	1.55	0.70
1:D:252:SER:HB2	4:E:259:LEU:HD13	1.73	0.70
1:D:287:SER:O	1:D:290:ILE:HG12	1.91	0.70
4:E:27:VAL:CG1	4:E:154:GLU:N	2.52	0.70
4:E:62:TYR:HD1	4:E:62:TYR:C	1.94	0.70
1:A:209:ARG:C	1:A:210:ILE:HG13	2.12	0.70
2:B:284:LEU:HA	2:B:287:ILE:HG13	1.72	0.70

Continued on next page...

Continued from previous page...

Atom-1	Atom-2	Interatomic distance (Å)	Clash overlap (Å)
3:C:160:MET:H	3:C:213:GLN:CB	2.04	0.70
3:C:181:PRO:HD3	3:C:192:ILE:HG21	1.74	0.70
1:D:250:LEU:CA	1:D:253:LEU:HD22	2.22	0.70
4:E:103:TYR:CG	4:E:104:TYR:N	2.58	0.70
4:E:151:ASN:O	4:E:153:HIS:N	2.25	0.70
1:A:4:GLU:HA	1:A:7:LEU:CD1	2.22	0.70
1:A:233:PHE:O	1:A:236:PRO:CG	2.40	0.70
2:B:185:GLN:HB3	2:B:217:PRO:HB3	1.74	0.70
2:B:264:LEU:O	2:B:267:ALA:HB3	1.92	0.70
2:B:40:LEU:HD13	2:B:41:LEU:N	2.07	0.70
2:B:416:GLU:OE1	3:C:433:ILE:HD13	1.92	0.70
3:C:457:SER:O	3:C:461:ILE:HG13	1.92	0.70
3:C:58:MET:SD	3:C:92:ILE:HD12	2.30	0.70
1:D:214:PHE:CE1	1:D:267:THR:HG21	2.27	0.70
2:B:72:TYR:HD1	2:B:112:HIS:HB2	1.57	0.70
1:A:136:PRO:HG3	1:A:274:ILE:HG21	1.74	0.69
1:A:149:TRP:HH2	4:E:119:PRO:HA	1.54	0.69
1:A:166:ASP:OD2	1:A:178:MET:CE	2.40	0.69
1:D:244:THR:HG23	1:D:245:LEU:N	2.06	0.69
1:D:292:THR:O	1:D:296:ILE:HG12	1.91	0.69
1:D:46:VAL:HG22	1:D:272:PRO:HD3	1.74	0.69
1:A:136:PRO:HB2	1:A:138:ASP:OD1	1.92	0.69
1:A:137:PHE:CD1	1:A:210:ILE:HD12	2.26	0.69
1:A:251:LEU:HD13	4:E:260:ALA:CB	2.15	0.69
1:A:60:TRP:HE1	1:A:116:ILE:HD12	1.57	0.69
2:B:251:LEU:HD12	2:B:251:LEU:O	1.91	0.69
2:B:132:VAL:HG12	2:B:279:ILE:CA	2.21	0.69
1:D:303:PRO:HD2	1:D:400:LYS:CD	2.22	0.69
4:E:30:VAL:O	4:E:158:GLN:HG3	1.91	0.69
4:E:63:ARG:HH11	4:E:63:ARG:HB2	1.56	0.69
1:D:80:LEU:HD22	1:D:110:LEU:HD23	1.74	0.69
2:B:75:ILE:HD11	2:B:78:LEU:HD13	1.74	0.69
2:B:281:ILE:HG22	2:B:285:MET:CA	2.22	0.69
2:B:460:HIS:O	2:B:464:PRO:HG2	1.92	0.69
3:C:455:ARG:O	3:C:459:PHE:HD1	1.73	0.69
1:D:130:ILE:HB	1:D:134:HIS:HB2	1.73	0.69
1:D:419:ILE:O	1:D:422:THR:HG22	1.91	0.69
1:D:48:GLN:HB2	1:D:128:CYS:O	1.93	0.69
4:E:136:PHE:CE1	4:E:285:TYR:OH	2.42	0.69
1:A:79:ARG:HH11	1:A:107:LYS:HZ2	1.39	0.69
1:A:187:TRP:CH2	1:A:189:TYR:CB	2.75	0.69

Continued on next page...

Continued from previous page...

Atom-1	Atom-2	Interatomic distance (Å)	Clash overlap (Å)
2:B:135:PHE:N	2:B:279:ILE:HD13	2.07	0.69
2:B:145:VAL:HA	2:B:207:VAL:O	1.93	0.69
1:D:178:MET:HA	1:D:207:MET:CB	2.23	0.69
3:C:230:ILE:CG1	3:C:231:ASN:H	2.05	0.69
1:A:187:TRP:HZ2	1:A:196:THR:HG23	1.51	0.69
1:A:87:LEU:H	1:A:87:LEU:CD2	1.89	0.69
2:B:20:ARG:CD	2:B:20:ARG:H	2.03	0.69
3:C:33:ILE:HG12	3:C:62:TRP:HB3	1.73	0.69
1:D:236:PRO:HA	1:D:240:GLY:HA2	1.74	0.69
4:E:44:GLU:CD	4:E:133:TYR:HD2	1.96	0.69
4:E:195:ASN:CB	4:E:205:PHE:H	2.02	0.69
4:E:262:THR:HG1	4:E:265:LEU:HD12	1.54	0.69
1:A:384:GLU:OE2	1:A:387:LYS:HE2	1.93	0.69
2:B:241:LEU:N	2:B:242:PRO:HD2	2.06	0.69
2:B:254:SER:C	3:C:265:LEU:HD11	2.12	0.69
3:C:33:ILE:HG22	3:C:160:MET:SD	2.31	0.69
1:D:253:LEU:CD2	1:D:254:THR:H	2.05	0.69
1:A:35:LEU:HD13	1:A:203:TYR:OH	1.92	0.69
2:B:152:ASP:CB	2:B:203:SER:HB3	2.23	0.69
2:B:160:HIS:NE2	2:B:209:PHE:HE1	1.90	0.69
2:B:449:ILE:HA	2:B:452:PHE:CD2	2.27	0.69
3:C:91:ASP:OD1	3:C:153:TYR:HE1	1.75	0.69
3:C:481:PRO:O	3:C:484:LYS:HB3	1.92	0.69
3:C:60:HIS:HB3	3:C:62:TRP:CZ3	2.20	0.69
4:E:10:LEU:HD11	4:E:63:ARG:O	1.93	0.69
1:D:137:PHE:CA	1:D:435:GLN:HG3	2.22	0.69
2:B:75:ILE:HD11	2:B:78:LEU:HB2	1.73	0.69
4:E:70:GLU:OE1	4:E:70:GLU:HA	1.92	0.69
2:B:175:ILE:HG12	2:B:177:GLN:H	1.56	0.69
1:D:95:ASN:OD1	1:D:144:MET:HG2	1.93	0.69
4:E:140:ASN:C	4:E:140:ASN:ND2	2.45	0.69
1:D:245:LEU:CD2	4:E:255:ILE:HG13	2.23	0.69
4:E:297:VAL:O	4:E:301:VAL:HG22	1.92	0.69
3:C:77:ILE:HD11	3:C:80:LEU:HB2	1.74	0.69
1:D:293:VAL:O	1:D:297:ASN:HB2	1.93	0.69
4:E:231:LEU:HG	4:E:232:ILE:N	2.03	0.69
1:D:111:ASP:OD2	1:D:115:LYS:HD3	1.92	0.69
2:B:111:GLN:HB2	2:B:115:ALA:HB3	1.74	0.69
1:A:107:LYS:NZ	2:B:151:TYR:HA	2.08	0.69
1:A:54:VAL:HG23	1:A:122:ALA:HB3	1.75	0.69
1:A:230:VAL:HG22	1:A:414:PHE:CZ	2.28	0.69

Continued on next page...

Continued from previous page...

Atom-1	Atom-2	Interatomic distance (Å)	Clash overlap (Å)
1:A:245:LEU:HD21	2:B:253:ILE:HB	1.74	0.69
2:B:58:LEU:HD11	2:B:118:TRP:HE3	1.58	0.69
3:C:130:CYS:SG	3:C:146:LEU:CD1	2.78	0.69
3:C:162:LEU:H	3:C:199:LYS:HG2	1.56	0.69
3:C:266:ALA:CB	1:D:251:LEU:HD13	2.23	0.69
1:D:149:TRP:CG	1:D:150:THR:N	2.59	0.69
4:E:134:PHE:N	4:E:135:PRO:CD	2.55	0.69
1:A:227:PHE:CA	1:A:230:VAL:HB	2.22	0.69
1:A:265:PRO:CA	1:A:268:SER:HB3	2.23	0.69
1:A:410:LEU:O	1:A:414:PHE:HB2	1.93	0.69
2:B:160:HIS:CB	2:B:195:LYS:HE2	2.22	0.69
3:C:113:ARG:CD	3:C:117:TYR:HB3	2.22	0.69
1:D:37:LEU:H	1:D:164:ARG:HH22	1.40	0.69
1:D:253:LEU:HD23	1:D:254:THR:CA	2.22	0.69
4:E:10:LEU:O	4:E:14:TYR:N	2.23	0.69
2:B:4:GLU:OE1	2:B:8:LEU:HG	1.92	0.69
1:D:60:TRP:CZ3	1:D:116:ILE:HG13	2.27	0.69
1:A:76:LYS:HG3	1:A:112:TYR:CE2	2.27	0.69
1:A:243:MET:HG2	1:A:244:THR:N	2.08	0.68
3:C:30:VAL:HG11	3:C:159:SER:HB2	1.75	0.68
1:D:94:ASN:C	1:D:94:ASN:ND2	2.46	0.68
1:D:66:ARG:O	1:D:67:TRP:CE3	2.46	0.68
1:A:118:TRP:HD1	1:A:120:PRO:HD3	1.56	0.68
2:B:444:ILE:HG23	2:B:445:THR:N	2.08	0.68
3:C:136:TYR:HD1	3:C:142:GLN:HB3	1.58	0.68
1:D:37:LEU:HD11	1:D:52:THR:OG1	1.93	0.68
1:D:38:ILE:HD11	4:E:199:THR:HG21	1.74	0.68
4:E:239:VAL:HG12	4:E:254:SER:OG	1.92	0.68
2:B:28:LYS:HB3	2:B:156:VAL:N	2.07	0.68
2:B:136:PRO:HD3	2:B:279:ILE:HG21	1.75	0.68
2:B:444:ILE:HG23	2:B:445:THR:H	1.57	0.68
3:C:225:PRO:HG2	3:C:228:TYR:CD1	2.29	0.68
2:B:7:LEU:O	2:B:10:VAL:HG12	1.94	0.68
3:C:443:VAL:HA	3:C:446:TRP:CD1	2.29	0.68
3:C:160:MET:H	3:C:213:GLN:CG	2.05	0.68
3:C:263:VAL:O	3:C:267:GLN:CG	2.41	0.68
3:C:42:LEU:CD2	3:C:190:TRP:CH2	2.76	0.68
1:D:280:PHE:HB3	1:D:284:PHE:CZ	2.29	0.68
1:D:408:HIS:O	1:D:412:CYS:SG	2.50	0.68
1:D:56:LEU:CA	1:D:120:PRO:HD2	2.24	0.68
4:E:173:ASP:OD2	4:E:212:LEU:CD2	2.41	0.68

Continued on next page...

Continued from previous page...

Atom-1	Atom-2	Interatomic distance (Å)	Clash overlap (Å)
4:E:261:GLN:HE21	4:E:265:LEU:CG	2.07	0.68
4:E:44:GLU:HG3	4:E:129:ILE:CD1	2.24	0.68
1:A:57:ARG:HA	1:A:119:THR:CG2	2.12	0.68
2:B:281:ILE:HD12	2:B:281:ILE:H	1.59	0.68
3:C:199:LYS:NZ	3:C:199:LYS:O	2.26	0.68
3:C:143:ASN:OD1	3:C:220:ILE:CB	2.41	0.68
4:E:273:PRO:HG2	4:E:274:GLU:H	1.59	0.68
3:C:230:ILE:CG1	3:C:231:ASN:N	2.57	0.68
1:D:60:TRP:CH2	1:D:86:TRP:CZ3	2.81	0.68
1:D:68:ASN:CB	1:D:69:PRO:CD	2.71	0.68
1:A:141:ASN:HB3	1:A:206:ILE:HG13	1.75	0.68
1:A:242:LYS:HB2	1:A:245:LEU:CB	2.23	0.68
3:C:273:LEU:HD23	3:C:276:GLN:HB2	1.73	0.68
1:D:229:THR:HA	1:D:232:VAL:HG23	1.73	0.68
4:E:239:VAL:N	4:E:242:LEU:HD23	2.07	0.68
1:D:72:TYR:C	1:D:72:TYR:CD1	2.66	0.68
2:B:100:PHE:HB2	2:B:103:THR:HB	1.74	0.68
2:B:216:LYS:CE	2:B:216:LYS:H	1.96	0.68
3:C:263:VAL:CA	1:D:251:LEU:HD11	2.24	0.68
1:D:177:VAL:O	1:D:207:MET:HB2	1.94	0.68
1:D:236:PRO:HA	1:D:240:GLY:CA	2.24	0.68
4:E:313:THR:O	4:E:314:HIS:ND1	2.26	0.68
2:B:75:ILE:CD1	2:B:78:LEU:HB2	2.24	0.68
1:A:265:PRO:CD	1:A:266:SER:H	2.07	0.68
2:B:128:CYS:SG	2:B:144:MET:HG2	2.33	0.68
2:B:136:PRO:HG2	2:B:139:TRP:HA	1.75	0.68
1:A:260:ILE:O	1:A:264:ILE:HG23	1.93	0.68
2:B:104:LEU:HA	2:B:118:TRP:HH2	1.58	0.68
2:B:160:HIS:NE2	2:B:209:PHE:CE1	2.61	0.68
2:B:52:THR:HG22	2:B:53:SER:H	1.59	0.68
3:C:141:TRP:HB2	3:C:222:ARG:HA	1.76	0.68
3:C:253:SER:OG	1:D:306:HIS:HB3	1.94	0.68
3:C:8:ILE:HD11	3:C:69:TRP:HZ3	1.59	0.68
1:D:236:PRO:HB2	1:D:406:ILE:CG1	2.23	0.68
1:D:40:LEU:HD22	1:D:52:THR:HG1	1.59	0.68
4:E:211:PHE:O	4:E:212:LEU:HD12	1.93	0.68
4:E:185:ILE:HG12	4:E:214:ILE:HG21	1.75	0.68
4:E:306:VAL:O	4:E:309:ARG:HG3	1.93	0.68
4:E:44:GLU:OE1	4:E:129:ILE:HG21	1.94	0.68
1:A:20:ARG:HG3	1:A:22:VAL:CG2	2.24	0.68
4:E:100:GLU:HB2	4:E:122:ILE:HD11	1.76	0.68

Continued on next page...

Continued from previous page...

Atom-1	Atom-2	Interatomic distance (Å)	Clash overlap (Å)
1:A:135:PHE:CD1	1:A:273:LEU:CB	2.77	0.68
2:B:48:GLU:HA	2:B:130:ILE:CG1	2.24	0.68
4:E:302:ILE:O	4:E:306:VAL:HG23	1.93	0.68
4:E:453:ILE:O	4:E:457:LEU:N	2.27	0.68
1:A:67:TRP:CD1	1:A:71:ASP:CG	2.68	0.68
1:A:277:TYR:HA	1:A:280:PHE:CE1	2.28	0.67
2:B:280:ILE:H	2:B:280:ILE:HD13	1.59	0.67
1:D:45:GLU:HG2	1:D:272:PRO:CD	2.24	0.67
4:E:265:LEU:HD21	4:E:296:ILE:CD1	2.11	0.67
3:C:66:ARG:HH11	3:C:66:ARG:CG	2.05	0.67
3:C:204:ASP:H	3:C:207:PRO:HG2	1.59	0.67
1:A:135:PHE:N	1:A:136:PRO:HD3	2.09	0.67
1:A:217:ASN:O	1:A:221:PRO:CD	2.42	0.67
1:A:252:SER:CB	2:B:257:LEU:HD13	2.25	0.67
3:C:220:ILE:O	3:C:220:ILE:HG13	1.94	0.67
3:C:63:TYR:HE1	3:C:116:GLY:HA3	1.56	0.67
4:E:47:GLU:CA	4:E:129:ILE:HD11	2.15	0.67
1:A:155:LYS:HG3	4:E:78:ARG:HE	1.59	0.67
1:A:6:ARG:HB2	1:A:6:ARG:HH11	1.57	0.67
3:C:289:GLY:O	3:C:293:MET:CE	2.43	0.67
2:B:26:GLY:O	2:B:28:LYS:HE3	1.93	0.67
3:C:80:LEU:O	3:C:112:VAL:CB	2.42	0.67
1:D:167:LEU:CD1	1:D:178:MET:HB3	2.11	0.67
4:E:132:THR:O	4:E:135:PRO:CD	2.31	0.67
4:E:92:GLU:HB3	4:E:144:VAL:HG23	1.77	0.67
2:B:15:TYR:CD1	2:B:15:TYR:O	2.47	0.67
1:D:107:LYS:HZ1	4:E:149:THR:HA	1.59	0.67
2:B:460:HIS:O	2:B:464:PRO:CG	2.43	0.67
2:B:47:ASN:HB2	2:B:49:GLU:CD	2.13	0.67
3:C:201:ILE:HD12	3:C:213:GLN:OE1	1.93	0.67
1:D:7:LEU:HA	1:D:10:ASN:ND2	2.08	0.67
1:A:305:THR:HG1	1:A:400:LYS:HB2	1.59	0.67
4:E:39:LEU:CD1	4:E:49:LEU:HD13	2.24	0.67
1:D:15:TYR:C	1:D:16:ASN:HD22	1.97	0.67
1:A:235:LEU:HD21	1:A:242:LYS:CG	2.24	0.67
1:A:391:GLU:O	1:A:394:ASN:CG	2.33	0.67
1:A:17:LYS:HE3	1:A:84:ASP:HA	1.77	0.67
2:B:29:VAL:O	2:B:156:VAL:HG23	1.95	0.67
2:B:21:PRO:HG2	2:B:60:TRP:NE1	2.09	0.67
2:B:308:SER:CB	2:B:311:THR:HG22	2.23	0.67
4:E:173:ASP:HB2	4:E:188:ARG:HH11	1.59	0.67

Continued on next page...

Continued from previous page...

Atom-1	Atom-2	Interatomic distance (Å)	Clash overlap (Å)
1:A:134:HIS:CA	1:A:136:PRO:HD2	2.25	0.67
3:C:259:THR:O	3:C:262:CYS:SG	2.43	0.67
1:D:130:ILE:HB	1:D:134:HIS:CG	2.30	0.67
4:E:294:LEU:HA	4:E:297:VAL:HG23	1.76	0.67
1:A:128:CYS:HB3	1:A:144:MET:HE1	1.75	0.67
1:A:302:SER:O	4:E:245:GLN:O	2.12	0.67
2:B:104:LEU:HD12	2:B:118:TRP:HH2	1.57	0.67
3:C:30:VAL:CG2	3:C:158:ILE:N	2.55	0.67
1:D:305:THR:HG1	1:D:401:TYR:HD2	1.43	0.67
4:E:214:ILE:HD12	4:E:214:ILE:C	2.14	0.67
4:E:242:LEU:N	4:E:243:PRO:HD2	2.10	0.67
4:E:59:TRP:HZ2	4:E:84:LEU:HD22	1.58	0.67
1:D:41:ILE:HG12	4:E:96:ASP:OD2	1.94	0.67
3:C:293:MET:O	3:C:297:SER:HB3	1.93	0.67
3:C:36:SER:HB3	3:C:59:ASP:CB	2.24	0.67
1:D:427:ALA:O	1:D:431:ILE:HG13	1.94	0.67
1:A:108:LEU:HD13	1:A:118:TRP:CB	2.24	0.67
1:A:229:THR:HA	1:A:232:VAL:CB	2.24	0.67
1:A:291:VAL:HG12	1:A:295:VAL:CG2	2.24	0.67
1:A:45:GLU:O	1:A:130:ILE:HG13	1.95	0.67
2:B:306:HIS:ND1	2:B:306:HIS:C	2.48	0.67
3:C:162:LEU:CD1	3:C:217:PHE:CE1	2.61	0.67
3:C:69:TRP:HB2	3:C:74:TYR:N	2.09	0.67
1:D:145:LYS:O	1:D:146:LEU:HD12	1.95	0.67
1:D:212:LEU:O	1:D:216:VAL:HG23	1.94	0.67
1:D:241:GLU:C	1:D:243:MET:HE2	2.15	0.67
4:E:32:LEU:CD1	4:E:157:LEU:HD13	2.24	0.67
1:A:118:TRP:NE1	1:A:120:PRO:HG3	2.10	0.67
1:A:46:VAL:HG21	1:A:269:SER:O	1.95	0.67
2:B:311:THR:O	2:B:312:HIS:HB3	1.95	0.67
2:B:439:PHE:HA	2:B:442:ILE:HB	1.76	0.67
2:B:58:LEU:CD1	2:B:118:TRP:HB3	2.25	0.67
3:C:132:ILE:HG13	3:C:136:TYR:CD2	2.30	0.67
3:C:452:THR:O	3:C:456:LEU:HG	1.95	0.67
3:C:478:PHE:HD1	3:C:479:ASN:N	1.92	0.67
1:D:144:MET:O	1:D:203:TYR:CD1	2.48	0.67
1:D:38:ILE:C	1:D:169:THR:HG21	2.14	0.67
4:E:1:ASN:O	4:E:69:SER:HB3	1.94	0.67
4:E:240:TYR:CD1	4:E:303:VAL:HG21	2.30	0.67
1:A:108:LEU:HD22	1:A:118:TRP:HA	1.77	0.66
1:A:243:MET:HB3	1:A:306:HIS:CE1	2.30	0.66

Continued on next page...

Continued from previous page...

Atom-1	Atom-2	Interatomic distance (Å)	Clash overlap (Å)
3:C:110:VAL:HG13	3:C:120:TRP:CB	2.25	0.66
3:C:259:THR:O	3:C:263:VAL:HG23	1.94	0.66
4:E:59:TRP:CE2	4:E:115:MET:HB2	2.30	0.66
4:E:62:TYR:C	4:E:62:TYR:CD1	2.67	0.66
1:D:21:PRO:HG3	1:D:60:TRP:CZ2	2.30	0.66
2:B:130:ILE:HD12	2:B:134:TYR:CE2	2.30	0.66
2:B:37:LEU:HD23	2:B:179:ALA:C	2.14	0.66
3:C:31:VAL:HG21	3:C:88:TRP:HZ3	1.61	0.66
1:D:100:PHE:HA	1:D:124:PHE:HB3	1.78	0.66
1:D:212:LEU:O	1:D:216:VAL:CG2	2.42	0.66
4:E:266:PHE:CD1	4:E:269:ALA:HB3	2.30	0.66
4:E:29:ASP:N	4:E:29:ASP:OD1	2.28	0.66
4:E:34:LEU:HD12	4:E:210:PHE:HE2	1.58	0.66
1:A:16:ASN:HB2	1:A:19:ILE:CD1	2.23	0.66
1:A:290:ILE:O	1:A:293:VAL:HG12	1.95	0.66
1:D:303:PRO:CD	1:D:400:LYS:HD3	2.25	0.66
4:E:174:PRO:HA	4:E:177:PHE:CB	2.24	0.66
4:E:89:VAL:O	4:E:90:VAL:HG23	1.95	0.66
2:B:43:LEU:HB3	2:B:215:ARG:HH12	1.58	0.66
2:B:406:GLU:HA	2:B:409:LYS:CD	2.18	0.66
3:C:263:VAL:HA	1:D:251:LEU:CD1	2.26	0.66
3:C:273:LEU:HD23	3:C:276:GLN:CG	2.25	0.66
3:C:7:LEU:HD11	3:C:70:ASN:HD22	1.61	0.66
1:D:137:PHE:CB	1:D:435:GLN:CG	2.71	0.66
4:E:416:VAL:HG22	4:E:417:GLU:H	1.59	0.66
1:A:90:LEU:HD12	1:A:100:PHE:HE2	1.61	0.66
1:A:255:VAL:HG23	1:A:258:LEU:HD12	1.76	0.66
1:A:419:ILE:CG2	1:A:420:ILE:H	2.08	0.66
2:B:244:ASP:CB	3:C:314:PHE:HE1	2.07	0.66
2:B:251:LEU:HD13	3:C:261:ILE:CG2	2.25	0.66
2:B:416:GLU:OE2	3:C:433:ILE:HG21	1.95	0.66
2:B:45:GLU:HA	2:B:130:ILE:CD1	2.25	0.66
2:B:92:LEU:HG	2:B:96:ASN:CB	2.24	0.66
3:C:12:LEU:HB3	3:C:15:ASN:HB3	1.78	0.66
1:D:242:LYS:O	1:D:245:LEU:HB3	1.96	0.66
4:E:36:LEU:CD1	4:E:173:ASP:CG	2.64	0.66
4:E:240:TYR:O	4:E:450:CYS:SG	2.53	0.66
1:A:72:TYR:HB2	1:A:112:TYR:HA	1.78	0.66
2:B:92:LEU:CG	2:B:96:ASN:HB2	2.25	0.66
3:C:8:ILE:HD12	3:C:11:LEU:HD12	1.78	0.66
1:D:298:THR:HA	1:D:301:ARG:HB3	1.76	0.66

Continued on next page...

Continued from previous page...

Atom-1	Atom-2	Interatomic distance (Å)	Clash overlap (Å)
4:E:224:ASN:O	4:E:228:PRO:CG	2.40	0.66
2:B:438:LEU:O	2:B:442:ILE:N	2.28	0.66
3:C:39:LEU:O	3:C:183:ALA:HB3	1.96	0.66
3:C:266:ALA:HB3	1:D:251:LEU:HD13	1.78	0.66
4:E:184:THR:O	4:E:214:ILE:HB	1.94	0.66
4:E:235:LEU:C	4:E:235:LEU:HD12	2.16	0.66
4:E:253:LEU:HG	4:E:254:SER:N	2.11	0.66
2:B:220:TYR:HB3	2:B:223:TYR:CE2	2.31	0.66
2:B:306:HIS:HD1	2:B:306:HIS:C	1.98	0.66
2:B:33:VAL:HG11	2:B:158:LEU:HD11	1.76	0.66
3:C:58:MET:HE1	3:C:105:ALA:O	1.95	0.66
3:C:179:ILE:HG13	3:C:181:PRO:HD2	1.76	0.66
3:C:223:ARG:O	3:C:224:LYS:HG3	1.95	0.66
2:B:220:TYR:CE2	3:C:279:PRO:CB	2.77	0.66
1:D:250:LEU:CD1	1:D:296:ILE:HD13	2.17	0.66
4:E:146:ARG:NH1	4:E:205:PHE:HB3	2.11	0.66
4:E:45:LYS:CD	4:E:277:LEU:O	2.43	0.66
3:C:93:VAL:CB	3:C:151:LEU:HD13	2.24	0.66
1:D:111:ASP:OD2	1:D:115:LYS:HB3	1.95	0.66
2:B:135:PHE:HB2	2:B:279:ILE:HB	1.77	0.66
3:C:42:LEU:O	3:C:185:THR:OG1	2.14	0.66
1:D:45:GLU:C	1:D:272:PRO:HG3	2.16	0.66
1:D:56:LEU:O	1:D:120:PRO:CD	2.44	0.66
1:D:97:ASP:O	1:D:97:ASP:OD1	2.13	0.66
3:C:206:PHE:N	3:C:207:PRO:HD2	2.11	0.66
1:A:128:CYS:HB3	1:A:144:MET:SD	2.35	0.66
1:A:52:THR:C	1:A:123:ILE:HG13	2.16	0.66
1:A:238:ASP:O	2:B:309:PRO:HA	1.96	0.66
4:E:52:ASN:HA	4:E:121:ALA:O	1.96	0.66
4:E:35:THR:HB	4:E:54:TRP:CE3	2.29	0.66
4:E:67:ASN:ND2	4:E:67:ASN:H	1.84	0.66
3:C:233:ILE:HD13	3:C:233:ILE:N	2.08	0.66
1:D:29:VAL:HG23	1:D:155:LYS:O	1.95	0.66
2:B:415:LEU:HD13	2:B:415:LEU:C	2.16	0.66
1:A:129:GLU:OE2	1:A:140:GLN:HG3	1.95	0.65
1:A:15:TYR:OH	1:A:84:ASP:O	2.14	0.65
2:B:136:PRO:CD	2:B:280:ILE:HD11	2.25	0.65
3:C:51:THR:HA	3:C:128:SER:O	1.94	0.65
4:E:151:ASN:HA	4:E:205:PHE:HB2	1.77	0.65
2:B:145:VAL:CG1	2:B:206:ASP:HB2	2.26	0.65
2:B:272:GLU:HA	2:B:275:LEU:CD1	2.26	0.65

Continued on next page...

Continued from previous page...

Atom-1	Atom-2	Interatomic distance (Å)	Clash overlap (Å)
3:C:445:ASN:OD1	3:C:448:LEU:HD11	1.95	0.65
3:C:474:VAL:HA	3:C:477:ASN:CG	2.16	0.65
1:D:26:THR:HG22	1:D:27:HIS:H	1.61	0.65
4:E:188:ARG:NH2	4:E:210:PHE:CD2	2.62	0.65
4:E:276:SER:O	4:E:279:VAL:O	2.14	0.65
1:D:235:LEU:HD22	4:E:308:LEU:HG	1.77	0.65
1:D:17:LYS:HE3	1:D:83:ASP:O	1.96	0.65
1:D:57:ARG:HA	1:D:119:THR:HG22	1.78	0.65
1:A:72:TYR:CD1	1:A:72:TYR:C	2.67	0.65
2:B:143:THR:HG23	2:B:208:THR:HG23	1.77	0.65
2:B:233:ILE:O	2:B:237:LEU:HD22	1.97	0.65
2:B:247:GLU:HA	2:B:249:MET:HG3	1.76	0.65
3:C:19:LYS:CD	3:C:19:LYS:O	2.43	0.65
3:C:305:ASN:OD1	3:C:308:ILE:HG21	1.96	0.65
3:C:92:ILE:HA	3:C:149:THR:O	1.95	0.65
2:B:90:ILE:HA	2:B:148:SER:HA	1.77	0.65
2:B:132:VAL:C	2:B:279:ILE:HG23	2.16	0.65
3:C:199:LYS:HD2	3:C:200:ASN:N	2.11	0.65
3:C:253:SER:HB2	1:D:306:HIS:HB3	1.78	0.65
3:C:33:ILE:HD11	3:C:88:TRP:CH2	2.31	0.65
1:D:167:LEU:CD1	1:D:178:MET:HB2	2.22	0.65
1:A:35:LEU:HD23	1:A:36:GLN:N	2.09	0.65
2:B:108:VAL:HG22	2:B:118:TRP:CG	2.31	0.65
2:B:245:ALA:O	2:B:248:LYS:N	2.29	0.65
3:C:180:ASP:N	3:C:195:LYS:CG	2.59	0.65
4:E:89:VAL:HG23	4:E:99:PHE:CE1	2.32	0.65
1:A:282:MET:O	1:A:286:ILE:HG13	1.95	0.65
2:B:241:LEU:HG	2:B:248:LYS:CB	2.23	0.65
4:E:136:PHE:CD1	4:E:285:TYR:OH	2.48	0.65
4:E:242:LEU:HD12	4:E:246:ALA:HB2	1.77	0.65
4:E:240:TYR:HD2	4:E:453:ILE:HD13	1.62	0.65
1:A:32:THR:HG23	1:A:159:SER:O	1.97	0.65
1:A:187:TRP:CZ2	1:A:189:TYR:HB3	2.31	0.65
1:A:377:GLU:HA	1:A:380:LYS:HE2	1.78	0.65
2:B:409:LYS:HE2	3:C:423:ILE:HA	1.79	0.65
2:B:438:LEU:HD23	2:B:441:TYR:CB	2.27	0.65
2:B:81:PRO:HD2	3:C:20:HIS:CE1	2.32	0.65
2:B:91:VAL:HG11	2:B:149:TYR:CD1	2.30	0.65
1:D:130:ILE:O	1:D:134:HIS:HB2	1.96	0.65
1:D:181:TYR:HE1	1:D:203:TYR:HB3	1.62	0.65
1:D:287:SER:CA	1:D:290:ILE:HG12	2.27	0.65

Continued on next page...

Continued from previous page...

Atom-1	Atom-2	Interatomic distance (Å)	Clash overlap (Å)
4:E:293:SER:O	4:E:297:VAL:HG23	1.97	0.65
1:A:149:TRP:CH2	4:E:119:PRO:HA	2.31	0.65
2:B:142:CYS:O	2:B:210:TYR:HA	1.96	0.65
3:C:269:VAL:HG13	3:C:270:PHE:HD1	1.60	0.65
1:D:242:LYS:HD2	1:D:245:LEU:CD1	2.27	0.65
1:D:412:CYS:O	1:D:415:MET:HE2	1.95	0.65
1:D:79:ARG:HH12	4:E:154:GLU:CD	2.00	0.65
4:E:172:ILE:HD12	4:E:188:ARG:HB3	1.79	0.65
1:D:15:TYR:CE2	1:D:84:ASP:HB3	2.32	0.65
2:B:70:ALA:O	2:B:74:GLY:HA3	1.97	0.65
2:B:24:THR:HG22	2:B:25:VAL:HG23	1.78	0.65
3:C:58:MET:HE3	3:C:122:PRO:HD2	1.79	0.65
4:E:110:TYR:HE1	4:E:111:ASN:ND2	1.94	0.65
4:E:138:TRP:CE2	4:E:215:GLN:HB2	2.32	0.65
4:E:435:GLU:O	4:E:438:ASN:HB3	1.97	0.65
1:D:16:ASN:HD22	1:D:16:ASN:N	1.95	0.65
4:E:83:LEU:N	4:E:83:LEU:HD22	2.12	0.65
1:A:195:ASP:O	1:A:197:PRO:HD3	1.97	0.65
1:A:259:VAL:O	1:A:263:LEU:HG	1.97	0.65
1:A:303:PRO:HB2	1:A:400:LYS:HE2	1.79	0.65
1:A:58:GLN:HB3	1:A:60:TRP:CZ3	2.31	0.65
2:B:212:ILE:HD13	2:B:469:ALA:CA	2.25	0.65
2:B:441:TYR:HA	2:B:444:ILE:HG22	1.79	0.65
2:B:58:LEU:HD11	2:B:118:TRP:CE3	2.31	0.65
3:C:302:VAL:C	3:C:306:CYS:HG	1.97	0.65
4:E:78:ARG:HD3	4:E:108:LEU:HD12	1.78	0.65
4:E:173:ASP:CG	4:E:185:ILE:HD13	2.18	0.65
1:D:215:VAL:O	1:D:219:ILE:HG23	1.97	0.65
3:C:131:PRO:CG	3:C:144:CYS:HA	2.25	0.64
3:C:191:GLU:CG	3:C:222:ARG:HB3	2.27	0.64
1:D:76:LYS:HE3	1:D:112:TYR:CE2	2.32	0.64
1:D:32:THR:HB	1:D:59:GLN:CB	2.24	0.64
2:B:156:VAL:HG22	2:B:157:ILE:N	2.13	0.64
2:B:138:ASP:OD1	2:B:464:PRO:HB2	1.97	0.64
3:C:69:TRP:CZ2	3:C:112:VAL:CG1	2.69	0.64
3:C:29:GLU:O	3:C:30:VAL:HG23	1.97	0.64
3:C:33:ILE:CG2	3:C:160:MET:SD	2.85	0.64
3:C:455:ARG:HD2	3:C:455:ARG:H	1.61	0.64
1:D:166:ASP:HB2	1:D:181:TYR:CG	2.31	0.64
1:D:171:MET:SD	1:D:174:GLY:HA2	2.36	0.64
1:D:395:ALA:O	1:D:398:GLU:HG2	1.96	0.64

Continued on next page...

Continued from previous page...

Atom-1	Atom-2	Interatomic distance (Å)	Clash overlap (Å)
4:E:236:VAL:O	4:E:239:VAL:HG23	1.98	0.64
4:E:23:THR:CG2	4:E:24:LEU:H	2.10	0.64
4:E:1:ASN:ND2	4:E:69:SER:HB3	2.11	0.64
1:A:228:LEU:O	1:A:232:VAL:N	2.30	0.64
1:A:34:GLY:CA	1:A:57:ARG:HG2	2.28	0.64
2:B:181:THR:CG2	2:B:184:GLY:N	2.60	0.64
2:B:181:THR:HG23	2:B:184:GLY:N	2.13	0.64
2:B:241:LEU:HD21	2:B:251:LEU:HD11	1.78	0.64
2:B:38:THR:HG22	2:B:55:PHE:HE1	1.62	0.64
2:B:408:ILE:CG2	2:B:409:LYS:N	2.59	0.64
2:B:45:GLU:HG3	2:B:134:TYR:HB3	1.79	0.64
1:D:195:ASP:O	1:D:197:PRO:HD3	1.97	0.64
1:A:43:VAL:HG22	1:A:50:VAL:CG1	2.28	0.64
2:B:107:ASN:HD22	3:C:152:ASN:ND2	1.96	0.64
2:B:147:LYS:NZ	2:B:205:GLU:OE2	2.29	0.64
2:B:45:GLU:CD	2:B:279:ILE:CD1	2.63	0.64
2:B:256:LEU:HD12	2:B:302:LEU:HD22	1.80	0.64
2:B:406:GLU:O	2:B:409:LYS:HB2	1.96	0.64
2:B:95:ASN:HB3	2:B:126:SER:CB	2.18	0.64
3:C:102:TYR:HD1	3:C:102:TYR:C	2.01	0.64
3:C:51:THR:C	3:C:52:LEU:HD13	2.18	0.64
1:D:167:LEU:CD2	1:D:178:MET:HB2	2.26	0.64
4:E:474:VAL:CB	4:E:475:PRO:HD3	2.28	0.64
4:E:178:THR:HG22	4:E:180:ASN:N	2.12	0.64
1:A:228:LEU:HD13	1:A:249:VAL:HG21	1.78	0.64
1:A:292:THR:CB	1:A:296:ILE:HD11	2.27	0.64
1:A:383:ALA:O	1:A:387:LYS:HG2	1.97	0.64
1:A:409:ILE:HA	1:A:412:CYS:HB2	1.80	0.64
2:B:153:THR:HG23	2:B:156:VAL:O	1.98	0.64
3:C:123:PRO:HD3	1:D:149:TRP:CH2	2.33	0.64
1:D:171:MET:HG2	1:D:174:GLY:N	2.12	0.64
1:D:291:VAL:O	1:D:295:VAL:HG13	1.98	0.64
1:D:379:VAL:HG22	1:D:382:ILE:CD1	2.27	0.64
1:D:97:ASP:HB2	1:D:127:TYR:HB2	1.78	0.64
4:E:191:LYS:HB2	4:E:209:ILE:HG21	1.79	0.64
4:E:235:LEU:CD1	4:E:257:VAL:HG11	2.24	0.64
4:E:446:ILE:HG22	4:E:447:ASP:N	2.11	0.64
1:A:250:LEU:HD21	1:A:296:ILE:HD12	1.79	0.64
1:A:380:LYS:HB3	2:B:408:ILE:CD1	2.27	0.64
1:A:408:HIS:O	1:A:412:CYS:SG	2.55	0.64
1:A:31:ILE:HG13	1:A:60:TRP:HB3	1.80	0.64

Continued on next page...

Continued from previous page...

Atom-1	Atom-2	Interatomic distance (Å)	Clash overlap (Å)
2:B:245:ALA:O	2:B:248:LYS:HB3	1.97	0.64
3:C:12:LEU:CB	3:C:16:LYS:HG2	2.27	0.64
1:D:130:ILE:HD13	1:D:131:ILE:N	2.13	0.64
1:D:141:ASN:HB3	1:D:206:ILE:CD1	2.27	0.64
1:D:382:ILE:O	1:D:385:HIS:HB3	1.96	0.64
4:E:113:GLY:O	4:E:115:MET:SD	2.55	0.64
4:E:136:PHE:CZ	4:E:217:LYS:HD2	2.33	0.64
4:E:270:GLN:C	4:E:273:PRO:HD2	2.18	0.64
1:A:158:ILE:O	1:A:199:LEU:HB2	1.97	0.64
2:B:285:MET:O	2:B:288:MET:HB3	1.97	0.64
2:B:297:LEU:O	2:B:301:VAL:HG22	1.97	0.64
2:B:258:ALA:CB	3:C:265:LEU:HD13	2.21	0.64
3:C:67:LEU:HD21	3:C:112:VAL:CG1	2.25	0.64
1:D:298:THR:HG23	1:D:301:ARG:HD3	1.80	0.64
1:D:56:LEU:C	1:D:120:PRO:HD2	2.18	0.64
4:E:237:VAL:HG13	4:E:453:ILE:CD1	2.28	0.64
4:E:272:VAL:HA	4:E:275:THR:OG1	1.96	0.64
1:A:151:TYR:HB2	1:A:156:VAL:CG1	2.27	0.64
2:B:119:HIS:HD2	2:B:119:HIS:N	1.95	0.64
3:C:106:TYR:C	3:C:107:PHE:HD1	2.01	0.64
4:E:23:THR:CG2	4:E:24:LEU:N	2.60	0.64
1:D:17:LYS:HE3	1:D:83:ASP:C	2.18	0.64
1:A:54:VAL:HG22	1:A:122:ALA:HB3	1.79	0.64
2:B:32:ARG:HE	2:B:59:ALA:C	2.00	0.64
2:B:92:LEU:HD13	2:B:146:PHE:CE1	2.33	0.64
3:C:144:CYS:N	3:C:219:LEU:O	2.30	0.64
3:C:434:LYS:CD	3:C:435:GLU:CG	2.70	0.64
3:C:7:LEU:HD22	3:C:73:GLU:OE1	1.98	0.64
4:E:110:TYR:CD1	4:E:111:ASN:N	2.55	0.64
4:E:188:ARG:CD	4:E:211:PHE:O	2.43	0.64
4:E:292:VAL:O	4:E:296:ILE:CG2	2.45	0.64
4:E:299:ASN:HA	4:E:302:ILE:HB	1.79	0.64
1:A:147:GLY:HA2	1:A:158:ILE:HG21	1.78	0.64
2:B:246:GLY:C	2:B:248:LYS:H	2.02	0.64
2:B:447:CYS:O	2:B:451:THR:HG22	1.98	0.64
3:C:429:ILE:HG13	3:C:430:VAL:N	2.12	0.64
1:D:303:PRO:CB	1:D:400:LYS:HZ2	2.11	0.64
1:A:155:LYS:HE3	4:E:76:LEU:HB3	1.80	0.64
2:B:24:THR:HG22	2:B:25:VAL:N	2.07	0.64
4:E:444:LYS:HE3	4:E:444:LYS:HA	1.80	0.64
1:A:419:ILE:CG2	1:A:420:ILE:N	2.61	0.63

Continued on next page...

Continued from previous page...

Atom-1	Atom-2	Interatomic distance (Å)	Clash overlap (Å)
2:B:191:LYS:CE	2:B:209:PHE:HB3	2.28	0.63
3:C:155:ALA:HB2	3:C:211:ASN:CA	2.28	0.63
1:D:303:PRO:HB2	1:D:400:LYS:NZ	2.12	0.63
1:D:412:CYS:HA	1:D:415:MET:HE1	1.79	0.63
4:E:1:ASN:ND2	4:E:68:THR:HB	2.12	0.63
4:E:246:ALA:CB	4:E:250:LYS:HG3	2.24	0.63
4:E:260:ALA:O	4:E:264:PHE:CD1	2.51	0.63
4:E:453:ILE:O	4:E:457:LEU:HB2	1.97	0.63
3:C:228:TYR:CD1	3:C:229:VAL:N	2.65	0.63
1:D:137:PHE:C	1:D:435:GLN:HG3	2.18	0.63
1:D:426:PHE:CG	1:D:427:ALA:N	2.65	0.63
4:E:82:GLU:C	4:E:83:LEU:HD22	2.17	0.63
4:E:463:LEU:HD12	4:E:463:LEU:O	1.98	0.63
1:A:107:LYS:HZ1	2:B:151:TYR:HA	1.63	0.63
1:A:129:GLU:OE2	1:A:140:GLN:HG2	1.98	0.63
1:A:170:PHE:HE1	1:A:176:TRP:NE1	1.95	0.63
1:A:274:ILE:HG13	1:A:274:ILE:O	1.97	0.63
2:B:229:ILE:O	2:B:232:SER:HB2	1.98	0.63
3:C:42:LEU:CD1	3:C:190:TRP:HZ2	2.12	0.63
3:C:81:ARG:NH1	3:C:111:LEU:HB2	2.13	0.63
1:D:263:LEU:HD11	4:E:266:PHE:CE2	2.33	0.63
4:E:178:THR:CG2	4:E:180:ASN:H	2.10	0.63
1:A:251:LEU:CD2	4:E:260:ALA:HB3	2.24	0.63
1:A:282:MET:O	1:A:285:VAL:HG12	1.99	0.63
1:A:287:SER:HA	1:A:290:ILE:HG13	1.79	0.63
2:B:192:PRO:HD2	2:B:210:TYR:O	1.98	0.63
3:C:312:PHE:HZ	3:C:456:LEU:CD2	2.08	0.63
3:C:30:VAL:HG13	3:C:31:VAL:N	2.13	0.63
1:D:167:LEU:HA	1:D:170:PHE:HB3	1.80	0.63
4:E:435:GLU:HB3	4:E:439:TRP:CZ2	2.33	0.63
1:A:135:PHE:CD1	1:A:135:PHE:O	2.52	0.63
1:A:208:GLN:OE1	1:A:435:GLN:HG2	1.98	0.63
1:A:296:ILE:CA	1:A:299:HIS:HB2	2.17	0.63
1:A:34:GLY:HA3	1:A:57:ARG:CD	2.28	0.63
2:B:281:ILE:HG22	2:B:285:MET:H	1.58	0.63
2:B:287:ILE:HA	2:B:290:LEU:HB2	1.81	0.63
1:A:377:GLU:HG2	2:B:404:ALA:HB1	1.81	0.63
2:B:439:PHE:CA	2:B:442:ILE:HB	2.29	0.63
3:C:19:LYS:HZ2	3:C:88:TRP:HD1	1.45	0.63
1:A:413:VAL:O	1:A:416:LEU:HB3	1.97	0.63
2:B:297:LEU:O	2:B:297:LEU:HD23	1.99	0.63

Continued on next page...

Continued from previous page...

Atom-1	Atom-2	Interatomic distance (Å)	Clash overlap (Å)
2:B:93:MET:HB2	2:B:145:VAL:CG2	2.28	0.63
1:D:226:SER:O	1:D:230:VAL:HB	1.99	0.63
1:D:1:SER:O	1:D:3:HIS:N	2.32	0.63
1:A:389:ASP:O	1:A:392:SER:HB3	1.99	0.63
1:A:38:ILE:C	1:A:39:GLN:HG3	2.18	0.63
2:B:247:GLU:CA	2:B:249:MET:HG3	2.28	0.63
2:B:220:TYR:CZ	3:C:279:PRO:HB2	2.32	0.63
4:E:103:TYR:C	4:E:104:TYR:HD1	2.02	0.63
4:E:279:VAL:HG12	4:E:280:PRO:HD2	1.80	0.63
1:A:249:VAL:CG2	2:B:257:LEU:HD21	2.28	0.63
2:B:212:ILE:O	2:B:212:ILE:HG22	1.98	0.63
3:C:77:ILE:CD1	3:C:80:LEU:HB2	2.29	0.63
1:D:282:MET:O	1:D:286:ILE:HG13	1.98	0.63
1:D:379:VAL:HG22	1:D:382:ILE:HD12	1.80	0.63
4:E:44:GLU:CD	4:E:129:ILE:CB	2.66	0.63
4:E:133:TYR:OH	4:E:214:ILE:HG13	1.99	0.63
4:E:2:GLU:CA	4:E:5:ARG:HG3	2.28	0.63
2:B:230:LEU:HA	2:B:233:ILE:CD1	2.29	0.63
1:D:38:ILE:HG22	1:D:38:ILE:O	1.97	0.63
1:D:37:LEU:CD1	1:D:54:VAL:HG13	2.28	0.63
1:A:2:GLU:O	1:A:2:GLU:HG3	1.99	0.63
1:A:201:ILE:CG2	1:A:203:TYR:HE1	2.12	0.63
1:A:255:VAL:HG21	4:E:264:PHE:CE1	2.33	0.63
1:A:419:ILE:C	1:A:423:VAL:HG23	2.18	0.63
2:B:132:VAL:O	2:B:279:ILE:HA	1.99	0.63
2:B:85:VAL:O	2:B:87:GLN:HG3	1.97	0.63
3:C:247:PHE:O	3:C:250:PRO:CG	2.47	0.63
3:C:260:ALA:CB	3:C:313:HIS:CE1	2.82	0.63
3:C:257:MET:O	3:C:261:ILE:HG12	1.98	0.63
3:C:282:ALA:O	3:C:285:VAL:N	2.28	0.63
3:C:478:PHE:CD1	3:C:479:ASN:N	2.66	0.63
1:D:178:MET:SD	1:D:207:MET:CB	2.87	0.63
1:D:240:GLY:C	1:D:242:LYS:H	2.02	0.63
4:E:240:TYR:HD2	4:E:453:ILE:CD1	2.11	0.63
4:E:240:TYR:HD2	4:E:453:ILE:CG1	2.12	0.63
1:A:133:THR:O	1:A:136:PRO:HG2	1.99	0.62
1:A:186:HIS:ND1	1:A:187:TRP:N	2.47	0.62
2:B:218:LEU:CD1	2:B:221:ILE:HD11	2.28	0.62
2:B:434:VAL:CG1	2:B:438:LEU:HD12	2.29	0.62
4:E:94:ASN:O	4:E:125:SER:HA	1.98	0.62
4:E:273:PRO:HG2	4:E:274:GLU:N	2.14	0.62

Continued on next page...

Continued from previous page...

Atom-1	Atom-2	Interatomic distance (Å)	Clash overlap (Å)
1:A:20:ARG:O	1:A:22:VAL:HG23	1.97	0.62
1:A:176:TRP:HB3	1:A:209:ARG:HD2	1.81	0.62
2:B:443:PHE:C	2:B:447:CYS:HG	1.98	0.62
3:C:154:ASN:CB	3:C:211:ASN:HB3	2.23	0.62
3:C:269:VAL:HA	3:C:272:LEU:CD1	2.29	0.62
3:C:33:ILE:HD11	3:C:88:TRP:CZ3	2.34	0.62
3:C:95:GLN:OE1	3:C:147:LYS:HB3	1.98	0.62
1:D:27:HIS:O	1:D:28:PHE:HB2	1.99	0.62
1:D:379:VAL:HG13	1:D:382:ILE:HD12	1.81	0.62
1:D:233:PHE:HD1	1:D:409:ILE:HD12	1.64	0.62
4:E:108:LEU:O	4:E:115:MET:HA	1.98	0.62
4:E:172:ILE:HA	4:E:188:ARG:HB3	1.80	0.62
4:E:247:GLY:N	4:E:250:LYS:NZ	2.45	0.62
1:D:245:LEU:HD11	4:E:255:ILE:CG1	2.29	0.62
4:E:298:THR:O	4:E:302:ILE:HG13	1.99	0.62
4:E:94:ASN:HB3	4:E:125:SER:CB	2.27	0.62
1:A:279:LEU:HD13	1:A:282:MET:HB3	1.79	0.62
2:B:89:ASP:OD1	2:B:148:SER:HB2	1.98	0.62
2:B:238:VAL:CG1	2:B:248:LYS:HZ1	2.11	0.62
2:B:253:ILE:HD13	2:B:302:LEU:HD21	1.81	0.62
3:C:45:LEU:CD1	3:C:190:TRP:CE3	2.77	0.62
1:D:379:VAL:HA	1:D:382:ILE:CD1	2.28	0.62
1:D:416:LEU:HA	1:D:419:ILE:HG12	1.80	0.62
2:B:135:PHE:H	2:B:279:ILE:HG21	1.64	0.62
3:C:12:LEU:HB2	3:C:16:LYS:CG	2.29	0.62
3:C:223:ARG:CG	3:C:224:LYS:N	2.62	0.62
1:D:135:PHE:CE1	1:D:273:LEU:HB2	2.35	0.62
1:D:408:HIS:HB3	1:D:412:CYS:SG	2.38	0.62
4:E:86:LEU:HD13	4:E:103:TYR:HE1	1.63	0.62
4:E:129:ILE:CG2	4:E:133:TYR:CD2	2.78	0.62
4:E:147:SER:O	4:E:205:PHE:CE2	2.52	0.62
1:A:146:LEU:HD12	1:A:146:LEU:N	2.14	0.62
1:A:229:THR:O	1:A:232:VAL:HB	1.99	0.62
1:A:292:THR:HA	1:A:296:ILE:CD1	2.24	0.62
1:A:413:VAL:O	1:A:417:ILE:N	2.31	0.62
3:C:266:ALA:O	3:C:270:PHE:CG	2.53	0.62
1:D:294:VAL:O	1:D:298:THR:N	2.26	0.62
4:E:138:TRP:CH2	4:E:215:GLN:HG3	2.35	0.62
4:E:144:VAL:HG12	4:E:209:ILE:CA	2.29	0.62
4:E:456:LEU:O	4:E:456:LEU:HD22	2.00	0.62
2:B:420:GLU:O	2:B:424:LEU:N	2.32	0.62

Continued on next page...

Continued from previous page...

Atom-1	Atom-2	Interatomic distance (Å)	Clash overlap (Å)
1:A:171:MET:SD	1:A:173:SER:HB3	2.39	0.62
2:B:287:ILE:HA	2:B:290:LEU:CD1	2.29	0.62
3:C:102:TYR:CD1	3:C:102:TYR:C	2.73	0.62
3:C:7:LEU:O	3:C:10:ASP:HB2	1.99	0.62
3:C:58:MET:HG3	3:C:92:ILE:HD12	1.82	0.62
1:D:186:HIS:CE1	1:D:187:TRP:O	2.53	0.62
1:D:264:ILE:CB	1:D:265:PRO:HD3	2.29	0.62
4:E:1:ASN:HD22	4:E:69:SER:CB	2.11	0.62
4:E:310:THR:OG1	4:E:313:THR:CG2	2.48	0.62
1:A:216:VAL:HG13	1:A:220:ILE:HD11	1.82	0.62
1:A:100:PHE:HB3	1:A:103:VAL:CG2	2.30	0.62
1:A:34:GLY:HA3	1:A:57:ARG:HG2	1.80	0.62
1:A:57:ARG:HD3	1:A:161:GLU:CG	2.29	0.62
2:B:237:LEU:O	2:B:241:LEU:N	2.29	0.62
3:C:108:CYS:HB3	3:C:122:PRO:HG3	1.81	0.62
3:C:49:ASP:C	3:C:50:GLU:HG3	2.20	0.62
1:D:135:PHE:C	1:D:135:PHE:CD1	2.72	0.62
1:D:230:VAL:HG22	1:D:234:TYR:CE1	2.34	0.62
1:D:264:ILE:CB	1:D:265:PRO:CD	2.78	0.62
1:D:410:LEU:O	1:D:414:PHE:N	2.31	0.62
4:E:143:LEU:HD12	4:E:143:LEU:H	1.63	0.62
4:E:182:GLU:O	4:E:218:PRO:HD2	1.99	0.62
2:B:198:ARG:CG	2:B:198:ARG:NH1	2.59	0.62
1:A:431:ILE:HG22	1:A:431:ILE:O	1.98	0.62
1:A:432:GLU:OE1	1:A:435:GLN:NE2	2.33	0.62
2:B:104:LEU:HD12	2:B:118:TRP:CH2	2.34	0.62
2:B:130:ILE:HD12	2:B:134:TYR:CD2	2.35	0.62
2:B:40:LEU:HB2	2:B:52:THR:HG23	1.82	0.62
2:B:439:PHE:CD1	2:B:439:PHE:O	2.52	0.62
3:C:35:LEU:HD21	3:C:37:LEU:CD2	2.30	0.62
1:D:238:ASP:HB3	4:E:308:LEU:HD22	1.81	0.62
1:D:410:LEU:O	1:D:414:PHE:CB	2.47	0.62
4:E:140:ASN:OD1	4:E:211:PHE:HB3	1.99	0.62
4:E:1:ASN:ND2	4:E:69:SER:H	1.96	0.62
4:E:23:THR:HG22	4:E:24:LEU:N	2.15	0.62
4:E:414:SER:N	4:E:416:VAL:CG1	2.60	0.62
1:A:145:LYS:NZ	1:A:202:THR:HG23	2.13	0.62
1:A:262:GLU:HG2	4:E:271:LYS:HZ1	1.65	0.62
2:B:192:PRO:HD2	2:B:210:TYR:HB2	1.80	0.62
2:B:28:LYS:HE2	2:B:154:SER:O	2.00	0.62
3:C:160:MET:N	3:C:213:GLN:HB2	2.15	0.62

Continued on next page...

Continued from previous page...

Atom-1	Atom-2	Interatomic distance (Å)	Clash overlap (Å)
1:A:142:CYS:CB	1:A:205:PHE:HB2	2.28	0.62
2:B:409:LYS:CG	3:C:426:THR:HG21	2.30	0.62
1:D:135:PHE:CZ	1:D:273:LEU:HB3	2.35	0.62
4:E:162:GLU:CG	4:E:190:ALA:O	2.48	0.62
4:E:41:SER:O	4:E:49:LEU:HA	2.00	0.62
1:D:80:LEU:O	1:D:108:LEU:HB3	2.00	0.62
1:A:157:SER:HB2	1:A:199:LEU:CD1	2.30	0.61
2:B:136:PRO:CB	2:B:280:ILE:HD11	2.30	0.61
2:B:233:ILE:C	2:B:237:LEU:HD22	2.19	0.61
3:C:472:ILE:CA	3:C:475:MET:HB3	2.26	0.61
1:D:419:ILE:HD12	1:D:420:ILE:CG2	2.29	0.61
4:E:14:TYR:CD2	4:E:16:LYS:NZ	2.66	0.61
4:E:172:ILE:CG2	4:E:174:PRO:HG2	2.30	0.61
4:E:235:LEU:O	4:E:238:LEU:HB2	1.99	0.61
4:E:149:THR:CG2	4:E:150:TYR:N	2.61	0.61
3:C:43:ILE:N	3:C:43:ILE:HD12	2.15	0.61
1:A:382:ILE:O	1:A:386:MET:CE	2.47	0.61
2:B:283:TYR:HA	2:B:286:PHE:CZ	2.34	0.61
1:A:242:LYS:CD	2:B:312:HIS:ND1	2.62	0.61
1:D:130:ILE:HB	1:D:134:HIS:CB	2.30	0.61
1:D:167:LEU:HD21	1:D:178:MET:HB2	1.82	0.61
1:D:199:LEU:C	1:D:200:ASP:OD1	2.38	0.61
1:D:102:ILE:CD1	4:E:98:GLN:HE21	2.12	0.61
1:A:89:ASP:O	1:A:89:ASP:OD1	2.18	0.61
2:B:37:LEU:HD23	2:B:179:ALA:O	2.00	0.61
2:B:463:PRO:HB2	2:B:464:PRO:HD3	1.81	0.61
2:B:97:ASP:OD2	2:B:127:SER:HB2	2.00	0.61
3:C:141:TRP:CG	3:C:222:ARG:HA	2.34	0.61
3:C:295:ILE:O	3:C:299:VAL:HG23	2.00	0.61
3:C:425:SER:O	3:C:429:ILE:HG23	2.00	0.61
3:C:480:ARG:N	3:C:481:PRO:HD2	2.15	0.61
1:D:242:LYS:N	1:D:243:MET:HE2	2.14	0.61
1:D:407:ASP:OD1	1:D:408:HIS:CD2	2.51	0.61
1:D:408:HIS:O	1:D:412:CYS:N	2.24	0.61
4:E:117:TRP:CD1	4:E:119:PRO:HD3	2.34	0.61
4:E:309:ARG:HD2	4:E:310:THR:N	2.16	0.61
4:E:32:LEU:HA	4:E:56:GLU:O	2.01	0.61
4:E:62:TYR:HD1	4:E:62:TYR:O	1.82	0.61
3:C:206:PHE:CD1	3:C:206:PHE:C	2.74	0.61
1:A:227:PHE:O	1:A:231:LEU:HG	2.00	0.61
1:A:234:TYR:CG	1:A:410:LEU:HD21	2.35	0.61

Continued on next page...

Continued from previous page...

Atom-1	Atom-2	Interatomic distance (Å)	Clash overlap (Å)
1:A:280:PHE:O	1:A:284:PHE:CG	2.53	0.61
1:A:35:LEU:O	1:A:164:ARG:CZ	2.49	0.61
1:A:95:ASN:O	1:A:96:ALA:HB3	1.99	0.61
2:B:235:ALA:C	2:B:239:PHE:CE2	2.74	0.61
1:D:135:PHE:O	1:D:210:ILE:HG13	2.00	0.61
1:D:249:VAL:HG13	4:E:259:LEU:CD2	2.25	0.61
1:D:382:ILE:O	1:D:386:MET:HG2	2.01	0.61
4:E:138:TRP:HH2	4:E:215:GLN:HE21	1.48	0.61
2:B:1:SER:O	2:B:3:MET:N	2.33	0.61
3:C:141:TRP:CH2	3:C:223:ARG:HD3	2.35	0.61
3:C:288:ILE:HD11	3:C:290:LYS:HE3	1.83	0.61
3:C:38:THR:CG2	3:C:57:TRP:CZ3	2.84	0.61
1:D:89:ASP:OD2	1:D:149:TRP:CD1	2.54	0.61
1:A:106:THR:HG22	1:A:107:LYS:N	2.16	0.61
1:A:130:ILE:O	1:A:131:ILE:O	2.19	0.61
1:A:189:TYR:CA	1:A:197:PRO:HD2	2.29	0.61
2:B:189:GLU:O	2:B:190:HIS:CG	2.52	0.61
2:B:301:VAL:O	2:B:304:LEU:HB3	2.01	0.61
2:B:462:VAL:HB	2:B:463:PRO:HD3	1.81	0.61
3:C:63:TYR:HA	3:C:117:TYR:HA	1.83	0.61
1:D:112:TYR:HD1	1:D:113:THR:H	1.47	0.61
1:D:432:GLU:O	1:D:436:GLU:CG	2.47	0.61
1:A:67:TRP:CD1	1:A:71:ASP:HB3	2.34	0.61
1:A:430:LEU:O	1:A:433:LEU:HB3	2.01	0.61
3:C:17:TYR:CE1	3:C:18:ASN:O	2.54	0.61
3:C:181:PRO:HD3	3:C:192:ILE:CG2	2.30	0.61
3:C:52:LEU:HD23	3:C:128:SER:OG	1.99	0.61
1:D:118:TRP:NE1	1:D:120:PRO:HB3	2.09	0.61
1:D:242:LYS:HB2	1:D:245:LEU:CD1	2.31	0.61
1:D:37:LEU:HD13	1:D:54:VAL:HG13	1.82	0.61
2:B:163:ASP:HB3	2:B:193:SER:OG	2.00	0.61
2:B:34:GLY:C	2:B:35:LEU:HD23	2.20	0.61
1:D:283:ILE:CA	1:D:286:ILE:HD12	2.26	0.61
1:D:416:LEU:C	1:D:419:ILE:HG13	2.20	0.61
4:E:223:ILE:HA	4:E:226:ILE:HB	1.82	0.61
3:C:36:SER:HB3	3:C:59:ASP:HB3	1.82	0.61
1:A:227:PHE:HA	1:A:230:VAL:CB	2.28	0.61
2:B:242:PRO:HD3	2:B:248:LYS:HE3	1.81	0.61
2:B:46:LYS:HG3	2:B:278:PRO:CG	2.31	0.61
2:B:462:VAL:O	2:B:465:ASP:OD1	2.18	0.61
3:C:161:ASP:OD1	3:C:199:LYS:HD3	2.01	0.61

Continued on next page...

Continued from previous page...

Atom-1	Atom-2	Interatomic distance (Å)	Clash overlap (Å)
3:C:162:LEU:HD12	3:C:199:LYS:N	2.16	0.61
3:C:266:ALA:HB2	1:D:251:LEU:HB3	1.81	0.61
1:D:45:GLU:OE2	1:D:135:PHE:HB3	2.00	0.61
4:E:31:THR:CB	4:E:58:GLN:HB2	2.30	0.61
1:A:48:GLN:OE1	1:A:130:ILE:HD12	2.00	0.61
2:B:104:LEU:HA	2:B:118:TRP:CH2	2.35	0.61
2:B:290:LEU:HD11	2:B:453:SER:OG	2.01	0.61
3:C:58:MET:CG	3:C:92:ILE:HD12	2.31	0.61
4:E:437:GLU:O	4:E:441:LEU:HG	2.01	0.61
4:E:418:ALA:HA	4:E:421:PHE:CD2	2.36	0.61
2:B:162:LEU:HB2	2:B:174:MET:N	2.15	0.61
2:B:88:PRO:HB2	2:B:90:ILE:CG1	2.30	0.60
3:C:2:ASN:HB3	3:C:72:SER:HB3	1.81	0.60
3:C:33:ILE:HG12	3:C:62:TRP:CB	2.30	0.60
3:C:55:ASN:HA	3:C:124:ALA:O	2.01	0.60
3:C:91:ASP:OD1	3:C:153:TYR:CE1	2.54	0.60
4:E:162:GLU:N	4:E:163:GLU:OE2	2.29	0.60
1:D:38:ILE:CD1	4:E:199:THR:HG21	2.30	0.60
4:E:247:GLY:N	4:E:250:LYS:HG3	2.16	0.60
4:E:279:VAL:HB	4:E:280:PRO:HD2	1.83	0.60
1:A:1:SER:O	1:A:3:HIS:N	2.34	0.60
1:A:76:LYS:HG3	1:A:112:TYR:CD2	2.35	0.60
1:A:36:GLN:OE1	1:A:37:LEU:C	2.40	0.60
1:A:376:ILE:HG23	1:A:380:LYS:CE	2.30	0.60
2:B:238:VAL:HG13	2:B:248:LYS:HZ2	1.61	0.60
2:B:249:MET:CE	2:B:250:SER:HB3	2.31	0.60
2:B:289:ILE:HG22	2:B:293:PHE:CZ	2.35	0.60
3:C:276:GLN:C	3:C:279:PRO:HD2	2.20	0.60
3:C:451:GLN:O	3:C:455:ARG:NH1	2.34	0.60
4:E:213:ILE:O	4:E:213:ILE:HG23	2.01	0.60
4:E:262:THR:CA	4:E:265:LEU:HB2	2.30	0.60
3:C:234:THR:N	3:C:235:PRO:HD2	2.15	0.60
3:C:232:PHE:C	3:C:235:PRO:HD2	2.21	0.60
1:A:110:LEU:HD11	1:A:114:GLY:HA2	1.82	0.60
3:C:278:LEU:HD11	3:C:292:LEU:HD21	1.84	0.60
3:C:38:THR:HG21	3:C:57:TRP:CZ3	2.36	0.60
3:C:318:SER:CB	3:C:447:ASN:HD22	2.04	0.60
1:D:225:PHE:O	1:D:229:THR:HG23	2.01	0.60
1:D:247:ILE:HG22	1:D:248:SER:N	2.16	0.60
1:D:36:GLN:HE21	1:D:38:ILE:HG13	1.65	0.60
4:E:146:ARG:HB3	4:E:207:GLU:HA	1.83	0.60

Continued on next page...

Continued from previous page...

Atom-1	Atom-2	Interatomic distance (Å)	Clash overlap (Å)
4:E:59:TRP:CZ2	4:E:115:MET:CB	2.84	0.60
1:A:20:ARG:O	1:A:22:VAL:N	2.31	0.60
1:A:136:PRO:HA	1:A:277:TYR:CE1	2.37	0.60
2:B:141:ASN:HD21	2:B:212:ILE:CG1	2.01	0.60
2:B:147:LYS:HG3	2:B:148:SER:H	1.65	0.60
2:B:39:SER:HA	2:B:179:ALA:O	2.01	0.60
2:B:242:PRO:HG2	2:B:243:PRO:HD2	1.82	0.60
2:B:307:ARG:NH1	2:B:434:VAL:HG21	2.16	0.60
2:B:43:LEU:HB3	2:B:215:ARG:NH1	2.16	0.60
3:C:305:ASN:O	3:C:309:VAL:N	2.32	0.60
1:D:243:MET:H	1:D:243:MET:HE2	1.66	0.60
1:D:298:THR:O	1:D:301:ARG:HB3	2.02	0.60
1:A:255:VAL:HG23	4:E:264:PHE:CE1	2.34	0.60
1:D:67:TRP:CD1	1:D:71:ASP:CG	2.75	0.60
1:D:184:TRP:HE3	1:D:185:LYS:O	1.84	0.60
1:A:28:PHE:CD1	1:A:153:GLY:O	2.55	0.60
1:A:117:MET:CE	1:A:119:THR:HG21	2.32	0.60
1:A:257:LEU:O	1:A:260:ILE:HG22	2.01	0.60
1:A:419:ILE:HG23	1:A:420:ILE:N	2.15	0.60
2:B:409:LYS:O	2:B:412:ALA:HB3	2.01	0.60
3:C:147:LYS:HE2	3:C:216:THR:HG23	1.83	0.60
1:D:291:VAL:HG12	1:D:295:VAL:HG11	1.83	0.60
4:E:68:THR:HG23	4:E:72:GLU:OE1	2.00	0.60
4:E:100:GLU:OE2	4:E:122:ILE:O	2.19	0.60
4:E:66:TRP:CD1	4:E:66:TRP:N	2.70	0.60
4:E:462:THR:O	4:E:466:PHE:HB3	2.00	0.60
1:A:284:PHE:CZ	1:A:424:SER:HB3	2.37	0.60
1:A:31:ILE:HG12	1:A:60:TRP:HB3	1.84	0.60
3:C:52:LEU:CD2	3:C:130:CYS:HB2	2.25	0.60
3:C:190:TRP:HA	3:C:223:ARG:HB2	1.82	0.60
3:C:50:GLU:HA	3:C:132:ILE:HD13	1.82	0.60
1:A:61:ILE:HG22	1:A:115:LYS:HA	1.84	0.60
4:E:66:TRP:CE3	4:E:70:GLU:HG2	2.37	0.60
1:A:252:SER:O	1:A:256:PHE:CE1	2.55	0.60
1:A:258:LEU:O	1:A:261:VAL:HB	2.01	0.60
2:B:431:VAL:O	2:B:432:ALA:HB3	2.01	0.60
2:B:95:ASN:O	2:B:96:ASN:C	2.40	0.60
1:D:260:ILE:HG22	1:D:264:ILE:HD11	1.84	0.60
1:D:56:LEU:O	1:D:120:PRO:HD2	2.02	0.60
4:E:50:THR:HA	4:E:123:TYR:O	2.00	0.60
4:E:49:LEU:O	4:E:124:ARG:HD2	2.01	0.60

Continued on next page...

Continued from previous page...

Atom-1	Atom-2	Interatomic distance (Å)	Clash overlap (Å)
1:A:34:GLY:HA3	1:A:57:ARG:CG	2.32	0.60
3:C:247:PHE:C	3:C:250:PRO:CD	2.70	0.60
3:C:312:PHE:O	3:C:315:ARG:HD2	2.02	0.60
1:D:387:LYS:O	1:D:391:GLU:HG3	2.02	0.60
4:E:138:TRP:CH2	4:E:215:GLN:CG	2.84	0.60
1:D:245:LEU:CD1	4:E:255:ILE:HG13	2.31	0.60
1:A:12:LEU:HG	1:A:13:GLU:N	2.16	0.60
1:A:124:PHE:C	1:A:124:PHE:CD1	2.73	0.60
1:A:284:PHE:CE2	1:A:424:SER:HB3	2.37	0.60
2:B:241:LEU:HD13	3:C:314:PHE:CE2	2.37	0.60
1:A:380:LYS:HE3	2:B:405:VAL:HA	1.84	0.60
4:E:279:VAL:CG1	4:E:280:PRO:HD2	2.32	0.60
1:D:432:GLU:O	1:D:436:GLU:HG3	2.02	0.60
1:A:226:SER:O	1:A:230:VAL:N	2.34	0.60
1:A:300:HIS:CA	1:A:306:HIS:O	2.47	0.60
2:B:101:GLU:HB2	2:B:123:ILE:HG22	1.84	0.60
2:B:258:ALA:O	2:B:262:PHE:CD1	2.54	0.60
2:B:297:LEU:HD23	2:B:301:VAL:HG13	1.83	0.60
3:C:270:PHE:CD1	3:C:270:PHE:N	2.66	0.60
3:C:291:TYR:N	3:C:291:TYR:HD1	2.00	0.60
3:C:319:THR:OG1	3:C:448:LEU:HD23	2.02	0.60
4:E:159:LEU:CD1	4:E:208:ILE:HG23	2.32	0.60
4:E:262:THR:HA	4:E:265:LEU:CB	2.31	0.60
2:B:68:ASP:CB	2:B:69:PRO:CD	2.74	0.60
2:B:279:ILE:HG22	2:B:280:ILE:CD1	2.25	0.59
3:C:11:LEU:O	3:C:16:LYS:HB2	2.01	0.59
3:C:148:PHE:CB	3:C:215:VAL:HG22	2.26	0.59
3:C:180:ASP:CB	3:C:219:LEU:HD13	2.31	0.59
3:C:222:ARG:HH21	3:C:223:ARG:C	2.06	0.59
1:D:237:THR:OG1	1:D:406:ILE:CG2	2.49	0.59
1:A:306:HIS:HB2	4:E:250:LYS:HZ3	1.67	0.59
4:E:266:PHE:CD1	4:E:266:PHE:O	2.55	0.59
1:D:109:LEU:O	1:D:116:ILE:CG2	2.48	0.59
1:D:432:GLU:CG	1:D:435:GLN:NE2	2.59	0.59
1:A:131:ILE:CD1	1:A:133:THR:HB	2.32	0.59
1:A:56:LEU:HD12	1:A:90:LEU:HD13	1.83	0.59
2:B:46:LYS:CG	2:B:278:PRO:HD2	2.31	0.59
3:C:215:VAL:HG23	3:C:215:VAL:O	2.02	0.59
3:C:242:LEU:HD21	3:C:263:VAL:HG11	1.84	0.59
1:D:220:ILE:N	1:D:221:PRO:HD2	2.17	0.59
1:D:250:LEU:HD22	1:D:292:THR:OG1	2.02	0.59

Continued on next page...

Continued from previous page...

Atom-1	Atom-2	Interatomic distance (Å)	Clash overlap (Å)
3:C:263:VAL:N	1:D:251:LEU:HD11	2.17	0.59
4:E:222:ILE:HG23	4:E:223:ILE:N	2.16	0.59
1:D:384:GLU:HG2	4:E:422:ILE:HD12	1.84	0.59
1:A:223:LEU:O	1:A:226:SER:HB2	2.02	0.59
2:B:87:GLN:CB	2:B:104:LEU:HD11	2.31	0.59
2:B:92:LEU:HD22	2:B:146:PHE:CG	2.37	0.59
2:B:249:MET:O	2:B:252:SER:OG	2.21	0.59
3:C:7:LEU:HD11	3:C:70:ASN:ND2	2.18	0.59
3:C:3:GLU:OE1	3:C:7:LEU:HD12	2.01	0.59
1:D:26:THR:HG22	1:D:27:HIS:N	2.17	0.59
1:D:43:VAL:CG1	1:D:50:VAL:HG22	2.33	0.59
4:E:78:ARG:HD3	4:E:108:LEU:CD1	2.32	0.59
4:E:152:ALA:N	4:E:205:PHE:HA	2.15	0.59
4:E:261:GLN:NE2	4:E:296:ILE:HD11	2.13	0.59
4:E:37:THR:OG1	4:E:54:TRP:CZ3	2.55	0.59
1:A:224:LEU:CG	1:A:225:PHE:N	2.58	0.59
1:A:419:ILE:HD13	1:A:423:VAL:HG21	1.84	0.59
2:B:87:GLN:HB3	2:B:104:LEU:HD11	1.84	0.59
3:C:464:VAL:CG1	3:C:465:MET:N	2.66	0.59
3:C:84:PRO:HG2	3:C:85:GLU:OE1	2.01	0.59
1:D:189:TYR:CA	1:D:197:PRO:HD2	2.31	0.59
1:D:293:VAL:O	1:D:297:ASN:ND2	2.36	0.59
1:D:410:LEU:O	1:D:414:PHE:HB2	2.02	0.59
4:E:212:LEU:HD12	4:E:212:LEU:N	2.18	0.59
2:B:9:SER:O	2:B:12:PHE:CD1	2.56	0.59
2:B:67:TRP:CB	2:B:72:TYR:HB2	2.31	0.59
2:B:69:PRO:O	2:B:74:GLY:N	2.35	0.59
2:B:200:ASP:O	2:B:200:ASP:OD1	2.19	0.59
1:A:93:TYR:CG	1:A:145:LYS:HB3	2.38	0.59
2:B:65:LEU:HD23	2:B:110:VAL:HG11	1.84	0.59
2:B:181:THR:HG23	2:B:183:ASN:N	2.17	0.59
2:B:36:THR:O	2:B:55:PHE:CD1	2.56	0.59
1:D:27:HIS:O	1:D:28:PHE:CB	2.50	0.59
1:A:187:TRP:HE1	1:A:196:THR:HG22	1.67	0.59
2:B:54:VAL:O	2:B:121:SER:HA	2.02	0.59
2:B:253:ILE:CD1	2:B:302:LEU:HD21	2.33	0.59
2:B:38:THR:OG1	2:B:39:SER:N	2.35	0.59
2:B:439:PHE:O	2:B:442:ILE:HG22	2.03	0.59
2:B:91:VAL:HA	2:B:96:ASN:CG	2.23	0.59
3:C:260:ALA:HB3	3:C:313:HIS:CE1	2.37	0.59
3:C:426:THR:CA	3:C:429:ILE:HG23	2.33	0.59

Continued on next page...

Continued from previous page...

Atom-1	Atom-2	Interatomic distance (Å)	Clash overlap (Å)
1:D:187:TRP:NE1	1:D:197:PRO:O	2.35	0.59
1:D:235:LEU:O	1:D:239:SER:N	2.31	0.59
4:E:162:GLU:H	4:E:163:GLU:CD	2.06	0.59
1:A:306:HIS:HB2	4:E:250:LYS:NZ	2.18	0.59
1:D:245:LEU:HD23	4:E:255:ILE:HG21	1.84	0.59
1:D:74:GLY:O	1:D:75:ILE:HG23	2.03	0.59
1:D:223:LEU:C	1:D:223:LEU:HD23	2.22	0.59
1:A:247:ILE:HG23	1:A:248:SER:N	2.16	0.59
1:A:416:LEU:C	1:A:419:ILE:HG22	2.23	0.59
2:B:247:GLU:OE1	3:C:320:HIS:NE2	2.36	0.59
2:B:251:LEU:C	2:B:251:LEU:HD12	2.23	0.59
2:B:132:VAL:O	2:B:279:ILE:CG2	2.49	0.59
2:B:285:MET:O	2:B:289:ILE:HG12	2.03	0.59
2:B:290:LEU:HD21	2:B:453:SER:OG	2.03	0.59
2:B:88:PRO:O	2:B:90:ILE:N	2.34	0.59
3:C:105:ALA:HA	3:C:122:PRO:HG2	1.84	0.59
3:C:426:THR:HA	3:C:429:ILE:CG2	2.32	0.59
3:C:42:LEU:O	3:C:185:THR:CB	2.50	0.59
3:C:435:GLU:O	3:C:438:ALA:HB3	2.03	0.59
4:E:78:ARG:CD	4:E:108:LEU:CD1	2.81	0.59
4:E:255:ILE:HD11	4:E:304:LEU:CD1	2.28	0.59
4:E:296:ILE:HG13	4:E:297:VAL:N	2.17	0.59
4:E:441:LEU:HD12	4:E:441:LEU:C	2.22	0.59
1:D:15:TYR:HE2	1:D:84:ASP:HB3	1.66	0.59
2:B:9:SER:O	2:B:13:GLU:HG3	2.02	0.59
1:D:60:TRP:CZ2	1:D:86:TRP:CZ3	2.91	0.59
3:C:206:PHE:CD1	3:C:206:PHE:O	2.55	0.59
1:A:390:GLU:O	1:A:393:SER:OG	2.21	0.59
2:B:109:LEU:HB3	2:B:117:SER:CB	2.30	0.59
3:C:241:PHE:C	3:C:241:PHE:CD1	2.76	0.59
2:B:247:GLU:OE1	3:C:320:HIS:CD2	2.56	0.59
4:E:235:LEU:HD11	4:E:257:VAL:HG13	1.85	0.59
3:C:230:ILE:HG13	3:C:231:ASN:H	1.62	0.59
1:D:110:LEU:HA	1:D:116:ILE:HG22	1.84	0.59
1:A:136:PRO:CB	1:A:138:ASP:OD1	2.50	0.59
1:A:292:THR:HG22	1:A:296:ILE:HD11	1.85	0.59
2:B:92:LEU:HB2	2:B:96:ASN:N	2.18	0.59
1:D:178:MET:HA	1:D:207:MET:HB2	1.84	0.59
1:D:250:LEU:CD2	1:D:292:THR:OG1	2.51	0.59
4:E:279:VAL:CB	4:E:280:PRO:HD2	2.33	0.59
4:E:34:LEU:CD2	4:E:55:ILE:HA	2.33	0.59

Continued on next page...

Continued from previous page...

Atom-1	Atom-2	Interatomic distance (Å)	Clash overlap (Å)
1:A:274:ILE:CG1	1:A:277:TYR:CE1	2.80	0.59
1:A:41:ILE:HG12	1:A:51:GLU:HB3	1.81	0.59
1:A:94:ASN:C	1:A:94:ASN:HD22	2.05	0.59
2:B:406:GLU:HG2	2:B:409:LYS:HD2	1.85	0.59
3:C:190:TRP:CD1	3:C:221:ILE:CD1	2.75	0.59
3:C:42:LEU:CD2	3:C:190:TRP:HH2	2.13	0.59
3:C:162:LEU:N	3:C:199:LYS:HG2	2.18	0.59
1:D:56:LEU:O	1:D:120:PRO:HD3	2.03	0.59
1:D:170:PHE:CE2	1:D:176:TRP:CD1	2.86	0.59
1:D:228:LEU:HD23	1:D:249:VAL:CG1	2.32	0.59
4:E:59:TRP:CZ2	4:E:84:LEU:HD22	2.38	0.59
1:D:109:LEU:HD12	1:D:117:MET:HB3	1.85	0.59
2:B:426:LYS:HB3	2:B:430:TYR:CE2	2.37	0.59
1:A:137:PHE:CE1	1:A:210:ILE:CD1	2.77	0.58
2:B:160:HIS:HE2	2:B:207:VAL:CG1	2.13	0.58
1:A:245:LEU:HG	2:B:253:ILE:CG2	2.33	0.58
3:C:253:SER:O	3:C:256:LYS:HG3	2.02	0.58
3:C:263:VAL:HG13	1:D:251:LEU:CD2	2.32	0.58
4:E:78:ARG:CD	4:E:108:LEU:HD12	2.33	0.58
4:E:145:PHE:O	4:E:208:ILE:HD12	2.02	0.58
3:C:93:VAL:CG2	3:C:151:LEU:HD13	2.32	0.58
1:A:156:VAL:CG2	1:A:157:SER:N	2.66	0.58
1:A:265:PRO:O	1:A:269:SER:N	2.34	0.58
1:A:93:TYR:CZ	1:A:198:TYR:CE2	2.91	0.58
2:B:37:LEU:HD23	2:B:179:ALA:CA	2.32	0.58
3:C:291:TYR:CD1	3:C:291:TYR:N	2.71	0.58
4:E:75:ASP:CB	4:E:110:TYR:CE1	2.78	0.58
4:E:227:ALA:H	4:E:228:PRO:HD2	1.66	0.58
1:A:156:VAL:HG22	1:A:157:SER:N	2.18	0.58
1:A:249:VAL:HG12	1:A:250:LEU:N	2.18	0.58
1:A:29:VAL:HB	1:A:31:ILE:HD12	1.85	0.58
1:A:29:VAL:HB	1:A:31:ILE:CD1	2.33	0.58
1:A:417:ILE:HA	1:A:420:ILE:CG1	2.32	0.58
2:B:85:VAL:HG12	2:B:86:TRP:N	2.18	0.58
3:C:2:ASN:HD22	3:C:71:ALA:HB3	1.67	0.58
1:D:280:PHE:O	1:D:284:PHE:CD1	2.56	0.58
1:D:412:CYS:HA	1:D:415:MET:CE	2.33	0.58
4:E:55:ILE:HG22	4:E:119:PRO:O	2.03	0.58
4:E:227:ALA:N	4:E:228:PRO:CD	2.66	0.58
1:A:133:THR:O	1:A:140:GLN:HB2	2.04	0.58
1:A:187:TRP:CZ2	1:A:196:THR:CG2	2.73	0.58

Continued on next page...

Continued from previous page...

Atom-1	Atom-2	Interatomic distance (Å)	Clash overlap (Å)
1:A:37:LEU:HD23	1:A:54:VAL:HG12	1.85	0.58
2:B:59:ALA:HA	2:B:116:VAL:O	2.03	0.58
2:B:304:LEU:O	2:B:304:LEU:HD23	2.02	0.58
1:A:380:LYS:CA	2:B:408:ILE:HD13	2.34	0.58
2:B:62:ASP:C	2:B:64:ARG:H	2.05	0.58
3:C:97:ASN:CG	3:C:128:SER:HB2	2.24	0.58
3:C:242:LEU:O	3:C:246:ALA:N	2.34	0.58
3:C:77:ILE:CD1	3:C:80:LEU:CD1	2.72	0.58
4:E:47:GLU:HG2	4:E:128:PRO:O	2.03	0.58
4:E:239:VAL:CG1	4:E:254:SER:OG	2.51	0.58
4:E:34:LEU:HD12	4:E:210:PHE:CZ	2.38	0.58
4:E:472:ASN:O	4:E:476:GLU:CG	2.46	0.58
1:D:114:GLY:O	1:D:116:ILE:HG23	2.03	0.58
1:A:171:MET:CG	1:A:173:SER:H	2.15	0.58
1:A:255:VAL:HB	4:E:264:PHE:CZ	2.37	0.58
1:A:408:HIS:O	1:A:412:CYS:N	2.33	0.58
2:B:100:PHE:HB2	2:B:103:THR:OG1	2.02	0.58
2:B:258:ALA:HB3	3:C:265:LEU:CD2	2.28	0.58
3:C:35:LEU:HD22	3:C:215:VAL:CG1	2.32	0.58
3:C:42:LEU:CD2	3:C:190:TRP:CZ2	2.86	0.58
3:C:93:VAL:HB	3:C:151:LEU:HB2	1.85	0.58
1:D:65:LEU:CD2	1:D:110:LEU:HD22	2.23	0.58
1:D:21:PRO:HB3	1:D:62:ASP:OD2	2.03	0.58
4:E:470:HIS:CE1	4:E:474:VAL:CG2	2.75	0.58
4:E:122:ILE:HD13	4:E:122:ILE:N	2.16	0.58
1:A:218:VAL:HG13	1:A:219:ILE:N	2.18	0.58
1:A:234:TYR:CD2	1:A:410:LEU:HD21	2.39	0.58
2:B:102:ILE:HB	2:B:121:SER:O	2.03	0.58
3:C:139:PHE:CE2	3:C:291:TYR:OH	2.56	0.58
3:C:247:PHE:C	3:C:250:PRO:HD2	2.23	0.58
3:C:296:MET:HA	3:C:296:MET:HE2	1.84	0.58
1:D:35:LEU:HD12	1:D:54:VAL:HG11	1.74	0.58
4:E:31:THR:HA	4:E:158:GLN:HG3	1.85	0.58
4:E:59:TRP:CE2	4:E:115:MET:CB	2.87	0.58
1:A:6:ARG:CB	1:A:6:ARG:HH11	2.16	0.58
1:A:54:VAL:N	1:A:122:ALA:O	2.32	0.58
1:A:391:GLU:O	1:A:394:ASN:ND2	2.36	0.58
1:A:50:VAL:HG12	1:A:52:THR:HG23	1.85	0.58
2:B:134:TYR:HB3	2:B:279:ILE:HD11	1.86	0.58
2:B:175:ILE:HG23	2:B:178:ASP:N	2.18	0.58
3:C:180:ASP:HB2	3:C:195:LYS:CB	2.33	0.58

Continued on next page...

Continued from previous page...

Atom-1	Atom-2	Interatomic distance (Å)	Clash overlap (Å)
3:C:312:PHE:CE1	3:C:456:LEU:CD1	2.74	0.58
3:C:49:ASP:O	3:C:50:GLU:HG3	2.03	0.58
1:D:89:ASP:CB	1:D:149:TRP:HD1	2.16	0.58
1:D:36:GLN:C	1:D:54:VAL:HG12	2.24	0.58
4:E:102:ALA:HB2	4:E:121:ALA:CB	2.33	0.58
4:E:228:PRO:HA	4:E:231:LEU:HD23	1.85	0.58
4:E:246:ALA:CA	4:E:250:LYS:HZ2	2.16	0.58
4:E:6:LEU:HD13	4:E:67:ASN:CG	2.23	0.58
3:C:93:VAL:HB	3:C:151:LEU:HD22	1.85	0.58
2:B:9:SER:CA	2:B:12:PHE:CE1	2.78	0.58
1:A:245:LEU:HD21	2:B:250:SER:HA	1.86	0.58
1:A:244:THR:O	1:A:247:ILE:N	2.37	0.58
1:A:15:TYR:HE2	1:A:84:ASP:OD2	1.86	0.58
2:B:101:GLU:C	2:B:102:ILE:HG13	2.24	0.58
2:B:91:VAL:C	2:B:92:LEU:HD23	2.24	0.58
3:C:74:TYR:CE1	3:C:114:PRO:HB2	2.39	0.58
3:C:154:ASN:CB	3:C:211:ASN:CB	2.81	0.58
3:C:451:GLN:O	3:C:455:ARG:HD3	2.04	0.58
4:E:133:TYR:CZ	4:E:214:ILE:HG13	2.39	0.58
4:E:272:VAL:N	4:E:273:PRO:HD2	2.18	0.58
4:E:449:ALA:O	4:E:452:TRP:HB2	2.04	0.58
4:E:80:PRO:HB2	4:E:83:LEU:HD23	1.86	0.58
1:A:416:LEU:O	1:A:420:ILE:HG23	2.04	0.58
3:C:131:PRO:CG	3:C:145:SER:H	2.17	0.58
3:C:30:VAL:CG1	3:C:31:VAL:N	2.67	0.58
3:C:7:LEU:CD1	3:C:70:ASN:HB2	2.34	0.58
1:D:157:SER:HB2	1:D:199:LEU:CD1	2.34	0.58
4:E:91:LEU:CB	4:E:95:VAL:H	2.16	0.58
2:B:66:GLN:HG3	2:B:113:THR:HA	1.85	0.58
4:E:80:PRO:O	4:E:83:LEU:HB2	2.03	0.58
1:A:227:PHE:O	1:A:231:LEU:N	2.34	0.58
1:A:415:MET:O	1:A:419:ILE:HB	2.03	0.58
1:A:45:GLU:HG2	1:A:272:PRO:CG	2.33	0.58
2:B:287:ILE:CA	2:B:290:LEU:HD12	2.34	0.58
2:B:431:VAL:O	2:B:432:ALA:CB	2.52	0.58
2:B:92:LEU:CB	2:B:96:ASN:HB2	2.33	0.58
3:C:220:ILE:O	3:C:220:ILE:CG1	2.51	0.58
3:C:270:PHE:N	3:C:270:PHE:HD1	2.00	0.58
2:B:241:LEU:HD13	3:C:314:PHE:CZ	2.39	0.58
1:D:130:ILE:CB	1:D:134:HIS:HB2	2.33	0.58
1:D:246:SER:O	1:D:250:LEU:HD12	2.04	0.58

Continued on next page...

Continued from previous page...

Atom-1	Atom-2	Interatomic distance (Å)	Clash overlap (Å)
1:D:257:LEU:HA	1:D:260:ILE:CG1	2.34	0.58
4:E:177:PHE:CE2	4:E:184:THR:HA	2.38	0.58
4:E:417:GLU:HA	4:E:420:ASN:HB2	1.86	0.58
1:A:57:ARG:NH1	1:A:161:GLU:OE2	2.37	0.57
1:A:261:VAL:O	1:A:265:PRO:CG	2.51	0.57
1:A:237:THR:OG1	1:A:407:ASP:OD1	2.20	0.57
1:A:380:LYS:HA	2:B:408:ILE:HD13	1.86	0.57
2:B:409:LYS:HD3	3:C:426:THR:HG1	1.69	0.57
2:B:189:GLU:CG	2:B:468:PHE:HB3	2.18	0.57
3:C:115:ASN:N	3:C:115:ASN:ND2	2.48	0.57
3:C:180:ASP:N	3:C:195:LYS:CB	2.66	0.57
3:C:426:THR:C	3:C:429:ILE:HG23	2.25	0.57
3:C:464:VAL:HG13	3:C:465:MET:N	2.19	0.57
1:D:303:PRO:CD	1:D:400:LYS:CD	2.82	0.57
1:D:377:GLU:N	1:D:380:LYS:HE2	2.19	0.57
4:E:86:LEU:CD1	4:E:103:TYR:OH	2.52	0.57
4:E:296:ILE:CG1	4:E:297:VAL:N	2.66	0.57
4:E:34:LEU:HD23	4:E:55:ILE:HA	1.85	0.57
4:E:241:PHE:CD1	4:E:450:CYS:HB3	2.39	0.57
4:E:59:TRP:N	4:E:59:TRP:CE3	2.71	0.57
1:D:29:VAL:HG11	1:D:60:TRP:HE1	1.67	0.57
1:A:26:THR:O	1:A:28:PHE:N	2.37	0.57
1:A:401:TYR:O	1:A:401:TYR:CG	2.57	0.57
1:A:106:THR:HG23	2:B:150:THR:HG23	1.86	0.57
3:C:192:ILE:HD13	3:C:221:ILE:CG2	2.34	0.57
3:C:427:ASN:HA	3:C:430:VAL:CG2	2.34	0.57
4:E:10:LEU:HD13	4:E:64:LEU:HD23	1.86	0.57
4:E:246:ALA:CB	4:E:250:LYS:HZ2	2.18	0.57
3:C:228:TYR:HD1	3:C:229:VAL:H	1.47	0.57
2:B:3:MET:O	2:B:6:THR:HB	2.04	0.57
1:D:86:TRP:O	1:D:86:TRP:CG	2.57	0.57
1:D:7:LEU:HA	1:D:10:ASN:HD21	1.67	0.57
1:A:280:PHE:HB3	1:A:284:PHE:CE2	2.39	0.57
1:A:305:THR:OG1	1:A:400:LYS:HB2	2.04	0.57
1:A:58:GLN:NE2	1:A:90:LEU:HD11	2.19	0.57
2:B:284:LEU:HA	2:B:287:ILE:CG1	2.34	0.57
2:B:40:LEU:C	2:B:40:LEU:HD13	2.24	0.57
3:C:194:HIS:ND1	3:C:195:LYS:N	2.51	0.57
2:B:251:LEU:HD22	3:C:261:ILE:HG13	1.86	0.57
3:C:296:MET:CE	3:C:299:VAL:HG21	2.35	0.57
3:C:56:VAL:CG2	3:C:124:ALA:HB3	2.34	0.57

Continued on next page...

Continued from previous page...

Atom-1	Atom-2	Interatomic distance (Å)	Clash overlap (Å)
1:D:131:ILE:CG1	1:D:133:THR:H	2.06	0.57
4:E:162:GLU:CB	4:E:190:ALA:O	2.52	0.57
4:E:456:LEU:HD22	4:E:460:LEU:HG	1.84	0.57
1:D:66:ARG:HD3	1:D:66:ARG:H	1.68	0.57
2:B:129:THR:C	2:B:131:LYS:N	2.57	0.57
2:B:16:ASN:OD1	2:B:18:LYS:NZ	2.23	0.57
2:B:241:LEU:CD2	2:B:251:LEU:HD11	2.33	0.57
2:B:452:PHE:O	2:B:456:LEU:HD23	2.04	0.57
3:C:180:ASP:CG	3:C:219:LEU:HD22	2.24	0.57
3:C:279:PRO:CA	3:C:282:ALA:HB3	2.33	0.57
3:C:58:MET:HE1	3:C:120:TRP:CZ2	2.39	0.57
4:E:269:ALA:O	4:E:273:PRO:HG3	2.04	0.57
4:E:261:GLN:HE22	4:E:296:ILE:HD12	1.69	0.57
2:B:187:SER:OG	2:B:216:LYS:HE2	2.05	0.57
2:B:267:ALA:O	2:B:271:PRO:CD	2.46	0.57
3:C:162:LEU:HB2	3:C:199:LYS:CB	2.31	0.57
3:C:62:TRP:HH2	3:C:120:TRP:HB3	1.70	0.57
1:D:383:ALA:HA	1:D:386:MET:HG2	1.86	0.57
1:D:95:ASN:HA	1:D:127:TYR:O	2.05	0.57
4:E:127:CYS:O	4:E:128:PRO:O	2.22	0.57
4:E:129:ILE:HG22	4:E:133:TYR:HD2	1.66	0.57
4:E:135:PRO:C	4:E:136:PHE:HD1	2.08	0.57
3:C:228:TYR:O	3:C:232:PHE:HB2	2.04	0.57
2:B:182:GLU:H	2:B:182:GLU:CD	2.06	0.57
1:A:37:LEU:O	1:A:169:THR:HG21	2.04	0.57
1:A:17:LYS:HZ1	1:A:83:ASP:HB3	1.69	0.57
1:A:93:TYR:CZ	1:A:200:ASP:HB3	2.40	0.57
2:B:131:LYS:HB3	2:B:133:MET:SD	2.44	0.57
2:B:45:GLU:HG3	2:B:134:TYR:CB	2.35	0.57
2:B:259:LEU:HD23	2:B:263:LEU:HD12	1.86	0.57
3:C:11:LEU:O	3:C:13:ILE:N	2.38	0.57
3:C:199:LYS:NZ	3:C:199:LYS:C	2.58	0.57
3:C:298:LEU:CD2	3:C:467:LEU:HD12	2.34	0.57
1:D:134:HIS:HE1	1:D:209:ARG:HD2	1.69	0.57
1:D:225:PHE:HD1	1:D:226:SER:N	2.03	0.57
4:E:232:ILE:HG22	4:E:233:SER:N	2.18	0.57
3:C:235:PRO:O	3:C:239:ILE:HB	2.05	0.57
1:A:90:LEU:HD12	1:A:100:PHE:CE2	2.39	0.57
1:A:379:VAL:O	1:A:382:ILE:HG13	2.04	0.57
1:A:34:GLY:HA3	1:A:57:ARG:HD3	1.85	0.57
2:B:187:SER:N	2:B:214:GLN:O	2.37	0.57

Continued on next page...

Continued from previous page...

Atom-1	Atom-2	Interatomic distance (Å)	Clash overlap (Å)
2:B:438:LEU:O	2:B:442:ILE:CD1	2.53	0.57
3:C:12:LEU:HD12	3:C:16:LYS:HE3	1.86	0.57
3:C:138:PRO:O	3:C:141:TRP:CD1	2.58	0.57
3:C:222:ARG:NH2	3:C:223:ARG:C	2.57	0.57
3:C:423:ILE:HD12	1:D:376:ILE:HG13	1.85	0.57
3:C:50:GLU:CB	3:C:132:ILE:HB	2.35	0.57
1:D:157:SER:CA	1:D:199:LEU:HD12	2.35	0.57
1:D:187:TRP:CB	1:D:199:LEU:HD23	2.26	0.57
1:D:135:PHE:CA	1:D:209:ARG:HB3	2.35	0.57
4:E:138:TRP:CE3	4:E:215:GLN:HA	2.40	0.57
4:E:138:TRP:CH2	4:E:215:GLN:NE2	2.72	0.57
4:E:273:PRO:O	4:E:277:LEU:HG	2.04	0.57
2:B:75:ILE:O	2:B:75:ILE:CG1	2.49	0.57
3:C:25:LYS:HG3	3:C:25:LYS:O	2.04	0.57
1:A:35:LEU:CD1	1:A:203:TYR:OH	2.52	0.57
1:A:242:LYS:HB2	1:A:245:LEU:HB2	1.86	0.57
1:A:274:ILE:HG12	1:A:277:TYR:HE1	1.61	0.57
1:A:384:GLU:HA	1:A:387:LYS:HG3	1.86	0.57
2:B:458:ALA:O	2:B:462:VAL:CG2	2.51	0.57
3:C:146:LEU:HD12	3:C:146:LEU:N	2.19	0.57
2:B:409:LYS:HE2	3:C:423:ILE:HG22	1.86	0.57
1:D:35:LEU:HB3	1:D:164:ARG:NH1	2.20	0.57
4:E:453:ILE:HD12	4:E:453:ILE:C	2.24	0.57
4:E:62:TYR:O	4:E:62:TYR:CD1	2.57	0.57
1:A:225:PHE:C	1:A:225:PHE:CD1	2.78	0.57
1:A:304:SER:N	1:A:400:LYS:HD3	2.18	0.57
1:A:137:PHE:C	1:A:435:GLN:HG3	2.21	0.57
2:B:245:ALA:HB1	3:C:320:HIS:HD2	1.70	0.57
1:A:252:SER:OG	2:B:257:LEU:CD2	2.48	0.57
2:B:35:LEU:CD2	2:B:56:LEU:HA	2.31	0.57
2:B:404:ALA:O	2:B:407:ALA:HB3	2.05	0.57
3:C:37:LEU:O	3:C:178:ILE:HD12	2.05	0.57
1:D:179:LYS:HB2	1:D:206:ILE:HG22	1.85	0.57
1:D:176:TRP:HB3	1:D:209:ARG:HD2	1.84	0.57
1:D:242:LYS:CD	1:D:245:LEU:HD13	2.35	0.57
4:E:101:VAL:O	4:E:101:VAL:HG12	2.04	0.57
4:E:27:VAL:HG11	4:E:152:ALA:O	2.04	0.57
4:E:250:LYS:HB3	4:E:253:LEU:CD2	2.30	0.57
4:E:49:LEU:HD12	4:E:50:THR:N	2.20	0.57
4:E:417:GLU:O	4:E:421:PHE:CG	2.58	0.57
2:B:430:TYR:O	2:B:430:TYR:HD1	1.87	0.57

Continued on next page...

Continued from previous page...

Atom-1	Atom-2	Interatomic distance (Å)	Clash overlap (Å)
1:A:234:TYR:CZ	1:A:410:LEU:HD11	2.40	0.57
2:B:177:GLN:HA	2:B:180:PHE:HB2	1.86	0.57
2:B:92:LEU:HD12	2:B:96:ASN:H	1.70	0.57
3:C:159:SER:HA	3:C:213:GLN:HG2	1.80	0.57
3:C:243:ALA:HA	3:C:246:ALA:HB2	1.86	0.57
3:C:31:VAL:HG13	3:C:33:ILE:HG13	1.87	0.57
1:D:91:VAL:HG22	1:D:96:ALA:HB2	1.87	0.57
1:D:94:ASN:HD22	1:D:95:ASN:N	2.02	0.57
1:A:243:MET:CE	1:A:244:THR:HG22	2.34	0.56
1:A:376:ILE:O	1:A:380:LYS:HG3	2.04	0.56
3:C:35:LEU:CD2	3:C:215:VAL:HG11	2.31	0.56
3:C:266:ALA:CB	1:D:251:LEU:HB3	2.35	0.56
4:E:233:SER:HB2	4:E:457:LEU:HD11	1.87	0.56
1:D:32:THR:HG21	1:D:59:GLN:HE21	1.70	0.56
4:E:444:LYS:CE	4:E:444:LYS:HA	2.35	0.56
1:D:198:TYR:CD1	1:D:198:TYR:N	2.73	0.56
1:A:276:LYS:HD2	1:A:276:LYS:N	2.19	0.56
1:A:137:PHE:N	1:A:277:TYR:OH	2.38	0.56
1:A:36:GLN:OE1	1:A:36:GLN:C	2.43	0.56
1:A:87:LEU:N	1:A:87:LEU:CD2	2.59	0.56
2:B:186:TRP:HA	2:B:215:ARG:HA	1.87	0.56
3:C:476:GLY:O	3:C:480:ARG:HG3	2.04	0.56
4:E:438:ASN:O	4:E:442:ILE:HG12	2.05	0.56
4:E:450:CYS:O	4:E:453:ILE:HG13	2.05	0.56
4:E:284:LYS:CE	4:E:284:LYS:CA	2.82	0.56
1:D:102:ILE:CD1	4:E:98:GLN:NE2	2.67	0.56
1:A:2:GLU:O	1:A:7:LEU:HD21	2.05	0.56
1:A:107:LYS:O	1:A:108:LEU:CD2	2.54	0.56
1:A:36:GLN:HA	1:A:164:ARG:HH21	1.70	0.56
1:A:218:VAL:C	1:A:221:PRO:HD2	2.24	0.56
2:B:101:GLU:OE1	2:B:123:ILE:HG21	2.04	0.56
3:C:141:TRP:CZ2	3:C:223:ARG:O	2.58	0.56
3:C:241:PHE:O	3:C:245:LEU:CG	2.44	0.56
3:C:308:ILE:HG22	3:C:309:VAL:N	2.19	0.56
3:C:426:THR:HA	3:C:429:ILE:HG23	1.87	0.56
1:D:280:PHE:CD1	1:D:280:PHE:N	2.67	0.56
4:E:44:GLU:CA	4:E:129:ILE:CD1	2.72	0.56
4:E:173:ASP:N	4:E:174:PRO:CD	2.68	0.56
4:E:303:VAL:HA	4:E:306:VAL:HB	1.87	0.56
4:E:74:ILE:O	4:E:74:ILE:HG12	2.04	0.56
1:A:175:GLU:OE1	1:A:211:PRO:HG3	2.06	0.56

Continued on next page...

Continued from previous page...

Atom-1	Atom-2	Interatomic distance (Å)	Clash overlap (Å)
1:A:235:LEU:N	1:A:236:PRO:CD	2.67	0.56
1:A:266:SER:O	1:A:270:ALA:N	2.38	0.56
1:A:301:ARG:HH11	1:A:301:ARG:HG2	1.69	0.56
2:B:156:VAL:CG2	2:B:157:ILE:N	2.69	0.56
2:B:192:PRO:HB2	2:B:210:TYR:HB2	1.87	0.56
2:B:217:PRO:HB2	2:B:219:PHE:CE2	2.39	0.56
2:B:241:LEU:HD23	2:B:248:LYS:HE2	1.87	0.56
2:B:46:LYS:NZ	2:B:275:LEU:O	2.24	0.56
2:B:455:PHE:O	2:B:458:ALA:HB3	2.05	0.56
2:B:32:ARG:HG3	2:B:59:ALA:O	2.06	0.56
3:C:272:LEU:O	3:C:275:SER:OG	2.23	0.56
3:C:312:PHE:CZ	3:C:456:LEU:CD2	2.81	0.56
3:C:52:LEU:N	3:C:52:LEU:HD22	2.20	0.56
4:E:234:SER:O	4:E:238:LEU:N	2.38	0.56
4:E:84:LEU:O	4:E:86:LEU:HG	2.05	0.56
2:B:418:ALA:HA	2:B:421:PHE:CE2	2.40	0.56
1:D:61:ILE:HA	1:D:116:ILE:CD1	2.35	0.56
1:D:105:MET:HG2	1:D:105:MET:O	2.05	0.56
1:A:425:VAL:O	1:A:429:ARG:HG2	2.05	0.56
3:C:206:PHE:N	3:C:207:PRO:CD	2.68	0.56
2:B:163:ASP:HB3	2:B:193:SER:HG	1.68	0.56
1:A:295:VAL:O	1:A:299:HIS:N	2.37	0.56
1:D:31:ILE:HB	1:D:157:SER:O	2.05	0.56
4:E:136:PHE:HA	4:E:138:TRP:CZ3	2.41	0.56
4:E:238:LEU:O	4:E:242:LEU:CB	2.54	0.56
4:E:452:TRP:HE3	4:E:452:TRP:HA	1.70	0.56
1:D:101:ALA:O	1:D:102:ILE:HB	2.06	0.56
2:B:108:VAL:HG13	2:B:117:SER:O	2.05	0.56
3:C:288:ILE:HD13	3:C:290:LYS:HD2	1.87	0.56
3:C:71:ALA:O	3:C:76:ASP:N	2.38	0.56
4:E:177:PHE:HB2	4:E:185:ILE:HD12	1.86	0.56
4:E:438:ASN:OD1	4:E:442:ILE:HD11	2.06	0.56
4:E:441:LEU:CD1	4:E:441:LEU:O	2.54	0.56
1:A:79:ARG:NH1	1:A:107:LYS:NZ	2.50	0.56
1:A:132:VAL:O	1:A:274:ILE:HA	2.06	0.56
1:A:187:TRP:NE1	1:A:196:THR:CG2	2.69	0.56
1:A:416:LEU:O	1:A:420:ILE:N	2.36	0.56
2:B:232:SER:O	2:B:236:ILE:N	2.38	0.56
2:B:40:LEU:HA	2:B:52:THR:HG23	1.87	0.56
3:C:162:LEU:HD12	3:C:198:LYS:C	2.26	0.56
3:C:475:MET:HA	3:C:478:PHE:CE2	2.40	0.56

Continued on next page...

Continued from previous page...

Atom-1	Atom-2	Interatomic distance (Å)	Clash overlap (Å)
1:D:171:MET:SD	1:D:174:GLY:CA	2.94	0.56
4:E:99:PHE:CZ	4:E:123:TYR:CE2	2.93	0.56
4:E:235:LEU:HA	4:E:238:LEU:CG	2.30	0.56
4:E:246:ALA:HB1	4:E:250:LYS:HZ2	1.69	0.56
4:E:313:THR:O	4:E:314:HIS:CG	2.58	0.56
1:D:426:PHE:HE1	1:D:430:LEU:HD12	1.70	0.56
1:A:200:ASP:N	1:A:200:ASP:OD1	2.39	0.56
1:A:261:VAL:O	1:A:265:PRO:HG3	2.06	0.56
1:A:136:PRO:CA	1:A:277:TYR:OH	2.48	0.56
1:A:419:ILE:O	1:A:423:VAL:N	2.38	0.56
2:B:130:ILE:HB	2:B:134:TYR:CE2	2.39	0.56
3:C:245:LEU:HB3	3:C:249:LEU:HD11	1.88	0.56
3:C:33:ILE:HD12	3:C:158:ILE:HD11	1.88	0.56
1:D:186:HIS:CG	1:D:187:TRP:N	2.74	0.56
1:D:305:THR:CG2	1:D:400:LYS:HB3	2.35	0.56
1:D:38:ILE:O	1:D:39:GLN:HG3	2.06	0.56
1:A:306:HIS:CB	4:E:250:LYS:NZ	2.69	0.56
4:E:303:VAL:O	4:E:306:VAL:HB	2.06	0.56
1:D:107:LYS:HD3	1:D:107:LYS:H	1.71	0.56
1:D:68:ASN:HB2	1:D:69:PRO:HD2	1.86	0.56
1:A:413:VAL:HA	1:A:416:LEU:CB	2.35	0.56
1:A:420:ILE:CG1	1:A:421:GLY:N	2.68	0.56
1:A:97:ASP:HB2	1:A:127:TYR:HB2	1.88	0.56
2:B:136:PRO:HG2	2:B:139:TRP:CA	2.35	0.56
3:C:109:ASN:OD1	3:C:109:ASN:C	2.44	0.56
3:C:63:TYR:CE1	3:C:115:ASN:O	2.58	0.56
3:C:429:ILE:CG1	3:C:430:VAL:N	2.69	0.56
3:C:67:LEU:HD11	3:C:113:ARG:O	2.05	0.56
3:C:62:TRP:HZ2	3:C:88:TRP:O	1.85	0.56
1:D:284:PHE:CE2	1:D:424:SER:CB	2.86	0.56
1:D:52:THR:OG1	1:D:53:ASN:N	2.39	0.56
4:E:310:THR:HB	4:E:313:THR:HG22	1.88	0.56
1:D:102:ILE:CG1	4:E:98:GLN:HE21	2.12	0.56
3:C:231:ASN:O	3:C:235:PRO:HD3	2.06	0.56
1:D:16:ASN:N	1:D:16:ASN:ND2	2.52	0.56
1:A:28:PHE:CG	1:A:153:GLY:O	2.58	0.56
1:A:399:TRP:HA	1:A:399:TRP:CE3	2.39	0.56
1:A:175:GLU:N	1:A:176:TRP:CE3	2.74	0.56
2:B:269:LYS:HD2	2:B:269:LYS:C	2.26	0.56
3:C:31:VAL:HG13	3:C:31:VAL:O	2.06	0.56
3:C:81:ARG:NH1	3:C:111:LEU:HD13	2.19	0.56

Continued on next page...

Continued from previous page...

Atom-1	Atom-2	Interatomic distance (Å)	Clash overlap (Å)
1:D:177:VAL:HG12	1:D:208:GLN:HG2	1.88	0.56
1:D:209:ARG:HG2	1:D:210:ILE:H	1.71	0.56
1:D:250:LEU:O	1:D:253:LEU:HD22	2.06	0.56
1:A:64:ARG:CA	1:A:66:ARG:NH1	2.63	0.56
1:D:198:TYR:HD1	1:D:198:TYR:N	2.03	0.56
1:A:303:PRO:CB	1:A:400:LYS:HE2	2.36	0.56
2:B:241:LEU:CD1	3:C:314:PHE:CD1	2.90	0.56
2:B:46:LYS:CG	2:B:278:PRO:CD	2.84	0.56
3:C:107:PHE:O	3:C:107:PHE:CG	2.58	0.56
3:C:449:VAL:O	3:C:452:THR:HG22	2.06	0.56
1:D:287:SER:HA	1:D:290:ILE:HD13	1.86	0.56
1:D:305:THR:CB	1:D:401:TYR:HD2	2.19	0.56
4:E:151:ASN:HA	4:E:205:PHE:CG	2.40	0.56
4:E:27:VAL:HB	4:E:154:GLU:O	2.05	0.56
4:E:22:LYS:HG3	4:E:23:THR:N	2.21	0.56
4:E:241:PHE:C	4:E:243:PRO:HD2	2.27	0.56
4:E:262:THR:HA	4:E:265:LEU:CG	2.35	0.56
4:E:47:GLU:OE2	4:E:130:ALA:HB2	2.06	0.56
1:A:130:ILE:HD13	1:A:130:ILE:H	1.71	0.55
2:B:132:VAL:HG12	2:B:279:ILE:C	2.26	0.55
2:B:284:LEU:O	2:B:288:MET:CB	2.54	0.55
3:C:114:PRO:HG2	3:C:115:ASN:N	2.22	0.55
3:C:20:HIS:CG	3:C:20:HIS:O	2.58	0.55
2:B:409:LYS:CE	3:C:423:ILE:HG22	2.37	0.55
3:C:42:LEU:HA	3:C:54:THR:CG2	2.33	0.55
3:C:77:ILE:HD11	3:C:80:LEU:CD1	2.35	0.55
2:B:65:LEU:HD23	2:B:110:VAL:CG1	2.36	0.55
2:B:218:LEU:C	2:B:219:PHE:CD1	2.80	0.55
3:C:56:VAL:HG22	3:C:124:ALA:HB3	1.87	0.55
3:C:185:THR:CG2	3:C:187:ASN:H	2.18	0.55
3:C:216:THR:C	3:C:217:PHE:CD1	2.77	0.55
3:C:310:LEU:O	3:C:314:PHE:CD2	2.59	0.55
3:C:454:ASP:O	3:C:458:MET:N	2.39	0.55
1:D:56:LEU:HD11	1:D:100:PHE:CE2	2.41	0.55
4:E:103:TYR:CD2	4:E:104:TYR:CD1	2.95	0.55
4:E:161:ALA:HA	4:E:163:GLU:OE2	2.07	0.55
4:E:189:PRO:HB2	4:E:211:PHE:CD2	2.42	0.55
1:A:59:GLN:NE2	1:A:117:MET:CG	2.62	0.55
1:A:243:MET:CG	1:A:306:HIS:ND1	2.69	0.55
1:A:298:THR:O	1:A:301:ARG:HG2	2.06	0.55
2:B:304:LEU:C	2:B:304:LEU:HD23	2.26	0.55

Continued on next page...

Continued from previous page...

Atom-1	Atom-2	Interatomic distance (Å)	Clash overlap (Å)
3:C:480:ARG:C	3:C:482:PRO:HD2	2.26	0.55
1:D:209:ARG:CG	1:D:210:ILE:N	2.67	0.55
1:D:305:THR:HG22	1:D:400:LYS:HB3	1.88	0.55
4:E:99:PHE:CB	4:E:102:ALA:HB3	2.33	0.55
4:E:136:PHE:CD2	4:E:472:ASN:HA	2.41	0.55
4:E:62:TYR:C	4:E:64:LEU:H	2.07	0.55
4:E:74:ILE:C	4:E:76:LEU:H	2.10	0.55
1:D:67:TRP:CD1	1:D:71:ASP:HB3	2.42	0.55
1:D:21:PRO:HB3	1:D:62:ASP:CG	2.26	0.55
1:A:265:PRO:HD2	1:A:266:SER:H	1.70	0.55
1:A:285:VAL:HG13	1:A:286:ILE:N	2.21	0.55
1:A:295:VAL:O	1:A:299:HIS:HB2	2.06	0.55
1:A:37:LEU:H	1:A:164:ARG:HH22	1.55	0.55
1:A:45:GLU:CD	1:A:134:HIS:HD1	2.09	0.55
1:A:50:VAL:HG12	1:A:52:THR:CG2	2.36	0.55
2:B:300:VAL:O	2:B:304:LEU:N	2.39	0.55
2:B:438:LEU:HD22	2:B:441:TYR:CD2	2.41	0.55
2:B:440:LEU:C	2:B:443:PHE:HB3	2.26	0.55
3:C:147:LYS:HE2	3:C:216:THR:CG2	2.37	0.55
3:C:274:THR:HG22	3:C:275:SER:N	2.21	0.55
1:D:37:LEU:CB	1:D:54:VAL:HG13	2.36	0.55
4:E:172:ILE:HG21	4:E:174:PRO:HG2	1.88	0.55
3:C:36:SER:HB3	3:C:59:ASP:HB2	1.88	0.55
1:A:144:MET:HB2	1:A:203:TYR:HB2	1.87	0.55
1:A:163:ASP:C	1:A:164:ARG:HG3	2.25	0.55
1:A:294:VAL:CG1	1:A:295:VAL:H	2.19	0.55
2:B:28:LYS:CG	2:B:154:SER:O	2.54	0.55
2:B:249:MET:SD	2:B:250:SER:N	2.69	0.55
2:B:441:TYR:CA	2:B:444:ILE:HG22	2.36	0.55
3:C:110:VAL:HG22	3:C:120:TRP:CG	2.42	0.55
3:C:180:ASP:N	3:C:181:PRO:CD	2.69	0.55
3:C:311:ASN:O	3:C:315:ARG:CA	2.54	0.55
3:C:434:LYS:CG	3:C:435:GLU:N	2.67	0.55
3:C:80:LEU:O	3:C:112:VAL:CG2	2.54	0.55
1:D:43:VAL:CG2	1:D:50:VAL:HG13	2.37	0.55
4:E:27:VAL:HB	4:E:154:GLU:C	2.27	0.55
4:E:55:ILE:HG21	4:E:119:PRO:HG2	1.88	0.55
4:E:13:ASP:C	4:E:13:ASP:OD1	2.43	0.55
1:A:265:PRO:O	1:A:268:SER:HB3	2.06	0.55
1:A:54:VAL:O	1:A:122:ALA:N	2.40	0.55
2:B:262:PHE:N	2:B:262:PHE:HD1	2.04	0.55

Continued on next page...

Continued from previous page...

Atom-1	Atom-2	Interatomic distance (Å)	Clash overlap (Å)
2:B:272:GLU:HG3	2:B:275:LEU:HD12	1.87	0.55
3:C:95:GLN:HB2	3:C:147:LYS:O	2.06	0.55
3:C:161:ASP:HA	3:C:199:LYS:HG2	1.89	0.55
3:C:195:LYS:CE	3:C:217:PHE:HB3	2.32	0.55
3:C:429:ILE:HD12	3:C:429:ILE:C	2.27	0.55
1:D:167:LEU:HD11	1:D:178:MET:HB2	1.76	0.55
4:E:270:GLN:O	4:E:273:PRO:CG	2.54	0.55
4:E:452:TRP:CE3	4:E:452:TRP:HA	2.41	0.55
2:B:10:VAL:O	2:B:13:GLU:HB2	2.06	0.55
4:E:81:SER:C	4:E:83:LEU:H	2.09	0.55
1:A:132:VAL:O	1:A:274:ILE:CG2	2.55	0.55
1:A:167:LEU:HD23	1:A:167:LEU:O	2.06	0.55
1:A:201:ILE:CG2	1:A:203:TYR:CE1	2.90	0.55
1:A:242:LYS:HB2	1:A:245:LEU:HB3	1.88	0.55
1:A:248:SER:C	2:B:257:LEU:HD11	2.26	0.55
1:A:262:GLU:C	1:A:265:PRO:HD2	2.26	0.55
2:B:283:TYR:H	2:B:283:TYR:HD1	1.54	0.55
2:B:50:MET:HB3	2:B:126:SER:OG	2.06	0.55
3:C:67:LEU:CB	3:C:116:GLY:HA2	2.33	0.55
1:D:167:LEU:CG	1:D:178:MET:CB	2.77	0.55
1:D:289:ILE:O	1:D:293:VAL:HG23	2.06	0.55
4:E:19:LYS:HG3	4:E:20:PRO:HD2	1.89	0.55
4:E:26:HIS:O	4:E:27:VAL:O	2.25	0.55
1:D:66:ARG:N	1:D:66:ARG:HD3	2.22	0.55
3:C:204:ASP:O	3:C:207:PRO:HG2	2.05	0.55
4:E:469:GLY:O	4:E:473:GLN:HB2	2.06	0.55
1:A:218:VAL:CG1	1:A:219:ILE:N	2.69	0.55
1:A:235:LEU:HA	2:B:306:HIS:HD2	1.67	0.55
1:A:262:GLU:HG2	4:E:271:LYS:NZ	2.22	0.55
1:A:35:LEU:C	1:A:35:LEU:CD2	2.75	0.55
2:B:226:VAL:O	2:B:230:LEU:CG	2.53	0.55
2:B:262:PHE:N	2:B:262:PHE:CD1	2.72	0.55
2:B:31:VAL:HG21	2:B:86:TRP:HZ3	1.72	0.55
3:C:240:SER:O	3:C:244:ALA:N	2.37	0.55
3:C:41:ASN:ND2	3:C:185:THR:OG1	2.39	0.55
4:E:184:THR:CG2	4:E:215:GLN:HG2	2.37	0.55
1:A:61:ILE:CG2	1:A:115:LYS:HA	2.36	0.55
1:A:418:CYS:O	1:A:422:THR:HB	2.06	0.55
1:A:279:LEU:CD1	1:A:282:MET:HB3	2.37	0.55
1:A:93:TYR:CD1	1:A:93:TYR:N	2.75	0.55
2:B:108:VAL:HG12	2:B:109:LEU:N	2.22	0.55

Continued on next page...

Continued from previous page...

Atom-1	Atom-2	Interatomic distance (Å)	Clash overlap (Å)
2:B:247:GLU:CD	3:C:320:HIS:NE2	2.59	0.55
2:B:132:VAL:C	2:B:279:ILE:HA	2.28	0.55
2:B:40:LEU:HD22	2:B:51:THR:O	2.06	0.55
3:C:13:ILE:HG23	3:C:82:LEU:HD21	1.89	0.55
3:C:37:LEU:HD12	3:C:217:PHE:CE2	2.42	0.55
3:C:221:ILE:HG13	3:C:222:ARG:N	2.20	0.55
3:C:241:PHE:O	3:C:245:LEU:N	2.27	0.55
3:C:247:PHE:O	3:C:250:PRO:HG3	2.07	0.55
3:C:426:THR:O	3:C:429:ILE:HG23	2.07	0.55
3:C:13:ILE:CG2	3:C:82:LEU:HD21	2.37	0.55
1:D:187:TRP:CH2	1:D:189:TYR:CB	2.86	0.55
1:D:254:THR:HG23	1:D:255:VAL:N	2.22	0.55
1:D:46:VAL:CG2	1:D:272:PRO:HD3	2.37	0.55
4:E:33:LYS:NZ	4:E:160:SER:OG	2.38	0.55
1:D:17:LYS:CD	1:D:84:ASP:HA	2.37	0.55
1:A:76:LYS:HE3	1:A:112:TYR:CE2	2.42	0.55
1:A:117:MET:CG	1:A:119:THR:HG23	2.37	0.55
1:A:230:VAL:CG1	1:A:414:PHE:HZ	2.15	0.55
1:A:89:ASP:OD2	1:A:151:TYR:CE2	2.60	0.55
2:B:440:LEU:HA	2:B:443:PHE:CB	2.36	0.55
2:B:53:SER:HB3	3:C:99:ASP:OD1	2.05	0.55
3:C:67:LEU:HD12	3:C:116:GLY:N	2.22	0.55
3:C:58:MET:CE	3:C:122:PRO:HD2	2.36	0.55
3:C:188:GLY:HA3	3:C:190:TRP:CZ3	2.42	0.55
3:C:300:THR:CA	3:C:303:VAL:HG23	2.37	0.55
3:C:260:ALA:HB3	3:C:313:HIS:NE2	2.22	0.55
1:D:187:TRP:HD1	1:D:197:PRO:O	1.85	0.55
1:D:46:VAL:CB	1:D:272:PRO:HD3	2.37	0.55
1:D:395:ALA:O	1:D:399:TRP:CD2	2.60	0.55
1:D:409:ILE:HG13	1:D:410:LEU:N	2.22	0.55
4:E:113:GLY:C	4:E:115:MET:SD	2.85	0.55
4:E:151:ASN:HA	4:E:205:PHE:CB	2.36	0.55
4:E:238:LEU:O	4:E:242:LEU:N	2.38	0.55
4:E:100:GLU:HB2	4:E:122:ILE:HG12	1.89	0.55
2:B:298:SER:HA	2:B:301:VAL:CG2	2.38	0.54
3:C:53:THR:HA	3:C:126:PHE:O	2.07	0.54
3:C:258:SER:O	3:C:261:ILE:HB	2.07	0.54
3:C:272:LEU:O	3:C:276:GLN:HG2	2.07	0.54
3:C:30:VAL:HG22	3:C:158:ILE:H	1.66	0.54
3:C:460:ILE:O	3:C:463:PRO:HG2	2.06	0.54
1:D:49:ILE:CD1	1:D:125:LYS:HE3	2.36	0.54

Continued on next page...

Continued from previous page...

Atom-1	Atom-2	Interatomic distance (Å)	Clash overlap (Å)
4:E:172:ILE:HG23	4:E:175:GLU:N	2.21	0.54
1:A:67:TRP:CB	1:A:71:ASP:HB3	2.37	0.54
1:A:105:MET:O	1:A:105:MET:HG2	2.06	0.54
1:A:163:ASP:OD1	1:A:164:ARG:N	2.39	0.54
1:A:171:MET:HG2	1:A:174:GLY:N	2.23	0.54
1:A:292:THR:CA	1:A:296:ILE:CD1	2.81	0.54
1:A:420:ILE:HG13	1:A:421:GLY:H	1.72	0.54
1:A:89:ASP:OD2	1:A:150:THR:CG2	2.45	0.54
2:B:227:PRO:C	2:B:231:ILE:HG12	2.27	0.54
3:C:219:LEU:HD11	3:C:221:ILE:HG22	1.87	0.54
3:C:8:ILE:CD1	3:C:69:TRP:HZ3	2.19	0.54
1:D:146:LEU:HD12	1:D:146:LEU:N	2.19	0.54
1:D:47:ASN:O	1:D:48:GLN:CG	2.47	0.54
4:E:101:VAL:O	4:E:119:PRO:HB2	2.07	0.54
4:E:37:THR:OG1	4:E:54:TRP:CE3	2.60	0.54
3:C:94:LEU:HB2	3:C:98:ASN:CB	2.33	0.54
2:B:75:ILE:HG22	3:C:27:ASN:HB3	1.90	0.54
1:A:160:PRO:HG2	1:A:185:LYS:HZ1	1.71	0.54
4:E:425:SER:O	4:E:429:GLN:N	2.25	0.54
1:A:291:VAL:O	1:A:294:VAL:HG12	2.06	0.54
1:A:305:THR:CB	1:A:401:TYR:HB3	2.37	0.54
1:A:41:ILE:HG12	1:A:51:GLU:O	2.07	0.54
2:B:281:ILE:CD1	2:B:281:ILE:H	2.18	0.54
2:B:432:ALA:O	2:B:436:ASP:CG	2.46	0.54
3:C:30:VAL:HG23	3:C:156:ASN:CA	2.38	0.54
3:C:201:ILE:HB	3:C:213:GLN:OE1	2.06	0.54
3:C:192:ILE:CD1	3:C:221:ILE:CG2	2.86	0.54
3:C:228:TYR:CD1	3:C:229:VAL:HG22	2.43	0.54
1:A:160:PRO:HG3	1:A:185:LYS:HE2	1.89	0.54
1:A:408:HIS:C	1:A:412:CYS:SG	2.86	0.54
2:B:101:GLU:OE1	2:B:123:ILE:CG2	2.55	0.54
2:B:56:LEU:HB2	2:B:120:PRO:HG2	1.89	0.54
2:B:93:MET:HG3	2:B:206:ASP:OD2	2.06	0.54
2:B:256:LEU:HD12	2:B:302:LEU:HD13	1.89	0.54
3:C:17:TYR:CE2	3:C:19:LYS:HA	2.41	0.54
3:C:481:PRO:N	3:C:482:PRO:HD2	2.22	0.54
3:C:65:HIS:HD2	3:C:65:HIS:N	1.90	0.54
3:C:83:ARG:HB3	3:C:84:PRO:CD	2.31	0.54
1:D:245:LEU:HD21	4:E:255:ILE:CG1	2.30	0.54
1:D:295:VAL:O	1:D:299:HIS:HB2	2.07	0.54
4:E:47:GLU:O	4:E:126:THR:HA	2.07	0.54

Continued on next page...

Continued from previous page...

Atom-1	Atom-2	Interatomic distance (Å)	Clash overlap (Å)
1:D:101:ALA:O	1:D:102:ILE:HD13	2.07	0.54
1:D:184:TRP:CE3	1:D:185:LYS:O	2.60	0.54
1:A:225:PHE:HD1	1:A:229:THR:HG1	1.54	0.54
1:A:297:ASN:O	1:A:301:ARG:N	2.40	0.54
1:A:301:ARG:HH12	1:A:406:ILE:HD11	1.73	0.54
1:A:36:GLN:O	1:A:38:ILE:HD12	2.07	0.54
2:B:242:PRO:HG2	2:B:243:PRO:CD	2.38	0.54
2:B:45:GLU:CG	2:B:279:ILE:HD11	2.37	0.54
3:C:12:LEU:HD12	3:C:16:LYS:CD	2.37	0.54
3:C:191:GLU:N	3:C:222:ARG:O	2.24	0.54
1:D:230:VAL:HG22	1:D:234:TYR:HE1	1.72	0.54
1:D:38:ILE:O	1:D:169:THR:HG21	2.08	0.54
1:D:233:PHE:HB3	1:D:410:LEU:HB3	1.90	0.54
4:E:419:CYS:HA	4:E:422:ILE:HG12	1.90	0.54
1:A:151:TYR:HB2	1:A:156:VAL:HG13	1.88	0.54
1:A:148:ILE:HG21	1:A:198:TYR:HB2	1.86	0.54
2:B:255:ALA:O	2:B:259:LEU:N	2.34	0.54
3:C:155:ALA:H	3:C:211:ASN:HA	1.71	0.54
3:C:180:ASP:HB2	3:C:195:LYS:CG	2.38	0.54
3:C:434:LYS:NZ	3:C:435:GLU:HG2	2.22	0.54
3:C:452:THR:HA	3:C:455:ARG:HD3	1.89	0.54
1:D:132:VAL:C	1:D:274:ILE:HG23	2.28	0.54
1:D:141:ASN:HB3	1:D:206:ILE:HD11	1.89	0.54
1:D:141:ASN:HB3	1:D:206:ILE:HG12	1.89	0.54
1:D:53:ASN:HD21	1:D:121:PRO:C	2.11	0.54
4:E:284:LYS:HA	4:E:287:ILE:CG2	2.37	0.54
1:A:7:LEU:O	1:A:11:LEU:HG	2.08	0.54
1:A:74:GLY:O	1:A:75:ILE:HG23	2.07	0.54
2:B:95:ASN:CB	2:B:127:SER:H	2.21	0.54
2:B:135:PHE:H	2:B:136:PRO:CD	2.21	0.54
2:B:249:MET:HE2	2:B:250:SER:HB3	1.89	0.54
2:B:269:LYS:O	2:B:273:THR:HG23	2.08	0.54
2:B:281:ILE:O	2:B:284:LEU:N	2.41	0.54
3:C:160:MET:N	3:C:213:GLN:HG3	2.23	0.54
3:C:305:ASN:HA	3:C:308:ILE:CB	2.35	0.54
1:D:222:CYS:SG	1:D:225:PHE:CZ	2.93	0.54
1:D:226:SER:HA	1:D:229:THR:OG1	2.07	0.54
1:D:233:PHE:O	1:D:236:PRO:HG2	2.08	0.54
1:D:377:GLU:HA	1:D:380:LYS:CE	2.37	0.54
4:E:136:PHE:HD2	4:E:472:ASN:HA	1.73	0.54
4:E:143:LEU:HD12	4:E:210:PHE:O	2.06	0.54

Continued on next page...

Continued from previous page...

Atom-1	Atom-2	Interatomic distance (Å)	Clash overlap (Å)
4:E:250:LYS:O	4:E:253:LEU:HB3	2.08	0.54
4:E:44:GLU:CG	4:E:129:ILE:HD12	2.38	0.54
1:A:48:GLN:HB2	1:A:130:ILE:HG23	1.89	0.54
1:A:286:ILE:HA	1:A:289:ILE:HB	1.90	0.54
2:B:136:PRO:HD3	2:B:280:ILE:CD1	2.36	0.54
3:C:39:LEU:O	3:C:183:ALA:CB	2.55	0.54
3:C:7:LEU:HD13	3:C:73:GLU:CD	2.27	0.54
1:D:250:LEU:O	1:D:253:LEU:CD2	2.56	0.54
1:D:45:GLU:OE2	1:D:272:PRO:O	2.26	0.54
1:D:291:VAL:HG12	1:D:295:VAL:CG1	2.37	0.54
4:E:183:TRP:HB2	4:E:214:ILE:HD13	1.90	0.54
2:B:68:ASP:N	2:B:72:TYR:HB3	2.22	0.54
1:A:62:ASP:C	1:A:64:ARG:H	2.11	0.54
1:A:399:TRP:HA	1:A:399:TRP:HE3	1.72	0.54
1:A:134:HIS:HE1	1:A:209:ARG:HD2	1.72	0.54
2:B:32:ARG:HH21	2:B:60:TRP:C	2.10	0.54
3:C:308:ILE:CG2	3:C:309:VAL:N	2.71	0.54
3:C:466:VAL:O	3:C:470:ILE:HG12	2.08	0.54
1:D:163:ASP:OD1	1:D:164:ARG:N	2.41	0.54
1:D:276:LYS:O	1:D:280:PHE:CE1	2.61	0.54
1:D:390:GLU:O	1:D:393:SER:HB2	2.07	0.54
1:D:95:ASN:ND2	1:D:127:TYR:C	2.61	0.54
4:E:110:TYR:CE1	4:E:111:ASN:ND2	2.76	0.54
4:E:128:PRO:C	4:E:129:ILE:HG23	2.27	0.54
4:E:135:PRO:CG	4:E:137:ASP:OD1	2.56	0.54
4:E:248:GLY:C	4:E:250:LYS:H	2.11	0.54
4:E:441:LEU:O	4:E:441:LEU:HD12	2.08	0.54
4:E:90:VAL:HA	4:E:99:PHE:CE1	2.39	0.54
4:E:95:VAL:HG22	4:E:123:TYR:CE2	2.42	0.54
1:A:67:TRP:CG	1:A:71:ASP:CB	2.90	0.54
1:A:17:LYS:HZ2	1:A:83:ASP:HB3	1.71	0.54
2:B:135:PHE:N	2:B:136:PRO:CD	2.71	0.54
2:B:226:VAL:CG2	2:B:227:PRO:CD	2.84	0.54
2:B:235:ALA:O	2:B:239:PHE:CD2	2.61	0.54
2:B:246:GLY:C	2:B:248:LYS:N	2.60	0.54
2:B:271:PRO:O	2:B:275:LEU:CG	2.55	0.54
3:C:139:PHE:O	3:C:222:ARG:CG	2.56	0.54
3:C:474:VAL:HA	3:C:477:ASN:ND2	2.23	0.54
3:C:42:LEU:CG	3:C:54:THR:CG2	2.84	0.54
1:D:135:PHE:CZ	1:D:273:LEU:CB	2.90	0.54
1:D:31:ILE:O	1:D:158:ILE:HA	2.08	0.54

Continued on next page...

Continued from previous page...

Atom-1	Atom-2	Interatomic distance (Å)	Clash overlap (Å)
1:D:393:SER:O	1:D:396:ALA:HB3	2.07	0.54
1:D:399:TRP:HA	1:D:399:TRP:CE3	2.43	0.54
4:E:48:ALA:HA	4:E:125:SER:O	2.08	0.54
4:E:127:CYS:SG	4:E:143:LEU:CG	2.94	0.54
4:E:262:THR:CG2	4:E:265:LEU:HD12	2.37	0.54
4:E:71:TYR:CG	4:E:72:GLU:N	2.76	0.54
2:B:11:LEU:HD22	2:B:11:LEU:N	2.21	0.54
1:A:100:PHE:CD2	1:A:103:VAL:HG21	2.43	0.53
3:C:431:LYS:HE2	1:D:382:ILE:CD1	2.38	0.53
3:C:79:ILE:HG23	3:C:111:LEU:HD11	1.90	0.53
1:D:401:TYR:O	1:D:401:TYR:CD1	2.61	0.53
4:E:156:ASN:ND2	4:E:206:GLN:OE1	2.41	0.53
3:C:93:VAL:HG21	3:C:151:LEU:CD1	2.37	0.53
4:E:100:GLU:OE2	4:E:122:ILE:HG12	2.08	0.53
1:A:433:LEU:HD12	1:A:433:LEU:O	2.08	0.53
1:A:171:MET:HG3	1:A:173:SER:H	1.73	0.53
1:A:177:VAL:O	1:A:207:MET:HB2	2.08	0.53
1:A:419:ILE:HG22	1:A:420:ILE:H	1.74	0.53
2:B:451:THR:HA	2:B:454:ILE:HD12	1.90	0.53
2:B:37:LEU:HD12	2:B:54:VAL:HG11	1.90	0.53
3:C:257:MET:HE1	3:C:320:HIS:O	2.08	0.53
3:C:256:LYS:HB3	3:C:259:THR:CG2	2.37	0.53
1:D:257:LEU:HA	1:D:260:ILE:HG13	1.90	0.53
1:D:406:ILE:O	1:D:410:LEU:HD23	2.07	0.53
1:A:167:LEU:HA	1:A:170:PHE:CB	2.36	0.53
1:A:250:LEU:CD2	1:A:292:THR:HG22	2.39	0.53
3:C:120:TRP:NE1	3:C:122:PRO:HD3	2.23	0.53
2:B:255:ALA:HA	3:C:265:LEU:HD21	1.90	0.53
2:B:241:LEU:HD13	3:C:314:PHE:CD2	2.43	0.53
3:C:64:ASP:O	3:C:67:LEU:HB3	2.08	0.53
1:D:420:ILE:HA	1:D:423:VAL:CG2	2.39	0.53
4:E:162:GLU:HA	4:E:190:ALA:H	1.74	0.53
4:E:267:LEU:HA	4:E:270:GLN:CG	2.38	0.53
4:E:281:LEU:HD11	4:E:286:LEU:HD11	1.91	0.53
3:C:59:ASP:OD1	3:C:121:LEU:CD1	2.55	0.53
1:D:8:VAL:O	1:D:12:LEU:HD13	2.08	0.53
1:A:287:SER:O	1:A:291:VAL:HG23	2.09	0.53
2:B:196:ASN:OD1	2:B:197:TRP:N	2.41	0.53
3:C:60:HIS:HE1	3:C:160:MET:CE	2.21	0.53
3:C:314:PHE:HA	3:C:320:HIS:O	2.09	0.53
3:C:451:GLN:O	3:C:455:ARG:CZ	2.56	0.53

Continued on next page...

Continued from previous page...

Atom-1	Atom-2	Interatomic distance (Å)	Clash overlap (Å)
3:C:452:THR:CA	3:C:455:ARG:HD3	2.38	0.53
1:D:135:PHE:HD1	1:D:135:PHE:C	2.12	0.53
1:D:241:GLU:C	1:D:243:MET:CE	2.77	0.53
1:D:276:LYS:HA	1:D:279:LEU:HD12	1.90	0.53
4:E:228:PRO:O	4:E:232:ILE:N	2.38	0.53
4:E:23:THR:HG23	4:E:24:LEU:H	1.74	0.53
1:D:137:PHE:HB3	1:D:435:GLN:NE2	2.24	0.53
1:D:106:THR:HG23	1:D:107:LYS:HE2	1.90	0.53
1:D:3:HIS:HB3	1:D:7:LEU:HG	1.88	0.53
2:B:426:LYS:HB3	2:B:430:TYR:CZ	2.42	0.53
4:E:473:GLN:O	4:E:473:GLN:OE1	2.26	0.53
1:A:187:TRP:HD1	1:A:199:LEU:HD23	1.73	0.53
2:B:137:PHE:CZ	2:B:461:ASN:OD1	2.62	0.53
2:B:160:HIS:CG	2:B:195:LYS:HE2	2.43	0.53
2:B:224:THR:O	2:B:227:PRO:CD	2.49	0.53
2:B:248:LYS:HD3	2:B:252:SER:CB	2.07	0.53
2:B:241:LEU:CG	2:B:248:LYS:HE2	2.38	0.53
2:B:295:VAL:O	2:B:299:VAL:HG23	2.09	0.53
2:B:38:THR:HG1	2:B:39:SER:H	1.56	0.53
2:B:40:LEU:CB	2:B:52:THR:HG23	2.37	0.53
2:B:88:PRO:HB2	2:B:90:ILE:CD1	2.38	0.53
3:C:77:ILE:O	3:C:77:ILE:CG1	2.54	0.53
1:D:302:SER:HB3	1:D:400:LYS:HG2	1.91	0.53
1:D:92:LEU:H	1:D:92:LEU:HD23	1.73	0.53
1:D:245:LEU:CG	4:E:255:ILE:HG13	2.38	0.53
4:E:258:LEU:HD12	4:E:300:CYS:SG	2.48	0.53
1:D:63:VAL:HG22	1:D:66:ARG:HD2	1.91	0.53
1:D:161:GLU:HG3	1:D:162:SER:N	2.24	0.53
1:D:223:LEU:HD23	1:D:223:LEU:O	2.08	0.53
1:A:101:ALA:C	1:A:102:ILE:HG13	2.29	0.53
2:B:142:CYS:O	2:B:210:TYR:CD1	2.49	0.53
2:B:226:VAL:HG23	2:B:227:PRO:HD3	1.88	0.53
2:B:230:LEU:C	2:B:233:ILE:HG13	2.29	0.53
2:B:261:VAL:O	2:B:265:LEU:HG	2.09	0.53
2:B:467:PRO:O	2:B:469:ALA:N	2.41	0.53
3:C:90:PRO:HD2	3:C:120:TRP:HZ3	1.73	0.53
1:D:209:ARG:HG3	1:D:210:ILE:H	1.72	0.53
4:E:127:CYS:SG	4:E:128:PRO:HD2	2.49	0.53
4:E:60:ASN:N	4:E:60:ASN:ND2	2.49	0.53
2:B:15:TYR:HD1	2:B:15:TYR:O	1.92	0.53
1:D:115:LYS:HG2	1:D:116:ILE:N	2.23	0.53

Continued on next page...

Continued from previous page...

Atom-1	Atom-2	Interatomic distance (Å)	Clash overlap (Å)
1:A:285:VAL:HG13	1:A:286:ILE:HG13	1.91	0.53
2:B:196:ASN:O	2:B:197:TRP:CD1	2.61	0.53
2:B:287:ILE:C	2:B:287:ILE:HD12	2.29	0.53
3:C:106:TYR:CD1	3:C:107:PHE:CE1	2.96	0.53
3:C:110:VAL:CG2	3:C:120:TRP:HB2	2.39	0.53
3:C:434:LYS:CE	3:C:435:GLU:CG	2.86	0.53
1:D:245:LEU:O	1:D:249:VAL:HG23	2.08	0.53
4:E:138:TRP:HB2	4:E:213:ILE:HG12	1.91	0.53
4:E:143:LEU:HD12	4:E:143:LEU:N	2.23	0.53
4:E:191:LYS:HB2	4:E:209:ILE:CG2	2.38	0.53
4:E:1:ASN:HD22	4:E:69:SER:CA	2.22	0.53
1:A:95:ASN:OD1	1:A:144:MET:SD	2.66	0.53
1:A:221:PRO:C	1:A:224:LEU:HB3	2.29	0.53
1:A:41:ILE:HG13	1:A:42:ASN:H	1.69	0.53
1:D:82:SER:HB3	1:D:118:TRP:CZ3	2.44	0.53
1:D:244:THR:CG2	1:D:245:LEU:N	2.72	0.53
1:D:242:LYS:NZ	4:E:304:LEU:HD11	2.23	0.53
4:E:34:LEU:HA	4:E:54:TRP:O	2.09	0.53
1:D:64:ARG:CA	1:D:66:ARG:HH11	2.06	0.53
2:B:9:SER:HA	2:B:12:PHE:HD1	1.71	0.53
3:C:443:VAL:HA	3:C:446:TRP:HD1	1.73	0.53
3:C:204:ASP:C	3:C:207:PRO:HD2	2.29	0.53
1:A:209:ARG:CG	1:A:210:ILE:N	2.69	0.53
1:A:43:VAL:CB	1:A:50:VAL:HG22	2.38	0.53
2:B:132:VAL:O	2:B:279:ILE:CA	2.57	0.53
2:B:459:SER:C	2:B:463:PRO:HD2	2.29	0.53
3:C:262:CYS:SG	3:C:263:VAL:N	2.82	0.53
2:B:183:ASN:HB2	3:C:50:GLU:OE2	2.09	0.53
3:C:70:ASN:O	3:C:74:TYR:N	2.42	0.53
1:D:227:PHE:CD1	1:D:231:LEU:HG	2.44	0.53
1:D:301:ARG:NH2	1:D:405:VAL:HB	2.24	0.53
4:E:271:LYS:NZ	4:E:271:LYS:CB	2.61	0.53
4:E:74:ILE:HD13	4:E:74:ILE:N	2.24	0.53
2:B:69:PRO:HG2	2:B:70:ALA:H	1.73	0.53
1:A:25:HIS:CG	1:A:25:HIS:O	2.61	0.53
1:A:384:GLU:HA	1:A:387:LYS:CG	2.39	0.53
1:A:416:LEU:HA	1:A:419:ILE:HG22	1.91	0.53
2:B:281:ILE:O	2:B:282:SER:C	2.47	0.53
3:C:110:VAL:HG22	3:C:120:TRP:HB2	1.91	0.53
1:D:253:LEU:HD23	1:D:254:THR:HB	1.91	0.53
1:D:267:THR:O	1:D:271:VAL:N	2.42	0.53

Continued on next page...

Continued from previous page...

Atom-1	Atom-2	Interatomic distance (Å)	Clash overlap (Å)
4:E:71:TYR:HD1	4:E:111:ASN:CG	2.11	0.53
4:E:38:ASN:O	4:E:51:THR:CA	2.56	0.53
1:D:432:GLU:O	1:D:436:GLU:OE2	2.27	0.53
1:D:104:HIS:HB2	1:D:105:MET:SD	2.49	0.53
2:B:105:HIS:O	2:B:105:HIS:CG	2.61	0.53
1:A:426:PHE:C	1:A:426:PHE:CD1	2.82	0.52
2:B:147:LYS:CG	2:B:148:SER:N	2.71	0.52
3:C:180:ASP:H	3:C:181:PRO:HD2	1.71	0.52
3:C:274:THR:HA	3:C:277:ARG:HH11	1.74	0.52
1:D:144:MET:CE	1:D:205:PHE:CE1	2.92	0.52
4:E:157:LEU:CD1	4:E:208:ILE:HD11	2.38	0.52
4:E:239:VAL:HA	4:E:242:LEU:HD23	1.90	0.52
4:E:62:TYR:C	4:E:64:LEU:N	2.62	0.52
1:D:426:PHE:CE1	1:D:430:LEU:HD12	2.45	0.52
1:A:304:SER:CB	1:A:400:LYS:HZ2	2.21	0.52
2:B:106:VAL:HG13	2:B:107:ASN:N	2.24	0.52
2:B:152:ASP:CB	2:B:203:SER:CB	2.82	0.52
2:B:298:SER:O	2:B:301:VAL:CG2	2.58	0.52
2:B:439:PHE:C	2:B:442:ILE:HB	2.29	0.52
2:B:444:ILE:CG2	2:B:445:THR:H	2.22	0.52
2:B:95:ASN:HB3	2:B:127:SER:H	1.73	0.52
3:C:110:VAL:HG12	3:C:111:LEU:N	2.23	0.52
3:C:181:PRO:HA	3:C:184:PHE:HB2	1.90	0.52
3:C:199:LYS:HZ2	3:C:199:LYS:C	2.12	0.52
3:C:96:ASN:OD1	3:C:97:ASN:ND2	2.42	0.52
4:E:128:PRO:HD2	4:E:141:CYS:HA	1.91	0.52
4:E:183:TRP:HB2	4:E:215:GLN:O	2.08	0.52
4:E:303:VAL:O	4:E:307:SER:N	2.30	0.52
4:E:35:THR:CB	4:E:54:TRP:HE3	2.18	0.52
4:E:61:ASP:OD1	4:E:63:ARG:CB	2.57	0.52
4:E:444:LYS:HD2	4:E:444:LYS:N	2.22	0.52
1:A:24:HIS:CD2	1:A:24:HIS:N	2.76	0.52
1:A:90:LEU:O	1:A:91:VAL:HG23	2.09	0.52
2:B:252:SER:O	2:B:255:ALA:HB3	2.09	0.52
3:C:478:PHE:O	3:C:482:PRO:CD	2.54	0.52
3:C:60:HIS:ND1	3:C:90:PRO:HG2	2.24	0.52
4:E:174:PRO:HD3	4:E:185:ILE:HG21	1.91	0.52
4:E:272:VAL:N	4:E:273:PRO:CD	2.72	0.52
1:A:160:PRO:HG2	1:A:185:LYS:HZ3	1.72	0.52
2:B:181:THR:HG23	2:B:183:ASN:H	1.74	0.52
2:B:21:PRO:HA	2:B:64:ARG:HD2	1.92	0.52

Continued on next page...

Continued from previous page...

Atom-1	Atom-2	Interatomic distance (Å)	Clash overlap (Å)
3:C:29:GLU:O	3:C:155:ALA:O	2.26	0.52
3:C:180:ASP:CB	3:C:195:LYS:HB2	2.37	0.52
1:D:252:SER:OG	4:E:259:LEU:HD22	2.10	0.52
1:D:46:VAL:HG22	1:D:272:PRO:CD	2.39	0.52
4:E:184:THR:HG23	4:E:215:GLN:HG2	1.90	0.52
4:E:228:PRO:O	4:E:232:ILE:HB	2.10	0.52
2:B:11:LEU:CD2	2:B:11:LEU:N	2.72	0.52
1:A:7:LEU:HD22	1:A:70:ALA:HB1	1.90	0.52
1:A:187:TRP:CE2	1:A:196:THR:CG2	2.88	0.52
1:A:37:LEU:HD22	1:A:54:VAL:HG12	1.90	0.52
1:A:405:VAL:HA	1:A:408:HIS:ND1	2.24	0.52
2:B:234:LEU:HA	2:B:237:LEU:HD23	1.92	0.52
2:B:242:PRO:HA	2:B:248:LYS:HG2	1.90	0.52
2:B:272:GLU:O	2:B:275:LEU:HB2	2.09	0.52
2:B:45:GLU:OE1	2:B:279:ILE:CD1	2.54	0.52
2:B:22:SER:HB3	2:B:29:VAL:HG22	1.91	0.52
3:C:279:PRO:C	3:C:282:ALA:HB3	2.30	0.52
1:D:27:HIS:ND1	1:D:27:HIS:N	2.57	0.52
1:D:390:GLU:O	1:D:394:ASN:ND2	2.43	0.52
4:E:104:TYR:CD1	4:E:104:TYR:N	2.76	0.52
4:E:136:PHE:CZ	4:E:217:LYS:CD	2.92	0.52
4:E:140:ASN:ND2	4:E:212:LEU:H	2.08	0.52
4:E:173:ASP:CB	4:E:188:ARG:HH11	2.22	0.52
3:C:248:TYR:OH	3:C:461:ILE:HG12	2.09	0.52
1:D:28:PHE:CD1	1:D:28:PHE:N	2.76	0.52
1:D:37:LEU:CA	1:D:54:VAL:HG13	2.39	0.52
1:D:387:LYS:HD2	1:D:390:GLU:OE2	2.10	0.52
1:D:43:VAL:HG11	1:D:50:VAL:HG22	1.90	0.52
4:E:143:LEU:O	4:E:210:PHE:HB2	2.10	0.52
4:E:19:LYS:HZ1	4:E:154:GLU:CB	2.20	0.52
1:A:67:TRP:CD1	1:A:71:ASP:OD1	2.62	0.52
4:E:2:GLU:HA	4:E:5:ARG:CG	2.38	0.52
1:A:213:TYR:CG	1:A:214:PHE:N	2.76	0.52
1:A:135:PHE:HB3	1:A:272:PRO:O	2.09	0.52
1:A:33:VAL:HG22	1:A:158:ILE:HG12	1.86	0.52
1:A:195:ASP:C	1:A:195:ASP:OD1	2.48	0.52
2:B:297:LEU:O	2:B:301:VAL:HG13	2.09	0.52
2:B:451:THR:O	2:B:455:PHE:HB2	2.10	0.52
2:B:81:PRO:HD2	3:C:20:HIS:ND1	2.25	0.52
2:B:86:TRP:CH2	2:B:156:VAL:HG21	2.45	0.52
3:C:256:LYS:CB	3:C:259:THR:HG22	2.40	0.52

Continued on next page...

Continued from previous page...

Atom-1	Atom-2	Interatomic distance (Å)	Clash overlap (Å)
1:D:89:ASP:HB2	1:D:149:TRP:HD1	1.75	0.52
1:D:252:SER:HB2	4:E:259:LEU:CD2	2.36	0.52
1:D:302:SER:HB2	1:D:305:THR:HG23	1.92	0.52
1:D:46:VAL:HA	1:D:272:PRO:CD	2.39	0.52
4:E:104:TYR:HD1	4:E:104:TYR:N	2.07	0.52
4:E:59:TRP:CH2	4:E:107:VAL:CG1	2.76	0.52
4:E:436:ASN:CA	4:E:439:TRP:NE1	2.72	0.52
4:E:75:ASP:HB3	4:E:111:ASN:ND2	2.24	0.52
1:A:20:ARG:HG3	1:A:22:VAL:HG22	1.90	0.52
2:B:67:TRP:HB2	2:B:72:TYR:CB	2.36	0.52
1:A:100:PHE:HB3	1:A:103:VAL:HG21	1.92	0.52
1:A:262:GLU:O	1:A:265:PRO:CD	2.58	0.52
1:A:379:VAL:HA	1:A:382:ILE:CD1	2.38	0.52
1:A:397:GLU:HA	1:A:400:LYS:HD2	1.91	0.52
1:A:46:VAL:HG23	1:A:271:VAL:CA	2.39	0.52
1:A:56:LEU:CD2	1:A:57:ARG:N	2.73	0.52
2:B:287:ILE:O	2:B:291:VAL:N	2.43	0.52
2:B:312:HIS:O	2:B:312:HIS:CG	2.62	0.52
2:B:440:LEU:HA	2:B:443:PHE:HB3	1.92	0.52
3:C:12:LEU:O	3:C:14:VAL:N	2.43	0.52
3:C:16:LYS:HE2	3:C:16:LYS:HA	1.91	0.52
3:C:264:LEU:HD11	3:C:306:CYS:O	2.09	0.52
3:C:296:MET:HE3	3:C:296:MET:HA	1.90	0.52
3:C:45:LEU:HB2	3:C:190:TRP:CZ3	2.45	0.52
1:D:33:VAL:HG13	1:D:201:ILE:CD1	2.40	0.52
4:E:103:TYR:HB3	4:E:104:TYR:CD1	2.44	0.52
4:E:184:THR:HG23	4:E:215:GLN:C	2.30	0.52
1:D:67:TRP:CD1	1:D:71:ASP:CB	2.93	0.52
1:A:431:ILE:HD12	1:A:431:ILE:N	2.25	0.52
1:A:102:ILE:HG21	2:B:149:TYR:HD2	1.75	0.52
1:A:209:ARG:HG3	1:A:210:ILE:H	1.72	0.52
2:B:130:ILE:HG21	2:B:134:TYR:CE2	2.44	0.52
3:C:155:ALA:CA	3:C:211:ASN:HA	2.40	0.52
3:C:18:ASN:O	3:C:21:VAL:O	2.28	0.52
3:C:429:ILE:HG13	3:C:430:VAL:H	1.74	0.52
1:D:37:LEU:HD13	1:D:54:VAL:HG22	1.91	0.52
1:D:56:LEU:HB2	1:D:120:PRO:CD	2.39	0.52
4:E:172:ILE:HG13	4:E:174:PRO:CG	2.39	0.52
4:E:240:TYR:CE1	4:E:303:VAL:HG21	2.45	0.52
4:E:240:TYR:CE2	4:E:453:ILE:HG21	2.45	0.52
1:A:258:LEU:HD11	4:E:264:PHE:CD2	2.44	0.52

Continued on next page...

Continued from previous page...

Atom-1	Atom-2	Interatomic distance (Å)	Clash overlap (Å)
4:E:36:LEU:HD12	4:E:173:ASP:CG	2.29	0.52
4:E:436:ASN:CA	4:E:439:TRP:HE1	2.15	0.52
4:E:447:ASP:O	4:E:450:CYS:HB2	2.10	0.52
1:A:135:PHE:CZ	1:A:210:ILE:HG12	2.45	0.52
3:C:87:ILE:HG21	3:C:110:VAL:HG11	1.91	0.52
3:C:12:LEU:CG	3:C:16:LYS:HG2	2.40	0.52
3:C:149:THR:HG22	3:C:214:ASP:HB3	1.87	0.52
3:C:63:TYR:O	3:C:65:HIS:CD2	2.63	0.52
3:C:2:ASN:ND2	3:C:71:ALA:CB	2.72	0.52
1:D:287:SER:C	1:D:290:ILE:HG12	2.31	0.52
4:E:138:TRP:HB3	4:E:214:ILE:O	2.09	0.52
4:E:173:ASP:H	4:E:188:ARG:HB2	1.75	0.52
1:D:263:LEU:HD21	4:E:266:PHE:HZ	1.75	0.52
4:E:31:THR:N	4:E:58:GLN:O	2.38	0.52
1:A:265:PRO:CD	1:A:266:SER:N	2.71	0.51
1:A:48:GLN:HB2	1:A:128:CYS:O	2.09	0.51
2:B:235:ALA:HB1	2:B:239:PHE:HE2	1.73	0.51
2:B:282:SER:O	2:B:286:PHE:CD2	2.62	0.51
3:C:67:LEU:CD1	3:C:116:GLY:HA2	2.37	0.51
3:C:422:GLY:O	3:C:425:SER:HB2	2.11	0.51
1:D:118:TRP:CD1	1:D:118:TRP:C	2.83	0.51
1:D:303:PRO:CB	1:D:400:LYS:NZ	2.71	0.51
4:E:239:VAL:CA	4:E:242:LEU:HD23	2.39	0.51
1:D:86:TRP:CE3	1:D:86:TRP:O	2.63	0.51
1:A:265:PRO:HG2	1:A:266:SER:N	2.25	0.51
2:B:45:GLU:OE2	2:B:277:VAL:HB	2.10	0.51
2:B:32:ARG:HH21	2:B:60:TRP:CA	2.24	0.51
2:B:451:THR:HA	2:B:454:ILE:HB	1.91	0.51
3:C:136:TYR:CD1	3:C:142:GLN:HB3	2.43	0.51
3:C:434:LYS:HE2	3:C:435:GLU:HG2	1.92	0.51
3:C:481:PRO:HG2	3:C:482:PRO:HD3	1.92	0.51
1:D:230:VAL:O	1:D:234:TYR:HD1	1.93	0.51
1:D:305:THR:HB	1:D:401:TYR:HD2	1.76	0.51
1:D:411:LEU:O	1:D:415:MET:CG	2.56	0.51
1:A:67:TRP:CD1	1:A:71:ASP:CB	2.93	0.51
1:A:174:GLY:HA2	1:A:176:TRP:CZ3	2.45	0.51
1:A:239:SER:OG	2:B:312:HIS:HA	2.10	0.51
1:A:285:VAL:CG1	1:A:286:ILE:N	2.74	0.51
2:B:459:SER:O	2:B:463:PRO:HB2	2.11	0.51
2:B:54:VAL:C	2:B:55:PHE:HD1	2.12	0.51
3:C:30:VAL:CG2	3:C:158:ILE:H	2.21	0.51

Continued on next page...

Continued from previous page...

Atom-1	Atom-2	Interatomic distance (Å)	Clash overlap (Å)
2:B:80:ILE:HG23	3:C:20:HIS:CE1	2.45	0.51
3:C:317:PRO:HD2	3:C:447:ASN:HB3	1.92	0.51
3:C:447:ASN:O	3:C:449:VAL:CG2	2.33	0.51
3:C:462:THR:O	3:C:465:MET:HB3	2.10	0.51
1:D:53:ASN:HD22	1:D:123:ILE:HG13	1.75	0.51
1:D:145:LYS:NZ	1:D:200:ASP:OD2	2.43	0.51
1:D:233:PHE:HD1	1:D:409:ILE:CD1	2.24	0.51
4:E:267:LEU:HD12	4:E:270:GLN:CD	2.30	0.51
1:D:85:VAL:HG23	1:D:108:LEU:CD1	2.40	0.51
1:A:67:TRP:NE1	1:A:71:ASP:CG	2.63	0.51
4:E:100:GLU:HB2	4:E:122:ILE:CG1	2.39	0.51
1:A:156:VAL:CG2	1:A:157:SER:H	2.23	0.51
1:A:285:VAL:O	1:A:288:SER:HB3	2.11	0.51
2:B:239:PHE:N	2:B:239:PHE:CD1	2.76	0.51
2:B:27:ASP:C	2:B:28:LYS:HD2	2.31	0.51
3:C:113:ARG:HD2	3:C:117:TYR:HB2	1.92	0.51
3:C:54:THR:O	3:C:126:PHE:CD2	2.63	0.51
3:C:467:LEU:HA	3:C:470:ILE:HB	1.92	0.51
1:D:135:PHE:CD1	1:D:210:ILE:HD11	2.45	0.51
1:D:227:PHE:C	1:D:227:PHE:CD1	2.84	0.51
1:D:229:THR:HA	1:D:232:VAL:HG21	1.92	0.51
1:D:91:VAL:HG22	1:D:96:ALA:CB	2.39	0.51
4:E:39:LEU:CD2	4:E:183:TRP:HZ2	2.16	0.51
4:E:195:ASN:HB3	4:E:204:ASP:HA	1.92	0.51
4:E:91:LEU:H	4:E:95:VAL:HG21	1.74	0.51
1:D:112:TYR:HD1	1:D:113:THR:N	2.08	0.51
4:E:418:ALA:HA	4:E:421:PHE:HD2	1.73	0.51
1:A:385:HIS:C	1:A:385:HIS:HD1	2.14	0.51
1:A:166:ASP:HB2	1:A:181:TYR:CG	2.46	0.51
1:A:187:TRP:HZ2	1:A:196:THR:HA	1.75	0.51
1:A:305:THR:HG21	1:A:401:TYR:CG	2.45	0.51
1:A:417:ILE:CA	1:A:420:ILE:HG12	2.37	0.51
1:A:87:LEU:HB3	1:A:118:TRP:CZ3	2.45	0.51
2:B:129:THR:C	2:B:131:LYS:H	2.13	0.51
2:B:33:VAL:HG13	2:B:158:LEU:HD21	1.92	0.51
2:B:26:GLY:O	2:B:28:LYS:CE	2.59	0.51
2:B:32:ARG:NE	2:B:59:ALA:O	2.44	0.51
2:B:38:THR:HG22	2:B:55:PHE:CE1	2.45	0.51
3:C:278:LEU:HD13	3:C:278:LEU:O	2.10	0.51
1:D:260:ILE:HA	1:D:263:LEU:HD12	1.91	0.51
2:B:72:TYR:O	2:B:76:LYS:HG2	2.11	0.51

Continued on next page...

Continued from previous page...

Atom-1	Atom-2	Interatomic distance (Å)	Clash overlap (Å)
1:A:48:GLN:HB3	1:A:130:ILE:HD12	1.93	0.51
1:A:280:PHE:O	1:A:284:PHE:CD1	2.64	0.51
1:A:54:VAL:HG22	1:A:122:ALA:CB	2.41	0.51
2:B:129:THR:HG22	2:B:142:CYS:SG	2.51	0.51
2:B:58:LEU:HD11	2:B:118:TRP:HB3	1.91	0.51
3:C:149:THR:OG1	3:C:150:ALA:N	2.43	0.51
1:D:130:ILE:C	1:D:134:HIS:HB2	2.31	0.51
1:D:144:MET:HE3	1:D:205:PHE:CE1	2.46	0.51
1:D:240:GLY:C	1:D:242:LYS:N	2.64	0.51
3:C:241:PHE:HZ	1:D:293:VAL:HG22	1.72	0.51
1:D:295:VAL:HG23	1:D:296:ILE:N	2.26	0.51
1:D:298:THR:O	1:D:301:ARG:CB	2.58	0.51
4:E:453:ILE:CD1	4:E:454:ALA:N	2.72	0.51
1:D:101:ALA:C	1:D:102:ILE:CD1	2.78	0.51
1:A:20:ARG:CG	1:A:20:ARG:NH1	2.37	0.51
1:D:65:LEU:CD2	1:D:110:LEU:HD13	2.41	0.51
1:D:137:PHE:HB2	1:D:435:GLN:HB2	1.87	0.51
1:A:264:ILE:N	1:A:265:PRO:CD	2.73	0.51
2:B:108:VAL:CG1	2:B:117:SER:O	2.58	0.51
2:B:130:ILE:CB	2:B:134:TYR:CD2	2.84	0.51
1:A:256:PHE:HE1	2:B:261:VAL:HG23	1.72	0.51
2:B:262:PHE:HA	2:B:265:LEU:HD12	1.92	0.51
2:B:93:MET:HG3	2:B:206:ASP:CG	2.30	0.51
3:C:37:LEU:HD21	3:C:148:PHE:CD2	2.45	0.51
3:C:449:VAL:HG12	3:C:452:THR:CB	2.41	0.51
1:D:243:MET:CE	1:D:243:MET:H	2.22	0.51
1:D:298:THR:CA	1:D:301:ARG:HB3	2.40	0.51
1:D:422:THR:HA	1:D:425:VAL:HB	1.93	0.51
4:E:56:GLU:CA	4:E:118:LEU:HG	2.28	0.51
4:E:159:LEU:HD21	4:E:208:ILE:HG23	1.93	0.51
4:E:35:THR:HG23	4:E:175:GLU:CD	2.31	0.51
4:E:453:ILE:HA	4:E:456:LEU:HD12	1.91	0.51
1:D:101:ALA:C	1:D:102:ILE:HD12	2.30	0.51
1:D:20:ARG:NH1	1:D:20:ARG:CG	2.38	0.51
2:B:160:HIS:N	2:B:195:LYS:HZ3	1.94	0.51
2:B:408:ILE:CG2	2:B:409:LYS:H	2.24	0.51
3:C:35:LEU:HD21	3:C:37:LEU:HD21	1.93	0.51
3:C:42:LEU:CA	3:C:54:THR:HG22	2.35	0.51
3:C:72:SER:HA	3:C:76:ASP:HB2	1.93	0.51
1:D:227:PHE:O	1:D:227:PHE:HD1	1.94	0.51
1:D:257:LEU:HA	1:D:260:ILE:HB	1.93	0.51

Continued on next page...

Continued from previous page...

Atom-1	Atom-2	Interatomic distance (Å)	Clash overlap (Å)
1:D:303:PRO:HG2	1:D:400:LYS:NZ	2.20	0.51
1:D:35:LEU:HD12	1:D:54:VAL:CG1	2.36	0.51
4:E:182:GLU:N	4:E:183:TRP:CE3	2.79	0.51
4:E:306:VAL:O	4:E:309:ARG:NH1	2.43	0.51
2:B:9:SER:CA	2:B:12:PHE:HE1	2.18	0.51
1:A:184:TRP:CE3	1:A:185:LYS:O	2.63	0.51
1:A:56:LEU:HD23	1:A:57:ARG:H	1.76	0.51
2:B:147:LYS:HZ2	2:B:205:GLU:HA	1.76	0.51
2:B:234:LEU:HA	2:B:237:LEU:CD2	2.41	0.51
3:C:141:TRP:HB2	3:C:221:ILE:O	2.11	0.51
3:C:141:TRP:HH2	3:C:223:ARG:HD3	1.74	0.51
3:C:296:MET:CE	3:C:296:MET:CA	2.88	0.51
3:C:469:THR:O	3:C:473:PHE:N	2.43	0.51
3:C:4:GLU:HA	3:C:72:SER:OG	2.11	0.51
3:C:7:LEU:HD11	3:C:70:ASN:HB2	1.93	0.51
4:E:138:TRP:HB2	4:E:213:ILE:CG1	2.41	0.51
4:E:217:LYS:O	4:E:219:LEU:N	2.44	0.51
4:E:449:ALA:HA	4:E:452:TRP:CG	2.46	0.51
4:E:81:SER:O	4:E:83:LEU:N	2.44	0.51
2:B:162:LEU:C	2:B:174:MET:N	2.64	0.51
3:C:134:VAL:O	3:C:134:VAL:HG12	2.11	0.51
1:A:79:ARG:NH1	1:A:107:LYS:HZ2	2.07	0.51
1:A:257:LEU:CD1	1:A:285:VAL:CG2	2.86	0.51
1:A:292:THR:C	1:A:296:ILE:HG12	2.31	0.51
1:A:413:VAL:HG12	1:A:417:ILE:HG13	1.92	0.51
1:A:45:GLU:OE2	1:A:135:PHE:HB2	2.11	0.51
2:B:108:VAL:CG1	2:B:118:TRP:HB2	2.40	0.51
2:B:287:ILE:O	2:B:291:VAL:HB	2.10	0.51
2:B:298:SER:O	2:B:301:VAL:HG23	2.11	0.51
2:B:40:LEU:CA	2:B:52:THR:HG23	2.41	0.51
2:B:53:SER:C	2:B:54:VAL:HG13	2.32	0.51
3:C:137:PHE:CE1	3:C:288:ILE:HG22	2.46	0.51
1:D:296:ILE:HA	1:D:299:HIS:HB3	1.88	0.51
4:E:266:PHE:HA	4:E:269:ALA:HB3	1.92	0.51
1:D:63:VAL:O	1:D:66:ARG:HD2	2.10	0.51
1:A:63:VAL:O	1:A:66:ARG:CD	2.46	0.51
3:C:289:GLY:CA	3:C:293:MET:HE1	2.41	0.51
1:A:265:PRO:CG	1:A:266:SER:N	2.73	0.50
2:B:135:PHE:N	2:B:136:PRO:HD2	2.27	0.50
2:B:306:HIS:O	2:B:308:SER:N	2.44	0.50
3:C:106:TYR:CD1	3:C:107:PHE:HE1	2.29	0.50

Continued on next page...

Continued from previous page...

Atom-1	Atom-2	Interatomic distance (Å)	Clash overlap (Å)
1:D:201:ILE:CG2	1:D:203:TYR:CE1	2.93	0.50
1:D:379:VAL:HG12	1:D:379:VAL:O	2.10	0.50
1:D:36:GLN:HG3	1:D:55:ARG:HG3	1.93	0.50
4:E:173:ASP:H	4:E:174:PRO:HD2	1.77	0.50
4:E:255:ILE:CD1	4:E:304:LEU:HD22	2.41	0.50
1:D:432:GLU:HG2	1:D:435:GLN:HE22	1.70	0.50
1:A:381:TYR:CD1	1:A:381:TYR:N	2.78	0.50
1:A:94:ASN:ND2	1:A:94:ASN:C	2.65	0.50
3:C:256:LYS:HB3	3:C:259:THR:HG22	1.92	0.50
2:B:251:LEU:CD1	3:C:261:ILE:HG21	2.40	0.50
3:C:303:VAL:HA	3:C:306:CYS:SG	2.51	0.50
3:C:83:ARG:HB3	3:C:85:GLU:OE1	2.11	0.50
1:D:167:LEU:HG	1:D:178:MET:CB	2.38	0.50
1:D:252:SER:CB	4:E:259:LEU:CD2	2.85	0.50
1:A:160:PRO:CG	1:A:185:LYS:NZ	2.74	0.50
1:A:397:GLU:HA	1:A:400:LYS:CD	2.42	0.50
2:B:46:LYS:HD2	2:B:278:PRO:HD3	1.93	0.50
2:B:256:LEU:HD11	2:B:298:SER:O	2.11	0.50
2:B:306:HIS:CA	2:B:312:HIS:O	2.41	0.50
2:B:438:LEU:O	2:B:442:ILE:HB	2.11	0.50
2:B:48:GLU:HG3	2:B:48:GLU:O	2.12	0.50
3:C:160:MET:N	3:C:213:GLN:CG	2.72	0.50
3:C:306:CYS:HA	3:C:309:VAL:HB	1.92	0.50
3:C:319:THR:OG1	3:C:448:LEU:HA	2.10	0.50
3:C:48:THR:HA	3:C:286:PRO:HB3	1.91	0.50
3:C:78:SER:O	3:C:79:ILE:CD1	2.55	0.50
3:C:245:LEU:HD13	1:D:297:ASN:OD1	2.12	0.50
1:D:389:ASP:O	1:D:393:SER:OG	2.22	0.50
4:E:134:PHE:CD2	4:E:280:PRO:HG2	2.46	0.50
4:E:217:LYS:N	4:E:218:PRO:CD	2.74	0.50
4:E:293:SER:O	4:E:297:VAL:CG2	2.59	0.50
4:E:55:ILE:HG13	4:E:55:ILE:O	2.11	0.50
1:D:17:LYS:CE	1:D:84:ASP:HA	2.41	0.50
1:A:381:TYR:HD1	1:A:381:TYR:N	2.09	0.50
1:A:137:PHE:CD1	1:A:435:GLN:NE2	2.79	0.50
1:A:199:LEU:C	1:A:200:ASP:OD1	2.49	0.50
1:A:227:PHE:O	1:A:230:VAL:HB	2.11	0.50
1:A:52:THR:O	1:A:123:ILE:CG1	2.58	0.50
2:B:45:GLU:OE2	2:B:277:VAL:O	2.29	0.50
3:C:455:ARG:CD	3:C:455:ARG:H	2.23	0.50
3:C:471:PHE:O	3:C:475:MET:N	2.34	0.50

Continued on next page...

Continued from previous page...

Atom-1	Atom-2	Interatomic distance (Å)	Clash overlap (Å)
1:D:33:VAL:HG12	1:D:158:ILE:HG22	1.93	0.50
4:E:145:PHE:CZ	4:E:208:ILE:HD13	2.46	0.50
4:E:152:ALA:N	4:E:205:PHE:CD1	2.70	0.50
2:B:421:PHE:O	2:B:425:LYS:N	2.42	0.50
4:E:311:PRO:CD	4:E:440:VAL:HG13	2.16	0.50
2:B:68:ASP:HA	2:B:72:TYR:CD2	2.46	0.50
1:A:35:LEU:HD13	1:A:203:TYR:CE2	2.46	0.50
1:A:382:ILE:O	1:A:386:MET:HE3	2.09	0.50
1:A:413:VAL:HA	1:A:416:LEU:HB2	1.93	0.50
2:B:37:LEU:CG	2:B:179:ALA:HB3	2.38	0.50
3:C:317:PRO:HG2	3:C:447:ASN:CG	2.32	0.50
3:C:33:ILE:O	3:C:159:SER:O	2.29	0.50
3:C:481:PRO:N	3:C:482:PRO:CD	2.75	0.50
1:D:178:MET:HA	1:D:207:MET:HB3	1.94	0.50
1:D:242:LYS:HB2	1:D:245:LEU:CB	2.42	0.50
1:D:414:PHE:O	1:D:418:CYS:HB2	2.12	0.50
4:E:36:LEU:N	4:E:175:GLU:OE2	2.42	0.50
4:E:264:PHE:N	4:E:264:PHE:HD1	2.09	0.50
4:E:304:LEU:HD12	4:E:307:SER:OG	2.12	0.50
2:B:68:ASP:O	2:B:72:TYR:CD2	2.64	0.50
4:E:79:ILE:CG1	4:E:80:PRO:HD2	2.41	0.50
1:A:226:SER:O	1:A:230:VAL:CG2	2.56	0.50
1:A:394:ASN:O	1:A:398:GLU:HG3	2.11	0.50
1:A:56:LEU:CD1	1:A:90:LEU:HD13	2.42	0.50
2:B:438:LEU:O	2:B:442:ILE:HD12	2.11	0.50
3:C:212:TYR:O	3:C:212:TYR:CD1	2.64	0.50
3:C:276:GLN:OE1	3:C:276:GLN:N	2.45	0.50
3:C:39:LEU:N	3:C:39:LEU:HD12	2.25	0.50
3:C:13:ILE:CD1	3:C:82:LEU:HD11	2.26	0.50
1:D:56:LEU:H	1:D:120:PRO:HD2	1.73	0.50
1:D:144:MET:O	1:D:203:TYR:HD1	1.93	0.50
1:D:133:THR:HA	1:D:274:ILE:HG23	1.92	0.50
1:D:376:ILE:O	1:D:380:LYS:HE2	2.11	0.50
1:D:47:ASN:C	1:D:48:GLN:HG2	2.32	0.50
4:E:272:VAL:O	4:E:272:VAL:HG22	2.12	0.50
1:D:75:ILE:HG13	1:D:78:ILE:CG2	2.42	0.50
4:E:131:VAL:HG12	4:E:131:VAL:O	2.12	0.50
1:A:124:PHE:C	1:A:124:PHE:HD1	2.13	0.50
2:B:147:LYS:HB2	2:B:206:ASP:HA	1.94	0.50
2:B:17:PRO:HG2	2:B:18:LYS:H	1.77	0.50
2:B:444:ILE:CG2	2:B:445:THR:N	2.75	0.50

Continued on next page...

Continued from previous page...

Atom-1	Atom-2	Interatomic distance (Å)	Clash overlap (Å)
3:C:11:LEU:C	3:C:13:ILE:N	2.65	0.50
3:C:104:VAL:O	3:C:123:PRO:HG2	2.11	0.50
3:C:37:LEU:O	3:C:178:ILE:HG21	2.12	0.50
3:C:2:ASN:O	3:C:72:SER:HB3	2.11	0.50
4:E:103:TYR:CB	4:E:104:TYR:HD1	2.25	0.50
4:E:172:ILE:HG23	4:E:175:GLU:H	1.77	0.50
4:E:229:CYS:O	4:E:233:SER:N	2.30	0.50
4:E:242:LEU:N	4:E:243:PRO:CD	2.73	0.50
4:E:294:LEU:HA	4:E:297:VAL:CG2	2.40	0.50
1:D:78:ILE:CD1	1:D:110:LEU:CB	2.86	0.50
3:C:289:GLY:O	3:C:293:MET:SD	2.70	0.50
1:A:26:THR:O	1:A:28:PHE:CD1	2.64	0.50
1:A:130:ILE:C	1:A:131:ILE:O	2.49	0.50
1:A:239:SER:CB	2:B:312:HIS:HA	2.42	0.50
1:A:46:VAL:HG23	1:A:271:VAL:HA	1.94	0.50
2:B:227:PRO:O	2:B:231:ILE:CG1	2.59	0.50
2:B:235:ALA:HB1	2:B:239:PHE:CZ	2.47	0.50
2:B:286:PHE:HA	2:B:289:ILE:HG12	1.93	0.50
2:B:308:SER:HB2	2:B:312:HIS:H	1.77	0.50
3:C:35:LEU:HD22	3:C:215:VAL:CG2	2.40	0.50
3:C:77:ILE:C	3:C:79:ILE:H	2.13	0.50
1:D:51:GLU:HA	1:D:124:PHE:O	2.12	0.50
1:D:144:MET:HE1	1:D:205:PHE:CZ	2.47	0.50
1:D:242:LYS:HB2	1:D:245:LEU:HD12	1.94	0.50
1:D:275:GLY:O	1:D:277:TYR:N	2.44	0.50
4:E:250:LYS:C	4:E:253:LEU:HB3	2.32	0.50
4:E:38:ASN:O	4:E:51:THR:HG23	2.12	0.50
4:E:6:LEU:CD2	4:E:67:ASN:OD1	2.60	0.50
4:E:59:TRP:NE1	4:E:84:LEU:HD23	2.23	0.50
1:A:291:VAL:CG1	1:A:295:VAL:HG21	2.40	0.50
2:B:92:LEU:HD22	2:B:146:PHE:HA	1.94	0.50
3:C:39:LEU:HD21	3:C:180:ASP:OD1	2.12	0.50
3:C:47:GLU:CG	3:C:286:PRO:HD2	2.38	0.50
1:D:280:PHE:HB3	1:D:284:PHE:CE2	2.46	0.50
1:D:53:ASN:HD22	1:D:123:ILE:CG1	2.25	0.50
4:E:11:LEU:HA	4:E:14:TYR:HB2	1.94	0.50
4:E:91:LEU:H	4:E:95:VAL:CB	2.25	0.50
3:C:227:PHE:HA	3:C:230:ILE:HG23	1.94	0.50
1:D:7:LEU:HD11	1:D:70:ALA:HB1	1.90	0.50
1:A:221:PRO:CB	1:A:224:LEU:HD23	2.42	0.49
1:A:228:LEU:HD13	1:A:249:VAL:CG2	2.42	0.49

Continued on next page...

Continued from previous page...

Atom-1	Atom-2	Interatomic distance (Å)	Clash overlap (Å)
1:A:264:ILE:O	1:A:267:THR:HB	2.12	0.49
1:A:296:ILE:HD13	1:A:296:ILE:N	2.27	0.49
1:A:410:LEU:CD1	1:A:414:PHE:HD2	2.25	0.49
2:B:431:VAL:HG23	2:B:433:MET:H	1.77	0.49
2:B:459:SER:HA	2:B:463:PRO:HG2	1.94	0.49
3:C:9:ASN:C	3:C:12:LEU:HG	2.32	0.49
1:D:186:HIS:CG	1:D:187:TRP:H	2.30	0.49
1:D:296:ILE:HG22	1:D:299:HIS:ND1	2.27	0.49
1:D:396:ALA:HA	1:D:399:TRP:CD1	2.46	0.49
4:E:27:VAL:CG1	4:E:154:GLU:CA	2.80	0.49
4:E:191:LYS:HB3	4:E:193:ASN:HD21	1.76	0.49
3:C:234:THR:N	3:C:235:PRO:CD	2.75	0.49
2:B:10:VAL:CG1	2:B:11:LEU:HD22	2.40	0.49
1:D:75:ILE:O	1:D:76:LYS:C	2.50	0.49
1:A:67:TRP:HB3	1:A:71:ASP:HB3	1.94	0.49
1:A:79:ARG:HH11	1:A:107:LYS:HZ1	1.54	0.49
1:A:135:PHE:CZ	1:A:210:ILE:HG23	2.47	0.49
1:A:38:ILE:HD12	1:A:38:ILE:N	2.27	0.49
2:B:241:LEU:HD13	3:C:314:PHE:CE1	2.47	0.49
1:A:242:LYS:HZ3	2:B:312:HIS:CE1	2.30	0.49
2:B:60:TRP:CH2	2:B:85:VAL:HG11	2.46	0.49
3:C:113:ARG:HB2	3:C:117:TYR:O	2.13	0.49
3:C:317:PRO:HG2	3:C:447:ASN:ND2	2.26	0.49
3:C:63:TYR:HD1	3:C:64:ASP:N	2.10	0.49
1:D:51:GLU:HG3	1:D:125:LYS:HG3	1.93	0.49
1:D:229:THR:O	1:D:233:PHE:CD2	2.65	0.49
1:D:392:SER:O	1:D:395:ALA:HB3	2.11	0.49
1:D:405:VAL:O	1:D:405:VAL:HG12	2.12	0.49
4:E:195:ASN:HB3	4:E:204:ASP:CA	2.42	0.49
4:E:273:PRO:CG	4:E:274:GLU:H	2.24	0.49
1:A:91:VAL:HB	1:A:149:TRP:HB2	1.94	0.49
1:A:190:TYR:HH	1:A:198:TYR:HE1	1.61	0.49
1:A:136:PRO:CG	1:A:274:ILE:HG23	2.39	0.49
1:A:285:VAL:CG1	1:A:286:ILE:HG13	2.42	0.49
1:A:35:LEU:HD13	1:A:203:TYR:CZ	2.47	0.49
1:A:416:LEU:O	1:A:420:ILE:HG12	2.11	0.49
2:B:192:PRO:CD	2:B:210:TYR:HB2	2.42	0.49
2:B:416:GLU:OE2	3:C:433:ILE:CG2	2.60	0.49
1:D:266:SER:O	1:D:270:ALA:HB2	2.12	0.49
1:D:376:ILE:HG22	1:D:380:LYS:HZ3	1.73	0.49
4:E:44:GLU:CD	4:E:129:ILE:CG2	2.80	0.49

Continued on next page...

Continued from previous page...

Atom-1	Atom-2	Interatomic distance (Å)	Clash overlap (Å)
4:E:188:ARG:NH2	4:E:210:PHE:CE2	2.80	0.49
4:E:207:GLU:C	4:E:208:ILE:HG13	2.32	0.49
4:E:264:PHE:CD1	4:E:264:PHE:N	2.79	0.49
1:D:220:ILE:HG21	4:E:294:LEU:HD11	1.94	0.49
4:E:294:LEU:CA	4:E:297:VAL:HG23	2.41	0.49
4:E:302:ILE:O	4:E:306:VAL:N	2.44	0.49
4:E:6:LEU:HD12	4:E:69:SER:HG	1.76	0.49
3:C:226:LEU:H	3:C:227:PHE:HD1	1.59	0.49
2:B:7:LEU:CD1	2:B:68:ASP:HB2	2.40	0.49
1:A:179:LYS:CE	1:A:208:GLN:CD	2.76	0.49
1:A:305:THR:O	1:A:306:HIS:CB	2.61	0.49
1:A:38:ILE:H	1:A:38:ILE:HD12	1.77	0.49
2:B:238:VAL:O	2:B:242:PRO:HD3	2.11	0.49
2:B:261:VAL:CG1	2:B:262:PHE:N	2.76	0.49
2:B:286:PHE:HD1	2:B:290:LEU:HD12	1.78	0.49
2:B:311:THR:O	2:B:312:HIS:CB	2.60	0.49
3:C:67:LEU:O	3:C:67:LEU:HD13	2.13	0.49
1:D:298:THR:O	1:D:301:ARG:CG	2.60	0.49
1:D:408:HIS:HB3	1:D:412:CYS:HG	1.77	0.49
1:D:92:LEU:CD2	1:D:124:PHE:CZ	2.95	0.49
4:E:85:TRP:CZ2	4:E:155:VAL:HG22	2.48	0.49
4:E:90:VAL:HG13	4:E:95:VAL:HB	1.94	0.49
2:B:425:LYS:CA	2:B:428:TRP:CD1	2.71	0.49
1:A:155:LYS:CE	4:E:76:LEU:HD13	2.42	0.49
1:A:276:LYS:CD	1:A:276:LYS:H	2.22	0.49
1:A:286:ILE:O	1:A:289:ILE:CB	2.57	0.49
1:A:301:ARG:HG3	1:A:301:ARG:O	2.11	0.49
1:A:376:ILE:HG23	1:A:380:LYS:HE2	1.94	0.49
2:B:97:ASP:N	2:B:125:ARG:O	2.45	0.49
2:B:241:LEU:N	2:B:242:PRO:CD	2.74	0.49
2:B:306:HIS:O	2:B:312:HIS:C	2.50	0.49
2:B:31:VAL:HG12	2:B:158:LEU:HD23	1.92	0.49
2:B:438:LEU:HD23	2:B:441:TYR:HB3	1.94	0.49
3:C:110:VAL:HG13	3:C:120:TRP:CA	2.42	0.49
3:C:268:ALA:O	3:C:272:LEU:HG	2.13	0.49
3:C:299:VAL:C	3:C:303:VAL:HG23	2.31	0.49
1:D:214:PHE:HA	1:D:217:ASN:OD1	2.12	0.49
1:D:133:THR:CA	1:D:274:ILE:HG23	2.42	0.49
1:D:38:ILE:CG2	1:D:38:ILE:O	2.59	0.49
4:E:103:TYR:CD2	4:E:104:TYR:HD1	2.30	0.49
4:E:1:ASN:C	4:E:3:GLU:H	2.14	0.49

Continued on next page...

Continued from previous page...

Atom-1	Atom-2	Interatomic distance (Å)	Clash overlap (Å)
4:E:261:GLN:NE2	4:E:265:LEU:HG	2.23	0.49
4:E:436:ASN:HA	4:E:439:TRP:CD1	2.46	0.49
1:D:101:ALA:O	1:D:102:ILE:CD1	2.60	0.49
4:E:83:LEU:CD2	4:E:83:LEU:N	2.76	0.49
1:A:396:ALA:O	1:A:399:TRP:HB2	2.13	0.49
1:A:133:THR:O	1:A:133:THR:CG2	2.57	0.49
2:B:130:ILE:CD1	2:B:134:TYR:CE2	2.95	0.49
2:B:131:LYS:CG	2:B:132:VAL:H	2.25	0.49
2:B:31:VAL:CG1	2:B:158:LEU:HD21	2.39	0.49
2:B:286:PHE:HD1	2:B:290:LEU:CD1	2.26	0.49
3:C:149:THR:HB	3:C:214:ASP:HA	1.94	0.49
1:D:227:PHE:C	1:D:227:PHE:HD1	2.15	0.49
1:D:253:LEU:HD23	1:D:254:THR:CB	2.42	0.49
1:D:89:ASP:CG	1:D:149:TRP:HB3	2.33	0.49
4:E:172:ILE:CG2	4:E:175:GLU:N	2.75	0.49
4:E:146:ARG:HD2	4:E:205:PHE:CD2	2.47	0.49
4:E:239:VAL:O	4:E:243:PRO:HD3	2.12	0.49
1:A:62:ASP:HB3	1:A:65:LEU:CD1	2.42	0.49
1:A:150:THR:HG23	1:A:151:TYR:CE1	2.47	0.49
1:A:187:TRP:NE1	1:A:196:THR:HG23	2.27	0.49
1:A:292:THR:CG2	1:A:296:ILE:HD11	2.41	0.49
1:A:305:THR:O	1:A:306:HIS:CG	2.66	0.49
1:A:243:MET:HB3	1:A:306:HIS:ND1	2.27	0.49
2:B:60:TRP:CZ2	2:B:85:VAL:HG11	2.46	0.49
3:C:106:TYR:C	3:C:107:PHE:CD1	2.85	0.49
3:C:188:GLY:CA	3:C:190:TRP:CZ3	2.96	0.49
3:C:180:ASP:HB2	3:C:195:LYS:HD3	1.95	0.49
3:C:143:ASN:OD1	3:C:220:ILE:CG2	2.61	0.49
3:C:480:ARG:H	3:C:481:PRO:HD2	1.78	0.49
1:D:244:THR:HG23	1:D:245:LEU:H	1.76	0.49
1:D:38:ILE:O	1:D:169:THR:CG2	2.61	0.49
4:E:471:LEU:HD12	4:E:471:LEU:O	2.13	0.49
1:A:212:LEU:C	1:A:215:VAL:HG23	2.33	0.49
1:A:33:VAL:HG23	1:A:158:ILE:HG12	1.89	0.49
1:A:166:ASP:N	1:A:181:TYR:CD1	2.81	0.49
1:A:262:GLU:C	1:A:265:PRO:CD	2.81	0.49
1:A:58:GLN:HE21	1:A:90:LEU:HD21	1.78	0.49
2:B:51:THR:OG1	2:B:125:ARG:NH1	2.45	0.49
2:B:274:SER:O	2:B:276:SER:N	2.46	0.49
3:C:275:SER:O	3:C:278:LEU:HB3	2.12	0.49
1:D:130:ILE:CA	1:D:134:HIS:HB2	2.43	0.49

Continued on next page...

Continued from previous page...

Atom-1	Atom-2	Interatomic distance (Å)	Clash overlap (Å)
1:D:291:VAL:O	1:D:295:VAL:HG22	2.13	0.49
1:D:385:HIS:O	1:D:389:ASP:OD1	2.31	0.49
4:E:75:ASP:O	4:E:110:TYR:CD1	2.65	0.49
4:E:116:TYR:HD1	4:E:117:TRP:N	2.10	0.49
4:E:123:TYR:N	4:E:123:TYR:CD1	2.81	0.49
4:E:44:GLU:OE2	4:E:133:TYR:HB3	2.13	0.49
4:E:200:LYS:O	4:E:200:LYS:HG3	2.12	0.49
4:E:10:LEU:HD13	4:E:64:LEU:HD21	1.95	0.49
1:D:106:THR:CG2	1:D:107:LYS:HE2	2.43	0.49
1:A:76:LYS:HE3	1:A:112:TYR:CZ	2.48	0.49
1:A:177:VAL:HG12	1:A:208:GLN:O	2.13	0.49
1:A:31:ILE:HA	1:A:59:GLN:O	2.12	0.49
2:B:118:TRP:C	2:B:119:HIS:CD2	2.86	0.49
2:B:129:THR:O	2:B:129:THR:CG2	2.57	0.49
2:B:440:LEU:CA	2:B:443:PHE:HB3	2.43	0.49
3:C:296:MET:HE3	3:C:296:MET:CA	2.43	0.49
1:D:49:ILE:HG21	1:D:125:LYS:HZ2	1.74	0.49
4:E:228:PRO:O	4:E:231:LEU:HD23	2.13	0.49
4:E:94:ASN:HA	4:E:126:THR:H	1.78	0.49
4:E:287:ILE:O	4:E:291:PHE:CD2	2.66	0.49
1:D:278:MET:SD	1:D:281:THR:OG1	2.57	0.49
1:A:146:LEU:HD22	1:A:203:TYR:CZ	2.47	0.49
1:A:376:ILE:O	1:A:379:VAL:HB	2.13	0.49
1:A:82:SER:O	1:A:84:ASP:N	2.46	0.49
2:B:256:LEU:HD22	2:B:298:SER:CB	2.43	0.49
2:B:261:VAL:CG1	2:B:262:PHE:HD1	2.19	0.49
3:C:279:PRO:HA	3:C:282:ALA:HB2	1.94	0.49
3:C:425:SER:O	3:C:429:ILE:CG2	2.60	0.49
4:E:138:TRP:CZ2	4:E:215:GLN:CB	2.93	0.49
4:E:140:ASN:HD21	4:E:211:PHE:CA	2.21	0.49
1:D:65:LEU:HB3	1:D:110:LEU:CD1	2.43	0.49
3:C:66:ARG:NH1	3:C:66:ARG:HG2	2.08	0.49
4:E:79:ILE:HG12	4:E:80:PRO:HD2	1.95	0.49
1:A:166:ASP:HB3	1:A:178:MET:CE	2.43	0.48
1:A:187:TRP:CZ3	1:A:189:TYR:HB3	2.45	0.48
1:A:187:TRP:NE1	1:A:196:THR:HG22	2.28	0.48
1:A:291:VAL:CG1	1:A:295:VAL:CG2	2.91	0.48
1:A:304:SER:OG	1:A:400:LYS:NZ	2.44	0.48
2:B:45:GLU:HB2	2:B:134:TYR:CD2	2.48	0.48
2:B:253:ILE:CG1	2:B:302:LEU:HD11	2.41	0.48
3:C:106:TYR:O	3:C:106:TYR:CD1	2.56	0.48

Continued on next page...

Continued from previous page...

Atom-1	Atom-2	Interatomic distance (Å)	Clash overlap (Å)
3:C:97:ASN:CB	3:C:128:SER:CB	2.86	0.48
3:C:141:TRP:CE2	3:C:223:ARG:O	2.66	0.48
2:B:258:ALA:HB2	3:C:265:LEU:HD22	1.84	0.48
3:C:274:THR:HA	3:C:277:ARG:HD2	1.94	0.48
2:B:220:TYR:HE2	3:C:279:PRO:HB2	1.65	0.48
3:C:58:MET:CG	3:C:92:ILE:CD1	2.90	0.48
1:D:283:ILE:N	1:D:286:ILE:HD12	2.27	0.48
4:E:58:GLN:C	4:E:59:TRP:HE3	2.17	0.48
4:E:76:LEU:HD23	4:E:77:VAL:N	2.28	0.48
2:B:67:TRP:C	2:B:72:TYR:HB2	2.32	0.48
1:A:75:ILE:O	1:A:76:LYS:C	2.51	0.48
1:A:223:LEU:HA	1:A:226:SER:OG	2.13	0.48
1:A:398:GLU:C	1:A:400:LYS:H	2.16	0.48
2:B:133:MET:HB2	2:B:140:GLN:HG3	1.93	0.48
3:C:113:ARG:HB3	3:C:114:PRO:CD	2.40	0.48
3:C:180:ASP:HB3	3:C:219:LEU:HD13	1.95	0.48
3:C:162:LEU:CB	3:C:199:LYS:HB3	2.36	0.48
1:D:239:SER:HB2	1:D:242:LYS:CE	2.37	0.48
4:E:303:VAL:HG12	4:E:304:LEU:N	2.26	0.48
4:E:40:ILE:HB	4:E:50:THR:HB	1.95	0.48
4:E:20:PRO:CB	4:E:61:ASP:CG	2.78	0.48
2:B:10:VAL:CG1	2:B:11:LEU:CD2	2.91	0.48
1:D:65:LEU:HD23	1:D:110:LEU:HD13	1.95	0.48
1:A:422:THR:C	1:A:425:VAL:HG12	2.33	0.48
1:A:230:VAL:HA	1:A:233:PHE:CD1	2.49	0.48
1:A:245:LEU:CD2	2:B:253:ILE:HB	2.41	0.48
1:A:243:MET:HG3	1:A:306:HIS:ND1	2.28	0.48
1:A:50:VAL:HG12	1:A:51:GLU:N	2.29	0.48
2:B:216:LYS:CD	2:B:216:LYS:O	2.50	0.48
2:B:241:LEU:HD12	3:C:314:PHE:CD1	2.49	0.48
3:C:33:ILE:HD12	3:C:158:ILE:CD1	2.42	0.48
1:D:89:ASP:CG	1:D:149:TRP:CD1	2.87	0.48
4:E:59:TRP:CH2	4:E:115:MET:HB3	2.48	0.48
4:E:59:TRP:N	4:E:59:TRP:HE3	2.12	0.48
1:D:65:LEU:HB3	1:D:110:LEU:HD11	1.94	0.48
1:A:134:HIS:O	1:A:136:PRO:HD2	2.09	0.48
1:A:151:TYR:CB	1:A:156:VAL:CG1	2.91	0.48
1:A:137:PHE:CD1	1:A:435:GLN:CD	2.86	0.48
2:B:181:THR:HG23	2:B:184:GLY:H	1.78	0.48
2:B:28:LYS:CE	2:B:154:SER:O	2.60	0.48
2:B:453:SER:O	2:B:457:ASP:OD1	2.31	0.48

Continued on next page...

Continued from previous page...

Atom-1	Atom-2	Interatomic distance (Å)	Clash overlap (Å)
3:C:274:THR:CG2	3:C:275:SER:N	2.76	0.48
3:C:431:LYS:C	3:C:434:LYS:HB3	2.33	0.48
3:C:452:THR:CG2	3:C:453:ILE:N	2.76	0.48
3:C:83:ARG:CB	3:C:84:PRO:HD2	2.33	0.48
1:D:187:TRP:CZ2	1:D:196:THR:HG23	2.48	0.48
1:D:33:VAL:HG13	1:D:201:ILE:HD12	1.94	0.48
1:D:407:ASP:OD1	1:D:408:HIS:N	2.47	0.48
4:E:151:ASN:HA	4:E:205:PHE:CD1	2.48	0.48
4:E:270:GLN:C	4:E:273:PRO:CD	2.81	0.48
4:E:273:PRO:CG	4:E:274:GLU:N	2.76	0.48
4:E:30:VAL:O	4:E:157:LEU:HA	2.13	0.48
4:E:55:ILE:HG13	4:E:57:ILE:CG1	2.41	0.48
4:E:91:LEU:CB	4:E:95:VAL:HG23	2.32	0.48
1:A:20:ARG:HG3	1:A:22:VAL:HG23	1.94	0.48
4:E:100:GLU:CD	4:E:122:ILE:HG12	2.34	0.48
1:A:249:VAL:HG13	1:A:253:LEU:CD2	2.42	0.48
1:A:413:VAL:HA	1:A:416:LEU:HB3	1.95	0.48
1:A:432:GLU:HG3	1:A:436:GLU:CD	2.34	0.48
2:B:406:GLU:CA	2:B:409:LYS:HD2	2.22	0.48
3:C:132:ILE:HG22	3:C:133:ASN:N	2.28	0.48
3:C:180:ASP:OD2	3:C:219:LEU:CD2	2.61	0.48
3:C:245:LEU:C	3:C:249:LEU:HD13	2.30	0.48
3:C:302:VAL:O	3:C:306:CYS:N	2.46	0.48
3:C:479:ASN:C	3:C:479:ASN:ND2	2.67	0.48
3:C:64:ASP:HB3	3:C:67:LEU:CB	2.42	0.48
1:D:167:LEU:N	1:D:167:LEU:HD12	2.28	0.48
1:D:259:VAL:CG1	1:D:262:GLU:OE1	2.55	0.48
4:E:145:PHE:CD1	4:E:208:ILE:HB	2.48	0.48
4:E:191:LYS:N	4:E:209:ILE:CG2	2.70	0.48
4:E:219:LEU:HB3	4:E:222:ILE:HB	1.95	0.48
1:D:252:SER:HB2	4:E:259:LEU:CD1	2.42	0.48
4:E:6:LEU:CD1	4:E:67:ASN:CG	2.82	0.48
2:B:68:ASP:HA	2:B:72:TYR:HD2	1.78	0.48
1:A:128:CYS:CB	1:A:144:MET:CE	2.87	0.48
1:A:155:LYS:HE2	4:E:76:LEU:HD13	1.95	0.48
1:A:167:LEU:HD12	1:A:178:MET:HB2	0.59	0.48
1:A:186:HIS:ND1	1:A:187:TRP:O	2.46	0.48
1:A:207:MET:O	1:A:207:MET:HE3	2.13	0.48
1:A:50:VAL:CG1	1:A:52:THR:CG2	2.91	0.48
2:B:129:THR:N	2:B:142:CYS:SG	2.84	0.48
2:B:261:VAL:HG12	2:B:262:PHE:N	2.29	0.48

Continued on next page...

Continued from previous page...

Atom-1	Atom-2	Interatomic distance (Å)	Clash overlap (Å)
3:C:184:PHE:HE1	3:C:190:TRP:CE2	2.30	0.48
3:C:191:GLU:HG2	3:C:222:ARG:O	2.14	0.48
3:C:459:PHE:O	3:C:463:PRO:HG3	2.13	0.48
4:E:172:ILE:HG23	4:E:174:PRO:CD	2.43	0.48
4:E:78:ARG:NH1	4:E:108:LEU:HD13	2.29	0.48
2:B:10:VAL:HG13	2:B:11:LEU:N	2.29	0.48
1:D:60:TRP:HZ3	1:D:116:ILE:HG13	1.71	0.48
3:C:204:ASP:OD1	3:C:205:LYS:CE	2.62	0.48
2:B:415:LEU:C	2:B:415:LEU:CD1	2.82	0.48
1:A:94:ASN:O	1:A:127:TYR:HD2	1.96	0.48
1:A:229:THR:HA	1:A:232:VAL:CG2	2.44	0.48
1:A:48:GLN:CB	1:A:130:ILE:HG23	2.43	0.48
1:A:47:ASN:O	1:A:48:GLN:HG2	2.14	0.48
2:B:186:TRP:HB3	2:B:215:ARG:CB	2.43	0.48
2:B:435:ALA:O	2:B:439:PHE:CB	2.59	0.48
2:B:93:MET:HB2	2:B:145:VAL:HG23	1.96	0.48
3:C:110:VAL:HG22	3:C:120:TRP:CD1	2.49	0.48
3:C:39:LEU:CD2	3:C:180:ASP:OD1	2.62	0.48
3:C:190:TRP:HA	3:C:223:ARG:CB	2.43	0.48
3:C:465:MET:O	3:C:469:THR:HB	2.14	0.48
3:C:49:ASP:C	3:C:50:GLU:CG	2.81	0.48
1:D:37:LEU:CD1	1:D:54:VAL:HG22	2.43	0.48
1:D:32:THR:O	1:D:58:GLN:HA	2.13	0.48
1:A:2:GLU:O	1:A:2:GLU:CG	2.61	0.48
4:E:17:ARG:CD	4:E:17:ARG:H	2.27	0.48
1:A:130:ILE:O	1:A:134:HIS:HB2	2.13	0.48
1:A:31:ILE:HG23	1:A:60:TRP:HE3	1.78	0.48
2:B:101:GLU:CD	2:B:123:ILE:CG2	2.82	0.48
2:B:227:PRO:O	2:B:228:CYS:C	2.51	0.48
3:C:12:LEU:CD1	3:C:16:LYS:HE3	2.43	0.48
3:C:242:LEU:HD21	3:C:263:VAL:CG1	2.43	0.48
3:C:471:PHE:O	3:C:474:VAL:N	2.47	0.48
1:D:305:THR:OG1	1:D:401:TYR:HD2	1.96	0.48
1:D:49:ILE:HG21	1:D:125:LYS:CE	2.43	0.48
4:E:133:TYR:C	4:E:135:PRO:HD2	2.34	0.48
2:B:10:VAL:CG1	2:B:11:LEU:N	2.76	0.48
1:D:154:THR:O	1:D:155:LYS:HD3	2.14	0.48
1:A:229:THR:C	1:A:232:VAL:HB	2.34	0.48
1:A:242:LYS:HA	1:A:243:MET:HE2	1.96	0.48
1:A:252:SER:O	1:A:256:PHE:CG	2.63	0.48
1:A:43:VAL:HG12	1:A:44:ASP:N	2.29	0.48

Continued on next page...

Continued from previous page...

Atom-1	Atom-2	Interatomic distance (Å)	Clash overlap (Å)
2:B:89:ASP:OD2	2:B:150:THR:N	2.47	0.48
2:B:211:LEU:HB3	2:B:213:ILE:CG2	2.43	0.48
3:C:241:PHE:CZ	1:D:293:VAL:CG2	2.92	0.48
3:C:30:VAL:HG22	3:C:157:GLU:C	2.30	0.48
1:D:135:PHE:CG	1:D:210:ILE:CG1	2.95	0.48
1:D:187:TRP:HB2	1:D:199:LEU:HD21	1.93	0.48
3:C:259:THR:OG1	1:D:244:THR:OG1	2.16	0.48
1:D:40:LEU:HD22	1:D:52:THR:CB	2.44	0.48
1:D:41:ILE:HG21	4:E:96:ASP:OD2	2.14	0.48
1:D:36:GLN:N	1:D:54:VAL:HG12	2.29	0.48
4:E:434:SER:HA	4:E:437:GLU:HG2	1.96	0.48
1:A:267:THR:O	1:A:271:VAL:HG22	2.14	0.48
1:A:233:PHE:HE2	1:A:413:VAL:HB	1.78	0.48
2:B:184:GLY:C	2:B:186:TRP:H	2.17	0.48
2:B:35:LEU:N	2:B:35:LEU:HD23	2.27	0.48
2:B:465:ASP:C	2:B:467:PRO:HD2	2.33	0.48
2:B:92:LEU:CD1	2:B:95:ASN:HB2	2.40	0.48
3:C:132:ILE:HA	3:C:136:TYR:CG	2.48	0.48
3:C:241:PHE:CD1	3:C:242:LEU:N	2.82	0.48
1:D:230:VAL:HA	1:D:233:PHE:HD2	1.78	0.48
1:D:236:PRO:HD3	1:D:299:HIS:CE1	2.49	0.48
4:E:142:SER:HG	4:E:209:ILE:HD11	1.74	0.48
4:E:246:ALA:HA	4:E:250:LYS:NZ	2.29	0.48
4:E:304:LEU:HA	4:E:307:SER:OG	2.14	0.48
3:C:204:ASP:OD1	3:C:205:LYS:CD	2.61	0.48
1:A:60:TRP:HH2	1:A:118:TRP:HE3	1.61	0.47
1:A:146:LEU:O	1:A:201:ILE:N	2.38	0.47
1:A:85:VAL:O	1:A:87:LEU:HD13	2.14	0.47
2:B:130:ILE:O	2:B:131:LYS:O	2.32	0.47
2:B:192:PRO:HD2	2:B:210:TYR:HB3	1.94	0.47
2:B:448:SER:HB3	2:B:452:PHE:CZ	2.49	0.47
3:C:50:GLU:HA	3:C:132:ILE:CD1	2.43	0.47
3:C:273:LEU:HD23	3:C:276:GLN:HG3	1.96	0.47
3:C:429:ILE:HG13	3:C:430:VAL:HG22	1.96	0.47
3:C:7:LEU:CD1	3:C:70:ASN:HD22	2.26	0.47
1:D:130:ILE:H	1:D:130:ILE:HD13	1.77	0.47
1:D:376:ILE:HG22	1:D:380:LYS:HZ1	1.78	0.47
4:E:174:PRO:HD3	4:E:185:ILE:CG2	2.44	0.47
4:E:216:ARG:O	4:E:217:LYS:HG2	2.12	0.47
4:E:240:TYR:O	4:E:243:PRO:CG	2.62	0.47
1:A:247:ILE:CG1	4:E:253:LEU:HD12	2.44	0.47

Continued on next page...

Continued from previous page...

Atom-1	Atom-2	Interatomic distance (Å)	Clash overlap (Å)
1:D:19:ILE:HG22	1:D:20:ARG:N	2.29	0.47
2:B:112:HIS:CD2	2:B:113:THR:HG23	2.49	0.47
1:A:27:HIS:C	1:A:28:PHE:CG	2.87	0.47
3:C:135:LEU:HD22	3:C:135:LEU:N	2.29	0.47
1:A:207:MET:H	1:A:207:MET:CE	2.25	0.47
1:A:175:GLU:O	1:A:209:ARG:HG3	2.14	0.47
1:A:244:THR:HG23	1:A:245:LEU:N	2.29	0.47
1:A:255:VAL:HA	1:A:258:LEU:HD12	1.96	0.47
1:A:82:SER:O	1:A:85:VAL:N	2.43	0.47
1:A:93:TYR:HD1	1:A:93:TYR:N	2.11	0.47
2:B:234:LEU:HA	2:B:237:LEU:HB2	1.96	0.47
1:A:252:SER:CB	2:B:257:LEU:HD22	2.43	0.47
1:A:227:PHE:HZ	2:B:303:ASN:HD22	1.62	0.47
3:C:195:LYS:O	3:C:195:LYS:HG3	2.13	0.47
3:C:307:GLY:HA2	3:C:310:LEU:CD2	2.26	0.47
3:C:35:LEU:CD2	3:C:37:LEU:HG	2.44	0.47
3:C:48:THR:OG1	3:C:285:VAL:CA	2.62	0.47
4:E:269:ALA:O	4:E:273:PRO:CG	2.62	0.47
2:B:421:PHE:HA	2:B:424:LEU:HD12	1.96	0.47
1:A:108:LEU:HD21	1:A:118:TRP:CD1	2.49	0.47
1:A:129:GLU:HG2	1:A:130:ILE:N	2.29	0.47
1:A:171:MET:HG2	1:A:173:SER:H	1.79	0.47
1:A:300:HIS:O	1:A:302:SER:N	2.46	0.47
1:A:44:ASP:O	1:A:48:GLN:N	2.47	0.47
1:A:90:LEU:HD13	1:A:100:PHE:CE2	2.41	0.47
2:B:438:LEU:CA	2:B:441:TYR:HB3	2.29	0.47
2:B:53:SER:HA	2:B:122:ALA:O	2.13	0.47
3:C:264:LEU:HA	3:C:267:GLN:HG3	1.96	0.47
1:D:257:LEU:CD1	1:D:257:LEU:C	2.82	0.47
1:D:233:PHE:CD1	1:D:409:ILE:HD12	2.45	0.47
1:D:419:ILE:HD11	1:D:420:ILE:HG23	1.94	0.47
4:E:129:ILE:CG2	4:E:133:TYR:HD2	2.22	0.47
4:E:232:ILE:O	4:E:236:VAL:HG22	2.14	0.47
4:E:238:LEU:C	4:E:242:LEU:HB3	2.34	0.47
2:B:11:LEU:H	2:B:11:LEU:CD2	2.27	0.47
1:D:159:SER:HB3	1:D:160:PRO:HD2	1.96	0.47
3:C:205:LYS:HD3	3:C:205:LYS:H	1.79	0.47
1:A:212:LEU:HA	1:A:215:VAL:HG21	1.94	0.47
3:C:59:ASP:HA	3:C:121:LEU:CB	2.44	0.47
1:D:219:ILE:HD12	1:D:219:ILE:C	2.35	0.47
1:A:27:HIS:O	1:A:28:PHE:CB	2.61	0.47

Continued on next page...

Continued from previous page...

Atom-1	Atom-2	Interatomic distance (Å)	Clash overlap (Å)
4:E:88:ASP:CG	4:E:88:ASP:O	2.52	0.47
1:A:108:LEU:CD2	1:A:118:TRP:CD1	2.98	0.47
1:A:131:ILE:C	1:A:133:THR:H	2.18	0.47
2:B:55:PHE:HA	2:B:121:SER:HA	1.96	0.47
2:B:197:TRP:CB	2:B:204:TYR:HD1	2.27	0.47
2:B:144:MET:O	2:B:209:PHE:CD2	2.68	0.47
2:B:235:ALA:O	2:B:239:PHE:CG	2.67	0.47
2:B:258:ALA:HB2	3:C:265:LEU:CG	2.43	0.47
3:C:56:VAL:CG1	3:C:126:PHE:HE2	2.21	0.47
3:C:148:PHE:O	3:C:215:VAL:HG22	2.13	0.47
3:C:181:PRO:HA	3:C:184:PHE:CB	2.43	0.47
3:C:469:THR:O	3:C:473:PHE:CB	2.58	0.47
3:C:52:LEU:HD21	3:C:130:CYS:CB	2.29	0.47
1:D:303:PRO:N	1:D:400:LYS:HD2	2.29	0.47
1:D:305:THR:OG1	1:D:401:TYR:CD2	2.66	0.47
1:D:44:ASP:OD1	1:D:46:VAL:HG23	2.15	0.47
4:E:55:ILE:HG23	4:E:119:PRO:HD2	1.96	0.47
4:E:162:GLU:HB3	4:E:191:LYS:HD3	1.96	0.47
4:E:276:SER:CB	4:E:281:LEU:HD13	2.41	0.47
4:E:251:CYS:HG	4:E:314:HIS:HE2	1.63	0.47
1:A:212:LEU:O	1:A:215:VAL:HG23	2.15	0.47
1:A:148:ILE:CD1	1:A:156:VAL:HG22	2.44	0.47
1:A:227:PHE:HZ	2:B:303:ASN:ND2	2.12	0.47
1:A:391:GLU:O	1:A:394:ASN:OD1	2.33	0.47
1:A:46:VAL:CA	1:A:272:PRO:HD3	2.45	0.47
1:A:46:VAL:N	1:A:272:PRO:HD3	2.29	0.47
2:B:28:LYS:CB	2:B:156:VAL:N	2.76	0.47
2:B:21:PRO:HB2	2:B:29:VAL:HG11	1.96	0.47
2:B:247:GLU:O	2:B:249:MET:HG3	2.15	0.47
2:B:438:LEU:HA	2:B:441:TYR:CB	2.29	0.47
2:B:82:SER:OG	2:B:108:VAL:HG21	2.15	0.47
2:B:92:LEU:CA	2:B:96:ASN:HB2	2.43	0.47
3:C:106:TYR:CE1	3:C:107:PHE:HE1	2.32	0.47
1:D:299:HIS:O	1:D:306:HIS:O	2.33	0.47
1:D:416:LEU:O	1:D:420:ILE:HG23	2.14	0.47
4:E:103:TYR:HD2	4:E:104:TYR:CD1	2.32	0.47
4:E:240:TYR:C	4:E:450:CYS:SG	2.93	0.47
2:B:136:PRO:HG2	2:B:139:TRP:N	2.29	0.47
2:B:220:TYR:CB	2:B:223:TYR:CE2	2.97	0.47
2:B:271:PRO:O	2:B:275:LEU:CD2	2.63	0.47
2:B:409:LYS:HD3	3:C:426:THR:CB	2.44	0.47

Continued on next page...

Continued from previous page...

Atom-1	Atom-2	Interatomic distance (Å)	Clash overlap (Å)
3:C:148:PHE:N	3:C:148:PHE:CD1	2.83	0.47
3:C:192:ILE:CD1	3:C:221:ILE:HG21	2.44	0.47
3:C:275:SER:O	3:C:279:PRO:CD	2.59	0.47
2:B:241:LEU:CD1	3:C:314:PHE:CE1	2.98	0.47
3:C:69:TRP:HD1	3:C:114:PRO:O	1.97	0.47
1:D:135:PHE:O	1:D:210:ILE:CD1	2.62	0.47
1:D:256:PHE:O	1:D:260:ILE:HG13	2.14	0.47
1:D:26:THR:CG2	1:D:27:HIS:H	2.19	0.47
1:D:92:LEU:HG	1:D:124:PHE:CE1	2.50	0.47
4:E:59:TRP:CE3	4:E:115:MET:HB2	2.48	0.47
2:B:9:SER:C	2:B:13:GLU:HG3	2.35	0.47
1:D:3:HIS:HB3	1:D:7:LEU:CD2	2.45	0.47
1:A:2:GLU:O	1:A:7:LEU:HD11	2.14	0.47
1:A:431:ILE:CG2	1:A:431:ILE:O	2.63	0.47
1:A:137:PHE:CD2	1:A:435:GLN:NE2	2.82	0.47
2:B:241:LEU:HG	2:B:248:LYS:HE2	1.96	0.47
2:B:299:VAL:O	2:B:302:LEU:HB3	2.14	0.47
3:C:429:ILE:O	3:C:433:ILE:HG13	2.15	0.47
3:C:7:LEU:O	3:C:10:ASP:N	2.48	0.47
1:D:135:PHE:CE1	1:D:273:LEU:CB	2.97	0.47
1:D:187:TRP:CH2	1:D:189:TYR:CG	3.02	0.47
1:D:268:SER:OG	1:D:273:LEU:HD21	2.15	0.47
1:D:37:LEU:O	1:D:169:THR:HB	2.14	0.47
1:D:420:ILE:HA	1:D:423:VAL:HB	1.96	0.47
4:E:58:GLN:CA	4:E:59:TRP:HE3	2.27	0.47
1:A:134:HIS:CD2	1:A:207:MET:HE3	2.49	0.47
1:A:133:THR:C	1:A:136:PRO:CD	2.82	0.47
2:B:284:LEU:O	2:B:288:MET:HB2	2.15	0.47
3:C:12:LEU:O	3:C:13:ILE:C	2.51	0.47
3:C:449:VAL:HG12	3:C:452:THR:HB	1.97	0.47
3:C:476:GLY:O	3:C:480:ARG:CG	2.62	0.47
3:C:58:MET:O	3:C:58:MET:CG	2.57	0.47
1:D:141:ASN:HB3	1:D:206:ILE:CG1	2.44	0.47
1:D:293:VAL:O	1:D:297:ASN:CB	2.61	0.47
4:E:86:LEU:HD13	4:E:103:TYR:CZ	2.49	0.47
4:E:200:LYS:O	4:E:200:LYS:CG	2.63	0.47
1:D:17:LYS:HG2	1:D:84:ASP:C	2.34	0.47
2:B:112:HIS:CG	2:B:113:THR:N	2.83	0.47
2:B:6:THR:O	2:B:9:SER:OG	2.27	0.47
1:D:1:SER:H2	1:D:4:GLU:HB2	1.76	0.47
1:A:207:MET:O	1:A:207:MET:CE	2.63	0.47

Continued on next page...

Continued from previous page...

Atom-1	Atom-2	Interatomic distance (Å)	Clash overlap (Å)
2:B:226:VAL:HB	2:B:230:LEU:CG	2.45	0.47
1:A:245:LEU:HD11	2:B:250:SER:O	2.15	0.47
2:B:135:PHE:CA	2:B:279:ILE:HD13	2.44	0.47
2:B:82:SER:C	2:B:84:ASP:H	2.17	0.47
3:C:153:TYR:CB	3:C:158:ILE:HB	2.39	0.47
3:C:185:THR:HG22	3:C:187:ASN:H	1.78	0.47
1:D:37:LEU:N	1:D:164:ARG:HH22	2.11	0.47
1:D:189:TYR:HA	1:D:197:PRO:CG	2.44	0.47
1:D:231:LEU:HD22	1:D:235:LEU:HD21	1.97	0.47
1:D:285:VAL:C	1:D:287:SER:N	2.65	0.47
1:D:302:SER:HB3	1:D:400:LYS:CG	2.45	0.47
4:E:163:GLU:O	4:E:164:GLY:C	2.53	0.47
4:E:309:ARG:CD	4:E:310:THR:HG23	2.45	0.47
4:E:284:LYS:H	4:E:284:LYS:HE3	1.64	0.47
1:D:101:ALA:O	1:D:102:ILE:CB	2.62	0.47
2:B:4:GLU:OE2	2:B:70:ALA:HB3	2.14	0.47
1:D:137:PHE:CB	1:D:435:GLN:HG3	2.41	0.47
1:A:208:GLN:OE1	1:A:435:GLN:CG	2.63	0.47
1:A:420:ILE:O	1:A:424:SER:N	2.41	0.47
2:B:136:PRO:HB3	2:B:280:ILE:CD1	2.42	0.47
2:B:86:TRP:HD1	2:B:151:TYR:CZ	2.33	0.47
2:B:180:PHE:CE1	2:B:181:THR:O	2.68	0.47
2:B:233:ILE:O	2:B:237:LEU:CB	2.60	0.47
2:B:88:PRO:C	2:B:90:ILE:N	2.68	0.47
3:C:434:LYS:HG2	3:C:435:GLU:N	2.29	0.47
3:C:63:TYR:CZ	3:C:115:ASN:O	2.68	0.47
1:D:280:PHE:O	1:D:284:PHE:CG	2.68	0.47
1:D:36:GLN:O	1:D:54:VAL:HA	2.14	0.47
4:E:136:PHE:O	4:E:138:TRP:CZ2	2.68	0.47
4:E:209:ILE:HG12	4:E:211:PHE:CE1	2.43	0.47
4:E:22:LYS:HE2	4:E:26:HIS:HB3	1.97	0.47
1:D:238:ASP:CB	4:E:308:LEU:HD22	2.44	0.47
2:B:72:TYR:CD1	2:B:112:HIS:HB2	2.45	0.47
1:A:62:ASP:HB3	1:A:65:LEU:HD12	1.97	0.47
1:A:304:SER:H	1:A:400:LYS:CD	2.20	0.47
2:B:196:ASN:C	2:B:196:ASN:OD1	2.52	0.47
2:B:298:SER:C	2:B:301:VAL:HG22	2.35	0.47
3:C:114:PRO:HG2	3:C:115:ASN:H	1.80	0.47
3:C:144:CYS:SG	3:C:146:LEU:CD1	2.94	0.47
3:C:30:VAL:HG11	3:C:159:SER:HB3	1.93	0.47
1:D:221:PRO:O	1:D:225:PHE:HB3	2.15	0.47

Continued on next page...

Continued from previous page...

Atom-1	Atom-2	Interatomic distance (Å)	Clash overlap (Å)
1:D:45:GLU:OE2	1:D:135:PHE:CD2	2.68	0.47
4:E:219:LEU:CB	4:E:222:ILE:HB	2.45	0.47
4:E:270:GLN:O	4:E:273:PRO:HD2	2.15	0.47
4:E:10:LEU:HD22	4:E:64:LEU:HD21	1.97	0.47
1:A:247:ILE:HG13	4:E:253:LEU:HD12	1.96	0.46
1:A:397:GLU:HA	1:A:400:LYS:HG3	1.96	0.46
1:A:301:ARG:HH22	1:A:406:ILE:HD11	1.80	0.46
1:A:46:VAL:HA	1:A:272:PRO:HD3	1.97	0.46
2:B:131:LYS:HZ3	2:B:132:VAL:HB	1.74	0.46
2:B:146:PHE:O	2:B:147:LYS:HB2	2.15	0.46
2:B:38:THR:O	2:B:179:ALA:HB1	2.15	0.46
3:C:17:TYR:CD1	3:C:18:ASN:N	2.83	0.46
3:C:139:PHE:O	3:C:222:ARG:HG2	2.14	0.46
3:C:241:PHE:C	3:C:241:PHE:HD1	2.17	0.46
3:C:262:CYS:SG	1:D:251:LEU:HD11	2.56	0.46
3:C:279:PRO:HG2	3:C:280:GLU:N	2.30	0.46
3:C:54:THR:O	3:C:126:PHE:CE2	2.68	0.46
1:D:146:LEU:O	1:D:201:ILE:N	2.39	0.46
1:D:217:ASN:O	1:D:221:PRO:CD	2.63	0.46
1:D:395:ALA:O	1:D:399:TRP:CG	2.67	0.46
4:E:310:THR:CB	4:E:313:THR:HG22	2.45	0.46
4:E:1:ASN:C	4:E:3:GLU:N	2.68	0.46
1:A:130:ILE:HD13	1:A:130:ILE:N	2.29	0.46
1:A:130:ILE:O	1:A:134:HIS:CB	2.63	0.46
1:A:255:VAL:HG23	4:E:264:PHE:CD1	2.51	0.46
1:A:303:PRO:CB	1:A:400:LYS:CE	2.86	0.46
2:B:130:ILE:HD12	2:B:134:TYR:HE2	1.78	0.46
2:B:187:SER:O	2:B:214:GLN:O	2.33	0.46
2:B:253:ILE:CD1	2:B:302:LEU:HD11	2.45	0.46
2:B:256:LEU:CD1	2:B:302:LEU:HD22	2.43	0.46
1:D:254:THR:OG1	1:D:258:LEU:CD1	2.63	0.46
1:D:276:LYS:HA	1:D:279:LEU:CD1	2.45	0.46
1:D:419:ILE:HA	1:D:422:THR:HG22	1.96	0.46
1:D:417:ILE:HA	1:D:420:ILE:HG12	1.96	0.46
4:E:162:GLU:OE1	4:E:191:LYS:HG3	2.15	0.46
4:E:265:LEU:C	4:E:268:ILE:HG23	2.34	0.46
4:E:270:GLN:HA	4:E:273:PRO:HG3	1.97	0.46
2:B:430:TYR:CD1	2:B:430:TYR:O	2.66	0.46
1:A:186:HIS:HE1	1:A:187:TRP:O	1.96	0.46
1:A:244:THR:O	1:A:247:ILE:CB	2.63	0.46
1:A:281:THR:HG23	1:A:282:MET:N	2.30	0.46

Continued on next page...

Continued from previous page...

Atom-1	Atom-2	Interatomic distance (Å)	Clash overlap (Å)
1:A:304:SER:CB	1:A:397:GLU:HG2	2.29	0.46
1:A:41:ILE:CG2	1:A:123:ILE:HD11	2.45	0.46
1:A:45:GLU:OE1	1:A:209:ARG:HD3	2.15	0.46
2:B:147:LYS:CG	2:B:148:SER:H	2.26	0.46
2:B:441:TYR:O	2:B:444:ILE:HG22	2.16	0.46
2:B:463:PRO:HB2	2:B:464:PRO:CD	2.45	0.46
3:C:63:TYR:CD1	3:C:116:GLY:HA3	2.50	0.46
3:C:141:TRP:CH2	3:C:223:ARG:CB	2.98	0.46
3:C:30:VAL:CG1	3:C:159:SER:CB	2.88	0.46
1:D:146:LEU:HD22	1:D:203:TYR:OH	2.16	0.46
1:D:170:PHE:CD1	1:D:170:PHE:C	2.89	0.46
1:D:235:LEU:CD2	4:E:308:LEU:CG	2.93	0.46
1:D:404:MET:O	1:D:407:ASP:OD1	2.33	0.46
1:A:66:ARG:O	1:A:67:TRP:CE3	2.68	0.46
1:A:28:PHE:CD1	1:A:154:THR:HA	2.50	0.46
1:A:131:ILE:HG13	1:A:133:THR:HB	1.97	0.46
2:B:118:TRP:C	2:B:119:HIS:HD2	2.18	0.46
2:B:136:PRO:CG	2:B:280:ILE:HD11	2.46	0.46
2:B:196:ASN:C	2:B:197:TRP:CG	2.89	0.46
2:B:247:GLU:C	2:B:249:MET:N	2.65	0.46
2:B:279:ILE:CG2	2:B:280:ILE:N	2.48	0.46
2:B:450:GLY:O	2:B:454:ILE:CG1	2.59	0.46
2:B:466:ASN:C	2:B:468:PHE:H	2.18	0.46
3:C:111:LEU:CB	3:C:119:THR:OG1	2.55	0.46
3:C:4:GLU:HG3	3:C:5:GLU:N	2.30	0.46
1:D:94:ASN:O	1:D:127:TYR:O	2.34	0.46
1:D:135:PHE:O	1:D:210:ILE:CG1	2.63	0.46
1:D:92:LEU:HB2	1:D:96:ALA:CA	2.46	0.46
4:E:103:TYR:CD2	4:E:104:TYR:N	2.83	0.46
4:E:56:GLU:HB2	4:E:118:LEU:HD11	1.97	0.46
4:E:195:ASN:O	4:E:204:ASP:OD1	2.34	0.46
4:E:219:LEU:HD23	4:E:221:TYR:CE2	2.51	0.46
1:A:80:LEU:C	1:A:80:LEU:HD12	2.35	0.46
2:B:429:GLN:HE21	2:B:429:GLN:HA	1.81	0.46
1:A:265:PRO:C	1:A:268:SER:HB3	2.36	0.46
2:B:46:LYS:CD	2:B:275:LEU:O	2.64	0.46
3:C:58:MET:CE	3:C:105:ALA:O	2.64	0.46
3:C:122:PRO:CB	3:C:123:PRO:CD	2.87	0.46
3:C:37:LEU:HD11	3:C:148:PHE:CG	2.50	0.46
3:C:299:VAL:O	3:C:303:VAL:CG2	2.52	0.46
1:D:45:GLU:CG	1:D:272:PRO:CG	2.57	0.46

Continued on next page...

Continued from previous page...

Atom-1	Atom-2	Interatomic distance (Å)	Clash overlap (Å)
4:E:14:TYR:HD2	4:E:16:LYS:NZ	2.09	0.46
4:E:307:SER:O	4:E:314:HIS:O	2.32	0.46
1:A:51:GLU:HA	1:A:124:PHE:O	2.15	0.46
1:A:129:GLU:CD	1:A:140:GLN:HG2	2.36	0.46
1:A:221:PRO:HA	1:A:224:LEU:CB	2.36	0.46
1:A:132:VAL:O	1:A:274:ILE:CA	2.63	0.46
2:B:62:ASP:C	2:B:64:ARG:N	2.67	0.46
3:C:181:PRO:CD	3:C:192:ILE:HG21	2.45	0.46
3:C:249:LEU:N	3:C:249:LEU:CD1	2.79	0.46
3:C:481:PRO:HA	3:C:484:LYS:NZ	2.31	0.46
1:D:166:ASP:OD2	1:D:205:PHE:CD2	2.69	0.46
1:D:374:SER:O	1:D:377:GLU:HB3	2.16	0.46
1:D:399:TRP:HE3	1:D:399:TRP:HA	1.79	0.46
4:E:19:LYS:CG	4:E:20:PRO:HD2	2.45	0.46
4:E:183:TRP:HA	4:E:216:ARG:HG2	1.95	0.46
4:E:261:GLN:HG3	4:E:262:THR:N	2.29	0.46
4:E:272:VAL:O	4:E:275:THR:HB	2.15	0.46
4:E:313:THR:C	4:E:314:HIS:ND1	2.69	0.46
4:E:472:ASN:ND2	4:E:476:GLU:HG3	2.31	0.46
2:B:9:SER:CA	2:B:12:PHE:CD1	2.89	0.46
2:B:75:ILE:HD12	2:B:78:LEU:HB2	1.98	0.46
1:A:212:LEU:CA	1:A:215:VAL:HG23	2.40	0.46
1:A:171:MET:HG2	1:A:173:SER:N	2.31	0.46
1:A:407:ASP:O	1:A:410:LEU:HB3	2.16	0.46
2:B:16:ASN:OD1	2:B:18:LYS:CD	2.63	0.46
2:B:234:LEU:O	2:B:238:VAL:N	2.49	0.46
2:B:235:ALA:C	2:B:239:PHE:CD2	2.89	0.46
2:B:60:TRP:CG	2:B:61:THR:N	2.83	0.46
3:C:427:ASN:O	3:C:431:LYS:HG3	2.15	0.46
1:D:43:VAL:HG21	1:D:50:VAL:HG13	1.96	0.46
4:E:155:VAL:CG1	4:E:205:PHE:HE1	2.28	0.46
4:E:20:PRO:HB3	4:E:61:ASP:OD2	2.15	0.46
4:E:262:THR:HG23	4:E:265:LEU:HD12	1.96	0.46
4:E:451:PHE:HA	4:E:454:ALA:HB3	1.98	0.46
4:E:61:ASP:OD1	4:E:63:ARG:HB3	2.15	0.46
1:D:106:THR:CG2	1:D:107:LYS:H	2.09	0.46
3:C:66:ARG:NH1	3:C:66:ARG:CG	2.69	0.46
1:A:284:PHE:N	1:A:284:PHE:CD1	2.82	0.46
2:B:90:ILE:HA	2:B:147:LYS:C	2.35	0.46
2:B:153:THR:HB	2:B:204:TYR:CB	2.13	0.46
2:B:226:VAL:O	2:B:230:LEU:N	2.30	0.46

Continued on next page...

Continued from previous page...

Atom-1	Atom-2	Interatomic distance (Å)	Clash overlap (Å)
2:B:133:MET:N	2:B:279:ILE:HG23	2.30	0.46
3:C:238:LEU:HA	3:C:241:PHE:CD2	2.50	0.46
3:C:245:LEU:HB3	3:C:249:LEU:CD1	2.46	0.46
3:C:137:PHE:CE1	3:C:288:ILE:CG2	2.99	0.46
3:C:3:GLU:O	3:C:3:GLU:CG	2.59	0.46
3:C:471:PHE:CD1	3:C:472:ILE:N	2.84	0.46
1:D:89:ASP:HB2	1:D:149:TRP:CD1	2.51	0.46
1:D:287:SER:HA	1:D:290:ILE:HD11	1.93	0.46
4:E:54:TRP:C	4:E:118:LEU:HD21	2.36	0.46
4:E:99:PHE:CZ	4:E:123:TYR:HE2	2.34	0.46
4:E:44:GLU:HB3	4:E:280:PRO:CB	2.44	0.46
2:B:68:ASP:O	2:B:72:TYR:HD2	1.98	0.46
3:C:98:ASN:C	3:C:100:GLY:H	2.17	0.46
4:E:100:GLU:HG3	4:E:122:ILE:O	2.16	0.46
1:A:104:HIS:HB2	1:A:105:MET:SD	2.56	0.46
1:A:221:PRO:CA	1:A:224:LEU:HD23	2.45	0.46
1:A:227:PHE:CZ	2:B:303:ASN:ND2	2.84	0.46
1:A:277:TYR:O	1:A:280:PHE:CG	2.69	0.46
2:B:203:SER:O	2:B:205:GLU:HG2	2.16	0.46
2:B:220:TYR:N	2:B:220:TYR:CD1	2.84	0.46
2:B:406:GLU:HG2	2:B:409:LYS:CD	2.46	0.46
3:C:22:ARG:NE	3:C:153:TYR:CE2	2.84	0.46
3:C:42:LEU:O	3:C:185:THR:HB	2.16	0.46
3:C:271:LEU:C	3:C:271:LEU:HD23	2.36	0.46
3:C:82:LEU:O	3:C:87:ILE:HG13	2.16	0.46
3:C:82:LEU:O	3:C:87:ILE:HD11	2.16	0.46
1:D:227:PHE:HE1	1:D:231:LEU:HD21	1.80	0.46
1:D:305:THR:OG1	1:D:401:TYR:HB3	2.15	0.46
4:E:151:ASN:CA	4:E:205:PHE:HB2	2.46	0.46
4:E:74:ILE:HD13	4:E:74:ILE:H	1.81	0.46
3:C:59:ASP:OD1	3:C:121:LEU:HB2	2.16	0.46
3:C:125:ILE:O	3:C:125:ILE:HG22	2.16	0.46
1:A:263:LEU:HD23	1:A:263:LEU:N	2.31	0.46
1:A:292:THR:O	1:A:293:VAL:C	2.55	0.46
1:A:92:LEU:N	1:A:92:LEU:CD2	2.79	0.46
2:B:439:PHE:O	2:B:442:ILE:CG2	2.63	0.46
3:C:111:LEU:O	3:C:118:VAL:HG13	2.15	0.46
3:C:318:SER:CB	3:C:447:ASN:ND2	2.72	0.46
3:C:37:LEU:O	3:C:178:ILE:CD1	2.63	0.46
2:B:409:LYS:NZ	3:C:423:ILE:HG22	2.31	0.46
1:D:149:TRP:CD2	1:D:150:THR:N	2.84	0.46

Continued on next page...

Continued from previous page...

Atom-1	Atom-2	Interatomic distance (Å)	Clash overlap (Å)
4:E:172:ILE:CG1	4:E:174:PRO:HD2	2.21	0.46
1:D:263:LEU:CD1	4:E:266:PHE:CZ	2.90	0.46
4:E:453:ILE:HD12	4:E:454:ALA:CA	2.46	0.46
3:C:436:LYS:O	3:C:439:TYR:HB2	2.15	0.46
1:A:102:ILE:HG22	1:A:102:ILE:O	2.16	0.45
1:A:130:ILE:CG1	1:A:131:ILE:N	2.79	0.45
1:A:136:PRO:C	1:A:277:TYR:OH	2.55	0.45
1:A:147:GLY:HA2	1:A:158:ILE:HD13	1.98	0.45
1:A:46:VAL:HG12	1:A:47:ASN:N	2.31	0.45
2:B:134:TYR:CD1	2:B:213:ILE:CG1	2.89	0.45
2:B:311:THR:HG22	2:B:312:HIS:N	2.30	0.45
2:B:258:ALA:HB2	3:C:265:LEU:CD2	2.44	0.45
1:D:225:PHE:C	1:D:225:PHE:CD1	2.90	0.45
1:D:257:LEU:C	1:D:260:ILE:H	2.19	0.45
1:D:413:VAL:HA	1:D:416:LEU:HB2	1.98	0.45
1:D:89:ASP:O	1:D:149:TRP:CB	2.55	0.45
4:E:240:TYR:C	4:E:243:PRO:HD2	2.36	0.45
1:A:3:HIS:O	1:A:7:LEU:N	2.38	0.45
1:A:133:THR:O	1:A:136:PRO:CG	2.64	0.45
1:A:155:LYS:HA	1:A:155:LYS:HD3	1.66	0.45
1:A:416:LEU:CA	1:A:419:ILE:HG22	2.46	0.45
2:B:101:GLU:CD	2:B:123:ILE:HG22	2.37	0.45
2:B:143:THR:CG2	2:B:145:VAL:HG22	2.45	0.45
2:B:241:LEU:CD2	2:B:248:LYS:HE2	2.44	0.45
2:B:268:ASP:O	2:B:271:PRO:HD2	2.17	0.45
2:B:31:VAL:HG21	2:B:86:TRP:CZ3	2.50	0.45
2:B:456:LEU:HA	2:B:459:SER:OG	2.17	0.45
2:B:47:ASN:HB2	2:B:49:GLU:OE1	2.16	0.45
2:B:62:ASP:OD1	2:B:65:LEU:N	2.49	0.45
3:C:273:LEU:O	3:C:277:ARG:HD2	2.17	0.45
3:C:290:LYS:O	3:C:294:PHE:CE2	2.69	0.45
3:C:437:ASN:O	3:C:441:GLU:HG3	2.16	0.45
3:C:7:LEU:HD12	3:C:70:ASN:HB2	1.98	0.45
1:D:213:TYR:O	1:D:216:VAL:HG23	2.15	0.45
1:D:291:VAL:O	1:D:295:VAL:N	2.40	0.45
4:E:172:ILE:HG22	4:E:175:GLU:HB3	1.98	0.45
4:E:241:PHE:CG	4:E:450:CYS:SG	3.09	0.45
4:E:279:VAL:HB	4:E:280:PRO:CD	2.43	0.45
4:E:472:ASN:ND2	4:E:472:ASN:O	2.48	0.45
1:D:21:PRO:HG3	1:D:60:TRP:HZ2	1.78	0.45
3:C:94:LEU:N	3:C:94:LEU:HD23	2.31	0.45

Continued on next page...

Continued from previous page...

Atom-1	Atom-2	Interatomic distance (Å)	Clash overlap (Å)
1:A:89:ASP:CG	1:A:150:THR:H	2.19	0.45
1:A:413:VAL:HG12	1:A:417:ILE:CG1	2.47	0.45
2:B:177:GLN:HA	2:B:180:PHE:CB	2.46	0.45
2:B:226:VAL:O	2:B:230:LEU:CB	2.64	0.45
3:C:106:TYR:O	3:C:107:PHE:CD1	2.70	0.45
3:C:137:PHE:C	3:C:137:PHE:CD1	2.89	0.45
3:C:14:VAL:HB	3:C:86:LEU:HD21	1.99	0.45
3:C:481:PRO:HA	3:C:484:LYS:HZ3	1.81	0.45
3:C:123:PRO:HD3	1:D:149:TRP:CZ2	2.52	0.45
4:E:22:LYS:CG	4:E:23:THR:N	2.78	0.45
1:D:238:ASP:CB	4:E:308:LEU:CD2	2.84	0.45
4:E:95:VAL:HG22	4:E:123:TYR:CD2	2.52	0.45
2:B:7:LEU:CD1	2:B:69:PRO:HD2	2.45	0.45
1:D:107:LYS:N	1:D:107:LYS:CD	2.72	0.45
3:C:204:ASP:H	3:C:207:PRO:CG	2.27	0.45
1:A:289:ILE:O	1:A:292:THR:OG1	2.34	0.45
1:A:387:LYS:O	1:A:390:GLU:HG3	2.16	0.45
2:B:137:PHE:HB2	2:B:464:PRO:HG2	1.97	0.45
2:B:185:GLN:C	2:B:216:LYS:HZ2	2.20	0.45
2:B:234:LEU:CA	2:B:237:LEU:HB2	2.46	0.45
2:B:46:LYS:HG3	2:B:278:PRO:CD	2.47	0.45
3:C:84:PRO:HG2	3:C:85:GLU:CD	2.37	0.45
1:D:35:LEU:CD2	1:D:164:ARG:NH1	2.64	0.45
1:D:257:LEU:HA	1:D:260:ILE:CB	2.46	0.45
1:D:26:THR:CG2	1:D:27:HIS:N	2.79	0.45
1:D:408:HIS:O	1:D:412:CYS:CB	2.63	0.45
3:C:233:ILE:C	3:C:235:PRO:HD2	2.36	0.45
1:A:104:HIS:C	1:A:105:MET:SD	2.95	0.45
1:A:385:HIS:ND1	1:A:385:HIS:C	2.70	0.45
1:A:219:ILE:CG2	1:A:219:ILE:O	2.64	0.45
2:B:211:LEU:HB3	2:B:213:ILE:HG22	1.98	0.45
2:B:238:VAL:CA	2:B:248:LYS:HZ1	2.30	0.45
3:C:108:CYS:SG	3:C:109:ASN:N	2.89	0.45
3:C:143:ASN:HA	3:C:220:ILE:HA	1.98	0.45
3:C:224:LYS:HZ3	3:C:291:TYR:HE2	1.65	0.45
3:C:257:MET:CE	3:C:320:HIS:O	2.64	0.45
3:C:427:ASN:CA	3:C:430:VAL:HG23	2.38	0.45
1:D:48:GLN:HB2	1:D:130:ILE:HG23	1.98	0.45
1:D:242:LYS:HB2	1:D:245:LEU:HB2	1.99	0.45
4:E:19:LYS:HZ3	4:E:154:GLU:HB2	1.74	0.45
4:E:237:VAL:HA	4:E:240:TYR:HB2	1.98	0.45

Continued on next page...

Continued from previous page...

Atom-1	Atom-2	Interatomic distance (Å)	Clash overlap (Å)
4:E:89:VAL:CG2	4:E:99:PHE:CZ	2.95	0.45
3:C:204:ASP:CG	3:C:205:LYS:H	2.20	0.45
2:B:226:VAL:HG23	2:B:227:PRO:CD	2.46	0.45
2:B:265:LEU:HA	2:B:268:ASP:OD2	2.17	0.45
2:B:132:VAL:CG1	2:B:279:ILE:CA	2.87	0.45
3:C:33:ILE:HD12	3:C:158:ILE:HG12	1.99	0.45
3:C:216:THR:O	3:C:217:PHE:CD1	2.59	0.45
3:C:263:VAL:O	3:C:267:GLN:HG3	2.17	0.45
3:C:37:LEU:HD11	3:C:148:PHE:CD1	2.52	0.45
1:D:53:ASN:CB	1:D:123:ILE:HG12	2.35	0.45
1:D:415:MET:O	1:D:419:ILE:N	2.49	0.45
4:E:239:VAL:HA	4:E:242:LEU:CD2	2.45	0.45
4:E:30:VAL:O	4:E:158:GLN:CG	2.60	0.45
1:D:57:ARG:HG3	1:D:117:MET:SD	2.56	0.45
1:D:426:PHE:CE1	1:D:430:LEU:CD1	2.99	0.45
1:A:146:LEU:CD1	1:A:146:LEU:N	2.80	0.45
1:A:146:LEU:HD22	1:A:203:TYR:OH	2.17	0.45
2:B:236:ILE:HA	2:B:239:PHE:CD2	2.52	0.45
3:C:306:CYS:C	3:C:309:VAL:HB	2.37	0.45
1:D:37:LEU:HD13	1:D:54:VAL:CG1	2.47	0.45
4:E:86:LEU:HD13	4:E:103:TYR:OH	2.16	0.45
4:E:293:SER:HA	4:E:296:ILE:HG23	1.99	0.45
1:A:382:ILE:HD12	4:E:424:LYS:NZ	2.31	0.45
4:E:74:ILE:HG12	4:E:76:LEU:O	2.17	0.45
1:A:138:ASP:O	1:A:139:GLN:CD	2.55	0.45
1:A:262:GLU:CG	4:E:271:LYS:HZ1	2.28	0.45
1:A:286:ILE:C	1:A:289:ILE:HB	2.37	0.45
2:B:131:LYS:C	2:B:133:MET:H	2.20	0.45
2:B:130:ILE:CB	2:B:134:TYR:CE2	2.99	0.45
2:B:45:GLU:OE1	2:B:134:TYR:HB3	2.17	0.45
2:B:456:LEU:O	2:B:460:HIS:N	2.38	0.45
2:B:90:ILE:HA	2:B:147:LYS:O	2.17	0.45
3:C:12:LEU:HD12	3:C:16:LYS:CE	2.47	0.45
1:D:227:PHE:CE1	1:D:231:LEU:HG	2.52	0.45
1:D:401:TYR:HD1	1:D:401:TYR:O	2.00	0.45
1:D:53:ASN:ND2	1:D:121:PRO:O	2.50	0.45
4:E:236:VAL:O	4:E:240:TYR:N	2.50	0.45
4:E:91:LEU:HD13	4:E:145:PHE:CA	2.47	0.45
4:E:91:LEU:H	4:E:95:VAL:HB	1.81	0.45
2:B:7:LEU:O	2:B:8:LEU:C	2.55	0.45
4:E:5:ARG:H	4:E:5:ARG:HG2	1.33	0.45

Continued on next page...

Continued from previous page...

Atom-1	Atom-2	Interatomic distance (Å)	Clash overlap (Å)
3:C:205:LYS:N	3:C:205:LYS:HD3	2.31	0.45
1:A:170:PHE:HE1	1:A:176:TRP:CD1	2.34	0.45
1:A:227:PHE:C	1:A:230:VAL:HB	2.36	0.45
1:A:236:PRO:HB3	1:A:299:HIS:CE1	2.52	0.45
1:A:415:MET:O	1:A:419:ILE:N	2.50	0.45
2:B:134:TYR:C	2:B:279:ILE:HD13	2.36	0.45
2:B:138:ASP:HA	2:B:467:PRO:HG2	1.99	0.45
3:C:132:ILE:HG22	3:C:133:ASN:O	2.17	0.45
3:C:219:LEU:HG	3:C:221:ILE:HG23	1.98	0.45
3:C:292:LEU:HD23	3:C:295:ILE:HD12	1.98	0.45
3:C:306:CYS:CA	3:C:309:VAL:HB	2.47	0.45
3:C:30:VAL:HG11	3:C:159:SER:CA	2.47	0.45
3:C:447:ASN:O	3:C:448:LEU:C	2.54	0.45
1:D:35:LEU:HD11	1:D:54:VAL:CG2	2.43	0.45
1:D:36:GLN:NE2	1:D:38:ILE:CG1	2.80	0.45
1:D:29:VAL:HG11	1:D:60:TRP:NE1	2.27	0.45
1:D:3:HIS:O	1:D:7:LEU:N	2.45	0.45
4:E:66:TRP:CB	4:E:70:GLU:HB3	2.47	0.45
1:A:137:PHE:CD1	1:A:435:GLN:OE1	2.70	0.45
2:B:221:ILE:HA	2:B:224:THR:HB	1.99	0.45
2:B:232:SER:HA	2:B:235:ALA:CB	2.42	0.45
3:C:80:LEU:O	3:C:112:VAL:HG23	2.16	0.45
1:D:273:LEU:HD23	1:D:273:LEU:O	2.17	0.45
4:E:173:ASP:H	4:E:188:ARG:CB	2.29	0.45
4:E:28:ILE:HG12	4:E:29:ASP:N	2.32	0.45
1:D:17:LYS:HE3	1:D:84:ASP:HA	1.99	0.45
1:D:60:TRP:CE2	1:D:86:TRP:CH2	3.05	0.45
1:D:32:THR:HB	1:D:59:GLN:O	2.17	0.45
1:A:201:ILE:HG22	1:A:203:TYR:CE1	2.52	0.44
2:B:117:SER:CB	2:B:119:HIS:NE2	2.80	0.44
2:B:145:VAL:HG13	2:B:208:THR:HA	1.99	0.44
3:C:253:SER:OG	1:D:306:HIS:CB	2.64	0.44
3:C:462:THR:O	3:C:466:VAL:CG2	2.61	0.44
4:E:105:ALA:HB3	4:E:117:TRP:HE1	1.83	0.44
4:E:312:ASN:H	4:E:440:VAL:HG11	1.82	0.44
4:E:81:SER:OG	4:E:82:GLU:N	2.39	0.44
1:A:179:LYS:HB2	1:A:206:ILE:HG22	1.99	0.44
1:A:187:TRP:HE1	1:A:196:THR:CG2	2.28	0.44
1:A:259:VAL:HG13	1:A:262:GLU:OE1	2.17	0.44
1:A:250:LEU:HD13	1:A:296:ILE:HG21	1.95	0.44
1:A:92:LEU:HB2	1:A:95:ASN:HB2	1.98	0.44

Continued on next page...

Continued from previous page...

Atom-1	Atom-2	Interatomic distance (Å)	Clash overlap (Å)
2:B:241:LEU:HD13	3:C:314:PHE:CG	2.52	0.44
3:C:132:ILE:C	3:C:136:TYR:HB2	2.34	0.44
1:D:236:PRO:CB	1:D:299:HIS:HE2	2.21	0.44
4:E:109:VAL:HG22	4:E:115:MET:HE3	1.99	0.44
4:E:271:LYS:N	4:E:273:PRO:HD2	2.31	0.44
4:E:311:PRO:CD	4:E:440:VAL:HG22	2.47	0.44
1:D:219:ILE:HD12	1:D:219:ILE:O	2.17	0.44
1:A:139:GLN:HB2	1:A:207:MET:C	2.36	0.44
1:A:256:PHE:N	1:A:256:PHE:CD1	2.85	0.44
2:B:144:MET:HB2	2:B:209:PHE:HB2	1.98	0.44
2:B:16:ASN:HA	2:B:17:PRO:HD2	1.72	0.44
2:B:181:THR:O	2:B:181:THR:CG2	2.63	0.44
2:B:289:ILE:HG22	2:B:293:PHE:CE2	2.53	0.44
2:B:85:VAL:CG1	2:B:86:TRP:N	2.80	0.44
3:C:141:TRP:CB	3:C:221:ILE:O	2.66	0.44
3:C:273:LEU:CD2	3:C:276:GLN:HB2	2.44	0.44
2:B:241:LEU:HD13	3:C:314:PHE:CD1	2.53	0.44
1:D:131:ILE:CD1	1:D:133:THR:CB	2.95	0.44
1:D:146:LEU:N	1:D:146:LEU:CD1	2.80	0.44
1:D:252:SER:OG	1:D:253:LEU:N	2.48	0.44
1:D:413:VAL:O	1:D:417:ILE:N	2.45	0.44
1:D:419:ILE:CD1	1:D:420:ILE:CG2	2.92	0.44
4:E:214:ILE:CD1	4:E:214:ILE:C	2.82	0.44
4:E:225:ILE:O	4:E:228:PRO:HG2	2.17	0.44
2:B:68:ASP:O	2:B:72:TYR:CB	2.62	0.44
1:D:107:LYS:H	1:D:107:LYS:CD	2.24	0.44
1:A:37:LEU:H	1:A:164:ARG:NH2	2.14	0.44
1:A:176:TRP:HD1	1:A:207:MET:HG3	1.82	0.44
1:A:145:LYS:HZ3	1:A:202:THR:HG21	1.82	0.44
1:A:223:LEU:HA	1:A:226:SER:CB	2.48	0.44
1:A:247:ILE:HG22	1:A:248:SER:H	1.82	0.44
1:A:249:VAL:CG1	1:A:253:LEU:HD23	2.44	0.44
1:A:279:LEU:HD13	1:A:282:MET:HG2	2.00	0.44
1:A:285:VAL:HG13	1:A:286:ILE:CG1	2.47	0.44
1:A:234:TYR:CE2	1:A:410:LEU:HD11	2.51	0.44
1:A:89:ASP:OD1	1:A:149:TRP:N	2.46	0.44
2:B:107:ASN:HB2	3:C:152:ASN:CG	2.38	0.44
2:B:136:PRO:O	2:B:139:TRP:N	2.43	0.44
2:B:432:ALA:O	2:B:436:ASP:OD2	2.36	0.44
2:B:60:TRP:CD1	2:B:61:THR:N	2.85	0.44
3:C:137:PHE:H	3:C:138:PRO:CD	2.29	0.44

Continued on next page...

Continued from previous page...

Atom-1	Atom-2	Interatomic distance (Å)	Clash overlap (Å)
3:C:180:ASP:CG	3:C:219:LEU:HD13	2.37	0.44
3:C:271:LEU:HD23	3:C:271:LEU:O	2.16	0.44
3:C:449:VAL:CG1	3:C:452:THR:HG21	2.42	0.44
1:D:38:ILE:O	1:D:39:GLN:CG	2.66	0.44
1:D:46:VAL:HA	1:D:272:PRO:CG	2.47	0.44
1:D:37:LEU:HB2	1:D:54:VAL:HG13	1.99	0.44
4:E:279:VAL:CB	4:E:280:PRO:CD	2.96	0.44
4:E:444:LYS:O	4:E:448:LYS:CG	2.60	0.44
1:A:72:TYR:C	1:A:72:TYR:HD1	2.18	0.44
1:A:9:ALA:O	1:A:13:GLU:HG3	2.16	0.44
1:A:45:GLU:CD	1:A:134:HIS:ND1	2.71	0.44
1:A:135:PHE:O	1:A:135:PHE:CG	2.70	0.44
1:A:209:ARG:HG2	1:A:210:ILE:H	1.80	0.44
1:A:398:GLU:C	1:A:400:LYS:N	2.70	0.44
2:B:144:MET:CE	2:B:191:LYS:CE	2.85	0.44
2:B:37:LEU:CD2	2:B:179:ALA:C	2.84	0.44
2:B:220:TYR:HD2	2:B:223:TYR:HH	1.64	0.44
2:B:248:LYS:HE2	2:B:248:LYS:HB2	1.79	0.44
2:B:298:SER:CA	2:B:301:VAL:HG22	2.48	0.44
3:C:142:GLN:CG	3:C:143:ASN:N	2.53	0.44
1:D:134:HIS:CE1	1:D:209:ARG:CD	2.75	0.44
1:D:266:SER:O	1:D:270:ALA:CB	2.65	0.44
1:D:290:ILE:HG13	1:D:291:VAL:N	2.33	0.44
1:D:298:THR:O	1:D:301:ARG:HG2	2.17	0.44
1:D:33:VAL:HB	1:D:158:ILE:HG21	1.99	0.44
1:A:247:ILE:HG12	4:E:253:LEU:CD1	2.47	0.44
4:E:58:GLN:HA	4:E:59:TRP:HE3	1.82	0.44
1:D:67:TRP:CG	1:D:71:ASP:HB3	2.53	0.44
1:A:62:ASP:O	1:A:64:ARG:N	2.49	0.44
1:A:422:THR:HA	1:A:425:VAL:CG1	2.48	0.44
1:A:160:PRO:HG3	1:A:185:LYS:CE	2.47	0.44
1:A:68:ASN:CG	1:A:69:PRO:HD2	2.38	0.44
1:A:261:VAL:C	1:A:265:PRO:HD3	2.36	0.44
3:C:22:ARG:HG2	3:C:153:TYR:CE2	2.52	0.44
1:D:209:ARG:C	1:D:210:ILE:HG13	2.38	0.44
1:D:229:THR:C	1:D:232:VAL:HB	2.34	0.44
1:D:35:LEU:HD11	1:D:54:VAL:CG1	2.36	0.44
1:D:397:GLU:HG3	1:D:401:TYR:HE2	1.83	0.44
4:E:21:ALA:O	4:E:22:LYS:C	2.56	0.44
1:A:66:ARG:HA	1:A:113:THR:O	2.18	0.44
4:E:100:GLU:CG	4:E:122:ILE:O	2.66	0.44

Continued on next page...

Continued from previous page...

Atom-1	Atom-2	Interatomic distance (Å)	Clash overlap (Å)
2:B:281:ILE:N	2:B:281:ILE:CD1	2.75	0.44
2:B:434:VAL:HG12	2:B:438:LEU:HD12	1.99	0.44
3:C:51:THR:O	3:C:52:LEU:HD13	2.18	0.44
1:D:250:LEU:HD23	1:D:253:LEU:CD1	2.47	0.44
1:D:254:THR:OG1	1:D:258:LEU:HD13	2.18	0.44
1:D:277:TYR:HD1	1:D:280:PHE:CE2	2.35	0.44
1:D:302:SER:CB	1:D:400:LYS:HG2	2.48	0.44
1:D:99:ASP:O	1:D:124:PHE:HB2	2.18	0.44
4:E:182:GLU:HA	4:E:182:GLU:OE1	2.18	0.44
1:A:251:LEU:CD1	4:E:260:ALA:CB	2.86	0.44
4:E:269:ALA:O	4:E:273:PRO:HD3	2.17	0.44
4:E:472:ASN:OD1	4:E:476:GLU:OE2	2.36	0.44
1:A:229:THR:O	1:A:233:PHE:CE1	2.67	0.44
2:B:87:GLN:CD	2:B:104:LEU:HD11	2.38	0.44
2:B:197:TRP:HB3	2:B:204:TYR:HD1	1.82	0.44
2:B:227:PRO:O	2:B:231:ILE:N	2.37	0.44
3:C:154:ASN:HA	3:C:211:ASN:HB2	1.99	0.44
3:C:74:TYR:O	3:C:78:SER:HA	2.18	0.44
3:C:77:ILE:HD11	3:C:80:LEU:HD22	2.00	0.44
1:D:132:VAL:O	1:D:274:ILE:HG23	2.18	0.44
1:D:178:MET:SD	1:D:207:MET:CG	3.06	0.44
3:C:259:THR:CB	1:D:244:THR:OG1	2.66	0.44
1:D:274:ILE:HG13	1:D:277:TYR:CD2	2.52	0.44
1:D:283:ILE:O	1:D:287:SER:N	2.51	0.44
1:D:419:ILE:O	1:D:423:VAL:N	2.51	0.44
1:D:35:LEU:CD1	1:D:54:VAL:HG21	2.46	0.44
4:E:209:ILE:CG1	4:E:211:PHE:HE1	2.28	0.44
4:E:453:ILE:O	4:E:457:LEU:CB	2.64	0.44
3:C:289:GLY:HA3	3:C:293:MET:HE1	2.00	0.44
2:B:38:THR:O	2:B:39:SER:OG	2.36	0.44
2:B:79:SER:O	2:B:80:ILE:HG13	2.18	0.44
3:C:278:LEU:N	3:C:279:PRO:HD2	2.31	0.44
3:C:455:ARG:O	3:C:459:PHE:CD1	2.62	0.44
3:C:77:ILE:HD11	3:C:80:LEU:CG	2.47	0.44
1:D:221:PRO:O	1:D:225:PHE:CB	2.66	0.44
1:D:33:VAL:HG22	1:D:34:GLY:N	2.32	0.44
1:D:379:VAL:HG22	1:D:382:ILE:HD11	1.98	0.44
1:D:413:VAL:HG12	1:D:417:ILE:CG1	2.44	0.44
4:E:48:ALA:HA	4:E:126:THR:HA	2.00	0.44
4:E:38:ASN:ND2	4:E:40:ILE:HG12	2.33	0.44
4:E:59:TRP:CZ2	4:E:84:LEU:CD2	3.01	0.44

Continued on next page...

Continued from previous page...

Atom-1	Atom-2	Interatomic distance (Å)	Clash overlap (Å)
4:E:6:LEU:HD21	4:E:67:ASN:OD1	2.18	0.44
1:A:62:ASP:C	1:A:64:ARG:N	2.71	0.44
2:B:437:ARG:HD2	2:B:437:ARG:HA	1.67	0.44
1:A:158:ILE:CG2	1:A:158:ILE:O	2.65	0.43
1:A:426:PHE:HD1	1:A:427:ALA:CA	2.28	0.43
1:A:92:LEU:HD23	1:A:92:LEU:H	1.83	0.43
2:B:160:HIS:NE2	2:B:207:VAL:CG1	2.56	0.43
2:B:192:PRO:CB	2:B:210:TYR:HB2	2.48	0.43
2:B:20:ARG:O	2:B:22:SER:N	2.46	0.43
3:C:241:PHE:C	3:C:245:LEU:HG	2.34	0.43
4:E:109:VAL:O	4:E:110:TYR:O	2.35	0.43
4:E:255:ILE:HD12	4:E:304:LEU:HD22	2.00	0.43
4:E:307:SER:C	4:E:314:HIS:O	2.56	0.43
4:E:58:GLN:HA	4:E:59:TRP:CE3	2.53	0.43
3:C:230:ILE:HG12	3:C:231:ASN:H	1.81	0.43
4:E:475:PRO:C	4:E:477:PHE:N	2.68	0.43
1:D:32:THR:CB	1:D:59:GLN:O	2.66	0.43
1:A:79:ARG:NH1	1:A:107:LYS:HZ1	2.16	0.43
1:A:405:VAL:O	1:A:409:ILE:HG13	2.18	0.43
1:A:432:GLU:HG3	1:A:436:GLU:HG3	2.00	0.43
2:B:145:VAL:HG11	2:B:206:ASP:OD2	2.19	0.43
2:B:227:PRO:CA	2:B:231:ILE:HG12	2.48	0.43
2:B:236:ILE:O	2:B:240:TYR:CB	2.62	0.43
2:B:137:PHE:C	2:B:464:PRO:O	2.57	0.43
3:C:130:CYS:O	3:C:132:ILE:HD13	2.18	0.43
3:C:252:GLU:O	3:C:253:SER:HB2	2.19	0.43
3:C:82:LEU:O	3:C:87:ILE:CD1	2.66	0.43
2:B:53:SER:CB	3:C:99:ASP:OD1	2.65	0.43
1:D:264:ILE:HA	1:D:267:THR:CG2	2.48	0.43
1:D:381:TYR:O	1:D:385:HIS:HB2	2.18	0.43
4:E:144:VAL:HG23	4:E:144:VAL:O	2.18	0.43
4:E:173:ASP:CG	4:E:185:ILE:CD1	2.86	0.43
4:E:305:ASN:HA	4:E:308:LEU:CB	2.48	0.43
4:E:452:TRP:O	4:E:456:LEU:HB3	2.18	0.43
4:E:71:TYR:CD1	4:E:111:ASN:CG	2.91	0.43
1:D:60:TRP:O	1:D:116:ILE:CD1	2.66	0.43
3:C:289:GLY:C	3:C:293:MET:HE2	2.36	0.43
1:A:141:ASN:N	1:A:141:ASN:OD1	2.48	0.43
1:A:190:TYR:C	1:A:192:CYS:N	2.71	0.43
1:A:82:SER:O	1:A:83:ASP:C	2.56	0.43
2:B:100:PHE:CB	2:B:103:THR:HB	2.47	0.43

Continued on next page...

Continued from previous page...

Atom-1	Atom-2	Interatomic distance (Å)	Clash overlap (Å)
2:B:86:TRP:HD1	2:B:151:TYR:CE2	2.37	0.43
2:B:236:ILE:O	2:B:240:TYR:N	2.51	0.43
2:B:409:LYS:O	2:B:413:GLU:N	2.40	0.43
2:B:21:PRO:CG	2:B:60:TRP:HE1	2.22	0.43
2:B:91:VAL:HG22	2:B:92:LEU:N	2.33	0.43
3:C:104:VAL:HA	3:C:106:TYR:CD1	2.53	0.43
3:C:50:GLU:HA	3:C:132:ILE:CG1	2.48	0.43
3:C:95:GLN:CD	3:C:147:LYS:HB3	2.38	0.43
3:C:279:PRO:O	3:C:283:LEU:N	2.42	0.43
1:D:130:ILE:O	1:D:131:ILE:CG1	2.66	0.43
1:D:277:TYR:HA	1:D:280:PHE:CZ	2.52	0.43
1:D:92:LEU:HD13	1:D:146:LEU:CD2	2.47	0.43
1:D:67:TRP:CE3	1:D:67:TRP:HA	2.52	0.43
2:B:424:LEU:O	2:B:427:ASP:HB3	2.18	0.43
1:D:432:GLU:C	1:D:436:GLU:OE2	2.56	0.43
1:D:93:TYR:CD1	1:D:93:TYR:N	2.86	0.43
1:A:134:HIS:CD2	1:A:207:MET:CE	3.01	0.43
1:A:46:VAL:CG2	1:A:270:ALA:C	2.87	0.43
1:A:34:GLY:O	1:A:57:ARG:HG2	2.18	0.43
1:A:56:LEU:CD1	1:A:90:LEU:CD1	2.96	0.43
2:B:269:LYS:CE	2:B:270:VAL:HG23	2.42	0.43
2:B:462:VAL:CB	2:B:463:PRO:HD3	2.46	0.43
2:B:38:THR:HG23	2:B:54:VAL:HA	1.99	0.43
2:B:92:LEU:H	2:B:96:ASN:HB3	1.73	0.43
1:D:220:ILE:N	1:D:221:PRO:CD	2.81	0.43
1:D:225:PHE:HD1	1:D:225:PHE:C	2.21	0.43
1:D:214:PHE:HE1	1:D:267:THR:HG21	1.81	0.43
1:D:56:LEU:HB2	1:D:120:PRO:HG3	1.94	0.43
4:E:136:PHE:HA	4:E:138:TRP:CH2	2.53	0.43
4:E:199:THR:O	4:E:200:LYS:HB3	2.18	0.43
4:E:436:ASN:O	4:E:437:GLU:C	2.57	0.43
4:E:59:TRP:HE1	4:E:84:LEU:CD2	2.25	0.43
1:D:432:GLU:HA	1:D:435:GLN:HB3	1.99	0.43
2:B:163:ASP:CB	2:B:193:SER:OG	2.66	0.43
1:A:60:TRP:NE1	1:A:116:ILE:HD12	2.28	0.43
1:A:221:PRO:HB2	1:A:224:LEU:HD23	1.99	0.43
1:A:255:VAL:CG2	1:A:258:LEU:HD12	2.45	0.43
2:B:197:TRP:HD1	2:B:205:GLU:N	2.16	0.43
2:B:217:PRO:CB	2:B:219:PHE:CE2	3.01	0.43
2:B:434:VAL:HG13	2:B:438:LEU:HD12	2.01	0.43
2:B:81:PRO:O	2:B:82:SER:O	2.37	0.43

Continued on next page...

Continued from previous page...

Atom-1	Atom-2	Interatomic distance (Å)	Clash overlap (Å)
3:C:180:ASP:CA	3:C:195:LYS:HG2	2.49	0.43
3:C:219:LEU:CD1	3:C:221:ILE:HG22	2.48	0.43
3:C:245:LEU:O	3:C:249:LEU:N	2.39	0.43
3:C:470:ILE:HD13	3:C:470:ILE:HA	1.89	0.43
1:D:130:ILE:O	1:D:131:ILE:HG12	2.19	0.43
1:D:135:PHE:O	1:D:210:ILE:HD11	2.18	0.43
4:E:123:TYR:N	4:E:123:TYR:HD1	2.15	0.43
4:E:288:PHE:O	4:E:292:VAL:HG23	2.19	0.43
4:E:49:LEU:C	4:E:49:LEU:HD12	2.39	0.43
4:E:90:VAL:CG1	4:E:91:LEU:N	2.81	0.43
3:C:230:ILE:CG1	3:C:231:ASN:ND2	2.67	0.43
1:D:76:LYS:HB3	1:D:77:LYS:H	1.54	0.43
1:D:80:LEU:HD22	1:D:110:LEU:CD2	2.44	0.43
2:B:24:THR:CG2	2:B:25:VAL:N	2.76	0.43
1:A:137:PHE:CD1	1:A:210:ILE:CD1	3.01	0.43
1:A:145:LYS:NZ	1:A:202:THR:HG21	2.31	0.43
1:A:57:ARG:CZ	1:A:161:GLU:CD	2.87	0.43
1:A:137:PHE:HE1	1:A:210:ILE:HD12	1.69	0.43
1:A:397:GLU:HA	1:A:400:LYS:CG	2.49	0.43
3:C:148:PHE:N	3:C:148:PHE:HD1	2.16	0.43
3:C:211:ASN:O	3:C:212:TYR:C	2.56	0.43
3:C:60:HIS:CE1	3:C:160:MET:CE	3.01	0.43
3:C:8:ILE:HD11	3:C:69:TRP:CZ3	2.46	0.43
4:E:193:ASN:O	4:E:206:GLN:HG2	2.19	0.43
1:D:85:VAL:CG2	1:D:108:LEU:CD1	2.96	0.43
1:D:384:GLU:HA	1:D:384:GLU:OE1	2.19	0.43
1:A:234:TYR:CD1	1:A:410:LEU:HD21	2.54	0.43
1:A:137:PHE:CG	1:A:435:GLN:CD	2.91	0.43
2:B:108:VAL:HG13	2:B:118:TRP:CB	2.45	0.43
2:B:130:ILE:CG2	2:B:134:TYR:CE2	3.01	0.43
1:A:107:LYS:HZ3	2:B:151:TYR:HA	1.84	0.43
2:B:160:HIS:CD2	2:B:209:PHE:HE1	2.37	0.43
3:C:35:LEU:CD2	3:C:215:VAL:HG21	2.44	0.43
3:C:21:VAL:O	3:C:23:PRO:HD3	2.19	0.43
3:C:191:GLU:HG3	3:C:222:ARG:HB3	2.00	0.43
3:C:271:LEU:C	3:C:271:LEU:CD2	2.87	0.43
1:D:187:TRP:CZ2	1:D:196:THR:HA	2.42	0.43
4:E:116:TYR:C	4:E:116:TYR:CD1	2.92	0.43
4:E:132:THR:C	4:E:134:PHE:H	2.10	0.43
4:E:214:ILE:HD12	4:E:215:GLN:N	2.34	0.43
4:E:242:LEU:HG	4:E:243:PRO:HD3	2.01	0.43

Continued on next page...

Continued from previous page...

Atom-1	Atom-2	Interatomic distance (Å)	Clash overlap (Å)
1:D:435:GLN:C	1:D:437:GLY:N	2.71	0.43
1:A:110:LEU:HD12	1:A:111:ASP:N	2.34	0.43
4:E:416:VAL:O	4:E:420:ASN:N	2.51	0.43
4:E:423:ALA:C	4:E:425:SER:N	2.72	0.43
1:A:76:LYS:HE3	1:A:112:TYR:OH	2.19	0.43
1:A:133:THR:HG21	1:A:140:GLN:OE1	2.19	0.43
1:A:135:PHE:CB	1:A:272:PRO:O	2.67	0.43
1:A:146:LEU:N	1:A:201:ILE:O	2.48	0.43
1:A:276:LYS:O	1:A:280:PHE:CE1	2.72	0.43
2:B:192:PRO:CG	2:B:210:TYR:HB2	2.49	0.43
2:B:286:PHE:CE1	2:B:287:ILE:HG23	2.54	0.43
2:B:311:THR:CG2	2:B:312:HIS:N	2.81	0.43
3:C:262:CYS:C	1:D:251:LEU:HD11	2.39	0.43
3:C:426:THR:HA	3:C:429:ILE:HG21	2.01	0.43
3:C:465:MET:O	3:C:469:THR:CB	2.67	0.43
3:C:4:GLU:CG	3:C:5:GLU:N	2.82	0.43
3:C:64:ASP:HB3	3:C:67:LEU:HB3	2.01	0.43
1:D:130:ILE:CD1	1:D:131:ILE:N	2.80	0.43
1:D:244:THR:O	1:D:247:ILE:HB	2.19	0.43
1:D:250:LEU:HD21	1:D:292:THR:OG1	2.19	0.43
1:D:260:ILE:O	1:D:264:ILE:HG13	2.18	0.43
1:D:28:PHE:HD1	1:D:28:PHE:N	2.17	0.43
1:D:233:PHE:CB	1:D:410:LEU:HB3	2.49	0.43
1:D:43:VAL:HG12	1:D:44:ASP:N	2.33	0.43
1:D:95:ASN:HD22	1:D:127:TYR:C	2.21	0.43
4:E:128:PRO:O	4:E:129:ILE:CG1	2.60	0.43
4:E:91:LEU:HD13	4:E:145:PHE:N	2.34	0.43
4:E:290:MET:O	4:E:294:LEU:N	2.49	0.43
1:D:102:ILE:CG2	1:D:102:ILE:O	2.56	0.43
1:D:57:ARG:CD	1:D:161:GLU:OE1	2.66	0.43
1:A:418:CYS:O	1:A:422:THR:CB	2.66	0.43
1:A:69:PRO:HA	1:A:73:GLY:HA3	2.00	0.43
2:B:106:VAL:HG12	2:B:118:TRP:NE1	2.34	0.43
2:B:152:ASP:CG	2:B:203:SER:HB3	2.39	0.43
2:B:187:SER:HB2	2:B:214:GLN:HG3	2.00	0.43
3:C:91:ASP:OD2	3:C:152:ASN:CB	2.67	0.43
3:C:48:THR:HA	3:C:286:PRO:HD3	2.00	0.43
3:C:7:LEU:HD23	3:C:10:ASP:CB	2.37	0.43
3:C:90:PRO:HD2	3:C:120:TRP:HE3	1.78	0.43
1:D:305:THR:HG21	1:D:401:TYR:N	2.33	0.43
1:D:416:LEU:O	1:D:419:ILE:HG13	2.19	0.43

Continued on next page...

Continued from previous page...

Atom-1	Atom-2	Interatomic distance (Å)	Clash overlap (Å)
4:E:138:TRP:CZ2	4:E:215:GLN:CD	2.92	0.43
4:E:277:LEU:H	4:E:277:LEU:HG	1.61	0.43
4:E:449:ALA:HA	4:E:452:TRP:HB2	2.00	0.43
4:E:240:TYR:CG	4:E:453:ILE:HG12	2.53	0.43
4:E:74:ILE:O	4:E:74:ILE:CG1	2.65	0.43
1:A:65:LEU:HB3	1:A:110:LEU:CD2	2.49	0.43
1:D:69:PRO:HA	1:D:73:GLY:HA3	2.00	0.43
4:E:202:ASP:O	4:E:203:ILE:O	2.36	0.43
1:A:94:ASN:O	1:A:127:TYR:CD2	2.72	0.43
1:A:178:MET:HA	1:A:207:MET:CB	2.49	0.43
1:A:243:MET:CB	1:A:306:HIS:ND1	2.82	0.43
1:A:278:MET:CE	1:A:282:MET:CE	2.96	0.43
1:A:374:SER:N	1:A:377:GLU:CD	2.72	0.43
2:B:247:GLU:O	2:B:249:MET:CG	2.66	0.43
2:B:33:VAL:HG11	2:B:158:LEU:CD1	2.46	0.43
3:C:185:THR:HG23	3:C:187:ASN:H	1.83	0.43
1:D:222:CYS:HA	1:D:225:PHE:CE1	2.53	0.43
1:D:264:ILE:O	1:D:267:THR:HG23	2.19	0.43
1:D:303:PRO:CG	1:D:400:LYS:NZ	2.81	0.43
1:D:49:ILE:CG2	1:D:125:LYS:HE3	2.48	0.43
1:D:55:ARG:C	1:D:56:LEU:HD23	2.39	0.43
4:E:116:TYR:C	4:E:116:TYR:HD1	2.22	0.43
4:E:108:LEU:CB	4:E:116:TYR:O	2.67	0.43
4:E:30:VAL:HG22	4:E:59:TRP:HB3	2.01	0.43
4:E:61:ASP:OD1	4:E:63:ARG:HB2	2.19	0.43
2:B:23:GLN:O	2:B:23:GLN:HG2	2.19	0.43
1:D:72:TYR:O	1:D:72:TYR:CD1	2.71	0.43
1:A:28:PHE:CE1	1:A:154:THR:HA	2.54	0.43
1:A:287:SER:C	1:A:289:ILE:N	2.71	0.42
1:A:379:VAL:HA	1:A:382:ILE:CG1	2.49	0.42
1:A:90:LEU:CD1	1:A:100:PHE:CE2	2.82	0.42
2:B:44:ASN:O	2:B:130:ILE:HD11	2.19	0.42
3:C:62:TRP:CH2	3:C:120:TRP:HB3	2.52	0.42
3:C:211:ASN:ND2	3:C:212:TYR:CE2	2.87	0.42
3:C:2:ASN:O	3:C:72:SER:CB	2.67	0.42
1:D:136:PRO:HG3	1:D:274:ILE:HG12	2.00	0.42
1:D:400:LYS:O	1:D:402:VAL:HG23	2.19	0.42
4:E:261:GLN:NE2	4:E:265:LEU:HD21	2.34	0.42
4:E:287:ILE:O	4:E:291:PHE:HD2	2.02	0.42
1:D:67:TRP:HE3	1:D:67:TRP:HA	1.84	0.42
1:A:100:PHE:CB	1:A:103:VAL:HG21	2.49	0.42

Continued on next page...

Continued from previous page...

Atom-1	Atom-2	Interatomic distance (Å)	Clash overlap (Å)
1:A:93:TYR:HD2	1:A:145:LYS:HD3	1.83	0.42
1:A:85:VAL:HG12	1:A:86:TRP:N	2.34	0.42
2:B:117:SER:HB2	2:B:119:HIS:NE2	2.34	0.42
2:B:466:ASN:N	2:B:467:PRO:HD2	2.34	0.42
3:C:30:VAL:HG23	3:C:156:ASN:HA	2.02	0.42
3:C:430:VAL:O	3:C:434:LYS:N	2.41	0.42
3:C:479:ASN:C	3:C:482:PRO:HD2	2.39	0.42
1:D:130:ILE:O	1:D:134:HIS:CB	2.66	0.42
4:E:162:GLU:HB3	4:E:190:ALA:O	2.18	0.42
4:E:247:GLY:N	4:E:250:LYS:HZ1	1.95	0.42
1:D:7:LEU:O	1:D:10:ASN:ND2	2.52	0.42
1:A:1:SER:H2	1:A:4:GLU:HB2	1.78	0.42
2:B:138:ASP:O	2:B:139:TRP:O	2.38	0.42
2:B:19:VAL:HG13	2:B:20:ARG:N	2.34	0.42
2:B:220:TYR:C	2:B:222:VAL:N	2.72	0.42
2:B:32:ARG:CG	2:B:59:ALA:O	2.66	0.42
3:C:105:ALA:HB2	3:C:123:PRO:O	2.19	0.42
3:C:29:GLU:O	3:C:30:VAL:CB	2.68	0.42
3:C:462:THR:N	3:C:463:PRO:HD2	2.34	0.42
1:D:31:ILE:HG21	1:D:158:ILE:HG12	2.01	0.42
1:D:33:VAL:CG1	1:D:158:ILE:HG21	2.50	0.42
1:D:212:LEU:O	1:D:216:VAL:HG22	2.17	0.42
1:D:227:PHE:O	1:D:227:PHE:CD1	2.73	0.42
4:E:1:ASN:CG	4:E:68:THR:HB	2.39	0.42
4:E:26:HIS:O	4:E:27:VAL:HG22	2.18	0.42
4:E:453:ILE:CG1	4:E:454:ALA:N	2.83	0.42
4:E:55:ILE:HG23	4:E:119:PRO:CD	2.49	0.42
2:B:159:GLN:HG3	2:B:159:GLN:O	2.19	0.42
1:A:133:THR:C	1:A:136:PRO:CG	2.88	0.42
1:A:293:VAL:O	1:A:297:ASN:CB	2.64	0.42
1:A:59:GLN:HE22	1:A:117:MET:CB	2.31	0.42
2:B:220:TYR:N	2:B:220:TYR:HD1	2.17	0.42
2:B:226:VAL:C	2:B:230:LEU:HG	2.37	0.42
3:C:19:LYS:NZ	3:C:88:TRP:HA	2.34	0.42
3:C:482:PRO:HG2	3:C:483:ALA:N	2.34	0.42
1:D:130:ILE:CG1	1:D:131:ILE:N	2.82	0.42
1:D:222:CYS:SG	1:D:225:PHE:CE1	3.05	0.42
4:E:215:GLN:CG	4:E:216:ARG:N	2.81	0.42
1:A:148:ILE:CG2	1:A:198:TYR:CB	2.88	0.42
1:A:298:THR:CA	1:A:301:ARG:HB3	2.36	0.42
1:A:35:LEU:HD21	1:A:37:LEU:CG	2.49	0.42

Continued on next page...

Continued from previous page...

Atom-1	Atom-2	Interatomic distance (Å)	Clash overlap (Å)
1:A:39:GLN:C	1:A:40:LEU:HD23	2.39	0.42
2:B:218:LEU:HD13	2:B:221:ILE:CD1	2.44	0.42
2:B:61:THR:CG2	2:B:63:TYR:HD1	2.32	0.42
3:C:194:HIS:CG	3:C:195:LYS:N	2.87	0.42
4:E:159:LEU:HD12	4:E:192:LYS:CA	2.48	0.42
4:E:270:GLN:O	4:E:273:PRO:HG2	2.18	0.42
3:C:204:ASP:N	3:C:207:PRO:HG2	2.32	0.42
1:A:8:VAL:HG23	1:A:9:ALA:N	2.34	0.42
1:A:170:PHE:CE1	1:A:176:TRP:CD1	3.08	0.42
1:A:243:MET:HE3	1:A:244:THR:H	1.83	0.42
1:A:297:ASN:O	1:A:300:HIS:HB2	2.19	0.42
1:A:302:SER:OG	1:A:400:LYS:O	2.34	0.42
1:A:47:ASN:O	1:A:49:ILE:HG13	2.19	0.42
1:A:41:ILE:HG13	1:A:51:GLU:HB3	1.95	0.42
2:B:91:VAL:N	2:B:147:LYS:O	2.29	0.42
2:B:47:ASN:C	2:B:48:GLU:HG2	2.25	0.42
2:B:89:ASP:OD2	2:B:149:TYR:N	2.50	0.42
3:C:224:LYS:NZ	3:C:291:TYR:HE2	2.17	0.42
3:C:83:ARG:NH1	3:C:109:ASN:HB2	2.35	0.42
4:E:91:LEU:HA	4:E:145:PHE:CB	2.50	0.42
4:E:158:GLN:O	4:E:159:LEU:HD23	2.19	0.42
1:A:170:PHE:CE1	1:A:176:TRP:NE1	2.82	0.42
1:A:405:VAL:HG23	1:A:405:VAL:O	2.18	0.42
1:A:406:ILE:HG23	1:A:409:ILE:CD1	2.49	0.42
2:B:16:ASN:HB3	2:B:19:VAL:HB	2.02	0.42
2:B:438:LEU:CD2	2:B:441:TYR:CD2	3.02	0.42
2:B:460:HIS:O	2:B:464:PRO:HD2	2.20	0.42
2:B:53:SER:O	2:B:54:VAL:HG13	2.19	0.42
3:C:17:TYR:OH	3:C:19:LYS:HA	2.19	0.42
3:C:249:LEU:HB3	3:C:256:LYS:NZ	2.35	0.42
3:C:8:ILE:N	3:C:73:GLU:OE2	2.52	0.42
3:C:77:ILE:HD11	3:C:80:LEU:CB	2.44	0.42
1:D:175:GLU:O	1:D:209:ARG:HG3	2.19	0.42
1:D:228:LEU:O	1:D:232:VAL:N	2.47	0.42
1:D:229:THR:O	1:D:232:VAL:CB	2.51	0.42
1:D:240:GLY:O	1:D:242:LYS:N	2.52	0.42
1:D:36:GLN:H	1:D:54:VAL:HG12	1.84	0.42
1:D:38:ILE:C	1:D:169:THR:CG2	2.84	0.42
4:E:123:TYR:H	4:E:123:TYR:HD1	1.68	0.42
4:E:173:ASP:OD1	4:E:173:ASP:O	2.37	0.42
4:E:215:GLN:HG3	4:E:216:ARG:N	2.34	0.42

Continued on next page...

Continued from previous page...

Atom-1	Atom-2	Interatomic distance (Å)	Clash overlap (Å)
4:E:436:ASN:O	4:E:439:TRP:CD1	2.73	0.42
4:E:74:ILE:C	4:E:76:LEU:N	2.71	0.42
3:C:98:ASN:C	3:C:100:GLY:N	2.73	0.42
3:C:43:ILE:H	3:C:43:ILE:CD1	2.25	0.42
1:A:152:ASP:H	4:E:78:ARG:NH2	2.17	0.42
1:A:179:LYS:CE	1:A:208:GLN:OE1	2.67	0.42
1:A:251:LEU:CD1	4:E:256:SER:O	2.67	0.42
2:B:241:LEU:HD21	2:B:251:LEU:CD2	2.43	0.42
2:B:46:LYS:CA	2:B:278:PRO:HD2	2.46	0.42
2:B:28:LYS:HG2	2:B:155:GLU:HA	2.01	0.42
2:B:409:LYS:HE2	3:C:423:ILE:CG2	2.50	0.42
2:B:440:LEU:C	2:B:443:PHE:H	2.22	0.42
3:C:29:GLU:O	3:C:30:VAL:CG2	2.66	0.42
3:C:3:GLU:CD	3:C:7:LEU:HB2	2.40	0.42
3:C:8:ILE:CD1	3:C:69:TRP:CZ3	3.02	0.42
1:D:92:LEU:CD1	1:D:146:LEU:HD21	2.50	0.42
1:D:242:LYS:CA	1:D:243:MET:HE2	2.50	0.42
1:D:264:ILE:CG2	1:D:265:PRO:HD3	2.50	0.42
1:D:303:PRO:CD	1:D:400:LYS:HD2	2.50	0.42
4:E:9:LYS:HG3	4:E:10:LEU:N	2.34	0.42
4:E:33:LYS:HZ1	4:E:160:SER:CB	2.32	0.42
4:E:240:TYR:CD2	4:E:453:ILE:HG21	2.54	0.42
1:A:107:LYS:CE	2:B:150:THR:C	2.86	0.42
1:A:243:MET:CG	1:A:244:THR:N	2.82	0.42
1:A:306:HIS:C	1:A:306:HIS:CD2	2.93	0.42
1:A:415:MET:CE	1:A:415:MET:HA	2.49	0.42
2:B:107:ASN:HD22	3:C:152:ASN:CG	2.22	0.42
2:B:130:ILE:CD1	2:B:134:TYR:HE2	2.33	0.42
2:B:135:PHE:HB2	2:B:279:ILE:CB	2.47	0.42
2:B:137:PHE:CZ	2:B:283:TYR:OH	2.71	0.42
2:B:439:PHE:C	2:B:439:PHE:CD1	2.93	0.42
2:B:459:SER:O	2:B:463:PRO:CG	2.68	0.42
3:C:30:VAL:HG21	3:C:158:ILE:O	2.20	0.42
2:B:81:PRO:CD	3:C:20:HIS:CE1	3.00	0.42
3:C:296:MET:HE2	3:C:299:VAL:HG21	2.01	0.42
3:C:4:GLU:CB	3:C:72:SER:HB2	2.43	0.42
1:D:40:LEU:HD11	1:D:50:VAL:CG1	2.50	0.42
1:D:35:LEU:HD12	1:D:54:VAL:CB	2.50	0.42
4:E:51:THR:O	4:E:121:ALA:O	2.38	0.42
4:E:441:LEU:CD1	4:E:441:LEU:C	2.88	0.42
2:B:10:VAL:HA	2:B:13:GLU:HB2	2.01	0.42

Continued on next page...

Continued from previous page...

Atom-1	Atom-2	Interatomic distance (Å)	Clash overlap (Å)
2:B:15:TYR:C	2:B:15:TYR:CD1	2.93	0.42
1:D:436:GLU:O	1:D:437:GLY:OXT	2.38	0.42
1:A:110:LEU:CD1	1:A:114:GLY:HA2	2.46	0.42
1:A:67:TRP:CE3	1:A:67:TRP:HA	2.54	0.42
1:A:422:THR:HA	1:A:425:VAL:HG12	2.02	0.42
1:A:120:PRO:HA	1:A:121:PRO:HD3	1.67	0.42
1:A:223:LEU:HA	1:A:226:SER:HB2	2.00	0.42
1:A:382:ILE:O	1:A:386:MET:HE2	2.18	0.42
1:A:38:ILE:O	1:A:39:GLN:HG2	2.11	0.42
2:B:100:PHE:CG	2:B:103:THR:HB	2.55	0.42
2:B:152:ASP:O	2:B:154:SER:N	2.53	0.42
2:B:227:PRO:HA	2:B:231:ILE:HG12	2.01	0.42
2:B:301:VAL:O	2:B:305:HIS:N	2.49	0.42
2:B:88:PRO:CB	2:B:90:ILE:HG13	2.43	0.42
3:C:154:ASN:HA	3:C:212:TYR:H	1.85	0.42
3:C:69:TRP:HB2	3:C:74:TYR:CA	2.50	0.42
3:C:87:ILE:HG23	3:C:118:VAL:HG11	2.02	0.42
1:D:181:TYR:CE1	1:D:203:TYR:HB3	2.49	0.42
1:D:254:THR:O	1:D:258:LEU:CD1	2.68	0.42
1:D:48:GLN:O	1:D:48:GLN:HG3	2.20	0.42
4:E:212:LEU:O	4:E:214:ILE:HG23	2.19	0.42
4:E:42:LEU:HA	4:E:42:LEU:HD12	1.80	0.42
4:E:456:LEU:C	4:E:456:LEU:HD13	2.40	0.42
4:E:202:ASP:C	4:E:203:ILE:HG13	2.40	0.42
1:A:33:VAL:O	1:A:161:GLU:HB3	2.20	0.41
1:A:279:LEU:HD13	1:A:282:MET:CG	2.49	0.41
1:A:36:GLN:O	1:A:36:GLN:OE1	2.38	0.41
1:A:45:GLU:OE2	1:A:135:PHE:N	2.53	0.41
2:B:118:TRP:CA	2:B:119:HIS:HD2	2.33	0.41
2:B:301:VAL:HG23	2:B:302:LEU:N	2.35	0.41
2:B:466:ASN:N	2:B:467:PRO:CD	2.83	0.41
3:C:148:PHE:C	3:C:149:THR:HG22	2.40	0.41
3:C:1:VAL:HA	3:C:4:GLU:HG2	2.02	0.41
3:C:30:VAL:CG2	3:C:157:GLU:N	2.83	0.41
1:D:37:LEU:HA	1:D:54:VAL:HG13	2.02	0.41
4:E:107:VAL:HG12	4:E:108:LEU:N	2.27	0.41
4:E:209:ILE:CG1	4:E:211:PHE:CE1	3.03	0.41
4:E:210:PHE:O	4:E:212:LEU:CD1	2.68	0.41
4:E:238:LEU:O	4:E:242:LEU:HD23	2.17	0.41
4:E:435:GLU:OE1	4:E:439:TRP:CH2	2.73	0.41
4:E:417:GLU:O	4:E:421:PHE:CD2	2.73	0.41

Continued on next page...

Continued from previous page...

Atom-1	Atom-2	Interatomic distance (Å)	Clash overlap (Å)
2:B:75:ILE:CD1	2:B:78:LEU:CD1	2.87	0.41
1:D:129:GLU:OE1	1:D:129:GLU:HA	2.20	0.41
1:A:41:ILE:HG21	1:A:123:ILE:HD11	2.00	0.41
1:A:301:ARG:NH1	1:A:301:ARG:HG2	2.32	0.41
1:A:303:PRO:CB	1:A:400:LYS:HD3	2.31	0.41
2:B:284:LEU:CA	2:B:287:ILE:HG13	2.47	0.41
2:B:298:SER:HA	2:B:301:VAL:HG21	2.01	0.41
1:A:242:LYS:NZ	2:B:312:HIS:ND1	2.68	0.41
2:B:431:VAL:HG21	2:B:433:MET:HG2	2.02	0.41
2:B:92:LEU:HG	2:B:96:ASN:HD22	1.85	0.41
3:C:24:VAL:HG13	3:C:31:VAL:N	2.36	0.41
3:C:295:ILE:O	3:C:299:VAL:CG2	2.68	0.41
3:C:7:LEU:HD13	3:C:73:GLU:CG	2.50	0.41
3:C:91:ASP:OD2	3:C:153:TYR:CD1	2.73	0.41
3:C:266:ALA:HB2	1:D:251:LEU:HD13	1.99	0.41
1:D:296:ILE:CA	1:D:299:HIS:CB	2.85	0.41
1:D:402:VAL:C	1:D:404:MET:H	2.24	0.41
4:E:109:VAL:HG13	4:E:115:MET:HE1	2.01	0.41
4:E:240:TYR:HD1	4:E:303:VAL:HG21	1.82	0.41
4:E:30:VAL:CG2	4:E:85:TRP:CZ3	3.03	0.41
1:A:20:ARG:HA	1:A:21:PRO:HD2	1.84	0.41
1:D:114:GLY:O	1:D:115:LYS:C	2.56	0.41
1:A:108:LEU:HD11	1:A:118:TRP:HB2	1.98	0.41
1:A:148:ILE:HD11	1:A:156:VAL:HG22	2.02	0.41
1:A:408:HIS:C	1:A:412:CYS:HG	2.23	0.41
1:A:432:GLU:HG3	1:A:436:GLU:CG	2.50	0.41
1:A:51:GLU:HG3	1:A:125:LYS:HD2	2.02	0.41
2:B:132:VAL:CA	2:B:279:ILE:HA	2.50	0.41
2:B:245:ALA:HB1	3:C:320:HIS:CD2	2.52	0.41
2:B:246:GLY:O	2:B:248:LYS:N	2.53	0.41
2:B:58:LEU:HD21	2:B:118:TRP:CE3	2.55	0.41
2:B:90:ILE:HG23	2:B:147:LYS:CA	2.50	0.41
3:C:15:ASN:HD22	3:C:15:ASN:C	2.22	0.41
3:C:30:VAL:CG1	3:C:159:SER:HB3	2.50	0.41
1:D:167:LEU:HA	1:D:170:PHE:CB	2.49	0.41
1:D:210:ILE:C	1:D:211:PRO:O	2.58	0.41
1:D:275:GLY:C	1:D:277:TYR:N	2.73	0.41
1:D:301:ARG:HH21	1:D:405:VAL:HB	1.84	0.41
1:D:89:ASP:CB	1:D:149:TRP:CD1	3.00	0.41
4:E:142:SER:OG	4:E:209:ILE:CD1	2.57	0.41
4:E:212:LEU:N	4:E:212:LEU:CD1	2.83	0.41

Continued on next page...

Continued from previous page...

Atom-1	Atom-2	Interatomic distance (Å)	Clash overlap (Å)
1:D:78:ILE:CD1	1:D:110:LEU:CG	2.94	0.41
1:D:75:ILE:HG13	1:D:78:ILE:HG23	2.02	0.41
1:A:76:LYS:CG	1:A:112:TYR:CE2	3.01	0.41
4:E:463:LEU:C	4:E:463:LEU:HD12	2.38	0.41
1:A:93:TYR:CD2	1:A:145:LYS:HD3	2.55	0.41
1:A:164:ARG:NH1	1:A:181:TYR:OH	2.54	0.41
1:A:278:MET:HE1	1:A:282:MET:CE	2.50	0.41
1:A:410:LEU:HD13	1:A:414:PHE:CD2	2.46	0.41
2:B:138:ASP:CA	2:B:464:PRO:O	2.69	0.41
2:B:152:ASP:HA	2:B:203:SER:HB2	2.01	0.41
3:C:11:LEU:O	3:C:12:LEU:C	2.59	0.41
3:C:84:PRO:HG2	3:C:85:GLU:N	2.36	0.41
1:D:134:HIS:C	1:D:134:HIS:ND1	2.73	0.41
1:D:40:LEU:CD1	1:D:50:VAL:HG13	2.50	0.41
4:E:313:THR:HB	4:E:441:LEU:HB3	2.02	0.41
1:D:20:ARG:O	1:D:22:VAL:N	2.49	0.41
1:A:2:GLU:C	1:A:4:GLU:N	2.73	0.41
1:A:185:LYS:HB3	1:A:185:LYS:HE2	1.75	0.41
1:A:201:ILE:HG21	1:A:203:TYR:CE1	2.43	0.41
3:C:106:TYR:O	3:C:107:PHE:C	2.59	0.41
3:C:316:THR:HG21	3:C:447:ASN:CA	2.48	0.41
3:C:48:THR:OG1	3:C:286:PRO:N	2.53	0.41
1:D:174:GLY:C	1:D:176:TRP:H	2.23	0.41
1:D:254:THR:CG2	1:D:255:VAL:N	2.84	0.41
1:D:290:ILE:CG1	1:D:291:VAL:N	2.83	0.41
4:E:129:ILE:N	4:E:139:GLN:OE1	2.50	0.41
4:E:72:GLU:O	4:E:73:GLY:C	2.57	0.41
1:D:109:LEU:HB2	1:D:117:MET:H	1.85	0.41
1:D:3:HIS:HB3	1:D:7:LEU:CG	2.50	0.41
3:C:446:TRP:HA	3:C:446:TRP:CE3	2.56	0.41
1:A:102:ILE:HB	1:A:121:PRO:O	2.20	0.41
1:A:117:MET:SD	1:A:119:THR:HG21	2.61	0.41
1:A:233:PHE:CB	1:A:410:LEU:HD22	2.50	0.41
1:A:250:LEU:HD11	1:A:296:ILE:CG2	2.37	0.41
1:A:406:ILE:HA	1:A:409:ILE:CG1	2.50	0.41
1:A:46:VAL:HG21	1:A:270:ALA:C	2.41	0.41
1:A:56:LEU:CD2	1:A:56:LEU:C	2.88	0.41
1:A:106:THR:CG2	2:B:150:THR:HG23	2.49	0.41
2:B:277:VAL:N	2:B:278:PRO:CD	2.83	0.41
2:B:92:LEU:N	2:B:96:ASN:CB	2.51	0.41
3:C:214:ASP:OD1	3:C:214:ASP:N	2.54	0.41

Continued on next page...

Continued from previous page...

Atom-1	Atom-2	Interatomic distance (Å)	Clash overlap (Å)
3:C:191:GLU:HG2	3:C:222:ARG:C	2.40	0.41
3:C:256:LYS:O	3:C:260:ALA:HB2	2.21	0.41
3:C:264:LEU:HD11	3:C:306:CYS:C	2.41	0.41
3:C:39:LEU:N	3:C:39:LEU:CD1	2.82	0.41
1:D:214:PHE:CZ	1:D:267:THR:HG21	2.56	0.41
1:D:274:ILE:HB	1:D:276:LYS:HD3	2.01	0.41
1:D:292:THR:OG1	1:D:296:ILE:CD1	2.68	0.41
4:E:117:TRP:CE2	4:E:119:PRO:HD3	2.55	0.41
4:E:91:LEU:HA	4:E:145:PHE:HA	2.03	0.41
4:E:265:LEU:CA	4:E:268:ILE:HG23	2.50	0.41
2:B:186:TRP:C	2:B:216:LYS:HZ1	2.24	0.41
2:B:241:LEU:HB3	2:B:248:LYS:CE	2.51	0.41
2:B:459:SER:O	2:B:463:PRO:CB	2.68	0.41
3:C:223:ARG:O	3:C:224:LYS:CB	2.68	0.41
1:D:138:ASP:C	1:D:139:GLN:HG2	2.41	0.41
1:D:36:GLN:NE2	1:D:38:ILE:HG13	2.33	0.41
1:D:411:LEU:HA	1:D:411:LEU:HD23	1.69	0.41
4:E:94:ASN:CA	4:E:126:THR:H	2.34	0.41
4:E:175:GLU:CG	4:E:176:ASP:N	2.84	0.41
4:E:289:VAL:O	4:E:293:SER:N	2.49	0.41
4:E:435:GLU:O	4:E:436:ASN:C	2.59	0.41
3:C:235:PRO:O	3:C:239:ILE:N	2.35	0.41
1:D:106:THR:HG23	1:D:107:LYS:CE	2.50	0.41
1:A:105:MET:N	1:A:105:MET:SD	2.93	0.41
1:A:36:GLN:OE1	1:A:37:LEU:O	2.39	0.41
1:A:416:LEU:HA	1:A:419:ILE:CG2	2.51	0.41
1:A:420:ILE:CG1	1:A:421:GLY:H	2.31	0.41
2:B:251:LEU:CD1	2:B:251:LEU:C	2.87	0.41
2:B:270:VAL:N	2:B:271:PRO:HD2	2.36	0.41
2:B:286:PHE:CE1	2:B:457:ASP:OD1	2.74	0.41
2:B:297:LEU:HD23	2:B:297:LEU:C	2.41	0.41
2:B:409:LYS:HB3	3:C:426:THR:HG23	1.95	0.41
3:C:54:THR:OG1	3:C:126:PHE:CE1	2.65	0.41
3:C:137:PHE:C	3:C:138:PRO:O	2.59	0.41
3:C:223:ARG:O	3:C:224:LYS:CG	2.66	0.41
3:C:84:PRO:CG	3:C:85:GLU:OE1	2.68	0.41
4:E:129:ILE:O	4:E:129:ILE:CG1	2.69	0.41
4:E:145:PHE:O	4:E:208:ILE:CG1	2.69	0.41
4:E:240:TYR:CD2	4:E:453:ILE:CB	3.04	0.41
1:D:102:ILE:HD12	4:E:98:GLN:HE21	1.86	0.41
1:A:68:ASN:ND2	1:A:69:PRO:HD2	2.35	0.41

Continued on next page...

Continued from previous page...

Atom-1	Atom-2	Interatomic distance (Å)	Clash overlap (Å)
1:A:131:ILE:HG13	1:A:133:THR:H	1.85	0.41
1:A:187:TRP:HD1	1:A:199:LEU:CD2	2.33	0.41
1:A:419:ILE:HG23	1:A:420:ILE:H	1.80	0.41
2:B:100:PHE:HD2	2:B:103:THR:HB	1.78	0.41
2:B:186:TRP:HB3	2:B:215:ARG:HB2	2.03	0.41
2:B:241:LEU:HD12	2:B:245:ALA:HB3	2.03	0.41
2:B:256:LEU:O	2:B:257:LEU:C	2.56	0.41
3:C:245:LEU:HD13	1:D:297:ASN:HD21	1.86	0.41
3:C:84:PRO:CD	3:C:85:GLU:OE1	2.69	0.41
3:C:85:GLU:N	3:C:85:GLU:OE1	2.30	0.41
1:D:146:LEU:HD13	1:D:203:TYR:CD1	2.53	0.41
1:D:189:TYR:HA	1:D:197:PRO:HG2	2.01	0.41
1:D:166:ASP:CG	1:D:205:PHE:CD2	2.94	0.41
1:D:303:PRO:HB2	1:D:400:LYS:CE	2.50	0.41
1:D:395:ALA:HB1	1:D:399:TRP:CZ2	2.56	0.41
4:E:78:ARG:HH11	4:E:108:LEU:HD13	1.85	0.41
1:A:237:THR:HB	1:A:406:ILE:HG22	2.03	0.41
2:B:231:ILE:CG2	2:B:259:LEU:HD21	2.51	0.41
2:B:298:SER:HA	2:B:301:VAL:HG22	2.02	0.41
2:B:438:LEU:HD23	2:B:441:TYR:CG	2.56	0.41
3:C:149:THR:HA	3:C:160:MET:HE2	2.03	0.41
3:C:33:ILE:HG21	3:C:160:MET:SD	2.60	0.41
3:C:192:ILE:CD1	3:C:221:ILE:HG22	2.51	0.41
3:C:80:LEU:HG	3:C:81:ARG:N	2.36	0.41
1:D:398:GLU:HA	1:D:401:TYR:CE2	2.56	0.41
4:E:159:LEU:CD2	4:E:208:ILE:HG23	2.50	0.41
4:E:24:LEU:HD23	4:E:24:LEU:HA	1.87	0.41
4:E:246:ALA:HA	4:E:250:LYS:HZ2	1.83	0.41
4:E:262:THR:O	4:E:262:THR:HG22	2.20	0.41
1:D:15:TYR:OH	1:D:84:ASP:HB3	2.20	0.41
3:C:289:GLY:CA	3:C:293:MET:CE	2.99	0.41
1:A:129:GLU:CD	1:A:140:GLN:CG	2.88	0.41
1:A:157:SER:HB2	1:A:199:LEU:HD11	2.02	0.41
1:A:398:GLU:HA	1:A:401:TYR:CE1	2.56	0.41
1:A:85:VAL:CG1	1:A:86:TRP:N	2.84	0.41
1:A:93:TYR:CZ	1:A:198:TYR:HE2	2.38	0.41
2:B:138:ASP:N	2:B:464:PRO:O	2.54	0.41
2:B:197:TRP:HB3	2:B:204:TYR:CD1	2.56	0.41
2:B:186:TRP:CB	2:B:215:ARG:HA	2.51	0.41
2:B:276:SER:C	2:B:277:VAL:HG13	2.41	0.41
2:B:57:ASN:HA	2:B:118:TRP:O	2.21	0.41

Continued on next page...

Continued from previous page...

Atom-1	Atom-2	Interatomic distance (Å)	Clash overlap (Å)
3:C:35:LEU:HD12	3:C:92:ILE:CG2	2.42	0.41
1:D:296:ILE:O	1:D:300:HIS:N	2.44	0.41
1:D:402:VAL:HB	1:D:404:MET:HG2	2.03	0.41
1:D:234:TYR:CE1	1:D:410:LEU:HD12	2.56	0.41
4:E:157:LEU:HD13	4:E:208:ILE:HD11	2.01	0.41
4:E:266:PHE:HA	4:E:269:ALA:CB	2.51	0.41
4:E:287:ILE:HG13	4:E:291:PHE:CD2	2.56	0.41
1:D:78:ILE:C	1:D:78:ILE:HD12	2.35	0.41
1:D:86:TRP:HE3	1:D:86:TRP:H	1.69	0.41
1:D:107:LYS:NZ	4:E:149:THR:CA	2.74	0.41
2:B:75:ILE:HG22	3:C:27:ASN:CB	2.50	0.41
1:A:128:CYS:SG	1:A:144:MET:HE2	2.61	0.40
1:A:134:HIS:N	1:A:136:PRO:CD	2.84	0.40
2:B:128:CYS:O	2:B:130:ILE:N	2.55	0.40
2:B:86:TRP:CD1	2:B:151:TYR:CE2	3.09	0.40
2:B:237:LEU:CD2	3:C:310:LEU:HG	2.51	0.40
1:A:380:LYS:CD	2:B:408:ILE:HB	2.48	0.40
2:B:38:THR:CG2	2:B:55:PHE:HE1	2.32	0.40
3:C:147:LYS:HG2	3:C:214:ASP:OD2	2.21	0.40
3:C:48:THR:HA	3:C:286:PRO:CD	2.51	0.40
1:D:145:LYS:C	1:D:146:LEU:CD1	2.66	0.40
1:D:28:PHE:CD2	1:D:153:GLY:O	2.74	0.40
3:C:245:LEU:CD1	1:D:297:ASN:HD21	2.34	0.40
4:E:44:GLU:CD	4:E:129:ILE:HG21	2.41	0.40
4:E:1:ASN:CG	4:E:1:ASN:O	2.58	0.40
4:E:138:TRP:CZ2	4:E:215:GLN:NE2	2.88	0.40
1:D:248:SER:O	4:E:259:LEU:HD11	2.21	0.40
1:A:155:LYS:CE	4:E:76:LEU:HB3	2.49	0.40
2:B:417:SER:HB2	2:B:421:PHE:CZ	2.55	0.40
1:D:85:VAL:HG13	1:D:86:TRP:N	2.36	0.40
1:A:114:GLY:O	1:A:115:LYS:C	2.60	0.40
4:E:462:THR:O	4:E:463:LEU:C	2.60	0.40
1:A:18:VAL:HG12	1:A:18:VAL:O	2.21	0.40
1:A:148:ILE:O	1:A:148:ILE:HG23	2.21	0.40
1:A:187:TRP:CD1	1:A:199:LEU:HD23	2.56	0.40
1:A:146:LEU:HD13	1:A:203:TYR:CE1	2.56	0.40
1:A:92:LEU:HD21	1:A:124:PHE:HE2	1.86	0.40
2:B:218:LEU:C	2:B:219:PHE:CG	2.94	0.40
2:B:247:GLU:CD	3:C:320:HIS:CE1	2.95	0.40
3:C:33:ILE:HD12	3:C:158:ILE:CG1	2.52	0.40
3:C:199:LYS:HZ3	3:C:200:ASN:CA	2.27	0.40

Continued on next page...

Continued from previous page...

Atom-1	Atom-2	Interatomic distance (Å)	Clash overlap (Å)
3:C:17:TYR:CE2	3:C:19:LYS:HB2	2.57	0.40
3:C:219:LEU:HG	3:C:221:ILE:CG2	2.52	0.40
3:C:277:ARG:NH2	1:D:262:GLU:OE2	2.53	0.40
3:C:48:THR:HA	3:C:286:PRO:CG	2.51	0.40
3:C:465:MET:O	3:C:465:MET:HG2	2.18	0.40
3:C:474:VAL:CA	3:C:477:ASN:OD1	2.65	0.40
1:D:138:ASP:C	1:D:139:GLN:CG	2.90	0.40
1:D:139:GLN:NE2	1:D:179:LYS:HG3	2.36	0.40
3:C:262:CYS:SG	1:D:247:ILE:CG2	3.10	0.40
1:D:35:LEU:CD1	1:D:54:VAL:CB	3.00	0.40
1:D:399:TRP:CA	1:D:399:TRP:CE3	3.05	0.40
1:D:407:ASP:HA	1:D:410:LEU:CD2	2.51	0.40
4:E:261:GLN:NE2	4:E:296:ILE:CD1	2.71	0.40
4:E:32:LEU:HD12	4:E:208:ILE:CD1	2.44	0.40
1:A:235:LEU:O	1:A:239:SER:O	2.39	0.40
2:B:106:VAL:HG12	2:B:107:ASN:O	2.21	0.40
2:B:131:LYS:HE2	2:B:132:VAL:HG23	2.02	0.40
2:B:138:ASP:OD1	2:B:138:ASP:N	2.53	0.40
3:C:161:ASP:CA	3:C:199:LYS:HG2	2.51	0.40
1:D:271:VAL:O	1:D:271:VAL:CG1	2.70	0.40
1:D:49:ILE:CD1	1:D:97:ASP:OD2	2.70	0.40
4:E:47:GLU:HB3	4:E:127:CYS:O	2.21	0.40
1:A:251:LEU:HD11	4:E:256:SER:O	2.22	0.40
4:E:262:THR:CA	4:E:265:LEU:HD12	2.50	0.40
4:E:266:PHE:CZ	4:E:270:GLN:HB3	2.56	0.40
4:E:299:ASN:CA	4:E:302:ILE:HB	2.47	0.40
4:E:474:VAL:CB	4:E:475:PRO:CD	2.99	0.40
2:B:75:ILE:O	2:B:77:ASP:N	2.54	0.40
1:A:284:PHE:CZ	1:A:424:SER:CB	3.05	0.40
1:A:45:GLU:HB2	1:A:209:ARG:HH12	1.78	0.40
2:B:108:VAL:CG1	2:B:109:LEU:N	2.84	0.40
2:B:139:TRP:CD2	2:B:214:GLN:HA	2.56	0.40
3:C:106:TYR:CD1	3:C:106:TYR:C	2.94	0.40
3:C:52:LEU:HD21	3:C:130:CYS:H	1.86	0.40
3:C:132:ILE:HG13	3:C:136:TYR:CE2	2.56	0.40
3:C:193:ILE:HD11	3:C:222:ARG:HB2	2.03	0.40
3:C:279:PRO:HG2	3:C:280:GLU:H	1.85	0.40
3:C:40:SER:O	3:C:41:ASN:HB2	2.22	0.40
1:D:250:LEU:HD23	1:D:253:LEU:HD11	2.04	0.40
1:D:398:GLU:HA	1:D:401:TYR:CZ	2.57	0.40
1:D:40:LEU:O	1:D:171:MET:HE2	2.22	0.40

Continued on next page...

Continued from previous page...

Atom-1	Atom-2	Interatomic distance (Å)	Clash overlap (Å)
4:E:215:GLN:HG3	4:E:216:ARG:H	1.86	0.40
4:E:50:THR:HG23	4:E:123:TYR:O	2.22	0.40
4:E:59:TRP:CH2	4:E:115:MET:CB	3.04	0.40
2:B:9:SER:O	2:B:10:VAL:C	2.60	0.40
1:A:34:GLY:HA3	1:A:161:GLU:HG2	2.03	0.40
2:B:460:HIS:O	2:B:464:PRO:CD	2.69	0.40
3:C:113:ARG:HE	3:C:119:THR:HG23	1.87	0.40
3:C:69:TRP:HB2	3:C:74:TYR:HB2	2.03	0.40
3:C:69:TRP:HB3	3:C:73:GLU:HB3	1.98	0.40
1:D:48:GLN:NE2	1:D:127:TYR:CZ	2.89	0.40
1:D:402:VAL:O	1:D:404:MET:N	2.54	0.40
1:D:40:LEU:HD11	1:D:50:VAL:HG13	2.03	0.40
4:E:242:LEU:HG	4:E:243:PRO:CD	2.51	0.40
1:A:251:LEU:CG	4:E:260:ALA:CB	3.00	0.40
4:E:285:TYR:OH	4:E:471:LEU:HG	2.22	0.40
4:E:44:GLU:OE1	4:E:129:ILE:HD12	2.22	0.40
4:E:94:ASN:O	4:E:95:VAL:C	2.60	0.40
1:A:80:LEU:CD2	1:A:110:LEU:HB2	2.52	0.40
1:D:32:THR:N	1:D:59:GLN:O	2.53	0.40
4:E:197:GLN:HB3	4:E:197:GLN:HE21	1.61	0.40
2:B:111:GLN:CD	2:B:115:ALA:HB3	2.42	0.40

There are no symmetry-related clashes.

5.3 Torsion angles [i](#)

5.3.1 Protein backbone [i](#)

In the following table, the Percentiles column shows the percent Ramachandran outliers of the chain as a percentile score with respect to all PDB entries followed by that with respect to all EM entries.

The Analysed column shows the number of residues for which the backbone conformation was analysed, and the total number of residues.

Mol	Chain	Analysed	Favoured	Allowed	Outliers	Percentiles	
1	A	366/461 (79%)	289 (79%)	48 (13%)	29 (8%)	1	19
1	D	366/461 (79%)	294 (80%)	41 (11%)	31 (8%)	1	18
2	B	364/493 (74%)	273 (75%)	59 (16%)	32 (9%)	1	17
3	C	364/522 (70%)	288 (79%)	58 (16%)	18 (5%)	3	31

Continued on next page...

Continued from previous page...

Mol	Chain	Analysed	Favoured	Allowed	Outliers	Percentiles	
4	E	365/505 (72%)	281 (77%)	58 (16%)	26 (7%)	1	22
All	All	1825/2442 (75%)	1425 (78%)	264 (14%)	136 (8%)	3	21

All (136) Ramachandran outliers are listed below:

Mol	Chain	Res	Type
1	A	2	GLU
1	A	27	HIS
1	A	76	LYS
1	A	83	ASP
1	A	102	ILE
1	A	131	ILE
1	A	139	GLN
1	A	198	TYR
1	A	282	MET
1	A	301	ARG
2	B	2	VAL
2	B	68	ASP
2	B	82	SER
2	B	95	ASN
2	B	131	LYS
2	B	139	TRP
2	B	156	VAL
2	B	282	SER
2	B	307	ARG
2	B	432	ALA
3	C	2	ASN
3	C	13	ILE
3	C	131	PRO
3	C	212	TYR
3	C	224	LYS
3	C	253	SER
3	C	310	LEU
1	D	2	GLU
1	D	27	HIS
1	D	30	ASP
1	D	76	LYS
1	D	102	ILE
1	D	131	ILE
1	D	136	PRO
1	D	198	TYR
1	D	282	MET

Continued on next page...

Continued from previous page...

Mol	Chain	Res	Type
1	D	301	ARG
4	E	27	VAL
4	E	82	GLU
4	E	110	TYR
4	E	128	PRO
4	E	133	TYR
4	E	152	ALA
4	E	217	LYS
1	A	4	GLU
1	A	63	VAL
1	A	75	ILE
1	A	93	TYR
1	A	426	PHE
2	B	76	LYS
2	B	99	SER
2	B	249	MET
2	B	275	LEU
2	B	279	ILE
3	C	12	LEU
3	C	30	VAL
3	C	78	SER
3	C	434	LYS
1	D	75	ILE
1	D	139	GLN
1	D	241	GLU
1	D	276	LYS
1	D	426	PHE
4	E	81	SER
4	E	95	VAL
4	E	438	ASN
4	E	443	GLY
1	A	13	GLU
1	A	21	PRO
1	A	26	THR
1	A	82	SER
1	A	97	ASP
1	A	105	MET
1	A	292	THR
2	B	107	ASN
3	C	107	PHE
3	C	142	GLN
3	C	257	MET

Continued on next page...

Continued from previous page...

Mol	Chain	Res	Type
1	D	93	TYR
1	D	403	ALA
4	E	16	LYS
4	E	75	ASP
4	E	129	ILE
4	E	280	PRO
2	B	89	ASP
2	B	102	ILE
2	B	147	LYS
2	B	153	THR
2	B	247	GLU
1	D	4	GLU
1	D	24	HIS
1	D	64	ARG
1	D	436	GLU
4	E	2	GLU
4	E	101	VAL
4	E	135	PRO
4	E	249	GLN
4	E	265	LEU
4	E	454	ALA
1	A	210	ILE
1	A	303	PRO
2	B	21	PRO
2	B	150	THR
2	B	415	LEU
3	C	137	PHE
1	D	68	ASN
1	D	71	ASP
1	D	210	ILE
1	D	252	SER
4	E	132	THR
4	E	203	ILE
4	E	271	LYS
1	A	71	ASP
2	B	88	PRO
2	B	135	PHE
2	B	227	PRO
2	B	445	THR
1	D	239	SER
1	D	303	PRO
2	B	120	PRO

Continued on next page...

Continued from previous page...

Mol	Chain	Res	Type
1	D	135	PHE
1	A	130	ILE
1	A	135	PHE
1	A	293	VAL
3	C	453	ILE
1	D	114	GLY
2	B	75	ILE
3	C	83	ARG
3	C	449	VAL
1	D	211	PRO
4	E	134	PHE
1	A	69	PRO
2	B	132	VAL
1	D	69	PRO
4	E	80	PRO
2	B	54	VAL

5.3.2 Protein sidechains ⓘ

In the following table, the Percentiles column shows the percent sidechain outliers of the chain as a percentile score with respect to all PDB entries followed by that with respect to all EM entries.

The Analysed column shows the number of residues for which the sidechain conformation was analysed, and the total number of residues.

Mol	Chain	Analysed	Rotameric	Outliers	Percentiles	
1	A	343/427 (80%)	248 (72%)	95 (28%)	0	4
1	D	343/427 (80%)	258 (75%)	85 (25%)	1	6
2	B	340/449 (76%)	262 (77%)	78 (23%)	1	7
3	C	335/475 (70%)	243 (72%)	92 (28%)	0	4
4	E	337/463 (73%)	249 (74%)	88 (26%)	0	5
All	All	1698/2241 (76%)	1260 (74%)	438 (26%)	3	5

All (438) residues with a non-rotameric sidechain are listed below:

Mol	Chain	Res	Type
1	A	6	ARG
1	A	12	LEU
1	A	20	ARG

Continued on next page...

Continued from previous page...

Mol	Chain	Res	Type
1	A	24	HIS
1	A	25	HIS
1	A	29	VAL
1	A	30	ASP
1	A	36	GLN
1	A	46	VAL
1	A	56	LEU
1	A	61	ILE
1	A	63	VAL
1	A	66	ARG
1	A	68	ASN
1	A	72	TYR
1	A	75	ILE
1	A	79	ARG
1	A	87	LEU
1	A	92	LEU
1	A	94	ASN
1	A	95	ASN
1	A	100	PHE
1	A	103	VAL
1	A	105	MET
1	A	107	LYS
1	A	108	LEU
1	A	111	ASP
1	A	112	TYR
1	A	116	ILE
1	A	124	PHE
1	A	125	LYS
1	A	126	SER
1	A	129	GLU
1	A	130	ILE
1	A	132	VAL
1	A	137	PHE
1	A	139	GLN
1	A	142	CYS
1	A	144	MET
1	A	145	LYS
1	A	149	TRP
1	A	161	GLU
1	A	164	ARG
1	A	180	ASP
1	A	181	TYR

Continued on next page...

Continued from previous page...

Mol	Chain	Res	Type
1	A	185	LYS
1	A	193	CYS
1	A	195	ASP
1	A	198	TYR
1	A	200	ASP
1	A	207	MET
1	A	210	ILE
1	A	218	VAL
1	A	224	LEU
1	A	225	PHE
1	A	238	ASP
1	A	243	MET
1	A	246	SER
1	A	247	ILE
1	A	254	THR
1	A	255	VAL
1	A	257	LEU
1	A	265	PRO
1	A	266	SER
1	A	268	SER
1	A	273	LEU
1	A	278	MET
1	A	279	LEU
1	A	282	MET
1	A	289	ILE
1	A	290	ILE
1	A	292	THR
1	A	293	VAL
1	A	296	ILE
1	A	297	ASN
1	A	298	THR
1	A	303	PRO
1	A	305	THR
1	A	306	HIS
1	A	376	ILE
1	A	382	ILE
1	A	387	LYS
1	A	389	ASP
1	A	399	TRP
1	A	401	TYR
1	A	402	VAL
1	A	409	ILE

Continued on next page...

Continued from previous page...

Mol	Chain	Res	Type
1	A	410	LEU
1	A	414	PHE
1	A	415	MET
1	A	419	ILE
1	A	425	VAL
1	A	426	PHE
1	A	430	LEU
1	A	434	SER
2	B	15	TYR
2	B	16	ASN
2	B	18	LYS
2	B	19	VAL
2	B	20	ARG
2	B	23	GLN
2	B	29	VAL
2	B	31	VAL
2	B	32	ARG
2	B	33	VAL
2	B	37	LEU
2	B	41	LEU
2	B	42	ILE
2	B	43	LEU
2	B	45	GLU
2	B	55	PHE
2	B	58	LEU
2	B	63	TYR
2	B	64	ARG
2	B	68	ASP
2	B	73	GLU
2	B	79	SER
2	B	82	SER
2	B	95	ASN
2	B	97	ASP
2	B	107	ASN
2	B	117	SER
2	B	119	HIS
2	B	128	CYS
2	B	133	MET
2	B	134	TYR
2	B	135	PHE
2	B	138	ASP
2	B	145	VAL

Continued on next page...

Continued from previous page...

Mol	Chain	Res	Type
2	B	149	TYR
2	B	158	LEU
2	B	159	GLN
2	B	160	HIS
2	B	181	THR
2	B	182	GLU
2	B	196	ASN
2	B	198	ARG
2	B	213	ILE
2	B	216	LYS
2	B	220	TYR
2	B	221	ILE
2	B	225	ILE
2	B	236	ILE
2	B	237	LEU
2	B	240	TYR
2	B	248	LYS
2	B	251	LEU
2	B	253	ILE
2	B	261	VAL
2	B	263	LEU
2	B	265	LEU
2	B	269	LYS
2	B	280	ILE
2	B	281	ILE
2	B	283	TYR
2	B	284	LEU
2	B	288	MET
2	B	291	VAL
2	B	294	SER
2	B	307	ARG
2	B	311	THR
2	B	403	GLU
2	B	429	GLN
2	B	436	ASP
2	B	437	ARG
2	B	439	PHE
2	B	440	LEU
2	B	442	ILE
2	B	443	PHE
2	B	447	CYS
2	B	461	ASN

Continued on next page...

Continued from previous page...

Mol	Chain	Res	Type
2	B	462	VAL
2	B	463	PRO
3	C	3	GLU
3	C	7	LEU
3	C	13	ILE
3	C	15	ASN
3	C	22	ARG
3	C	25	LYS
3	C	28	ASN
3	C	30	VAL
3	C	41	ASN
3	C	43	ILE
3	C	45	LEU
3	C	50	GLU
3	C	52	LEU
3	C	54	THR
3	C	55	ASN
3	C	60	HIS
3	C	63	TYR
3	C	65	HIS
3	C	66	ARG
3	C	69	TRP
3	C	91	ASP
3	C	92	ILE
3	C	96	ASN
3	C	102	TYR
3	C	104	VAL
3	C	106	TYR
3	C	107	PHE
3	C	114	PRO
3	C	115	ASN
3	C	121	LEU
3	C	130	CYS
3	C	140	ASP
3	C	144	CYS
3	C	147	LYS
3	C	148	PHE
3	C	149	THR
3	C	158	ILE
3	C	160	MET
3	C	162	LEU
3	C	199	LYS

Continued on next page...

Continued from previous page...

Mol	Chain	Res	Type
3	C	200	ASN
3	C	202	TYR
3	C	206	PHE
3	C	211	ASN
3	C	214	ASP
3	C	222	ARG
3	C	228	TYR
3	C	229	VAL
3	C	233	ILE
3	C	241	PHE
3	C	242	LEU
3	C	249	LEU
3	C	259	THR
3	C	264	LEU
3	C	267	GLN
3	C	270	PHE
3	C	271	LEU
3	C	272	LEU
3	C	274	THR
3	C	276	GLN
3	C	278	LEU
3	C	279	PRO
3	C	280	GLU
3	C	291	TYR
3	C	293	MET
3	C	296	MET
3	C	297	SER
3	C	299	VAL
3	C	302	VAL
3	C	310	LEU
3	C	311	ASN
3	C	312	PHE
3	C	315	ARG
3	C	319	THR
3	C	423	ILE
3	C	428	TYR
3	C	429	ILE
3	C	430	VAL
3	C	432	GLN
3	C	442	GLU
3	C	446	TRP
3	C	451	GLN

Continued on next page...

Continued from previous page...

Mol	Chain	Res	Type
3	C	455	ARG
3	C	458	MET
3	C	460	ILE
3	C	465	MET
3	C	467	LEU
3	C	471	PHE
3	C	475	MET
3	C	478	PHE
3	C	479	ASN
3	C	480	ARG
1	D	3	HIS
1	D	16	ASN
1	D	20	ARG
1	D	23	GLU
1	D	25	HIS
1	D	30	ASP
1	D	40	LEU
1	D	41	ILE
1	D	46	VAL
1	D	54	VAL
1	D	55	ARG
1	D	60	TRP
1	D	66	ARG
1	D	67	TRP
1	D	72	TYR
1	D	76	LYS
1	D	80	LEU
1	D	85	VAL
1	D	86	TRP
1	D	91	VAL
1	D	92	LEU
1	D	94	ASN
1	D	105	MET
1	D	107	LYS
1	D	108	LEU
1	D	110	LEU
1	D	112	TYR
1	D	116	ILE
1	D	118	TRP
1	D	120	PRO
1	D	126	SER
1	D	130	ILE

Continued on next page...

Continued from previous page...

Mol	Chain	Res	Type
1	D	135	PHE
1	D	142	CYS
1	D	143	THR
1	D	145	LYS
1	D	149	TRP
1	D	152	ASP
1	D	154	THR
1	D	156	VAL
1	D	164	ARG
1	D	170	PHE
1	D	177	VAL
1	D	180	ASP
1	D	185	LYS
1	D	188	VAL
1	D	193	CYS
1	D	198	TYR
1	D	200	ASP
1	D	202	THR
1	D	203	TYR
1	D	207	MET
1	D	216	VAL
1	D	219	ILE
1	D	225	PHE
1	D	226	SER
1	D	227	PHE
1	D	230	VAL
1	D	237	THR
1	D	238	ASP
1	D	243	MET
1	D	244	THR
1	D	247	ILE
1	D	250	LEU
1	D	252	SER
1	D	253	LEU
1	D	265	PRO
1	D	273	LEU
1	D	278	MET
1	D	281	THR
1	D	285	VAL
1	D	303	PRO
1	D	377	GLU
1	D	387	LYS

Continued on next page...

Continued from previous page...

Mol	Chain	Res	Type
1	D	394	ASN
1	D	399	TRP
1	D	400	LYS
1	D	406	ILE
1	D	407	ASP
1	D	409	ILE
1	D	414	PHE
1	D	418	CYS
1	D	422	THR
1	D	426	PHE
1	D	435	GLN
4	E	5	ARG
4	E	13	ASP
4	E	15	ASP
4	E	17	ARG
4	E	18	ILE
4	E	23	THR
4	E	29	ASP
4	E	31	THR
4	E	44	GLU
4	E	49	LEU
4	E	52	ASN
4	E	55	ILE
4	E	60	ASN
4	E	62	TYR
4	E	63	ARG
4	E	66	TRP
4	E	67	ASN
4	E	70	GLU
4	E	71	TYR
4	E	74	ILE
4	E	75	ASP
4	E	80	PRO
4	E	82	GLU
4	E	84	LEU
4	E	89	VAL
4	E	104	TYR
4	E	106	ASN
4	E	116	TYR
4	E	118	LEU
4	E	122	ILE
4	E	123	TYR

Continued on next page...

Continued from previous page...

Mol	Chain	Res	Type
4	E	124	ARG
4	E	125	SER
4	E	127	CYS
4	E	128	PRO
4	E	129	ILE
4	E	133	TYR
4	E	138	TRP
4	E	140	ASN
4	E	143	LEU
4	E	147	SER
4	E	148	GLN
4	E	151	ASN
4	E	156	ASN
4	E	158	GLN
4	E	162	GLU
4	E	163	GLU
4	E	177	PHE
4	E	179	GLU
4	E	184	THR
4	E	195	ASN
4	E	198	LEU
4	E	204	ASP
4	E	214	ILE
4	E	217	LYS
4	E	221	TYR
4	E	225	ILE
4	E	231	LEU
4	E	232	ILE
4	E	235	LEU
4	E	239	VAL
4	E	242	LEU
4	E	252	THR
4	E	253	LEU
4	E	263	ILE
4	E	268	ILE
4	E	270	GLN
4	E	271	LYS
4	E	279	VAL
4	E	284	LYS
4	E	286	LEU
4	E	287	ILE
4	E	291	PHE

Continued on next page...

Continued from previous page...

Mol	Chain	Res	Type
4	E	294	LEU
4	E	296	ILE
4	E	297	VAL
4	E	301	VAL
4	E	303	VAL
4	E	308	LEU
4	E	309	ARG
4	E	310	THR
4	E	439	TRP
4	E	444	LYS
4	E	452	TRP
4	E	456	LEU
4	E	465	ILE
4	E	472	ASN
4	E	473	GLN

Some sidechains can be flipped to improve hydrogen bonding and reduce clashes. All (62) such sidechains are listed below:

Mol	Chain	Res	Type
1	A	24	HIS
1	A	27	HIS
1	A	58	GLN
1	A	59	GLN
1	A	94	ASN
1	A	299	HIS
1	A	435	GLN
2	B	23	GLN
2	B	96	ASN
2	B	107	ASN
2	B	111	GLN
2	B	140	GLN
2	B	190	HIS
2	B	305	HIS
2	B	429	GLN
2	B	460	HIS
2	B	461	ASN
3	C	2	ASN
3	C	15	ASN
3	C	20	HIS
3	C	41	ASN
3	C	55	ASN
3	C	65	HIS

Continued on next page...

Continued from previous page...

Mol	Chain	Res	Type
3	C	70	ASN
3	C	97	ASN
3	C	103	ASN
3	C	115	ASN
3	C	152	ASN
3	C	200	ASN
3	C	231	ASN
3	C	267	GLN
3	C	447	ASN
3	C	479	ASN
1	D	16	ASN
1	D	36	GLN
1	D	42	ASN
1	D	53	ASN
1	D	59	GLN
1	D	94	ASN
1	D	95	ASN
1	D	134	HIS
1	D	300	HIS
1	D	408	HIS
1	D	435	GLN
4	E	1	ASN
4	E	26	HIS
4	E	52	ASN
4	E	60	ASN
4	E	67	ASN
4	E	93	ASN
4	E	94	ASN
4	E	98	GLN
4	E	140	ASN
4	E	148	GLN
4	E	153	HIS
4	E	156	ASN
4	E	193	ASN
4	E	197	GLN
4	E	206	GLN
4	E	215	GLN
4	E	261	GLN
4	E	472	ASN

5.3.3 RNA [i](#)

There are no RNA molecules in this entry.

5.4 Non-standard residues in protein, DNA, RNA chains [i](#)

There are no non-standard protein/DNA/RNA residues in this entry.

5.5 Carbohydrates [i](#)

There are no carbohydrates in this entry.

5.6 Ligand geometry [i](#)

There are no ligands in this entry.

5.7 Other polymers [i](#)

There are no such residues in this entry.

5.8 Polymer linkage issues [i](#)

There are no chain breaks in this entry.