



wwPDB X-ray Structure Validation Summary Report ⓘ

Mar 30, 2016 – 12:46 AM EDT

PDB ID : 5HCP
Title : Crystal structure of antimicrobial peptide Metalnikowin bound to the *Thermus thermophilus* 70S ribosome
Authors : Gagnon, M.G.; Roy, R.N.; Lomakin, I.B.; Florin, T.; Mankin, A.S.; Steitz, T.A.
Deposited on : 2016-01-04
Resolution : 2.89 Å(reported)

This is a wwPDB X-ray Structure Validation Summary Report for a publicly released PDB entry.
We welcome your comments at validation@mail.wwpdb.org
A user guide is available at
<http://wwpdb.org/validation/2016/XrayValidationReportHelp>
with specific help available everywhere you see the ⓘ symbol.

The following versions of software and data (see [references ⓘ](#)) were used in the production of this report:

MolProbity : 4.02b-467
Mogul : 1.7.1 (RC1), CSD as537be (2016)
Xtriage (Phenix) : 1.9-1692
EDS : rb-20027107
Percentile statistics : 20151230.v01 (using entries in the PDB archive December 30th 2015)
Refmac : 5.8.0135
CCP4 : 6.5.0
Ideal geometry (proteins) : Engh & Huber (2001)
Ideal geometry (DNA, RNA) : Parkinson et al. (1996)
Validation Pipeline (wwPDB-VP) : rb-20027107

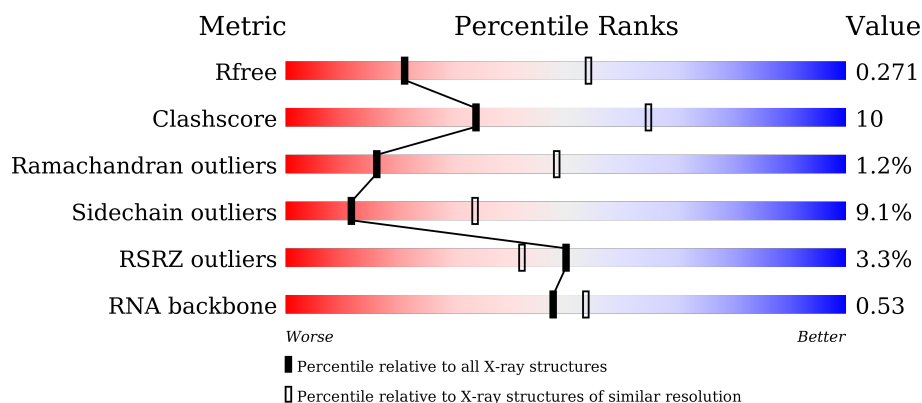
1 Overall quality at a glance

The following experimental techniques were used to determine the structure:

X-RAY DIFFRACTION

The reported resolution of this entry is 2.89 Å.

Percentile scores (ranging between 0-100) for global validation metrics of the entry are shown in the following graphic. The table shows the number of entries on which the scores are based.








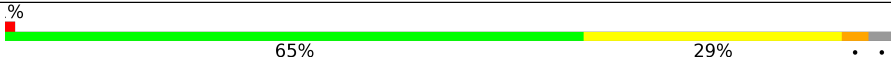



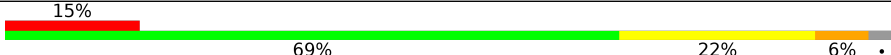







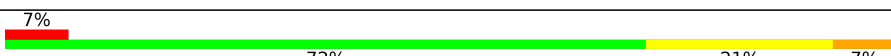

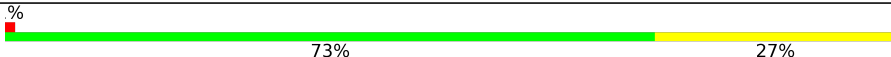





Metric	Whole archive (#Entries)	Similar resolution (#Entries, resolution range(Å))
R_{free}	91344	1451 (2.90-2.90)
Clashscore	102246	1668 (2.90-2.90)
Ramachandran outliers	100387	1630 (2.90-2.90)
Sidechain outliers	100360	1632 (2.90-2.90)
RSRZ outliers	91569	1456 (2.90-2.90)
RNA backbone	2183	1093 (3.30-2.50)

The table below summarises the geometric issues observed across the polymeric chains and their fit to the electron density. The red, orange, yellow and green segments on the lower bar indicate the fraction of residues that contain outliers for ≥ 3 , 2, 1 and 0 types of geometric quality criteria. A grey segment represents the fraction of residues that are not modelled. The numeric value for each fraction is indicated below the corresponding segment, with a dot representing fractions $\leq 5\%$. The upper red bar (where present) indicates the fraction of residues that have poor fit to the electron density. The numeric value is given above the bar.

Mol	Chain	Length	Quality of chain
1	1A	2915	<div> <div>2%</div> <div>59% 29% 5% 6%</div> </div>
1	2A	2915	<div> <div>2%</div> <div>51% 38% 7% .</div> </div>
2	1B	121	<div> <div></div> <div>73% 26% ..</div> </div>
2	2B	121	<div> <div>2%</div> <div>43% 45% 11% .</div> </div>


























Continued on next page...

Continued from previous page...

Mol	Chain	Length	Quality of chain
3	1D	276	
3	2D	276	
4	1E	206	
4	2E	206	
5	1F	210	
5	2F	210	
6	1G	182	
6	2G	182	
7	1H	180	
7	2H	180	
8	1I	148	
8	2I	148	
9	1N	140	
9	2N	140	
10	1O	122	
10	2O	122	
11	1P	150	
11	2P	150	
12	1Q	141	
12	2Q	141	
13	1R	118	
13	2R	118	
14	1S	112	
14	2S	112	
15	1T	146	





















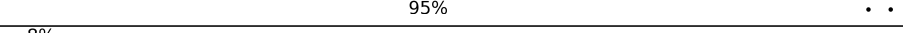




Continued on next page...

Continued from previous page...

Mol	Chain	Length	Quality of chain
15	2T	146	
16	1U	118	
16	2U	118	
17	1V	101	
17	2V	101	
18	1W	113	
18	2W	113	
19	1X	96	
19	2X	96	
20	1Y	110	
20	2Y	110	
21	1Z	206	
21	2Z	206	
22	10	85	
22	20	85	
23	11	98	
23	21	98	
24	12	72	
24	22	72	
25	13	60	
25	23	60	
26	14	71	
26	24	71	
27	15	60	
27	25	60	

Continued on next page...

Continued from previous page...

Mol	Chain	Length	Quality of chain
28	16	54	
28	26	54	
29	17	49	
29	27	49	
30	18	65	
30	28	65	
31	19	37	
31	29	37	
32	1a	1521	
32	2a	1521	
33	1b	256	
33	2b	256	
34	1c	239	
34	2c	239	
35	1d	209	
35	2d	209	
36	1e	162	
36	2e	162	
37	1f	101	
37	2f	101	
38	1g	156	
38	2g	156	
39	1h	138	
39	2h	138	
40	1i	128	

Continued on next page...

Continued from previous page...

Mol	Chain	Length	Quality of chain
40	2i	128	
41	1j	105	
41	2j	105	
42	1k	129	
42	2k	129	
43	1l	132	
43	2l	132	
44	1m	126	
44	2m	126	
45	1n	61	
45	2n	61	
46	1o	89	
46	2o	89	
47	1p	88	
47	2p	88	
48	1q	105	
48	2q	105	
49	1r	88	
49	2r	88	
50	1s	93	
50	2s	93	
51	1t	106	
51	2t	106	
52	1u	27	
52	2u	27	

Continued on next page...

Continued from previous page...

Mol	Chain	Length	Quality of chain
53	1v	24	
53	2v	24	
54	1x	77	
54	2x	77	
55	1z	15	
55	2z	15	

The following table lists non-polymeric compounds, carbohydrate monomers and non-standard residues in protein, DNA, RNA chains that are outliers for geometric or electron-density-fit criteria:

Mol	Type	Chain	Res	Chirality	Geometry	Clashes	Electron density
56	MG	10	101	-	-	-	X
56	MG	15	103	-	-	-	X
56	MG	15	104	-	-	-	X
56	MG	1A	3001	-	-	-	X
56	MG	1A	3009	-	-	-	X
56	MG	1A	3018	-	-	-	X
56	MG	1A	3042	-	-	-	X
56	MG	1A	3058	-	-	-	X
56	MG	1A	3059	-	-	-	X
56	MG	1A	3071	-	-	-	X
56	MG	1A	3091	-	-	-	X
56	MG	1A	3102	-	-	-	X
56	MG	1A	3103	-	-	-	X
56	MG	1A	3131	-	-	-	X
56	MG	1A	3140	-	-	-	X
56	MG	1A	3141	-	-	-	X
56	MG	1A	3143	-	-	-	X
56	MG	1A	3145	-	-	-	X
56	MG	1A	3149	-	-	-	X
56	MG	1A	3150	-	-	-	X
56	MG	1A	3153	-	-	-	X
56	MG	1A	3154	-	-	-	X
56	MG	1A	3159	-	-	-	X
56	MG	1A	3162	-	-	-	X
56	MG	1A	3168	-	-	-	X
56	MG	1A	3195	-	-	-	X
56	MG	1A	3199	-	-	-	X

Continued on next page...

Continued from previous page...

Mol	Type	Chain	Res	Chirality	Geometry	Clashes	Electron density
56	MG	1A	3205	-	-	-	X
56	MG	1A	3206	-	-	-	X
56	MG	1A	3214	-	-	-	X
56	MG	1A	3227	-	-	-	X
56	MG	1A	3241	-	-	-	X
56	MG	1A	3242	-	-	-	X
56	MG	1A	3245	-	-	-	X
56	MG	1A	3263	-	-	-	X
56	MG	1A	3264	-	-	-	X
56	MG	1A	3267	-	-	-	X
56	MG	1A	3268	-	-	-	X
56	MG	1A	3274	-	-	-	X
56	MG	1A	3285	-	-	-	X
56	MG	1A	3287	-	-	-	X
56	MG	1A	3288	-	-	-	X
56	MG	1A	3299	-	-	-	X
56	MG	1A	3308	-	-	-	X
56	MG	1A	3315	-	-	-	X
56	MG	1A	3316	-	-	-	X
56	MG	1A	3332	-	-	-	X
56	MG	1A	3333	-	-	-	X
56	MG	1A	3335	-	-	-	X
56	MG	1A	3404	-	-	-	X
56	MG	1A	3449	-	-	-	X
56	MG	1A	3450	-	-	-	X
56	MG	1A	3461	-	-	-	X
56	MG	1A	3469	-	-	-	X
56	MG	1A	3485	-	-	-	X
56	MG	1A	3492	-	-	-	X
56	MG	1A	3514	-	-	-	X
56	MG	1A	3515	-	-	-	X
56	MG	1A	3558	-	-	-	X
56	MG	1A	3566	-	-	-	X
56	MG	1A	3575	-	-	-	X
56	MG	1A	3577	-	-	-	X
56	MG	1A	3579	-	-	-	X
56	MG	1A	3580	-	-	-	X
56	MG	1A	3581	-	-	-	X
56	MG	1A	3587	-	-	-	X
56	MG	1A	3591	-	-	-	X
56	MG	1A	3593	-	-	-	X
56	MG	1A	3607	-	-	-	X

Continued on next page...

Continued from previous page...

Mol	Type	Chain	Res	Chirality	Geometry	Clashes	Electron density
56	MG	1A	3608	-	-	-	X
56	MG	1A	3616	-	-	-	X
56	MG	1A	3643	-	-	-	X
56	MG	1A	3649	-	-	-	X
56	MG	1A	3666	-	-	-	X
56	MG	1A	3682	-	-	-	X
56	MG	1A	3700	-	-	-	X
56	MG	1A	3703	-	-	-	X
56	MG	1A	3749	-	-	-	X
56	MG	1A	3767	-	-	-	X
56	MG	1A	3769	-	-	-	X
56	MG	1A	3772	-	-	-	X
56	MG	1A	3786	-	-	-	X
56	MG	1A	3845	-	-	-	X
56	MG	1A	3862	-	-	-	X
56	MG	1A	3914	-	-	-	X
56	MG	1A	3916	-	-	-	X
56	MG	1A	3930	-	-	-	X
56	MG	1A	3945	-	-	-	X
56	MG	1A	3948	-	-	-	X
56	MG	1A	3954	-	-	-	X
56	MG	1A	3967	-	-	-	X
56	MG	1A	3988	-	-	-	X
56	MG	1A	3989	-	-	-	X
56	MG	1A	3991	-	-	-	X
56	MG	1A	4010	-	-	-	X
56	MG	1A	4046	-	-	-	X
56	MG	1A	4047	-	-	-	X
56	MG	1A	4049	-	-	-	X
56	MG	1A	4050	-	-	-	X
56	MG	1A	4051	-	-	-	X
56	MG	1A	4057	-	-	-	X
56	MG	1A	4059	-	-	-	X
56	MG	1A	4068	-	-	-	X
56	MG	1A	4070	-	-	-	X
56	MG	1A	4071	-	-	-	X
56	MG	1A	4073	-	-	-	X
56	MG	1A	4079	-	-	-	X
56	MG	1A	4080	-	-	-	X
56	MG	1A	4081	-	-	-	X
56	MG	1A	4085	-	-	-	X
56	MG	1A	4087	-	-	-	X

Continued on next page...

Continued from previous page...

Mol	Type	Chain	Res	Chirality	Geometry	Clashes	Electron density
56	MG	1A	4088	-	-	-	X
56	MG	1A	4089	-	-	-	X
56	MG	1A	4090	-	-	-	X
56	MG	1D	302	-	-	-	X
56	MG	1D	304	-	-	-	X
56	MG	1D	305	-	-	-	X
56	MG	1D	306	-	-	-	X
56	MG	1D	307	-	-	-	X
56	MG	1D	308	-	-	-	X
56	MG	1D	311	-	-	-	X
56	MG	1E	301	-	-	-	X
56	MG	1E	302	-	-	-	X
56	MG	1E	308	-	-	-	X
56	MG	1F	303	-	-	-	X
56	MG	1F	307	-	-	-	X
56	MG	1N	3002	-	-	-	X
56	MG	1P	203	-	-	-	X
56	MG	1Q	207	-	-	-	X
56	MG	1R	205	-	-	-	X
56	MG	1U	202	-	-	-	X
56	MG	1U	204	-	-	-	X
56	MG	1U	205	-	-	-	X
56	MG	1U	206	-	-	-	X
56	MG	1W	3006	-	-	-	X
56	MG	1X	3001	-	-	-	X
56	MG	1a	1634	-	-	-	X
56	MG	1a	1645	-	-	-	X
56	MG	1a	1671	-	-	-	X
56	MG	1a	1673	-	-	-	X
56	MG	1a	1704	-	-	-	X
56	MG	1a	1713	-	-	-	X
56	MG	1a	1722	-	-	-	X
56	MG	1a	1733	-	-	-	X
56	MG	1a	1734	-	-	-	X
56	MG	1a	1746	-	-	-	X
56	MG	1a	1750	-	-	-	X
56	MG	1a	1787	-	-	-	X
56	MG	1a	1838	-	-	-	X
56	MG	1a	1844	-	-	-	X
56	MG	1a	1865	-	-	-	X
56	MG	1a	1885	-	-	-	X
56	MG	1a	1897	-	-	-	X

Continued on next page...

Continued from previous page...

Mol	Type	Chain	Res	Chirality	Geometry	Clashes	Electron density
56	MG	1a	1903	-	-	-	X
56	MG	1h	8002	-	-	-	X
56	MG	1r	3001	-	-	-	X
56	MG	1t	3001	-	-	-	X
56	MG	2A	3001	-	-	-	X
56	MG	2A	3006	-	-	-	X
56	MG	2A	3007	-	-	-	X
56	MG	2A	3016	-	-	-	X
56	MG	2A	3017	-	-	-	X
56	MG	2A	3020	-	-	-	X
56	MG	2A	3036	-	-	-	X
56	MG	2A	3037	-	-	-	X
56	MG	2A	3041	-	-	-	X
56	MG	2A	3047	-	-	-	X
56	MG	2A	3051	-	-	-	X
56	MG	2A	3053	-	-	-	X
56	MG	2A	3076	-	-	-	X
56	MG	2A	3089	-	-	-	X
56	MG	2A	3090	-	-	-	X
56	MG	2A	3092	-	-	-	X
56	MG	2A	3100	-	-	-	X
56	MG	2A	3105	-	-	-	X
56	MG	2A	3113	-	-	-	X
56	MG	2A	3119	-	-	-	X
56	MG	2A	3120	-	-	-	X
56	MG	2A	3129	-	-	-	X
56	MG	2A	3137	-	-	-	X
56	MG	2A	3139	-	-	-	X
56	MG	2A	3140	-	-	-	X
56	MG	2A	3144	-	-	-	X
56	MG	2A	3145	-	-	-	X
56	MG	2A	3156	-	-	-	X
56	MG	2A	3157	-	-	-	X
56	MG	2A	3174	-	-	-	X
56	MG	2A	3175	-	-	-	X
56	MG	2A	3179	-	-	-	X
56	MG	2A	3185	-	-	-	X
56	MG	2A	3187	-	-	-	X
56	MG	2A	3193	-	-	-	X
56	MG	2A	3195	-	-	-	X
56	MG	2A	3196	-	-	-	X
56	MG	2A	3199	-	-	-	X

Continued on next page...

Continued from previous page...

Mol	Type	Chain	Res	Chirality	Geometry	Clashes	Electron density
56	MG	2A	3209	-	-	-	X
56	MG	2A	3210	-	-	-	X
56	MG	2A	3212	-	-	-	X
56	MG	2A	3215	-	-	-	X
56	MG	2A	3225	-	-	-	X
56	MG	2A	3227	-	-	-	X
56	MG	2A	3231	-	-	-	X
56	MG	2A	3245	-	-	-	X
56	MG	2A	3251	-	-	-	X
56	MG	2A	3254	-	-	-	X
56	MG	2A	3257	-	-	-	X
56	MG	2A	3265	-	-	-	X
56	MG	2A	3274	-	-	-	X
56	MG	2A	3278	-	-	-	X
56	MG	2A	3282	-	-	-	X
56	MG	2A	3283	-	-	-	X
56	MG	2A	3286	-	-	-	X
56	MG	2A	3287	-	-	-	X
56	MG	2A	3293	-	-	-	X
56	MG	2A	3308	-	-	-	X
56	MG	2A	3311	-	-	-	X
56	MG	2A	3317	-	-	-	X
56	MG	2A	3319	-	-	-	X
56	MG	2A	3320	-	-	-	X
56	MG	2A	3321	-	-	-	X
56	MG	2A	3353	-	-	-	X
56	MG	2A	3355	-	-	-	X
56	MG	2A	3366	-	-	-	X
56	MG	2A	3376	-	-	-	X
56	MG	2A	3386	-	-	-	X
56	MG	2A	3387	-	-	-	X
56	MG	2A	3389	-	-	-	X
56	MG	2A	3411	-	-	-	X
56	MG	2A	3418	-	-	-	X
56	MG	2A	3419	-	-	-	X
56	MG	2A	3421	-	-	-	X
56	MG	2A	3432	-	-	-	X
56	MG	2A	3456	-	-	-	X
56	MG	2A	3476	-	-	-	X
56	MG	2A	3481	-	-	-	X
56	MG	2A	3486	-	-	-	X
56	MG	2A	3494	-	-	-	X

Continued on next page...

Continued from previous page...

Mol	Type	Chain	Res	Chirality	Geometry	Clashes	Electron density
56	MG	2A	3522	-	-	-	X
56	MG	2A	3523	-	-	-	X
56	MG	2A	3528	-	-	-	X
56	MG	2A	3530	-	-	-	X
56	MG	2A	3531	-	-	-	X
56	MG	2A	3543	-	-	-	X
56	MG	2A	3547	-	-	-	X
56	MG	2A	3552	-	-	-	X
56	MG	2A	3553	-	-	-	X
56	MG	2A	3554	-	-	-	X
56	MG	2A	3555	-	-	-	X
56	MG	2A	3558	-	-	-	X
56	MG	2A	3559	-	-	-	X
56	MG	2B	205	-	-	-	X
56	MG	2D	302	-	-	-	X
56	MG	2D	303	-	-	-	X
56	MG	2D	305	-	-	-	X
56	MG	2E	302	-	-	-	X
56	MG	2P	201	-	-	-	X
56	MG	2a	3007	-	-	-	X
56	MG	2a	3018	-	-	-	X
56	MG	2a	3023	-	-	-	X
56	MG	2a	3030	-	-	-	X
56	MG	2a	3045	-	-	-	X
56	MG	2a	3064	-	-	-	X
56	MG	2a	3067	-	-	-	X
56	MG	2a	3068	-	-	-	X
56	MG	2a	3100	-	-	-	X
56	MG	2a	3101	-	-	-	X
56	MG	2a	3102	-	-	-	X
56	MG	2a	3109	-	-	-	X
56	MG	2a	3111	-	-	-	X
56	MG	2a	3113	-	-	-	X
56	MG	2a	3114	-	-	-	X
56	MG	2a	3126	-	-	-	X
56	MG	2a	3128	-	-	-	X
56	MG	2a	3131	-	-	-	X
56	MG	2a	3140	-	-	-	X
56	MG	2a	3178	-	-	-	X
56	MG	2a	3188	-	-	-	X
56	MG	2a	3217	-	-	-	X
56	MG	2a	3239	-	-	-	X

Continued on next page...

Continued from previous page...

Mol	Type	Chain	Res	Chirality	Geometry	Clashes	Electron density
56	MG	2a	3253	-	-	-	X
56	MG	2a	3254	-	-	-	X
56	MG	2e	3001	-	-	-	X

2 Entry composition [i](#)

There are 59 unique types of molecules in this entry. The entry contains 288976 atoms, of which 0 are hydrogens and 0 are deuteriums.

In the tables below, the ZeroOcc column contains the number of atoms modelled with zero occupancy, the AltConf column contains the number of residues with at least one atom in alternate conformation and the Trace column contains the number of residues modelled with at most 2 atoms.

- Molecule 1 is a RNA chain called 23S Ribosomal RNA.

Mol	Chain	Residues	Atoms					ZeroOcc	AltConf	Trace
1	1A	2746	Total	C	N	O	P	0	0	0
			59154	26327	11077	19005	2745			
1	2A	2790	Total	C	N	O	P	0	0	0
			60091	26746	11243	19313	2789			

- Molecule 2 is a RNA chain called 5S Ribosomal RNA.

Mol	Chain	Residues	Atoms					ZeroOcc	AltConf	Trace
2	1B	120	Total	C	N	O	P	0	0	0
			2572	1146	476	831	119			
2	2B	120	Total	C	N	O	P	0	0	0
			2573	1146	476	832	119			

- Molecule 3 is a protein called 50S ribosomal protein L2.

Mol	Chain	Residues	Atoms					ZeroOcc	AltConf	Trace
3	1D	275	Total	C	N	O	S	0	0	0
			2136	1349	423	361	3			
3	2D	275	Total	C	N	O	S	0	0	0
			2142	1352	426	361	3			

- Molecule 4 is a protein called 50S ribosomal protein L3.

Mol	Chain	Residues	Atoms					ZeroOcc	AltConf	Trace
4	1E	204	Total	C	N	O	S	0	0	0
			1559	985	298	270	6			
4	2E	204	Total	C	N	O	S	0	0	0
			1559	985	298	270	6			

- Molecule 5 is a protein called 50S ribosomal protein L4.

Mol	Chain	Residues	Atoms					ZeroOcc	AltConf	Trace
5	1F	203	Total	C	N	O	S	0	0	1
			1584	1009	298	275	2			
5	2F	203	Total	C	N	O	S	0	0	1
			1580	1007	297	274	2			

- Molecule 6 is a protein called 50S ribosomal protein L5.

Mol	Chain	Residues	Atoms					ZeroOcc	AltConf	Trace
6	1G	181	Total	C	N	O	S	0	0	0
			1425	914	256	251	4			
6	2G	181	Total	C	N	O	S	0	0	0
			1424	911	258	251	4			

- Molecule 7 is a protein called 50S ribosomal protein L6.

Mol	Chain	Residues	Atoms					ZeroOcc	AltConf	Trace
7	1H	174	Total	C	N	O	S	0	0	0
			1330	845	248	236	1			
7	2H	174	Total	C	N	O	S	0	0	0
			1330	845	248	236	1			

- Molecule 8 is a protein called 50S ribosomal protein L9.

Mol	Chain	Residues	Atoms					ZeroOcc	AltConf	Trace
8	1I	146	Total	C	N	O	S	0	0	0
			1085	693	189	202	1			
8	2I	146	Total	C	N	O	S	0	0	0
			1061	680	186	194	1			

- Molecule 9 is a protein called 50S ribosomal protein L13.

Mol	Chain	Residues	Atoms					ZeroOcc	AltConf	Trace
9	1N	140	Total	C	N	O	S	0	0	0
			1117	719	207	187	4			
9	2N	140	Total	C	N	O	S	0	0	0
			1117	719	207	187	4			

- Molecule 10 is a protein called 50S ribosomal protein L14.

Mol	Chain	Residues	Atoms					ZeroOcc	AltConf	Trace
10	1O	122	Total	C	N	O	S	0	0	0
			933	588	171	170	4			

Continued on next page...

Continued from previous page...

Mol	Chain	Residues	Atoms					ZeroOcc	AltConf	Trace
10	2O	122	Total	C	N	O	S	0	0	0
			933	588	171	170	4			

- Molecule 11 is a protein called 50S ribosomal protein L15.

Mol	Chain	Residues	Atoms					ZeroOcc	AltConf	Trace
11	1P	149	Total	C	N	O	S	0	0	0
			1139	709	231	196	3			
11	2P	149	Total	C	N	O	S	0	0	0
			1135	706	230	196	3			

- Molecule 12 is a protein called 50S ribosomal protein L16.

Mol	Chain	Residues	Atoms					ZeroOcc	AltConf	Trace
12	1Q	141	Total	C	N	O	S	0	0	0
			1122	715	212	188	7			
12	2Q	141	Total	C	N	O	S	0	0	0
			1122	715	212	188	7			

- Molecule 13 is a protein called 50S ribosomal protein L17.

Mol	Chain	Residues	Atoms					ZeroOcc	AltConf	Trace
13	1R	118	Total	C	N	O	S	0	0	0
			968	604	203	160	1			
13	2R	118	Total	C	N	O	S	0	0	0
			968	604	203	160	1			

- Molecule 14 is a protein called 50S ribosomal protein L18.

Mol	Chain	Residues	Atoms				ZeroOcc	AltConf	Trace
14	1S	110	Total	C	N	O	0	0	0
			877	553	175	149			
14	2S	110	Total	C	N	O	0	0	0
			870	549	173	148			

- Molecule 15 is a protein called 50S ribosomal protein L19.

Mol	Chain	Residues	Atoms				ZeroOcc	AltConf	Trace
15	1T	131	Total	C	N	O	0	0	0
			1091	680	225	185			
15	2T	131	Total	C	N	O	0	0	0
			1083	675	224	183			

- Molecule 16 is a protein called 50S ribosomal protein L20.

Mol	Chain	Residues	Atoms					ZeroOcc	AltConf	Trace
16	1U	116	Total	C	N	O	S	0	0	0
			959	608	201	149	1			
16	2U	116	Total	C	N	O	S	0	0	0
			959	608	201	149	1			

- Molecule 17 is a protein called 50S ribosomal protein L21.

Mol	Chain	Residues	Atoms					ZeroOcc	AltConf	Trace
17	1V	101	Total	C	N	O	S	0	0	0
			771	495	140	135	1			
17	2V	101	Total	C	N	O	S	0	0	0
			771	495	140	135	1			

- Molecule 18 is a protein called 50S ribosomal protein L22.

Mol	Chain	Residues	Atoms					ZeroOcc	AltConf	Trace
18	1W	112	Total	C	N	O	S	0	0	0
			886	557	174	153	2			
18	2W	112	Total	C	N	O	S	0	0	0
			886	557	174	153	2			

- Molecule 19 is a protein called 50S ribosomal protein L23.

Mol	Chain	Residues	Atoms					ZeroOcc	AltConf	Trace
19	1X	95	Total	C	N	O	S	0	0	0
			750	488	135	126	1			
19	2X	95	Total	C	N	O	S	0	0	0
			750	488	135	126	1			

- Molecule 20 is a protein called 50S ribosomal protein L24.

Mol	Chain	Residues	Atoms					ZeroOcc	AltConf	Trace
20	1Y	107	Total	C	N	O	S	0	0	0
			806	517	152	131	6			
20	2Y	107	Total	C	N	O	S	0	0	0
			806	517	152	131	6			

- Molecule 21 is a protein called 50S ribosomal protein L25.

Mol	Chain	Residues	Atoms					ZeroOcc	AltConf	Trace
21	1Z	186	Total	C	N	O	S	0	0	0
			1470	937	262	269	2			
21	2Z	186	Total	C	N	O	S	0	0	0
			1454	929	256	267	2			

- Molecule 22 is a protein called 50S ribosomal protein L27.

Mol	Chain	Residues	Atoms					ZeroOcc	AltConf	Trace
22	10	75	Total	C	N	O	S	0	0	0
			598	370	127	100	1			
22	20	75	Total	C	N	O	S	0	0	0
			598	370	127	100	1			

- Molecule 23 is a protein called 50S ribosomal protein L28.

Mol	Chain	Residues	Atoms					ZeroOcc	AltConf	Trace
23	11	97	Total	C	N	O	S	0	0	0
			755	475	148	131	1			
23	21	97	Total	C	N	O	S	0	0	0
			755	475	148	131	1			

- Molecule 24 is a protein called 50S ribosomal protein L29.

Mol	Chain	Residues	Atoms					ZeroOcc	AltConf	Trace
24	12	70	Total	C	N	O	S	0	0	0
			588	365	118	103	2			
24	22	70	Total	C	N	O	S	0	0	0
			588	365	118	103	2			

- Molecule 25 is a protein called 50S ribosomal protein L30.

Mol	Chain	Residues	Atoms				ZeroOcc	AltConf	Trace
25	13	59	Total	C	N	O	0	0	0
			469	298	90	81			
25	23	59	Total	C	N	O	0	0	0
			464	296	90	78			

- Molecule 26 is a protein called 50S ribosomal protein L31.

Mol	Chain	Residues	Atoms					ZeroOcc	AltConf	Trace
26	14	69	Total	C	N	O	S	0	0	0
			558	352	102	99	5			

Continued on next page...

Continued from previous page...

Mol	Chain	Residues	Atoms					ZeroOcc	AltConf	Trace
26	24	69	Total	C	N	O	S	0	0	0
			532	339	97	91	5			

- Molecule 27 is a protein called 50S ribosomal protein L32.

Mol	Chain	Residues	Atoms					ZeroOcc	AltConf	Trace
27	15	59	Total	C	N	O	S	0	0	0
			455	285	89	76	5			
27	25	59	Total	C	N	O	S	0	0	0
			455	285	89	76	5			

- Molecule 28 is a protein called 50S ribosomal protein L33.

Mol	Chain	Residues	Atoms					ZeroOcc	AltConf	Trace
28	16	53	Total	C	N	O	S	0	0	0
			453	281	91	77	4			
28	26	53	Total	C	N	O	S	0	0	0
			449	279	91	75	4			

- Molecule 29 is a protein called 50S ribosomal protein L34.

Mol	Chain	Residues	Atoms					ZeroOcc	AltConf	Trace
29	17	48	Total	C	N	O	S	0	0	0
			418	257	104	55	2			
29	27	48	Total	C	N	O	S	0	0	0
			418	257	104	55	2			

- Molecule 30 is a protein called 50S ribosomal protein L35.

Mol	Chain	Residues	Atoms					ZeroOcc	AltConf	Trace
30	18	64	Total	C	N	O	S	0	0	0
			517	331	102	82	2			
30	28	64	Total	C	N	O	S	0	0	0
			517	331	102	82	2			

- Molecule 31 is a protein called 50S ribosomal protein L36.

Mol	Chain	Residues	Atoms					ZeroOcc	AltConf	Trace
31	19	37	Total	C	N	O	S	0	0	0
			307	188	68	47	4			
31	29	37	Total	C	N	O	S	0	0	0
			307	188	68	47	4			

- Molecule 32 is a RNA chain called 16S Ribosomal RNA.

Mol	Chain	Residues	Atoms					ZeroOcc	AltConf	Trace
32	1a	1477	Total	C	N	O	P	0	0	0
			31750	14131	5883	10259	1477			
32	2a	1483	Total	C	N	O	P	0	0	0
			31877	14188	5905	10301	1483			

- Molecule 33 is a protein called 30S ribosomal protein S2.

Mol	Chain	Residues	Atoms					ZeroOcc	AltConf	Trace
33	1b	231	Total	C	N	O	S	0	0	0
			1786	1136	321	325	4			
33	2b	231	Total	C	N	O	S	0	0	0
			1697	1079	292	321	5			

- Molecule 34 is a protein called 30S ribosomal protein S3.

Mol	Chain	Residues	Atoms					ZeroOcc	AltConf	Trace
34	1c	206	Total	C	N	O	S	0	0	0
			1480	932	281	266	1			
34	2c	206	Total	C	N	O	S	0	0	0
			1412	883	269	259	1			

- Molecule 35 is a protein called 30S ribosomal protein S4.

Mol	Chain	Residues	Atoms					ZeroOcc	AltConf	Trace
35	1d	208	Total	C	N	O	S	0	0	0
			1618	1013	312	286	7			
35	2d	208	Total	C	N	O	S	0	0	0
			1630	1022	321	280	7			

- Molecule 36 is a protein called 30S ribosomal protein S5.

Mol	Chain	Residues	Atoms					ZeroOcc	AltConf	Trace
36	1e	148	Total	C	N	O	S	0	0	0
			1129	714	213	198	4			
36	2e	148	Total	C	N	O	S	0	0	0
			1095	695	203	193	4			

- Molecule 37 is a protein called 30S ribosomal protein S6.

Mol	Chain	Residues	Atoms					ZeroOcc	AltConf	Trace
37	1f	100	Total	C	N	O	S	0	0	0
			806	511	143	149	3			
37	2f	100	Total	C	N	O	S	0	0	0
			817	516	146	152	3			

- Molecule 38 is a protein called 30S ribosomal protein S7.

Mol	Chain	Residues	Atoms					ZeroOcc	AltConf	Trace
38	1g	155	Total	C	N	O	S	0	0	0
			1183	732	232	213	6			
38	2g	155	Total	C	N	O	S	0	0	0
			1167	728	220	213	6			

- Molecule 39 is a protein called 30S ribosomal protein S8.

Mol	Chain	Residues	Atoms					ZeroOcc	AltConf	Trace
39	1h	137	Total	C	N	O	S	0	0	0
			1088	689	206	191	2			
39	2h	137	Total	C	N	O	S	0	0	0
			1074	681	202	189	2			

- Molecule 40 is a protein called 30S ribosomal protein S9.

Mol	Chain	Residues	Atoms				ZeroOcc	AltConf	Trace
40	1i	127	Total	C	N	O	0	0	0
			976	620	189	167			
40	2i	127	Total	C	N	O	0	0	0
			932	589	177	166			

- Molecule 41 is a protein called 30S ribosomal protein S10.

Mol	Chain	Residues	Atoms				ZeroOcc	AltConf	Trace
41	1j	97	Total	C	N	O	0	0	0
			682	424	130	128			
41	2j	96	Total	C	N	O	0	0	0
			678	424	126	128			

- Molecule 42 is a protein called 30S ribosomal protein S11.

Mol	Chain	Residues	Atoms					ZeroOcc	AltConf	Trace
42	1k	114	Total	C	N	O	S	0	0	0
			826	513	156	154	3			

Continued on next page...

Continued from previous page...

Mol	Chain	Residues	Atoms					ZeroOcc	AltConf	Trace
42	2k	114	Total	C	N	O	S	0	0	0
			829	516	155	155	3			

- Molecule 43 is a protein called 30S ribosomal protein S12.

Mol	Chain	Residues	Atoms					ZeroOcc	AltConf	Trace
43	1l	122	Total	C	N	O	S	0	0	0
			920	579	181	159	1			
43	2l	122	Total	C	N	O	S	0	0	0
			918	576	182	159	1			

- Molecule 44 is a protein called 30S ribosomal protein S13.

Mol	Chain	Residues	Atoms					ZeroOcc	AltConf	Trace
44	1m	118	Total	C	N	O	S	0	0	0
			923	569	191	161	2			
44	2m	116	Total	C	N	O	S	0	0	0
			903	555	187	159	2			

- Molecule 45 is a protein called 30S ribosomal protein S14 type Z.

Mol	Chain	Residues	Atoms					ZeroOcc	AltConf	Trace
45	1n	60	Total	C	N	O	S	0	0	0
			482	306	100	72	4			
45	2n	60	Total	C	N	O	S	0	0	0
			459	291	93	71	4			

- Molecule 46 is a protein called 30S ribosomal protein S15.

Mol	Chain	Residues	Atoms					ZeroOcc	AltConf	Trace
46	1o	88	Total	C	N	O	S	0	0	0
			715	447	140	126	2			
46	2o	88	Total	C	N	O	S	0	0	0
			728	456	144	126	2			

- Molecule 47 is a protein called 30S ribosomal protein S16.

Mol	Chain	Residues	Atoms					ZeroOcc	AltConf	Trace
47	1p	82	Total	C	N	O	S	0	0	0
			671	424	133	113	1			
47	2p	82	Total	C	N	O	S	0	0	0
			677	430	133	113	1			

- Molecule 48 is a protein called 30S ribosomal protein S17.

Mol	Chain	Residues	Atoms					ZeroOcc	AltConf	Trace
48	1q	99	Total	C	N	O	S	0	0	0
			811	519	148	142	2			
48	2q	99	Total	C	N	O	S	0	0	0
			823	528	151	142	2			

- Molecule 49 is a protein called 30S ribosomal protein S18.

Mol	Chain	Residues	Atoms					ZeroOcc	AltConf	Trace
49	1r	68	Total	C	N	O		0	0	0
			555	355	108	92				
49	2r	68	Total	C	N	O		0	0	0
			555	355	108	92				

- Molecule 50 is a protein called 30S ribosomal protein S19.

Mol	Chain	Residues	Atoms					ZeroOcc	AltConf	Trace
50	1s	84	Total	C	N	O	S	0	0	0
			642	409	119	112	2			
50	2s	83	Total	C	N	O	S	0	0	0
			646	412	119	113	2			

- Molecule 51 is a protein called 30S ribosomal protein S20.

Mol	Chain	Residues	Atoms					ZeroOcc	AltConf	Trace
51	1t	96	Total	C	N	O	S	0	0	0
			712	435	152	123	2			
51	2t	96	Total	C	N	O	S	0	0	0
			731	449	156	124	2			

- Molecule 52 is a protein called 30S ribosomal protein Thx.

Mol	Chain	Residues	Atoms				ZeroOcc	AltConf	Trace
52	1u	23	Total	C	N	O	0	0	0
			187	116	42	29			
52	2u	23	Total	C	N	O	0	0	0
			199	122	48	29			

- Molecule 53 is a RNA chain called mRNA.

Mol	Chain	Residues	Atoms					ZeroOcc	AltConf	Trace
53	1v	5	Total	C	N	O	P	0	0	0
			109	49	22	33	5			
53	2v	5	Total	C	N	O	P	0	0	0
			109	49	22	33	5			

- Molecule 54 is a RNA chain called P-site tRNA.

Mol	Chain	Residues	Atoms						ZeroOcc	AltConf	Trace
54	1x	76	Total	C	N	O	P	S	0	0	0
			1625	725	294	529	76	1			
54	2x	76	Total	C	N	O	P	S	0	0	0
			1625	725	294	529	76	1			

- Molecule 55 is a protein called Metalnikowin-1.

Mol	Chain	Residues	Atoms				ZeroOcc	AltConf	Trace
55	1z	12	Total	C	N	O	0	0	0
			105	66	22	17			
55	2z	13	Total	C	N	O	0	0	0
			112	71	23	18			

- Molecule 56 is MAGNESIUM ION (three-letter code: MG) (formula: Mg).

Mol	Chain	Residues	Atoms		ZeroOcc	AltConf
56	2E	4	Total	Mg	0	0
			4	4		
56	17	2	Total	Mg	0	0
			2	2		
56	1z	1	Total	Mg	0	0
			1	1		
56	2d	2	Total	Mg	0	0
			2	2		
56	1T	6	Total	Mg	0	0
			6	6		
56	1N	7	Total	Mg	0	0
			7	7		
56	1u	1	Total	Mg	0	0
			1	1		
56	18	3	Total	Mg	0	0
			3	3		
56	1o	3	Total	Mg	0	0
			3	3		

Continued on next page...

Continued from previous page...

Mol	Chain	Residues	Atoms		ZeroOcc	AltConf
56	2l	5	Total 5	Mg 5	0	0
56	1Y	1	Total 1	Mg 1	0	0
56	13	2	Total 2	Mg 2	0	0
56	1f	1	Total 1	Mg 1	0	0
56	1P	6	Total 6	Mg 6	0	0
56	2B	10	Total 10	Mg 10	0	0
56	1q	3	Total 3	Mg 3	0	0
56	23	1	Total 1	Mg 1	0	0
56	1k	1	Total 1	Mg 1	0	0
56	1E	12	Total 12	Mg 12	0	0
56	2z	1	Total 1	Mg 1	0	0
56	1b	1	Total 1	Mg 1	0	0
56	25	1	Total 1	Mg 1	0	0
56	2F	4	Total 4	Mg 4	0	0
56	16	4	Total 4	Mg 4	0	0
56	28	3	Total 3	Mg 3	0	0
56	2e	2	Total 2	Mg 2	0	0
56	1W	6	Total 6	Mg 6	0	0
56	1A	1090	Total 1090	Mg 1090	0	0
56	1t	1	Total 1	Mg 1	0	0
56	1n	1	Total 1	Mg 1	0	0

Continued on next page...

Continued from previous page...

Mol	Chain	Residues	Atoms		ZeroOcc	AltConf
56	2P	1	Total 1	Mg 1	0	0
56	1X	1	Total 1	Mg 1	0	0
56	12	1	Total 1	Mg 1	0	0
56	20	1	Total 1	Mg 1	0	0
56	1p	2	Total 2	Mg 2	0	0
56	2T	1	Total 1	Mg 1	0	0
56	1D	13	Total 13	Mg 13	0	0
56	2N	1	Total 1	Mg 1	0	0
56	1e	3	Total 3	Mg 3	0	0
56	2G	1	Total 1	Mg 1	0	0
56	2f	1	Total 1	Mg 1	0	0
56	1V	2	Total 2	Mg 2	0	0
56	2X	1	Total 1	Mg 1	0	0
56	2v	1	Total 1	Mg 1	0	0
56	1a	309	Total 309	Mg 309	0	0
56	2Q	5	Total 5	Mg 5	0	0
56	15	3	Total 3	Mg 3	0	0
56	1x	10	Total 10	Mg 10	0	0
56	1R	6	Total 6	Mg 6	0	0
56	1m	1	Total 1	Mg 1	0	0
56	2U	1	Total 1	Mg 1	0	0

Continued on next page...

Continued from previous page...

Mol	Chain	Residues	Atoms		ZeroOcc	AltConf
56	1G	3	Total 3	Mg 3	0	0
56	2O	3	Total 3	Mg 3	0	0
56	11	3	Total 3	Mg 3	0	0
56	1d	2	Total 2	Mg 2	0	0
56	2r	1	Total 1	Mg 1	0	0
56	1H	4	Total 4	Mg 4	0	0
56	2q	3	Total 3	Mg 3	0	0
56	2Y	1	Total 1	Mg 1	0	0
56	1v	1	Total 1	Mg 1	0	0
56	2x	7	Total 7	Mg 7	0	0
56	2R	2	Total 2	Mg 2	0	0
56	1Z	2	Total 2	Mg 2	0	0
56	2D	5	Total 5	Mg 5	0	0
56	14	1	Total 1	Mg 1	0	0
56	1U	6	Total 6	Mg 6	0	0
56	1O	3	Total 3	Mg 3	0	0
56	1r	3	Total 3	Mg 3	0	0
56	19	5	Total 5	Mg 5	0	0
56	1l	2	Total 2	Mg 2	0	0
56	1F	8	Total 8	Mg 8	0	0
56	10	6	Total 6	Mg 6	0	0

Continued on next page...

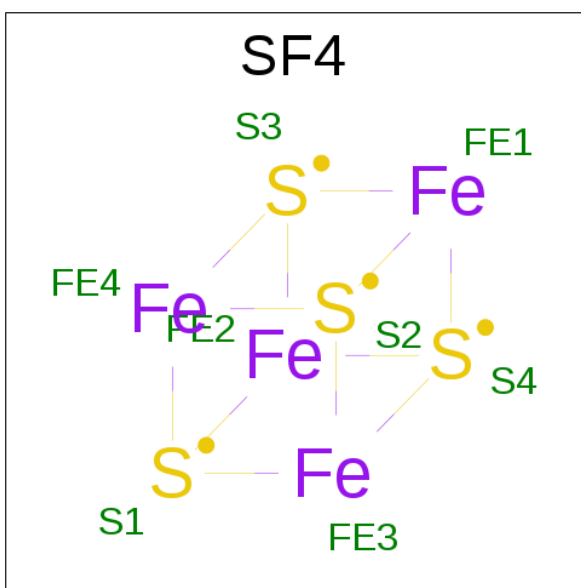
Continued from previous page...

Mol	Chain	Residues	Atoms		ZeroOcc	AltConf
56	2t	1	Total 1	Mg 1	0	0
56	1Q	9	Total 9	Mg 9	0	0
56	2A	561	Total 561	Mg 561	0	0
56	1h	2	Total 2	Mg 2	0	0
56	2Z	1	Total 1	Mg 1	0	0
56	1B	30	Total 30	Mg 30	0	0
56	2a	255	Total 255	Mg 255	0	0

- Molecule 57 is ZINC ION (three-letter code: ZN) (formula: Zn).

Mol	Chain	Residues	Atoms		ZeroOcc	AltConf
57	1Y	1	Total 1	Zn 1	0	0
57	14	1	Total 1	Zn 1	0	0
57	1n	1	Total 1	Zn 1	0	0
57	15	1	Total 1	Zn 1	0	0
57	29	1	Total 1	Zn 1	0	0
57	19	1	Total 1	Zn 1	0	0
57	26	1	Total 1	Zn 1	0	0
57	25	1	Total 1	Zn 1	0	0
57	24	1	Total 1	Zn 1	0	0
57	2n	1	Total 1	Zn 1	0	0
57	2Y	1	Total 1	Zn 1	0	0
57	16	1	Total 1	Zn 1	0	0

- Molecule 58 is IRON/SULFUR CLUSTER (three-letter code: SF4) (formula: Fe₄S₄).



Mol	Chain	Residues	Atoms			ZeroOcc	AltConf
58	1d	1	Total	Fe	S	0	0
			8	4	4		
58	2d	1	Total	Fe	S	0	0
			8	4	4		

- Molecule 59 is water.

Mol	Chain	Residues	Atoms		ZeroOcc	AltConf
59	1A	2412	Total	O	0	0
			2412	2412		
59	1B	46	Total	O	0	0
			46	46		
59	1D	25	Total	O	0	0
			25	25		
59	1E	30	Total	O	0	0
			30	30		
59	1F	21	Total	O	0	0
			21	21		
59	1G	8	Total	O	0	0
			8	8		
59	1H	4	Total	O	0	0
			4	4		
59	1I	3	Total	O	0	0
			3	3		
59	1N	8	Total	O	0	0
			8	8		

Continued on next page...

Continued from previous page...

Mol	Chain	Residues	Atoms		ZeroOcc	AltConf
59	1O	5	Total 5	O 5	0	0
59	1P	25	Total 25	O 25	0	0
59	1Q	13	Total 13	O 13	0	0
59	1R	18	Total 18	O 18	0	0
59	1S	2	Total 2	O 2	0	0
59	1T	13	Total 13	O 13	0	0
59	1U	18	Total 18	O 18	0	0
59	1V	5	Total 5	O 5	0	0
59	1W	14	Total 14	O 14	0	0
59	1X	5	Total 5	O 5	0	0
59	1Y	1	Total 1	O 1	0	0
59	1Z	6	Total 6	O 6	0	0
59	10	8	Total 8	O 8	0	0
59	11	7	Total 7	O 7	0	0
59	12	2	Total 2	O 2	0	0
59	13	3	Total 3	O 3	0	0
59	15	7	Total 7	O 7	0	0
59	16	11	Total 11	O 11	0	0
59	17	9	Total 9	O 9	0	0
59	18	16	Total 16	O 16	0	0
59	19	3	Total 3	O 3	0	0

Continued on next page...

Continued from previous page...

Mol	Chain	Residues	Atoms		ZeroOcc	AltConf
59	1a	394	Total 394	O 394	0	0
59	1b	1	Total 1	O 1	0	0
59	1c	1	Total 1	O 1	0	0
59	1d	3	Total 3	O 3	0	0
59	1e	4	Total 4	O 4	0	0
59	1f	1	Total 1	O 1	0	0
59	1h	2	Total 2	O 2	0	0
59	1j	1	Total 1	O 1	0	0
59	1k	2	Total 2	O 2	0	0
59	1l	3	Total 3	O 3	0	0
59	1m	1	Total 1	O 1	0	0
59	1p	1	Total 1	O 1	0	0
59	1q	1	Total 1	O 1	0	0
59	1s	1	Total 1	O 1	0	0
59	1u	1	Total 1	O 1	0	0
59	1v	3	Total 3	O 3	0	0
59	1x	10	Total 10	O 10	0	0
59	1z	5	Total 5	O 5	0	0
59	2A	824	Total 824	O 824	0	0
59	2B	9	Total 9	O 9	0	0
59	2D	18	Total 18	O 18	0	0

Continued on next page...

Continued from previous page...

Mol	Chain	Residues	Atoms		ZeroOcc	AltConf
59	2E	11	Total 11	O 11	0	0
59	2F	6	Total 6	O 6	0	0
59	2N	2	Total 2	O 2	0	0
59	2O	1	Total 1	O 1	0	0
59	2P	6	Total 6	O 6	0	0
59	2R	1	Total 1	O 1	0	0
59	2T	1	Total 1	O 1	0	0
59	2U	3	Total 3	O 3	0	0
59	2W	1	Total 1	O 1	0	0
59	2X	3	Total 3	O 3	0	0
59	2Y	2	Total 2	O 2	0	0
59	2Z	5	Total 5	O 5	0	0
59	20	2	Total 2	O 2	0	0
59	21	1	Total 1	O 1	0	0
59	23	2	Total 2	O 2	0	0
59	25	1	Total 1	O 1	0	0
59	27	1	Total 1	O 1	0	0
59	28	4	Total 4	O 4	0	0
59	2a	329	Total 329	O 329	0	0
59	2c	1	Total 1	O 1	0	0
59	2d	1	Total 1	O 1	0	0

Continued on next page...

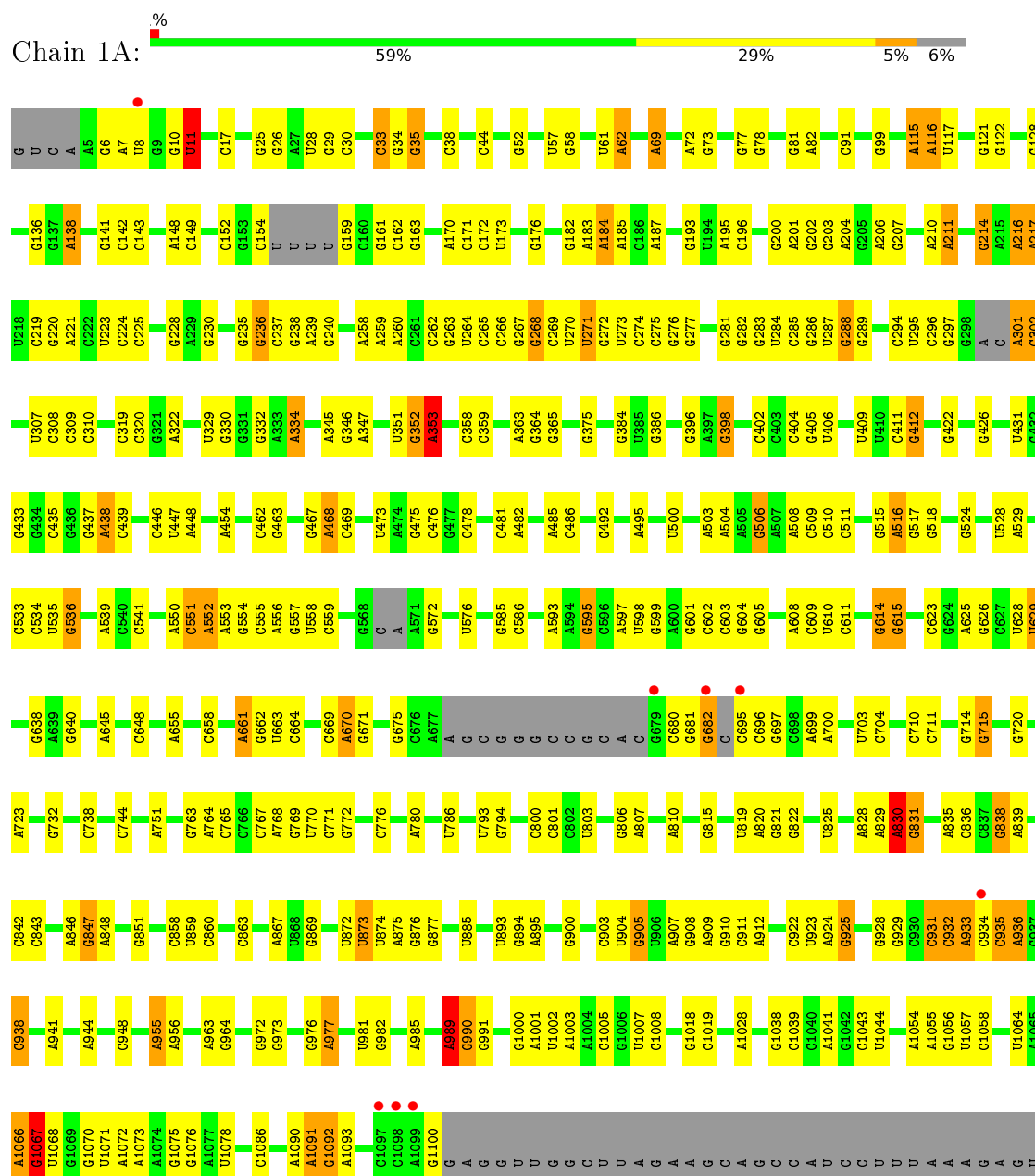
Continued from previous page...

Mol	Chain	Residues	Atoms		ZeroOcc	AltConf
59	2e	4	Total 4	O 4	0	0
59	2g	1	Total 1	O 1	0	0
59	2i	2	Total 2	O 2	0	0
59	2l	2	Total 2	O 2	0	0
59	2m	1	Total 1	O 1	0	0
59	2o	1	Total 1	O 1	0	0
59	2p	2	Total 2	O 2	0	0
59	2q	1	Total 1	O 1	0	0
59	2t	4	Total 4	O 4	0	0
59	2u	1	Total 1	O 1	0	0
59	2x	6	Total 6	O 6	0	0
59	2z	2	Total 2	O 2	0	0

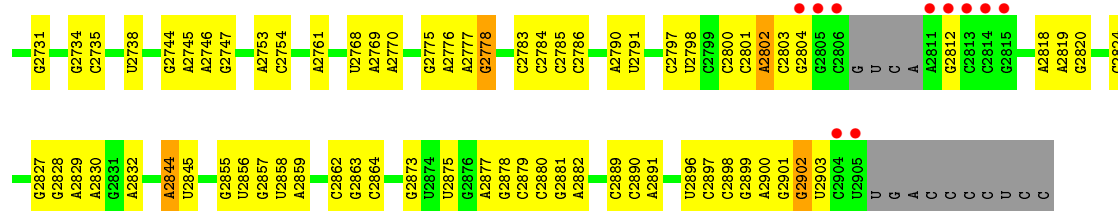
3 Residue-property plots

These plots are drawn for all protein, RNA and DNA chains in the entry. The first graphic for a chain summarises the proportions of errors displayed in the second graphic. The second graphic shows the sequence view annotated by issues in geometry and electron density. Residues are color-coded according to the number of geometric quality criteria for which they contain at least one outlier: green = 0, yellow = 1, orange = 2 and red = 3 or more. A red dot above a residue indicates a poor fit to the electron density ($\text{RSRZ} > 2$). Stretches of 2 or more consecutive residues without any outlier are shown as a green connector. Residues present in the sample, but not in the model, are shown in grey.

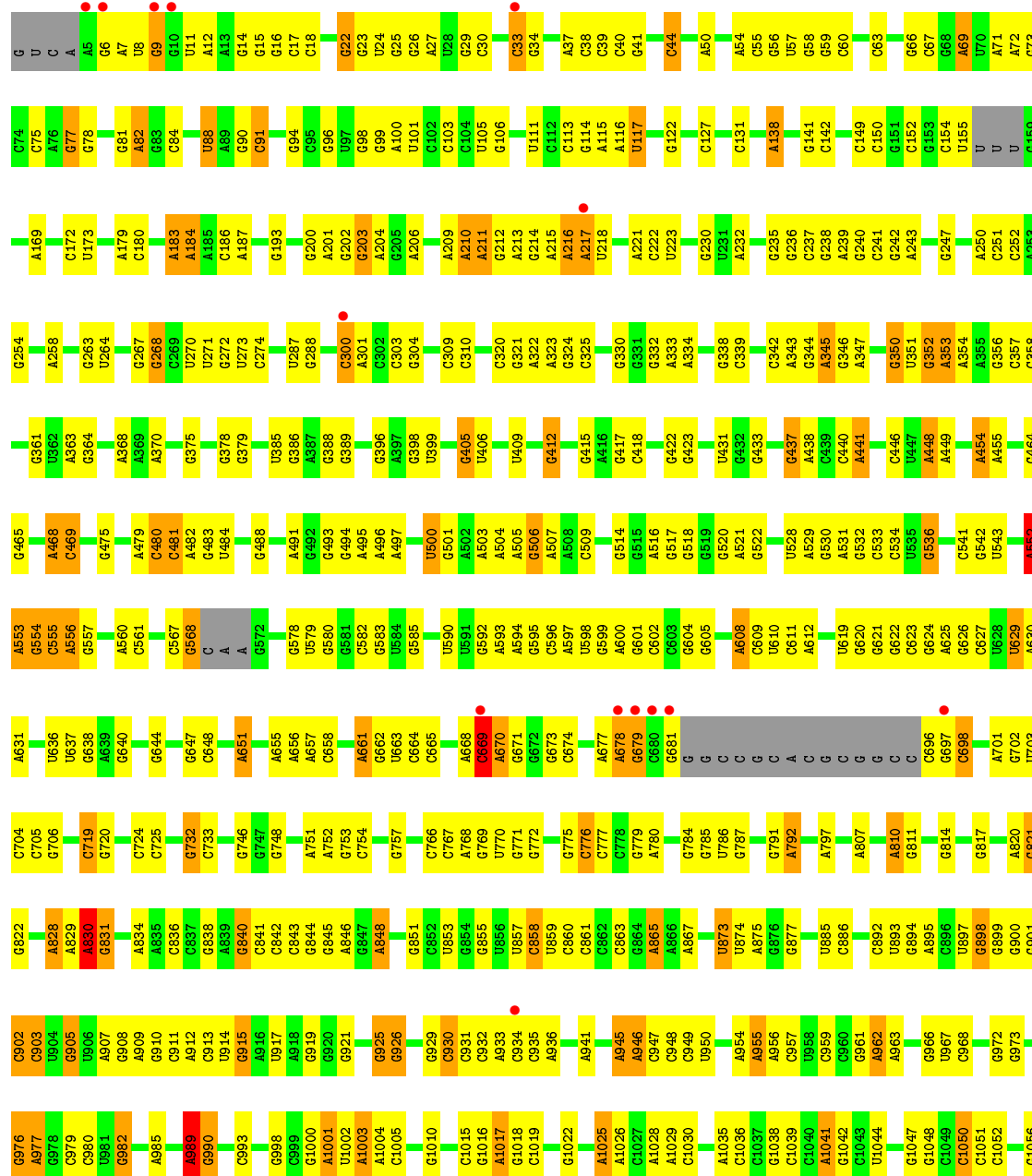
• Molecule 1: 23S Ribosomal RNA



C2605	G2505	G2400	G2287	C	G	C2047	A1933	C1812	G1688	C1578	U1476	G1354	C1229	G
A2613	C2509	U2401	G2288	A	G	A2052	A1934	A1813	G1691	U	A1479	G1355	G1230	C
G2614	C2510	G2404	G2290	C	A	G2053	U1935	A1816	G1692	C		U1358	G1231	G
U2615	U2511	C2405	G2291	C	U	A2054	A1939	A1821	G1693	A	C1482	C1359	U1232	U
C2618	C2512	C2405	C2294	U	G	C2057	A1939	G1822	C1694	G1583	A1490	C1360	G1235	A
G2619	U2513	U2417	C2294	G	U	G2058	A1940	G1822	A1700	G1587		A1366	U	U
U2620	U2515	G2421	A2298	G2203	U	C2059	C1941	U1826	A1700	A1588	A1495	C1245	C1245	A
C2621	G2516	G2421	A2298	G2204	G	G2060	A1948	C1827	G1704	A1588	G1496	G1377	C1246	G
U2622	U2517	G2429	U2302	C2206	G	C2061	A1949	U1828	C1704	A1591	G1496	C1378	G1247	C
C2623	C2518		C2303	G2207	A	U2062	G1950	G1829	C1709	C1592	G1501	U1379	U1248	U
			G2307	G2208	G	A2063	G1950	G1830	A1710	C1593	G1502	U1380	U1249	C
			U2307	C2209	C	C2064	U1952	G1831	A1711	G1603	U1254	A1381	A1284	A
			C2315	U2210	C		A1953	A1832		C1603	G1505		A1285	C
			A2316	U2210	U	G2074	G1954	C1833	A1715	A1604			A1286	C
			A2316	G2211	G	A2075	A1958	C1834	A1716	A1506	U1397	U1397	A1267	C
			A2319	G2212	U	C2076	A1959	U1717	U1717	A1507	G1507	U1402	A1264	C
			A2320	C2216	G	C2077	A1959	A1845	G1720	A1612	C1508	G1403	A1264	C
			A2321	C2217	C	A2078	U1960	G1846	G1720	C1509	C1509	G1403	A1264	C
			A2322	U2218	A	C2079	A1960	G1846	G1720	A1614	C1510	G1281	A1156	C
			U2323	A2219	C	A2080	U1976	A1849	A1723	A1615	G1511	A1405	A1157	C
			C2323	C2220	C	A2081	C1979	G1853	A1723	A1616	G1512	G1283	U1158	C
			A2445	C2221	C	G2082	C1979	G1854	C1730	A1617	C1513	G1409	U1284	C
			G2330	C2222	C	A2083	U1984	G1854	C1730	A1618	C1514	U1410	U1285	C
			A2331	C2223	C		U1984	A1855	C1730	G1619	C1514		A1286	C
			A2332	C2224	C	C2086	G1985	A1856	U1734	A1517	A1517	U1416	U1294	C
			G2332	U2224	C	C2087	C1986	C1857	A1735	G1623	A1518	U1417	G1295	C
			G2336	G2225	C	C2087	A1987	G1858	A1735	U1624	C1520	C1421	G1296	C
			C2337	G2226	C	U2090	G1988	A1859	U1738	A1625	G1521	G1297	G1297	C
			A2338	G2227	U	C2091	G1989	C1862	U1739	A1626	A1298	A1424	A1298	C
			G2340	U2228	C	A2092	A1990	C1862	C1740	G1627	G1524	G1425	G1425	C
			G2341	U2229	G	C2093	A1991	C1868	C1740	G1627	G1524	G1426	G1301	C
			G2342	C2237	G	U2096	A1993	G1869	A1745	C1630	G1528	A1429	G1305	C
				C2237	U		A1993	G1869	A1746	A1631	G1529	A1429	G1305	C
			G2345	U2244	G		A2007	C1873	A1747	A1632	G1530	G1430	C1306	C
			A2346	G2245	G	U2100	U2012	A1877	A1766	C1634	G1532	U1439	G1311	C
			U2347	G2246	C	G2101	G2013	A1878	U1767	G1638	G1536	U1440	U1312	C
			G2348	G2247	G	U2107	U2014	G1879	U1767	G1639	G1536	U1441	A1313	C
				G2248	C								A1314	C
			C2354	G2249	G	G2108	G2018	A1889	G1776		A1540	U1450	G1315	C
			U2355	G2250	G		G2019	A1889		U1647	A1541	U1451	G1316	C
			G2356	G2251	A	G2114	C2019	A1648	G1783	A1647	A1541	G1317	A1200	C
			A2357	U2254	G		C2020	G1899	G1783	C1649	U1548	U1318	G1199	C
			C2358	U2255	C	G2121	G2024	A1792	A1792	C1649	C1549	C1453	U1318	C
				U2256	C	G2122	G2024	G1793	G1793	A1653	A1552	A1457	A1320	C
			C2361	C2257	C	U2123	G2031	G1904	G1794	A1654	A1552	G1458	A1321	C
			U2362	A2258	G		G2031	A1655		A1553				C
			C2367	C2259	C	G	U2032	C1907	G1799	C1554	C1554	G1461	C1337	C
			U2368	G2259	C	C2124	G2032	A1659	A1555	G1216	G1216	G1217	U1338	C
				C2275	C		A2034	A1910	G1802	A1659	A1555			C
			G2383	C2275	U	G	A2035	A1910	G1803					C
					U	C	A2041	G1920	A1803	C1662	U1565	U1465	C1342	C
			C2389	A2279	G	C	C2042	A1921	G1804	A1663	G1566	G1466	C1343	C
			C2392	A2280	A	U	U2043	G1924	U1805	A1680	G1570	G1467	U1344	C
			G2393	C2392	A		G2044	G1924	G1806				U1345	C
			C2394	U2283	A	C	C2045	G1927	U1809	A1685	G1575	A1472	A1346	C
			G2395	A2284	U	C	G2046	G1927	A1810	C1473	C1576	C1224	C1224	C
			C2396	C2386	C	U	C2046	G1927	G1811	G1474	G1348	G1475	G1348	C
					A									C



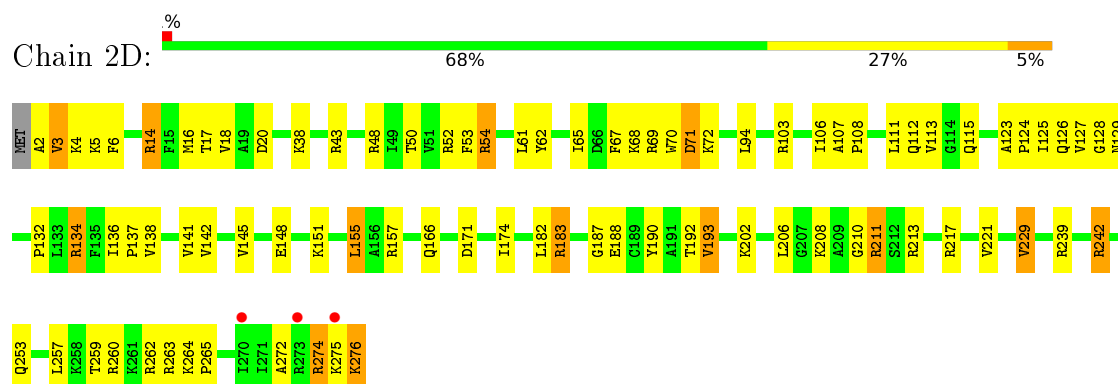
● Molecule 1: 23S Ribosomal RNA



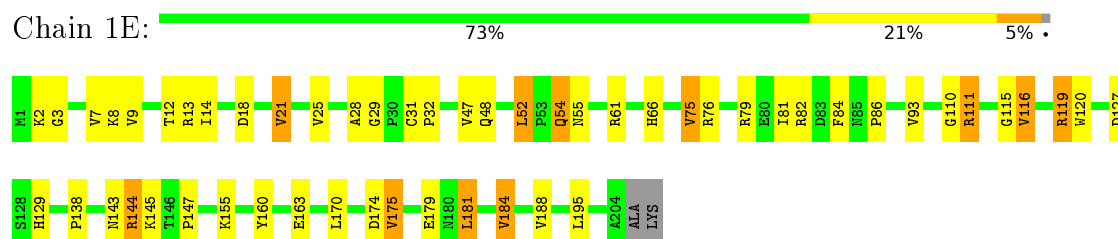




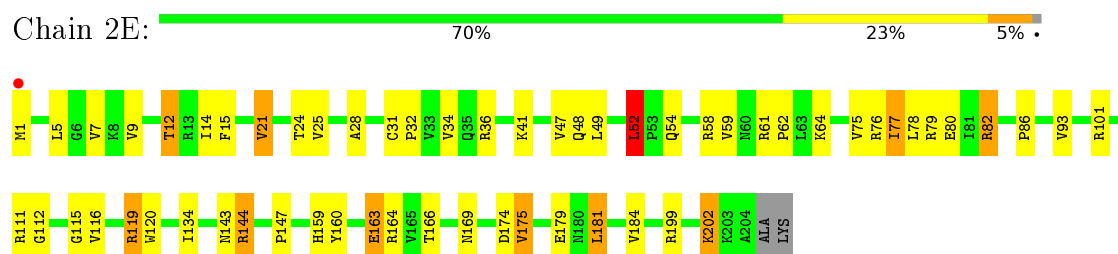
• Molecule 3: 50S ribosomal protein L2



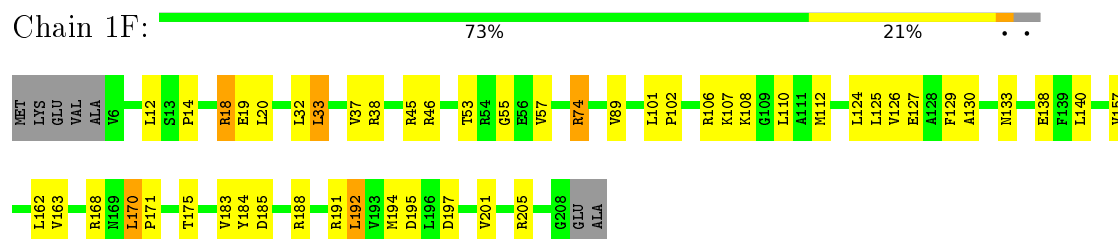
• Molecule 4: 50S ribosomal protein L3



• Molecule 4: 50S ribosomal protein L3



• Molecule 5: 50S ribosomal protein L4

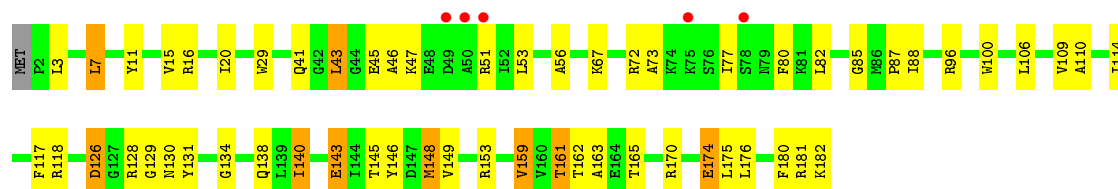


• Molecule 5: 50S ribosomal protein L4

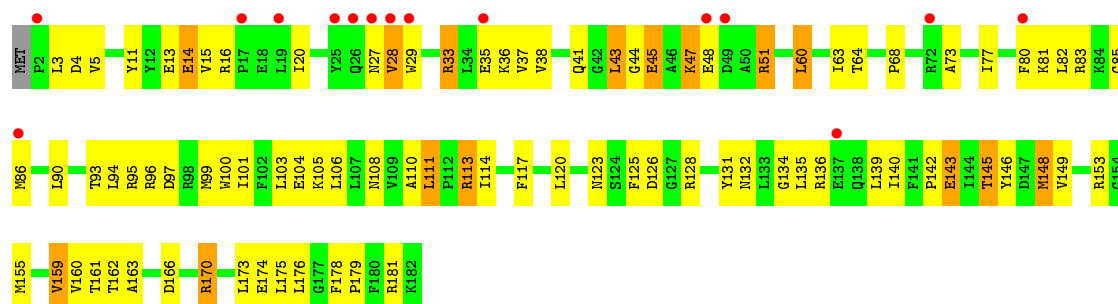




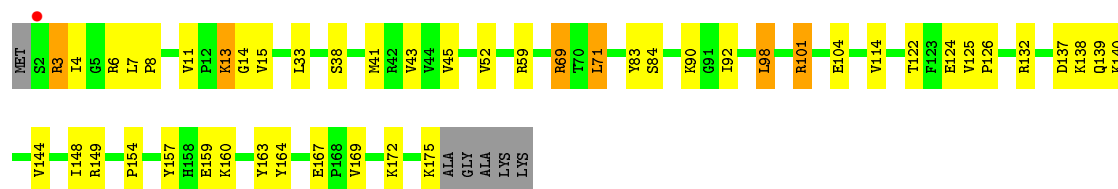
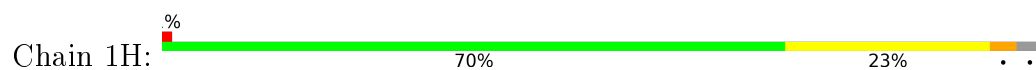
- Molecule 6: 50S ribosomal protein L5



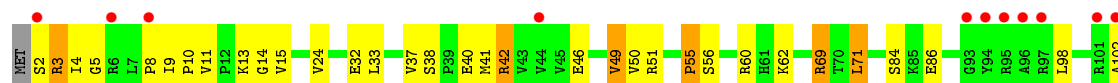
- Molecule 6: 50S ribosomal protein L5

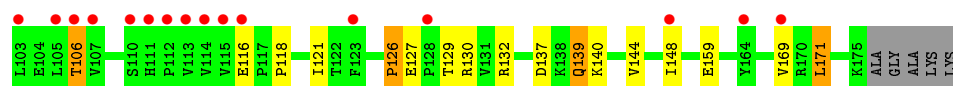


- Molecule 7: 50S ribosomal protein L6



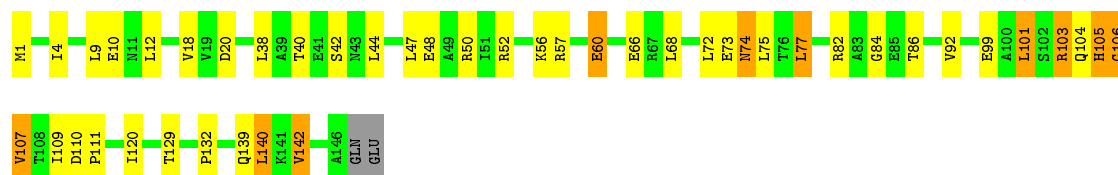
- Molecule 7: 50S ribosomal protein L6





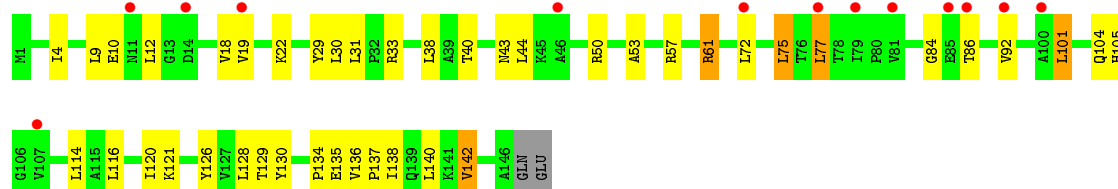
• Molecule 8: 50S ribosomal protein L9

Chain 1I: 68% 24% 7% .



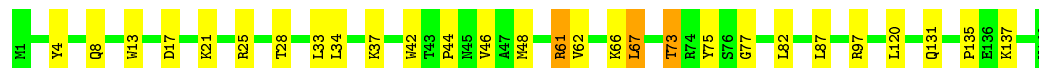
• Molecule 8: 50S ribosomal protein L9

Chain 2I: 9% 70% 26% . .



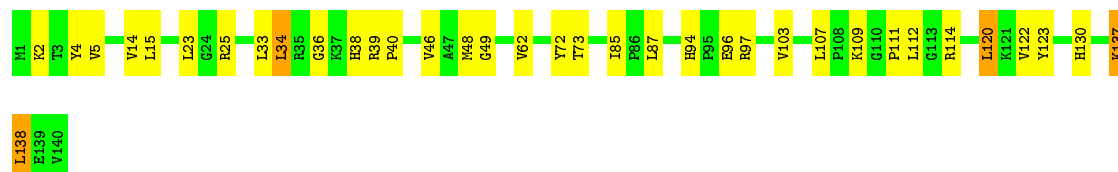
• Molecule 9: 50S ribosomal protein L13

Chain 1N: 80% 18% .



• Molecule 9: 50S ribosomal protein L13

Chain 2N: 74% 23% .



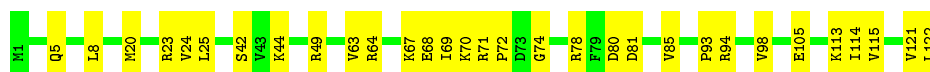
• Molecule 10: 50S ribosomal protein L14

Chain 1O: 75% 21% .



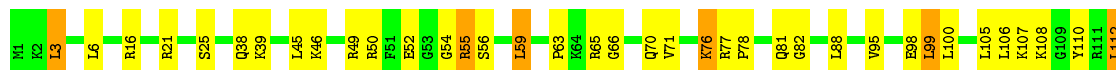
• Molecule 10: 50S ribosomal protein L14

Chain 2O: 75% 25%



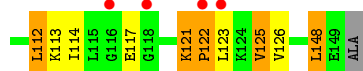
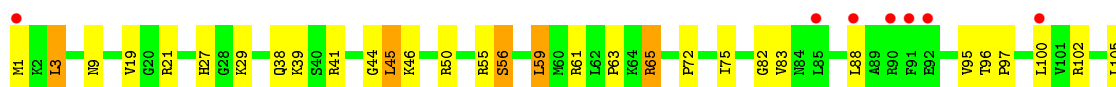
- Molecule 11: 50S ribosomal protein L15

Chain 1P: 67% 27% 6% .




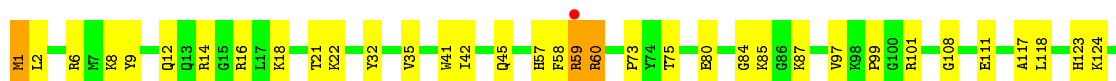
- Molecule 11: 50S ribosomal protein L15

Chain 2P: 7% 72% 21% 7% .



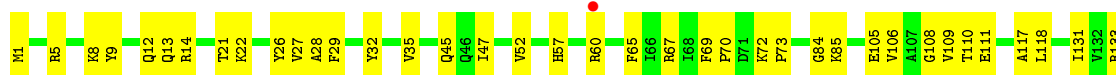
- Molecule 12: 50S ribosomal protein L16

Chain 1Q: % 73% 25% .



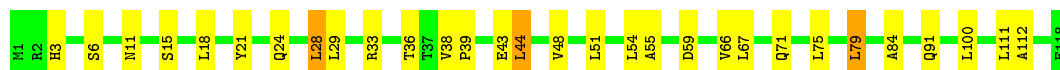
- Molecule 12: 50S ribosomal protein L16

Chain 2Q: % 73% 27% .

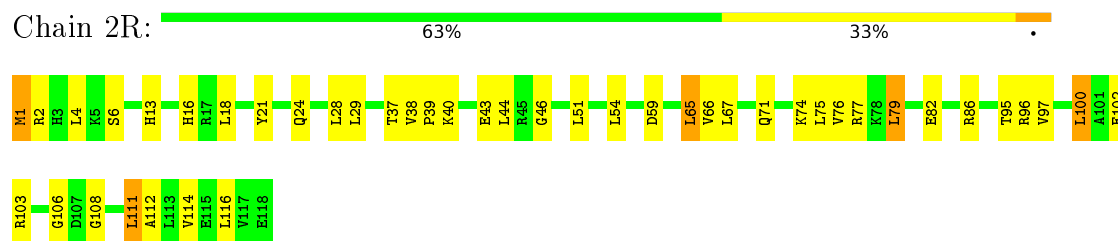


- Molecule 13: 50S ribosomal protein L17

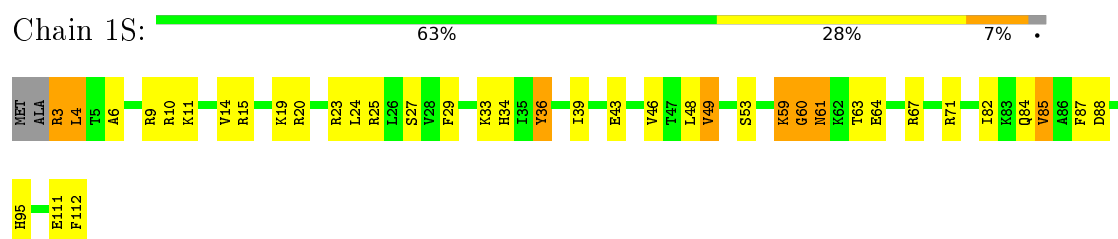
Chain 1R: 75% 23% .



- Molecule 13: 50S ribosomal protein L17



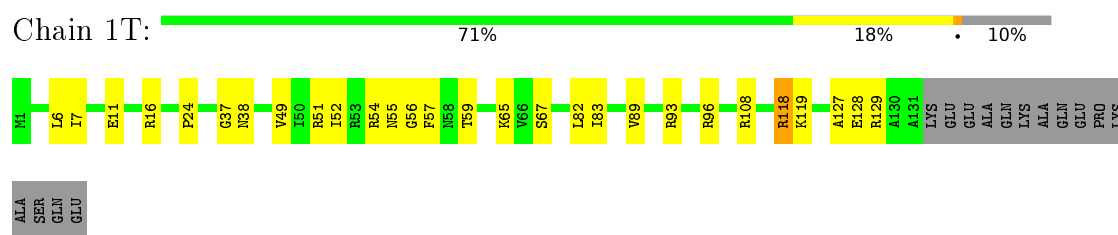
- Molecule 14: 50S ribosomal protein L18



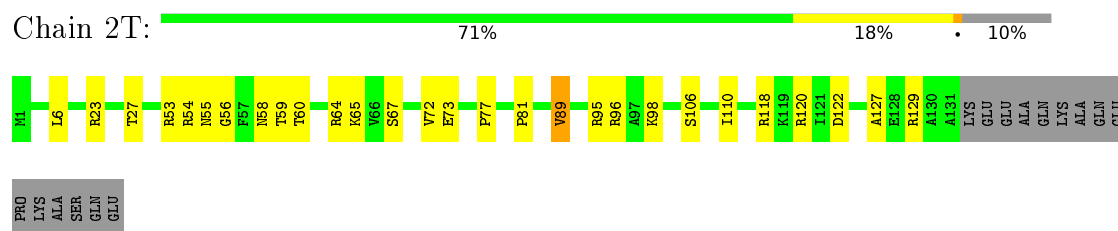
- Molecule 14: 50S ribosomal protein L18




- Molecule 15: 50S ribosomal protein L19



- Molecule 15: 50S ribosomal protein L19




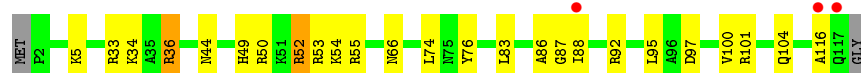
- Molecule 16: 50S ribosomal protein L20

Chain 1U:  78% 17% ..




- Molecule 16: 50S ribosomal protein L20

Chain 2U:  3% 77% 19% ..




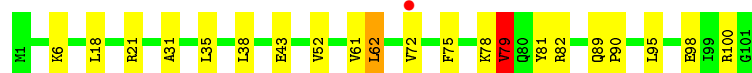
- Molecule 17: 50S ribosomal protein L21

Chain 1V:  80% 17% ..




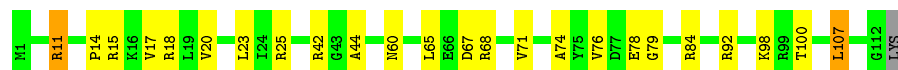
- Molecule 17: 50S ribosomal protein L21

Chain 2V:  0% 79% 19% ..



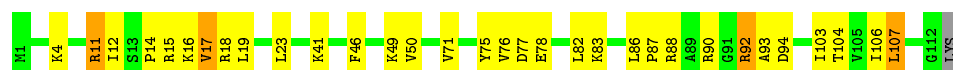
- Molecule 18: 50S ribosomal protein L22

Chain 1W:  78% 19% ..




- Molecule 18: 50S ribosomal protein L22

Chain 2W:  71% 25% ..




- Molecule 19: 50S ribosomal protein L23

Chain 1X:  77% 21% ..

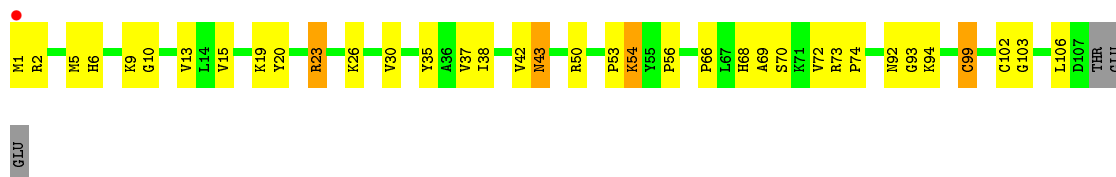


- Molecule 19: 50S ribosomal protein L23

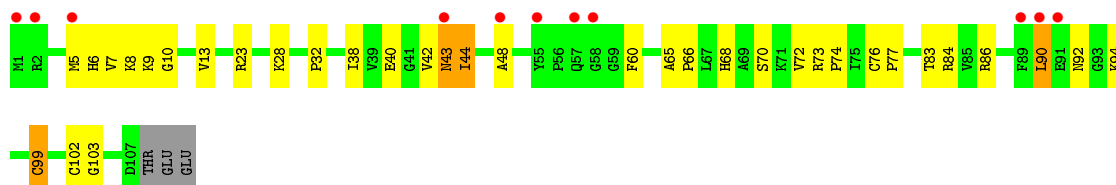
Chain 2X:  3% 75% 22% ..



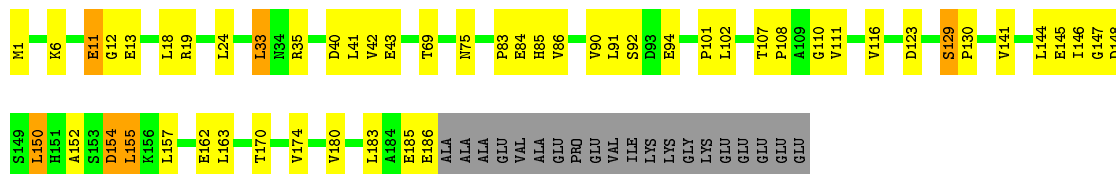
- Molecule 20: 50S ribosomal protein L24



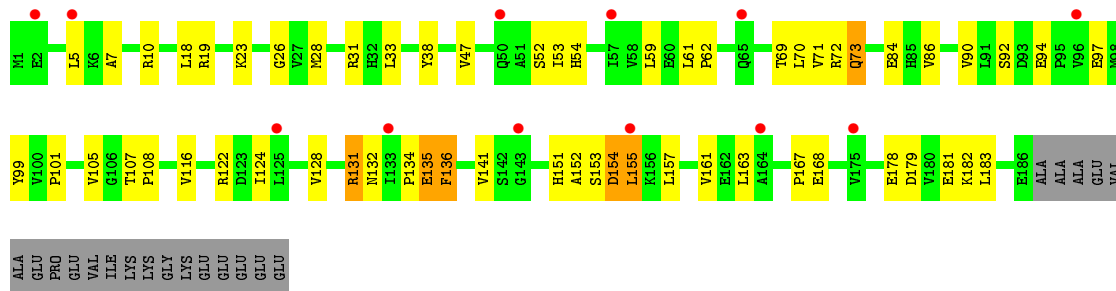
- Molecule 20: 50S ribosomal protein L24



- Molecule 21: 50S ribosomal protein L25



- Molecule 21: 50S ribosomal protein L25



- Molecule 22: 50S ribosomal protein L27

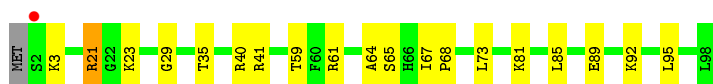
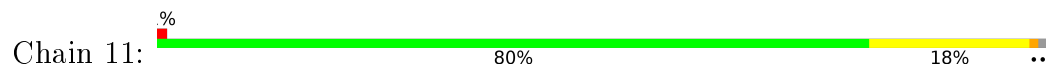




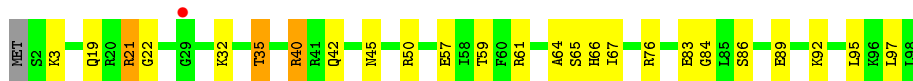
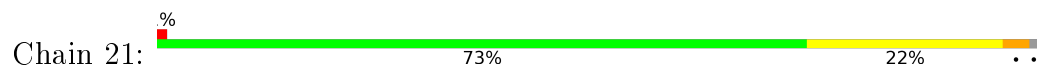
- Molecule 22: 50S ribosomal protein L27



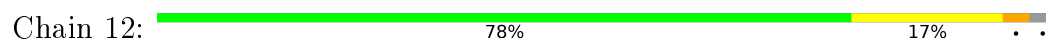
- Molecule 23: 50S ribosomal protein L28



- Molecule 23: 50S ribosomal protein L28



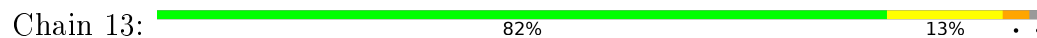
- Molecule 24: 50S ribosomal protein L29



- Molecule 24: 50S ribosomal protein L29



- Molecule 25: 50S ribosomal protein L30

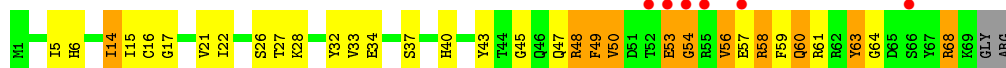


- Molecule 25: 50S ribosomal protein L30





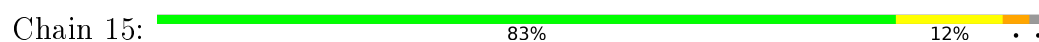
- Molecule 26: 50S ribosomal protein L31



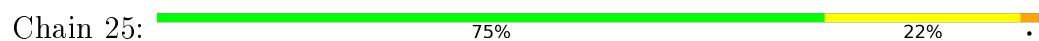
- Molecule 26: 50S ribosomal protein L31



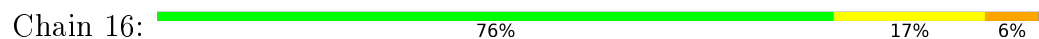
- Molecule 27: 50S ribosomal protein L32



- Molecule 27: 50S ribosomal protein L32



- Molecule 28: 50S ribosomal protein L33

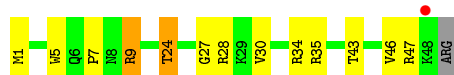


- Molecule 28: 50S ribosomal protein L33



- Molecule 29: 50S ribosomal protein L34





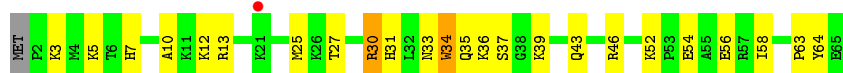
- Molecule 29: 50S ribosomal protein L34



- Molecule 30: 50S ribosomal protein L35



- Molecule 30: 50S ribosomal protein L35



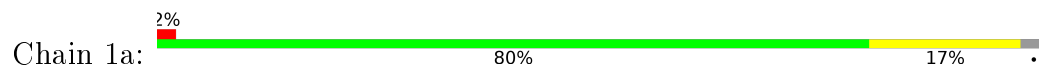
- Molecule 31: 50S ribosomal protein L36

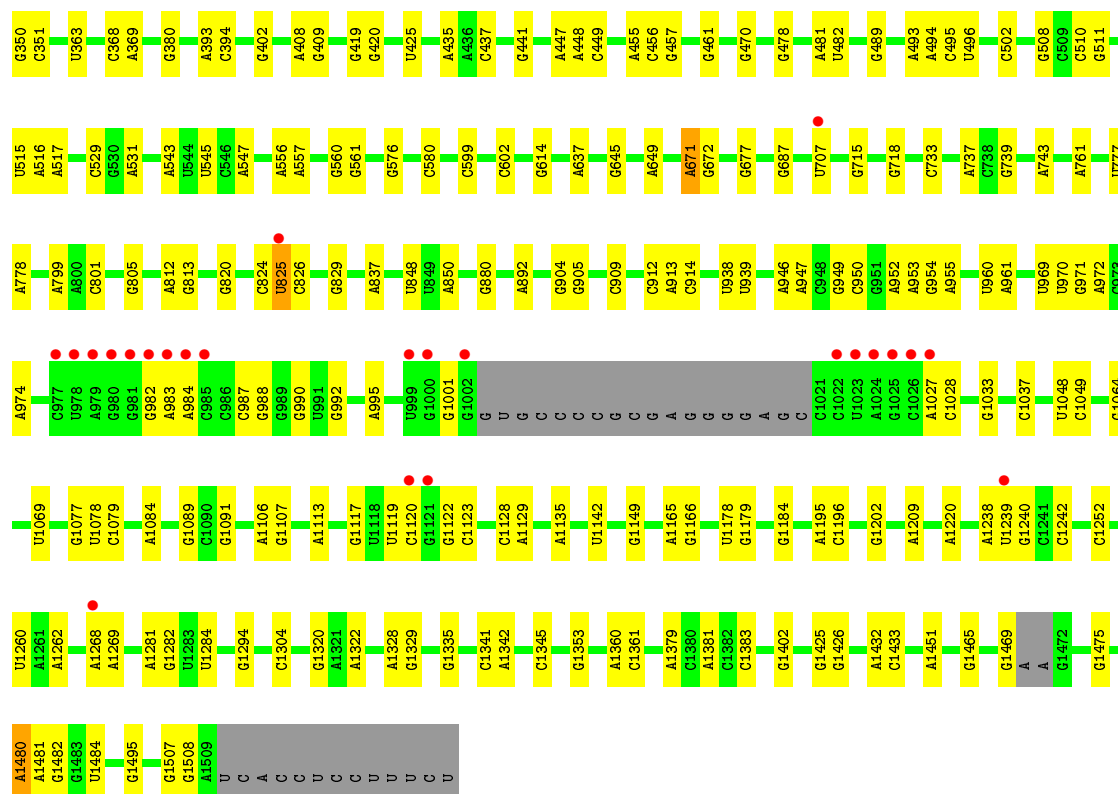


- Molecule 31: 50S ribosomal protein L36

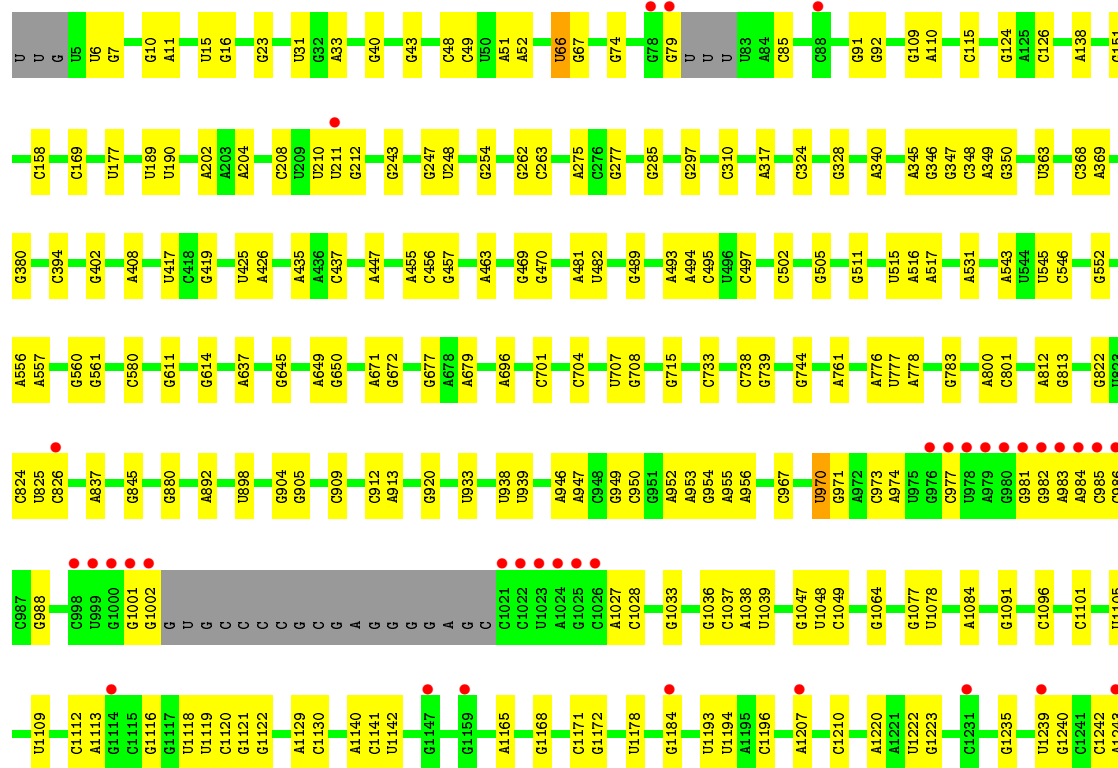
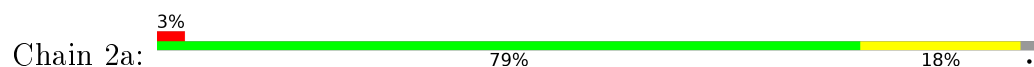


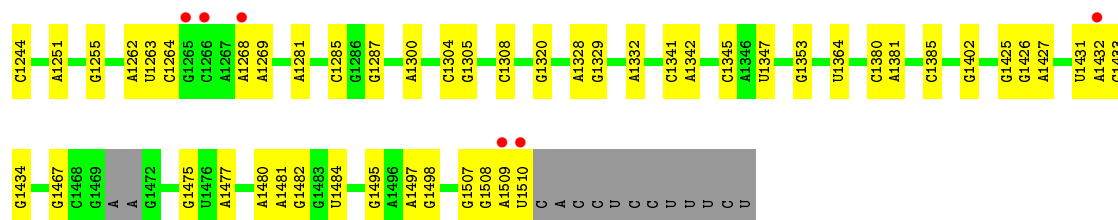
- Molecule 32: 16S Ribosomal RNA



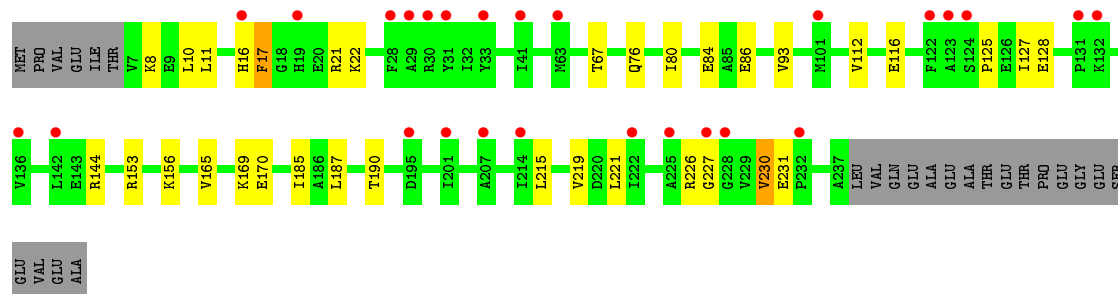
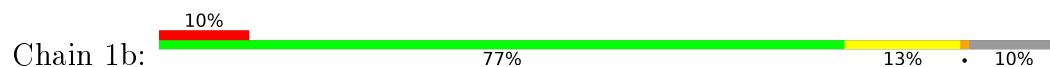


● Molecule 32: 16S Ribosomal RNA

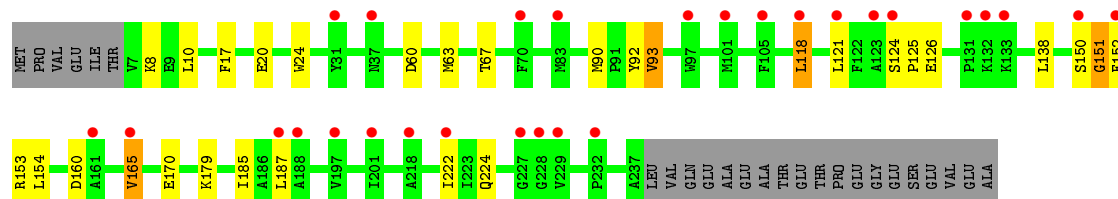
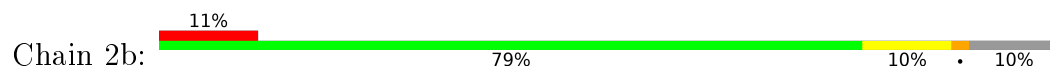




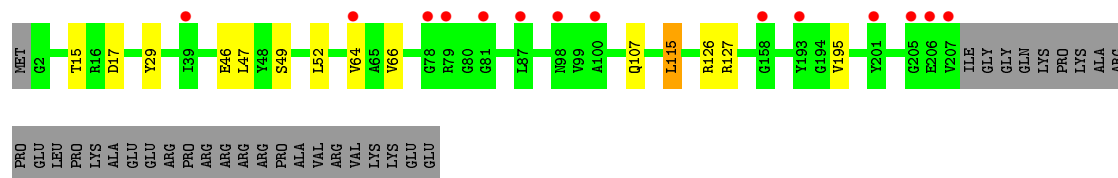
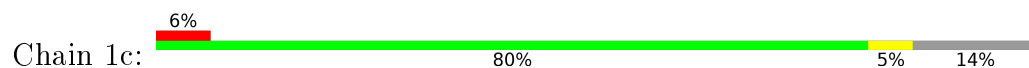
• Molecule 33: 30S ribosomal protein S2



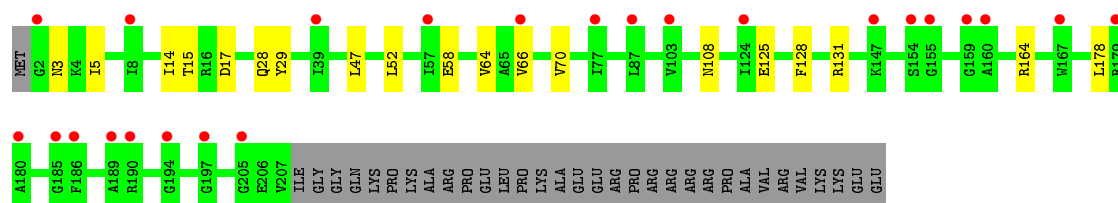
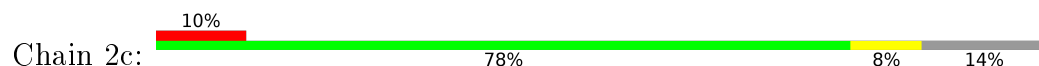
• Molecule 33: 30S ribosomal protein S2



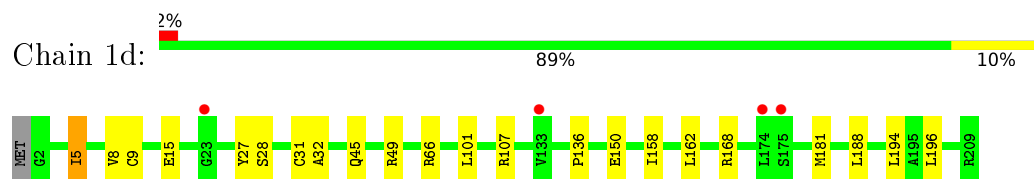
• Molecule 34: 30S ribosomal protein S3



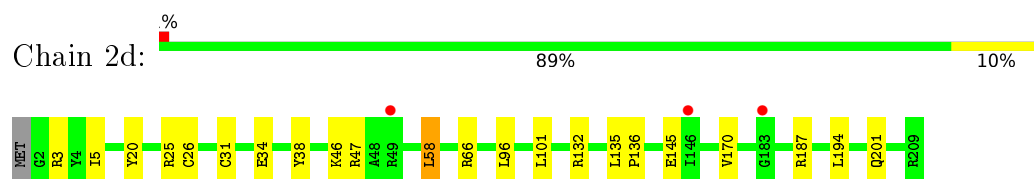
• Molecule 34: 30S ribosomal protein S3



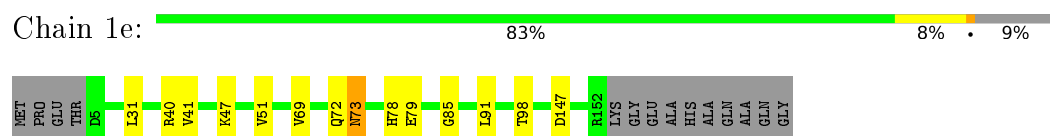
- Molecule 35: 30S ribosomal protein S4



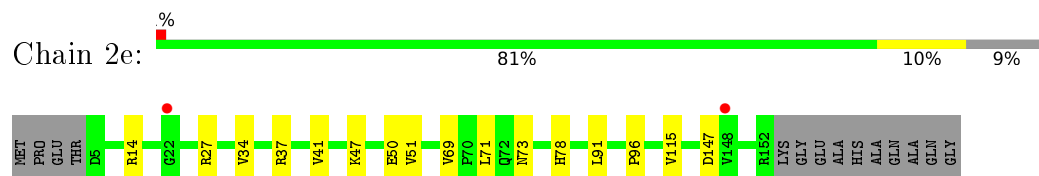
- Molecule 35: 30S ribosomal protein S4



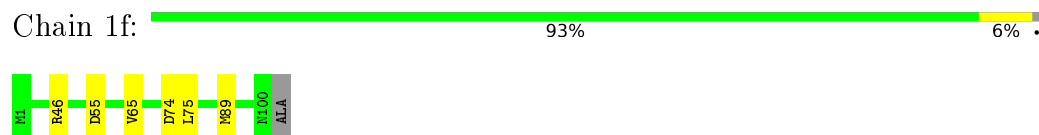
- Molecule 36: 30S ribosomal protein S5



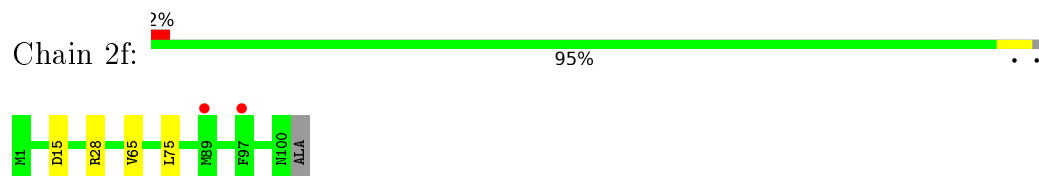
- Molecule 36: 30S ribosomal protein S5



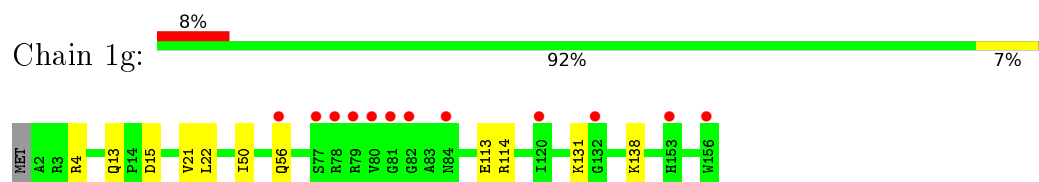
- Molecule 37: 30S ribosomal protein S6



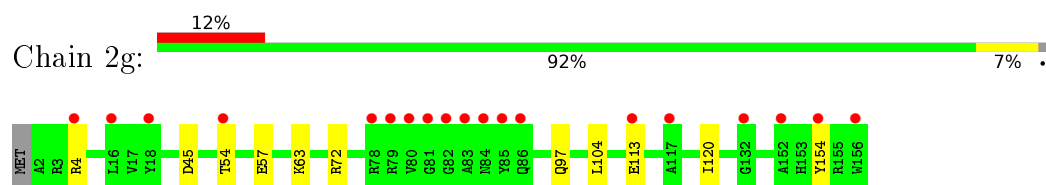
- Molecule 37: 30S ribosomal protein S6



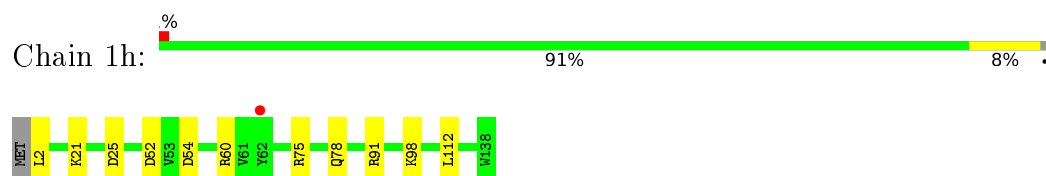
- Molecule 38: 30S ribosomal protein S7



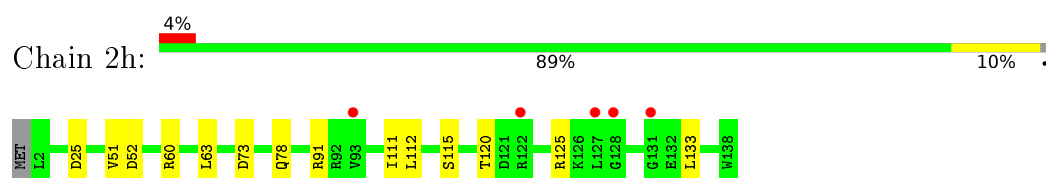
- Molecule 38: 30S ribosomal protein S7



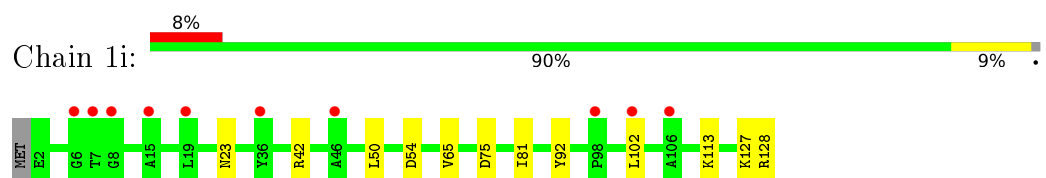
- Molecule 39: 30S ribosomal protein S8



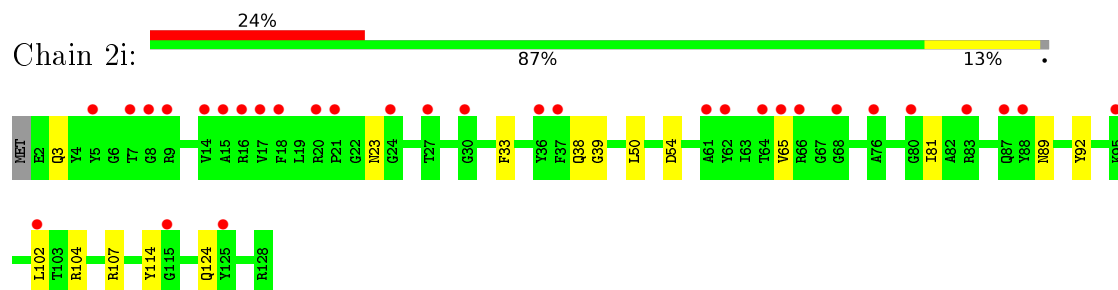
- Molecule 39: 30S ribosomal protein S8



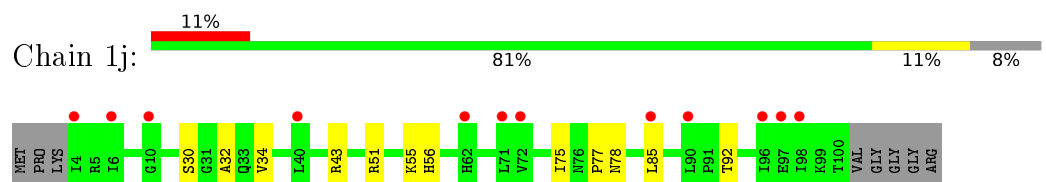
- Molecule 40: 30S ribosomal protein S9



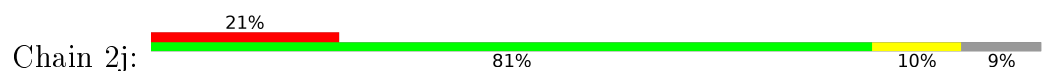
- Molecule 40: 30S ribosomal protein S9

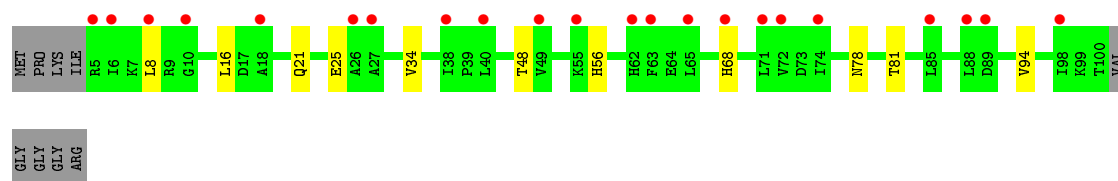


- Molecule 41: 30S ribosomal protein S10

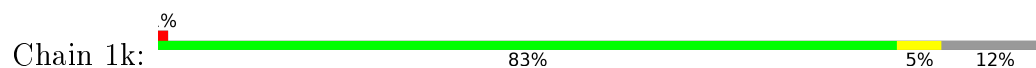


- Molecule 41: 30S ribosomal protein S10

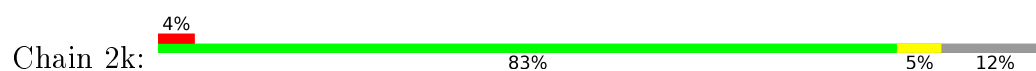




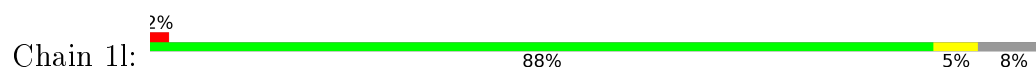
- Molecule 42: 30S ribosomal protein S11



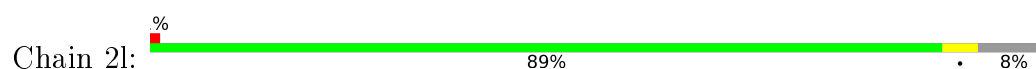
- Molecule 42: 30S ribosomal protein S11



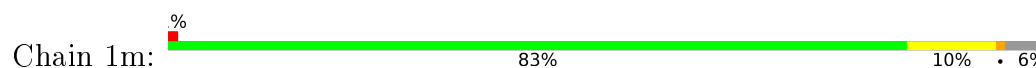
- Molecule 43: 30S ribosomal protein S12



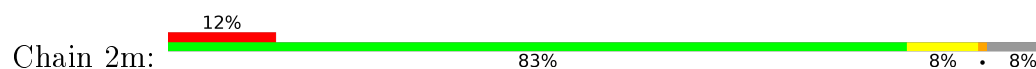
- Molecule 43: 30S ribosomal protein S12



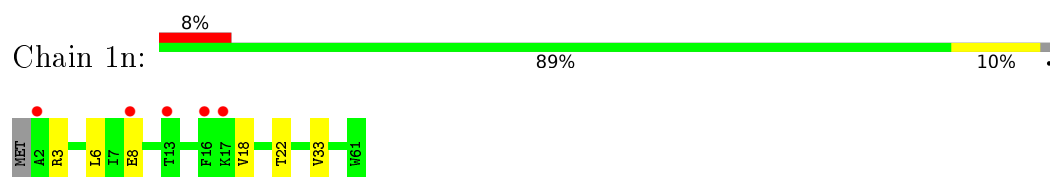
- Molecule 44: 30S ribosomal protein S13



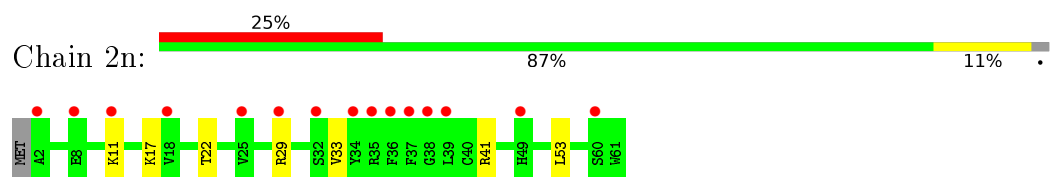
- Molecule 44: 30S ribosomal protein S13



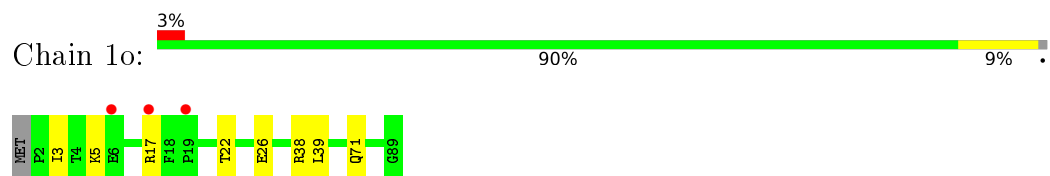
- Molecule 45: 30S ribosomal protein S14 type Z



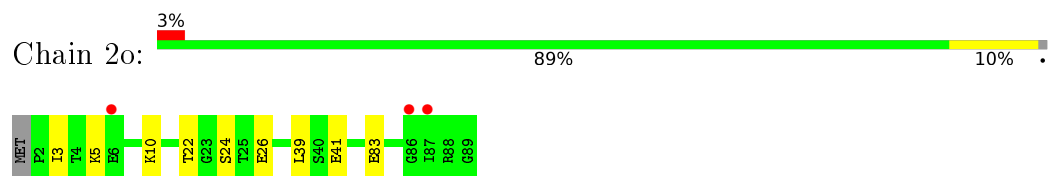
- Molecule 45: 30S ribosomal protein S14 type Z



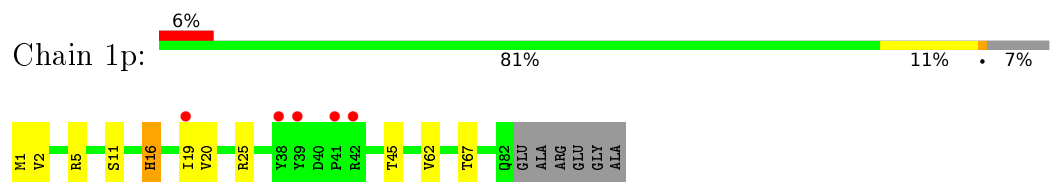
- Molecule 46: 30S ribosomal protein S15



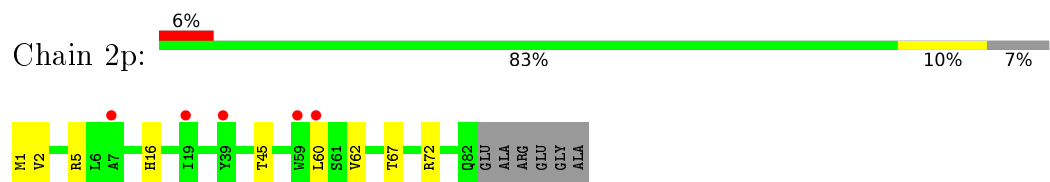
- Molecule 46: 30S ribosomal protein S15



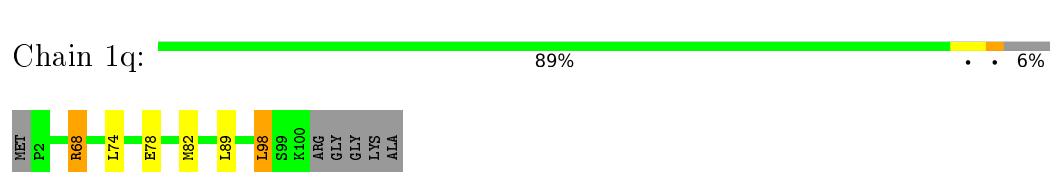
- Molecule 47: 30S ribosomal protein S16



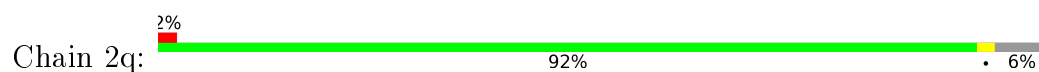
- Molecule 47: 30S ribosomal protein S16



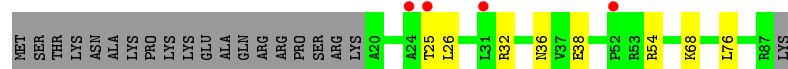
- Molecule 48: 30S ribosomal protein S17



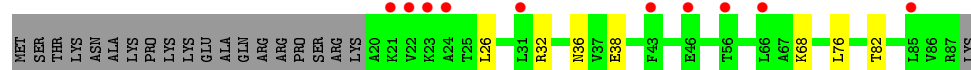
- Molecule 48: 30S ribosomal protein S17



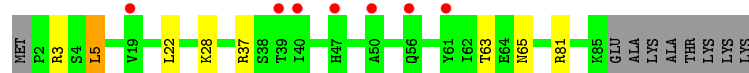
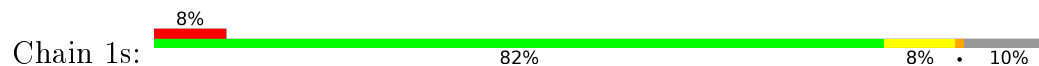
- Molecule 49: 30S ribosomal protein S18



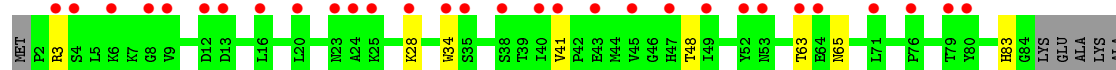
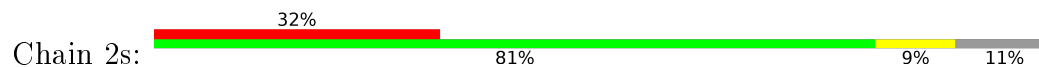
- Molecule 49: 30S ribosomal protein S18



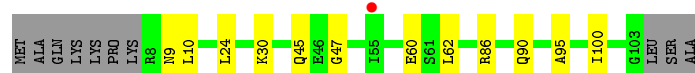
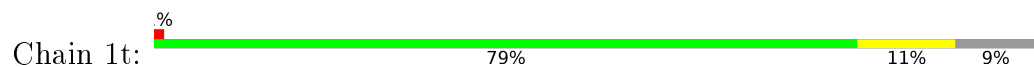
- Molecule 50: 30S ribosomal protein S19



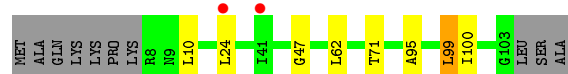
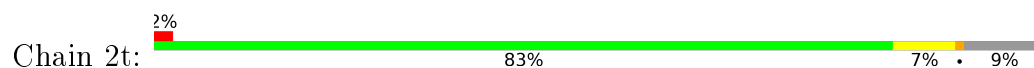
- Molecule 50: 30S ribosomal protein S19



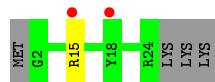
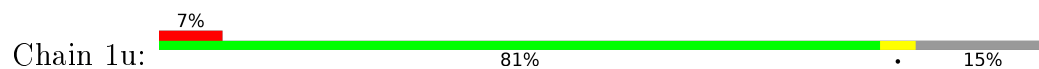
- Molecule 51: 30S ribosomal protein S20



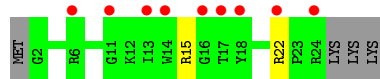
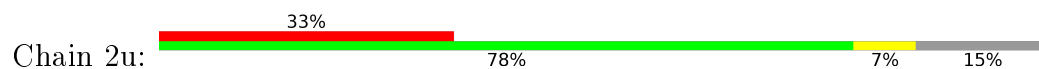
- Molecule 51: 30S ribosomal protein S20



- Molecule 52: 30S ribosomal protein Thx



- Molecule 52: 30S ribosomal protein Thx



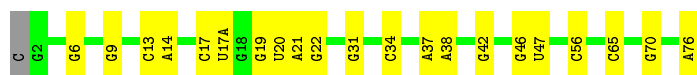
- Molecule 53: mRNA



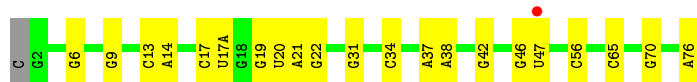
- Molecule 53: mRNA



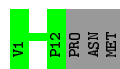
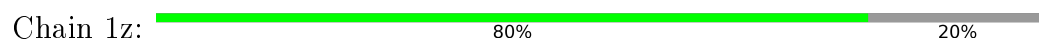
- Molecule 54: P-site tRNA



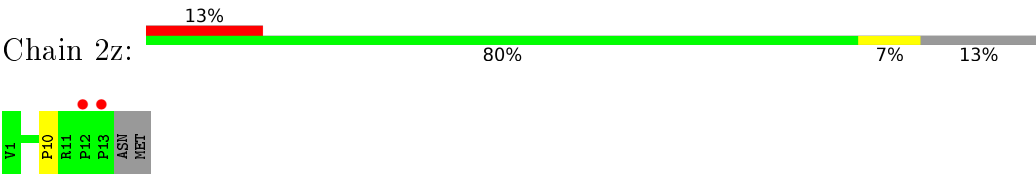
- Molecule 54: P-site tRNA



- Molecule 55: Metalnikowin-1



- Molecule 55: Metalnikowin-1



4 Data and refinement statistics

Property	Value	Source
Space group	P 21 21 21	Depositor
Cell constants a, b, c, α , β , γ	209.87Å 450.49Å 623.11Å 90.00° 90.00° 90.00°	Depositor
Resolution (Å)	49.85 – 2.89 49.85 – 2.89	Depositor EDS
% Data completeness (in resolution range)	98.6 (49.85-2.89) 98.6 (49.85-2.89)	Depositor EDS
R_{merge}	0.22	Depositor
R_{sym}	(Not available)	Depositor
$\langle I/\sigma(I) \rangle$ ¹	1.25 (at 2.91Å)	Xtriage
Refinement program	PHENIX	Depositor
R, R_{free}	0.212 , 0.268 0.219 , 0.271	Depositor DCC
R_{free} test set	64043 reflections (5.28%)	DCC
Wilson B-factor (Å ²)	56.9	Xtriage
Anisotropy	0.146	Xtriage
Bulk solvent k_{sol} (e/Å ³), B_{sol} (Å ²)	0.28 , 65.3	EDS
Estimated twinning fraction	No twinning to report.	Xtriage
L-test for twinning ²	$\langle L \rangle = 0.42$, $\langle L^2 \rangle = 0.24$	Xtriage
Outliers	0 of 1277617 reflections	Xtriage
F_o, F_c correlation	0.91	EDS
Total number of atoms	288976	wwPDB-VP
Average B, all atoms (Å ²)	59.0	wwPDB-VP

Xtriage's analysis on translational NCS is as follows: *The largest off-origin peak in the Patterson function is 1.69% of the height of the origin peak. No significant pseudotranslation is detected.*

¹Intensities estimated from amplitudes.

²Theoretical values of $\langle |L| \rangle$, $\langle L^2 \rangle$ for acentric reflections are 0.5, 0.375 respectively for untwinned datasets, and 0.333, 0.2 for perfectly twinned datasets.

5 Model quality ⓘ

5.1 Standard geometry ⓘ

Bond lengths and bond angles in the following residue types are not validated in this section: 5MU, ZN, SF4, MG, 5MC, 4SU, PSU

The Z score for a bond length (or angle) is the number of standard deviations the observed value is removed from the expected value. A bond length (or angle) with $|Z| > 5$ is considered an outlier worth inspection. RMSZ is the root-mean-square of all Z scores of the bond lengths (or angles).

Mol	Chain	Bond lengths		Bond angles	
		RMSZ	# Z >5	RMSZ	# Z >5
1	1A	0.60	4/66249 (0.0%)	0.96	66/103407 (0.1%)
1	2A	0.47	1/67298 (0.0%)	0.95	48/105044 (0.0%)
2	1B	0.45	0/2877	0.86	0/4488
2	2B	0.52	0/2878	0.97	1/4490 (0.0%)
3	1D	0.41	0/2186	0.58	0/2944
3	2D	0.36	0/2192	0.58	0/2951
4	1E	0.44	0/1592	0.58	0/2149
4	2E	0.37	0/1592	0.58	0/2149
5	1F	0.41	0/1619	0.57	0/2193
5	2F	0.35	0/1615	0.57	0/2188
6	1G	0.32	0/1450	0.53	0/1959
6	2G	0.35	0/1449	0.57	0/1958
7	1H	0.35	0/1356	0.54	0/1834
7	2H	0.31	0/1356	0.51	0/1834
8	1I	0.31	0/1100	0.56	0/1501
8	2I	0.31	0/1076	0.56	0/1471
9	1N	0.41	0/1144	0.54	0/1543
9	2N	0.34	0/1144	0.55	0/1543
10	1O	0.42	0/943	0.57	0/1269
10	2O	0.37	0/943	0.59	1/1269 (0.1%)
11	1P	0.38	0/1156	0.60	1/1537 (0.1%)
11	2P	0.36	0/1152	0.58	0/1533
12	1Q	0.41	0/1143	0.53	0/1527
12	2Q	0.36	0/1143	0.59	0/1527
13	1R	0.42	0/982	0.65	0/1312
13	2R	0.32	0/982	0.57	0/1312
14	1S	0.35	0/887	0.60	0/1180
14	2S	0.32	0/880	0.54	0/1172
15	1T	0.39	0/1105	0.59	0/1477
15	2T	0.33	0/1097	0.53	0/1468
16	1U	0.44	0/977	0.56	0/1301
16	2U	0.33	0/977	0.51	0/1301

Mol	Chain	Bond lengths		Bond angles	
		RMSZ	# Z >5	RMSZ	# Z >5
17	1V	0.42	0/782	0.58	0/1049
17	2V	0.36	0/782	0.53	0/1049
18	1W	0.45	0/897	0.58	0/1205
18	2W	0.37	0/897	0.57	0/1205
19	1X	0.41	0/764	0.55	0/1025
19	2X	0.37	0/764	0.58	1/1025 (0.1%)
20	1Y	0.40	0/819	0.59	0/1095
20	2Y	0.33	0/819	0.54	0/1095
21	1Z	0.32	0/1502	0.51	0/2041
21	2Z	0.34	0/1486	0.54	0/2022
22	10	0.42	0/606	0.59	0/808
22	20	0.36	0/606	0.55	0/808
23	11	0.41	0/762	0.54	0/1014
23	21	0.35	0/762	0.53	0/1014
24	12	0.35	0/590	0.52	0/781
24	22	0.33	0/590	0.47	0/781
25	13	0.40	0/474	0.56	0/635
25	23	0.33	0/469	0.58	0/630
26	14	0.38	0/571	0.67	0/768
26	24	0.34	0/545	0.65	0/737
27	15	0.41	0/469	0.58	0/635
27	25	0.35	0/469	0.59	0/635
28	16	0.43	0/460	0.53	0/613
28	26	0.37	0/456	0.53	0/608
29	17	0.41	0/426	0.58	0/561
29	27	0.38	0/426	0.54	0/561
30	18	0.42	0/525	0.60	0/691
30	28	0.36	0/525	0.55	0/691
31	19	0.42	0/310	0.54	0/407
31	29	0.36	0/310	0.54	0/407
32	1a	0.40	0/35537	0.89	8/55456 (0.0%)
32	2a	0.38	0/35680	0.88	19/55681 (0.0%)
33	1b	0.31	0/1820	0.56	0/2468
33	2b	2.72	8/1728 (0.5%)	0.70	3/2352 (0.1%)
34	1c	0.28	0/1504	0.49	1/2047 (0.0%)
34	2c	0.33	0/1435	0.55	0/1960
35	1d	0.31	0/1648	0.54	0/2222
35	2d	0.30	0/1659	0.54	1/2230 (0.0%)
36	1e	0.31	0/1145	0.55	0/1543
36	2e	0.30	0/1111	0.58	0/1504
37	1f	0.31	0/819	0.51	0/1111
37	2f	0.31	0/830	0.52	0/1125
38	1g	0.30	0/1198	0.48	0/1613

Mol	Chain	Bond lengths		Bond angles	
		RMSZ	# Z >5	RMSZ	# Z >5
38	2g	0.31	0/1185	0.49	0/1602
39	1h	0.30	0/1108	0.52	0/1494
39	2h	0.29	0/1094	0.51	0/1478
40	1i	0.31	0/995	0.55	0/1339
40	2i	0.33	0/949	0.58	0/1284
41	1j	0.31	0/695	0.56	0/950
41	2j	0.30	0/690	0.55	0/943
42	1k	0.31	0/840	0.52	0/1138
42	2k	0.29	0/844	0.50	0/1145
43	1l	0.32	0/936	0.53	0/1263
43	2l	0.33	0/934	0.59	1/1262 (0.1%)
44	1m	0.29	0/933	0.56	0/1254
44	2m	0.31	0/913	0.52	0/1230
45	1n	0.33	0/491	0.57	0/653
45	2n	0.33	0/467	0.49	0/624
46	1o	0.31	0/726	0.56	0/970
46	2o	0.31	0/739	0.50	0/985
47	1p	0.29	0/686	0.52	0/926
47	2p	0.31	0/693	0.53	0/935
48	1q	0.32	0/824	0.55	1/1105 (0.1%)
48	2q	0.30	0/836	0.48	0/1117
49	1r	0.30	0/560	0.50	0/746
49	2r	0.30	0/560	0.52	0/746
50	1s	0.29	0/657	0.56	1/890 (0.1%)
50	2s	0.32	0/661	0.60	0/893
51	1t	0.28	0/714	0.61	0/948
51	2t	0.29	0/733	0.52	0/969
52	1u	0.24	0/191	0.46	0/252
52	2u	0.30	0/203	0.52	0/266
53	1v	0.64	0/122	1.10	0/188
53	2v	0.53	0/122	0.94	0/188
54	1x	0.57	2/1725 (0.1%)	1.14	18/2689 (0.7%)
54	2x	0.54	1/1725 (0.1%)	1.14	14/2689 (0.5%)
55	1z	0.38	0/109	0.70	0/148
55	2z	0.35	0/117	0.64	0/160
All	All	0.50	16/306294 (0.0%)	0.85	185/458208 (0.0%)

Chiral center outliers are detected by calculating the chiral volume of a chiral center and verifying if the center is modelled as a planar moiety or with the opposite hand. A planarity outlier is detected by checking planarity of atoms in a peptide group, atoms in a mainchain group or atoms of a sidechain that are expected to be planar.

Mol	Chain	#Chirality outliers	#Planarity outliers
5	2F	0	1

The worst 5 of 16 bond length outliers are listed below:

Mol	Chain	Res	Type	Atoms	Z	Observed(Å)	Ideal(Å)
33	2b	92	TYR	CD1-CE1	59.23	2.28	1.39
33	2b	92	TYR	CD2-CE2	53.18	2.19	1.39
33	2b	92	TYR	CE1-CZ	41.65	1.92	1.38
33	2b	92	TYR	CE2-CZ	41.39	1.92	1.38
33	2b	92	TYR	CG-CD1	33.82	1.83	1.39

The worst 5 of 185 bond angle outliers are listed below:

Mol	Chain	Res	Type	Atoms	Z	Observed(°)	Ideal(°)
33	2b	150	SER	C-N-CA	16.39	156.71	122.30
1	1A	552	A	C2-N3-C4	-11.05	105.07	110.60
54	1x	46	G	C6-N1-C2	-10.06	119.06	125.10
1	1A	1066	A	C2-N3-C4	-9.89	105.66	110.60
54	2x	46	G	C6-N1-C2	-9.72	119.27	125.10

There are no chirality outliers.

All (1) planarity outliers are listed below:

Mol	Chain	Res	Type	Group
5	2F	20	LEU	Peptide

5.2 Too-close contacts [i](#)

In the following table, the Non-H and H(model) columns list the number of non-hydrogen atoms and hydrogen atoms in the chain respectively. The H(added) column lists the number of hydrogen atoms added and optimized by MolProbity. The Clashes column lists the number of clashes within the asymmetric unit, whereas Symm-Clashes lists symmetry related clashes.

Mol	Chain	Non-H	H(model)	H(added)	Clashes	Symm-Clashes
1	1A	59154	0	29827	662	0
1	2A	60091	0	30297	897	0
2	1B	2572	0	1306	22	0
2	2B	2573	0	1306	49	0
3	1D	2136	0	2218	61	0
3	2D	2142	0	2229	63	0
4	1E	1559	0	1617	36	0

Continued on next page...

Continued from previous page...

Mol	Chain	Non-H	H(model)	H(added)	Clashes	Symm-Clashes
4	2E	1559	0	1618	41	0
5	1F	1584	0	1625	29	0
5	2F	1580	0	1619	45	0
6	1G	1425	0	1443	36	0
6	2G	1424	0	1434	68	0
7	1H	1330	0	1407	30	0
7	2H	1330	0	1407	33	0
8	1I	1085	0	1114	28	0
8	2I	1061	0	1080	25	0
9	1N	1117	0	1184	16	0
9	2N	1117	0	1184	21	0
10	1O	933	0	996	18	0
10	2O	933	0	996	21	0
11	1P	1139	0	1223	38	0
11	2P	1135	0	1212	40	0
12	1Q	1122	0	1178	28	0
12	2Q	1122	0	1179	26	0
13	1R	968	0	1033	14	0
13	2R	968	0	1033	27	0
14	1S	877	0	938	30	0
14	2S	870	0	923	36	0
15	1T	1091	0	1151	18	0
15	2T	1083	0	1136	21	0
16	1U	959	0	1019	19	0
16	2U	959	0	1018	19	0
17	1V	771	0	830	10	0
17	2V	771	0	830	13	0
18	1W	886	0	940	15	0
18	2W	886	0	940	23	0
19	1X	750	0	814	16	0
19	2X	750	0	814	18	0
20	1Y	806	0	881	25	0
20	2Y	806	0	881	26	0
21	1Z	1470	0	1478	29	0
21	2Z	1454	0	1452	35	0
22	10	598	0	614	15	0
22	20	598	0	614	14	0
23	11	755	0	826	14	0
23	21	755	0	826	19	0
24	12	588	0	643	9	0
24	22	588	0	643	13	0
25	13	469	0	518	5	0

Continued on next page...

Continued from previous page...

Mol	Chain	Non-H	H(model)	H(added)	Clashes	Symm-Clashes
25	23	464	0	514	15	0
26	14	558	0	544	23	0
26	24	532	0	503	23	0
27	15	455	0	465	9	0
27	25	455	0	465	14	0
28	16	453	0	473	11	0
28	26	449	0	469	11	0
29	17	418	0	467	9	0
29	27	418	0	467	13	0
30	18	517	0	582	14	0
30	28	517	0	582	21	0
31	19	307	0	335	7	0
31	29	307	0	335	9	0
32	1a	31750	0	16028	0	0
32	2a	31877	0	16088	0	0
33	1b	1786	0	1744	0	0
33	2b	1697	0	1574	0	0
34	1c	1480	0	1400	0	0
34	2c	1412	0	1246	0	0
35	1d	1618	0	1579	0	1
35	2d	1630	0	1633	0	0
36	1e	1129	0	1185	0	0
36	2e	1095	0	1124	0	0
37	1f	806	0	793	0	0
37	2f	817	0	808	0	1
38	1g	1183	0	1165	0	0
38	2g	1167	0	1119	0	0
39	1h	1088	0	1126	0	0
39	2h	1074	0	1100	0	0
40	1i	976	0	973	0	0
40	2i	932	0	891	0	0
41	1j	682	0	598	0	0
41	2j	678	0	612	0	0
42	1k	826	0	829	0	0
42	2k	829	0	825	0	0
43	1l	920	0	958	0	0
43	2l	918	0	947	0	0
44	1m	923	0	962	0	0
44	2m	903	0	923	0	0
45	1n	482	0	507	0	0
45	2n	459	0	467	0	0
46	1o	715	0	729	0	0

Continued on next page...

Continued from previous page...

Mol	Chain	Non-H	H(model)	H(added)	Clashes	Symm-Clashes
46	2o	728	0	760	0	0
47	1p	671	0	679	0	0
47	2p	677	0	686	0	0
48	1q	811	0	858	0	0
48	2q	823	0	891	0	0
49	1r	555	0	618	0	0
49	2r	555	0	618	0	0
50	1s	642	0	629	0	0
50	2s	646	0	644	0	0
51	1t	712	0	759	0	0
51	2t	731	0	807	0	0
52	1u	187	0	186	0	0
52	2u	199	0	208	0	0
53	1v	109	0	54	0	0
53	2v	109	0	55	0	0
54	1x	1625	0	829	0	0
54	2x	1625	0	829	0	0
55	1z	105	0	108	0	0
55	2z	112	0	115	0	0
56	10	6	0	0	0	0
56	11	3	0	0	0	0
56	12	1	0	0	0	0
56	13	2	0	0	0	0
56	14	1	0	0	0	0
56	15	3	0	0	0	0
56	16	4	0	0	0	0
56	17	2	0	0	0	0
56	18	3	0	0	0	0
56	19	5	0	0	0	0
56	1A	1090	0	0	0	0
56	1B	30	0	0	0	0
56	1D	13	0	0	0	0
56	1E	12	0	0	0	0
56	1F	8	0	0	0	0
56	1G	3	0	0	0	0
56	1H	4	0	0	0	0
56	1N	7	0	0	0	0
56	1O	3	0	0	0	0
56	1P	6	0	0	0	0
56	1Q	9	0	0	0	0
56	1R	6	0	0	0	0
56	1T	6	0	0	0	0

Continued on next page...

Continued from previous page...

Mol	Chain	Non-H	H(model)	H(added)	Clashes	Symm-Clashes
56	1U	6	0	0	0	0
56	1V	2	0	0	0	0
56	1W	6	0	0	0	0
56	1X	1	0	0	0	0
56	1Y	1	0	0	0	0
56	1Z	2	0	0	0	0
56	1a	309	0	0	0	0
56	1b	1	0	0	0	0
56	1d	2	0	0	0	0
56	1e	3	0	0	0	0
56	1f	1	0	0	0	0
56	1h	2	0	0	0	0
56	1k	1	0	0	0	0
56	1l	2	0	0	0	0
56	1m	1	0	0	0	0
56	1n	1	0	0	0	0
56	1o	3	0	0	0	0
56	1p	2	0	0	0	0
56	1q	3	0	0	0	0
56	1r	3	0	0	0	0
56	1t	1	0	0	0	0
56	1u	1	0	0	0	0
56	1v	1	0	0	0	0
56	1x	10	0	0	0	0
56	1z	1	0	0	0	0
56	20	1	0	0	0	0
56	23	1	0	0	0	0
56	25	1	0	0	0	0
56	28	3	0	0	0	0
56	2A	561	0	0	0	0
56	2B	10	0	0	0	0
56	2D	5	0	0	0	0
56	2E	4	0	0	0	0
56	2F	4	0	0	0	0
56	2G	1	0	0	0	0
56	2N	1	0	0	0	0
56	2O	3	0	0	0	0
56	2P	1	0	0	0	0
56	2Q	5	0	0	0	0
56	2R	2	0	0	0	0
56	2T	1	0	0	0	0
56	2U	1	0	0	0	0

Continued on next page...

Continued from previous page...

Mol	Chain	Non-H	H(model)	H(added)	Clashes	Symm-Clashes
56	2X	1	0	0	0	0
56	2Y	1	0	0	0	0
56	2Z	1	0	0	0	0
56	2a	255	0	0	0	0
56	2d	2	0	0	0	0
56	2e	2	0	0	0	0
56	2f	1	0	0	0	0
56	2l	5	0	0	0	0
56	2q	3	0	0	0	0
56	2r	1	0	0	0	0
56	2t	1	0	0	0	0
56	2v	1	0	0	0	0
56	2x	7	0	0	0	0
56	2z	1	0	0	0	0
57	14	1	0	0	0	0
57	15	1	0	0	0	0
57	16	1	0	0	0	0
57	19	1	0	0	0	0
57	1Y	1	0	0	0	0
57	1n	1	0	0	0	0
57	24	1	0	0	0	0
57	25	1	0	0	0	0
57	26	1	0	0	0	0
57	29	1	0	0	0	0
57	2Y	1	0	0	0	0
57	2n	1	0	0	0	0
58	1d	8	0	0	0	0
58	2d	8	0	0	0	0
59	10	8	0	0	2	0
59	11	7	0	0	0	0
59	12	2	0	0	0	0
59	13	3	0	0	0	0
59	15	7	0	0	1	0
59	16	11	0	0	2	0
59	17	9	0	0	0	0
59	18	16	0	0	0	0
59	19	3	0	0	1	0
59	1A	2412	0	0	135	0
59	1B	46	0	0	5	0
59	1D	25	0	0	2	0
59	1E	30	0	0	5	0
59	1F	21	0	0	1	0

Continued on next page...

Continued from previous page...

Mol	Chain	Non-H	H(model)	H(added)	Clashes	Symm-Clashes
59	1G	8	0	0	0	0
59	1H	4	0	0	0	0
59	1I	3	0	0	2	0
59	1N	8	0	0	0	0
59	1O	5	0	0	0	0
59	1P	25	0	0	3	0
59	1Q	13	0	0	3	0
59	1R	18	0	0	1	0
59	1S	2	0	0	0	0
59	1T	13	0	0	2	0
59	1U	18	0	0	1	0
59	1V	5	0	0	1	0
59	1W	14	0	0	1	0
59	1X	5	0	0	0	0
59	1Y	1	0	0	0	0
59	1Z	6	0	0	1	0
59	1a	394	0	0	0	0
59	1b	1	0	0	0	0
59	1c	1	0	0	0	0
59	1d	3	0	0	0	0
59	1e	4	0	0	0	0
59	1f	1	0	0	0	0
59	1h	2	0	0	0	0
59	1j	1	0	0	0	0
59	1k	2	0	0	0	0
59	1l	3	0	0	0	0
59	1m	1	0	0	0	0
59	1p	1	0	0	0	0
59	1q	1	0	0	0	0
59	1s	1	0	0	0	0
59	1u	1	0	0	0	0
59	1v	3	0	0	0	0
59	1x	10	0	0	0	0
59	1z	5	0	0	0	0
59	20	2	0	0	0	0
59	21	1	0	0	0	0
59	23	2	0	0	0	0
59	25	1	0	0	0	0
59	27	1	0	0	0	0
59	28	4	0	0	0	0
59	2A	824	0	0	85	0
59	2B	9	0	0	0	0

Continued on next page...

Continued from previous page...

Mol	Chain	Non-H	H(model)	H(added)	Clashes	Symm-Clashes
59	2D	18	0	0	0	0
59	2E	11	0	0	0	0
59	2F	6	0	0	0	0
59	2N	2	0	0	0	0
59	2O	1	0	0	0	0
59	2P	6	0	0	0	0
59	2R	1	0	0	0	0
59	2T	1	0	0	0	0
59	2U	3	0	0	0	0
59	2W	1	0	0	0	0
59	2X	3	0	0	1	0
59	2Y	2	0	0	1	0
59	2Z	5	0	0	1	0
59	2a	329	0	0	0	0
59	2c	1	0	0	0	0
59	2d	1	0	0	0	0
59	2e	4	0	0	0	0
59	2g	1	0	0	0	0
59	2i	2	0	0	0	0
59	2l	2	0	0	0	0
59	2m	1	0	0	0	0
59	2o	1	0	0	0	0
59	2p	2	0	0	0	0
59	2q	1	0	0	0	0
59	2t	4	0	0	0	0
59	2u	1	0	0	0	0
59	2x	6	0	0	0	0
59	2z	2	0	0	0	0
All	All	288976	0	189961	2587	1

The all-atom clashscore is defined as the number of clashes found per 1000 atoms (including hydrogen atoms). The all-atom clashscore for this structure is 10.

The worst 5 of 2587 close contacts within the same asymmetric unit are listed below, sorted by their clash magnitude.

Atom-1	Atom-2	Interatomic distance (Å)	Clash overlap (Å)
1:1A:598:U:OP1	59:1A:4101:HOH:O	1.83	0.94
4:1E:110:GLY:O	59:1E:401:HOH:O	1.86	0.92
15:2T:55:ASN:H	15:2T:59:THR:HG22	1.36	0.91
1:2A:786:U:OP2	59:2A:3601:HOH:O	1.89	0.90
15:1T:16:ARG:NH2	15:1T:83:ILE:O	2.03	0.90

All (1) symmetry-related close contacts are listed below. The label for Atom-2 includes the symmetry operator and encoded unit-cell translations to be applied.

Atom-1	Atom-2	Interatomic distance (Å)	Clash overlap (Å)
35:1d:27:TYR:OH	37:2f:15:ASP:OD2[2_655]	2.16	0.04

5.3 Torsion angles [i](#)

5.3.1 Protein backbone [i](#)

In the following table, the Percentiles column shows the percent Ramachandran outliers of the chain as a percentile score with respect to all X-ray entries followed by that with respect to entries of similar resolution.

The Analysed column shows the number of residues for which the backbone conformation was analysed, and the total number of residues.

Mol	Chain	Analysed	Favoured	Allowed	Outliers	Percentiles	
3	1D	273/276 (99%)	253 (93%)	20 (7%)	0	100	100
3	2D	273/276 (99%)	252 (92%)	19 (7%)	2 (1%)	26	63
4	1E	202/206 (98%)	195 (96%)	6 (3%)	1 (0%)	34	71
4	2E	202/206 (98%)	194 (96%)	7 (4%)	1 (0%)	34	71
5	1F	201/210 (96%)	196 (98%)	3 (2%)	2 (1%)	19	54
5	2F	201/210 (96%)	193 (96%)	6 (3%)	2 (1%)	19	54
6	1G	179/182 (98%)	161 (90%)	15 (8%)	3 (2%)	11	38
6	2G	179/182 (98%)	156 (87%)	18 (10%)	5 (3%)	6	24
7	1H	172/180 (96%)	161 (94%)	9 (5%)	2 (1%)	16	48
7	2H	172/180 (96%)	159 (92%)	11 (6%)	2 (1%)	16	48
8	1I	144/148 (97%)	126 (88%)	14 (10%)	4 (3%)	6	24
8	2I	144/148 (97%)	124 (86%)	19 (13%)	1 (1%)	26	63
9	1N	138/140 (99%)	136 (99%)	2 (1%)	0	100	100
9	2N	138/140 (99%)	135 (98%)	2 (1%)	1 (1%)	26	63
10	1O	120/122 (98%)	115 (96%)	4 (3%)	1 (1%)	24	60
10	2O	120/122 (98%)	115 (96%)	4 (3%)	1 (1%)	24	60
11	1P	147/150 (98%)	137 (93%)	9 (6%)	1 (1%)	26	63
11	2P	147/150 (98%)	135 (92%)	10 (7%)	2 (1%)	14	44
12	1Q	139/141 (99%)	132 (95%)	7 (5%)	0	100	100

Continued on next page...

Continued from previous page...

Mol	Chain	Analysed	Favoured	Allowed	Outliers	Percentiles	
12	2Q	139/141 (99%)	129 (93%)	9 (6%)	1 (1%)	26	63
13	1R	116/118 (98%)	107 (92%)	9 (8%)	0	100	100
13	2R	116/118 (98%)	107 (92%)	9 (8%)	0	100	100
14	1S	108/112 (96%)	98 (91%)	9 (8%)	1 (1%)	21	57
14	2S	108/112 (96%)	98 (91%)	9 (8%)	1 (1%)	21	57
15	1T	129/146 (88%)	123 (95%)	6 (5%)	0	100	100
15	2T	129/146 (88%)	124 (96%)	5 (4%)	0	100	100
16	1U	114/118 (97%)	113 (99%)	1 (1%)	0	100	100
16	2U	114/118 (97%)	112 (98%)	2 (2%)	0	100	100
17	1V	99/101 (98%)	96 (97%)	2 (2%)	1 (1%)	19	54
17	2V	99/101 (98%)	95 (96%)	3 (3%)	1 (1%)	19	54
18	1W	110/113 (97%)	109 (99%)	1 (1%)	0	100	100
18	2W	110/113 (97%)	107 (97%)	3 (3%)	0	100	100
19	1X	93/96 (97%)	92 (99%)	0	1 (1%)	17	51
19	2X	93/96 (97%)	91 (98%)	1 (1%)	1 (1%)	17	51
20	1Y	105/110 (96%)	93 (89%)	10 (10%)	2 (2%)	10	35
20	2Y	105/110 (96%)	94 (90%)	11 (10%)	0	100	100
21	1Z	184/206 (89%)	169 (92%)	15 (8%)	0	100	100
21	2Z	184/206 (89%)	167 (91%)	15 (8%)	2 (1%)	17	51
22	10	73/85 (86%)	70 (96%)	2 (3%)	1 (1%)	14	44
22	20	73/85 (86%)	70 (96%)	3 (4%)	0	100	100
23	11	95/98 (97%)	92 (97%)	3 (3%)	0	100	100
23	21	95/98 (97%)	90 (95%)	5 (5%)	0	100	100
24	12	68/72 (94%)	67 (98%)	1 (2%)	0	100	100
24	22	68/72 (94%)	67 (98%)	1 (2%)	0	100	100
25	13	57/60 (95%)	56 (98%)	1 (2%)	0	100	100
25	23	57/60 (95%)	54 (95%)	3 (5%)	0	100	100
26	14	67/71 (94%)	50 (75%)	8 (12%)	9 (13%)	0	1
26	24	67/71 (94%)	53 (79%)	9 (13%)	5 (8%)	1	3
27	15	57/60 (95%)	56 (98%)	1 (2%)	0	100	100
27	25	57/60 (95%)	56 (98%)	1 (2%)	0	100	100

Continued on next page...

Continued from previous page...

Mol	Chain	Analysed	Favoured	Allowed	Outliers	Percentiles	
28	16	51/54 (94%)	50 (98%)	1 (2%)	0	100	100
28	26	51/54 (94%)	50 (98%)	1 (2%)	0	100	100
29	17	46/49 (94%)	46 (100%)	0	0	100	100
29	27	46/49 (94%)	43 (94%)	1 (2%)	2 (4%)	3	13
30	18	62/65 (95%)	59 (95%)	3 (5%)	0	100	100
30	28	62/65 (95%)	59 (95%)	3 (5%)	0	100	100
31	19	35/37 (95%)	35 (100%)	0	0	100	100
31	29	35/37 (95%)	35 (100%)	0	0	100	100
33	1b	229/256 (90%)	190 (83%)	31 (14%)	8 (4%)	4	18
33	2b	229/256 (90%)	188 (82%)	32 (14%)	9 (4%)	4	15
34	1c	204/239 (85%)	178 (87%)	22 (11%)	4 (2%)	9	33
34	2c	204/239 (85%)	173 (85%)	29 (14%)	2 (1%)	19	54
35	1d	206/209 (99%)	188 (91%)	13 (6%)	5 (2%)	7	29
35	2d	206/209 (99%)	188 (91%)	15 (7%)	3 (2%)	13	42
36	1e	146/162 (90%)	126 (86%)	15 (10%)	5 (3%)	5	19
36	2e	146/162 (90%)	129 (88%)	13 (9%)	4 (3%)	6	25
37	1f	98/101 (97%)	94 (96%)	4 (4%)	0	100	100
37	2f	98/101 (97%)	93 (95%)	5 (5%)	0	100	100
38	1g	153/156 (98%)	132 (86%)	20 (13%)	1 (1%)	26	63
38	2g	153/156 (98%)	132 (86%)	19 (12%)	2 (1%)	15	46
39	1h	135/138 (98%)	128 (95%)	7 (5%)	0	100	100
39	2h	135/138 (98%)	130 (96%)	3 (2%)	2 (2%)	13	42
40	1i	125/128 (98%)	110 (88%)	14 (11%)	1 (1%)	24	60
40	2i	125/128 (98%)	110 (88%)	13 (10%)	2 (2%)	12	40
41	1j	95/105 (90%)	80 (84%)	8 (8%)	7 (7%)	1	3
41	2j	94/105 (90%)	79 (84%)	13 (14%)	2 (2%)	9	32
42	1k	112/129 (87%)	100 (89%)	10 (9%)	2 (2%)	11	37
42	2k	112/129 (87%)	101 (90%)	9 (8%)	2 (2%)	11	37
43	1l	120/132 (91%)	115 (96%)	4 (3%)	1 (1%)	24	60
43	2l	120/132 (91%)	113 (94%)	7 (6%)	0	100	100
44	1m	116/126 (92%)	103 (89%)	9 (8%)	4 (3%)	5	19

Continued on next page...

Continued from previous page...

Mol	Chain	Analysed	Favoured	Allowed	Outliers	Percentiles	
44	2m	114/126 (90%)	101 (89%)	11 (10%)	2 (2%)	11	37
45	1n	58/61 (95%)	53 (91%)	4 (7%)	1 (2%)	11	38
45	2n	58/61 (95%)	52 (90%)	6 (10%)	0	100	100
46	1o	86/89 (97%)	82 (95%)	4 (5%)	0	100	100
46	2o	86/89 (97%)	82 (95%)	4 (5%)	0	100	100
47	1p	80/88 (91%)	70 (88%)	9 (11%)	1 (1%)	15	46
47	2p	80/88 (91%)	69 (86%)	11 (14%)	0	100	100
48	1q	97/105 (92%)	89 (92%)	7 (7%)	1 (1%)	19	54
48	2q	97/105 (92%)	91 (94%)	6 (6%)	0	100	100
49	1r	66/88 (75%)	59 (89%)	5 (8%)	2 (3%)	5	22
49	2r	66/88 (75%)	60 (91%)	5 (8%)	1 (2%)	13	42
50	1s	82/93 (88%)	72 (88%)	10 (12%)	0	100	100
50	2s	81/93 (87%)	69 (85%)	12 (15%)	0	100	100
51	1t	94/106 (89%)	79 (84%)	12 (13%)	3 (3%)	5	20
51	2t	94/106 (89%)	82 (87%)	8 (8%)	4 (4%)	3	13
52	1u	21/27 (78%)	18 (86%)	3 (14%)	0	100	100
52	2u	21/27 (78%)	18 (86%)	3 (14%)	0	100	100
55	1z	10/15 (67%)	9 (90%)	1 (10%)	0	100	100
55	2z	11/15 (73%)	7 (64%)	3 (27%)	1 (9%)	1	2
All	All	11431/12158 (94%)	10499 (92%)	791 (7%)	141 (1%)	16	48

5 of 141 Ramachandran outliers are listed below:

Mol	Chain	Res	Type
5	1F	130	ALA
6	1G	51	ARG
6	1G	126	ASP
7	1H	126	PRO
14	1S	60	GLY

5.3.2 Protein sidechains ⓘ

In the following table, the Percentiles column shows the percent sidechain outliers of the chain as a percentile score with respect to all X-ray entries followed by that with respect to entries of similar resolution.

The Analysed column shows the number of residues for which the sidechain conformation was analysed, and the total number of residues.

Mol	Chain	Analysed	Rotameric	Outliers	Percentiles	
3	1D	215/218 (99%)	196 (91%)	19 (9%)	12	35
3	2D	216/218 (99%)	190 (88%)	26 (12%)	6	18
4	1E	164/166 (99%)	149 (91%)	15 (9%)	12	34
4	2E	164/166 (99%)	147 (90%)	17 (10%)	9	26
5	1F	160/166 (96%)	144 (90%)	16 (10%)	9	28
5	2F	159/166 (96%)	146 (92%)	13 (8%)	14	39
6	1G	143/156 (92%)	129 (90%)	14 (10%)	10	30
6	2G	142/156 (91%)	125 (88%)	17 (12%)	6	18
7	1H	144/148 (97%)	133 (92%)	11 (8%)	16	43
7	2H	144/148 (97%)	132 (92%)	12 (8%)	14	38
8	1I	110/124 (89%)	93 (84%)	17 (16%)	3	10
8	2I	104/124 (84%)	95 (91%)	9 (9%)	13	36
9	1N	118/119 (99%)	106 (90%)	12 (10%)	9	27
9	2N	118/119 (99%)	107 (91%)	11 (9%)	11	32
10	1O	100/100 (100%)	97 (97%)	3 (3%)	48	83
10	2O	100/100 (100%)	97 (97%)	3 (3%)	48	83
11	1P	116/116 (100%)	103 (89%)	13 (11%)	7	22
11	2P	115/116 (99%)	102 (89%)	13 (11%)	7	22
12	1Q	111/111 (100%)	103 (93%)	8 (7%)	18	46
12	2Q	111/111 (100%)	104 (94%)	7 (6%)	22	54
13	1R	101/101 (100%)	86 (85%)	15 (15%)	4	11
13	2R	101/101 (100%)	85 (84%)	16 (16%)	3	9
14	1S	87/88 (99%)	79 (91%)	8 (9%)	11	33
14	2S	85/88 (97%)	75 (88%)	10 (12%)	6	19
15	1T	115/127 (91%)	108 (94%)	7 (6%)	23	56
15	2T	113/127 (89%)	111 (98%)	2 (2%)	66	90
16	1U	93/94 (99%)	87 (94%)	6 (6%)	21	52
16	2U	93/94 (99%)	88 (95%)	5 (5%)	27	62
17	1V	80/82 (98%)	70 (88%)	10 (12%)	6	17
17	2V	80/82 (98%)	73 (91%)	7 (9%)	12	35

Continued on next page...

Continued from previous page...

Mol	Chain	Analysed	Rotameric	Outliers	Percentiles	
18	1W	90/92 (98%)	84 (93%)	6 (7%)	20	50
18	2W	90/92 (98%)	85 (94%)	5 (6%)	26	60
19	1X	77/78 (99%)	74 (96%)	3 (4%)	39	75
19	2X	77/78 (99%)	75 (97%)	2 (3%)	54	85
20	1Y	85/91 (93%)	79 (93%)	6 (7%)	18	47
20	2Y	85/91 (93%)	81 (95%)	4 (5%)	32	68
21	1Z	159/179 (89%)	146 (92%)	13 (8%)	14	39
21	2Z	156/179 (87%)	144 (92%)	12 (8%)	16	42
22	10	60/67 (90%)	55 (92%)	5 (8%)	14	38
22	20	60/67 (90%)	56 (93%)	4 (7%)	20	50
23	11	80/83 (96%)	76 (95%)	4 (5%)	30	65
23	21	80/83 (96%)	76 (95%)	4 (5%)	30	65
24	12	65/67 (97%)	61 (94%)	4 (6%)	23	55
24	22	65/67 (97%)	60 (92%)	5 (8%)	16	42
25	13	51/52 (98%)	47 (92%)	4 (8%)	16	41
25	23	50/52 (96%)	46 (92%)	4 (8%)	15	40
26	14	60/63 (95%)	52 (87%)	8 (13%)	5	14
26	24	53/63 (84%)	45 (85%)	8 (15%)	3	11
27	15	50/52 (96%)	46 (92%)	4 (8%)	15	40
27	25	50/52 (96%)	47 (94%)	3 (6%)	24	57
28	16	51/52 (98%)	48 (94%)	3 (6%)	24	58
28	26	50/52 (96%)	47 (94%)	3 (6%)	24	57
29	17	41/42 (98%)	36 (88%)	5 (12%)	6	18
29	27	41/42 (98%)	39 (95%)	2 (5%)	31	67
30	18	54/55 (98%)	50 (93%)	4 (7%)	17	44
30	28	54/55 (98%)	50 (93%)	4 (7%)	17	44
31	19	34/34 (100%)	33 (97%)	1 (3%)	50	83
31	29	34/34 (100%)	33 (97%)	1 (3%)	50	83
33	1b	177/220 (80%)	149 (84%)	28 (16%)	3	9
33	2b	158/220 (72%)	137 (87%)	21 (13%)	5	14
34	1c	127/188 (68%)	117 (92%)	10 (8%)	15	41

Continued on next page...

Continued from previous page...

Mol	Chain	Analysed	Rotameric	Outliers	Percentiles	
34	2c	108/188 (57%)	91 (84%)	17 (16%)	3	9
35	1d	161/181 (89%)	144 (89%)	17 (11%)	8	25
35	2d	164/181 (91%)	145 (88%)	19 (12%)	7	20
36	1e	113/123 (92%)	103 (91%)	10 (9%)	12	35
36	2e	106/123 (86%)	94 (89%)	12 (11%)	7	22
37	1f	83/90 (92%)	77 (93%)	6 (7%)	18	46
37	2f	86/90 (96%)	83 (96%)	3 (4%)	43	78
38	1g	111/127 (87%)	101 (91%)	10 (9%)	12	34
38	2g	107/127 (84%)	98 (92%)	9 (8%)	14	37
39	1h	114/119 (96%)	103 (90%)	11 (10%)	10	31
39	2h	111/119 (93%)	99 (89%)	12 (11%)	8	24
40	1i	89/99 (90%)	78 (88%)	11 (12%)	6	17
40	2i	80/99 (81%)	66 (82%)	14 (18%)	2	7
41	1j	60/92 (65%)	55 (92%)	5 (8%)	14	38
41	2j	62/92 (67%)	53 (86%)	9 (14%)	4	12
42	1k	82/99 (83%)	77 (94%)	5 (6%)	23	56
42	2k	82/99 (83%)	77 (94%)	5 (6%)	23	56
43	1l	95/109 (87%)	90 (95%)	5 (5%)	28	63
43	2l	94/109 (86%)	90 (96%)	4 (4%)	35	71
44	1m	90/101 (89%)	80 (89%)	10 (11%)	8	22
44	2m	87/101 (86%)	77 (88%)	10 (12%)	7	21
45	1n	47/50 (94%)	42 (89%)	5 (11%)	8	25
45	2n	43/50 (86%)	36 (84%)	7 (16%)	3	8
46	1o	75/80 (94%)	67 (89%)	8 (11%)	8	24
46	2o	78/80 (98%)	69 (88%)	9 (12%)	7	21
47	1p	67/74 (90%)	56 (84%)	11 (16%)	3	8
47	2p	68/74 (92%)	59 (87%)	9 (13%)	5	14
48	1q	91/97 (94%)	85 (93%)	6 (7%)	21	51
48	2q	94/97 (97%)	92 (98%)	2 (2%)	61	88
49	1r	59/77 (77%)	53 (90%)	6 (10%)	9	27
49	2r	59/77 (77%)	53 (90%)	6 (10%)	9	27

Continued on next page...

Continued from previous page...

Mol	Chain	Analysed	Rotameric	Outliers	Percentiles	
50	1s	65/80 (81%)	57 (88%)	8 (12%)	6	17
50	2s	67/80 (84%)	59 (88%)	8 (12%)	6	19
51	1t	66/82 (80%)	57 (86%)	9 (14%)	5	13
51	2t	71/82 (87%)	66 (93%)	5 (7%)	19	47
52	1u	16/22 (73%)	15 (94%)	1 (6%)	22	54
52	2u	18/22 (82%)	16 (89%)	2 (11%)	8	22
55	1z	12/15 (80%)	12 (100%)	0	100	100
55	2z	13/15 (87%)	13 (100%)	0	100	100
All	All	9160/10096 (91%)	8322 (91%)	838 (9%)	12	34

5 of 838 residues with a non-rotameric sidechain are listed below:

Mol	Chain	Res	Type
46	1o	17	ARG
5	2F	20	LEU
42	2k	75	TYR
47	1p	19	ILE
52	1u	15	ARG

Some sidechains can be flipped to improve hydrogen bonding and reduce clashes. 5 of 143 such sidechains are listed below:

Mol	Chain	Res	Type
50	1s	69	HIS
12	2Q	45	GLN
42	2k	104	GLN
51	1t	45	GLN
5	2F	169	ASN

5.3.3 RNA ⓘ

Mol	Chain	Analysed	Backbone Outliers	Pucker Outliers
1	1A	2737/2915 (93%)	384 (14%)	19 (0%)
1	2A	2781/2915 (95%)	475 (17%)	25 (0%)
2	1B	119/121 (98%)	9 (7%)	0
2	2B	119/121 (98%)	22 (18%)	2 (1%)
32	1a	1472/1521 (96%)	256 (17%)	0
32	2a	1479/1521 (97%)	268 (18%)	0

Continued on next page...

Continued from previous page...

Mol	Chain	Analysed	Backbone Outliers	Pucker Outliers
53	1v	4/24 (16%)	1 (25%)	0
53	2v	4/24 (16%)	1 (25%)	0
54	1x	75/77 (97%)	18 (24%)	0
54	2x	75/77 (97%)	18 (24%)	0
All	All	8865/9316 (95%)	1452 (16%)	46 (0%)

5 of 1452 RNA backbone outliers are listed below:

Mol	Chain	Res	Type
1	1A	11	U
1	1A	33	C
1	1A	35	G
1	1A	44	C
1	1A	61	U

5 of 46 RNA pucker outliers are listed below:

Mol	Chain	Res	Type
1	2A	184	A
1	2A	873	U
1	2A	2700	U
1	2A	247	G
1	2A	516	A

5.4 Non-standard residues in protein, DNA, RNA chains ⓘ

8 non-standard protein/DNA/RNA residues are modelled in this entry.

In the following table, the Counts columns list the number of bonds (or angles) for which Mogul statistics could be retrieved, the number of bonds (or angles) that are observed in the model and the number of bonds (or angles) that are defined in the chemical component dictionary. The Link column lists molecule types, if any, to which the group is linked. The Z score for a bond length (or angle) is the number of standard deviations the observed value is removed from the expected value. A bond length (or angle) with $|Z| > 2$ is considered an outlier worth inspection. RMSZ is the root-mean-square of all Z scores of the bond lengths (or angles).

Mol	Type	Chain	Res	Link	Bond lengths			Bond angles		
					Counts	RMSZ	# $ Z > 2$	Counts	RMSZ	# $ Z > 2$
54	5MC	1x	32	54	14,22,23	1.27	1 (7%)	17,32,35	1.11	1 (5%)
54	5MU	1x	54	54	13,22,23	0.57	0	16,32,35	2.85	2 (12%)
54	PSU	1x	55	54	15,21,22	1.47	1 (6%)	16,30,33	2.38	4 (25%)
54	4SU	1x	8	54	12,21,22	1.13	1 (8%)	15,30,33	1.60	1 (6%)

Mol	Type	Chain	Res	Link	Bond lengths			Bond angles		
					Counts	RMSZ	# Z > 2	Counts	RMSZ	# Z > 2
54	5MC	2x	32	54	14,22,23	1.32	1 (7%)	17,32,35	0.96	1 (5%)
54	5MU	2x	54	54	13,22,23	0.53	0	16,32,35	2.69	2 (12%)
54	PSU	2x	55	54	15,21,22	1.23	1 (6%)	16,30,33	2.32	4 (25%)
54	4SU	2x	8	54	12,21,22	0.86	1 (8%)	15,30,33	1.71	1 (6%)

In the following table, the Chirals column lists the number of chiral outliers, the number of chiral centers analysed, the number of these observed in the model and the number defined in the chemical component dictionary. Similar counts are reported in the Torsion and Rings columns. '-' means no outliers of that kind were identified.

Mol	Type	Chain	Res	Link	Chirals	Torsions	Rings
54	5MC	1x	32	54	-	0/3/25/26	0/2/2/2
54	5MU	1x	54	54	-	0/3/25/26	0/2/2/2
54	PSU	1x	55	54	-	0/7/25/26	0/2/2/2
54	4SU	1x	8	54	-	0/3/25/26	0/2/2/2
54	5MC	2x	32	54	-	0/3/25/26	0/2/2/2
54	5MU	2x	54	54	-	0/3/25/26	0/2/2/2
54	PSU	2x	55	54	-	0/7/25/26	0/2/2/2
54	4SU	2x	8	54	-	0/3/25/26	0/2/2/2

The worst 5 of 6 bond length outliers are listed below:

Mol	Chain	Res	Type	Atoms	Z	Observed(Å)	Ideal(Å)
54	1x	55	PSU	C5-C1'	-4.62	1.48	1.52
54	2x	55	PSU	C5-C1'	-3.69	1.49	1.52
54	1x	8	4SU	C2-N3	-3.59	1.30	1.38
54	2x	8	4SU	C2-N3	-2.61	1.32	1.38
54	1x	32	5MC	C5-C4	4.47	1.48	1.41

The worst 5 of 16 bond angle outliers are listed below:

Mol	Chain	Res	Type	Atoms	Z	Observed(°)	Ideal(°)
54	1x	54	5MU	C5-C4-N3	-8.11	118.55	125.35
54	2x	54	5MU	C5-C4-N3	-7.84	118.77	125.35
54	2x	8	4SU	C5-C4-N3	-6.06	117.13	123.56
54	1x	8	4SU	C5-C4-N3	-5.75	117.46	123.56
54	2x	55	PSU	C5-C6-N1	-3.76	119.14	124.38

There are no chirality outliers.

There are no torsion outliers.

There are no ring outliers.

No monomer is involved in short contacts.

5.5 Carbohydrates

There are no carbohydrates in this entry.

5.6 Ligand geometry

Of 2494 ligands modelled in this entry, 2492 are monoatomic - leaving 2 for Mogul analysis.

In the following table, the Counts columns list the number of bonds (or angles) for which Mogul statistics could be retrieved, the number of bonds (or angles) that are observed in the model and the number of bonds (or angles) that are defined in the chemical component dictionary. The Link column lists molecule types, if any, to which the group is linked. The Z score for a bond length (or angle) is the number of standard deviations the observed value is removed from the expected value. A bond length (or angle) with $|Z| > 2$ is considered an outlier worth inspection. RMSZ is the root-mean-square of all Z scores of the bond lengths (or angles).

Mol	Type	Chain	Res	Link	Bond lengths			Bond angles		
					Counts	RMSZ	$\# Z > 2$	Counts	RMSZ	$\# Z > 2$
58	SF4	1d	501	35	0,12,12	0.00	-	0,24,24	0.00	-
58	SF4	2d	501	35	0,12,12	0.00	-	0,24,24	0.00	-

In the following table, the Chirals column lists the number of chiral outliers, the number of chiral centers analysed, the number of these observed in the model and the number defined in the chemical component dictionary. Similar counts are reported in the Torsion and Rings columns. '-' means no outliers of that kind were identified.

Mol	Type	Chain	Res	Link	Chirals	Torsions	Rings
58	SF4	1d	501	35	-	0/0/48/48	0/6/5/5
58	SF4	2d	501	35	-	0/0/48/48	0/6/5/5

There are no bond length outliers.

There are no bond angle outliers.

There are no chirality outliers.

There are no torsion outliers.

There are no ring outliers.

No monomer is involved in short contacts.

5.7 Other polymers [i](#)

There are no such residues in this entry.

5.8 Polymer linkage issues [i](#)

There are no chain breaks in this entry.

6 Fit of model and data

6.1 Protein, DNA and RNA chains

In the following table, the column labelled ‘#RSRZ> 2’ contains the number (and percentage) of RSRZ outliers, followed by percent RSRZ outliers for the chain as percentile scores relative to all X-ray entries and entries of similar resolution. The OWAB column contains the minimum, median, 95th percentile and maximum values of the occupancy-weighted average B-factor per residue. The column labelled ‘Q< 0.9’ lists the number of (and percentage) of residues with an average occupancy less than 0.9.

Mol	Chain	Analysed	<RSRZ>	#RSRZ>2	OWAB(Å ²)	Q<0.9
1	1A	2746/2915 (94%)	0.04	26 (0%) 85 84	22, 41, 87, 114	0
1	2A	2790/2915 (95%)	-0.21	66 (2%) 62 57	25, 46, 93, 111	0
2	1B	120/121 (99%)	-0.07	0 100 100	36, 65, 80, 91	0
2	2B	120/121 (99%)	0.18	3 (2%) 61 55	41, 70, 83, 92	0
3	1D	275/276 (99%)	-0.28	0 100 100	23, 40, 57, 77	0
3	2D	275/276 (99%)	-0.30	3 (1%) 82 80	24, 43, 59, 78	0
4	1E	204/206 (99%)	-0.14	0 100 100	21, 43, 66, 81	0
4	2E	204/206 (99%)	-0.18	1 (0%) 91 90	23, 45, 67, 82	0
5	1F	203/210 (96%)	-0.09	0 100 100	22, 50, 75, 90	0
5	2F	203/210 (96%)	-0.21	2 (0%) 84 82	24, 54, 76, 93	0
6	1G	181/182 (99%)	-0.09	5 (2%) 56 50	50, 70, 83, 98	0
6	2G	181/182 (99%)	0.59	15 (8%) 14 9	54, 73, 85, 100	0
7	1H	174/180 (96%)	-0.05	1 (0%) 90 89	48, 64, 77, 82	0
7	2H	174/180 (96%)	0.98	27 (15%) 3 1	56, 69, 81, 83	0
8	1I	146/148 (98%)	0.19	0 100 100	45, 75, 84, 89	0
8	2I	146/148 (98%)	0.59	13 (8%) 12 7	47, 76, 85, 92	0
9	1N	140/140 (100%)	-0.13	0 100 100	27, 46, 66, 79	0
9	2N	140/140 (100%)	0.01	0 100 100	30, 50, 70, 81	0
10	1O	122/122 (100%)	-0.18	0 100 100	33, 45, 63, 70	0
10	2O	122/122 (100%)	-0.28	0 100 100	34, 47, 63, 73	0
11	1P	149/150 (99%)	-0.02	0 100 100	22, 52, 75, 86	0
11	2P	149/150 (99%)	0.37	11 (7%) 17 11	25, 56, 78, 89	0
12	1Q	141/141 (100%)	0.00	1 (0%) 89 88	31, 49, 63, 87	0
12	2Q	141/141 (100%)	-0.24	1 (0%) 89 88	35, 52, 66, 85	0

Continued on next page...

Continued from previous page...

Mol	Chain	Analysed	<RSRZ>	#RSRZ>2	OWAB(Å ²)	Q<0.9
13	1R	118/118 (100%)	-0.38	0 100 100	19, 30, 47, 57	0
13	2R	118/118 (100%)	-0.14	0 100 100	35, 51, 65, 76	0
14	1S	110/112 (98%)	-0.24	0 100 100	33, 49, 65, 68	0
14	2S	110/112 (98%)	0.78	11 (10%) 9 5	65, 79, 88, 93	0
15	1T	131/146 (89%)	-0.29	0 100 100	29, 41, 70, 90	0
15	2T	131/146 (89%)	-0.22	0 100 100	47, 58, 78, 90	0
16	1U	116/118 (98%)	-0.49	0 100 100	19, 27, 44, 64	0
16	2U	116/118 (98%)	0.02	3 (2%) 59 54	37, 59, 77, 88	0
17	1V	101/101 (100%)	-0.17	0 100 100	27, 49, 65, 74	0
17	2V	101/101 (100%)	0.13	1 (0%) 84 82	30, 54, 71, 78	0
18	1W	112/113 (99%)	-0.25	0 100 100	23, 35, 55, 84	0
18	2W	112/113 (99%)	-0.27	0 100 100	26, 37, 57, 87	0
19	1X	95/96 (98%)	-0.09	0 100 100	31, 46, 66, 79	0
19	2X	95/96 (98%)	-0.01	3 (3%) 51 43	34, 49, 69, 78	0
20	1Y	107/110 (97%)	-0.09	1 (0%) 85 84	29, 47, 68, 85	0
20	2Y	107/110 (97%)	0.66	11 (10%) 9 5	55, 72, 83, 98	0
21	1Z	186/206 (90%)	-0.22	0 100 100	51, 68, 82, 92	0
21	2Z	186/206 (90%)	0.57	12 (6%) 22 16	55, 71, 84, 93	0
22	10	75/85 (88%)	-0.15	0 100 100	33, 45, 59, 66	0
22	20	75/85 (88%)	0.27	3 (4%) 42 35	37, 50, 64, 68	0
23	11	97/98 (98%)	-0.04	1 (1%) 84 82	28, 47, 71, 78	0
23	21	97/98 (98%)	-0.03	1 (1%) 84 82	30, 49, 73, 78	0
24	12	70/72 (97%)	-0.02	0 100 100	42, 58, 72, 80	0
24	22	70/72 (97%)	0.10	0 100 100	45, 61, 74, 79	0
25	13	59/60 (98%)	-0.09	0 100 100	32, 45, 65, 78	0
25	23	59/60 (98%)	0.47	5 (8%) 13 8	35, 50, 69, 80	0
26	14	69/71 (97%)	0.28	6 (8%) 13 8	52, 75, 99, 102	0
26	24	69/71 (97%)	0.93	7 (10%) 9 5	78, 93, 98, 103	0
27	15	59/60 (98%)	-0.41	0 100 100	15, 30, 45, 72	0
27	25	59/60 (98%)	-0.22	0 100 100	33, 50, 67, 72	0
28	16	53/54 (98%)	-0.26	0 100 100	38, 48, 59, 70	0

Continued on next page...

Continued from previous page...

Mol	Chain	Analysed	<RSRZ>	#RSRZ>2	OWAB(Å ²)	Q<0.9
28	26	53/54 (98%)	-0.21	0 100 100	42, 51, 62, 72	0
29	17	48/49 (97%)	-0.07	1 (2%) 67 62	24, 31, 64, 81	0
29	27	48/49 (97%)	-0.01	3 (6%) 23 17	26, 34, 64, 82	0
30	18	64/65 (98%)	-0.09	0 100 100	30, 41, 49, 63	0
30	28	64/65 (98%)	-0.07	1 (1%) 74 72	33, 43, 52, 64	0
31	19	37/37 (100%)	0.25	0 100 100	38, 48, 70, 74	0
31	29	37/37 (100%)	0.24	2 (5%) 29 23	43, 53, 71, 77	0
32	1a	1477/1521 (97%)	0.06	35 (2%) 62 57	34, 72, 98, 114	0
32	2a	1483/1521 (97%)	0.12	41 (2%) 56 50	43, 78, 101, 115	0
33	1b	231/256 (90%)	0.62	26 (11%) 7 4	67, 86, 96, 115	0
33	2b	231/256 (90%)	0.77	28 (12%) 6 3	71, 88, 97, 106	0
34	1c	206/239 (86%)	0.49	14 (6%) 20 14	70, 84, 93, 99	0
34	2c	206/239 (86%)	0.83	24 (11%) 6 4	73, 85, 94, 96	0
35	1d	208/209 (99%)	0.21	4 (1%) 70 66	56, 77, 88, 100	0
35	2d	208/209 (99%)	0.15	3 (1%) 78 76	56, 73, 84, 92	0
36	1e	148/162 (91%)	-0.06	0 100 100	47, 67, 79, 87	0
36	2e	148/162 (91%)	-0.01	2 (1%) 78 76	56, 74, 84, 90	0
37	1f	100/101 (99%)	-0.19	0 100 100	55, 73, 84, 90	0
37	2f	100/101 (99%)	-0.11	2 (2%) 68 64	56, 74, 83, 87	0
38	1g	155/156 (99%)	0.47	12 (7%) 16 11	66, 79, 91, 98	0
38	2g	155/156 (99%)	0.87	19 (12%) 5 3	67, 81, 91, 97	0
39	1h	137/138 (99%)	0.05	1 (0%) 89 88	53, 69, 77, 82	0
39	2h	137/138 (99%)	0.35	5 (3%) 46 38	62, 75, 84, 91	0
40	1i	127/128 (99%)	0.77	10 (7%) 15 10	61, 87, 95, 97	0
40	2i	127/128 (99%)	1.43	31 (24%) 1 0	67, 88, 95, 102	0
41	1j	97/105 (92%)	0.92	12 (12%) 5 3	57, 87, 95, 98	0
41	2j	96/105 (91%)	1.34	22 (22%) 1 0	76, 91, 101, 102	0
42	1k	114/129 (88%)	0.03	1 (0%) 85 84	38, 67, 80, 94	0
42	2k	114/129 (88%)	0.36	5 (4%) 38 32	53, 76, 86, 92	0
43	1l	122/132 (92%)	-0.02	2 (1%) 74 72	49, 63, 76, 89	0
43	2l	122/132 (92%)	0.10	1 (0%) 87 86	56, 67, 76, 82	0

Continued on next page...

Continued from previous page...

Mol	Chain	Analysed	<RSRZ>	#RSRZ>2	OWAB(Å ²)	Q<0.9
44	1m	118/126 (93%)	0.16	1 (0%) 87 86	58, 80, 87, 92	0
44	2m	116/126 (92%)	0.60	15 (12%) 5 3	70, 83, 89, 96	0
45	1n	60/61 (98%)	0.55	5 (8%) 14 9	60, 77, 86, 92	0
45	2n	60/61 (98%)	1.36	15 (25%) 1 0	77, 88, 94, 96	0
46	1o	88/89 (98%)	0.16	3 (3%) 49 41	50, 65, 82, 86	0
46	2o	88/89 (98%)	0.29	3 (3%) 49 41	60, 74, 87, 92	0
47	1p	82/88 (93%)	0.57	5 (6%) 25 18	62, 77, 88, 93	0
47	2p	82/88 (93%)	0.43	5 (6%) 25 18	59, 70, 79, 91	0
48	1q	99/105 (94%)	0.20	0 100 100	47, 68, 80, 83	0
48	2q	99/105 (94%)	0.25	2 (2%) 68 64	58, 72, 81, 85	0
49	1r	68/88 (77%)	0.48	4 (5%) 26 19	58, 68, 83, 87	0
49	2r	68/88 (77%)	0.84	10 (14%) 3 2	63, 74, 84, 88	0
50	1s	84/93 (90%)	0.69	7 (8%) 14 9	67, 81, 92, 98	0
50	2s	83/93 (89%)	1.65	30 (36%) 0 0	76, 91, 102, 105	0
51	1t	96/106 (90%)	0.42	1 (1%) 84 82	57, 75, 84, 90	0
51	2t	96/106 (90%)	0.30	2 (2%) 67 62	56, 73, 84, 87	0
52	1u	23/27 (85%)	0.73	2 (8%) 13 8	68, 77, 82, 85	0
52	2u	23/27 (85%)	1.80	9 (39%) 0 0	68, 80, 85, 88	0
53	1v	5/24 (20%)	0.36	0 100 100	50, 55, 86, 88	0
53	2v	5/24 (20%)	1.44	2 (40%) 0 0	73, 74, 89, 103	0
54	1x	72/77 (93%)	0.11	0 100 100	34, 68, 85, 99	0
54	2x	72/77 (93%)	0.35	1 (1%) 78 76	36, 71, 87, 101	0
55	1z	12/15 (80%)	0.12	0 100 100	29, 36, 72, 81	0
55	2z	13/15 (86%)	0.47	2 (15%) 3 1	31, 37, 84, 91	0
All	All	20521/21474 (95%)	0.10	671 (3%) 50 42	15, 62, 92, 115	0

The worst 5 of 671 RSRZ outliers are listed below:

Mol	Chain	Res	Type	RSRZ
32	1a	980	G	7.5
38	1g	79	ARG	7.5
32	2a	980	G	7.2
32	1a	981	G	7.0
33	1b	227	GLY	6.9

6.2 Non-standard residues in protein, DNA, RNA chains [i](#)

In the following table, the Atoms column lists the number of modelled atoms in the group and the number defined in the chemical component dictionary. LLDF column lists the quality of electron density of the group with respect to its neighbouring residues in protein, DNA or RNA chains. The B-factors column lists the minimum, median, 95th percentile and maximum values of B factors of atoms in the group. The column labelled 'Q< 0.9' lists the number of atoms with occupancy less than 0.9.

Mol	Type	Chain	Res	Atoms	RSCC	RSR	LLDF	B-factors(Å ²)	Q<0.9
54	PSU	2x	55	20/21	0.88	0.17	-	62,68,78,88	0
54	4SU	2x	8	20/21	0.95	0.14	-	57,78,89,92	0
54	5MU	1x	54	21/22	0.94	0.17	-	50,67,76,78	0
54	4SU	1x	8	20/21	0.96	0.17	-	47,65,79,80	0
54	5MC	1x	32	21/22	0.94	0.20	-	51,62,76,86	0
54	5MU	2x	54	21/22	0.93	0.20	-	72,76,86,101	0
54	5MC	2x	32	21/22	0.91	0.25	-	68,80,88,91	0
54	PSU	1x	55	20/21	0.94	0.18	-	57,65,79,80	0

6.3 Carbohydrates [i](#)

There are no carbohydrates in this entry.

6.4 Ligands [i](#)

In the following table, the Atoms column lists the number of modelled atoms in the group and the number defined in the chemical component dictionary. LLDF column lists the quality of electron density of the group with respect to its neighbouring residues in protein, DNA or RNA chains. The B-factors column lists the minimum, median, 95th percentile and maximum values of B factors of atoms in the group. The column labelled 'Q< 0.9' lists the number of atoms with occupancy less than 0.9.

Mol	Type	Chain	Res	Atoms	RSCC	RSR	LLDF	B-factors(Å ²)	Q<0.9
56	MG	1A	3335	1/1	0.80	0.75	56.36	58,58,58,58	0
56	MG	1A	3091	1/1	0.89	0.79	46.36	54,54,54,54	0
56	MG	1A	4088	1/1	0.81	0.53	42.79	45,45,45,45	0
56	MG	1U	202	1/1	0.91	0.53	42.08	51,51,51,51	0
56	MG	1A	3989	1/1	0.89	0.53	38.21	31,31,31,31	0
56	MG	1A	3515	1/1	0.96	0.55	35.99	41,41,41,41	0
56	MG	1F	307	1/1	0.93	0.66	35.64	59,59,59,59	0
56	MG	1A	4085	1/1	0.95	0.58	34.48	34,34,34,34	0
56	MG	1A	3162	1/1	0.84	0.40	32.05	38,38,38,38	0
56	MG	1A	4080	1/1	0.97	0.65	31.68	36,36,36,36	0

Continued on next page...

Continued from previous page...

Mol	Type	Chain	Res	Atoms	RSCC	RSR	LLDF	B-factors(\AA^2)	Q<0.9
56	MG	1U	205	1/1	0.92	0.48	29.73	41,41,41,41	0
56	MG	1A	3581	1/1	0.97	0.43	28.86	54,54,54,54	0
56	MG	1A	3333	1/1	0.68	0.53	26.32	57,57,57,57	0
56	MG	2A	3105	1/1	0.97	0.36	26.07	28,28,28,28	0
56	MG	1a	1733	1/1	0.92	0.58	25.77	52,52,52,52	0
56	MG	1A	3242	1/1	0.81	0.43	24.83	67,67,67,67	0
56	MG	1A	3404	1/1	0.82	0.34	24.04	54,54,54,54	0
56	MG	1A	3845	1/1	0.93	0.63	23.97	35,35,35,35	0
56	MG	2A	3209	1/1	0.95	0.42	23.17	54,54,54,54	0
56	MG	1A	3009	1/1	0.94	0.38	22.62	42,42,42,42	0
56	MG	1A	3071	1/1	0.94	0.47	22.23	37,37,37,37	0
56	MG	1A	3948	1/1	0.85	0.54	22.17	41,41,41,41	0
56	MG	1A	3916	1/1	0.77	0.69	22.01	45,45,45,45	0
56	MG	1A	3206	1/1	0.93	0.46	21.52	45,45,45,45	0
56	MG	1A	3492	1/1	0.93	0.55	21.06	47,47,47,47	0
56	MG	1A	3450	1/1	0.90	0.40	19.91	52,52,52,52	0
56	MG	1A	3988	1/1	0.96	0.37	19.13	39,39,39,39	0
56	MG	2A	3494	1/1	0.89	0.24	19.08	38,38,38,38	0
56	MG	1A	3299	1/1	0.95	0.43	18.98	59,59,59,59	0
56	MG	1h	8002	1/1	0.93	0.45	18.64	80,80,80,80	0
56	MG	1A	3154	1/1	0.98	0.49	18.43	30,30,30,30	0
56	MG	1A	3288	1/1	0.96	0.43	18.35	42,42,42,42	0
56	MG	2a	3217	1/1	0.82	0.45	18.29	68,68,68,68	0
56	MG	2A	3225	1/1	0.98	0.43	18.15	58,58,58,58	0
56	MG	2A	3558	1/1	0.96	0.71	18.15	43,43,43,43	0
56	MG	2a	3140	1/1	0.95	0.26	17.59	49,49,49,49	0
56	MG	1A	3308	1/1	0.94	0.41	17.35	49,49,49,49	0
56	MG	2a	3045	1/1	0.92	0.37	17.07	68,68,68,68	0
56	MG	1A	3149	1/1	0.94	0.39	16.81	32,32,32,32	0
56	MG	2a	3239	1/1	0.99	0.43	16.22	55,55,55,55	0
56	MG	2a	3131	1/1	0.95	0.40	15.86	48,48,48,48	0
56	MG	2a	3113	1/1	0.90	0.31	15.73	50,50,50,50	0
56	MG	1A	3150	1/1	0.88	0.45	15.45	44,44,44,44	0
56	MG	1A	3199	1/1	0.93	0.28	15.44	44,44,44,44	0
56	MG	2A	3308	1/1	0.85	0.29	15.28	53,53,53,53	0
56	MG	2A	3210	1/1	0.92	0.35	14.77	31,31,31,31	0
56	MG	2A	3353	1/1	0.86	0.27	14.54	41,41,41,41	0
56	MG	1A	3579	1/1	0.92	0.29	14.40	41,41,41,41	0
56	MG	2A	3179	1/1	0.95	0.34	14.39	29,29,29,29	0
56	MG	1a	1673	1/1	0.90	0.42	14.17	46,46,46,46	0
56	MG	2A	3089	1/1	0.96	0.32	13.94	36,36,36,36	0

Continued on next page...

Continued from previous page...

Mol	Type	Chain	Res	Atoms	RSCC	RSR	LLDF	B-factors(\AA^2)	Q<0.9
56	MG	1E	308	1/1	0.95	0.38	13.92	35,35,35,35	0
56	MG	2A	3144	1/1	0.92	0.34	13.91	41,41,41,41	0
56	MG	2A	3100	1/1	0.88	0.33	13.88	35,35,35,35	0
56	MG	1A	3264	1/1	0.98	0.32	13.82	27,27,27,27	0
56	MG	2A	3531	1/1	0.91	0.28	13.69	52,52,52,52	0
56	MG	1A	3268	1/1	0.94	0.31	13.65	23,23,23,23	0
56	MG	1E	301	1/1	0.92	0.50	13.63	40,40,40,40	0
56	MG	2A	3120	1/1	0.85	0.36	13.47	58,58,58,58	0
56	MG	2A	3319	1/1	0.97	0.27	13.03	51,51,51,51	0
56	MG	2A	3017	1/1	0.94	0.35	13.03	46,46,46,46	0
56	MG	15	103	1/1	0.94	0.29	12.86	28,28,28,28	0
56	MG	2a	3068	1/1	0.74	0.38	12.84	56,56,56,56	0
56	MG	2A	3156	1/1	0.99	0.24	12.67	23,23,23,23	0
56	MG	2D	303	1/1	0.85	0.34	12.44	45,45,45,45	0
56	MG	1F	303	1/1	0.93	0.45	12.20	32,32,32,32	0
56	MG	2A	3421	1/1	0.88	0.30	12.09	41,41,41,41	0
56	MG	2A	3076	1/1	0.85	0.22	11.92	56,56,56,56	0
56	MG	2A	3418	1/1	0.91	0.25	11.90	52,52,52,52	0
56	MG	2e	3001	1/1	0.81	0.47	11.88	74,74,74,74	0
56	MG	1A	3945	1/1	0.95	0.26	11.74	30,30,30,30	0
56	MG	2A	3355	1/1	0.97	0.25	11.66	45,45,45,45	0
56	MG	1X	3001	1/1	0.79	0.38	11.61	56,56,56,56	0
56	MG	2A	3278	1/1	0.95	0.27	11.39	43,43,43,43	0
56	MG	1E	302	1/1	0.86	0.41	11.39	41,41,41,41	0
56	MG	2a	3100	1/1	0.93	0.33	11.17	80,80,80,80	0
56	MG	2A	3476	1/1	0.83	0.32	11.13	66,66,66,66	0
56	MG	2A	3119	1/1	0.95	0.26	11.10	35,35,35,35	0
56	MG	2A	3522	1/1	0.89	0.36	10.95	43,43,43,43	0
56	MG	1a	1787	1/1	0.89	0.32	10.85	52,52,52,52	0
56	MG	1A	3103	1/1	0.84	0.44	10.61	32,32,32,32	0
56	MG	2A	3274	1/1	0.84	0.22	10.58	37,37,37,37	0
56	MG	1A	3102	1/1	0.96	0.29	10.54	49,49,49,49	0
56	MG	1A	4046	1/1	0.97	0.33	10.53	45,45,45,45	0
56	MG	1A	3991	1/1	0.96	0.42	10.47	38,38,38,38	0
56	MG	1A	3195	1/1	0.96	0.24	10.39	44,44,44,44	0
56	MG	1A	4073	1/1	0.96	0.42	10.36	48,48,48,48	0
56	MG	2A	3257	1/1	0.91	0.34	10.28	67,67,67,67	0
56	MG	1A	3514	1/1	0.91	0.29	10.16	59,59,59,59	0
56	MG	1A	3205	1/1	0.92	0.30	10.15	33,33,33,33	0
56	MG	2A	3139	1/1	0.98	0.31	9.86	35,35,35,35	0
56	MG	1A	3575	1/1	0.90	0.33	9.75	57,57,57,57	0

Continued on next page...

Continued from previous page...

Mol	Type	Chain	Res	Atoms	RSCC	RSR	LLDF	B-factors(\AA^2)	Q<0.9
56	MG	2B	205	1/1	0.88	0.32	9.71	59,59,59,59	0
56	MG	1A	3469	1/1	0.99	0.34	9.65	33,33,33,33	0
56	MG	2A	3231	1/1	0.94	0.28	9.48	57,57,57,57	0
56	MG	1A	4087	1/1	0.97	0.44	9.38	42,42,42,42	0
56	MG	1A	3485	1/1	0.86	0.41	9.34	57,57,57,57	0
56	MG	1A	3287	1/1	0.85	0.30	9.26	38,38,38,38	0
56	MG	2A	3366	1/1	0.93	0.22	9.25	50,50,50,50	0
56	MG	2A	3215	1/1	0.96	0.26	9.25	31,31,31,31	0
56	MG	1A	3285	1/1	0.95	0.31	9.24	32,32,32,32	0
56	MG	1A	3587	1/1	0.95	0.25	9.06	42,42,42,42	0
56	MG	1a	1838	1/1	0.98	0.28	8.97	39,39,39,39	0
56	MG	2A	3037	1/1	0.96	0.20	8.95	42,42,42,42	0
56	MG	1A	3267	1/1	0.97	0.26	8.91	22,22,22,22	0
56	MG	1D	307	1/1	0.97	0.34	8.88	37,37,37,37	0
56	MG	1W	3006	1/1	0.89	0.38	8.82	40,40,40,40	0
56	MG	1A	3772	1/1	0.92	0.28	8.79	43,43,43,43	0
56	MG	2a	3101	1/1	0.78	0.38	8.48	77,77,77,77	0
56	MG	1D	302	1/1	0.89	0.32	8.47	52,52,52,52	0
56	MG	2A	3317	1/1	0.93	0.26	8.27	36,36,36,36	0
56	MG	1P	203	1/1	0.97	0.34	8.04	28,28,28,28	0
56	MG	2D	305	1/1	0.94	0.30	8.03	29,29,29,29	0
56	MG	2A	3212	1/1	0.97	0.33	8.00	34,34,34,34	0
56	MG	2A	3129	1/1	0.94	0.19	8.00	33,33,33,33	0
56	MG	2A	3016	1/1	0.94	0.29	7.97	51,51,51,51	0
56	MG	1A	4071	1/1	0.97	0.33	7.96	44,44,44,44	0
56	MG	1a	1645	1/1	0.59	0.40	7.95	78,78,78,78	0
56	MG	1U	206	1/1	0.95	0.38	7.95	38,38,38,38	0
56	MG	2A	3553	1/1	0.92	0.23	7.89	41,41,41,41	0
56	MG	1A	3558	1/1	0.89	0.37	7.88	43,43,43,43	0
56	MG	1D	305	1/1	0.93	0.37	7.75	13,13,13,13	0
56	MG	1A	3332	1/1	0.94	0.29	7.65	35,35,35,35	0
56	MG	1A	3967	1/1	0.98	0.27	7.54	57,57,57,57	0
56	MG	2a	3128	1/1	0.86	0.28	7.51	62,62,62,62	0
56	MG	2P	201	1/1	0.92	0.22	7.49	33,33,33,33	0
56	MG	2a	3109	1/1	0.98	0.31	7.46	42,42,42,42	0
56	MG	2A	3555	1/1	0.94	0.34	7.36	49,49,49,49	0
56	MG	2a	3254	1/1	0.76	0.50	7.35	76,76,76,76	0
56	MG	1A	3153	1/1	0.96	0.21	7.28	20,20,20,20	0
56	MG	2A	3196	1/1	0.85	0.17	7.18	47,47,47,47	0
56	MG	1a	1734	1/1	0.98	0.35	6.97	53,53,53,53	0
56	MG	2A	3387	1/1	0.95	0.26	6.88	38,38,38,38	0

Continued on next page...

Continued from previous page...

Mol	Type	Chain	Res	Atoms	RSCC	RSR	LLDF	B-factors(\AA^2)	Q<0.9
56	MG	1A	3316	1/1	0.86	0.29	6.72	51,51,51,51	0
56	MG	2A	3547	1/1	0.92	0.24	6.50	52,52,52,52	0
56	MG	1a	1844	1/1	0.94	0.25	6.48	56,56,56,56	0
56	MG	2A	3185	1/1	0.98	0.21	6.44	32,32,32,32	0
56	MG	1A	3058	1/1	0.94	0.26	6.42	45,45,45,45	0
56	MG	2a	3111	1/1	0.86	0.37	6.41	60,60,60,60	0
56	MG	1A	4057	1/1	0.90	0.41	6.39	50,50,50,50	0
56	MG	2A	3530	1/1	0.96	0.26	6.39	43,43,43,43	0
56	MG	1A	4050	1/1	0.97	0.40	6.32	84,84,84,84	0
56	MG	1A	3018	1/1	0.95	0.22	6.29	53,53,53,53	0
56	MG	1a	1746	1/1	0.85	0.30	6.25	59,59,59,59	0
56	MG	2A	3092	1/1	0.93	0.23	6.17	48,48,48,48	0
56	MG	2A	3051	1/1	0.96	0.24	6.14	35,35,35,35	0
56	MG	2a	3126	1/1	0.94	0.23	6.12	60,60,60,60	0
56	MG	2A	3286	1/1	0.98	0.21	6.08	47,47,47,47	0
56	MG	2A	3321	1/1	0.97	0.22	6.02	26,26,26,26	0
56	MG	1D	308	1/1	0.90	0.37	6.00	54,54,54,54	0
56	MG	2A	3432	1/1	0.71	0.21	6.00	55,55,55,55	0
56	MG	1A	3769	1/1	0.93	0.29	5.92	55,55,55,55	0
56	MG	1D	304	1/1	0.97	0.24	5.91	34,34,34,34	0
56	MG	2a	3114	1/1	0.82	0.26	5.76	77,77,77,77	0
56	MG	2A	3251	1/1	0.89	0.20	5.74	49,49,49,49	0
56	MG	2A	3386	1/1	0.92	0.25	5.73	37,37,37,37	0
56	MG	1a	1897	1/1	0.97	0.28	5.65	84,84,84,84	0
56	MG	2A	3283	1/1	0.98	0.24	5.64	35,35,35,35	0
56	MG	1A	3682	1/1	0.93	0.23	5.61	29,29,29,29	0
56	MG	2a	3007	1/1	0.97	0.35	5.57	40,40,40,40	0
56	MG	2A	3287	1/1	0.98	0.20	5.51	33,33,33,33	0
56	MG	2A	3456	1/1	0.92	0.26	5.47	64,64,64,64	0
56	MG	1A	3767	1/1	0.96	0.26	5.43	33,33,33,33	0
56	MG	1A	3643	1/1	0.89	0.21	5.42	49,49,49,49	0
56	MG	1A	3001	1/1	0.95	0.24	5.42	31,31,31,31	0
56	MG	1A	3263	1/1	0.89	0.22	5.31	42,42,42,42	0
56	MG	2E	302	1/1	0.96	0.27	5.28	36,36,36,36	0
56	MG	2A	3090	1/1	0.89	0.21	5.23	58,58,58,58	0
56	MG	2A	3486	1/1	0.93	0.19	5.21	42,42,42,42	0
56	MG	1a	1885	1/1	0.92	0.21	5.21	54,54,54,54	0
56	MG	2A	3175	1/1	0.96	0.18	5.19	34,34,34,34	0
56	MG	1A	4047	1/1	0.86	0.23	5.19	47,47,47,47	0
56	MG	2a	3188	1/1	0.93	0.22	5.16	53,53,53,53	0
56	MG	2A	3199	1/1	0.93	0.23	5.11	21,21,21,21	0

Continued on next page...

Continued from previous page...

Mol	Type	Chain	Res	Atoms	RSCC	RSR	LLDF	B-factors(\AA^2)	Q<0.9
56	MG	2A	3523	1/1	0.97	0.31	5.09	34,34,34,34	0
56	MG	2A	3419	1/1	0.87	0.26	5.01	61,61,61,61	0
56	MG	2a	3018	1/1	0.89	0.20	4.99	62,62,62,62	0
56	MG	2A	3552	1/1	0.94	0.37	4.99	44,44,44,44	0
56	MG	2A	3187	1/1	0.94	0.23	4.98	40,40,40,40	0
56	MG	2D	302	1/1	0.79	0.25	4.87	57,57,57,57	0
56	MG	2A	3389	1/1	0.92	0.21	4.85	39,39,39,39	0
56	MG	1A	3749	1/1	0.89	0.26	4.81	43,43,43,43	0
56	MG	1a	1634	1/1	0.98	0.19	4.78	55,55,55,55	0
56	MG	1A	3131	1/1	0.95	0.22	4.78	31,31,31,31	0
56	MG	2A	3481	1/1	0.87	0.19	4.62	46,46,46,46	0
56	MG	2A	3006	1/1	0.95	0.19	4.60	59,59,59,59	0
56	MG	1A	3566	1/1	0.95	0.22	4.58	34,34,34,34	0
56	MG	1A	3145	1/1	0.90	0.40	4.57	38,38,38,38	0
56	MG	1A	3580	1/1	0.98	0.21	4.56	36,36,36,36	0
56	MG	2A	3053	1/1	0.96	0.28	4.51	43,43,43,43	0
56	MG	2A	3543	1/1	0.87	0.30	4.49	49,49,49,49	0
56	MG	1A	3449	1/1	0.90	0.23	4.32	67,67,67,67	0
56	MG	1A	3593	1/1	0.77	0.26	4.27	62,62,62,62	0
56	MG	1N	3002	1/1	0.93	0.29	4.21	48,48,48,48	0
56	MG	1A	3315	1/1	0.96	0.24	4.17	65,65,65,65	0
56	MG	1A	3591	1/1	0.97	0.19	4.08	32,32,32,32	0
56	MG	1A	3214	1/1	0.96	0.22	4.04	34,34,34,34	0
56	MG	2A	3411	1/1	0.95	0.18	4.03	47,47,47,47	0
56	MG	1Q	207	1/1	0.97	0.35	4.02	41,41,41,41	0
56	MG	1A	3616	1/1	0.92	0.25	3.98	29,29,29,29	0
56	MG	2A	3554	1/1	0.86	0.18	3.92	59,59,59,59	0
56	MG	2A	3047	1/1	0.94	0.17	3.89	37,37,37,37	0
56	MG	2A	3311	1/1	0.85	0.17	3.84	41,41,41,41	0
56	MG	1A	3042	1/1	0.84	0.24	3.82	42,42,42,42	0
56	MG	1A	3245	1/1	0.95	0.20	3.79	18,18,18,18	0
56	MG	2a	3030	1/1	0.87	0.24	3.79	51,51,51,51	0
56	MG	1A	3461	1/1	0.98	0.23	3.75	48,48,48,48	0
56	MG	2A	3245	1/1	0.96	0.23	3.54	52,52,52,52	0
56	MG	1A	4049	1/1	0.90	0.25	3.54	49,49,49,49	0
56	MG	1A	3930	1/1	0.88	0.21	3.53	55,55,55,55	0
56	MG	1A	3241	1/1	0.96	0.20	3.50	23,23,23,23	0
56	MG	1A	4081	1/1	0.96	0.25	3.49	42,42,42,42	0
56	MG	1A	3577	1/1	0.98	0.19	3.48	30,30,30,30	0
56	MG	1A	3227	1/1	0.97	0.20	3.45	26,26,26,26	0
56	MG	1A	3141	1/1	0.94	0.24	3.43	39,39,39,39	0

Continued on next page...

Continued from previous page...

Mol	Type	Chain	Res	Atoms	RSCC	RSR	LLDF	B-factors(\AA^2)	Q<0.9
56	MG	2A	3137	1/1	0.95	0.17	3.43	33,33,33,33	0
56	MG	2A	3265	1/1	0.90	0.17	3.36	47,47,47,47	0
56	MG	1A	3607	1/1	0.99	0.23	3.26	26,26,26,26	0
56	MG	1A	3274	1/1	0.94	0.22	3.24	47,47,47,47	0
56	MG	2A	3193	1/1	0.93	0.18	3.23	37,37,37,37	0
56	MG	1A	3786	1/1	0.94	0.21	3.20	23,23,23,23	0
56	MG	1a	1865	1/1	0.97	0.26	3.16	51,51,51,51	0
56	MG	15	104	1/1	0.92	0.25	3.10	53,53,53,53	0
56	MG	1A	4059	1/1	0.95	0.23	3.09	28,28,28,28	0
56	MG	2a	3067	1/1	0.97	0.46	3.07	57,57,57,57	0
56	MG	1t	3001	1/1	0.92	0.43	3.03	53,53,53,53	0
56	MG	1A	3608	1/1	0.91	0.24	3.03	26,26,26,26	0
56	MG	1A	3143	1/1	0.89	0.20	2.88	34,34,34,34	0
56	MG	1A	3649	1/1	0.89	0.21	2.86	26,26,26,26	0
56	MG	2A	3020	1/1	0.93	0.18	2.86	39,39,39,39	0
56	MG	2A	3001	1/1	0.97	0.18	2.82	35,35,35,35	0
56	MG	2A	3036	1/1	0.97	0.26	2.82	30,30,30,30	0
56	MG	2A	3145	1/1	0.99	0.16	2.82	25,25,25,25	0
56	MG	1D	311	1/1	0.90	0.29	2.81	51,51,51,51	0
56	MG	1a	1903	1/1	0.85	0.24	2.80	56,56,56,56	0
56	MG	2A	3320	1/1	0.94	0.22	2.79	53,53,53,53	0
56	MG	10	101	1/1	0.94	0.24	2.77	49,49,49,49	0
56	MG	1a	1704	1/1	0.96	0.20	2.76	48,48,48,48	0
56	MG	1A	4079	1/1	0.91	0.23	2.73	33,33,33,33	0
56	MG	2A	3528	1/1	0.97	0.17	2.71	46,46,46,46	0
56	MG	1A	4051	1/1	0.99	0.21	2.69	15,15,15,15	0
56	MG	1R	205	1/1	0.91	0.24	2.68	28,28,28,28	0
56	MG	1A	4089	1/1	0.98	0.26	2.68	29,29,29,29	0
56	MG	1A	3059	1/1	0.94	0.27	2.63	32,32,32,32	0
56	MG	2A	3174	1/1	0.95	0.17	2.63	56,56,56,56	0
56	MG	2A	3140	1/1	0.95	0.19	2.63	33,33,33,33	0
56	MG	1A	4068	1/1	0.95	0.24	2.62	39,39,39,39	0
56	MG	2A	3007	1/1	0.83	0.49	2.62	77,77,77,77	0
56	MG	1A	3168	1/1	0.95	0.19	2.60	35,35,35,35	0
56	MG	1A	4070	1/1	0.94	0.24	2.59	47,47,47,47	0
56	MG	1a	1750	1/1	0.74	0.34	2.58	69,69,69,69	0
56	MG	1A	3666	1/1	0.88	0.20	2.54	25,25,25,25	0
56	MG	1A	3954	1/1	0.92	0.21	2.53	16,16,16,16	0
56	MG	2a	3102	1/1	0.96	0.18	2.53	44,44,44,44	0
56	MG	1A	3914	1/1	0.84	0.21	2.50	41,41,41,41	0
56	MG	2a	3253	1/1	0.85	0.28	2.48	54,54,54,54	0

Continued on next page...

Continued from previous page...

Mol	Type	Chain	Res	Atoms	RSCC	RSR	LLDF	B-factors(\AA^2)	Q<0.9
56	MG	1A	4090	1/1	0.97	0.24	2.46	26,26,26,26	0
56	MG	1A	3159	1/1	0.96	0.21	2.44	36,36,36,36	0
56	MG	2a	3178	1/1	0.90	0.21	2.42	55,55,55,55	0
56	MG	2a	3064	1/1	0.86	0.27	2.40	79,79,79,79	0
56	MG	2A	3227	1/1	0.96	0.20	2.39	38,38,38,38	0
56	MG	1D	306	1/1	0.89	0.22	2.39	49,49,49,49	0
56	MG	1A	4010	1/1	0.92	0.26	2.36	37,37,37,37	0
56	MG	2A	3293	1/1	0.99	0.17	2.33	30,30,30,30	0
56	MG	1r	3001	1/1	0.89	0.23	2.32	61,61,61,61	0
56	MG	2A	3282	1/1	0.93	0.16	2.30	35,35,35,35	0
56	MG	2A	3113	1/1	0.97	0.15	2.26	29,29,29,29	0
56	MG	1A	3700	1/1	0.96	0.21	2.25	31,31,31,31	0
56	MG	2A	3559	1/1	0.87	0.36	2.24	56,56,56,56	0
56	MG	1A	3703	1/1	0.99	0.19	2.22	18,18,18,18	0
56	MG	1A	3140	1/1	0.91	0.22	2.21	36,36,36,36	0
56	MG	1a	1671	1/1	0.81	0.21	2.19	77,77,77,77	0
56	MG	1U	204	1/1	0.97	0.24	2.14	40,40,40,40	0
56	MG	2A	3376	1/1	0.94	0.17	2.14	19,19,19,19	0
56	MG	2a	3023	1/1	0.90	0.21	2.08	66,66,66,66	0
56	MG	2A	3195	1/1	0.90	0.19	2.07	47,47,47,47	0
56	MG	2A	3157	1/1	0.91	0.18	2.05	31,31,31,31	0
56	MG	1a	1722	1/1	0.96	0.19	2.05	47,47,47,47	0
56	MG	1a	1713	1/1	0.90	0.20	2.02	66,66,66,66	0
56	MG	1A	3862	1/1	0.93	0.21	2.01	45,45,45,45	0
56	MG	2A	3041	1/1	0.92	0.15	2.01	41,41,41,41	0
56	MG	2A	3254	1/1	0.98	0.17	2.00	30,30,30,30	0
56	MG	2A	3087	1/1	0.81	0.20	1.98	53,53,53,53	0
56	MG	2A	3352	1/1	0.93	0.19	1.95	38,38,38,38	0
56	MG	1A	3761	1/1	0.95	0.19	1.93	67,67,67,67	0
56	MG	1A	3922	1/1	0.94	0.18	1.92	25,25,25,25	0
56	MG	1A	3324	1/1	0.77	0.18	1.91	57,57,57,57	0
56	MG	2A	3284	1/1	0.90	0.18	1.84	34,34,34,34	0
56	MG	2A	3183	1/1	0.88	0.22	1.83	46,46,46,46	0
56	MG	1A	4016	1/1	0.78	0.21	1.83	77,77,77,77	0
56	MG	1A	3671	1/1	0.98	0.19	1.82	27,27,27,27	0
56	MG	1a	1706	1/1	0.96	0.20	1.74	52,52,52,52	0
56	MG	1A	3939	1/1	0.96	0.20	1.69	19,19,19,19	0
56	MG	19	101	1/1	0.93	0.21	1.69	51,51,51,51	0
56	MG	1W	3001	1/1	0.94	0.22	1.67	53,53,53,53	0
56	MG	2a	3084	1/1	0.96	0.20	1.62	50,50,50,50	0
56	MG	2a	3225	1/1	0.91	0.19	1.62	59,59,59,59	0

Continued on next page...

Continued from previous page...

Mol	Type	Chain	Res	Atoms	RSCC	RSR	LLDF	B-factors(\AA^2)	Q<0.9
56	MG	1A	3876	1/1	0.87	0.17	1.61	33,33,33,33	0
56	MG	2A	3289	1/1	0.92	0.18	1.56	37,37,37,37	0
56	MG	1a	1752	1/1	0.76	0.17	1.55	61,61,61,61	0
56	MG	1A	3489	1/1	0.93	0.23	1.54	41,41,41,41	0
56	MG	2a	3149	1/1	0.73	0.18	1.54	63,63,63,63	0
56	MG	1A	3283	1/1	0.99	0.24	1.54	43,43,43,43	0
56	MG	1A	3554	1/1	0.85	0.17	1.53	65,65,65,65	0
56	MG	1A	3123	1/1	0.82	0.25	1.50	49,49,49,49	0
56	MG	2A	3362	1/1	0.97	0.14	1.50	42,42,42,42	0
56	MG	1A	3194	1/1	0.85	0.19	1.48	39,39,39,39	0
56	MG	1e	203	1/1	0.97	0.28	1.44	84,84,84,84	0
56	MG	2A	3008	1/1	0.98	0.15	1.34	51,51,51,51	0
56	MG	1A	3707	1/1	0.93	0.18	1.34	32,32,32,32	0
56	MG	2A	3560	1/1	0.95	0.31	1.34	41,41,41,41	0
56	MG	2Q	3003	1/1	0.98	0.18	1.32	44,44,44,44	0
56	MG	1A	3293	1/1	0.96	0.20	1.32	11,11,11,11	0
56	MG	1a	1646	1/1	0.94	0.30	1.32	80,80,80,80	0
56	MG	1Q	204	1/1	0.93	0.21	1.30	45,45,45,45	0
56	MG	1A	3748	1/1	0.94	0.21	1.28	13,13,13,13	0
56	MG	2A	3146	1/1	0.86	0.16	1.28	35,35,35,35	0
56	MG	1A	3734	1/1	0.94	0.18	1.26	46,46,46,46	0
56	MG	1a	1907	1/1	0.96	0.18	1.24	36,36,36,36	0
56	MG	2A	3302	1/1	0.94	0.18	1.23	41,41,41,41	0
56	MG	2A	3546	1/1	0.97	0.21	1.17	49,49,49,49	0
56	MG	16	101	1/1	0.98	0.22	1.17	55,55,55,55	0
56	MG	1a	1874	1/1	0.85	0.14	1.16	48,48,48,48	0
56	MG	2A	3102	1/1	0.81	0.15	1.11	51,51,51,51	0
56	MG	1a	1766	1/1	0.94	0.16	1.10	50,50,50,50	0
56	MG	1A	3840	1/1	0.97	0.18	1.06	59,59,59,59	0
56	MG	1b	3001	1/1	0.90	0.20	1.03	70,70,70,70	0
56	MG	2A	3532	1/1	0.96	0.14	1.02	46,46,46,46	0
56	MG	1A	3801	1/1	0.96	0.17	0.99	40,40,40,40	0
56	MG	1A	3766	1/1	0.96	0.18	0.96	37,37,37,37	0
56	MG	1a	1644	1/1	0.89	0.20	0.92	75,75,75,75	0
56	MG	2A	3159	1/1	0.93	0.22	0.91	49,49,49,49	0
56	MG	1A	3687	1/1	0.93	0.19	0.88	17,17,17,17	0
56	MG	1Q	206	1/1	0.89	0.23	0.85	53,53,53,53	0
56	MG	1A	3257	1/1	0.89	0.16	0.83	39,39,39,39	0
56	MG	1A	3817	1/1	0.96	0.17	0.77	40,40,40,40	0
56	MG	2A	3306	1/1	0.88	0.15	0.77	32,32,32,32	0
56	MG	1A	3630	1/1	0.95	0.17	0.76	37,37,37,37	0
56	MG	2A	3473	1/1	0.93	0.17	0.74	41,41,41,41	0

Continued on next page...

Continued from previous page...

Mol	Type	Chain	Res	Atoms	RSCC	RSR	LLDF	B-factors(\AA^2)	Q<0.9
56	MG	2T	201	1/1	0.95	0.19	0.74	41,41,41,41	0
56	MG	2A	3295	1/1	0.91	0.17	0.73	38,38,38,38	0
56	MG	1A	3158	1/1	0.92	0.20	0.72	32,32,32,32	0
56	MG	2a	3158	1/1	0.94	0.22	0.70	65,65,65,65	0
56	MG	2A	3327	1/1	0.94	0.14	0.70	44,44,44,44	0
56	MG	2a	3198	1/1	0.87	0.18	0.69	65,65,65,65	0
56	MG	2A	3279	1/1	0.92	0.13	0.69	51,51,51,51	0
56	MG	2A	3200	1/1	0.94	0.20	0.68	50,50,50,50	0
56	MG	1D	301	1/1	0.94	0.19	0.68	32,32,32,32	0
56	MG	2A	3403	1/1	0.98	0.16	0.68	57,57,57,57	0
56	MG	2t	201	1/1	0.79	0.26	0.66	58,58,58,58	0
56	MG	2A	3097	1/1	0.85	0.15	0.63	51,51,51,51	0
56	MG	1a	1666	1/1	0.95	0.17	0.63	72,72,72,72	0
56	MG	1A	3181	1/1	0.97	0.15	0.58	38,38,38,38	0
56	MG	2A	3551	1/1	0.95	0.17	0.58	32,32,32,32	0
56	MG	1R	204	1/1	0.89	0.21	0.57	70,70,70,70	0
56	MG	1A	3653	1/1	0.96	0.22	0.56	48,48,48,48	0
56	MG	1D	309	1/1	0.91	0.16	0.55	56,56,56,56	0
56	MG	1A	3152	1/1	0.89	0.18	0.55	30,30,30,30	0
56	MG	1A	3342	1/1	0.97	0.16	0.55	53,53,53,53	0
56	MG	2A	3173	1/1	0.95	0.15	0.52	27,27,27,27	0
56	MG	2A	3275	1/1	0.85	0.15	0.51	51,51,51,51	0
56	MG	1a	1662	1/1	0.94	0.17	0.50	60,60,60,60	0
56	MG	1a	1845	1/1	0.95	0.14	0.50	62,62,62,62	0
56	MG	1A	3822	1/1	0.96	0.21	0.49	21,21,21,21	0
56	MG	1P	206	1/1	0.98	0.20	0.45	42,42,42,42	0
56	MG	1N	3005	1/1	0.88	0.20	0.45	45,45,45,45	0
57	ZN	16	103	1/1	0.99	0.16	0.42	45,45,45,45	0
56	MG	1A	3780	1/1	0.92	0.19	0.40	26,26,26,26	0
56	MG	2A	3392	1/1	0.83	0.17	0.40	55,55,55,55	0
56	MG	2A	3277	1/1	0.93	0.14	0.38	44,44,44,44	0
56	MG	2X	8001	1/1	0.79	0.16	0.37	45,45,45,45	0
56	MG	1A	3738	1/1	0.99	0.20	0.31	17,17,17,17	0
56	MG	1A	3756	1/1	0.98	0.17	0.28	30,30,30,30	0
57	ZN	15	101	1/1	0.96	0.15	0.27	54,54,54,54	0
56	MG	1A	3486	1/1	0.88	0.15	0.24	57,57,57,57	0
56	MG	2a	3174	1/1	0.95	0.17	0.23	51,51,51,51	0
56	MG	2A	3048	1/1	0.94	0.14	0.23	45,45,45,45	0
56	MG	2A	3548	1/1	0.97	0.18	0.22	38,38,38,38	0
56	MG	1A	3685	1/1	0.95	0.18	0.20	16,16,16,16	0
56	MG	2a	3024	1/1	0.98	0.16	0.19	78,78,78,78	0
56	MG	1A	3224	1/1	0.96	0.17	0.14	33,33,33,33	0

Continued on next page...

Continued from previous page...

Mol	Type	Chain	Res	Atoms	RSCC	RSR	LLDF	B-factors(\AA^2)	Q<0.9
56	MG	28	103	1/1	0.88	0.22	0.13	56,56,56,56	0
56	MG	1a	1710	1/1	0.96	0.16	0.13	45,45,45,45	0
56	MG	2A	3518	1/1	0.97	0.15	0.12	32,32,32,32	0
56	MG	2A	3315	1/1	0.99	0.17	0.11	39,39,39,39	0
56	MG	2q	203	1/1	0.84	0.24	0.10	53,53,53,53	0
56	MG	1a	1815	1/1	0.92	0.17	0.09	73,73,73,73	0
56	MG	1N	3003	1/1	0.90	0.20	0.09	38,38,38,38	0
56	MG	1a	1619	1/1	0.73	0.15	0.04	75,75,75,75	0
56	MG	1a	1665	1/1	0.96	0.15	0.04	50,50,50,50	0
56	MG	2U	201	1/1	0.99	0.21	0.02	49,49,49,49	0
56	MG	1V	202	1/1	0.91	0.18	0.01	28,28,28,28	0
56	MG	1A	3674	1/1	0.97	0.17	0.01	24,24,24,24	0
56	MG	2A	3436	1/1	0.83	0.15	-0.01	44,44,44,44	0
56	MG	1A	3768	1/1	0.93	0.18	-0.02	8,8,8,8	0
56	MG	2A	3378	1/1	0.96	0.13	-0.03	41,41,41,41	0
56	MG	2A	3333	1/1	0.98	0.15	-0.05	35,35,35,35	0
56	MG	1d	502	1/1	0.92	0.16	-0.05	82,82,82,82	0
56	MG	2A	3557	1/1	0.85	0.16	-0.05	54,54,54,54	0
56	MG	2a	3146	1/1	0.93	0.13	-0.09	71,71,71,71	0
56	MG	2A	3469	1/1	0.97	0.13	-0.12	49,49,49,49	0
56	MG	2A	3341	1/1	0.92	0.14	-0.13	51,51,51,51	0
56	MG	1A	3794	1/1	0.94	0.18	-0.13	19,19,19,19	0
56	MG	2a	3244	1/1	0.97	0.13	-0.16	64,64,64,64	0
56	MG	1A	3868	1/1	0.90	0.19	-0.17	84,84,84,84	0
56	MG	2A	3377	1/1	0.95	0.15	-0.17	33,33,33,33	0
56	MG	1A	3726	1/1	0.93	0.18	-0.18	46,46,46,46	0
56	MG	2a	3250	1/1	0.94	0.18	-0.20	63,63,63,63	0
56	MG	1A	3290	1/1	0.91	0.18	-0.20	30,30,30,30	0
56	MG	1B	221	1/1	0.93	0.14	-0.24	30,30,30,30	0
56	MG	1A	3956	1/1	0.99	0.18	-0.26	12,12,12,12	0
56	MG	1A	3262	1/1	0.94	0.20	-0.27	28,28,28,28	0
56	MG	2A	3152	1/1	0.97	0.15	-0.28	30,30,30,30	0
56	MG	1a	1840	1/1	0.97	0.15	-0.32	27,27,27,27	0
56	MG	1a	1729	1/1	0.93	0.17	-0.34	75,75,75,75	0
56	MG	1W	3004	1/1	0.94	0.17	-0.35	40,40,40,40	0
56	MG	1A	3796	1/1	0.99	0.16	-0.36	24,24,24,24	0
56	MG	2A	3256	1/1	0.81	0.14	-0.37	43,43,43,43	0
56	MG	2A	3519	1/1	0.93	0.13	-0.38	52,52,52,52	0
56	MG	2A	3052	1/1	0.91	0.13	-0.39	37,37,37,37	0
56	MG	1a	1743	1/1	0.91	0.19	-0.41	44,44,44,44	0
56	MG	1a	1749	1/1	0.92	0.15	-0.42	64,64,64,64	0
56	MG	1A	3413	1/1	0.94	0.15	-0.42	60,60,60,60	0

Continued on next page...

Continued from previous page...

Mol	Type	Chain	Res	Atoms	RSCC	RSR	LLDF	B-factors(\AA^2)	Q<0.9
56	MG	1A	3727	1/1	0.96	0.16	-0.43	49,49,49,49	0
56	MG	1A	3778	1/1	0.98	0.19	-0.43	19,19,19,19	0
56	MG	2a	3209	1/1	0.92	0.13	-0.44	53,53,53,53	0
56	MG	1A	3622	1/1	0.93	0.15	-0.45	36,36,36,36	0
56	MG	2q	202	1/1	0.87	0.15	-0.46	59,59,59,59	0
56	MG	2x	105	1/1	0.98	0.14	-0.46	52,52,52,52	0
56	MG	2a	3012	1/1	0.91	0.12	-0.47	58,58,58,58	0
56	MG	1A	3568	1/1	0.93	0.14	-0.48	45,45,45,45	0
56	MG	20	8001	1/1	0.89	0.15	-0.48	62,62,62,62	0
56	MG	2A	3059	1/1	0.98	0.13	-0.50	37,37,37,37	0
56	MG	2q	201	1/1	0.80	0.13	-0.51	58,58,58,58	0
56	MG	1D	312	1/1	0.92	0.18	-0.52	45,45,45,45	0
56	MG	1A	3664	1/1	0.97	0.16	-0.53	19,19,19,19	0
56	MG	2A	3088	1/1	0.93	0.12	-0.54	44,44,44,44	0
56	MG	1A	3294	1/1	0.99	0.19	-0.57	55,55,55,55	0
56	MG	1A	3617	1/1	0.99	0.18	-0.58	13,13,13,13	0
56	MG	1U	203	1/1	0.93	0.16	-0.59	29,29,29,29	0
56	MG	1a	1605	1/1	0.86	0.13	-0.62	68,68,68,68	0
56	MG	1A	3166	1/1	0.96	0.16	-0.65	35,35,35,35	0
56	MG	2A	3383	1/1	0.95	0.14	-0.67	29,29,29,29	0
56	MG	2A	3465	1/1	0.91	0.14	-0.70	45,45,45,45	0
56	MG	1A	3789	1/1	0.98	0.15	-0.70	14,14,14,14	0
56	MG	2F	304	1/1	0.97	0.15	-0.71	41,41,41,41	0
56	MG	1a	1822	1/1	0.94	0.17	-0.71	56,56,56,56	0
56	MG	1A	3787	1/1	0.94	0.18	-0.71	26,26,26,26	0
56	MG	2A	3492	1/1	0.92	0.13	-0.73	67,67,67,67	0
56	MG	1F	301	1/1	0.95	0.19	-0.77	30,30,30,30	0
56	MG	1n	102	1/1	0.81	0.17	-0.78	53,53,53,53	0
56	MG	1A	3619	1/1	0.94	0.12	-0.80	56,56,56,56	0
56	MG	1A	3236	1/1	0.91	0.12	-0.80	58,58,58,58	0
56	MG	19	105	1/1	0.97	0.19	-0.81	34,34,34,34	0
56	MG	2a	3056	1/1	0.92	0.17	-0.81	58,58,58,58	0
56	MG	2r	3001	1/1	0.94	0.15	-0.84	55,55,55,55	0
56	MG	1A	3750	1/1	0.93	0.17	-0.84	28,28,28,28	0
56	MG	1p	3002	1/1	0.92	0.14	-0.85	77,77,77,77	0
56	MG	15	102	1/1	0.96	0.17	-0.87	52,52,52,52	0
56	MG	1a	1631	1/1	0.96	0.15	-0.90	44,44,44,44	0
56	MG	1A	3966	1/1	0.95	0.17	-0.91	19,19,19,19	0
56	MG	2d	503	1/1	0.88	0.13	-0.92	62,62,62,62	0
56	MG	1A	4021	1/1	0.97	0.15	-0.94	59,59,59,59	0
56	MG	2A	3363	1/1	0.86	0.12	-0.94	49,49,49,49	0
56	MG	1a	1817	1/1	0.92	0.15	-0.95	54,54,54,54	0

Continued on next page...

Continued from previous page...

Mol	Type	Chain	Res	Atoms	RSCC	RSR	LLDF	B-factors(\AA^2)	Q<0.9
56	MG	1A	4029	1/1	0.89	0.14	-0.96	42,42,42,42	0
56	MG	2A	3326	1/1	0.97	0.13	-0.99	43,43,43,43	0
56	MG	1a	1610	1/1	0.86	0.17	-0.99	69,69,69,69	0
56	MG	1A	3170	1/1	0.96	0.16	-1.00	25,25,25,25	0
56	MG	1A	3610	1/1	0.94	0.18	-1.03	48,48,48,48	0
56	MG	1A	4055	1/1	0.97	0.17	-1.04	43,43,43,43	0
56	MG	1A	4022	1/1	0.96	0.15	-1.04	43,43,43,43	0
56	MG	1A	3821	1/1	0.97	0.17	-1.04	21,21,21,21	0
57	ZN	19	103	1/1	0.99	0.12	-1.06	47,47,47,47	0
56	MG	1A	4072	1/1	0.84	0.17	-1.06	48,48,48,48	0
56	MG	1a	1660	1/1	0.93	0.15	-1.06	23,23,23,23	0
57	ZN	26	501	1/1	0.95	0.09	-1.07	61,61,61,61	0
56	MG	2A	3261	1/1	0.78	0.13	-1.07	43,43,43,43	0
56	MG	2a	3227	1/1	0.94	0.12	-1.09	62,62,62,62	0
58	SF4	1d	501	8/8	0.99	0.13	-1.12	64,72,77,86	0
56	MG	1a	1683	1/1	0.89	0.15	-1.15	58,58,58,58	0
57	ZN	25	501	1/1	0.99	0.10	-1.19	50,50,50,50	0
56	MG	2G	3001	1/1	0.55	0.22	-1.20	56,56,56,56	0
56	MG	1a	1770	1/1	0.99	0.14	-1.21	70,70,70,70	0
56	MG	2A	3520	1/1	0.99	0.10	-1.21	37,37,37,37	0
56	MG	2A	3040	1/1	0.79	0.11	-1.22	57,57,57,57	0
56	MG	1a	1696	1/1	0.85	0.12	-1.22	48,48,48,48	0
56	MG	2A	3437	1/1	0.84	0.13	-1.23	69,69,69,69	0
56	MG	1A	3589	1/1	0.94	0.12	-1.25	36,36,36,36	0
56	MG	2O	202	1/1	0.91	0.12	-1.25	37,37,37,37	0
56	MG	2A	3058	1/1	0.96	0.13	-1.25	51,51,51,51	0
56	MG	2A	3453	1/1	0.93	0.12	-1.26	31,31,31,31	0
57	ZN	29	501	1/1	0.97	0.05	-1.30	66,66,66,66	0
56	MG	1B	225	1/1	0.89	0.11	-1.31	63,63,63,63	0
56	MG	1A	3392	1/1	0.96	0.14	-1.37	33,33,33,33	0
56	MG	1A	3775	1/1	0.90	0.18	-1.38	31,31,31,31	0
56	MG	1A	3178	1/1	0.93	0.12	-1.40	37,37,37,37	0
56	MG	2A	3474	1/1	0.93	0.13	-1.41	51,51,51,51	0
56	MG	1A	3875	1/1	0.97	0.14	-1.42	38,38,38,38	0
56	MG	2A	3516	1/1	0.94	0.10	-1.42	53,53,53,53	0
56	MG	2D	301	1/1	0.95	0.11	-1.45	49,49,49,49	0
56	MG	1a	1811	1/1	0.89	0.14	-1.45	66,66,66,66	0
57	ZN	14	501	1/1	0.85	0.08	-1.47	103,103,103,103	0
56	MG	1a	1629	1/1	0.82	0.11	-1.51	63,63,63,63	0
57	ZN	1n	101	1/1	0.95	0.10	-1.51	83,83,83,83	0
56	MG	2A	3280	1/1	0.96	0.10	-1.52	58,58,58,58	0
56	MG	2a	3086	1/1	0.90	0.14	-1.53	50,50,50,50	0

Continued on next page...

Continued from previous page...

Mol	Type	Chain	Res	Atoms	RSCC	RSR	LLDF	B-factors(\AA^2)	Q<0.9
56	MG	1A	3872	1/1	0.92	0.13	-1.58	39,39,39,39	0
56	MG	2A	3300	1/1	0.96	0.12	-1.60	38,38,38,38	0
56	MG	1A	3130	1/1	0.98	0.15	-1.63	21,21,21,21	0
56	MG	1Q	203	1/1	0.97	0.15	-1.65	41,41,41,41	0
56	MG	1A	3815	1/1	0.97	0.16	-1.67	20,20,20,20	0
56	MG	2A	3176	1/1	0.92	0.14	-1.67	38,38,38,38	0
56	MG	1A	3266	1/1	0.99	0.16	-1.68	18,18,18,18	0
56	MG	1A	3806	1/1	0.94	0.11	-1.69	38,38,38,38	0
56	MG	2A	3285	1/1	0.95	0.12	-1.69	33,33,33,33	0
56	MG	2R	202	1/1	0.99	0.11	-1.70	35,35,35,35	0
56	MG	2A	3236	1/1	0.95	0.08	-1.72	60,60,60,60	0
56	MG	1A	3943	1/1	0.99	0.15	-1.73	44,44,44,44	0
56	MG	2A	3416	1/1	0.96	0.11	-1.73	36,36,36,36	0
56	MG	1a	1711	1/1	0.97	0.13	-1.73	62,62,62,62	0
56	MG	2A	3276	1/1	0.91	0.09	-1.75	60,60,60,60	0
56	MG	1a	1826	1/1	0.96	0.13	-1.80	59,59,59,59	0
56	MG	2a	3203	1/1	0.92	0.13	-1.83	58,58,58,58	0
56	MG	2A	3459	1/1	0.98	0.12	-1.85	29,29,29,29	0
56	MG	1a	1724	1/1	0.97	0.14	-1.86	62,62,62,62	0
56	MG	1a	1876	1/1	0.98	0.16	-1.88	62,62,62,62	0
56	MG	1A	3668	1/1	0.99	0.16	-1.92	17,17,17,17	0
57	ZN	2Y	501	1/1	0.94	0.06	-1.93	99,99,99,99	0
56	MG	2a	3208	1/1	0.95	0.12	-1.93	65,65,65,65	0
56	MG	1A	3164	1/1	0.96	0.14	-1.95	40,40,40,40	0
56	MG	2A	3161	1/1	0.88	0.08	-1.96	38,38,38,38	0
56	MG	1A	3655	1/1	0.99	0.11	-1.99	24,24,24,24	0
56	MG	1A	3952	1/1	0.94	0.14	-2.02	40,40,40,40	0
56	MG	1A	3237	1/1	0.73	0.15	-2.06	58,58,58,58	0
56	MG	1a	1854	1/1	0.96	0.14	-2.06	60,60,60,60	0
56	MG	2A	3073	1/1	0.89	0.10	-2.08	38,38,38,38	0
56	MG	1R	203	1/1	0.96	0.15	-2.10	35,35,35,35	0
56	MG	1A	3030	1/1	0.90	0.09	-2.11	46,46,46,46	0
56	MG	2A	3061	1/1	0.94	0.12	-2.14	29,29,29,29	0
56	MG	1a	1680	1/1	0.93	0.14	-2.15	55,55,55,55	0
56	MG	2A	3043	1/1	0.94	0.12	-2.17	42,42,42,42	0
56	MG	2x	104	1/1	0.78	0.12	-2.19	84,84,84,84	0
58	SF4	2d	501	8/8	0.99	0.10	-2.21	58,72,80,87	0
56	MG	2a	3116	1/1	0.94	0.13	-2.23	45,45,45,45	0
56	MG	1B	211	1/1	0.98	0.14	-2.24	39,39,39,39	0
56	MG	2A	3068	1/1	0.96	0.10	-2.24	52,52,52,52	0
56	MG	1A	3536	1/1	0.98	0.13	-2.24	48,48,48,48	0
56	MG	1A	3814	1/1	0.83	0.16	-2.28	49,49,49,49	0

Continued on next page...

Continued from previous page...

Mol	Type	Chain	Res	Atoms	RSCC	RSR	LLDF	B-factors(\AA^2)	Q<0.9
56	MG	2A	3301	1/1	0.90	0.08	-2.29	42,42,42,42	0
56	MG	1A	3043	1/1	0.98	0.16	-2.30	55,55,55,55	0
56	MG	1A	3690	1/1	0.89	0.14	-2.36	21,21,21,21	0
56	MG	1A	3928	1/1	0.97	0.12	-2.36	29,29,29,29	0
56	MG	2A	3246	1/1	0.82	0.14	-2.37	55,55,55,55	0
56	MG	1F	308	1/1	0.98	0.14	-2.37	36,36,36,36	0
56	MG	1A	3629	1/1	0.94	0.15	-2.38	33,33,33,33	0
56	MG	1a	1908	1/1	0.85	0.07	-2.40	53,53,53,53	0
56	MG	1Q	208	1/1	0.96	0.10	-2.41	37,37,37,37	0
57	ZN	2n	501	1/1	0.82	0.07	-2.41	110,110,110,110	0
56	MG	2A	3496	1/1	0.92	0.12	-2.44	35,35,35,35	0
56	MG	1A	3659	1/1	0.91	0.16	-2.45	17,17,17,17	0
56	MG	1a	1745	1/1	0.96	0.11	-2.45	55,55,55,55	0
56	MG	1A	3828	1/1	0.81	0.12	-2.49	49,49,49,49	0
56	MG	1G	3003	1/1	0.90	0.05	-2.56	43,43,43,43	0
56	MG	2B	203	1/1	0.95	0.12	-2.57	51,51,51,51	0
56	MG	1A	3343	1/1	0.94	0.11	-2.61	55,55,55,55	0
56	MG	2A	3268	1/1	0.98	0.09	-2.63	44,44,44,44	0
56	MG	1A	3134	1/1	0.95	0.13	-2.64	23,23,23,23	0
56	MG	1A	3325	1/1	0.97	0.10	-2.66	41,41,41,41	0
56	MG	1A	3798	1/1	0.96	0.14	-2.69	19,19,19,19	0
56	MG	1G	3001	1/1	0.88	0.10	-2.72	50,50,50,50	0
56	MG	2a	3044	1/1	0.77	0.12	-2.73	71,71,71,71	0
56	MG	2A	3358	1/1	0.98	0.07	-2.74	60,60,60,60	0
56	MG	2A	3228	1/1	0.93	0.11	-2.79	44,44,44,44	0
56	MG	1A	3254	1/1	0.97	0.14	-2.80	41,41,41,41	0
56	MG	1a	1687	1/1	0.86	0.12	-2.82	42,42,42,42	0
56	MG	2a	3062	1/1	0.96	0.11	-2.83	81,81,81,81	0
56	MG	2A	3079	1/1	0.96	0.08	-2.88	50,50,50,50	0
56	MG	2a	3230	1/1	0.81	0.11	-2.90	67,67,67,67	0
56	MG	1A	3277	1/1	0.97	0.12	-2.99	34,34,34,34	0
56	MG	1A	3474	1/1	0.93	0.13	-3.00	58,58,58,58	0
56	MG	2a	3026	1/1	0.92	0.13	-3.02	54,54,54,54	0
56	MG	1A	3160	1/1	0.96	0.15	-3.05	46,46,46,46	0
56	MG	1A	4020	1/1	0.86	0.14	-3.15	26,26,26,26	0
56	MG	1A	4067	1/1	0.98	0.13	-3.16	21,21,21,21	0
56	MG	2a	3151	1/1	0.78	0.11	-3.18	97,97,97,97	0
56	MG	1A	3799	1/1	0.96	0.14	-3.22	20,20,20,20	0
56	MG	1A	4032	1/1	0.94	0.13	-3.24	38,38,38,38	0
56	MG	1A	3463	1/1	0.98	0.11	-3.25	39,39,39,39	0
56	MG	1A	3592	1/1	0.99	0.13	-3.26	25,25,25,25	0
56	MG	1A	3637	1/1	0.94	0.11	-3.30	43,43,43,43	0

Continued on next page...

Continued from previous page...

Mol	Type	Chain	Res	Atoms	RSCC	RSR	LLDF	B-factors(\AA^2)	Q<0.9
56	MG	1B	216	1/1	0.91	0.12	-3.32	70,70,70,70	0
56	MG	1x	106	1/1	0.94	0.07	-3.37	42,42,42,42	0
57	ZN	1Y	501	1/1	0.98	0.07	-3.39	62,62,62,62	0
56	MG	1A	3693	1/1	0.98	0.12	-3.42	25,25,25,25	0
56	MG	1A	3959	1/1	0.97	0.10	-3.44	53,53,53,53	0
56	MG	1a	1658	1/1	0.96	0.13	-3.46	58,58,58,58	0
56	MG	2a	3054	1/1	0.78	0.08	-3.47	96,96,96,96	0
56	MG	2A	3503	1/1	0.97	0.05	-3.54	37,37,37,37	0
56	MG	1A	3713	1/1	0.93	0.09	-3.56	61,61,61,61	0
56	MG	1A	3779	1/1	0.93	0.13	-3.58	35,35,35,35	0
56	MG	1A	3657	1/1	0.91	0.13	-3.58	34,34,34,34	0
56	MG	1A	3977	1/1	0.97	0.11	-3.59	31,31,31,31	0
56	MG	1a	1705	1/1	0.95	0.05	-3.60	58,58,58,58	0
56	MG	1A	3132	1/1	0.97	0.10	-3.60	33,33,33,33	0
56	MG	2a	3095	1/1	0.90	0.09	-3.62	41,41,41,41	0
56	MG	1A	3831	1/1	0.94	0.13	-3.77	18,18,18,18	0
56	MG	2A	3446	1/1	0.97	0.07	-3.82	55,55,55,55	0
57	ZN	24	501	1/1	0.66	0.07	-3.84	133,133,133,133	0
56	MG	1A	3673	1/1	0.96	0.09	-3.86	25,25,25,25	0
56	MG	1a	1642	1/1	0.95	0.06	-3.96	58,58,58,58	0
56	MG	1A	3681	1/1	0.96	0.13	-4.37	19,19,19,19	0
56	MG	2a	3089	1/1	0.96	0.09	-4.51	46,46,46,46	0
56	MG	1A	3982	1/1	0.98	0.11	-4.74	21,21,21,21	0
56	MG	1a	1824	1/1	0.95	0.09	-4.88	54,54,54,54	0
56	MG	1A	3328	1/1	0.97	0.09	-4.90	27,27,27,27	0
56	MG	2a	3107	1/1	0.99	0.08	-4.95	57,57,57,57	0
56	MG	1A	3188	1/1	0.89	0.08	-5.07	53,53,53,53	0
56	MG	1A	3658	1/1	0.95	0.13	-5.08	13,13,13,13	0
56	MG	1a	1778	1/1	0.93	0.09	-5.08	48,48,48,48	0
56	MG	1B	207	1/1	0.94	0.12	-5.09	52,52,52,52	0
56	MG	1A	3065	1/1	0.99	0.13	-5.11	39,39,39,39	0
56	MG	1A	3645	1/1	0.95	0.10	-5.13	36,36,36,36	0
56	MG	1A	3760	1/1	0.98	0.13	-5.17	34,34,34,34	0
56	MG	1A	3594	1/1	0.99	0.14	-5.34	40,40,40,40	0
56	MG	1A	3785	1/1	0.99	0.12	-5.36	26,26,26,26	0
56	MG	1A	3702	1/1	0.95	0.12	-5.38	20,20,20,20	0
56	MG	2a	3083	1/1	0.93	0.10	-5.38	49,49,49,49	0
56	MG	17	101	1/1	0.98	0.10	-5.41	26,26,26,26	0
56	MG	2A	3365	1/1	0.86	0.08	-5.42	41,41,41,41	0
56	MG	2A	3509	1/1	0.96	0.09	-5.45	46,46,46,46	0
56	MG	1a	1875	1/1	0.95	0.05	-5.57	58,58,58,58	0
56	MG	1a	1693	1/1	0.85	0.10	-5.76	53,53,53,53	0

Continued on next page...

Continued from previous page...

Mol	Type	Chain	Res	Atoms	RSCC	RSR	LLDF	B-factors(\AA^2)	Q<0.9
56	MG	1a	1902	1/1	0.96	0.10	-5.86	62,62,62,62	0
56	MG	1A	3994	1/1	0.97	0.11	-5.95	23,23,23,23	0
56	MG	1A	3723	1/1	0.88	0.11	-5.95	29,29,29,29	0
56	MG	1A	3715	1/1	0.98	0.11	-6.19	9,9,9,9	0
56	MG	1A	3802	1/1	0.88	0.10	-6.26	65,65,65,65	0
56	MG	1A	3142	1/1	0.99	0.11	-6.34	20,20,20,20	0
56	MG	1A	3837	1/1	0.97	0.12	-6.36	26,26,26,26	0
56	MG	1A	3663	1/1	0.91	0.12	-6.46	19,19,19,19	0
56	MG	1E	303	1/1	0.97	0.09	-6.54	31,31,31,31	0
56	MG	1A	3615	1/1	0.98	0.06	-6.56	39,39,39,39	0
56	MG	1A	4045	1/1	0.95	0.09	-6.65	23,23,23,23	0
56	MG	1A	3839	1/1	0.96	0.10	-6.86	18,18,18,18	0
56	MG	1A	3521	1/1	0.96	0.07	-6.86	46,46,46,46	0
56	MG	1A	3871	1/1	0.97	0.10	-7.11	31,31,31,31	0
56	MG	1B	224	1/1	0.97	0.06	-7.25	58,58,58,58	0
56	MG	1A	3913	1/1	0.94	0.08	-7.36	28,28,28,28	0
56	MG	2A	3397	1/1	0.98	0.05	-7.48	58,58,58,58	0
56	MG	1A	3660	1/1	0.95	0.12	-7.49	24,24,24,24	0
56	MG	2A	3385	1/1	0.98	0.09	-8.28	61,61,61,61	0
56	MG	1A	3706	1/1	0.96	0.10	-8.56	15,15,15,15	0
56	MG	1A	3155	1/1	0.96	0.15	-8.65	39,39,39,39	0
56	MG	1A	3222	1/1	0.97	0.12	-8.80	19,19,19,19	0
56	MG	2A	3004	1/1	1.00	0.08	-8.86	59,59,59,59	0
56	MG	1A	3725	1/1	0.97	0.12	-9.12	18,18,18,18	0
56	MG	1a	1670	1/1	0.95	0.09	-9.19	50,50,50,50	0
56	MG	1A	3992	1/1	0.93	0.09	-9.38	36,36,36,36	0
56	MG	1A	4043	1/1	0.99	0.10	-9.62	26,26,26,26	0
56	MG	1A	3409	1/1	0.97	0.14	-9.70	42,42,42,42	0
56	MG	1A	4069	1/1	0.99	0.11	-9.97	47,47,47,47	0
56	MG	1A	3755	1/1	0.97	0.09	-10.08	26,26,26,26	0
56	MG	2a	3152	1/1	0.94	0.09	-10.82	67,67,67,67	0
56	MG	1A	3176	1/1	0.98	0.08	-14.00	30,30,30,30	0
56	MG	1A	3971	1/1	0.95	0.12	-15.09	27,27,27,27	0
56	MG	1A	3852	1/1	0.98	0.07	-16.07	30,30,30,30	0
56	MG	1a	1791	1/1	0.84	0.17	-	82,82,82,82	0
56	MG	1A	3993	1/1	0.88	0.10	-	34,34,34,34	0
56	MG	2x	103	1/1	0.93	0.10	-	65,65,65,65	0
56	MG	2A	3479	1/1	0.94	0.25	-	47,47,47,47	0
56	MG	1A	3331	1/1	0.87	0.35	-	62,62,62,62	0
56	MG	1a	1675	1/1	0.95	0.08	-	42,42,42,42	0
56	MG	1A	3411	1/1	0.58	0.41	-	51,51,51,51	0
56	MG	1A	3410	1/1	0.96	0.11	-	42,42,42,42	0

Continued on next page...

Continued from previous page...

Mol	Type	Chain	Res	Atoms	RSCC	RSR	LLDF	B-factors(\AA^2)	Q<0.9
56	MG	2A	3237	1/1	0.98	0.23	-	37,37,37,37	0
56	MG	1a	1909	1/1	0.92	0.11	-	71,71,71,71	0
56	MG	1A	3530	1/1	0.93	0.09	-	47,47,47,47	0
56	MG	2a	3186	1/1	0.94	0.14	-	50,50,50,50	0
56	MG	1A	3431	1/1	0.96	0.13	-	43,43,43,43	0
56	MG	1A	4023	1/1	0.94	0.17	-	52,52,52,52	0
56	MG	1a	1725	1/1	0.98	0.36	-	51,51,51,51	0
56	MG	2a	3252	1/1	0.88	0.12	-	67,67,67,67	0
56	MG	1A	3477	1/1	0.90	0.37	-	40,40,40,40	0
56	MG	1A	3833	1/1	0.94	0.11	-	50,50,50,50	0
56	MG	1a	1832	1/1	0.97	0.15	-	52,52,52,52	0
56	MG	2A	3406	1/1	0.97	0.20	-	55,55,55,55	0
56	MG	1a	1649	1/1	0.83	0.21	-	59,59,59,59	0
56	MG	1A	3303	1/1	0.92	0.24	-	50,50,50,50	0
56	MG	2a	3040	1/1	0.90	0.06	-	58,58,58,58	0
56	MG	1E	306	1/1	0.95	0.34	-	57,57,57,57	0
56	MG	1A	3321	1/1	0.97	0.21	-	33,33,33,33	0
56	MG	1A	3980	1/1	0.95	0.22	-	59,59,59,59	0
56	MG	2A	3388	1/1	0.96	0.11	-	55,55,55,55	0
56	MG	1A	4024	1/1	0.94	0.21	-	39,39,39,39	0
56	MG	1A	3346	1/1	0.97	0.21	-	55,55,55,55	0
56	MG	1p	3001	1/1	0.92	0.26	-	52,52,52,52	0
56	MG	1A	3243	1/1	0.97	0.17	-	38,38,38,38	0
56	MG	2A	3110	1/1	0.87	0.32	-	53,53,53,53	0
56	MG	1a	1851	1/1	0.69	0.12	-	56,56,56,56	0
56	MG	1A	3955	1/1	0.90	0.12	-	21,21,21,21	0
56	MG	2B	207	1/1	0.95	0.09	-	67,67,67,67	0
56	MG	2a	3141	1/1	0.89	0.08	-	70,70,70,70	0
56	MG	1a	1906	1/1	0.97	0.32	-	45,45,45,45	0
56	MG	2A	3515	1/1	0.93	0.14	-	55,55,55,55	0
56	MG	1A	3244	1/1	0.95	0.16	-	35,35,35,35	0
56	MG	2a	3082	1/1	0.93	0.22	-	54,54,54,54	0
56	MG	1A	3878	1/1	0.94	0.15	-	37,37,37,37	0
56	MG	2Q	3005	1/1	0.74	0.31	-	54,54,54,54	0
56	MG	1N	3006	1/1	0.96	0.10	-	55,55,55,55	0
56	MG	2A	3107	1/1	0.88	0.23	-	49,49,49,49	0
56	MG	2O	201	1/1	0.95	0.10	-	54,54,54,54	0
56	MG	1A	3109	1/1	0.98	0.05	-	45,45,45,45	0
56	MG	2A	3096	1/1	0.95	0.18	-	47,47,47,47	0
56	MG	1A	3438	1/1	0.93	0.08	-	49,49,49,49	0
56	MG	18	3003	1/1	0.96	0.22	-	35,35,35,35	0
56	MG	1A	3656	1/1	0.92	0.18	-	20,20,20,20	0

Continued on next page...

Continued from previous page...

Mol	Type	Chain	Res	Atoms	RSCC	RSR	LLDF	B-factors(\AA^2)	Q<0.9
56	MG	2A	3478	1/1	0.89	0.19	-	50,50,50,50	0
56	MG	1D	310	1/1	0.93	0.11	-	42,42,42,42	0
56	MG	1E	304	1/1	0.81	0.28	-	65,65,65,65	0
56	MG	1A	3983	1/1	0.88	0.27	-	31,31,31,31	0
56	MG	1a	1632	1/1	0.91	0.20	-	32,32,32,32	0
56	MG	2a	3175	1/1	0.82	0.15	-	66,66,66,66	0
56	MG	1A	3019	1/1	0.81	0.45	-	46,46,46,46	0
56	MG	2A	3086	1/1	0.95	0.22	-	47,47,47,47	0
56	MG	1A	3271	1/1	0.98	0.12	-	54,54,54,54	0
56	MG	2A	3339	1/1	0.92	0.32	-	63,63,63,63	0
56	MG	1A	3363	1/1	0.95	0.14	-	49,49,49,49	0
56	MG	2A	3480	1/1	0.98	0.06	-	21,21,21,21	0
56	MG	1v	3001	1/1	0.99	0.13	-	41,41,41,41	0
56	MG	2A	3372	1/1	0.92	0.11	-	33,33,33,33	0
56	MG	2A	3172	1/1	0.86	0.30	-	63,63,63,63	0
56	MG	2A	3450	1/1	0.99	0.09	-	56,56,56,56	0
56	MG	1A	3459	1/1	0.96	0.29	-	49,49,49,49	0
56	MG	1A	3369	1/1	0.66	0.39	-	67,67,67,67	0
56	MG	2A	3313	1/1	0.96	0.17	-	46,46,46,46	0
56	MG	2A	3441	1/1	0.97	0.13	-	55,55,55,55	0
56	MG	2A	3147	1/1	0.93	0.07	-	62,62,62,62	0
56	MG	1A	3800	1/1	0.94	0.14	-	32,32,32,32	0
56	MG	2A	3370	1/1	0.87	0.27	-	65,65,65,65	0
56	MG	1A	3545	1/1	0.95	0.34	-	50,50,50,50	0
56	MG	1A	3289	1/1	0.80	0.18	-	61,61,61,61	0
56	MG	2a	3160	1/1	0.93	0.17	-	61,61,61,61	0
56	MG	1A	3638	1/1	0.96	0.20	-	38,38,38,38	0
56	MG	1A	3752	1/1	0.94	0.11	-	63,63,63,63	0
56	MG	1A	3808	1/1	0.97	0.13	-	73,73,73,73	0
56	MG	2a	3145	1/1	0.85	0.12	-	95,95,95,95	0
56	MG	2O	203	1/1	0.98	0.11	-	41,41,41,41	0
56	MG	1A	3896	1/1	0.85	0.09	-	72,72,72,72	0
56	MG	1A	3903	1/1	0.97	0.10	-	71,71,71,71	0
56	MG	1A	3677	1/1	0.98	0.07	-	39,39,39,39	0
56	MG	2a	3202	1/1	0.84	0.15	-	52,52,52,52	0
56	MG	1A	3747	1/1	0.94	0.36	-	50,50,50,50	0
56	MG	1a	1677	1/1	0.98	0.22	-	48,48,48,48	0
56	MG	2A	3349	1/1	0.95	0.07	-	67,67,67,67	0
56	MG	1A	3602	1/1	0.95	0.09	-	41,41,41,41	0
56	MG	1A	3891	1/1	0.96	0.26	-	68,68,68,68	0
56	MG	2A	3009	1/1	0.88	0.25	-	50,50,50,50	0
56	MG	1A	3527	1/1	0.86	0.34	-	69,69,69,69	0

Continued on next page...

Continued from previous page...

Mol	Type	Chain	Res	Atoms	RSCC	RSR	LLDF	B-factors(\AA^2)	Q<0.9
56	MG	1P	205	1/1	0.95	0.18	-	53,53,53,53	0
56	MG	2A	3404	1/1	0.94	0.15	-	64,64,64,64	0
56	MG	17	102	1/1	0.88	0.21	-	60,60,60,60	0
56	MG	2A	3493	1/1	0.96	0.11	-	39,39,39,39	0
56	MG	1A	3452	1/1	0.92	0.16	-	50,50,50,50	0
56	MG	2A	3077	1/1	0.91	0.14	-	43,43,43,43	0
56	MG	1A	3998	1/1	0.91	0.23	-	59,59,59,59	0
56	MG	1A	3365	1/1	0.98	0.08	-	30,30,30,30	0
56	MG	2A	3312	1/1	0.90	0.17	-	38,38,38,38	0
56	MG	1A	3979	1/1	0.89	0.20	-	55,55,55,55	0
56	MG	1A	3107	1/1	0.91	0.58	-	53,53,53,53	0
56	MG	1A	3177	1/1	0.97	0.30	-	33,33,33,33	0
56	MG	2A	3517	1/1	0.95	0.12	-	47,47,47,47	0
56	MG	2A	3488	1/1	0.78	0.10	-	69,69,69,69	0
56	MG	1A	3866	1/1	0.96	0.21	-	42,42,42,42	0
56	MG	1A	3627	1/1	0.96	0.19	-	41,41,41,41	0
56	MG	1A	3542	1/1	0.96	0.38	-	63,63,63,63	0
56	MG	1T	204	1/1	0.94	0.10	-	50,50,50,50	0
56	MG	1a	1794	1/1	0.93	0.11	-	56,56,56,56	0
56	MG	1a	1895	1/1	0.93	0.35	-	59,59,59,59	0
56	MG	1A	3133	1/1	0.90	0.38	-	48,48,48,48	0
56	MG	2A	3426	1/1	0.95	0.12	-	46,46,46,46	0
56	MG	2a	3214	1/1	0.88	0.12	-	73,73,73,73	0
56	MG	2A	3541	1/1	0.92	0.22	-	38,38,38,38	0
56	MG	1A	3027	1/1	0.82	0.37	-	47,47,47,47	0
56	MG	2A	3328	1/1	0.90	0.20	-	70,70,70,70	0
56	MG	2Z	301	1/1	0.88	0.08	-	70,70,70,70	0
56	MG	1A	3318	1/1	0.77	0.17	-	65,65,65,65	0
56	MG	2A	3443	1/1	0.85	0.15	-	63,63,63,63	0
56	MG	2A	3305	1/1	0.91	0.14	-	50,50,50,50	0
56	MG	1A	3869	1/1	0.98	0.18	-	40,40,40,40	0
56	MG	1A	3631	1/1	0.98	0.07	-	43,43,43,43	0
56	MG	1A	3448	1/1	0.82	0.19	-	56,56,56,56	0
56	MG	1A	3441	1/1	0.95	0.12	-	49,49,49,49	0
56	MG	2A	3348	1/1	0.87	0.17	-	60,60,60,60	0
56	MG	1B	212	1/1	0.82	0.38	-	59,59,59,59	0
56	MG	1A	3951	1/1	0.97	0.17	-	36,36,36,36	0
56	MG	1A	3946	1/1	0.97	0.18	-	24,24,24,24	0
56	MG	1A	3937	1/1	0.92	0.18	-	52,52,52,52	0
56	MG	1B	214	1/1	0.88	0.23	-	56,56,56,56	0
56	MG	1a	1829	1/1	0.88	0.22	-	45,45,45,45	0
56	MG	2A	3028	1/1	0.84	0.20	-	53,53,53,53	0

Continued on next page...

Continued from previous page...

Mol	Type	Chain	Res	Atoms	RSCC	RSR	LLDF	B-factors(\AA^2)	Q<0.9
56	MG	2A	3150	1/1	0.98	0.16	-	30,30,30,30	0
56	MG	2A	3117	1/1	0.96	0.30	-	46,46,46,46	0
56	MG	1A	3783	1/1	0.96	0.17	-	28,28,28,28	0
56	MG	2a	3153	1/1	0.65	0.17	-	92,92,92,92	0
56	MG	2A	3226	1/1	0.97	0.20	-	42,42,42,42	0
56	MG	1A	3006	1/1	0.93	0.24	-	54,54,54,54	0
56	MG	2a	3207	1/1	0.94	0.08	-	59,59,59,59	0
56	MG	1A	3496	1/1	0.98	0.26	-	42,42,42,42	0
56	MG	1A	3255	1/1	0.87	0.21	-	45,45,45,45	0
56	MG	1A	3841	1/1	0.89	0.08	-	44,44,44,44	0
56	MG	1A	4041	1/1	0.61	0.15	-	57,57,57,57	0
56	MG	1A	3770	1/1	0.85	0.10	-	50,50,50,50	0
56	MG	2A	3066	1/1	0.94	0.21	-	48,48,48,48	0
56	MG	1A	3061	1/1	0.91	0.17	-	51,51,51,51	0
56	MG	1a	1688	1/1	0.95	0.12	-	61,61,61,61	0
56	MG	2A	3444	1/1	0.96	0.10	-	63,63,63,63	0
56	MG	1A	4027	1/1	0.75	0.55	-	62,62,62,62	0
56	MG	1a	1884	1/1	0.92	0.15	-	46,46,46,46	0
56	MG	2A	3438	1/1	0.89	0.24	-	53,53,53,53	0
56	MG	1A	3915	1/1	0.98	0.14	-	52,52,52,52	0
56	MG	2A	3382	1/1	0.97	0.19	-	46,46,46,46	0
56	MG	2A	3094	1/1	0.87	0.22	-	43,43,43,43	0
56	MG	1F	305	1/1	0.97	0.20	-	40,40,40,40	0
56	MG	2A	3194	1/1	0.69	0.25	-	56,56,56,56	0
56	MG	2a	3124	1/1	0.86	0.11	-	62,62,62,62	0
56	MG	1A	3041	1/1	0.91	0.22	-	51,51,51,51	0
56	MG	2l	3004	1/1	0.93	0.10	-	60,60,60,60	0
56	MG	2a	3016	1/1	0.91	0.43	-	65,65,65,65	0
56	MG	1A	3356	1/1	0.86	0.16	-	63,63,63,63	0
56	MG	1A	3578	1/1	0.93	0.14	-	48,48,48,48	0
56	MG	1A	3298	1/1	0.35	0.29	-	81,81,81,81	0
56	MG	2A	3014	1/1	0.91	0.18	-	52,52,52,52	0
56	MG	1A	3541	1/1	0.94	0.14	-	56,56,56,56	0
56	MG	1a	1788	1/1	0.96	0.19	-	51,51,51,51	0
56	MG	1A	3113	1/1	0.99	0.16	-	35,35,35,35	0
56	MG	1A	3620	1/1	0.95	0.10	-	55,55,55,55	0
56	MG	1R	206	1/1	0.96	0.19	-	32,32,32,32	0
56	MG	1A	3276	1/1	0.88	0.15	-	51,51,51,51	0
56	MG	1A	3600	1/1	0.99	0.10	-	56,56,56,56	0
56	MG	1A	3389	1/1	0.95	0.13	-	56,56,56,56	0
56	MG	2A	3424	1/1	0.96	0.11	-	63,63,63,63	0
56	MG	1a	1758	1/1	0.92	0.17	-	67,67,67,67	0

Continued on next page...

Continued from previous page...

Mol	Type	Chain	Res	Atoms	RSCC	RSR	LLDF	B-factors(\AA^2)	Q<0.9
56	MG	2a	3063	1/1	0.96	0.33	-	85,85,85,85	0
56	MG	1a	1898	1/1	0.95	0.16	-	59,59,59,59	0
56	MG	2A	3211	1/1	0.98	0.40	-	33,33,33,33	0
56	MG	1A	3157	1/1	0.95	0.21	-	43,43,43,43	0
56	MG	2a	3241	1/1	0.91	0.23	-	73,73,73,73	0
56	MG	2A	3545	1/1	0.97	0.25	-	53,53,53,53	0
56	MG	1A	3366	1/1	0.81	0.16	-	42,42,42,42	0
56	MG	1A	3291	1/1	0.97	0.38	-	41,41,41,41	0
56	MG	2A	3013	1/1	0.89	0.13	-	60,60,60,60	0
56	MG	1A	3024	1/1	0.84	0.38	-	56,56,56,56	0
56	MG	1a	1742	1/1	0.83	0.21	-	68,68,68,68	0
56	MG	1a	1868	1/1	0.97	0.17	-	44,44,44,44	0
56	MG	1B	222	1/1	0.96	0.09	-	59,59,59,59	0
56	MG	1A	3701	1/1	0.92	0.15	-	29,29,29,29	0
56	MG	2a	3142	1/1	0.90	0.47	-	80,80,80,80	0
56	MG	2A	3550	1/1	0.89	0.11	-	39,39,39,39	0
56	MG	2A	3221	1/1	0.96	0.20	-	39,39,39,39	0
56	MG	1P	201	1/1	0.92	0.16	-	49,49,49,49	0
56	MG	1P	202	1/1	0.92	0.26	-	59,59,59,59	0
56	MG	1A	3990	1/1	0.92	0.18	-	17,17,17,17	0
56	MG	1A	3402	1/1	0.83	0.44	-	60,60,60,60	0
56	MG	1A	3539	1/1	0.94	0.11	-	45,45,45,45	0
56	MG	1A	3116	1/1	0.73	0.24	-	52,52,52,52	0
56	MG	1A	3253	1/1	0.94	0.23	-	32,32,32,32	0
56	MG	2A	3410	1/1	0.91	0.13	-	52,52,52,52	0
56	MG	1A	3070	1/1	0.94	0.46	-	48,48,48,48	0
56	MG	1Q	201	1/1	0.95	0.25	-	33,33,33,33	0
56	MG	1A	4011	1/1	0.94	0.18	-	68,68,68,68	0
56	MG	1A	3301	1/1	0.90	0.20	-	64,64,64,64	0
56	MG	1A	3358	1/1	0.90	0.20	-	61,61,61,61	0
56	MG	2a	3074	1/1	0.94	0.35	-	47,47,47,47	0
56	MG	1A	3535	1/1	0.91	0.31	-	59,59,59,59	0
56	MG	2A	3499	1/1	0.90	0.19	-	49,49,49,49	0
56	MG	1A	3198	1/1	0.91	0.18	-	50,50,50,50	0
56	MG	1A	4006	1/1	0.89	0.32	-	35,35,35,35	0
56	MG	2a	3133	1/1	0.76	0.14	-	63,63,63,63	0
56	MG	18	3001	1/1	0.84	0.38	-	50,50,50,50	0
56	MG	2A	3252	1/1	0.80	0.15	-	43,43,43,43	0
56	MG	1A	3647	1/1	0.90	0.18	-	19,19,19,19	0
56	MG	1A	3936	1/1	0.96	0.33	-	33,33,33,33	0
56	MG	1A	3861	1/1	0.96	0.05	-	42,42,42,42	0
56	MG	1A	3415	1/1	0.96	0.11	-	39,39,39,39	0

Continued on next page...

Continued from previous page...

Mol	Type	Chain	Res	Atoms	RSCC	RSR	LLDF	B-factors(\AA^2)	Q<0.9
56	MG	1A	3546	1/1	0.83	0.10	-	66,66,66,66	0
56	MG	2A	3343	1/1	0.92	0.08	-	55,55,55,55	0
56	MG	1A	3844	1/1	0.98	0.12	-	18,18,18,18	0
56	MG	2a	3189	1/1	0.97	0.37	-	76,76,76,76	0
56	MG	2a	3200	1/1	0.93	0.16	-	71,71,71,71	0
56	MG	1A	3240	1/1	0.95	0.17	-	32,32,32,32	0
56	MG	1A	3611	1/1	0.96	0.13	-	35,35,35,35	0
56	MG	2A	3216	1/1	0.94	0.45	-	44,44,44,44	0
56	MG	1a	1798	1/1	0.80	0.29	-	71,71,71,71	0
56	MG	2A	3081	1/1	0.72	0.23	-	54,54,54,54	0
56	MG	1A	3667	1/1	0.96	0.21	-	14,14,14,14	0
56	MG	1A	3089	1/1	0.97	0.08	-	52,52,52,52	0
56	MG	1A	3338	1/1	0.98	0.07	-	52,52,52,52	0
56	MG	2A	3019	1/1	0.92	0.16	-	48,48,48,48	0
56	MG	1a	1827	1/1	0.84	0.28	-	68,68,68,68	0
56	MG	2A	3380	1/1	0.75	0.12	-	59,59,59,59	0
56	MG	1x	105	1/1	0.95	0.11	-	64,64,64,64	0
56	MG	2A	3084	1/1	0.93	0.19	-	26,26,26,26	0
56	MG	2Q	3004	1/1	0.94	0.28	-	41,41,41,41	0
56	MG	1A	3161	1/1	0.91	0.36	-	47,47,47,47	0
56	MG	1A	3412	1/1	0.98	0.16	-	42,42,42,42	0
56	MG	1A	3124	1/1	0.91	0.26	-	36,36,36,36	0
56	MG	1A	3650	1/1	0.93	0.12	-	28,28,28,28	0
56	MG	1a	1872	1/1	0.93	0.13	-	57,57,57,57	0
56	MG	2A	3165	1/1	0.96	0.23	-	42,42,42,42	0
56	MG	1f	3001	1/1	0.87	0.17	-	57,57,57,57	0
56	MG	1A	3394	1/1	0.93	0.15	-	42,42,42,42	0
56	MG	1z	8001	1/1	0.95	0.14	-	56,56,56,56	0
56	MG	1A	3810	1/1	0.95	0.17	-	30,30,30,30	0
56	MG	1A	3618	1/1	0.93	0.09	-	68,68,68,68	0
56	MG	1A	4019	1/1	0.92	0.22	-	39,39,39,39	0
56	MG	1A	3745	1/1	0.95	0.09	-	57,57,57,57	0
56	MG	1A	3773	1/1	0.96	0.31	-	48,48,48,48	0
56	MG	1A	3074	1/1	0.83	0.34	-	63,63,63,63	0
56	MG	1A	3275	1/1	0.96	0.29	-	41,41,41,41	0
56	MG	1a	1850	1/1	0.96	0.23	-	44,44,44,44	0
56	MG	1A	3249	1/1	0.94	0.10	-	20,20,20,20	0
56	MG	1A	3004	1/1	0.90	0.28	-	54,54,54,54	0
56	MG	2A	3158	1/1	0.96	0.12	-	39,39,39,39	0
56	MG	1a	1659	1/1	0.91	0.26	-	52,52,52,52	0
56	MG	2A	3116	1/1	0.81	0.16	-	54,54,54,54	0
56	MG	1a	1836	1/1	0.91	0.13	-	51,51,51,51	0

Continued on next page...

Continued from previous page...

Mol	Type	Chain	Res	Atoms	RSCC	RSR	LLDF	B-factors(\AA^2)	Q<0.9
56	MG	1A	3339	1/1	0.95	0.12	-	56,56,56,56	0
56	MG	2a	3231	1/1	0.97	0.23	-	59,59,59,59	0
56	MG	1A	4075	1/1	0.91	0.29	-	61,61,61,61	0
56	MG	2A	3142	1/1	0.87	0.21	-	56,56,56,56	0
56	MG	1A	3919	1/1	0.94	0.10	-	51,51,51,51	0
56	MG	1a	1614	1/1	0.94	0.10	-	66,66,66,66	0
56	MG	1A	4083	1/1	0.83	0.24	-	65,65,65,65	0
56	MG	1a	1694	1/1	0.91	0.09	-	51,51,51,51	0
56	MG	2A	3415	1/1	0.98	0.20	-	57,57,57,57	0
56	MG	19	102	1/1	0.92	0.23	-	50,50,50,50	0
56	MG	2A	3035	1/1	0.79	0.13	-	54,54,54,54	0
56	MG	2A	3169	1/1	0.92	0.14	-	37,37,37,37	0
56	MG	1A	3944	1/1	0.95	0.38	-	39,39,39,39	0
56	MG	1A	3398	1/1	0.90	0.18	-	46,46,46,46	0
56	MG	1U	201	1/1	0.98	0.11	-	26,26,26,26	0
56	MG	1A	3021	1/1	0.96	0.25	-	56,56,56,56	0
56	MG	1E	307	1/1	0.92	0.33	-	57,57,57,57	0
56	MG	1P	204	1/1	0.84	0.16	-	61,61,61,61	0
56	MG	1A	3958	1/1	0.97	0.17	-	40,40,40,40	0
56	MG	1a	1721	1/1	0.96	0.07	-	45,45,45,45	0
56	MG	1A	3307	1/1	0.93	0.29	-	63,63,63,63	0
56	MG	1A	3652	1/1	0.97	0.22	-	24,24,24,24	0
56	MG	1e	202	1/1	0.92	0.09	-	65,65,65,65	0
56	MG	2A	3544	1/1	0.93	0.16	-	48,48,48,48	0
56	MG	1u	8001	1/1	0.91	0.16	-	53,53,53,53	0
56	MG	2A	3072	1/1	0.91	0.24	-	29,29,29,29	0
56	MG	2a	3013	1/1	0.92	0.07	-	50,50,50,50	0
56	MG	2l	3003	1/1	0.93	0.10	-	57,57,57,57	0
56	MG	1A	3500	1/1	0.87	0.24	-	53,53,53,53	0
56	MG	1a	1893	1/1	0.94	0.37	-	69,69,69,69	0
56	MG	1a	1730	1/1	0.90	0.27	-	44,44,44,44	0
56	MG	1l	201	1/1	0.97	0.11	-	35,35,35,35	0
56	MG	1A	3347	1/1	0.95	0.19	-	56,56,56,56	0
56	MG	1A	3529	1/1	0.88	0.19	-	61,61,61,61	0
56	MG	1A	3465	1/1	0.90	0.11	-	59,59,59,59	0
56	MG	1A	4065	1/1	0.96	0.17	-	33,33,33,33	0
56	MG	2a	3171	1/1	0.93	0.29	-	46,46,46,46	0
56	MG	2A	3260	1/1	0.98	0.29	-	39,39,39,39	0
56	MG	1A	3781	1/1	0.96	0.09	-	24,24,24,24	0
56	MG	1A	3864	1/1	0.95	0.14	-	38,38,38,38	0
56	MG	1A	3846	1/1	0.98	0.08	-	66,66,66,66	0
56	MG	1a	1834	1/1	0.88	0.16	-	57,57,57,57	0

Continued on next page...

Continued from previous page...

Mol	Type	Chain	Res	Atoms	RSCC	RSR	LLDF	B-factors(\AA^2)	Q<0.9
56	MG	2A	3232	1/1	0.97	0.15	-	47,47,47,47	0
56	MG	1A	3423	1/1	0.94	0.14	-	42,42,42,42	0
56	MG	1O	3001	1/1	0.89	0.25	-	39,39,39,39	0
56	MG	16	104	1/1	0.89	0.22	-	53,53,53,53	0
56	MG	1W	3005	1/1	0.98	0.22	-	42,42,42,42	0
56	MG	2A	3526	1/1	0.94	0.09	-	50,50,50,50	0
56	MG	2A	3535	1/1	0.94	0.06	-	52,52,52,52	0
56	MG	2A	3234	1/1	0.94	0.11	-	65,65,65,65	0
56	MG	1a	1635	1/1	0.98	0.26	-	56,56,56,56	0
56	MG	1a	1609	1/1	0.96	0.22	-	58,58,58,58	0
56	MG	1A	3890	1/1	0.92	0.18	-	31,31,31,31	0
56	MG	2a	3092	1/1	0.87	0.21	-	62,62,62,62	0
56	MG	1A	3902	1/1	0.95	0.15	-	42,42,42,42	0
56	MG	2a	3094	1/1	0.85	0.31	-	55,55,55,55	0
56	MG	1a	1786	1/1	0.77	0.19	-	49,49,49,49	0
56	MG	1A	3447	1/1	0.87	0.11	-	54,54,54,54	0
56	MG	1a	1703	1/1	0.90	0.19	-	52,52,52,52	0
56	MG	1A	3984	1/1	0.97	0.41	-	32,32,32,32	0
56	MG	1A	4040	1/1	0.95	0.15	-	32,32,32,32	0
56	MG	2A	3123	1/1	0.90	0.25	-	57,57,57,57	0
56	MG	1A	3894	1/1	0.97	0.15	-	50,50,50,50	0
56	MG	1a	1650	1/1	0.92	0.22	-	49,49,49,49	0
56	MG	1x	108	1/1	0.83	0.23	-	49,49,49,49	0
56	MG	2a	3099	1/1	0.94	0.30	-	41,41,41,41	0
56	MG	1A	3396	1/1	0.89	0.10	-	55,55,55,55	0
56	MG	1A	3765	1/1	0.92	0.13	-	45,45,45,45	0
56	MG	1A	3387	1/1	0.84	0.18	-	54,54,54,54	0
56	MG	1a	1891	1/1	0.89	0.19	-	51,51,51,51	0
56	MG	2A	3367	1/1	0.97	0.24	-	54,54,54,54	0
56	MG	2A	3485	1/1	0.91	0.11	-	56,56,56,56	0
56	MG	1a	1847	1/1	0.97	0.20	-	53,53,53,53	0
56	MG	1A	3532	1/1	0.89	0.19	-	62,62,62,62	0
56	MG	1E	312	1/1	0.95	0.17	-	44,44,44,44	0
56	MG	1a	1685	1/1	0.86	0.72	-	55,55,55,55	0
56	MG	2A	3335	1/1	0.93	0.20	-	35,35,35,35	0
56	MG	2A	3409	1/1	0.92	0.10	-	64,64,64,64	0
56	MG	2A	3039	1/1	0.98	0.17	-	38,38,38,38	0
56	MG	1A	3813	1/1	0.97	0.14	-	48,48,48,48	0
56	MG	1F	306	1/1	0.88	0.36	-	59,59,59,59	0
56	MG	2A	3484	1/1	0.96	0.29	-	47,47,47,47	0
56	MG	1B	229	1/1	0.94	0.12	-	36,36,36,36	0
56	MG	1A	3836	1/1	0.93	0.13	-	25,25,25,25	0

Continued on next page...

Continued from previous page...

Mol	Type	Chain	Res	Atoms	RSCC	RSR	LLDF	B-factors(\AA^2)	Q<0.9
56	MG	2a	3019	1/1	0.85	0.31	-	72,72,72,72	0
56	MG	23	101	1/1	0.85	0.26	-	50,50,50,50	0
56	MG	2a	3168	1/1	0.92	0.34	-	67,67,67,67	0
56	MG	1A	3740	1/1	0.95	0.28	-	68,68,68,68	0
56	MG	1A	3350	1/1	0.89	0.38	-	60,60,60,60	0
56	MG	1A	3526	1/1	0.90	0.21	-	47,47,47,47	0
56	MG	1A	3088	1/1	0.99	0.13	-	53,53,53,53	0
56	MG	1A	3886	1/1	0.93	0.09	-	42,42,42,42	0
56	MG	2a	3130	1/1	0.78	0.26	-	50,50,50,50	0
56	MG	2a	3247	1/1	0.94	0.30	-	50,50,50,50	0
56	MG	1d	503	1/1	0.93	0.19	-	77,77,77,77	0
56	MG	1A	3555	1/1	0.93	0.14	-	61,61,61,61	0
56	MG	1A	3788	1/1	0.92	0.23	-	30,30,30,30	0
56	MG	1A	3850	1/1	0.91	0.13	-	47,47,47,47	0
56	MG	2A	3340	1/1	0.82	0.29	-	52,52,52,52	0
56	MG	1A	3292	1/1	0.97	0.23	-	62,62,62,62	0
56	MG	2A	3164	1/1	0.91	0.44	-	51,51,51,51	0
56	MG	1A	3081	1/1	0.92	0.15	-	40,40,40,40	0
56	MG	1A	3717	1/1	0.96	0.25	-	55,55,55,55	0
56	MG	1A	3934	1/1	0.94	0.17	-	35,35,35,35	0
56	MG	1A	3731	1/1	0.97	0.11	-	45,45,45,45	0
56	MG	2a	3238	1/1	0.97	0.09	-	57,57,57,57	0
56	MG	1a	1877	1/1	0.91	0.25	-	52,52,52,52	0
56	MG	1A	3045	1/1	0.93	0.18	-	39,39,39,39	0
56	MG	2a	3122	1/1	0.65	0.39	-	71,71,71,71	0
56	MG	1a	1759	1/1	0.93	0.60	-	66,66,66,66	0
56	MG	2a	3197	1/1	0.87	0.13	-	78,78,78,78	0
56	MG	1a	1700	1/1	0.81	0.28	-	60,60,60,60	0
56	MG	1A	3540	1/1	0.83	0.47	-	48,48,48,48	0
56	MG	2A	3356	1/1	0.93	0.14	-	38,38,38,38	0
56	MG	1A	3855	1/1	0.93	0.14	-	48,48,48,48	0
56	MG	2A	3330	1/1	0.96	0.18	-	40,40,40,40	0
56	MG	1O	3003	1/1	0.92	0.12	-	60,60,60,60	0
56	MG	2a	3097	1/1	0.94	0.29	-	55,55,55,55	0
56	MG	1A	3574	1/1	0.97	0.17	-	37,37,37,37	0
56	MG	1a	1697	1/1	0.87	0.11	-	56,56,56,56	0
56	MG	1A	3867	1/1	0.93	0.23	-	60,60,60,60	0
56	MG	1A	3892	1/1	0.92	0.11	-	46,46,46,46	0
56	MG	1B	227	1/1	0.86	0.30	-	69,69,69,69	0
56	MG	1A	3367	1/1	0.89	0.12	-	48,48,48,48	0
56	MG	1a	1764	1/1	0.85	0.16	-	59,59,59,59	0
56	MG	2D	304	1/1	0.97	0.14	-	36,36,36,36	0

Continued on next page...

Continued from previous page...

Mol	Type	Chain	Res	Atoms	RSCC	RSR	LLDF	B-factors(\AA^2)	Q<0.9
56	MG	1a	1762	1/1	0.91	0.25	-	71,71,71,71	0
56	MG	2A	3487	1/1	0.94	0.10	-	40,40,40,40	0
56	MG	1x	109	1/1	0.87	0.11	-	66,66,66,66	0
56	MG	1B	213	1/1	0.92	0.09	-	50,50,50,50	0
56	MG	1B	204	1/1	0.97	0.10	-	49,49,49,49	0
56	MG	1A	4063	1/1	0.89	0.18	-	47,47,47,47	0
56	MG	2A	3233	1/1	0.75	0.11	-	52,52,52,52	0
56	MG	1A	3440	1/1	0.95	0.16	-	39,39,39,39	0
56	MG	1a	1640	1/1	0.83	0.22	-	78,78,78,78	0
56	MG	2A	3219	1/1	0.91	0.22	-	56,56,56,56	0
56	MG	1a	1636	1/1	0.82	0.72	-	53,53,53,53	0
56	MG	1A	3925	1/1	0.91	0.25	-	56,56,56,56	0
56	MG	2l	3001	1/1	0.92	0.44	-	65,65,65,65	0
56	MG	1A	3877	1/1	0.96	0.15	-	39,39,39,39	0
56	MG	1A	3669	1/1	0.97	0.11	-	17,17,17,17	0
56	MG	1a	1755	1/1	0.85	0.22	-	57,57,57,57	0
56	MG	2A	3201	1/1	0.99	0.21	-	47,47,47,47	0
56	MG	1R	202	1/1	0.93	0.52	-	55,55,55,55	0
56	MG	2a	3058	1/1	0.82	0.29	-	66,66,66,66	0
56	MG	2A	3191	1/1	0.95	0.16	-	37,37,37,37	0
56	MG	1a	1753	1/1	0.92	0.22	-	48,48,48,48	0
56	MG	1A	3349	1/1	0.93	0.19	-	35,35,35,35	0
56	MG	1A	3189	1/1	0.98	0.21	-	34,34,34,34	0
56	MG	1A	3636	1/1	0.92	0.16	-	49,49,49,49	0
56	MG	1B	208	1/1	0.85	0.27	-	63,63,63,63	0
56	MG	2a	3173	1/1	0.82	0.13	-	43,43,43,43	0
56	MG	1B	218	1/1	0.97	0.16	-	34,34,34,34	0
56	MG	2A	3394	1/1	0.98	0.09	-	54,54,54,54	0
56	MG	2a	3065	1/1	0.92	0.21	-	93,93,93,93	0
56	MG	1a	1781	1/1	0.87	0.12	-	75,75,75,75	0
56	MG	2a	3137	1/1	0.82	0.17	-	62,62,62,62	0
56	MG	1a	1633	1/1	0.98	0.20	-	77,77,77,77	0
56	MG	1A	3797	1/1	0.94	0.09	-	28,28,28,28	0
56	MG	2A	3422	1/1	0.91	0.13	-	73,73,73,73	0
56	MG	1A	3605	1/1	0.86	0.19	-	31,31,31,31	0
56	MG	1A	3508	1/1	0.90	0.23	-	68,68,68,68	0
56	MG	2A	3281	1/1	0.91	0.12	-	45,45,45,45	0
56	MG	1A	3633	1/1	0.95	0.17	-	50,50,50,50	0
56	MG	2a	3195	1/1	0.94	0.17	-	48,48,48,48	0
56	MG	1A	3128	1/1	0.85	0.22	-	50,50,50,50	0
56	MG	2a	3165	1/1	0.89	0.49	-	74,74,74,74	0
56	MG	2a	3075	1/1	0.93	0.11	-	59,59,59,59	0

Continued on next page...

Continued from previous page...

Mol	Type	Chain	Res	Atoms	RSCC	RSR	LLDF	B-factors(\AA^2)	Q<0.9
56	MG	1A	3442	1/1	0.96	0.09	-	39,39,39,39	0
56	MG	1A	3860	1/1	0.91	0.20	-	38,38,38,38	0
56	MG	1H	3004	1/1	0.85	0.24	-	66,66,66,66	0
56	MG	1A	3439	1/1	0.84	0.17	-	50,50,50,50	0
56	MG	2A	3240	1/1	0.91	0.18	-	34,34,34,34	0
56	MG	1A	3073	1/1	0.95	0.15	-	46,46,46,46	0
56	MG	1A	3220	1/1	0.91	0.51	-	41,41,41,41	0
56	MG	1A	3481	1/1	0.90	0.37	-	46,46,46,46	0
56	MG	2a	3072	1/1	0.81	0.21	-	65,65,65,65	0
56	MG	1A	3918	1/1	0.96	0.12	-	61,61,61,61	0
56	MG	1A	3809	1/1	0.96	0.17	-	33,33,33,33	0
56	MG	2a	3234	1/1	0.89	0.29	-	82,82,82,82	0
56	MG	1A	3047	1/1	0.90	0.29	-	54,54,54,54	0
56	MG	1A	3341	1/1	0.95	0.11	-	53,53,53,53	0
56	MG	1A	3373	1/1	0.88	0.18	-	44,44,44,44	0
56	MG	2A	3189	1/1	0.93	0.12	-	52,52,52,52	0
56	MG	25	502	1/1	0.91	0.53	-	54,54,54,54	0
56	MG	2A	3342	1/1	0.87	0.23	-	61,61,61,61	0
56	MG	2A	3549	1/1	0.90	0.17	-	49,49,49,49	0
56	MG	2a	3087	1/1	0.88	0.21	-	57,57,57,57	0
56	MG	2A	3229	1/1	0.94	0.21	-	59,59,59,59	0
56	MG	1A	3395	1/1	0.85	0.16	-	46,46,46,46	0
56	MG	2a	3009	1/1	0.90	0.07	-	84,84,84,84	0
56	MG	1A	3938	1/1	0.92	0.11	-	45,45,45,45	0
56	MG	1a	1728	1/1	0.94	0.15	-	46,46,46,46	0
56	MG	2A	3109	1/1	0.95	0.26	-	54,54,54,54	0
56	MG	1A	4035	1/1	0.86	0.18	-	46,46,46,46	0
56	MG	2A	3115	1/1	0.95	0.16	-	41,41,41,41	0
56	MG	2a	3240	1/1	0.98	0.35	-	66,66,66,66	0
56	MG	2A	3534	1/1	0.99	0.16	-	39,39,39,39	0
56	MG	1A	3584	1/1	0.89	0.11	-	39,39,39,39	0
56	MG	2a	3004	1/1	0.86	0.45	-	61,61,61,61	0
56	MG	2A	3247	1/1	0.92	0.12	-	59,59,59,59	0
56	MG	1A	3517	1/1	0.35	0.30	-	69,69,69,69	0
56	MG	1A	3248	1/1	0.80	0.13	-	47,47,47,47	0
56	MG	2a	3211	1/1	0.91	0.35	-	55,55,55,55	0
56	MG	1A	3737	1/1	0.96	0.19	-	18,18,18,18	0
56	MG	1A	3464	1/1	0.90	0.17	-	57,57,57,57	0
56	MG	1a	1870	1/1	0.94	0.17	-	75,75,75,75	0
56	MG	1A	3259	1/1	0.94	0.10	-	53,53,53,53	0
56	MG	1A	3090	1/1	0.85	0.23	-	47,47,47,47	0
56	MG	2F	302	1/1	0.92	0.24	-	48,48,48,48	0

Continued on next page...

Continued from previous page...

Mol	Type	Chain	Res	Atoms	RSCC	RSR	LLDF	B-factors(\AA^2)	Q<0.9
56	MG	2B	206	1/1	0.90	0.21	-	37,37,37,37	0
56	MG	2A	3506	1/1	0.93	0.10	-	51,51,51,51	0
56	MG	2A	3336	1/1	0.97	0.07	-	74,74,74,74	0
56	MG	1A	4084	1/1	0.97	0.44	-	32,32,32,32	0
56	MG	1A	3226	1/1	0.98	0.22	-	23,23,23,23	0
56	MG	1o	101	1/1	0.87	0.31	-	81,81,81,81	0
56	MG	1A	3735	1/1	0.96	0.14	-	63,63,63,63	0
56	MG	2A	3360	1/1	0.98	0.25	-	43,43,43,43	0
56	MG	1A	4037	1/1	0.93	0.18	-	75,75,75,75	0
56	MG	2A	3482	1/1	0.98	0.13	-	52,52,52,52	0
56	MG	1A	3834	1/1	0.93	0.30	-	63,63,63,63	0
56	MG	2A	3182	1/1	0.87	0.21	-	36,36,36,36	0
56	MG	1A	4009	1/1	0.94	0.17	-	47,47,47,47	0
56	MG	1a	1612	1/1	0.96	0.09	-	57,57,57,57	0
56	MG	1a	1692	1/1	0.88	0.21	-	64,64,64,64	0
56	MG	1A	3974	1/1	0.83	0.45	-	59,59,59,59	0
56	MG	1A	3260	1/1	0.97	0.25	-	31,31,31,31	0
56	MG	2a	3049	1/1	0.75	0.24	-	79,79,79,79	0
56	MG	1A	3613	1/1	0.96	0.18	-	41,41,41,41	0
56	MG	1A	3163	1/1	0.96	0.10	-	32,32,32,32	0
56	MG	2A	3230	1/1	0.62	0.30	-	47,47,47,47	0
56	MG	1A	3322	1/1	0.86	0.32	-	53,53,53,53	0
56	MG	2a	3034	1/1	0.96	0.13	-	43,43,43,43	0
56	MG	2A	3095	1/1	0.98	0.26	-	46,46,46,46	0
56	MG	1A	3863	1/1	0.96	0.19	-	38,38,38,38	0
56	MG	1A	3626	1/1	0.97	0.18	-	45,45,45,45	0
56	MG	2A	3359	1/1	0.89	0.15	-	57,57,57,57	0
56	MG	2a	3042	1/1	0.86	0.20	-	72,72,72,72	0
56	MG	1a	1892	1/1	0.96	0.18	-	58,58,58,58	0
56	MG	1A	3908	1/1	0.89	0.16	-	51,51,51,51	0
56	MG	1A	3330	1/1	0.93	0.27	-	39,39,39,39	0
56	MG	1a	1699	1/1	0.75	0.20	-	58,58,58,58	0
56	MG	2a	3079	1/1	0.92	0.09	-	52,52,52,52	0
56	MG	2A	3026	1/1	0.96	0.41	-	49,49,49,49	0
56	MG	2a	3029	1/1	0.98	0.14	-	66,66,66,66	0
56	MG	1A	3232	1/1	0.97	0.12	-	44,44,44,44	0
56	MG	1a	1774	1/1	0.94	0.20	-	62,62,62,62	0
56	MG	1A	3446	1/1	0.85	0.18	-	58,58,58,58	0
56	MG	2a	3031	1/1	0.62	0.23	-	88,88,88,88	0
56	MG	2A	3310	1/1	0.96	0.05	-	55,55,55,55	0
56	MG	1A	3609	1/1	0.98	0.13	-	38,38,38,38	0
56	MG	1A	3518	1/1	0.97	0.13	-	51,51,51,51	0

Continued on next page...

Continued from previous page...

Mol	Type	Chain	Res	Atoms	RSCC	RSR	LLDF	B-factors(\AA^2)	Q<0.9
56	MG	1A	3080	1/1	0.94	0.07	-	53,53,53,53	0
56	MG	2A	3296	1/1	0.94	0.29	-	57,57,57,57	0
56	MG	2A	3451	1/1	0.82	0.07	-	59,59,59,59	0
56	MG	1A	4026	1/1	0.88	0.43	-	63,63,63,63	0
56	MG	1A	3482	1/1	0.98	0.14	-	12,12,12,12	0
56	MG	2a	3069	1/1	0.92	0.18	-	65,65,65,65	0
56	MG	2A	3101	1/1	0.95	0.07	-	56,56,56,56	0
56	MG	2A	3374	1/1	0.93	0.10	-	58,58,58,58	0
56	MG	1A	3479	1/1	0.88	0.22	-	59,59,59,59	0
56	MG	1A	3805	1/1	0.94	0.16	-	49,49,49,49	0
56	MG	1A	3654	1/1	0.95	0.12	-	44,44,44,44	0
56	MG	1E	311	1/1	0.99	0.12	-	40,40,40,40	0
56	MG	1a	1707	1/1	0.98	0.10	-	31,31,31,31	0
56	MG	1A	3238	1/1	0.86	0.38	-	52,52,52,52	0
56	MG	2F	303	1/1	0.93	0.10	-	52,52,52,52	0
56	MG	1A	3732	1/1	0.99	0.12	-	26,26,26,26	0
56	MG	1A	3947	1/1	0.95	0.12	-	42,42,42,42	0
56	MG	2A	3423	1/1	0.96	0.08	-	53,53,53,53	0
56	MG	1A	3842	1/1	0.98	0.07	-	54,54,54,54	0
56	MG	1D	303	1/1	0.94	0.18	-	38,38,38,38	0
56	MG	2a	3159	1/1	0.87	0.22	-	58,58,58,58	0
56	MG	1A	3093	1/1	0.84	0.19	-	48,48,48,48	0
56	MG	1A	3105	1/1	0.94	0.35	-	47,47,47,47	0
56	MG	2A	3031	1/1	0.93	0.18	-	47,47,47,47	0
56	MG	2a	3248	1/1	0.94	0.20	-	56,56,56,56	0
56	MG	2A	3148	1/1	0.95	0.19	-	38,38,38,38	0
56	MG	1A	3036	1/1	0.96	0.24	-	40,40,40,40	0
56	MG	1A	3763	1/1	0.94	0.15	-	42,42,42,42	0
56	MG	2A	3297	1/1	0.97	0.09	-	40,40,40,40	0
56	MG	1a	1886	1/1	0.92	0.09	-	56,56,56,56	0
56	MG	2A	3267	1/1	0.97	0.35	-	38,38,38,38	0
56	MG	2A	3304	1/1	0.94	0.10	-	66,66,66,66	0
56	MG	1A	3670	1/1	0.90	0.26	-	37,37,37,37	0
56	MG	2A	3391	1/1	0.91	0.28	-	52,52,52,52	0
56	MG	1A	3062	1/1	0.97	0.19	-	56,56,56,56	0
56	MG	1A	3490	1/1	0.90	0.09	-	57,57,57,57	0
56	MG	1A	3676	1/1	0.96	0.14	-	40,40,40,40	0
56	MG	2a	3055	1/1	0.83	0.21	-	81,81,81,81	0
56	MG	1A	3345	1/1	0.90	0.22	-	63,63,63,63	0
56	MG	1A	3997	1/1	0.95	0.18	-	32,32,32,32	0
56	MG	2a	3228	1/1	0.94	0.26	-	58,58,58,58	0
56	MG	1A	4056	1/1	0.98	0.12	-	29,29,29,29	0

Continued on next page...

Continued from previous page...

Mol	Type	Chain	Res	Atoms	RSCC	RSR	LLDF	B-factors(\AA^2)	Q<0.9
56	MG	1a	1785	1/1	0.96	0.13	-	60,60,60,60	0
56	MG	1A	3691	1/1	0.97	0.14	-	54,54,54,54	0
56	MG	1A	3351	1/1	0.88	0.14	-	46,46,46,46	0
56	MG	1A	3223	1/1	0.96	0.19	-	29,29,29,29	0
56	MG	2a	3080	1/1	0.96	0.27	-	55,55,55,55	0
56	MG	1A	3718	1/1	0.94	0.15	-	36,36,36,36	0
56	MG	2A	3178	1/1	0.90	0.15	-	54,54,54,54	0
56	MG	1A	3960	1/1	0.98	0.15	-	28,28,28,28	0
56	MG	2A	3322	1/1	0.96	0.15	-	49,49,49,49	0
56	MG	2A	3504	1/1	0.87	0.20	-	42,42,42,42	0
56	MG	1A	3804	1/1	0.79	0.11	-	66,66,66,66	0
56	MG	1A	3683	1/1	0.88	0.08	-	42,42,42,42	0
56	MG	1A	3082	1/1	0.99	0.06	-	33,33,33,33	0
56	MG	2A	3468	1/1	0.96	0.13	-	47,47,47,47	0
56	MG	2A	3329	1/1	0.97	0.23	-	55,55,55,55	0
56	MG	2a	3143	1/1	0.98	0.06	-	42,42,42,42	0
56	MG	2x	101	1/1	0.88	0.08	-	72,72,72,72	0
56	MG	1A	3480	1/1	0.96	0.17	-	54,54,54,54	0
56	MG	2A	3093	1/1	0.55	0.55	-	57,57,57,57	0
56	MG	2a	3224	1/1	0.91	0.12	-	60,60,60,60	0
56	MG	2A	3099	1/1	0.90	0.08	-	61,61,61,61	0
56	MG	2a	3010	1/1	0.91	0.21	-	44,44,44,44	0
56	MG	1A	3426	1/1	0.83	0.14	-	54,54,54,54	0
56	MG	1A	3216	1/1	0.93	0.28	-	39,39,39,39	0
56	MG	2A	3003	1/1	0.93	0.13	-	43,43,43,43	0
56	MG	2a	3216	1/1	0.96	0.10	-	55,55,55,55	0
56	MG	1a	1790	1/1	0.98	0.15	-	62,62,62,62	0
56	MG	2a	3242	1/1	0.85	0.09	-	73,73,73,73	0
56	MG	2A	3434	1/1	0.97	0.18	-	42,42,42,42	0
56	MG	1Q	202	1/1	0.97	0.28	-	32,32,32,32	0
56	MG	1A	3964	1/1	0.97	0.08	-	50,50,50,50	0
56	MG	2A	3057	1/1	0.90	0.20	-	52,52,52,52	0
56	MG	1A	3068	1/1	0.95	0.25	-	45,45,45,45	0
56	MG	1a	1837	1/1	0.90	0.15	-	48,48,48,48	0
56	MG	1A	3078	1/1	0.98	0.10	-	61,61,61,61	0
56	MG	2A	3497	1/1	0.94	0.16	-	46,46,46,46	0
56	MG	1l	202	1/1	0.92	0.09	-	58,58,58,58	0
56	MG	1A	3911	1/1	0.93	0.18	-	30,30,30,30	0
56	MG	1A	3084	1/1	0.83	0.28	-	53,53,53,53	0
56	MG	1A	3393	1/1	0.86	0.16	-	42,42,42,42	0
56	MG	1B	226	1/1	0.94	0.16	-	71,71,71,71	0
56	MG	2A	3155	1/1	0.98	0.17	-	37,37,37,37	0

Continued on next page...

Continued from previous page...

Mol	Type	Chain	Res	Atoms	RSCC	RSR	LLDF	B-factors(\AA^2)	Q<0.9
56	MG	2A	3203	1/1	0.97	0.11	-	43,43,43,43	0
56	MG	1A	3086	1/1	0.78	0.40	-	52,52,52,52	0
56	MG	2a	3135	1/1	0.93	0.20	-	73,73,73,73	0
56	MG	1A	3661	1/1	0.93	0.08	-	30,30,30,30	0
56	MG	1A	3050	1/1	0.93	0.17	-	48,48,48,48	0
56	MG	1A	3853	1/1	0.94	0.11	-	35,35,35,35	0
56	MG	2a	3156	1/1	0.95	0.10	-	50,50,50,50	0
56	MG	2A	3025	1/1	0.91	0.37	-	55,55,55,55	0
56	MG	1A	3933	1/1	0.99	0.10	-	46,46,46,46	0
56	MG	1A	3261	1/1	0.79	0.27	-	68,68,68,68	0
56	MG	1A	3174	1/1	0.82	0.13	-	47,47,47,47	0
56	MG	2a	3243	1/1	0.95	0.26	-	74,74,74,74	0
56	MG	1A	3108	1/1	0.98	0.11	-	52,52,52,52	0
56	MG	1A	3929	1/1	0.97	0.12	-	29,29,29,29	0
56	MG	1A	3812	1/1	0.94	0.07	-	48,48,48,48	0
56	MG	2a	3164	1/1	0.78	0.10	-	80,80,80,80	0
56	MG	1A	3900	1/1	0.97	0.23	-	39,39,39,39	0
56	MG	1A	3031	1/1	0.84	0.24	-	60,60,60,60	0
56	MG	1A	3278	1/1	0.88	0.44	-	50,50,50,50	0
56	MG	1A	3698	1/1	0.98	0.04	-	26,26,26,26	0
56	MG	1A	3375	1/1	0.95	0.11	-	44,44,44,44	0
56	MG	1A	3282	1/1	0.93	0.22	-	54,54,54,54	0
56	MG	1T	206	1/1	0.73	0.44	-	76,76,76,76	0
56	MG	2A	3060	1/1	0.97	0.27	-	40,40,40,40	0
56	MG	1A	4062	1/1	0.92	0.27	-	49,49,49,49	0
56	MG	1A	3899	1/1	0.90	0.19	-	77,77,77,77	0
56	MG	2a	3096	1/1	0.97	0.13	-	55,55,55,55	0
56	MG	1A	3949	1/1	0.91	0.23	-	35,35,35,35	0
56	MG	2A	3038	1/1	0.86	0.20	-	45,45,45,45	0
56	MG	1A	3757	1/1	0.95	0.12	-	49,49,49,49	0
56	MG	1A	3185	1/1	0.98	0.08	-	38,38,38,38	0
56	MG	2A	3435	1/1	0.84	0.15	-	46,46,46,46	0
56	MG	1A	3881	1/1	0.96	0.07	-	64,64,64,64	0
56	MG	1A	3710	1/1	0.95	0.09	-	48,48,48,48	0
56	MG	1a	1802	1/1	0.63	0.27	-	68,68,68,68	0
56	MG	1B	219	1/1	0.98	0.25	-	62,62,62,62	0
56	MG	1A	3625	1/1	0.99	0.11	-	31,31,31,31	0
56	MG	1A	3060	1/1	0.93	0.17	-	46,46,46,46	0
56	MG	1A	3887	1/1	0.97	0.21	-	45,45,45,45	0
56	MG	2A	3407	1/1	0.96	0.21	-	46,46,46,46	0
56	MG	1A	3506	1/1	0.96	0.49	-	75,75,75,75	0
56	MG	1A	3692	1/1	0.96	0.19	-	18,18,18,18	0

Continued on next page...

Continued from previous page...

Mol	Type	Chain	Res	Atoms	RSCC	RSR	LLDF	B-factors(\AA^2)	Q<0.9
56	MG	1A	3847	1/1	0.81	0.16	-	55,55,55,55	0
56	MG	1Q	209	1/1	0.93	0.21	-	59,59,59,59	0
56	MG	1A	3641	1/1	0.91	0.12	-	52,52,52,52	0
56	MG	1A	3544	1/1	0.66	0.39	-	61,61,61,61	0
56	MG	1A	3835	1/1	0.89	0.13	-	47,47,47,47	0
56	MG	1a	1613	1/1	0.96	0.10	-	77,77,77,77	0
56	MG	1A	3859	1/1	0.94	0.13	-	52,52,52,52	0
56	MG	1A	3762	1/1	0.92	0.06	-	39,39,39,39	0
56	MG	2a	3120	1/1	0.93	0.18	-	62,62,62,62	0
56	MG	1A	3179	1/1	0.96	0.40	-	22,22,22,22	0
56	MG	1a	1621	1/1	0.90	0.28	-	57,57,57,57	0
56	MG	1a	1740	1/1	0.94	0.20	-	63,63,63,63	0
56	MG	2A	3364	1/1	0.86	0.17	-	44,44,44,44	0
56	MG	1k	201	1/1	0.89	0.19	-	49,49,49,49	0
56	MG	1A	3924	1/1	0.96	0.18	-	52,52,52,52	0
56	MG	1A	3675	1/1	0.96	0.27	-	42,42,42,42	0
56	MG	1A	3422	1/1	0.92	0.14	-	40,40,40,40	0
56	MG	1A	3344	1/1	0.97	0.14	-	42,42,42,42	0
56	MG	2a	3162	1/1	0.86	0.15	-	79,79,79,79	0
56	MG	1a	1808	1/1	0.99	0.14	-	33,33,33,33	0
56	MG	2v	101	1/1	0.93	0.11	-	65,65,65,65	0
56	MG	1A	3711	1/1	0.89	0.14	-	61,61,61,61	0
56	MG	1A	3039	1/1	0.98	0.29	-	71,71,71,71	0
56	MG	2A	3471	1/1	0.93	0.23	-	63,63,63,63	0
56	MG	1A	3564	1/1	0.95	0.25	-	36,36,36,36	0
56	MG	1a	1858	1/1	0.92	0.05	-	56,56,56,56	0
56	MG	2A	3103	1/1	0.94	0.11	-	46,46,46,46	0
56	MG	1A	3147	1/1	0.89	0.23	-	28,28,28,28	0
56	MG	1A	3005	1/1	0.87	0.18	-	57,57,57,57	0
56	MG	1A	3200	1/1	0.92	0.18	-	39,39,39,39	0
56	MG	2a	3223	1/1	0.90	0.17	-	77,77,77,77	0
56	MG	2A	3338	1/1	0.93	0.13	-	46,46,46,46	0
56	MG	2A	3012	1/1	0.87	0.08	-	71,71,71,71	0
56	MG	1A	4025	1/1	0.89	0.31	-	80,80,80,80	0
56	MG	2A	3334	1/1	0.92	0.17	-	53,53,53,53	0
56	MG	1A	3026	1/1	0.86	0.28	-	47,47,47,47	0
56	MG	1A	3728	1/1	0.88	0.32	-	62,62,62,62	0
56	MG	1A	3432	1/1	0.97	0.08	-	53,53,53,53	0
56	MG	1A	3907	1/1	0.85	0.35	-	50,50,50,50	0
56	MG	2a	3179	1/1	0.91	0.06	-	58,58,58,58	0
56	MG	1A	4038	1/1	0.85	0.13	-	54,54,54,54	0
56	MG	1a	1783	1/1	0.86	0.32	-	73,73,73,73	0

Continued on next page...

Continued from previous page...

Mol	Type	Chain	Res	Atoms	RSCC	RSR	LLDF	B-factors(\AA^2)	Q<0.9
56	MG	2a	3002	1/1	0.99	0.15	-	58,58,58,58	0
56	MG	2A	3050	1/1	0.91	0.41	-	55,55,55,55	0
56	MG	1A	3644	1/1	0.81	0.15	-	45,45,45,45	0
56	MG	1A	3790	1/1	0.97	0.20	-	19,19,19,19	0
56	MG	2A	3080	1/1	0.94	0.23	-	59,59,59,59	0
56	MG	1a	1674	1/1	0.96	0.10	-	62,62,62,62	0
56	MG	1A	3468	1/1	0.99	0.05	-	39,39,39,39	0
56	MG	1A	3843	1/1	0.96	0.17	-	53,53,53,53	0
56	MG	1A	3382	1/1	0.91	0.08	-	53,53,53,53	0
56	MG	2A	3143	1/1	0.96	0.03	-	41,41,41,41	0
56	MG	2A	3369	1/1	0.97	0.17	-	56,56,56,56	0
56	MG	1A	3705	1/1	0.95	0.11	-	59,59,59,59	0
56	MG	1a	1800	1/1	0.81	0.14	-	79,79,79,79	0
56	MG	1A	3476	1/1	0.95	0.17	-	56,56,56,56	0
56	MG	1A	3417	1/1	0.82	0.18	-	76,76,76,76	0
56	MG	1A	3712	1/1	0.94	0.24	-	56,56,56,56	0
56	MG	1W	3002	1/1	0.96	0.17	-	35,35,35,35	0
56	MG	1x	107	1/1	0.86	0.08	-	48,48,48,48	0
56	MG	2A	3425	1/1	0.94	0.09	-	48,48,48,48	0
56	MG	2A	3180	1/1	0.98	0.20	-	29,29,29,29	0
56	MG	1A	3823	1/1	0.98	0.22	-	17,17,17,17	0
56	MG	1T	202	1/1	0.77	0.27	-	51,51,51,51	0
56	MG	1A	3304	1/1	0.92	0.23	-	45,45,45,45	0
56	MG	1o	102	1/1	0.93	0.16	-	72,72,72,72	0
56	MG	1a	1648	1/1	0.99	0.06	-	48,48,48,48	0
56	MG	1A	3104	1/1	0.87	0.25	-	52,52,52,52	0
56	MG	1A	3825	1/1	0.90	0.32	-	45,45,45,45	0
56	MG	1A	3193	1/1	0.84	0.14	-	53,53,53,53	0
56	MG	1r	3002	1/1	0.84	0.13	-	70,70,70,70	0
56	MG	2A	3134	1/1	0.97	0.10	-	44,44,44,44	0
56	MG	2A	3379	1/1	0.98	0.15	-	35,35,35,35	0
56	MG	2A	3525	1/1	0.94	0.39	-	36,36,36,36	0
56	MG	1A	3590	1/1	0.94	0.18	-	51,51,51,51	0
56	MG	1A	3098	1/1	0.95	0.18	-	40,40,40,40	0
56	MG	1A	3509	1/1	0.85	0.29	-	68,68,68,68	0
56	MG	2a	3093	1/1	0.90	0.33	-	66,66,66,66	0
56	MG	1A	3425	1/1	0.89	0.13	-	50,50,50,50	0
56	MG	1A	3197	1/1	0.93	0.12	-	23,23,23,23	0
56	MG	1A	3252	1/1	0.91	0.18	-	56,56,56,56	0
56	MG	1A	3716	1/1	0.93	0.14	-	38,38,38,38	0
56	MG	1A	3651	1/1	0.94	0.15	-	14,14,14,14	0
56	MG	1A	3007	1/1	0.78	0.63	-	73,73,73,73	0

Continued on next page...

Continued from previous page...

Mol	Type	Chain	Res	Atoms	RSCC	RSR	LLDF	B-factors(\AA^2)	Q<0.9
56	MG	1A	3310	1/1	0.95	0.14	-	52,52,52,52	0
56	MG	2f	201	1/1	0.93	0.19	-	48,48,48,48	0
56	MG	1A	4042	1/1	0.92	0.33	-	44,44,44,44	0
56	MG	1a	1793	1/1	0.92	0.16	-	83,83,83,83	0
56	MG	1a	1761	1/1	0.87	0.20	-	65,65,65,65	0
56	MG	1a	1720	1/1	0.86	0.29	-	45,45,45,45	0
56	MG	1a	1652	1/1	0.95	0.20	-	60,60,60,60	0
56	MG	1A	3370	1/1	0.94	0.12	-	49,49,49,49	0
56	MG	1A	3368	1/1	0.91	0.28	-	65,65,65,65	0
56	MG	1a	1833	1/1	0.93	0.29	-	62,62,62,62	0
56	MG	1A	3272	1/1	0.89	0.14	-	58,58,58,58	0
56	MG	1A	3057	1/1	0.91	0.06	-	47,47,47,47	0
56	MG	1A	3614	1/1	0.91	0.28	-	57,57,57,57	0
56	MG	2a	3059	1/1	0.91	0.14	-	69,69,69,69	0
56	MG	1a	1888	1/1	0.91	0.20	-	60,60,60,60	0
56	MG	1A	3250	1/1	0.96	0.14	-	22,22,22,22	0
56	MG	2a	3091	1/1	0.98	0.33	-	46,46,46,46	0
56	MG	2a	3078	1/1	0.96	0.13	-	61,61,61,61	0
56	MG	1A	3320	1/1	0.66	0.52	-	70,70,70,70	0
56	MG	1a	1622	1/1	0.87	0.21	-	49,49,49,49	0
56	MG	2A	3214	1/1	0.88	0.61	-	45,45,45,45	0
56	MG	1Q	205	1/1	0.95	0.15	-	40,40,40,40	0
56	MG	1a	1626	1/1	0.95	0.52	-	68,68,68,68	0
56	MG	2a	3050	1/1	0.95	0.13	-	86,86,86,86	0
56	MG	1A	3101	1/1	0.85	0.18	-	50,50,50,50	0
56	MG	1A	3055	1/1	0.95	0.39	-	45,45,45,45	0
56	MG	1a	1861	1/1	0.97	0.12	-	51,51,51,51	0
56	MG	2a	3166	1/1	0.98	0.32	-	60,60,60,60	0
56	MG	1r	3003	1/1	0.89	0.16	-	49,49,49,49	0
56	MG	2A	3128	1/1	0.88	0.10	-	56,56,56,56	0
56	MG	2a	3176	1/1	0.93	0.35	-	50,50,50,50	0
56	MG	2F	301	1/1	0.94	0.18	-	49,49,49,49	0
56	MG	1A	3360	1/1	0.86	0.40	-	57,57,57,57	0
56	MG	2a	3226	1/1	0.82	0.08	-	77,77,77,77	0
56	MG	2A	3498	1/1	0.82	0.37	-	69,69,69,69	0
56	MG	1A	3225	1/1	0.98	0.09	-	21,21,21,21	0
56	MG	1a	1664	1/1	0.93	0.30	-	62,62,62,62	0
56	MG	1A	3523	1/1	0.92	0.18	-	50,50,50,50	0
56	MG	2A	3153	1/1	0.97	0.10	-	52,52,52,52	0
56	MG	1A	3553	1/1	0.94	0.32	-	63,63,63,63	0
56	MG	2a	3255	1/1	0.91	0.10	-	57,57,57,57	0
56	MG	1A	3858	1/1	0.93	0.24	-	53,53,53,53	0

Continued on next page...

Continued from previous page...

Mol	Type	Chain	Res	Atoms	RSCC	RSR	LLDF	B-factors(\AA^2)	Q<0.9
56	MG	1a	1807	1/1	0.93	0.14	-	55,55,55,55	0
56	MG	1a	1779	1/1	0.94	0.22	-	66,66,66,66	0
56	MG	2A	3448	1/1	0.93	0.12	-	62,62,62,62	0
56	MG	2A	3513	1/1	0.94	0.31	-	26,26,26,26	0
56	MG	1a	1678	1/1	0.98	0.32	-	51,51,51,51	0
56	MG	2a	3191	1/1	0.78	0.34	-	88,88,88,88	0
56	MG	1N	3007	1/1	0.93	0.22	-	54,54,54,54	0
56	MG	1A	4077	1/1	0.89	0.20	-	47,47,47,47	0
56	MG	1A	3182	1/1	0.99	0.27	-	32,32,32,32	0
56	MG	1A	3114	1/1	0.96	0.28	-	48,48,48,48	0
56	MG	1A	3851	1/1	0.93	0.10	-	65,65,65,65	0
56	MG	2a	3215	1/1	0.91	0.12	-	53,53,53,53	0
56	MG	2A	3151	1/1	0.86	0.39	-	54,54,54,54	0
56	MG	1a	1727	1/1	0.92	0.17	-	56,56,56,56	0
56	MG	1F	302	1/1	0.93	0.12	-	39,39,39,39	0
56	MG	1A	3818	1/1	0.96	0.16	-	59,59,59,59	0
56	MG	1A	3606	1/1	0.95	0.21	-	28,28,28,28	0
56	MG	1A	3601	1/1	0.78	0.20	-	36,36,36,36	0
56	MG	1A	3632	1/1	0.80	0.17	-	67,67,67,67	0
56	MG	1A	3056	1/1	0.84	0.15	-	59,59,59,59	0
56	MG	1A	3498	1/1	0.97	0.16	-	53,53,53,53	0
56	MG	2a	3154	1/1	0.93	0.19	-	71,71,71,71	0
56	MG	1A	3986	1/1	0.96	0.21	-	49,49,49,49	0
56	MG	1A	3832	1/1	0.91	0.16	-	34,34,34,34	0
56	MG	1A	3987	1/1	0.96	0.19	-	58,58,58,58	0
56	MG	2A	3332	1/1	0.99	0.13	-	42,42,42,42	0
56	MG	2A	3198	1/1	0.91	0.13	-	56,56,56,56	0
56	MG	2A	3462	1/1	0.89	0.19	-	46,46,46,46	0
56	MG	1a	1736	1/1	0.88	0.26	-	51,51,51,51	0
56	MG	2A	3259	1/1	0.94	0.13	-	39,39,39,39	0
56	MG	1A	3471	1/1	0.80	0.23	-	55,55,55,55	0
56	MG	1A	3782	1/1	0.95	0.13	-	19,19,19,19	0
56	MG	2A	3452	1/1	0.94	0.08	-	60,60,60,60	0
56	MG	1a	1809	1/1	0.84	0.25	-	54,54,54,54	0
56	MG	1A	3473	1/1	0.92	0.11	-	55,55,55,55	0
56	MG	1a	1624	1/1	0.93	0.12	-	80,80,80,80	0
56	MG	2a	3184	1/1	0.97	0.22	-	53,53,53,53	0
56	MG	1a	1757	1/1	0.64	0.42	-	69,69,69,69	0
56	MG	2A	3324	1/1	0.96	0.05	-	43,43,43,43	0
56	MG	11	101	1/1	0.94	0.20	-	50,50,50,50	0
56	MG	2a	3098	1/1	0.90	0.35	-	55,55,55,55	0
56	MG	1A	3648	1/1	0.92	0.18	-	26,26,26,26	0

Continued on next page...

Continued from previous page...

Mol	Type	Chain	Res	Atoms	RSCC	RSR	LLDF	B-factors(\AA^2)	Q<0.9
56	MG	1A	3505	1/1	0.92	0.18	-	49,49,49,49	0
56	MG	2A	3467	1/1	0.81	0.23	-	47,47,47,47	0
56	MG	2a	3210	1/1	0.91	0.20	-	78,78,78,78	0
56	MG	2a	3070	1/1	0.86	0.22	-	66,66,66,66	0
56	MG	2a	3005	1/1	0.81	0.36	-	72,72,72,72	0
56	MG	1A	3741	1/1	0.91	0.10	-	63,63,63,63	0
56	MG	1A	3569	1/1	0.98	0.19	-	40,40,40,40	0
56	MG	1A	3962	1/1	0.97	0.22	-	14,14,14,14	0
56	MG	1A	3758	1/1	0.93	0.17	-	49,49,49,49	0
56	MG	1a	1856	1/1	0.96	0.11	-	41,41,41,41	0
56	MG	1A	3882	1/1	0.99	0.17	-	36,36,36,36	0
56	MG	2A	3396	1/1	0.97	0.28	-	49,49,49,49	0
56	MG	2l	3005	1/1	0.94	0.21	-	44,44,44,44	0
56	MG	1A	3709	1/1	0.97	0.26	-	38,38,38,38	0
56	MG	1a	1744	1/1	0.90	0.62	-	58,58,58,58	0
56	MG	2a	3169	1/1	0.95	0.18	-	67,67,67,67	0
56	MG	1F	304	1/1	0.40	0.57	-	73,73,73,73	0
56	MG	1A	3022	1/1	0.92	0.17	-	49,49,49,49	0
56	MG	1A	3751	1/1	0.96	0.10	-	74,74,74,74	0
56	MG	2x	107	1/1	0.91	0.10	-	78,78,78,78	0
56	MG	1a	1601	1/1	0.86	0.37	-	63,63,63,63	0
56	MG	1a	1864	1/1	0.95	0.46	-	69,69,69,69	0
56	MG	1A	3106	1/1	0.96	0.14	-	48,48,48,48	0
56	MG	1A	3408	1/1	0.85	0.35	-	58,58,58,58	0
56	MG	2a	3117	1/1	0.87	0.38	-	66,66,66,66	0
56	MG	1A	3562	1/1	0.92	0.18	-	54,54,54,54	0
56	MG	2a	3011	1/1	0.91	0.18	-	58,58,58,58	0
56	MG	1a	1639	1/1	0.55	0.55	-	77,77,77,77	0
56	MG	1a	1747	1/1	0.91	0.24	-	64,64,64,64	0
56	MG	2N	8001	1/1	0.92	0.15	-	63,63,63,63	0
56	MG	2A	3449	1/1	0.89	0.22	-	57,57,57,57	0
56	MG	1A	3428	1/1	0.86	0.16	-	43,43,43,43	0
56	MG	2A	3500	1/1	0.95	0.10	-	45,45,45,45	0
56	MG	2a	3194	1/1	0.91	0.38	-	44,44,44,44	0
56	MG	1A	3596	1/1	0.98	0.19	-	44,44,44,44	0
56	MG	1A	3917	1/1	0.97	0.09	-	35,35,35,35	0
56	MG	1A	3002	1/1	0.97	0.29	-	38,38,38,38	0
56	MG	2a	3157	1/1	0.89	0.34	-	108,108,108,108	0
56	MG	2A	3439	1/1	0.87	0.17	-	60,60,60,60	0
56	MG	2a	3047	1/1	0.79	0.14	-	79,79,79,79	0
56	MG	1a	1812	1/1	0.89	0.09	-	53,53,53,53	0
56	MG	1A	3582	1/1	0.92	0.20	-	25,25,25,25	0

Continued on next page...

Continued from previous page...

Mol	Type	Chain	Res	Atoms	RSCC	RSR	LLDF	B-factors(\AA^2)	Q<0.9
56	MG	1A	3171	1/1	0.96	0.29	-	51,51,51,51	0
56	MG	2A	3537	1/1	0.94	0.26	-	47,47,47,47	0
56	MG	12	3001	1/1	0.75	0.44	-	57,57,57,57	0
56	MG	1A	4034	1/1	0.85	0.12	-	72,72,72,72	0
56	MG	1A	3138	1/1	0.72	0.29	-	48,48,48,48	0
56	MG	1A	3524	1/1	0.81	0.15	-	68,68,68,68	0
56	MG	2A	3512	1/1	0.91	0.23	-	38,38,38,38	0
56	MG	28	102	1/1	0.98	0.25	-	50,50,50,50	0
56	MG	1A	3905	1/1	0.98	0.25	-	45,45,45,45	0
56	MG	2a	3121	1/1	0.85	0.11	-	88,88,88,88	0
56	MG	2A	3514	1/1	0.96	0.11	-	71,71,71,71	0
56	MG	2A	3483	1/1	0.74	0.12	-	72,72,72,72	0
56	MG	1A	3311	1/1	0.90	0.22	-	44,44,44,44	0
56	MG	2A	3056	1/1	0.90	0.31	-	52,52,52,52	0
56	MG	1a	1602	1/1	0.82	0.25	-	61,61,61,61	0
56	MG	1A	3742	1/1	0.97	0.13	-	52,52,52,52	0
56	MG	1A	3111	1/1	0.97	0.34	-	35,35,35,35	0
56	MG	1A	3340	1/1	0.94	0.08	-	59,59,59,59	0
56	MG	1A	3533	1/1	0.91	0.09	-	56,56,56,56	0
56	MG	2a	3052	1/1	0.91	0.09	-	81,81,81,81	0
56	MG	2A	3527	1/1	0.96	0.22	-	39,39,39,39	0
56	MG	2A	3413	1/1	0.92	0.20	-	55,55,55,55	0
56	MG	1A	3764	1/1	0.89	0.17	-	68,68,68,68	0
56	MG	2a	3115	1/1	0.89	0.20	-	50,50,50,50	0
56	MG	1a	1657	1/1	0.95	0.26	-	62,62,62,62	0
56	MG	1A	3472	1/1	0.95	0.17	-	53,53,53,53	0
56	MG	2A	3258	1/1	0.98	0.37	-	62,62,62,62	0
56	MG	1A	3180	1/1	0.88	0.08	-	34,34,34,34	0
56	MG	1A	3156	1/1	0.97	0.14	-	50,50,50,50	0
56	MG	1W	3003	1/1	0.96	0.21	-	33,33,33,33	0
56	MG	1A	3942	1/1	0.89	0.33	-	91,91,91,91	0
56	MG	1a	1641	1/1	0.86	0.25	-	47,47,47,47	0
56	MG	1A	3561	1/1	0.94	0.09	-	72,72,72,72	0
56	MG	1E	310	1/1	0.92	0.35	-	49,49,49,49	0
56	MG	1o	103	1/1	0.92	0.26	-	47,47,47,47	0
56	MG	1A	3210	1/1	0.95	0.09	-	40,40,40,40	0
56	MG	2A	3220	1/1	0.87	0.18	-	72,72,72,72	0
56	MG	1a	1738	1/1	0.82	0.24	-	73,73,73,73	0
56	MG	1a	1806	1/1	0.83	0.20	-	51,51,51,51	0
56	MG	1A	3820	1/1	0.95	0.07	-	71,71,71,71	0
56	MG	2A	3208	1/1	0.88	0.22	-	48,48,48,48	0
56	MG	2A	3292	1/1	0.95	0.16	-	21,21,21,21	0

Continued on next page...

Continued from previous page...

Mol	Type	Chain	Res	Atoms	RSCC	RSR	LLDF	B-factors(\AA^2)	Q<0.9
56	MG	1A	3795	1/1	0.98	0.14	-	13,13,13,13	0
56	MG	2A	3395	1/1	0.97	0.25	-	47,47,47,47	0
56	MG	1A	3126	1/1	0.96	0.11	-	27,27,27,27	0
56	MG	1a	1830	1/1	0.93	0.21	-	68,68,68,68	0
56	MG	2A	3307	1/1	0.97	0.15	-	60,60,60,60	0
56	MG	2a	3148	1/1	0.93	0.26	-	56,56,56,56	0
56	MG	2A	3046	1/1	0.92	0.43	-	60,60,60,60	0
56	MG	1Z	302	1/1	0.88	0.21	-	65,65,65,65	0
56	MG	2E	301	1/1	0.96	0.40	-	36,36,36,36	0
56	MG	1a	1821	1/1	0.94	0.14	-	52,52,52,52	0
56	MG	1A	3337	1/1	0.89	0.20	-	44,44,44,44	0
56	MG	2a	3008	1/1	0.95	0.09	-	53,53,53,53	0
56	MG	1H	3003	1/1	0.82	0.30	-	65,65,65,65	0
56	MG	1A	3025	1/1	0.88	0.26	-	55,55,55,55	0
56	MG	1A	3121	1/1	0.89	0.23	-	72,72,72,72	0
56	MG	1a	1866	1/1	0.87	0.28	-	73,73,73,73	0
56	MG	1A	3494	1/1	0.81	0.57	-	68,68,68,68	0
56	MG	1A	3493	1/1	0.80	0.23	-	64,64,64,64	0
56	MG	1A	3487	1/1	0.96	0.13	-	40,40,40,40	0
56	MG	1A	3729	1/1	0.94	0.11	-	60,60,60,60	0
56	MG	2a	3081	1/1	0.98	0.33	-	65,65,65,65	0
56	MG	2a	3048	1/1	0.96	0.09	-	66,66,66,66	0
56	MG	2a	3014	1/1	0.79	0.30	-	64,64,64,64	0
56	MG	1a	1669	1/1	0.88	0.19	-	37,37,37,37	0
56	MG	1A	3495	1/1	0.88	0.19	-	41,41,41,41	0
56	MG	2A	3104	1/1	0.73	0.17	-	59,59,59,59	0
56	MG	1A	3665	1/1	0.94	0.24	-	24,24,24,24	0
56	MG	1x	101	1/1	0.91	0.22	-	64,64,64,64	0
56	MG	2A	3475	1/1	0.98	0.11	-	39,39,39,39	0
56	MG	2A	3121	1/1	0.88	0.17	-	38,38,38,38	0
56	MG	1A	3953	1/1	0.96	0.12	-	38,38,38,38	0
56	MG	1a	1792	1/1	0.85	0.17	-	92,92,92,92	0
56	MG	2A	3135	1/1	0.91	0.10	-	43,43,43,43	0
56	MG	2B	209	1/1	0.95	0.33	-	57,57,57,57	0
56	MG	1A	3230	1/1	0.96	0.19	-	35,35,35,35	0
56	MG	1A	3403	1/1	0.87	0.34	-	50,50,50,50	0
56	MG	1A	3167	1/1	0.96	0.21	-	25,25,25,25	0
56	MG	2a	3220	1/1	0.95	0.25	-	85,85,85,85	0
56	MG	2a	3199	1/1	0.97	0.48	-	64,64,64,64	0
56	MG	1A	3784	1/1	0.96	0.19	-	20,20,20,20	0
56	MG	2E	304	1/1	0.92	0.09	-	56,56,56,56	0
56	MG	2A	3262	1/1	0.84	0.11	-	53,53,53,53	0

Continued on next page...

Continued from previous page...

Mol	Type	Chain	Res	Atoms	RSCC	RSR	LLDF	B-factors(\AA^2)	Q<0.9
56	MG	2a	3043	1/1	0.73	0.43	-	78,78,78,78	0
56	MG	2A	3064	1/1	0.92	0.45	-	56,56,56,56	0
56	MG	1A	3215	1/1	0.94	0.21	-	49,49,49,49	0
56	MG	1A	3326	1/1	0.73	0.17	-	62,62,62,62	0
56	MG	1A	3719	1/1	0.89	0.12	-	56,56,56,56	0
56	MG	1A	3547	1/1	0.93	0.20	-	61,61,61,61	0
56	MG	2A	3402	1/1	0.96	0.28	-	44,44,44,44	0
56	MG	2A	3445	1/1	0.84	0.25	-	74,74,74,74	0
56	MG	1a	1799	1/1	0.94	0.15	-	57,57,57,57	0
56	MG	1A	3251	1/1	0.98	0.12	-	31,31,31,31	0
56	MG	2A	3204	1/1	0.81	0.30	-	53,53,53,53	0
56	MG	1A	3014	1/1	0.85	0.10	-	55,55,55,55	0
56	MG	2A	3375	1/1	0.98	0.15	-	46,46,46,46	0
56	MG	2A	3188	1/1	0.92	0.33	-	41,41,41,41	0
56	MG	2A	3299	1/1	0.97	0.15	-	64,64,64,64	0
56	MG	1a	1881	1/1	0.95	0.24	-	52,52,52,52	0
56	MG	1a	1618	1/1	0.98	0.09	-	77,77,77,77	0
56	MG	1A	3488	1/1	0.86	0.18	-	43,43,43,43	0
56	MG	1A	3434	1/1	0.95	0.13	-	50,50,50,50	0
56	MG	1a	1879	1/1	0.96	0.09	-	52,52,52,52	0
56	MG	2A	3167	1/1	0.94	0.22	-	45,45,45,45	0
56	MG	1a	1607	1/1	0.95	0.11	-	60,60,60,60	0
56	MG	1q	201	1/1	0.89	0.23	-	58,58,58,58	0
56	MG	1A	3634	1/1	0.94	0.35	-	38,38,38,38	0
56	MG	1a	1860	1/1	0.97	0.17	-	61,61,61,61	0
56	MG	1A	3148	1/1	0.95	0.29	-	51,51,51,51	0
56	MG	1a	1615	1/1	0.76	0.32	-	66,66,66,66	0
56	MG	1A	3136	1/1	0.93	0.09	-	35,35,35,35	0
56	MG	1A	3888	1/1	0.89	0.14	-	43,43,43,43	0
56	MG	1A	3279	1/1	0.91	0.25	-	41,41,41,41	0
56	MG	10	102	1/1	0.97	0.06	-	48,48,48,48	0
56	MG	1A	3639	1/1	0.91	0.28	-	47,47,47,47	0
56	MG	2A	3106	1/1	0.91	0.17	-	47,47,47,47	0
56	MG	1A	3849	1/1	0.93	0.14	-	52,52,52,52	0
56	MG	2a	3046	1/1	0.93	0.12	-	70,70,70,70	0
56	MG	1A	4030	1/1	0.93	0.16	-	43,43,43,43	0
56	MG	1a	1672	1/1	0.95	0.14	-	47,47,47,47	0
56	MG	1D	313	1/1	0.98	0.13	-	39,39,39,39	0
56	MG	1a	1741	1/1	0.91	0.13	-	48,48,48,48	0
56	MG	2A	3023	1/1	0.97	0.16	-	45,45,45,45	0
56	MG	1A	3972	1/1	0.96	0.10	-	41,41,41,41	0
56	MG	2A	3508	1/1	0.95	0.20	-	42,42,42,42	0

Continued on next page...

Continued from previous page...

Mol	Type	Chain	Res	Atoms	RSCC	RSR	LLDF	B-factors(\AA^2)	Q<0.9
56	MG	1A	3273	1/1	0.92	0.20	-	37,37,37,37	0
56	MG	1A	3217	1/1	0.94	0.10	-	56,56,56,56	0
56	MG	1A	3507	1/1	0.97	0.08	-	45,45,45,45	0
56	MG	2a	3180	1/1	0.89	0.18	-	46,46,46,46	0
56	MG	1A	3169	1/1	0.96	0.14	-	55,55,55,55	0
56	MG	1A	3329	1/1	0.87	0.16	-	53,53,53,53	0
56	MG	1A	3429	1/1	0.94	0.09	-	52,52,52,52	0
56	MG	1A	3777	1/1	0.96	0.16	-	30,30,30,30	0
56	MG	1a	1795	1/1	0.92	0.28	-	64,64,64,64	0
56	MG	1A	4052	1/1	0.96	0.57	-	33,33,33,33	0
56	MG	1x	103	1/1	0.94	0.17	-	48,48,48,48	0
56	MG	1A	3258	1/1	0.94	0.20	-	63,63,63,63	0
56	MG	1A	3646	1/1	0.94	0.18	-	65,65,65,65	0
56	MG	1A	3457	1/1	0.95	0.07	-	61,61,61,61	0
56	MG	1e	201	1/1	0.84	0.19	-	66,66,66,66	0
56	MG	2A	3373	1/1	0.98	0.15	-	48,48,48,48	0
56	MG	1A	3996	1/1	0.91	0.07	-	37,37,37,37	0
56	MG	2a	3163	1/1	0.88	0.46	-	94,94,94,94	0
56	MG	1A	3455	1/1	0.92	0.11	-	58,58,58,58	0
56	MG	1A	3015	1/1	0.91	0.30	-	51,51,51,51	0
56	MG	1A	3083	1/1	0.85	0.13	-	45,45,45,45	0
56	MG	1A	4000	1/1	0.91	0.11	-	69,69,69,69	0
56	MG	1A	3621	1/1	0.94	0.18	-	40,40,40,40	0
56	MG	1a	1689	1/1	0.95	0.15	-	48,48,48,48	0
56	MG	1A	3384	1/1	0.74	0.51	-	59,59,59,59	0
56	MG	2a	3060	1/1	0.93	0.16	-	81,81,81,81	0
56	MG	1A	3040	1/1	0.92	0.24	-	36,36,36,36	0
56	MG	2a	3073	1/1	0.95	0.10	-	63,63,63,63	0
56	MG	1A	3557	1/1	0.89	0.43	-	71,71,71,71	0
56	MG	1a	1846	1/1	0.95	0.10	-	25,25,25,25	0
56	MG	1A	3165	1/1	0.94	0.26	-	23,23,23,23	0
56	MG	1a	1679	1/1	0.94	0.20	-	45,45,45,45	0
56	MG	2A	3357	1/1	0.97	0.31	-	52,52,52,52	0
56	MG	2A	3243	1/1	0.69	0.13	-	69,69,69,69	0
56	MG	2A	3361	1/1	0.90	0.18	-	34,34,34,34	0
56	MG	2A	3521	1/1	0.95	0.07	-	41,41,41,41	0
56	MG	1A	3390	1/1	0.83	0.13	-	52,52,52,52	0
56	MG	2A	3011	1/1	0.87	0.15	-	48,48,48,48	0
56	MG	1A	3512	1/1	0.81	0.33	-	50,50,50,50	0
56	MG	2A	3171	1/1	0.69	0.32	-	49,49,49,49	0
56	MG	1A	3910	1/1	0.95	0.12	-	61,61,61,61	0
56	MG	1A	3771	1/1	0.93	0.17	-	55,55,55,55	0

Continued on next page...

Continued from previous page...

Mol	Type	Chain	Res	Atoms	RSCC	RSR	LLDF	B-factors(\AA^2)	Q<0.9
56	MG	1A	3699	1/1	0.70	0.28	-	58,58,58,58	0
56	MG	1A	3319	1/1	0.76	0.10	-	75,75,75,75	0
56	MG	1A	3239	1/1	0.94	0.14	-	50,50,50,50	0
56	MG	1A	3528	1/1	0.96	0.22	-	42,42,42,42	0
56	MG	2A	3408	1/1	0.87	0.11	-	62,62,62,62	0
56	MG	1a	1701	1/1	0.96	0.16	-	63,63,63,63	0
56	MG	1a	1855	1/1	0.90	0.27	-	48,48,48,48	0
56	MG	1l	103	1/1	0.89	0.15	-	42,42,42,42	0
56	MG	1A	3269	1/1	0.92	0.19	-	53,53,53,53	0
56	MG	2a	3205	1/1	0.97	0.29	-	57,57,57,57	0
56	MG	1A	3720	1/1	0.95	0.17	-	45,45,45,45	0
56	MG	1A	3353	1/1	0.94	0.07	-	40,40,40,40	0
56	MG	2x	106	1/1	0.81	0.20	-	82,82,82,82	0
56	MG	1a	1882	1/1	0.97	0.13	-	60,60,60,60	0
56	MG	2B	204	1/1	0.85	0.37	-	65,65,65,65	0
56	MG	1A	3912	1/1	0.97	0.14	-	56,56,56,56	0
56	MG	2A	3511	1/1	0.96	0.21	-	40,40,40,40	0
56	MG	1a	1804	1/1	0.96	0.24	-	37,37,37,37	0
56	MG	1A	4044	1/1	0.84	0.36	-	44,44,44,44	0
56	MG	1A	3296	1/1	0.90	0.22	-	49,49,49,49	0
56	MG	1a	1814	1/1	0.88	0.10	-	67,67,67,67	0
56	MG	1A	3883	1/1	0.93	0.13	-	36,36,36,36	0
56	MG	1A	3122	1/1	0.92	0.28	-	56,56,56,56	0
56	MG	2A	3217	1/1	0.94	0.15	-	41,41,41,41	0
56	MG	2a	3025	1/1	0.91	0.26	-	60,60,60,60	0
56	MG	1A	3129	1/1	0.88	0.22	-	42,42,42,42	0
56	MG	1A	3327	1/1	0.87	0.15	-	44,44,44,44	0
56	MG	1A	4005	1/1	0.98	0.09	-	42,42,42,42	0
56	MG	1a	1731	1/1	0.97	0.09	-	37,37,37,37	0
56	MG	1A	3064	1/1	0.98	0.14	-	48,48,48,48	0
56	MG	2A	3288	1/1	0.81	0.13	-	41,41,41,41	0
56	MG	1a	1735	1/1	0.97	0.12	-	45,45,45,45	0
56	MG	2a	3185	1/1	0.98	0.12	-	57,57,57,57	0
56	MG	1A	3824	1/1	0.88	0.16	-	49,49,49,49	0
56	MG	1A	3219	1/1	0.91	0.21	-	56,56,56,56	0
56	MG	1A	3097	1/1	0.94	0.25	-	49,49,49,49	0
56	MG	2A	3241	1/1	0.92	0.16	-	56,56,56,56	0
56	MG	1a	1627	1/1	0.90	0.09	-	70,70,70,70	0
56	MG	1a	1760	1/1	0.91	0.31	-	79,79,79,79	0
56	MG	1A	3212	1/1	0.98	0.32	-	36,36,36,36	0
56	MG	2A	3428	1/1	0.95	0.14	-	59,59,59,59	0
56	MG	1A	3075	1/1	0.91	0.17	-	46,46,46,46	0

Continued on next page...

Continued from previous page...

Mol	Type	Chain	Res	Atoms	RSCC	RSR	LLDF	B-factors(\AA^2)	Q<0.9
56	MG	1A	3807	1/1	0.93	0.11	-	46,46,46,46	0
56	MG	1A	3196	1/1	0.97	0.30	-	37,37,37,37	0
56	MG	2A	3181	1/1	0.89	0.09	-	48,48,48,48	0
56	MG	1A	3893	1/1	0.98	0.13	-	51,51,51,51	0
56	MG	1a	1878	1/1	0.89	0.42	-	67,67,67,67	0
56	MG	2A	3440	1/1	0.93	0.12	-	50,50,50,50	0
56	MG	1A	3120	1/1	0.91	0.28	-	59,59,59,59	0
56	MG	1a	1715	1/1	0.91	0.13	-	50,50,50,50	0
56	MG	1A	3588	1/1	0.93	0.19	-	60,60,60,60	0
56	MG	1A	4074	1/1	0.96	0.20	-	47,47,47,47	0
56	MG	1A	3696	1/1	0.98	0.25	-	32,32,32,32	0
56	MG	1a	1772	1/1	0.97	0.09	-	62,62,62,62	0
56	MG	2A	3083	1/1	0.87	0.24	-	39,39,39,39	0
56	MG	2A	3524	1/1	0.89	0.21	-	50,50,50,50	0
56	MG	1R	201	1/1	0.97	0.18	-	32,32,32,32	0
56	MG	1a	1698	1/1	0.92	0.12	-	63,63,63,63	0
56	MG	1A	3221	1/1	0.97	0.26	-	28,28,28,28	0
56	MG	1A	3119	1/1	0.82	0.28	-	59,59,59,59	0
56	MG	2A	3170	1/1	0.94	0.20	-	33,33,33,33	0
56	MG	2A	3477	1/1	0.90	0.16	-	47,47,47,47	0
56	MG	1A	3281	1/1	0.90	0.07	-	62,62,62,62	0
56	MG	1A	3744	1/1	0.95	0.12	-	43,43,43,43	0
56	MG	1A	3190	1/1	0.97	0.07	-	42,42,42,42	0
56	MG	2A	3005	1/1	0.91	0.14	-	59,59,59,59	0
56	MG	1A	3572	1/1	0.96	0.11	-	52,52,52,52	0
56	MG	1A	3203	1/1	0.94	0.40	-	47,47,47,47	0
56	MG	1A	3445	1/1	0.95	0.12	-	46,46,46,46	0
56	MG	1A	3127	1/1	0.93	0.23	-	40,40,40,40	0
56	MG	1a	1616	1/1	0.86	0.22	-	55,55,55,55	0
56	MG	1x	104	1/1	0.92	0.07	-	56,56,56,56	0
56	MG	2a	3103	1/1	0.98	0.12	-	48,48,48,48	0
56	MG	1A	3235	1/1	0.93	0.10	-	53,53,53,53	0
56	MG	1A	3662	1/1	0.98	0.14	-	30,30,30,30	0
56	MG	1A	3458	1/1	0.88	0.07	-	48,48,48,48	0
56	MG	1A	3372	1/1	0.95	0.11	-	50,50,50,50	0
56	MG	1a	1718	1/1	0.91	0.13	-	75,75,75,75	0
56	MG	1A	3135	1/1	0.94	0.30	-	30,30,30,30	0
56	MG	2A	3250	1/1	0.94	0.26	-	30,30,30,30	0
56	MG	1A	3144	1/1	0.94	0.34	-	48,48,48,48	0
56	MG	1h	8001	1/1	0.96	0.09	-	60,60,60,60	0
56	MG	1A	3234	1/1	0.95	0.05	-	46,46,46,46	0
56	MG	1A	3381	1/1	0.92	0.27	-	54,54,54,54	0

Continued on next page...

Continued from previous page...

Mol	Type	Chain	Res	Atoms	RSCC	RSR	LLDF	B-factors(\AA^2)	Q<0.9
56	MG	1A	3306	1/1	0.85	0.66	-	69,69,69,69	0
56	MG	1A	3776	1/1	0.95	0.18	-	31,31,31,31	0
56	MG	1a	1843	1/1	0.93	0.19	-	55,55,55,55	0
56	MG	1A	3017	1/1	0.89	0.31	-	53,53,53,53	0
56	MG	2A	3458	1/1	0.96	0.14	-	54,54,54,54	0
56	MG	1A	3067	1/1	0.93	0.25	-	56,56,56,56	0
56	MG	1A	3295	1/1	0.97	0.19	-	42,42,42,42	0
56	MG	2A	3371	1/1	0.95	0.12	-	52,52,52,52	0
56	MG	10	104	1/1	0.93	0.10	-	47,47,47,47	0
56	MG	1A	3115	1/1	0.90	0.13	-	56,56,56,56	0
56	MG	1a	1890	1/1	0.98	0.21	-	40,40,40,40	0
56	MG	1T	205	1/1	0.92	0.16	-	56,56,56,56	0
56	MG	2A	3431	1/1	0.92	0.16	-	50,50,50,50	0
56	MG	1A	4008	1/1	0.98	0.10	-	20,20,20,20	0
56	MG	1A	3708	1/1	0.94	0.16	-	59,59,59,59	0
56	MG	1A	3187	1/1	0.91	0.14	-	52,52,52,52	0
56	MG	2a	3193	1/1	0.85	0.17	-	65,65,65,65	0
56	MG	1a	1797	1/1	0.91	0.21	-	73,73,73,73	0
56	MG	1A	3484	1/1	0.81	0.11	-	45,45,45,45	0
56	MG	2E	303	1/1	0.95	0.12	-	60,60,60,60	0
56	MG	1A	3793	1/1	0.91	0.19	-	55,55,55,55	0
56	MG	1Z	301	1/1	0.73	0.12	-	94,94,94,94	0
56	MG	1A	3563	1/1	0.89	0.13	-	54,54,54,54	0
56	MG	1A	3838	1/1	0.88	0.25	-	64,64,64,64	0
56	MG	1A	3640	1/1	0.96	0.24	-	38,38,38,38	0
56	MG	1A	3499	1/1	0.82	0.24	-	64,64,64,64	0
56	MG	1A	3209	1/1	0.92	0.38	-	39,39,39,39	0
56	MG	1A	4002	1/1	0.94	0.12	-	65,65,65,65	0
56	MG	1a	1889	1/1	0.96	0.08	-	42,42,42,42	0
56	MG	1B	202	1/1	0.93	0.26	-	63,63,63,63	0
56	MG	2A	3242	1/1	0.98	0.26	-	22,22,22,22	0
56	MG	2a	3119	1/1	0.91	0.09	-	69,69,69,69	0
56	MG	1A	3534	1/1	0.92	0.22	-	55,55,55,55	0
56	MG	1A	3961	1/1	0.96	0.06	-	40,40,40,40	0
56	MG	2a	3136	1/1	0.93	0.30	-	56,56,56,56	0
56	MG	1a	1608	1/1	0.88	0.21	-	70,70,70,70	0
56	MG	1a	1862	1/1	0.99	0.14	-	35,35,35,35	0
56	MG	1A	3551	1/1	0.96	0.14	-	55,55,55,55	0
56	MG	1A	3399	1/1	0.90	0.37	-	45,45,45,45	0
56	MG	1Y	502	1/1	0.95	0.12	-	40,40,40,40	0
56	MG	1A	3497	1/1	0.87	0.33	-	55,55,55,55	0
56	MG	1A	3336	1/1	0.86	0.18	-	58,58,58,58	0

Continued on next page...

Continued from previous page...

Mol	Type	Chain	Res	Atoms	RSCC	RSR	LLDF	B-factors(\AA^2)	Q<0.9
56	MG	1A	4058	1/1	0.75	0.33	-	48,48,48,48	0
56	MG	2A	3118	1/1	0.96	0.40	-	52,52,52,52	0
56	MG	2a	3017	1/1	0.80	0.25	-	61,61,61,61	0
56	MG	1A	3995	1/1	0.95	0.31	-	54,54,54,54	0
56	MG	1a	1769	1/1	0.93	0.11	-	63,63,63,63	0
56	MG	2A	3510	1/1	0.92	0.28	-	61,61,61,61	0
56	MG	1A	3686	1/1	0.93	0.17	-	28,28,28,28	0
56	MG	1B	220	1/1	0.96	0.10	-	42,42,42,42	0
56	MG	1a	1859	1/1	0.96	0.23	-	59,59,59,59	0
56	MG	1A	3739	1/1	0.96	0.18	-	34,34,34,34	0
56	MG	1a	1905	1/1	0.88	0.24	-	67,67,67,67	0
56	MG	1A	3559	1/1	0.92	0.16	-	55,55,55,55	0
56	MG	1A	3792	1/1	0.95	0.07	-	62,62,62,62	0
56	MG	2a	3028	1/1	0.88	0.16	-	38,38,38,38	0
56	MG	18	3002	1/1	0.89	0.22	-	58,58,58,58	0
56	MG	2A	3018	1/1	0.92	0.22	-	47,47,47,47	0
56	MG	1A	3072	1/1	0.90	0.24	-	46,46,46,46	0
56	MG	1A	3462	1/1	0.96	0.18	-	47,47,47,47	0
56	MG	2a	3105	1/1	0.99	0.09	-	62,62,62,62	0
56	MG	1A	3973	1/1	0.91	0.22	-	50,50,50,50	0
56	MG	2a	3123	1/1	0.97	0.10	-	39,39,39,39	0
56	MG	2A	3390	1/1	0.96	0.16	-	35,35,35,35	0
56	MG	1A	3430	1/1	0.87	0.36	-	41,41,41,41	0
56	MG	2A	3271	1/1	0.93	0.14	-	50,50,50,50	0
56	MG	1A	3531	1/1	0.96	0.09	-	45,45,45,45	0
56	MG	1a	1638	1/1	0.94	0.18	-	52,52,52,52	0
56	MG	1A	3904	1/1	0.96	0.20	-	17,17,17,17	0
56	MG	2a	3182	1/1	0.90	0.16	-	78,78,78,78	0
56	MG	1A	3950	1/1	0.97	0.10	-	64,64,64,64	0
56	MG	2A	3318	1/1	0.88	0.13	-	43,43,43,43	0
56	MG	1B	217	1/1	0.97	0.09	-	38,38,38,38	0
56	MG	1A	3516	1/1	0.93	0.48	-	52,52,52,52	0
56	MG	1a	1765	1/1	0.87	0.25	-	58,58,58,58	0
56	MG	2a	3020	1/1	0.85	0.47	-	44,44,44,44	0
56	MG	1A	4015	1/1	0.97	0.38	-	46,46,46,46	0
56	MG	2A	3184	1/1	0.75	0.29	-	45,45,45,45	0
56	MG	1A	3478	1/1	0.76	0.31	-	49,49,49,49	0
56	MG	1A	3380	1/1	0.89	0.14	-	49,49,49,49	0
56	MG	1A	3909	1/1	0.94	0.12	-	46,46,46,46	0
56	MG	1a	1617	1/1	0.91	0.20	-	55,55,55,55	0
56	MG	1V	201	1/1	0.96	0.31	-	39,39,39,39	0
56	MG	1A	4031	1/1	0.96	0.24	-	66,66,66,66	0

Continued on next page...

Continued from previous page...

Mol	Type	Chain	Res	Atoms	RSCC	RSR	LLDF	B-factors(\AA^2)	Q<0.9
56	MG	2d	502	1/1	0.86	0.50	-	61,61,61,61	0
56	MG	1a	1663	1/1	0.96	0.13	-	52,52,52,52	0
56	MG	1A	3684	1/1	0.92	0.17	-	50,50,50,50	0
56	MG	1A	3286	1/1	0.92	0.12	-	40,40,40,40	0
56	MG	1a	1803	1/1	0.92	0.21	-	66,66,66,66	0
56	MG	2A	3323	1/1	0.98	0.17	-	43,43,43,43	0
56	MG	1B	230	1/1	0.86	0.23	-	67,67,67,67	0
56	MG	1A	3595	1/1	0.93	0.12	-	66,66,66,66	0
56	MG	1A	4060	1/1	0.97	0.13	-	31,31,31,31	0
56	MG	1A	3501	1/1	0.87	0.15	-	51,51,51,51	0
56	MG	1A	3207	1/1	0.94	0.25	-	42,42,42,42	0
56	MG	1a	1767	1/1	0.89	0.14	-	71,71,71,71	0
56	MG	2a	3161	1/1	0.93	0.20	-	63,63,63,63	0
56	MG	1A	3374	1/1	0.94	0.27	-	26,26,26,26	0
56	MG	1A	4028	1/1	0.89	0.12	-	63,63,63,63	0
56	MG	2a	3246	1/1	0.90	0.18	-	60,60,60,60	0
56	MG	2A	3054	1/1	0.86	0.13	-	58,58,58,58	0
56	MG	1A	3313	1/1	0.90	0.12	-	42,42,42,42	0
56	MG	2A	3463	1/1	0.97	0.32	-	44,44,44,44	0
56	MG	1a	1784	1/1	0.82	0.29	-	80,80,80,80	0
56	MG	1a	1831	1/1	0.96	0.12	-	84,84,84,84	0
56	MG	1a	1667	1/1	0.92	0.19	-	64,64,64,64	0
56	MG	1A	3965	1/1	0.99	0.14	-	36,36,36,36	0
56	MG	1A	3848	1/1	0.92	0.19	-	45,45,45,45	0
56	MG	1A	4053	1/1	0.89	0.49	-	52,52,52,52	0
56	MG	2a	3187	1/1	0.86	0.25	-	77,77,77,77	0
56	MG	1a	1775	1/1	0.94	0.19	-	65,65,65,65	0
56	MG	1A	3435	1/1	0.83	0.13	-	66,66,66,66	0
56	MG	1A	3117	1/1	0.91	0.10	-	62,62,62,62	0
56	MG	2A	3033	1/1	0.94	0.20	-	47,47,47,47	0
56	MG	2A	3538	1/1	0.96	0.20	-	39,39,39,39	0
56	MG	1A	3191	1/1	0.96	0.12	-	28,28,28,28	0
56	MG	1A	3885	1/1	0.93	0.20	-	54,54,54,54	0
56	MG	2A	3414	1/1	0.97	0.26	-	50,50,50,50	0
56	MG	1A	3284	1/1	0.95	0.11	-	52,52,52,52	0
56	MG	1A	3599	1/1	0.95	0.10	-	38,38,38,38	0
56	MG	1A	3359	1/1	0.98	0.09	-	37,37,37,37	0
56	MG	2a	3108	1/1	0.99	0.10	-	68,68,68,68	0
56	MG	1A	3110	1/1	0.94	0.26	-	65,65,65,65	0
56	MG	1B	203	1/1	0.94	0.12	-	39,39,39,39	0
56	MG	1a	1900	1/1	0.97	0.22	-	47,47,47,47	0
56	MG	1A	3352	1/1	0.93	0.20	-	57,57,57,57	0

Continued on next page...

Continued from previous page...

Mol	Type	Chain	Res	Atoms	RSCC	RSR	LLDF	B-factors(\AA^2)	Q<0.9
56	MG	2A	3309	1/1	0.96	0.17	-	37,37,37,37	0
56	MG	2A	3253	1/1	0.89	0.23	-	59,59,59,59	0
56	MG	1A	3746	1/1	0.96	0.09	-	46,46,46,46	0
56	MG	2A	3186	1/1	0.82	0.22	-	59,59,59,59	0
56	MG	1A	3444	1/1	0.95	0.22	-	57,57,57,57	0
56	MG	1a	1873	1/1	0.95	0.15	-	60,60,60,60	0
56	MG	2A	3130	1/1	0.95	0.21	-	49,49,49,49	0
56	MG	1A	3932	1/1	0.96	0.06	-	59,59,59,59	0
56	MG	1A	3420	1/1	0.94	0.16	-	54,54,54,54	0
56	MG	2a	3077	1/1	0.94	0.11	-	51,51,51,51	0
56	MG	1A	3427	1/1	0.91	0.17	-	51,51,51,51	0
56	MG	1A	3743	1/1	0.95	0.12	-	30,30,30,30	0
56	MG	1A	3906	1/1	0.94	0.12	-	53,53,53,53	0
56	MG	2A	3430	1/1	0.97	0.20	-	50,50,50,50	0
56	MG	2a	3090	1/1	0.94	0.37	-	47,47,47,47	0
56	MG	1A	3460	1/1	0.96	0.25	-	52,52,52,52	0
56	MG	2a	3245	1/1	0.91	0.21	-	64,64,64,64	0
56	MG	1A	3087	1/1	0.78	0.21	-	45,45,45,45	0
56	MG	1a	1723	1/1	0.95	0.15	-	62,62,62,62	0
56	MG	2A	3190	1/1	0.87	0.09	-	48,48,48,48	0
56	MG	2e	3002	1/1	0.96	0.10	-	64,64,64,64	0
56	MG	1A	3585	1/1	0.90	0.20	-	14,14,14,14	0
56	MG	1A	3348	1/1	0.85	0.30	-	52,52,52,52	0
56	MG	2a	3057	1/1	0.98	0.27	-	70,70,70,70	0
56	MG	2a	3177	1/1	0.99	0.15	-	69,69,69,69	0
56	MG	2A	3420	1/1	0.92	0.23	-	72,72,72,72	0
56	MG	2A	3457	1/1	0.95	0.28	-	46,46,46,46	0
56	MG	1a	1887	1/1	0.94	0.26	-	47,47,47,47	0
56	MG	1A	3192	1/1	0.99	0.21	-	46,46,46,46	0
56	MG	2A	3447	1/1	0.93	0.25	-	43,43,43,43	0
56	MG	1A	3048	1/1	0.91	0.20	-	51,51,51,51	0
56	MG	2A	3021	1/1	0.89	0.48	-	58,58,58,58	0
56	MG	1a	1867	1/1	0.92	0.13	-	64,64,64,64	0
56	MG	2A	3539	1/1	0.94	0.17	-	57,57,57,57	0
56	MG	1A	3856	1/1	0.79	0.28	-	55,55,55,55	0
56	MG	2a	3235	1/1	0.89	0.18	-	73,73,73,73	0
56	MG	1a	1719	1/1	0.87	0.59	-	68,68,68,68	0
56	MG	1A	3297	1/1	0.89	0.20	-	49,49,49,49	0
56	MG	2A	3062	1/1	0.84	0.25	-	46,46,46,46	0
56	MG	1A	3302	1/1	0.94	0.21	-	59,59,59,59	0
56	MG	1A	3406	1/1	0.91	0.23	-	49,49,49,49	0
56	MG	2a	3015	1/1	0.97	0.15	-	62,62,62,62	0

Continued on next page...

Continued from previous page...

Mol	Type	Chain	Res	Atoms	RSCC	RSR	LLDF	B-factors(\AA^2)	Q<0.9
56	MG	1a	1717	1/1	0.92	0.18	-	47,47,47,47	0
56	MG	1a	1714	1/1	0.98	0.17	-	57,57,57,57	0
56	MG	1A	3354	1/1	0.91	0.07	-	84,84,84,84	0
56	MG	1a	1751	1/1	0.80	0.15	-	64,64,64,64	0
56	MG	1A	4007	1/1	0.95	0.23	-	35,35,35,35	0
56	MG	1a	1768	1/1	0.94	0.25	-	56,56,56,56	0
56	MG	1A	3736	1/1	0.99	0.20	-	15,15,15,15	0
56	MG	2a	3027	1/1	0.96	0.22	-	47,47,47,47	0
56	MG	1a	1871	1/1	0.91	0.33	-	69,69,69,69	0
56	MG	1A	3920	1/1	0.91	0.18	-	65,65,65,65	0
56	MG	1a	1754	1/1	0.88	0.38	-	51,51,51,51	0
56	MG	2a	3053	1/1	0.67	0.16	-	99,99,99,99	0
56	MG	2a	3106	1/1	0.93	0.21	-	52,52,52,52	0
56	MG	2A	3460	1/1	0.94	0.08	-	45,45,45,45	0
56	MG	1A	3857	1/1	0.89	0.25	-	51,51,51,51	0
56	MG	1A	3548	1/1	0.62	0.17	-	72,72,72,72	0
56	MG	1B	209	1/1	0.92	0.15	-	56,56,56,56	0
56	MG	2a	3038	1/1	0.83	0.33	-	58,58,58,58	0
56	MG	1A	3443	1/1	0.97	0.40	-	72,72,72,72	0
56	MG	2A	3124	1/1	0.67	0.35	-	65,65,65,65	0
56	MG	1A	3094	1/1	0.80	0.34	-	54,54,54,54	0
56	MG	1A	3969	1/1	0.83	0.18	-	77,77,77,77	0
56	MG	1a	1842	1/1	0.96	0.36	-	48,48,48,48	0
56	MG	1A	3510	1/1	0.83	0.21	-	46,46,46,46	0
56	MG	1A	3054	1/1	0.96	0.29	-	53,53,53,53	0
56	MG	1A	3096	1/1	0.90	0.26	-	40,40,40,40	0
56	MG	1a	1805	1/1	0.95	0.14	-	61,61,61,61	0
56	MG	1a	1823	1/1	0.72	0.26	-	71,71,71,71	0
56	MG	2a	3138	1/1	0.67	0.46	-	81,81,81,81	0
56	MG	1A	4018	1/1	0.93	0.17	-	45,45,45,45	0
56	MG	1A	3520	1/1	0.92	0.09	-	61,61,61,61	0
56	MG	1A	3981	1/1	0.97	0.18	-	42,42,42,42	0
56	MG	1a	1863	1/1	0.97	0.12	-	42,42,42,42	0
56	MG	2a	3035	1/1	0.98	0.12	-	59,59,59,59	0
56	MG	1a	1839	1/1	0.94	0.23	-	53,53,53,53	0
56	MG	2A	3399	1/1	0.96	0.34	-	64,64,64,64	0
56	MG	1a	1686	1/1	0.81	0.12	-	62,62,62,62	0
56	MG	2A	3536	1/1	0.95	0.14	-	42,42,42,42	0
56	MG	2A	3049	1/1	0.97	0.15	-	56,56,56,56	0
56	MG	1a	1796	1/1	0.73	0.08	-	85,85,85,85	0
56	MG	2A	3127	1/1	0.91	0.22	-	43,43,43,43	0
56	MG	2A	3238	1/1	0.87	0.20	-	30,30,30,30	0

Continued on next page...

Continued from previous page...

Mol	Type	Chain	Res	Atoms	RSCC	RSR	LLDF	B-factors(\AA^2)	Q<0.9
56	MG	2a	3196	1/1	0.94	0.13	-	70,70,70,70	0
56	MG	1B	215	1/1	0.96	0.20	-	74,74,74,74	0
56	MG	1a	1654	1/1	0.94	0.10	-	45,45,45,45	0
56	MG	1N	3001	1/1	0.93	0.21	-	44,44,44,44	0
56	MG	1A	3624	1/1	0.92	0.18	-	40,40,40,40	0
56	MG	2A	3162	1/1	0.94	0.13	-	40,40,40,40	0
56	MG	1a	1625	1/1	0.95	0.12	-	34,34,34,34	0
56	MG	1A	3265	1/1	0.89	0.24	-	27,27,27,27	0
56	MG	2A	3561	1/1	0.87	0.26	-	55,55,55,55	0
56	MG	2a	3085	1/1	0.97	0.12	-	48,48,48,48	0
56	MG	1A	3099	1/1	0.96	0.10	-	55,55,55,55	0
56	MG	2A	3205	1/1	0.83	0.20	-	43,43,43,43	0
56	MG	2a	3051	1/1	0.79	0.20	-	91,91,91,91	0
56	MG	1A	3538	1/1	0.96	0.15	-	39,39,39,39	0
56	MG	2A	3091	1/1	0.95	0.13	-	49,49,49,49	0
56	MG	1A	3985	1/1	0.94	0.16	-	34,34,34,34	0
56	MG	2a	3127	1/1	0.94	0.21	-	50,50,50,50	0
56	MG	2A	3177	1/1	0.88	0.07	-	54,54,54,54	0
56	MG	1A	3377	1/1	0.97	0.31	-	24,24,24,24	0
56	MG	1A	3975	1/1	0.96	0.14	-	44,44,44,44	0
56	MG	2a	3041	1/1	0.90	0.12	-	50,50,50,50	0
56	MG	1B	223	1/1	0.91	0.14	-	65,65,65,65	0
56	MG	1A	3511	1/1	0.70	0.38	-	55,55,55,55	0
56	MG	2A	3400	1/1	0.96	0.15	-	48,48,48,48	0
56	MG	1A	3901	1/1	0.36	0.58	-	86,86,86,86	0
56	MG	1a	1896	1/1	0.96	0.39	-	46,46,46,46	0
56	MG	1a	1818	1/1	0.85	0.16	-	81,81,81,81	0
56	MG	1A	3525	1/1	0.81	0.18	-	74,74,74,74	0
56	MG	1A	3137	1/1	0.90	0.20	-	36,36,36,36	0
56	MG	1A	3935	1/1	0.69	0.20	-	52,52,52,52	0
56	MG	1T	203	1/1	0.90	0.14	-	75,75,75,75	0
56	MG	1A	3519	1/1	0.93	0.18	-	48,48,48,48	0
56	MG	1a	1894	1/1	0.95	0.29	-	63,63,63,63	0
56	MG	2A	3044	1/1	0.86	0.22	-	51,51,51,51	0
56	MG	1A	3576	1/1	0.96	0.08	-	65,65,65,65	0
56	MG	13	101	1/1	0.94	0.22	-	47,47,47,47	0
56	MG	1A	4076	1/1	0.64	0.29	-	72,72,72,72	0
56	MG	1A	3418	1/1	0.92	0.21	-	48,48,48,48	0
56	MG	1A	3383	1/1	0.81	0.17	-	67,67,67,67	0
56	MG	1a	1777	1/1	0.91	0.18	-	54,54,54,54	0
56	MG	1A	3829	1/1	0.94	0.13	-	18,18,18,18	0
56	MG	1A	3066	1/1	0.95	0.14	-	56,56,56,56	0

Continued on next page...

Continued from previous page...

Mol	Type	Chain	Res	Atoms	RSCC	RSR	LLDF	B-factors(\AA^2)	Q<0.9
56	MG	1A	3565	1/1	0.95	0.31	-	41,41,41,41	0
56	MG	1A	3095	1/1	0.90	0.22	-	46,46,46,46	0
56	MG	2A	3063	1/1	0.87	0.36	-	48,48,48,48	0
56	MG	1B	228	1/1	0.99	0.09	-	36,36,36,36	0
56	MG	2a	3155	1/1	0.91	0.17	-	87,87,87,87	0
56	MG	2A	3154	1/1	0.98	0.29	-	42,42,42,42	0
56	MG	1A	3028	1/1	0.98	0.20	-	50,50,50,50	0
56	MG	2A	3466	1/1	0.94	0.13	-	45,45,45,45	0
56	MG	2R	201	1/1	0.95	0.35	-	49,49,49,49	0
56	MG	1A	3963	1/1	0.93	0.13	-	27,27,27,27	0
56	MG	1A	3079	1/1	0.94	0.20	-	53,53,53,53	0
56	MG	2A	3030	1/1	0.91	0.37	-	64,64,64,64	0
56	MG	1A	4013	1/1	0.95	0.17	-	42,42,42,42	0
56	MG	2A	3202	1/1	0.98	0.27	-	38,38,38,38	0
56	MG	2A	3244	1/1	0.87	0.29	-	85,85,85,85	0
56	MG	1O	3002	1/1	0.97	0.15	-	47,47,47,47	0
56	MG	1A	3172	1/1	0.93	0.21	-	31,31,31,31	0
56	MG	2A	3034	1/1	0.92	0.17	-	44,44,44,44	0
56	MG	1A	3753	1/1	0.97	0.11	-	34,34,34,34	0
56	MG	1A	3407	1/1	0.97	0.45	-	40,40,40,40	0
56	MG	1A	3688	1/1	0.97	0.15	-	8,8,8,8	0
56	MG	2B	201	1/1	0.94	0.18	-	57,57,57,57	0
56	MG	2A	3412	1/1	0.97	0.23	-	54,54,54,54	0
56	MG	2A	3505	1/1	0.83	0.18	-	50,50,50,50	0
56	MG	1A	3870	1/1	0.95	0.14	-	44,44,44,44	0
56	MG	2a	3147	1/1	0.85	0.25	-	68,68,68,68	0
56	MG	2A	3270	1/1	0.89	0.09	-	59,59,59,59	0
56	MG	2a	3236	1/1	0.97	0.23	-	83,83,83,83	0
56	MG	1A	3466	1/1	0.96	0.04	-	55,55,55,55	0
56	MG	2a	3204	1/1	0.95	0.13	-	57,57,57,57	0
56	MG	2A	3166	1/1	0.91	0.12	-	32,32,32,32	0
56	MG	1A	3721	1/1	0.97	0.06	-	45,45,45,45	0
56	MG	1A	4033	1/1	0.93	0.18	-	62,62,62,62	0
56	MG	2a	3212	1/1	0.85	0.18	-	46,46,46,46	0
56	MG	1A	3300	1/1	0.86	0.57	-	41,41,41,41	0
56	MG	1A	3228	1/1	0.91	0.21	-	48,48,48,48	0
56	MG	2a	3039	1/1	0.75	0.55	-	67,67,67,67	0
56	MG	1A	3695	1/1	0.96	0.10	-	13,13,13,13	0
56	MG	2A	3032	1/1	0.94	0.08	-	62,62,62,62	0
56	MG	2Y	502	1/1	0.94	0.13	-	51,51,51,51	0
56	MG	1A	3733	1/1	0.94	0.26	-	49,49,49,49	0
56	MG	1A	3020	1/1	0.83	0.24	-	40,40,40,40	0

Continued on next page...

Continued from previous page...

Mol	Type	Chain	Res	Atoms	RSCC	RSR	LLDF	B-factors(\AA^2)	Q<0.9
56	MG	2A	3136	1/1	0.90	0.22	-	61,61,61,61	0
56	MG	2A	3255	1/1	0.86	0.32	-	43,43,43,43	0
56	MG	1a	1691	1/1	0.98	0.04	-	66,66,66,66	0
56	MG	19	104	1/1	0.94	0.16	-	42,42,42,42	0
56	MG	1A	3689	1/1	0.91	0.08	-	65,65,65,65	0
56	MG	2B	208	1/1	0.92	0.10	-	58,58,58,58	0
56	MG	1A	3092	1/1	0.88	0.38	-	44,44,44,44	0
56	MG	1a	1776	1/1	0.94	0.19	-	67,67,67,67	0
56	MG	2A	3055	1/1	0.88	0.29	-	35,35,35,35	0
56	MG	1A	3414	1/1	0.92	0.21	-	50,50,50,50	0
56	MG	2A	3398	1/1	0.96	0.13	-	32,32,32,32	0
56	MG	1A	3037	1/1	0.93	0.24	-	40,40,40,40	0
56	MG	1A	4004	1/1	0.96	0.10	-	49,49,49,49	0
56	MG	2A	3533	1/1	0.95	0.20	-	47,47,47,47	0
56	MG	1A	3204	1/1	0.96	0.21	-	33,33,33,33	0
56	MG	2A	3502	1/1	0.97	0.09	-	37,37,37,37	0
56	MG	2a	3112	1/1	0.95	0.30	-	53,53,53,53	0
56	MG	2A	3556	1/1	0.96	0.16	-	55,55,55,55	0
56	MG	2A	3433	1/1	0.85	0.26	-	43,43,43,43	0
56	MG	1a	1708	1/1	0.99	0.14	-	67,67,67,67	0
56	MG	2A	3294	1/1	0.97	0.32	-	50,50,50,50	0
56	MG	2A	3163	1/1	0.95	0.13	-	56,56,56,56	0
56	MG	1a	1820	1/1	0.78	0.09	-	79,79,79,79	0
56	MG	1N	3004	1/1	0.96	0.07	-	26,26,26,26	0
56	MG	1A	3053	1/1	0.92	0.25	-	36,36,36,36	0
56	MG	1a	1606	1/1	0.88	0.15	-	71,71,71,71	0
56	MG	1A	3513	1/1	0.83	0.30	-	59,59,59,59	0
56	MG	1A	3604	1/1	0.92	0.10	-	36,36,36,36	0
56	MG	2A	3207	1/1	0.91	0.35	-	49,49,49,49	0
56	MG	1a	1853	1/1	0.92	0.12	-	70,70,70,70	0
56	MG	1A	3364	1/1	0.93	0.33	-	64,64,64,64	0
56	MG	1x	110	1/1	0.93	0.28	-	73,73,73,73	0
56	MG	2A	3345	1/1	0.94	0.10	-	60,60,60,60	0
56	MG	28	101	1/1	0.97	0.21	-	45,45,45,45	0
56	MG	10	106	1/1	0.81	0.19	-	54,54,54,54	0
56	MG	1A	3270	1/1	0.93	0.31	-	41,41,41,41	0
56	MG	1A	3865	1/1	0.96	0.19	-	72,72,72,72	0
56	MG	2A	3542	1/1	0.94	0.12	-	56,56,56,56	0
56	MG	2A	3263	1/1	0.90	0.09	-	42,42,42,42	0
56	MG	2A	3273	1/1	0.98	0.13	-	53,53,53,53	0
56	MG	2A	3384	1/1	0.96	0.15	-	39,39,39,39	0
56	MG	2A	3314	1/1	0.85	0.11	-	43,43,43,43	0

Continued on next page...

Continued from previous page...

Mol	Type	Chain	Res	Atoms	RSCC	RSR	LLDF	B-factors(\AA^2)	Q<0.9
56	MG	1a	1763	1/1	0.81	0.39	-	55,55,55,55	0
56	MG	1A	3211	1/1	0.97	0.39	-	37,37,37,37	0
56	MG	2a	3221	1/1	0.95	0.31	-	57,57,57,57	0
56	MG	1G	3002	1/1	0.98	0.14	-	52,52,52,52	0
56	MG	1A	3791	1/1	0.96	0.36	-	51,51,51,51	0
56	MG	1A	4039	1/1	0.95	0.08	-	56,56,56,56	0
56	MG	2A	3108	1/1	0.99	0.05	-	52,52,52,52	0
56	MG	2a	3201	1/1	0.92	0.12	-	66,66,66,66	0
56	MG	1A	3213	1/1	0.93	0.36	-	44,44,44,44	0
56	MG	2Q	3002	1/1	0.92	0.18	-	55,55,55,55	0
56	MG	2A	3272	1/1	0.93	0.22	-	67,67,67,67	0
56	MG	2a	3032	1/1	0.94	0.27	-	59,59,59,59	0
56	MG	2A	3029	1/1	0.92	0.15	-	57,57,57,57	0
56	MG	1A	3035	1/1	0.93	0.32	-	44,44,44,44	0
56	MG	1a	1828	1/1	0.94	0.15	-	70,70,70,70	0
56	MG	1B	206	1/1	0.96	0.18	-	51,51,51,51	0
56	MG	2A	3223	1/1	0.86	0.12	-	70,70,70,70	0
56	MG	1a	1630	1/1	0.91	0.14	-	42,42,42,42	0
56	MG	1A	3642	1/1	0.99	0.26	-	38,38,38,38	0
56	MG	2A	3075	1/1	0.97	0.30	-	48,48,48,48	0
56	MG	1a	1661	1/1	0.88	0.22	-	59,59,59,59	0
56	MG	1q	203	1/1	0.91	0.19	-	53,53,53,53	0
56	MG	1A	3931	1/1	0.96	0.09	-	32,32,32,32	0
56	MG	1A	3503	1/1	0.98	0.16	-	30,30,30,30	0
56	MG	2A	3126	1/1	0.96	0.50	-	43,43,43,43	0
56	MG	1A	3016	1/1	0.73	0.16	-	56,56,56,56	0
56	MG	1A	3397	1/1	0.88	0.19	-	36,36,36,36	0
56	MG	1A	3586	1/1	0.97	0.18	-	33,33,33,33	0
56	MG	1A	3391	1/1	0.97	0.10	-	51,51,51,51	0
56	MG	1a	1737	1/1	0.97	0.46	-	48,48,48,48	0
56	MG	1A	3063	1/1	0.88	0.14	-	57,57,57,57	0
56	MG	1A	3118	1/1	0.92	0.18	-	47,47,47,47	0
56	MG	1a	1841	1/1	0.96	0.20	-	52,52,52,52	0
56	MG	2a	3139	1/1	0.97	0.17	-	53,53,53,53	0
56	MG	1a	1739	1/1	0.92	0.06	-	70,70,70,70	0
56	MG	1A	3437	1/1	0.93	0.22	-	46,46,46,46	0
56	MG	1A	3898	1/1	0.94	0.17	-	52,52,52,52	0
56	MG	2A	3337	1/1	0.98	0.05	-	59,59,59,59	0
56	MG	2A	3354	1/1	0.98	0.08	-	48,48,48,48	0
56	MG	1A	3361	1/1	0.93	0.28	-	45,45,45,45	0
56	MG	1A	3560	1/1	0.97	0.12	-	63,63,63,63	0
56	MG	2a	3061	1/1	0.92	0.22	-	71,71,71,71	0

Continued on next page...

Continued from previous page...

Mol	Type	Chain	Res	Atoms	RSCC	RSR	LLDF	B-factors(\AA^2)	Q<0.9
56	MG	2A	3082	1/1	0.89	0.13	-	57,57,57,57	0
56	MG	2A	3138	1/1	0.95	0.23	-	47,47,47,47	0
56	MG	2A	3344	1/1	0.96	0.27	-	59,59,59,59	0
56	MG	1A	3044	1/1	0.94	0.35	-	60,60,60,60	0
56	MG	1a	1611	1/1	0.88	0.22	-	46,46,46,46	0
56	MG	1A	3879	1/1	0.95	0.11	-	49,49,49,49	0
56	MG	16	102	1/1	0.94	0.17	-	40,40,40,40	0
56	MG	1A	3023	1/1	0.86	0.34	-	55,55,55,55	0
56	MG	2A	3015	1/1	0.86	0.12	-	57,57,57,57	0
56	MG	2l	3002	1/1	0.74	0.27	-	68,68,68,68	0
56	MG	2A	3248	1/1	0.97	0.16	-	35,35,35,35	0
56	MG	1A	3069	1/1	0.97	0.14	-	39,39,39,39	0
56	MG	1A	3208	1/1	0.93	0.16	-	55,55,55,55	0
56	MG	1A	4066	1/1	0.92	0.30	-	35,35,35,35	0
56	MG	1a	1716	1/1	0.79	0.28	-	54,54,54,54	0
56	MG	1A	3312	1/1	0.94	0.18	-	41,41,41,41	0
56	MG	2A	3002	1/1	0.93	0.14	-	40,40,40,40	0
56	MG	1A	3233	1/1	0.97	0.24	-	36,36,36,36	0
56	MG	2A	3024	1/1	0.95	0.14	-	55,55,55,55	0
56	MG	1A	3730	1/1	0.94	0.13	-	34,34,34,34	0
56	MG	2a	3222	1/1	0.94	0.09	-	62,62,62,62	0
56	MG	1A	3013	1/1	0.94	0.24	-	43,43,43,43	0
56	MG	1A	3388	1/1	0.86	0.18	-	55,55,55,55	0
56	MG	1A	3012	1/1	0.75	0.23	-	66,66,66,66	0
56	MG	1A	3502	1/1	0.73	0.15	-	70,70,70,70	0
56	MG	1A	3401	1/1	0.96	0.16	-	30,30,30,30	0
56	MG	1A	3811	1/1	0.98	0.20	-	28,28,28,28	0
56	MG	2A	3149	1/1	0.94	0.23	-	63,63,63,63	0
56	MG	1A	3386	1/1	0.92	0.24	-	68,68,68,68	0
56	MG	1A	3183	1/1	0.94	0.31	-	28,28,28,28	0
56	MG	2A	3346	1/1	0.91	0.06	-	69,69,69,69	0
56	MG	2a	3233	1/1	0.91	0.16	-	58,58,58,58	0
56	MG	1A	3201	1/1	0.98	0.11	-	40,40,40,40	0
56	MG	1a	1651	1/1	0.95	0.17	-	62,62,62,62	0
56	MG	1a	1880	1/1	0.89	0.20	-	69,69,69,69	0
56	MG	1A	3635	1/1	0.94	0.11	-	50,50,50,50	0
56	MG	1A	3537	1/1	0.94	0.17	-	53,53,53,53	0
56	MG	1A	3598	1/1	0.95	0.17	-	30,30,30,30	0
56	MG	1A	3759	1/1	0.82	0.10	-	68,68,68,68	0
56	MG	1A	3884	1/1	0.95	0.15	-	58,58,58,58	0
56	MG	1A	3874	1/1	0.95	0.11	-	28,28,28,28	0
56	MG	1A	3280	1/1	0.96	0.06	-	43,43,43,43	0

Continued on next page...

Continued from previous page...

Mol	Type	Chain	Res	Atoms	RSCC	RSR	LLDF	B-factors(\AA^2)	Q<0.9
56	MG	1A	4082	1/1	0.95	0.11	-	66,66,66,66	0
56	MG	1a	1748	1/1	0.84	0.41	-	55,55,55,55	0
56	MG	2A	3027	1/1	0.94	0.07	-	56,56,56,56	0
56	MG	1A	3032	1/1	0.89	0.37	-	44,44,44,44	0
56	MG	1a	1789	1/1	0.92	0.29	-	60,60,60,60	0
56	MG	1A	3816	1/1	0.96	0.07	-	51,51,51,51	0
56	MG	2a	3104	1/1	0.90	0.30	-	54,54,54,54	0
56	MG	1A	3628	1/1	0.98	0.10	-	43,43,43,43	0
56	MG	1A	3218	1/1	0.74	0.30	-	58,58,58,58	0
56	MG	1a	1849	1/1	0.97	0.05	-	38,38,38,38	0
56	MG	1a	1682	1/1	0.94	0.06	-	47,47,47,47	0
56	MG	2A	3381	1/1	0.96	0.28	-	41,41,41,41	0
56	MG	1A	4054	1/1	0.78	0.43	-	69,69,69,69	0
56	MG	1A	4014	1/1	0.95	0.19	-	57,57,57,57	0
56	MG	2A	3122	1/1	0.97	0.17	-	51,51,51,51	0
56	MG	1A	3927	1/1	0.97	0.24	-	66,66,66,66	0
56	MG	2a	3190	1/1	0.96	0.11	-	47,47,47,47	0
56	MG	1A	3246	1/1	0.98	0.13	-	23,23,23,23	0
56	MG	1A	3046	1/1	0.96	0.20	-	45,45,45,45	0
56	MG	2a	3232	1/1	0.95	0.12	-	54,54,54,54	0
56	MG	1A	3376	1/1	0.83	0.25	-	49,49,49,49	0
56	MG	1B	201	1/1	0.92	0.16	-	40,40,40,40	0
56	MG	1A	3256	1/1	0.97	0.72	-	44,44,44,44	0
56	MG	2a	3249	1/1	0.93	0.26	-	36,36,36,36	0
56	MG	2a	3088	1/1	0.67	0.07	-	76,76,76,76	0
56	MG	2a	3251	1/1	0.96	0.33	-	43,43,43,43	0
56	MG	2A	3218	1/1	0.87	0.40	-	54,54,54,54	0
56	MG	1A	3803	1/1	0.97	0.19	-	22,22,22,22	0
56	MG	2A	3111	1/1	0.94	0.20	-	36,36,36,36	0
56	MG	2A	3393	1/1	0.90	0.21	-	56,56,56,56	0
56	MG	2A	3141	1/1	0.93	0.40	-	49,49,49,49	0
56	MG	1q	202	1/1	0.82	0.25	-	53,53,53,53	0
56	MG	2A	3045	1/1	0.91	0.35	-	48,48,48,48	0
56	MG	2a	3071	1/1	0.98	0.23	-	72,72,72,72	0
56	MG	1A	3385	1/1	0.97	0.18	-	45,45,45,45	0
56	MG	1a	1620	1/1	0.96	0.18	-	54,54,54,54	0
56	MG	2A	3074	1/1	0.51	0.20	-	54,54,54,54	0
56	MG	2a	3218	1/1	0.97	0.19	-	67,67,67,67	0
56	MG	1H	3002	1/1	0.74	0.25	-	62,62,62,62	0
56	MG	11	102	1/1	0.74	0.24	-	65,65,65,65	0
56	MG	2a	3129	1/1	0.97	0.20	-	60,60,60,60	0
56	MG	2a	3118	1/1	0.90	0.23	-	60,60,60,60	0

Continued on next page...

Continued from previous page...

Mol	Type	Chain	Res	Atoms	RSCC	RSR	LLDF	B-factors(\AA^2)	Q<0.9
56	MG	2a	3001	1/1	0.73	0.48	-	62,62,62,62	0
56	MG	1A	3504	1/1	0.89	0.20	-	62,62,62,62	0
56	MG	2a	3219	1/1	0.92	0.13	-	62,62,62,62	0
56	MG	1A	3826	1/1	0.87	0.16	-	17,17,17,17	0
56	MG	1A	3034	1/1	0.92	0.13	-	49,49,49,49	0
56	MG	2A	3222	1/1	0.95	0.10	-	62,62,62,62	0
56	MG	2a	3003	1/1	0.86	0.64	-	55,55,55,55	0
56	MG	1a	1852	1/1	0.83	0.21	-	82,82,82,82	0
56	MG	1A	3672	1/1	0.95	0.23	-	29,29,29,29	0
56	MG	1A	3033	1/1	0.94	0.14	-	50,50,50,50	0
56	MG	1A	3978	1/1	0.97	0.30	-	36,36,36,36	0
56	MG	1A	3112	1/1	0.97	0.50	-	51,51,51,51	0
56	MG	1a	1655	1/1	0.85	0.15	-	60,60,60,60	0
56	MG	1A	3603	1/1	0.95	0.14	-	62,62,62,62	0
56	MG	1A	3334	1/1	0.93	0.19	-	73,73,73,73	0
56	MG	1A	3475	1/1	0.91	0.08	-	66,66,66,66	0
56	MG	2a	3132	1/1	0.97	0.10	-	57,57,57,57	0
56	MG	2A	3239	1/1	0.89	0.30	-	59,59,59,59	0
56	MG	1A	3543	1/1	0.96	0.14	-	46,46,46,46	0
56	MG	1a	1813	1/1	0.93	0.12	-	75,75,75,75	0
56	MG	1A	3436	1/1	0.84	0.26	-	51,51,51,51	0
56	MG	1a	1899	1/1	0.85	0.47	-	64,64,64,64	0
56	MG	1A	3421	1/1	0.95	0.31	-	38,38,38,38	0
56	MG	2A	3269	1/1	0.91	0.30	-	38,38,38,38	0
56	MG	1A	3999	1/1	0.92	0.15	-	51,51,51,51	0
56	MG	1a	1869	1/1	0.86	0.23	-	68,68,68,68	0
56	MG	1A	3926	1/1	0.97	0.16	-	51,51,51,51	0
56	MG	1A	3567	1/1	0.87	0.12	-	40,40,40,40	0
56	MG	2A	3490	1/1	0.95	0.17	-	66,66,66,66	0
56	MG	1A	3247	1/1	0.95	0.14	-	35,35,35,35	0
56	MG	2A	3540	1/1	0.96	0.23	-	46,46,46,46	0
56	MG	1A	3305	1/1	0.94	0.12	-	50,50,50,50	0
56	MG	1A	4061	1/1	0.92	0.23	-	61,61,61,61	0
56	MG	1a	1690	1/1	0.93	0.10	-	57,57,57,57	0
56	MG	1A	3897	1/1	0.69	0.28	-	60,60,60,60	0
56	MG	2A	3192	1/1	0.87	0.40	-	43,43,43,43	0
56	MG	1A	3003	1/1	0.94	0.16	-	44,44,44,44	0
56	MG	1A	3229	1/1	0.93	0.14	-	50,50,50,50	0
56	MG	2A	3347	1/1	0.98	0.06	-	56,56,56,56	0
56	MG	2A	3078	1/1	0.97	0.07	-	48,48,48,48	0
56	MG	1A	3038	1/1	0.90	0.50	-	55,55,55,55	0
56	MG	1A	3371	1/1	0.94	0.18	-	46,46,46,46	0

Continued on next page...

Continued from previous page...

Mol	Type	Chain	Res	Atoms	RSCC	RSR	LLDF	B-factors(\AA^2)	Q<0.9
56	MG	2A	3010	1/1	0.90	0.18	-	68,68,68,68	0
56	MG	1A	3819	1/1	0.95	0.07	-	43,43,43,43	0
56	MG	1A	3827	1/1	0.85	0.20	-	30,30,30,30	0
56	MG	1T	201	1/1	0.97	0.07	-	41,41,41,41	0
56	MG	2a	3192	1/1	0.96	0.12	-	61,61,61,61	0
56	MG	1A	3678	1/1	0.89	0.12	-	39,39,39,39	0
56	MG	1A	3679	1/1	0.94	0.12	-	38,38,38,38	0
56	MG	1A	3317	1/1	0.85	0.21	-	63,63,63,63	0
56	MG	1A	3754	1/1	0.93	0.34	-	39,39,39,39	0
56	MG	2A	3442	1/1	0.88	0.10	-	66,66,66,66	0
56	MG	2Q	3001	1/1	0.92	0.41	-	45,45,45,45	0
56	MG	2a	3181	1/1	0.94	0.15	-	58,58,58,58	0
56	MG	1A	3355	1/1	0.81	0.09	-	64,64,64,64	0
56	MG	2A	3235	1/1	0.92	0.21	-	57,57,57,57	0
56	MG	1A	3076	1/1	0.88	0.17	-	51,51,51,51	0
56	MG	1A	3405	1/1	0.91	0.54	-	41,41,41,41	0
56	MG	1A	3470	1/1	0.95	0.11	-	51,51,51,51	0
56	MG	1A	3880	1/1	0.93	0.18	-	38,38,38,38	0
56	MG	1a	1904	1/1	0.92	0.20	-	76,76,76,76	0
56	MG	1E	305	1/1	0.95	0.17	-	14,14,14,14	0
56	MG	2a	3167	1/1	0.85	0.36	-	59,59,59,59	0
56	MG	1a	1726	1/1	0.88	0.08	-	68,68,68,68	0
56	MG	2a	3033	1/1	0.84	0.52	-	64,64,64,64	0
56	MG	1a	1637	1/1	0.96	0.11	-	51,51,51,51	0
56	MG	2A	3197	1/1	0.68	0.15	-	63,63,63,63	0
56	MG	1a	1712	1/1	0.98	0.05	-	40,40,40,40	0
56	MG	2a	3066	1/1	0.95	0.38	-	64,64,64,64	0
56	MG	2A	3290	1/1	0.97	0.13	-	36,36,36,36	0
56	MG	1a	1848	1/1	0.94	0.23	-	77,77,77,77	0
56	MG	16	105	1/1	0.98	0.22	-	44,44,44,44	0
56	MG	2A	3131	1/1	0.82	0.11	-	56,56,56,56	0
56	MG	1A	3976	1/1	0.95	0.21	-	42,42,42,42	0
56	MG	1a	1695	1/1	0.94	0.24	-	53,53,53,53	0
56	MG	19	106	1/1	0.97	0.11	-	45,45,45,45	0
56	MG	2A	3206	1/1	0.79	0.26	-	50,50,50,50	0
56	MG	1A	3921	1/1	0.96	0.10	-	45,45,45,45	0
56	MG	1A	4003	1/1	0.94	0.21	-	44,44,44,44	0
56	MG	1A	3467	1/1	0.86	0.23	-	54,54,54,54	0
56	MG	1A	4048	1/1	0.93	0.11	-	48,48,48,48	0
56	MG	1A	3714	1/1	0.98	0.04	-	49,49,49,49	0
56	MG	1A	3895	1/1	0.97	0.08	-	40,40,40,40	0
56	MG	1a	1702	1/1	0.96	0.14	-	60,60,60,60	0

Continued on next page...

Continued from previous page...

Mol	Type	Chain	Res	Atoms	RSCC	RSR	LLDF	B-factors(\AA^2)	Q<0.9
56	MG	2A	3368	1/1	0.90	0.36	-	48,48,48,48	0
56	MG	1a	1684	1/1	0.92	0.11	-	57,57,57,57	0
56	MG	2A	3455	1/1	0.95	0.15	-	62,62,62,62	0
56	MG	1A	3456	1/1	0.82	0.17	-	71,71,71,71	0
56	MG	1a	1773	1/1	0.83	0.54	-	77,77,77,77	0
56	MG	1A	3549	1/1	0.93	0.28	-	73,73,73,73	0
56	MG	1A	3571	1/1	0.96	0.20	-	32,32,32,32	0
56	MG	1A	3889	1/1	0.95	0.17	-	55,55,55,55	0
56	MG	1A	3184	1/1	0.87	0.44	-	52,52,52,52	0
56	MG	1A	3583	1/1	0.97	0.13	-	49,49,49,49	0
56	MG	2A	3249	1/1	0.97	0.17	-	56,56,56,56	0
56	MG	1A	3029	1/1	0.89	0.34	-	71,71,71,71	0
56	MG	1a	1771	1/1	0.97	0.08	-	48,48,48,48	0
56	MG	1A	3680	1/1	0.98	0.25	-	44,44,44,44	0
56	MG	2A	3489	1/1	0.93	0.10	-	52,52,52,52	0
56	MG	1a	1676	1/1	0.98	0.09	-	55,55,55,55	0
56	MG	1A	3923	1/1	0.88	0.18	-	40,40,40,40	0
56	MG	1A	3612	1/1	0.98	0.20	-	23,23,23,23	0
56	MG	1a	1709	1/1	0.92	0.25	-	61,61,61,61	0
56	MG	1B	205	1/1	0.78	0.16	-	56,56,56,56	0
56	MG	1A	3416	1/1	0.95	0.11	-	66,66,66,66	0
56	MG	1A	3483	1/1	0.96	0.15	-	41,41,41,41	0
56	MG	1A	3724	1/1	0.98	0.16	-	38,38,38,38	0
56	MG	2A	3461	1/1	0.91	0.37	-	53,53,53,53	0
56	MG	1A	3968	1/1	0.97	0.16	-	26,26,26,26	0
56	MG	2a	3150	1/1	0.72	0.28	-	76,76,76,76	0
56	MG	2A	3022	1/1	0.98	0.15	-	46,46,46,46	0
56	MG	2z	8001	1/1	0.94	0.25	-	69,69,69,69	0
56	MG	2A	3266	1/1	0.93	0.20	-	41,41,41,41	0
56	MG	1a	1643	1/1	0.95	0.08	-	68,68,68,68	0
56	MG	2A	3325	1/1	0.96	0.11	-	48,48,48,48	0
56	MG	2A	3085	1/1	0.91	0.16	-	38,38,38,38	0
56	MG	1A	3379	1/1	0.96	0.34	-	43,43,43,43	0
56	MG	1A	3704	1/1	0.98	0.11	-	45,45,45,45	0
56	MG	2A	3224	1/1	0.72	0.34	-	73,73,73,73	0
56	MG	1a	1604	1/1	0.91	0.27	-	60,60,60,60	0
56	MG	1A	4064	1/1	0.88	0.13	-	57,57,57,57	0
56	MG	2A	3470	1/1	0.88	0.08	-	64,64,64,64	0
56	MG	2B	202	1/1	0.73	0.15	-	55,55,55,55	0
56	MG	1a	1681	1/1	0.95	0.11	-	47,47,47,47	0
56	MG	2A	3529	1/1	0.97	0.33	-	53,53,53,53	0
56	MG	2A	3298	1/1	0.85	0.17	-	52,52,52,52	0

Continued on next page...

Continued from previous page...

Mol	Type	Chain	Res	Atoms	RSCC	RSR	LLDF	B-factors(\AA^2)	Q<0.9
56	MG	1B	210	1/1	0.80	0.24	-	56,56,56,56	0
56	MG	1A	3424	1/1	0.91	0.25	-	37,37,37,37	0
56	MG	2A	3316	1/1	0.92	0.10	-	55,55,55,55	0
56	MG	1x	102	1/1	0.85	0.46	-	67,67,67,67	0
56	MG	2x	102	1/1	0.90	0.18	-	68,68,68,68	0
56	MG	1A	3556	1/1	0.93	0.27	-	58,58,58,58	0
56	MG	1A	4086	1/1	0.90	0.16	-	63,63,63,63	0
56	MG	2A	3125	1/1	0.97	0.18	-	52,52,52,52	0
56	MG	1a	1623	1/1	0.88	0.15	-	67,67,67,67	0
56	MG	1a	1668	1/1	0.80	0.21	-	63,63,63,63	0
56	MG	1m	201	1/1	0.81	0.37	-	95,95,95,95	0
56	MG	2A	3042	1/1	0.94	0.25	-	46,46,46,46	0
56	MG	2A	3429	1/1	0.99	0.10	-	53,53,53,53	0
56	MG	1a	1835	1/1	0.99	0.20	-	51,51,51,51	0
56	MG	2a	3110	1/1	0.99	0.10	-	55,55,55,55	0
56	MG	1A	4017	1/1	0.95	0.14	-	61,61,61,61	0
56	MG	1A	3573	1/1	0.97	0.09	-	41,41,41,41	0
56	MG	1a	1603	1/1	0.87	0.30	-	69,69,69,69	0
56	MG	1A	3970	1/1	0.88	0.35	-	64,64,64,64	0
56	MG	1A	3854	1/1	0.94	0.10	-	42,42,42,42	0
56	MG	1A	3774	1/1	0.90	0.12	-	43,43,43,43	0
56	MG	1A	3314	1/1	0.88	0.18	-	51,51,51,51	0
56	MG	10	103	1/1	0.91	0.23	-	62,62,62,62	0
56	MG	1A	3309	1/1	0.97	0.18	-	59,59,59,59	0
56	MG	2A	3132	1/1	0.94	0.11	-	45,45,45,45	0
56	MG	2A	3114	1/1	0.78	0.26	-	50,50,50,50	0
56	MG	1A	3940	1/1	0.86	0.21	-	65,65,65,65	0
56	MG	1A	3051	1/1	0.91	0.61	-	47,47,47,47	0
56	MG	1a	1756	1/1	0.58	0.49	-	58,58,58,58	0
56	MG	2A	3133	1/1	0.93	0.11	-	35,35,35,35	0
56	MG	1A	4078	1/1	0.91	0.40	-	65,65,65,65	0
56	MG	2B	210	1/1	0.85	0.34	-	65,65,65,65	0
56	MG	1a	1782	1/1	0.94	0.10	-	73,73,73,73	0
56	MG	1A	3008	1/1	0.91	0.22	-	51,51,51,51	0
56	MG	2A	3501	1/1	0.93	0.20	-	37,37,37,37	0
56	MG	1A	3173	1/1	0.89	0.19	-	40,40,40,40	0
56	MG	2A	3427	1/1	0.95	0.32	-	54,54,54,54	0
56	MG	2a	3206	1/1	0.68	0.17	-	56,56,56,56	0
56	MG	2A	3331	1/1	0.98	0.18	-	45,45,45,45	0
56	MG	2A	3495	1/1	0.93	0.30	-	60,60,60,60	0
56	MG	1a	1819	1/1	0.91	0.26	-	73,73,73,73	0
56	MG	1a	1901	1/1	0.97	0.10	-	47,47,47,47	0

Continued on next page...

Continued from previous page...

Mol	Type	Chain	Res	Atoms	RSCC	RSR	LLDF	B-factors(\AA^2)	Q<0.9
56	MG	14	502	1/1	0.61	0.25	-	64,64,64,64	0
56	MG	2a	3036	1/1	0.85	0.16	-	59,59,59,59	0
56	MG	2a	3076	1/1	0.84	0.47	-	65,65,65,65	0
56	MG	1A	3139	1/1	0.93	0.08	-	52,52,52,52	0
56	MG	1A	3049	1/1	0.93	0.10	-	37,37,37,37	0
56	MG	2A	3454	1/1	0.97	0.07	-	57,57,57,57	0
56	MG	1A	4036	1/1	0.85	0.19	-	54,54,54,54	0
56	MG	2a	3172	1/1	0.99	0.08	-	42,42,42,42	0
56	MG	1a	1825	1/1	0.81	0.31	-	73,73,73,73	0
56	MG	1A	3125	1/1	0.84	0.21	-	52,52,52,52	0
56	MG	1A	4012	1/1	0.94	0.14	-	47,47,47,47	0
56	MG	2a	3170	1/1	0.95	0.22	-	72,72,72,72	0
56	MG	2A	3291	1/1	0.96	0.19	-	37,37,37,37	0
56	MG	1A	3186	1/1	0.87	0.30	-	24,24,24,24	0
56	MG	2a	3213	1/1	0.92	0.10	-	71,71,71,71	0
56	MG	2A	3350	1/1	0.98	0.14	-	62,62,62,62	0
56	MG	1A	3873	1/1	0.85	0.20	-	41,41,41,41	0
56	MG	1A	3151	1/1	0.92	0.15	-	45,45,45,45	0
56	MG	1a	1653	1/1	0.82	0.18	-	56,56,56,56	0
56	MG	1a	1780	1/1	0.91	0.08	-	56,56,56,56	0
56	MG	1a	1732	1/1	0.94	0.47	-	63,63,63,63	0
56	MG	1A	3378	1/1	0.98	0.13	-	35,35,35,35	0
56	MG	1A	3451	1/1	0.83	0.45	-	66,66,66,66	0
56	MG	1A	3146	1/1	0.64	0.24	-	62,62,62,62	0
56	MG	1A	3697	1/1	0.93	0.11	-	41,41,41,41	0
56	MG	1a	1628	1/1	0.77	0.29	-	57,57,57,57	0
56	MG	2A	3098	1/1	0.95	0.17	-	41,41,41,41	0
56	MG	1A	3323	1/1	0.94	0.16	-	41,41,41,41	0
56	MG	1a	1801	1/1	0.94	0.12	-	65,65,65,65	0
56	MG	1A	3570	1/1	0.98	0.13	-	46,46,46,46	0
56	MG	1A	3522	1/1	0.91	0.07	-	50,50,50,50	0
56	MG	1H	3001	1/1	0.94	0.26	-	35,35,35,35	0
56	MG	2a	3183	1/1	0.95	0.08	-	60,60,60,60	0
56	MG	1A	3085	1/1	0.91	0.14	-	48,48,48,48	0
56	MG	2a	3125	1/1	0.96	0.18	-	33,33,33,33	0
56	MG	2a	3144	1/1	0.97	0.14	-	66,66,66,66	0
56	MG	1E	309	1/1	0.98	0.04	-	54,54,54,54	0
56	MG	2a	3022	1/1	0.76	0.16	-	77,77,77,77	0
56	MG	1A	4001	1/1	0.98	0.15	-	35,35,35,35	0
56	MG	2A	3464	1/1	0.95	0.12	-	35,35,35,35	0
56	MG	1A	3491	1/1	0.81	0.15	-	54,54,54,54	0
56	MG	1a	1857	1/1	0.98	0.09	-	71,71,71,71	0

Continued on next page...

Continued from previous page...

Mol	Type	Chain	Res	Atoms	RSCC	RSR	LLDF	B-factors(\AA^2)	Q<0.9
56	MG	2A	3401	1/1	0.89	0.29	-	70,70,70,70	0
56	MG	2A	3067	1/1	0.96	0.13	-	49,49,49,49	0
56	MG	2A	3472	1/1	0.97	0.13	-	50,50,50,50	0
56	MG	1A	3453	1/1	0.88	0.30	-	72,72,72,72	0
56	MG	2a	3006	1/1	0.54	0.13	-	77,77,77,77	0
56	MG	1A	3552	1/1	0.91	0.22	-	51,51,51,51	0
56	MG	1A	3694	1/1	0.98	0.09	-	28,28,28,28	0
56	MG	2A	3065	1/1	0.70	0.17	-	55,55,55,55	0
56	MG	2A	3303	1/1	0.95	0.20	-	30,30,30,30	0
56	MG	1A	3400	1/1	0.90	0.22	-	37,37,37,37	0
56	MG	10	105	1/1	0.86	0.34	-	52,52,52,52	0
56	MG	1A	3454	1/1	0.96	0.22	-	64,64,64,64	0
56	MG	1a	1647	1/1	0.91	0.28	-	53,53,53,53	0
56	MG	1a	1810	1/1	0.93	0.18	-	59,59,59,59	0
56	MG	1A	3011	1/1	0.81	0.23	-	47,47,47,47	0
56	MG	13	102	1/1	0.98	0.15	-	46,46,46,46	0
56	MG	1a	1816	1/1	0.78	0.24	-	76,76,76,76	0
56	MG	1a	1883	1/1	0.96	0.12	-	53,53,53,53	0
56	MG	1A	3550	1/1	0.91	0.20	-	68,68,68,68	0
56	MG	1A	3623	1/1	0.97	0.18	-	45,45,45,45	0
56	MG	2a	3134	1/1	0.95	0.19	-	55,55,55,55	0
56	MG	1A	3231	1/1	0.95	0.14	-	42,42,42,42	0
56	MG	2A	3405	1/1	0.95	0.13	-	46,46,46,46	0
56	MG	1A	3957	1/1	0.96	0.26	-	34,34,34,34	0
56	MG	1A	3052	1/1	0.91	0.22	-	51,51,51,51	0
56	MG	2A	3070	1/1	0.94	0.60	-	53,53,53,53	0
56	MG	2a	3229	1/1	0.83	0.21	-	57,57,57,57	0
56	MG	1a	1656	1/1	0.92	0.25	-	84,84,84,84	0
56	MG	2A	3071	1/1	0.77	0.26	-	46,46,46,46	0
56	MG	2A	3351	1/1	0.98	0.07	-	49,49,49,49	0
56	MG	2A	3069	1/1	0.97	0.28	-	42,42,42,42	0
56	MG	1A	3830	1/1	0.95	0.09	-	34,34,34,34	0
56	MG	1A	3433	1/1	0.78	0.21	-	51,51,51,51	0
56	MG	1A	3722	1/1	0.99	0.08	-	49,49,49,49	0
56	MG	2a	3037	1/1	0.98	0.20	-	50,50,50,50	0
56	MG	2a	3237	1/1	0.97	0.11	-	59,59,59,59	0
56	MG	2A	3507	1/1	0.98	0.09	-	38,38,38,38	0
56	MG	1A	3941	1/1	0.77	0.19	-	60,60,60,60	0
56	MG	1A	3419	1/1	0.94	0.39	-	52,52,52,52	0
56	MG	2A	3213	1/1	0.92	0.20	-	42,42,42,42	0
56	MG	1A	3175	1/1	0.97	0.41	-	43,43,43,43	0
56	MG	2a	3021	1/1	0.99	0.18	-	58,58,58,58	0

Continued on next page...

Continued from previous page...

Mol	Type	Chain	Res	Atoms	RSCC	RSR	LLDF	B-factors(\AA^2)	Q<0.9
56	MG	2A	3491	1/1	0.94	0.20	-	46,46,46,46	0
56	MG	2A	3112	1/1	0.88	0.16	-	59,59,59,59	0
56	MG	1A	3077	1/1	0.94	0.25	-	48,48,48,48	0
56	MG	2A	3168	1/1	0.95	0.19	-	33,33,33,33	0
56	MG	1A	3010	1/1	0.94	0.12	-	66,66,66,66	0
56	MG	2A	3417	1/1	0.96	0.12	-	44,44,44,44	0
56	MG	1A	3362	1/1	0.94	0.20	-	49,49,49,49	0
56	MG	2A	3264	1/1	0.96	0.23	-	29,29,29,29	0
56	MG	1A	3100	1/1	0.87	0.19	-	51,51,51,51	0
56	MG	1A	3357	1/1	0.87	0.13	-	54,54,54,54	0
56	MG	1A	3597	1/1	0.95	0.10	-	71,71,71,71	0
56	MG	1A	3202	1/1	0.96	0.47	-	50,50,50,50	0
56	MG	2A	3160	1/1	0.91	0.13	-	49,49,49,49	0

6.5 Other polymers [i](#)

There are no such residues in this entry.