



wwPDB X-ray Structure Validation Summary Report ⓘ

Feb 1, 2016 – 05:40 PM GMT

PDB ID : 4IZN
Title : Structure of pcDronpa-A69T mutant
Authors : De Zitter, E.; Nguyen Bich, N.; Van Meervelt, L.; Moeyaert, B.
Deposited on : 2013-01-30
Resolution : 2.15 Å(reported)

This is a wwPDB X-ray Structure Validation Summary Report for a publicly released PDB entry.
We welcome your comments at validation@mail.wwpdb.org
A user guide is available at
<http://wwpdb.org/validation/2016/XrayValidationReportHelp>
with specific help available everywhere you see the ⓘ symbol.

The following versions of software and data (see [references ⓘ](#)) were used in the production of this report:

MolProbity : 4.02b-467
Mogul : 1.7 (RC4), CSD as536be (2015)
Xtriage (Phenix) : 1.9-1692
EDS : rb-20026688
Percentile statistics : 20151230.v01 (using entries in the PDB archive December 30th 2015)
Refmac : 5.8.0135
CCP4 : 6.5.0
Ideal geometry (proteins) : Engh & Huber (2001)
Ideal geometry (DNA, RNA) : Parkinson et al. (1996)
Validation Pipeline (wwPDB-VP) : trunk26865

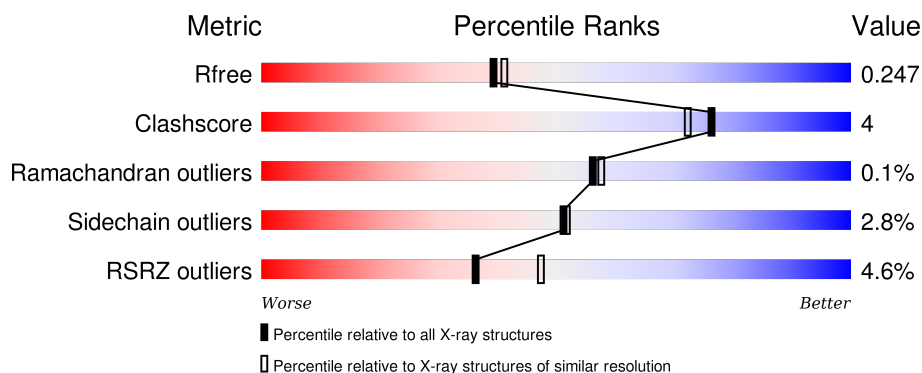
1 Overall quality at a glance

The following experimental techniques were used to determine the structure:

X-RAY DIFFRACTION

The reported resolution of this entry is 2.15 Å.

Percentile scores (ranging between 0-100) for global validation metrics of the entry are shown in the following graphic. The table shows the number of entries on which the scores are based.



Metric	Whole archive (#Entries)	Similar resolution (#Entries, resolution range(Å))
R_{free}	91344	1045 (2.16-2.16)
Clashscore	102246	1152 (2.16-2.16)
Ramachandran outliers	100387	1131 (2.16-2.16)
Sidechain outliers	100360	1131 (2.16-2.16)
RSRZ outliers	91569	1050 (2.16-2.16)

The table below summarises the geometric issues observed across the polymeric chains and their fit to the electron density. The red, orange, yellow and green segments on the lower bar indicate the fraction of residues that contain outliers for ≥ 3 , 2, 1 and 0 types of geometric quality criteria. A grey segment represents the fraction of residues that are not modelled. The numeric value for each fraction is indicated below the corresponding segment, with a dot representing fractions $\leq 5\%$. The upper red bar (where present) indicates the fraction of residues that have poor fit to the electron density. The numeric value is given above the bar.

Mol	Chain	Length	Quality of chain
1	A	255	<div> <div>11%</div> <div> <div></div> <div>75%</div> <div>11%</div> <div>15%</div> </div> </div>
1	B	255	<div> <div>3%</div> <div> <div></div> <div>75%</div> <div>9%</div> <div>15%</div> </div> </div>
1	C	255	<div> <div>7%</div> <div> <div></div> <div>73%</div> <div>12%</div> <div>15%</div> </div> </div>
1	D	255	<div> <div>2%</div> <div> <div></div> <div>74%</div> <div>11%</div> <div>15%</div> </div> </div>
1	E	255	<div> <div>3%</div> <div> <div></div> <div>78%</div> <div>7%</div> <div>15%</div> </div> </div>

Continued on next page...

Continued from previous page...

Mol	Chain	Length	Quality of chain
1	F	255	
1	G	255	
1	H	255	
1	I	255	
1	J	255	
1	K	255	
1	L	255	

The following table lists non-polymeric compounds, carbohydrate monomers and non-standard residues in protein, DNA, RNA chains that are outliers for geometric or electron-density-fit criteria:

Mol	Type	Chain	Res	Chirality	Geometry	Clashes	Electron density
2	K	B	301	-	-	-	X

2 Entry composition

There are 3 unique types of molecules in this entry. The entry contains 22725 atoms, of which 0 are hydrogens and 0 are deuteriums.

In the tables below, the ZeroOcc column contains the number of atoms modelled with zero occupancy, the AltConf column contains the number of residues with at least one atom in alternate conformation and the Trace column contains the number of residues modelled with at most 2 atoms.

- Molecule 1 is a protein called Fluorescent protein Dronpa.

Mol	Chain	Residues	Atoms					ZeroOcc	AltConf	Trace
1	A	218	Total	C	N	O	S	0	4	0
			1759	1126	296	328	9			
1	B	218	Total	C	N	O	S	0	4	0
			1781	1141	301	329	10			
1	C	217	Total	C	N	O	S	0	4	0
			1755	1124	297	325	9			
1	D	218	Total	C	N	O	S	0	2	0
			1758	1125	296	328	9			
1	E	218	Total	C	N	O	S	0	3	0
			1773	1136	300	328	9			
1	F	218	Total	C	N	O	S	0	3	0
			1771	1134	299	328	10			
1	G	218	Total	C	N	O	S	0	3	0
			1773	1136	300	328	9			
1	H	217	Total	C	N	O	S	0	4	0
			1760	1125	296	330	9			
1	I	217	Total	C	N	O	S	0	5	0
			1773	1136	298	330	9			
1	J	218	Total	C	N	O	S	0	3	0
			1770	1133	298	329	10			
1	K	218	Total	C	N	O	S	0	6	0
			1792	1147	303	333	9			
1	L	218	Total	C	N	O	S	0	2	0
			1767	1132	298	327	10			

There are 492 discrepancies between the modelled and reference sequences:

Chain	Residue	Modelled	Actual	Comment	Reference
A	-32	MET	-	EXPRESSION TAG	UNP Q5TLG6
A	-31	ARG	-	EXPRESSION TAG	UNP Q5TLG6
A	-30	GLY	-	EXPRESSION TAG	UNP Q5TLG6
A	-29	SER	-	EXPRESSION TAG	UNP Q5TLG6
A	-28	HIS	-	EXPRESSION TAG	UNP Q5TLG6

Continued on next page...

Continued from previous page...

Chain	Residue	Modelled	Actual	Comment	Reference
A	-27	HIS	-	EXPRESSION TAG	UNP Q5TLG6
A	-26	HIS	-	EXPRESSION TAG	UNP Q5TLG6
A	-25	HIS	-	EXPRESSION TAG	UNP Q5TLG6
A	-24	HIS	-	EXPRESSION TAG	UNP Q5TLG6
A	-23	HIS	-	EXPRESSION TAG	UNP Q5TLG6
A	-22	GLY	-	EXPRESSION TAG	UNP Q5TLG6
A	-21	MET	-	EXPRESSION TAG	UNP Q5TLG6
A	-20	ALA	-	EXPRESSION TAG	UNP Q5TLG6
A	-19	SER	-	EXPRESSION TAG	UNP Q5TLG6
A	-18	MET	-	EXPRESSION TAG	UNP Q5TLG6
A	-17	THR	-	EXPRESSION TAG	UNP Q5TLG6
A	-16	GLY	-	EXPRESSION TAG	UNP Q5TLG6
A	-15	GLY	-	EXPRESSION TAG	UNP Q5TLG6
A	-14	GLN	-	EXPRESSION TAG	UNP Q5TLG6
A	-13	GLN	-	EXPRESSION TAG	UNP Q5TLG6
A	-12	MET	-	EXPRESSION TAG	UNP Q5TLG6
A	-11	GLY	-	EXPRESSION TAG	UNP Q5TLG6
A	-10	ARG	-	EXPRESSION TAG	UNP Q5TLG6
A	-9	ASN	-	EXPRESSION TAG	UNP Q5TLG6
A	-8	LEU	-	EXPRESSION TAG	UNP Q5TLG6
A	-7	TYR	-	EXPRESSION TAG	UNP Q5TLG6
A	-6	ASP	-	EXPRESSION TAG	UNP Q5TLG6
A	-5	ASP	-	EXPRESSION TAG	UNP Q5TLG6
A	-4	ASP	-	EXPRESSION TAG	UNP Q5TLG6
A	-3	ASP	-	EXPRESSION TAG	UNP Q5TLG6
A	-2	LYS	-	EXPRESSION TAG	UNP Q5TLG6
A	-1	ASP	-	EXPRESSION TAG	UNP Q5TLG6
A	0	PRO	-	EXPRESSION TAG	UNP Q5TLG6
A	60	ALA	VAL	ENGINEERED MUTATION	UNP Q5TLG6
A	64	CR8	CYS	CHROMOPHORE	UNP Q5TLG6
A	64	CR8	TYR	CHROMOPHORE	UNP Q5TLG6
A	64	CR8	GLY	CHROMOPHORE	UNP Q5TLG6
A	69	THR	ALA	ENGINEERED MUTATION	UNP Q5TLG6
A	94	SER	ASN	ENGINEERED MUTATION	UNP Q5TLG6
A	102	ILE	ASN	ENGINEERED MUTATION	UNP Q5TLG6
A	218	GLY	GLU	ENGINEERED MUTATION	UNP Q5TLG6
B	-32	MET	-	EXPRESSION TAG	UNP Q5TLG6
B	-31	ARG	-	EXPRESSION TAG	UNP Q5TLG6
B	-30	GLY	-	EXPRESSION TAG	UNP Q5TLG6
B	-29	SER	-	EXPRESSION TAG	UNP Q5TLG6
B	-28	HIS	-	EXPRESSION TAG	UNP Q5TLG6
B	-27	HIS	-	EXPRESSION TAG	UNP Q5TLG6

Continued on next page...

Continued from previous page...

Chain	Residue	Modelled	Actual	Comment	Reference
B	-26	HIS	-	EXPRESSION TAG	UNP Q5TLG6
B	-25	HIS	-	EXPRESSION TAG	UNP Q5TLG6
B	-24	HIS	-	EXPRESSION TAG	UNP Q5TLG6
B	-23	HIS	-	EXPRESSION TAG	UNP Q5TLG6
B	-22	GLY	-	EXPRESSION TAG	UNP Q5TLG6
B	-21	MET	-	EXPRESSION TAG	UNP Q5TLG6
B	-20	ALA	-	EXPRESSION TAG	UNP Q5TLG6
B	-19	SER	-	EXPRESSION TAG	UNP Q5TLG6
B	-18	MET	-	EXPRESSION TAG	UNP Q5TLG6
B	-17	THR	-	EXPRESSION TAG	UNP Q5TLG6
B	-16	GLY	-	EXPRESSION TAG	UNP Q5TLG6
B	-15	GLY	-	EXPRESSION TAG	UNP Q5TLG6
B	-14	GLN	-	EXPRESSION TAG	UNP Q5TLG6
B	-13	GLN	-	EXPRESSION TAG	UNP Q5TLG6
B	-12	MET	-	EXPRESSION TAG	UNP Q5TLG6
B	-11	GLY	-	EXPRESSION TAG	UNP Q5TLG6
B	-10	ARG	-	EXPRESSION TAG	UNP Q5TLG6
B	-9	ASN	-	EXPRESSION TAG	UNP Q5TLG6
B	-8	LEU	-	EXPRESSION TAG	UNP Q5TLG6
B	-7	TYR	-	EXPRESSION TAG	UNP Q5TLG6
B	-6	ASP	-	EXPRESSION TAG	UNP Q5TLG6
B	-5	ASP	-	EXPRESSION TAG	UNP Q5TLG6
B	-4	ASP	-	EXPRESSION TAG	UNP Q5TLG6
B	-3	ASP	-	EXPRESSION TAG	UNP Q5TLG6
B	-2	LYS	-	EXPRESSION TAG	UNP Q5TLG6
B	-1	ASP	-	EXPRESSION TAG	UNP Q5TLG6
B	0	PRO	-	EXPRESSION TAG	UNP Q5TLG6
B	60	ALA	VAL	ENGINEERED MUTATION	UNP Q5TLG6
B	64	CR8	CYS	CHROMOPHORE	UNP Q5TLG6
B	64	CR8	TYR	CHROMOPHORE	UNP Q5TLG6
B	64	CR8	GLY	CHROMOPHORE	UNP Q5TLG6
B	69	THR	ALA	ENGINEERED MUTATION	UNP Q5TLG6
B	94	SER	ASN	ENGINEERED MUTATION	UNP Q5TLG6
B	102	ILE	ASN	ENGINEERED MUTATION	UNP Q5TLG6
B	218	GLY	GLU	ENGINEERED MUTATION	UNP Q5TLG6
C	-32	MET	-	EXPRESSION TAG	UNP Q5TLG6
C	-31	ARG	-	EXPRESSION TAG	UNP Q5TLG6
C	-30	GLY	-	EXPRESSION TAG	UNP Q5TLG6
C	-29	SER	-	EXPRESSION TAG	UNP Q5TLG6
C	-28	HIS	-	EXPRESSION TAG	UNP Q5TLG6
C	-27	HIS	-	EXPRESSION TAG	UNP Q5TLG6
C	-26	HIS	-	EXPRESSION TAG	UNP Q5TLG6

Continued on next page...

Continued from previous page...

Chain	Residue	Modelled	Actual	Comment	Reference
C	-25	HIS	-	EXPRESSION TAG	UNP Q5TLG6
C	-24	HIS	-	EXPRESSION TAG	UNP Q5TLG6
C	-23	HIS	-	EXPRESSION TAG	UNP Q5TLG6
C	-22	GLY	-	EXPRESSION TAG	UNP Q5TLG6
C	-21	MET	-	EXPRESSION TAG	UNP Q5TLG6
C	-20	ALA	-	EXPRESSION TAG	UNP Q5TLG6
C	-19	SER	-	EXPRESSION TAG	UNP Q5TLG6
C	-18	MET	-	EXPRESSION TAG	UNP Q5TLG6
C	-17	THR	-	EXPRESSION TAG	UNP Q5TLG6
C	-16	GLY	-	EXPRESSION TAG	UNP Q5TLG6
C	-15	GLY	-	EXPRESSION TAG	UNP Q5TLG6
C	-14	GLN	-	EXPRESSION TAG	UNP Q5TLG6
C	-13	GLN	-	EXPRESSION TAG	UNP Q5TLG6
C	-12	MET	-	EXPRESSION TAG	UNP Q5TLG6
C	-11	GLY	-	EXPRESSION TAG	UNP Q5TLG6
C	-10	ARG	-	EXPRESSION TAG	UNP Q5TLG6
C	-9	ASN	-	EXPRESSION TAG	UNP Q5TLG6
C	-8	LEU	-	EXPRESSION TAG	UNP Q5TLG6
C	-7	TYR	-	EXPRESSION TAG	UNP Q5TLG6
C	-6	ASP	-	EXPRESSION TAG	UNP Q5TLG6
C	-5	ASP	-	EXPRESSION TAG	UNP Q5TLG6
C	-4	ASP	-	EXPRESSION TAG	UNP Q5TLG6
C	-3	ASP	-	EXPRESSION TAG	UNP Q5TLG6
C	-2	LYS	-	EXPRESSION TAG	UNP Q5TLG6
C	-1	ASP	-	EXPRESSION TAG	UNP Q5TLG6
C	0	PRO	-	EXPRESSION TAG	UNP Q5TLG6
C	60	ALA	VAL	ENGINEERED MUTATION	UNP Q5TLG6
C	64	CR8	CYS	CHROMOPHORE	UNP Q5TLG6
C	64	CR8	TYR	CHROMOPHORE	UNP Q5TLG6
C	64	CR8	GLY	CHROMOPHORE	UNP Q5TLG6
C	69	THR	ALA	ENGINEERED MUTATION	UNP Q5TLG6
C	94	SER	ASN	ENGINEERED MUTATION	UNP Q5TLG6
C	102	ILE	ASN	ENGINEERED MUTATION	UNP Q5TLG6
C	218	GLY	GLU	ENGINEERED MUTATION	UNP Q5TLG6
D	-32	MET	-	EXPRESSION TAG	UNP Q5TLG6
D	-31	ARG	-	EXPRESSION TAG	UNP Q5TLG6
D	-30	GLY	-	EXPRESSION TAG	UNP Q5TLG6
D	-29	SER	-	EXPRESSION TAG	UNP Q5TLG6
D	-28	HIS	-	EXPRESSION TAG	UNP Q5TLG6
D	-27	HIS	-	EXPRESSION TAG	UNP Q5TLG6
D	-26	HIS	-	EXPRESSION TAG	UNP Q5TLG6
D	-25	HIS	-	EXPRESSION TAG	UNP Q5TLG6

Continued on next page...

Continued from previous page...

Chain	Residue	Modelled	Actual	Comment	Reference
D	-24	HIS	-	EXPRESSION TAG	UNP Q5TLG6
D	-23	HIS	-	EXPRESSION TAG	UNP Q5TLG6
D	-22	GLY	-	EXPRESSION TAG	UNP Q5TLG6
D	-21	MET	-	EXPRESSION TAG	UNP Q5TLG6
D	-20	ALA	-	EXPRESSION TAG	UNP Q5TLG6
D	-19	SER	-	EXPRESSION TAG	UNP Q5TLG6
D	-18	MET	-	EXPRESSION TAG	UNP Q5TLG6
D	-17	THR	-	EXPRESSION TAG	UNP Q5TLG6
D	-16	GLY	-	EXPRESSION TAG	UNP Q5TLG6
D	-15	GLY	-	EXPRESSION TAG	UNP Q5TLG6
D	-14	GLN	-	EXPRESSION TAG	UNP Q5TLG6
D	-13	GLN	-	EXPRESSION TAG	UNP Q5TLG6
D	-12	MET	-	EXPRESSION TAG	UNP Q5TLG6
D	-11	GLY	-	EXPRESSION TAG	UNP Q5TLG6
D	-10	ARG	-	EXPRESSION TAG	UNP Q5TLG6
D	-9	ASN	-	EXPRESSION TAG	UNP Q5TLG6
D	-8	LEU	-	EXPRESSION TAG	UNP Q5TLG6
D	-7	TYR	-	EXPRESSION TAG	UNP Q5TLG6
D	-6	ASP	-	EXPRESSION TAG	UNP Q5TLG6
D	-5	ASP	-	EXPRESSION TAG	UNP Q5TLG6
D	-4	ASP	-	EXPRESSION TAG	UNP Q5TLG6
D	-3	ASP	-	EXPRESSION TAG	UNP Q5TLG6
D	-2	LYS	-	EXPRESSION TAG	UNP Q5TLG6
D	-1	ASP	-	EXPRESSION TAG	UNP Q5TLG6
D	0	PRO	-	EXPRESSION TAG	UNP Q5TLG6
D	60	ALA	VAL	ENGINEERED MUTATION	UNP Q5TLG6
D	64	CR8	CYS	CHROMOPHORE	UNP Q5TLG6
D	64	CR8	TYR	CHROMOPHORE	UNP Q5TLG6
D	64	CR8	GLY	CHROMOPHORE	UNP Q5TLG6
D	69	THR	ALA	ENGINEERED MUTATION	UNP Q5TLG6
D	94	SER	ASN	ENGINEERED MUTATION	UNP Q5TLG6
D	102	ILE	ASN	ENGINEERED MUTATION	UNP Q5TLG6
D	218	GLY	GLU	ENGINEERED MUTATION	UNP Q5TLG6
E	-32	MET	-	EXPRESSION TAG	UNP Q5TLG6
E	-31	ARG	-	EXPRESSION TAG	UNP Q5TLG6
E	-30	GLY	-	EXPRESSION TAG	UNP Q5TLG6
E	-29	SER	-	EXPRESSION TAG	UNP Q5TLG6
E	-28	HIS	-	EXPRESSION TAG	UNP Q5TLG6
E	-27	HIS	-	EXPRESSION TAG	UNP Q5TLG6
E	-26	HIS	-	EXPRESSION TAG	UNP Q5TLG6
E	-25	HIS	-	EXPRESSION TAG	UNP Q5TLG6
E	-24	HIS	-	EXPRESSION TAG	UNP Q5TLG6

Continued on next page...

Continued from previous page...

Chain	Residue	Modelled	Actual	Comment	Reference
E	-23	HIS	-	EXPRESSION TAG	UNP Q5TLG6
E	-22	GLY	-	EXPRESSION TAG	UNP Q5TLG6
E	-21	MET	-	EXPRESSION TAG	UNP Q5TLG6
E	-20	ALA	-	EXPRESSION TAG	UNP Q5TLG6
E	-19	SER	-	EXPRESSION TAG	UNP Q5TLG6
E	-18	MET	-	EXPRESSION TAG	UNP Q5TLG6
E	-17	THR	-	EXPRESSION TAG	UNP Q5TLG6
E	-16	GLY	-	EXPRESSION TAG	UNP Q5TLG6
E	-15	GLY	-	EXPRESSION TAG	UNP Q5TLG6
E	-14	GLN	-	EXPRESSION TAG	UNP Q5TLG6
E	-13	GLN	-	EXPRESSION TAG	UNP Q5TLG6
E	-12	MET	-	EXPRESSION TAG	UNP Q5TLG6
E	-11	GLY	-	EXPRESSION TAG	UNP Q5TLG6
E	-10	ARG	-	EXPRESSION TAG	UNP Q5TLG6
E	-9	ASN	-	EXPRESSION TAG	UNP Q5TLG6
E	-8	LEU	-	EXPRESSION TAG	UNP Q5TLG6
E	-7	TYR	-	EXPRESSION TAG	UNP Q5TLG6
E	-6	ASP	-	EXPRESSION TAG	UNP Q5TLG6
E	-5	ASP	-	EXPRESSION TAG	UNP Q5TLG6
E	-4	ASP	-	EXPRESSION TAG	UNP Q5TLG6
E	-3	ASP	-	EXPRESSION TAG	UNP Q5TLG6
E	-2	LYS	-	EXPRESSION TAG	UNP Q5TLG6
E	-1	ASP	-	EXPRESSION TAG	UNP Q5TLG6
E	0	PRO	-	EXPRESSION TAG	UNP Q5TLG6
E	60	ALA	VAL	ENGINEERED MUTATION	UNP Q5TLG6
E	64	CR8	CYS	CHROMOPHORE	UNP Q5TLG6
E	64	CR8	TYR	CHROMOPHORE	UNP Q5TLG6
E	64	CR8	GLY	CHROMOPHORE	UNP Q5TLG6
E	69	THR	ALA	ENGINEERED MUTATION	UNP Q5TLG6
E	94	SER	ASN	ENGINEERED MUTATION	UNP Q5TLG6
E	102	ILE	ASN	ENGINEERED MUTATION	UNP Q5TLG6
E	218	GLY	GLU	ENGINEERED MUTATION	UNP Q5TLG6
F	-32	MET	-	EXPRESSION TAG	UNP Q5TLG6
F	-31	ARG	-	EXPRESSION TAG	UNP Q5TLG6
F	-30	GLY	-	EXPRESSION TAG	UNP Q5TLG6
F	-29	SER	-	EXPRESSION TAG	UNP Q5TLG6
F	-28	HIS	-	EXPRESSION TAG	UNP Q5TLG6
F	-27	HIS	-	EXPRESSION TAG	UNP Q5TLG6
F	-26	HIS	-	EXPRESSION TAG	UNP Q5TLG6
F	-25	HIS	-	EXPRESSION TAG	UNP Q5TLG6
F	-24	HIS	-	EXPRESSION TAG	UNP Q5TLG6
F	-23	HIS	-	EXPRESSION TAG	UNP Q5TLG6

Continued on next page...

Continued from previous page...

Chain	Residue	Modelled	Actual	Comment	Reference
F	-22	GLY	-	EXPRESSION TAG	UNP Q5TLG6
F	-21	MET	-	EXPRESSION TAG	UNP Q5TLG6
F	-20	ALA	-	EXPRESSION TAG	UNP Q5TLG6
F	-19	SER	-	EXPRESSION TAG	UNP Q5TLG6
F	-18	MET	-	EXPRESSION TAG	UNP Q5TLG6
F	-17	THR	-	EXPRESSION TAG	UNP Q5TLG6
F	-16	GLY	-	EXPRESSION TAG	UNP Q5TLG6
F	-15	GLY	-	EXPRESSION TAG	UNP Q5TLG6
F	-14	GLN	-	EXPRESSION TAG	UNP Q5TLG6
F	-13	GLN	-	EXPRESSION TAG	UNP Q5TLG6
F	-12	MET	-	EXPRESSION TAG	UNP Q5TLG6
F	-11	GLY	-	EXPRESSION TAG	UNP Q5TLG6
F	-10	ARG	-	EXPRESSION TAG	UNP Q5TLG6
F	-9	ASN	-	EXPRESSION TAG	UNP Q5TLG6
F	-8	LEU	-	EXPRESSION TAG	UNP Q5TLG6
F	-7	TYR	-	EXPRESSION TAG	UNP Q5TLG6
F	-6	ASP	-	EXPRESSION TAG	UNP Q5TLG6
F	-5	ASP	-	EXPRESSION TAG	UNP Q5TLG6
F	-4	ASP	-	EXPRESSION TAG	UNP Q5TLG6
F	-3	ASP	-	EXPRESSION TAG	UNP Q5TLG6
F	-2	LYS	-	EXPRESSION TAG	UNP Q5TLG6
F	-1	ASP	-	EXPRESSION TAG	UNP Q5TLG6
F	0	PRO	-	EXPRESSION TAG	UNP Q5TLG6
F	60	ALA	VAL	ENGINEERED MUTATION	UNP Q5TLG6
F	64	CR8	CYS	CHROMOPHORE	UNP Q5TLG6
F	64	CR8	TYR	CHROMOPHORE	UNP Q5TLG6
F	64	CR8	GLY	CHROMOPHORE	UNP Q5TLG6
F	69	THR	ALA	ENGINEERED MUTATION	UNP Q5TLG6
F	94	SER	ASN	ENGINEERED MUTATION	UNP Q5TLG6
F	102	ILE	ASN	ENGINEERED MUTATION	UNP Q5TLG6
F	218	GLY	GLU	ENGINEERED MUTATION	UNP Q5TLG6
G	-32	MET	-	EXPRESSION TAG	UNP Q5TLG6
G	-31	ARG	-	EXPRESSION TAG	UNP Q5TLG6
G	-30	GLY	-	EXPRESSION TAG	UNP Q5TLG6
G	-29	SER	-	EXPRESSION TAG	UNP Q5TLG6
G	-28	HIS	-	EXPRESSION TAG	UNP Q5TLG6
G	-27	HIS	-	EXPRESSION TAG	UNP Q5TLG6
G	-26	HIS	-	EXPRESSION TAG	UNP Q5TLG6
G	-25	HIS	-	EXPRESSION TAG	UNP Q5TLG6
G	-24	HIS	-	EXPRESSION TAG	UNP Q5TLG6
G	-23	HIS	-	EXPRESSION TAG	UNP Q5TLG6
G	-22	GLY	-	EXPRESSION TAG	UNP Q5TLG6

Continued on next page...

Continued from previous page...

Chain	Residue	Modelled	Actual	Comment	Reference
G	-21	MET	-	EXPRESSION TAG	UNP Q5TLG6
G	-20	ALA	-	EXPRESSION TAG	UNP Q5TLG6
G	-19	SER	-	EXPRESSION TAG	UNP Q5TLG6
G	-18	MET	-	EXPRESSION TAG	UNP Q5TLG6
G	-17	THR	-	EXPRESSION TAG	UNP Q5TLG6
G	-16	GLY	-	EXPRESSION TAG	UNP Q5TLG6
G	-15	GLY	-	EXPRESSION TAG	UNP Q5TLG6
G	-14	GLN	-	EXPRESSION TAG	UNP Q5TLG6
G	-13	GLN	-	EXPRESSION TAG	UNP Q5TLG6
G	-12	MET	-	EXPRESSION TAG	UNP Q5TLG6
G	-11	GLY	-	EXPRESSION TAG	UNP Q5TLG6
G	-10	ARG	-	EXPRESSION TAG	UNP Q5TLG6
G	-9	ASN	-	EXPRESSION TAG	UNP Q5TLG6
G	-8	LEU	-	EXPRESSION TAG	UNP Q5TLG6
G	-7	TYR	-	EXPRESSION TAG	UNP Q5TLG6
G	-6	ASP	-	EXPRESSION TAG	UNP Q5TLG6
G	-5	ASP	-	EXPRESSION TAG	UNP Q5TLG6
G	-4	ASP	-	EXPRESSION TAG	UNP Q5TLG6
G	-3	ASP	-	EXPRESSION TAG	UNP Q5TLG6
G	-2	LYS	-	EXPRESSION TAG	UNP Q5TLG6
G	-1	ASP	-	EXPRESSION TAG	UNP Q5TLG6
G	0	PRO	-	EXPRESSION TAG	UNP Q5TLG6
G	60	ALA	VAL	ENGINEERED MUTATION	UNP Q5TLG6
G	64	CR8	CYS	CHROMOPHORE	UNP Q5TLG6
G	64	CR8	TYR	CHROMOPHORE	UNP Q5TLG6
G	64	CR8	GLY	CHROMOPHORE	UNP Q5TLG6
G	69	THR	ALA	ENGINEERED MUTATION	UNP Q5TLG6
G	94	SER	ASN	ENGINEERED MUTATION	UNP Q5TLG6
G	102	ILE	ASN	ENGINEERED MUTATION	UNP Q5TLG6
G	218	GLY	GLU	ENGINEERED MUTATION	UNP Q5TLG6
H	-32	MET	-	EXPRESSION TAG	UNP Q5TLG6
H	-31	ARG	-	EXPRESSION TAG	UNP Q5TLG6
H	-30	GLY	-	EXPRESSION TAG	UNP Q5TLG6
H	-29	SER	-	EXPRESSION TAG	UNP Q5TLG6
H	-28	HIS	-	EXPRESSION TAG	UNP Q5TLG6
H	-27	HIS	-	EXPRESSION TAG	UNP Q5TLG6
H	-26	HIS	-	EXPRESSION TAG	UNP Q5TLG6
H	-25	HIS	-	EXPRESSION TAG	UNP Q5TLG6
H	-24	HIS	-	EXPRESSION TAG	UNP Q5TLG6
H	-23	HIS	-	EXPRESSION TAG	UNP Q5TLG6
H	-22	GLY	-	EXPRESSION TAG	UNP Q5TLG6
H	-21	MET	-	EXPRESSION TAG	UNP Q5TLG6

Continued on next page...

Continued from previous page...

Chain	Residue	Modelled	Actual	Comment	Reference
H	-20	ALA	-	EXPRESSION TAG	UNP Q5TLG6
H	-19	SER	-	EXPRESSION TAG	UNP Q5TLG6
H	-18	MET	-	EXPRESSION TAG	UNP Q5TLG6
H	-17	THR	-	EXPRESSION TAG	UNP Q5TLG6
H	-16	GLY	-	EXPRESSION TAG	UNP Q5TLG6
H	-15	GLY	-	EXPRESSION TAG	UNP Q5TLG6
H	-14	GLN	-	EXPRESSION TAG	UNP Q5TLG6
H	-13	GLN	-	EXPRESSION TAG	UNP Q5TLG6
H	-12	MET	-	EXPRESSION TAG	UNP Q5TLG6
H	-11	GLY	-	EXPRESSION TAG	UNP Q5TLG6
H	-10	ARG	-	EXPRESSION TAG	UNP Q5TLG6
H	-9	ASN	-	EXPRESSION TAG	UNP Q5TLG6
H	-8	LEU	-	EXPRESSION TAG	UNP Q5TLG6
H	-7	TYR	-	EXPRESSION TAG	UNP Q5TLG6
H	-6	ASP	-	EXPRESSION TAG	UNP Q5TLG6
H	-5	ASP	-	EXPRESSION TAG	UNP Q5TLG6
H	-4	ASP	-	EXPRESSION TAG	UNP Q5TLG6
H	-3	ASP	-	EXPRESSION TAG	UNP Q5TLG6
H	-2	LYS	-	EXPRESSION TAG	UNP Q5TLG6
H	-1	ASP	-	EXPRESSION TAG	UNP Q5TLG6
H	0	PRO	-	EXPRESSION TAG	UNP Q5TLG6
H	60	ALA	VAL	ENGINEERED MUTATION	UNP Q5TLG6
H	64	CR8	CYS	CHROMOPHORE	UNP Q5TLG6
H	64	CR8	TYR	CHROMOPHORE	UNP Q5TLG6
H	64	CR8	GLY	CHROMOPHORE	UNP Q5TLG6
H	69	THR	ALA	ENGINEERED MUTATION	UNP Q5TLG6
H	94	SER	ASN	ENGINEERED MUTATION	UNP Q5TLG6
H	102	ILE	ASN	ENGINEERED MUTATION	UNP Q5TLG6
H	218	GLY	GLU	ENGINEERED MUTATION	UNP Q5TLG6
I	-32	MET	-	EXPRESSION TAG	UNP Q5TLG6
I	-31	ARG	-	EXPRESSION TAG	UNP Q5TLG6
I	-30	GLY	-	EXPRESSION TAG	UNP Q5TLG6
I	-29	SER	-	EXPRESSION TAG	UNP Q5TLG6
I	-28	HIS	-	EXPRESSION TAG	UNP Q5TLG6
I	-27	HIS	-	EXPRESSION TAG	UNP Q5TLG6
I	-26	HIS	-	EXPRESSION TAG	UNP Q5TLG6
I	-25	HIS	-	EXPRESSION TAG	UNP Q5TLG6
I	-24	HIS	-	EXPRESSION TAG	UNP Q5TLG6
I	-23	HIS	-	EXPRESSION TAG	UNP Q5TLG6
I	-22	GLY	-	EXPRESSION TAG	UNP Q5TLG6
I	-21	MET	-	EXPRESSION TAG	UNP Q5TLG6
I	-20	ALA	-	EXPRESSION TAG	UNP Q5TLG6

Continued on next page...

Continued from previous page...

Chain	Residue	Modelled	Actual	Comment	Reference
I	-19	SER	-	EXPRESSION TAG	UNP Q5TLG6
I	-18	MET	-	EXPRESSION TAG	UNP Q5TLG6
I	-17	THR	-	EXPRESSION TAG	UNP Q5TLG6
I	-16	GLY	-	EXPRESSION TAG	UNP Q5TLG6
I	-15	GLY	-	EXPRESSION TAG	UNP Q5TLG6
I	-14	GLN	-	EXPRESSION TAG	UNP Q5TLG6
I	-13	GLN	-	EXPRESSION TAG	UNP Q5TLG6
I	-12	MET	-	EXPRESSION TAG	UNP Q5TLG6
I	-11	GLY	-	EXPRESSION TAG	UNP Q5TLG6
I	-10	ARG	-	EXPRESSION TAG	UNP Q5TLG6
I	-9	ASN	-	EXPRESSION TAG	UNP Q5TLG6
I	-8	LEU	-	EXPRESSION TAG	UNP Q5TLG6
I	-7	TYR	-	EXPRESSION TAG	UNP Q5TLG6
I	-6	ASP	-	EXPRESSION TAG	UNP Q5TLG6
I	-5	ASP	-	EXPRESSION TAG	UNP Q5TLG6
I	-4	ASP	-	EXPRESSION TAG	UNP Q5TLG6
I	-3	ASP	-	EXPRESSION TAG	UNP Q5TLG6
I	-2	LYS	-	EXPRESSION TAG	UNP Q5TLG6
I	-1	ASP	-	EXPRESSION TAG	UNP Q5TLG6
I	0	PRO	-	EXPRESSION TAG	UNP Q5TLG6
I	60	ALA	VAL	ENGINEERED MUTATION	UNP Q5TLG6
I	64	CR8	CYS	CHROMOPHORE	UNP Q5TLG6
I	64	CR8	TYR	CHROMOPHORE	UNP Q5TLG6
I	64	CR8	GLY	CHROMOPHORE	UNP Q5TLG6
I	69	THR	ALA	ENGINEERED MUTATION	UNP Q5TLG6
I	94	SER	ASN	ENGINEERED MUTATION	UNP Q5TLG6
I	102	ILE	ASN	ENGINEERED MUTATION	UNP Q5TLG6
I	218	GLY	GLU	ENGINEERED MUTATION	UNP Q5TLG6
J	-32	MET	-	EXPRESSION TAG	UNP Q5TLG6
J	-31	ARG	-	EXPRESSION TAG	UNP Q5TLG6
J	-30	GLY	-	EXPRESSION TAG	UNP Q5TLG6
J	-29	SER	-	EXPRESSION TAG	UNP Q5TLG6
J	-28	HIS	-	EXPRESSION TAG	UNP Q5TLG6
J	-27	HIS	-	EXPRESSION TAG	UNP Q5TLG6
J	-26	HIS	-	EXPRESSION TAG	UNP Q5TLG6
J	-25	HIS	-	EXPRESSION TAG	UNP Q5TLG6
J	-24	HIS	-	EXPRESSION TAG	UNP Q5TLG6
J	-23	HIS	-	EXPRESSION TAG	UNP Q5TLG6
J	-22	GLY	-	EXPRESSION TAG	UNP Q5TLG6
J	-21	MET	-	EXPRESSION TAG	UNP Q5TLG6
J	-20	ALA	-	EXPRESSION TAG	UNP Q5TLG6
J	-19	SER	-	EXPRESSION TAG	UNP Q5TLG6

Continued on next page...

Continued from previous page...

Chain	Residue	Modelled	Actual	Comment	Reference
J	-18	MET	-	EXPRESSION TAG	UNP Q5TLG6
J	-17	THR	-	EXPRESSION TAG	UNP Q5TLG6
J	-16	GLY	-	EXPRESSION TAG	UNP Q5TLG6
J	-15	GLY	-	EXPRESSION TAG	UNP Q5TLG6
J	-14	GLN	-	EXPRESSION TAG	UNP Q5TLG6
J	-13	GLN	-	EXPRESSION TAG	UNP Q5TLG6
J	-12	MET	-	EXPRESSION TAG	UNP Q5TLG6
J	-11	GLY	-	EXPRESSION TAG	UNP Q5TLG6
J	-10	ARG	-	EXPRESSION TAG	UNP Q5TLG6
J	-9	ASN	-	EXPRESSION TAG	UNP Q5TLG6
J	-8	LEU	-	EXPRESSION TAG	UNP Q5TLG6
J	-7	TYR	-	EXPRESSION TAG	UNP Q5TLG6
J	-6	ASP	-	EXPRESSION TAG	UNP Q5TLG6
J	-5	ASP	-	EXPRESSION TAG	UNP Q5TLG6
J	-4	ASP	-	EXPRESSION TAG	UNP Q5TLG6
J	-3	ASP	-	EXPRESSION TAG	UNP Q5TLG6
J	-2	LYS	-	EXPRESSION TAG	UNP Q5TLG6
J	-1	ASP	-	EXPRESSION TAG	UNP Q5TLG6
J	0	PRO	-	EXPRESSION TAG	UNP Q5TLG6
J	60	ALA	VAL	ENGINEERED MUTATION	UNP Q5TLG6
J	64	CR8	CYS	CHROMOPHORE	UNP Q5TLG6
J	64	CR8	TYR	CHROMOPHORE	UNP Q5TLG6
J	64	CR8	GLY	CHROMOPHORE	UNP Q5TLG6
J	69	THR	ALA	ENGINEERED MUTATION	UNP Q5TLG6
J	94	SER	ASN	ENGINEERED MUTATION	UNP Q5TLG6
J	102	ILE	ASN	ENGINEERED MUTATION	UNP Q5TLG6
J	218	GLY	GLU	ENGINEERED MUTATION	UNP Q5TLG6
K	-32	MET	-	EXPRESSION TAG	UNP Q5TLG6
K	-31	ARG	-	EXPRESSION TAG	UNP Q5TLG6
K	-30	GLY	-	EXPRESSION TAG	UNP Q5TLG6
K	-29	SER	-	EXPRESSION TAG	UNP Q5TLG6
K	-28	HIS	-	EXPRESSION TAG	UNP Q5TLG6
K	-27	HIS	-	EXPRESSION TAG	UNP Q5TLG6
K	-26	HIS	-	EXPRESSION TAG	UNP Q5TLG6
K	-25	HIS	-	EXPRESSION TAG	UNP Q5TLG6
K	-24	HIS	-	EXPRESSION TAG	UNP Q5TLG6
K	-23	HIS	-	EXPRESSION TAG	UNP Q5TLG6
K	-22	GLY	-	EXPRESSION TAG	UNP Q5TLG6
K	-21	MET	-	EXPRESSION TAG	UNP Q5TLG6
K	-20	ALA	-	EXPRESSION TAG	UNP Q5TLG6
K	-19	SER	-	EXPRESSION TAG	UNP Q5TLG6
K	-18	MET	-	EXPRESSION TAG	UNP Q5TLG6

Continued on next page...

Continued from previous page...

Chain	Residue	Modelled	Actual	Comment	Reference
K	-17	THR	-	EXPRESSION TAG	UNP Q5TLG6
K	-16	GLY	-	EXPRESSION TAG	UNP Q5TLG6
K	-15	GLY	-	EXPRESSION TAG	UNP Q5TLG6
K	-14	GLN	-	EXPRESSION TAG	UNP Q5TLG6
K	-13	GLN	-	EXPRESSION TAG	UNP Q5TLG6
K	-12	MET	-	EXPRESSION TAG	UNP Q5TLG6
K	-11	GLY	-	EXPRESSION TAG	UNP Q5TLG6
K	-10	ARG	-	EXPRESSION TAG	UNP Q5TLG6
K	-9	ASN	-	EXPRESSION TAG	UNP Q5TLG6
K	-8	LEU	-	EXPRESSION TAG	UNP Q5TLG6
K	-7	TYR	-	EXPRESSION TAG	UNP Q5TLG6
K	-6	ASP	-	EXPRESSION TAG	UNP Q5TLG6
K	-5	ASP	-	EXPRESSION TAG	UNP Q5TLG6
K	-4	ASP	-	EXPRESSION TAG	UNP Q5TLG6
K	-3	ASP	-	EXPRESSION TAG	UNP Q5TLG6
K	-2	LYS	-	EXPRESSION TAG	UNP Q5TLG6
K	-1	ASP	-	EXPRESSION TAG	UNP Q5TLG6
K	0	PRO	-	EXPRESSION TAG	UNP Q5TLG6
K	60	ALA	VAL	ENGINEERED MUTATION	UNP Q5TLG6
K	64	CR8	CYS	CHROMOPHORE	UNP Q5TLG6
K	64	CR8	TYR	CHROMOPHORE	UNP Q5TLG6
K	64	CR8	GLY	CHROMOPHORE	UNP Q5TLG6
K	69	THR	ALA	ENGINEERED MUTATION	UNP Q5TLG6
K	94	SER	ASN	ENGINEERED MUTATION	UNP Q5TLG6
K	102	ILE	ASN	ENGINEERED MUTATION	UNP Q5TLG6
K	218	GLY	GLU	ENGINEERED MUTATION	UNP Q5TLG6
L	-32	MET	-	EXPRESSION TAG	UNP Q5TLG6
L	-31	ARG	-	EXPRESSION TAG	UNP Q5TLG6
L	-30	GLY	-	EXPRESSION TAG	UNP Q5TLG6
L	-29	SER	-	EXPRESSION TAG	UNP Q5TLG6
L	-28	HIS	-	EXPRESSION TAG	UNP Q5TLG6
L	-27	HIS	-	EXPRESSION TAG	UNP Q5TLG6
L	-26	HIS	-	EXPRESSION TAG	UNP Q5TLG6
L	-25	HIS	-	EXPRESSION TAG	UNP Q5TLG6
L	-24	HIS	-	EXPRESSION TAG	UNP Q5TLG6
L	-23	HIS	-	EXPRESSION TAG	UNP Q5TLG6
L	-22	GLY	-	EXPRESSION TAG	UNP Q5TLG6
L	-21	MET	-	EXPRESSION TAG	UNP Q5TLG6
L	-20	ALA	-	EXPRESSION TAG	UNP Q5TLG6
L	-19	SER	-	EXPRESSION TAG	UNP Q5TLG6
L	-18	MET	-	EXPRESSION TAG	UNP Q5TLG6
L	-17	THR	-	EXPRESSION TAG	UNP Q5TLG6

Continued on next page...

Continued from previous page...

Chain	Residue	Modelled	Actual	Comment	Reference
L	-16	GLY	-	EXPRESSION TAG	UNP Q5TLG6
L	-15	GLY	-	EXPRESSION TAG	UNP Q5TLG6
L	-14	GLN	-	EXPRESSION TAG	UNP Q5TLG6
L	-13	GLN	-	EXPRESSION TAG	UNP Q5TLG6
L	-12	MET	-	EXPRESSION TAG	UNP Q5TLG6
L	-11	GLY	-	EXPRESSION TAG	UNP Q5TLG6
L	-10	ARG	-	EXPRESSION TAG	UNP Q5TLG6
L	-9	ASN	-	EXPRESSION TAG	UNP Q5TLG6
L	-8	LEU	-	EXPRESSION TAG	UNP Q5TLG6
L	-7	TYR	-	EXPRESSION TAG	UNP Q5TLG6
L	-6	ASP	-	EXPRESSION TAG	UNP Q5TLG6
L	-5	ASP	-	EXPRESSION TAG	UNP Q5TLG6
L	-4	ASP	-	EXPRESSION TAG	UNP Q5TLG6
L	-3	ASP	-	EXPRESSION TAG	UNP Q5TLG6
L	-2	LYS	-	EXPRESSION TAG	UNP Q5TLG6
L	-1	ASP	-	EXPRESSION TAG	UNP Q5TLG6
L	0	PRO	-	EXPRESSION TAG	UNP Q5TLG6
L	60	ALA	VAL	ENGINEERED MUTATION	UNP Q5TLG6
L	64	CR8	CYS	CHROMOPHORE	UNP Q5TLG6
L	64	CR8	TYR	CHROMOPHORE	UNP Q5TLG6
L	64	CR8	GLY	CHROMOPHORE	UNP Q5TLG6
L	69	THR	ALA	ENGINEERED MUTATION	UNP Q5TLG6
L	94	SER	ASN	ENGINEERED MUTATION	UNP Q5TLG6
L	102	ILE	ASN	ENGINEERED MUTATION	UNP Q5TLG6
L	218	GLY	GLU	ENGINEERED MUTATION	UNP Q5TLG6

- Molecule 2 is POTASSIUM ION (three-letter code: K) (formula: K).

Mol	Chain	Residues	Atoms	ZeroOcc	AltConf
2	G	1	Total K 1 1	0	0
2	J	1	Total K 1 1	0	0
2	D	1	Total K 1 1	0	0
2	K	1	Total K 1 1	0	0
2	E	1	Total K 1 1	0	0
2	H	1	Total K 1 1	0	0
2	B	1	Total K 1 1	0	0

Continued on next page...

Continued from previous page...

Mol	Chain	Residues	Atoms	ZeroOcc	AltConf
2	I	1	Total K 1 1	0	0
2	C	1	Total K 1 1	0	0
2	A	1	Total K 1 1	0	0
2	L	1	Total K 1 1	0	0
2	F	1	Total K 1 1	0	0

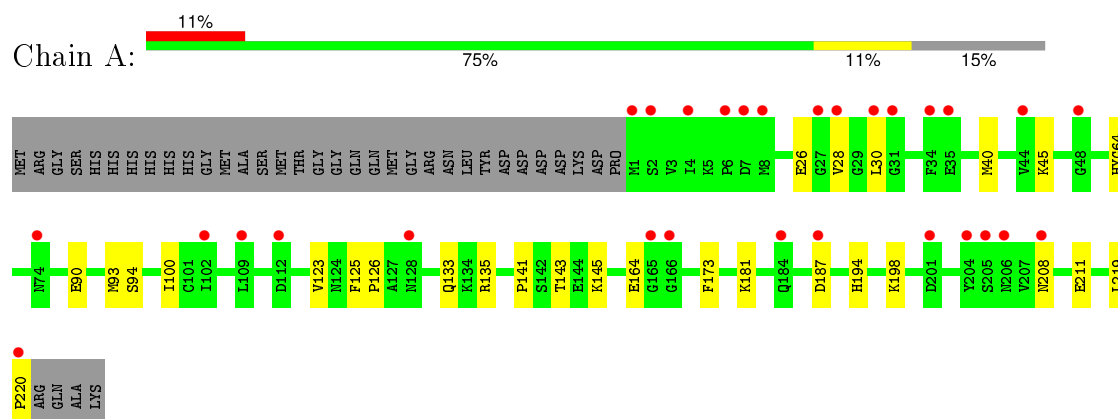
- Molecule 3 is water.

Mol	Chain	Residues	Atoms	ZeroOcc	AltConf
3	A	80	Total O 80 80	0	0
3	B	116	Total O 116 116	0	0
3	C	77	Total O 77 77	0	0
3	D	96	Total O 96 96	0	0
3	E	138	Total O 138 138	0	0
3	F	89	Total O 89 89	0	0
3	G	171	Total O 171 171	0	0
3	H	87	Total O 87 87	0	0
3	I	139	Total O 139 139	0	0
3	J	171	Total O 171 171	0	0
3	K	128	Total O 128 128	0	0
3	L	189	Total O 189 189	0	0

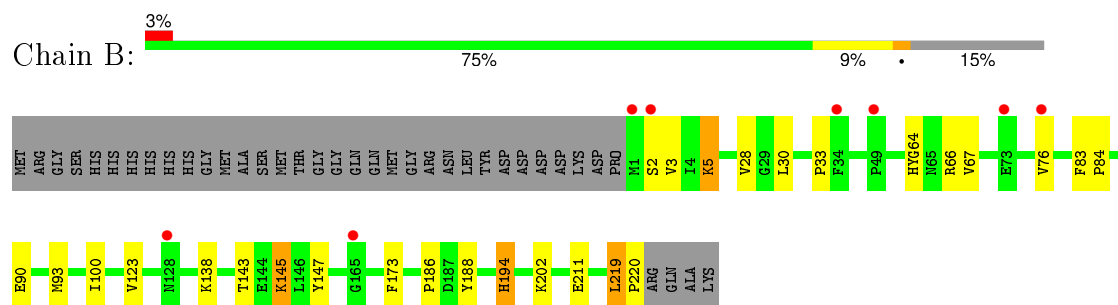
3 Residue-property plots [i](#)

These plots are drawn for all protein, RNA and DNA chains in the entry. The first graphic for a chain summarises the proportions of errors displayed in the second graphic. The second graphic shows the sequence view annotated by issues in geometry and electron density. Residues are color-coded according to the number of geometric quality criteria for which they contain at least one outlier: green = 0, yellow = 1, orange = 2 and red = 3 or more. A red dot above a residue indicates a poor fit to the electron density ($RSRZ > 2$). Stretches of 2 or more consecutive residues without any outlier are shown as a green connector. Residues present in the sample, but not in the model, are shown in grey.

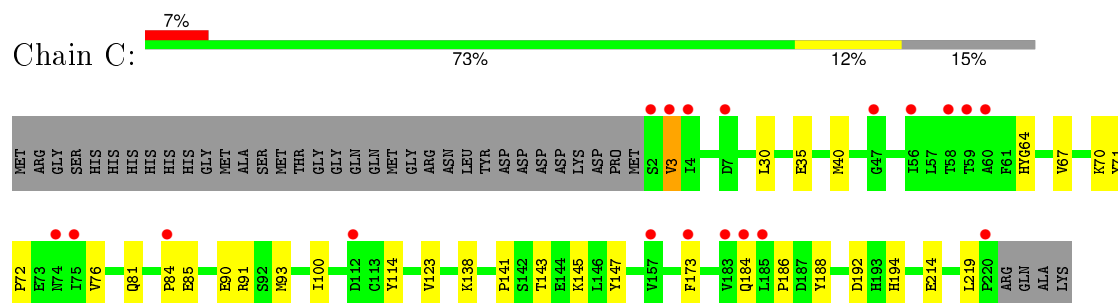
• Molecule 1: Fluorescent protein Dronpa



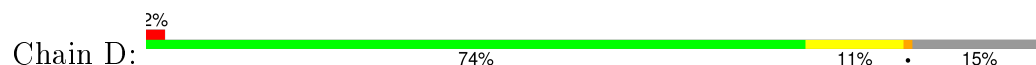
• Molecule 1: Fluorescent protein Dronpa



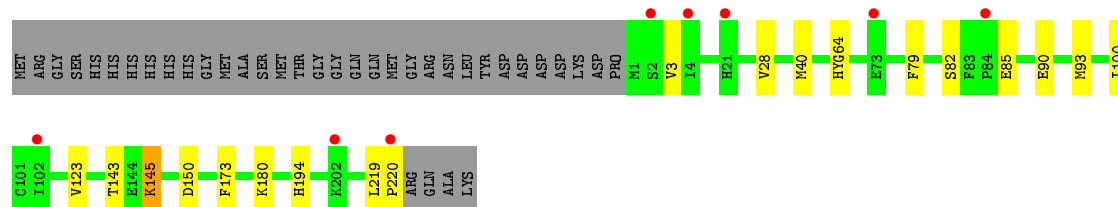
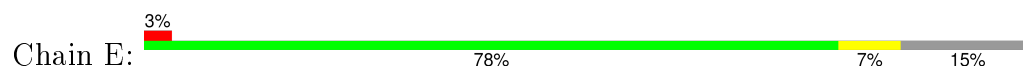
• Molecule 1: Fluorescent protein Dronpa



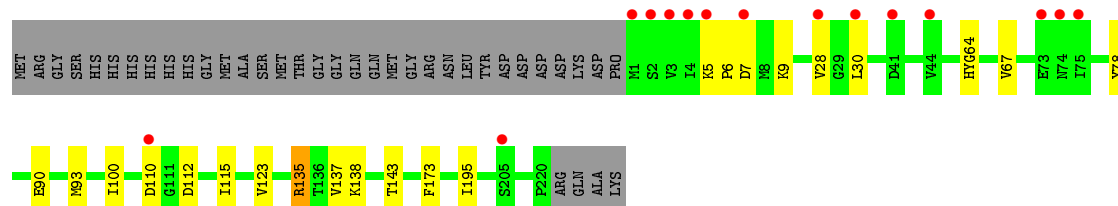
• Molecule 1: Fluorescent protein Dronpa



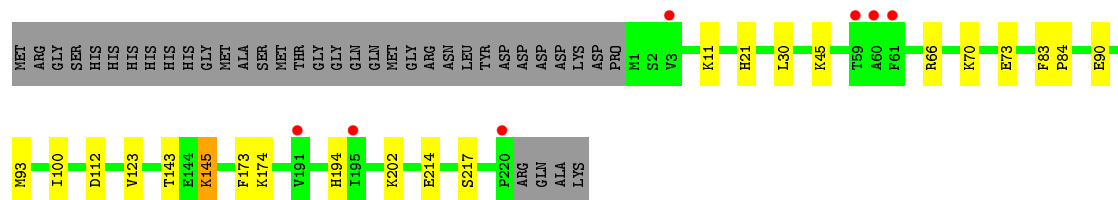
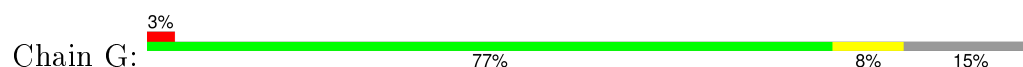
- Molecule 1: Fluorescent protein Dronpa



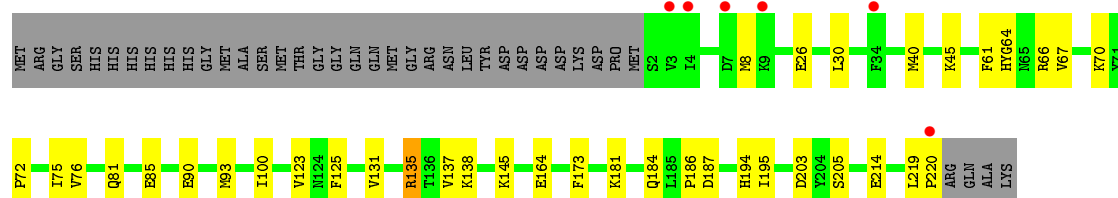
- Molecule 1: Fluorescent protein Dronpa



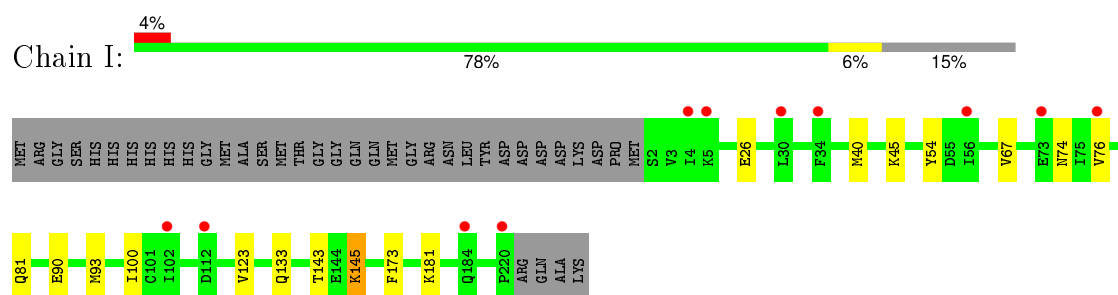
- Molecule 1: Fluorescent protein Dronpa



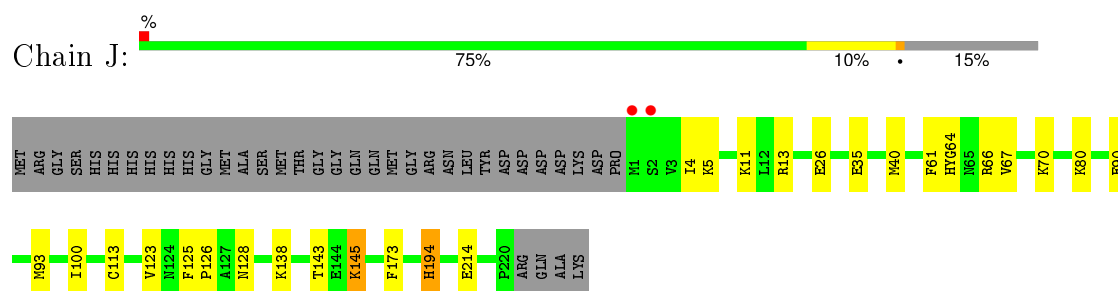
- Molecule 1: Fluorescent protein Dronpa



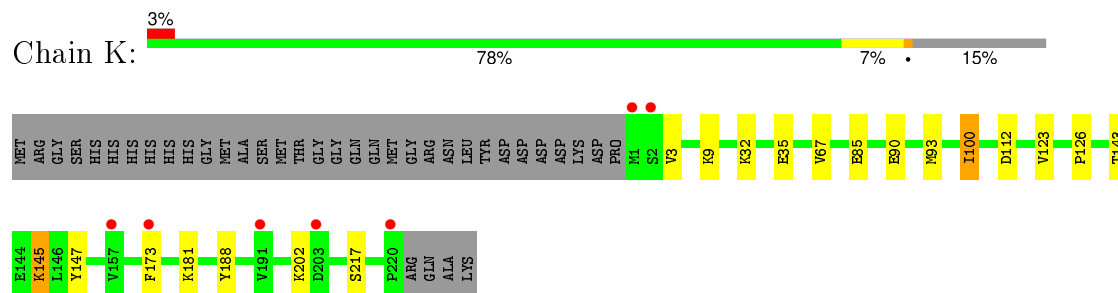
- Molecule 1: Fluorescent protein Dronpa



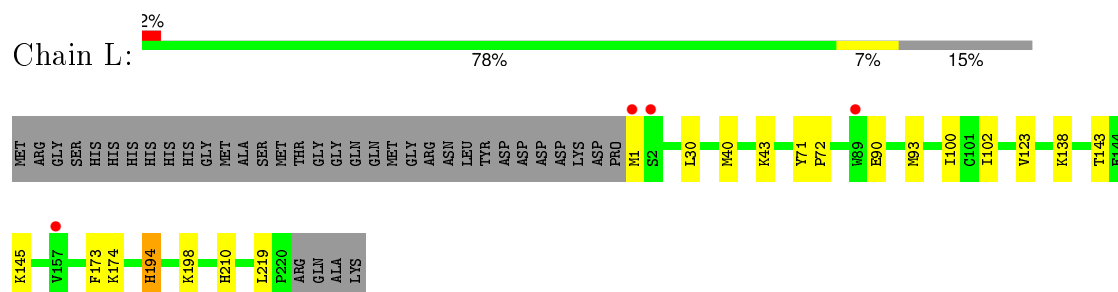
- Molecule 1: Fluorescent protein Dronpa



- Molecule 1: Fluorescent protein Dronpa



- Molecule 1: Fluorescent protein Dronpa



4 Data and refinement statistics

Property	Value	Source
Space group	P 1 21 1	Depositor
Cell constants a, b, c, α , β , γ	74.70 Å 180.93 Å 113.16 Å 90.00° 93.37° 90.00°	Depositor
Resolution (Å)	34.80 – 2.15 34.80 – 2.15	Depositor EDS
% Data completeness (in resolution range)	99.7 (34.80-2.15) 99.7 (34.80-2.15)	Depositor EDS
R_{merge}	(Not available)	Depositor
R_{sym}	(Not available)	Depositor
$\langle I/\sigma(I) \rangle$ ¹	1.88 (at 2.16 Å)	Xtriage
Refinement program	PHENIX (phenix.refine: 1.8.1_1168)	Depositor
R, R_{free}	0.192 , 0.245 0.199 , 0.247	Depositor DCC
R_{free} test set	8098 reflections (5.27%)	DCC
Wilson B-factor (Å ²)	36.1	Xtriage
Anisotropy	0.360	Xtriage
Bulk solvent k_{sol} (e/Å ³), B_{sol} (Å ²)	0.33 , 47.2	EDS
Estimated twinning fraction	No twinning to report.	Xtriage
L-test for twinning ²	$\langle L \rangle = 0.50$, $\langle L^2 \rangle = 0.33$	Xtriage
Outliers	1 of 161887 reflections (0.001%)	Xtriage
F_o, F_c correlation	0.96	EDS
Total number of atoms	22725	wwPDB-VP
Average B, all atoms (Å ²)	31.0	wwPDB-VP

Xtriage's analysis on translational NCS is as follows: *The largest off-origin peak in the Patterson function is 14.03% of the height of the origin peak. No significant pseudotranslation is detected.*

¹Intensities estimated from amplitudes.

²Theoretical values of $\langle |L| \rangle$, $\langle L^2 \rangle$ for acentric reflections are 0.5, 0.375 respectively for untwinned datasets, and 0.333, 0.2 for perfectly twinned datasets.

5 Model quality [i](#)

5.1 Standard geometry [i](#)

Bond lengths and bond angles in the following residue types are not validated in this section: CR8, K

The Z score for a bond length (or angle) is the number of standard deviations the observed value is removed from the expected value. A bond length (or angle) with $|Z| > 5$ is considered an outlier worth inspection. RMSZ is the root-mean-square of all Z scores of the bond lengths (or angles).

Mol	Chain	Bond lengths		Bond angles	
		RMSZ	# Z >5	RMSZ	# Z >5
1	A	0.36	0/1794	0.55	0/2429
1	B	0.41	0/1816	0.58	0/2452
1	C	0.38	0/1787	0.55	0/2417
1	D	0.40	0/1786	0.59	0/2415
1	E	0.42	0/1805	0.59	0/2438
1	F	0.38	0/1803	0.55	0/2436
1	G	0.43	0/1805	0.58	0/2438
1	H	0.38	0/1792	0.56	0/2426
1	I	0.39	0/1811	0.56	0/2448
1	J	0.44	0/1801	0.59	0/2432
1	K	0.41	0/1830	0.57	0/2472
1	L	0.45	0/1795	0.60	0/2424
All	All	0.40	0/21625	0.57	0/29227

There are no bond length outliers.

There are no bond angle outliers.

There are no chirality outliers.

There are no planarity outliers.

5.2 Too-close contacts [i](#)

In the following table, the Non-H and H(model) columns list the number of non-hydrogen atoms and hydrogen atoms in the chain respectively. The H(added) column lists the number of hydrogen atoms added and optimized by MolProbity. The Clashes column lists the number of clashes within the asymmetric unit, whereas Symm-Clashes lists symmetry related clashes.

Mol	Chain	Non-H	H(model)	H(added)	Clashes	Symm-Clashes
1	A	1759	0	1665	16	0

Continued on next page...

Continued from previous page...

Mol	Chain	Non-H	H(model)	H(added)	Clashes	Symm-Clashes
1	B	1781	0	1720	16	0
1	C	1755	0	1674	21	0
1	D	1758	0	1678	18	0
1	E	1773	0	1707	11	0
1	F	1771	0	1701	13	0
1	G	1773	0	1707	15	0
1	H	1760	0	1661	20	0
1	I	1773	0	1696	11	0
1	J	1770	0	1702	17	0
1	K	1792	0	1724	12	0
1	L	1767	0	1702	14	0
2	A	1	0	0	0	0
2	B	1	0	0	0	0
2	C	1	0	0	0	0
2	D	1	0	0	0	0
2	E	1	0	0	0	0
2	F	1	0	0	0	0
2	G	1	0	0	0	0
2	H	1	0	0	0	0
2	I	1	0	0	0	0
2	J	1	0	0	0	0
2	K	1	0	0	0	0
2	L	1	0	0	0	0
3	A	80	0	0	1	0
3	B	116	0	0	0	0
3	C	77	0	0	2	0
3	D	96	0	0	3	0
3	E	138	0	0	2	0
3	F	89	0	0	3	0
3	G	171	0	0	4	0
3	H	87	0	0	0	0
3	I	139	0	0	3	0
3	J	171	0	0	1	0
3	K	128	0	0	0	0
3	L	189	0	0	2	0
All	All	22725	0	20337	158	0

The all-atom clashscore is defined as the number of clashes found per 1000 atoms (including hydrogen atoms). The all-atom clashscore for this structure is 4.

The worst 5 of 158 close contacts within the same asymmetric unit are listed below, sorted by their clash magnitude.

Atom-1	Atom-2	Interatomic distance (Å)	Clash overlap (Å)
1:F:110:ASP:HB2	1:F:115:ILE:HD11	1.67	0.75
1:I:74:ASN:ND2	3:I:527:HOH:O	2.24	0.69
1:D:59:THR:O	3:D:496:HOH:O	2.08	0.69
1:H:81:GLN:HE22	1:H:184:GLN:HB3	1.62	0.63
1:B:64:CR8:H23	1:B:211:GLU:HB2	1.84	0.60

There are no symmetry-related clashes.

5.3 Torsion angles [i](#)

5.3.1 Protein backbone [i](#)

In the following table, the Percentiles column shows the percent Ramachandran outliers of the chain as a percentile score with respect to all X-ray entries followed by that with respect to entries of similar resolution.

The Analysed column shows the number of residues for which the backbone conformation was analysed, and the total number of residues.

Mol	Chain	Analysed	Favoured	Allowed	Outliers	Percentiles	
1	A	219/255 (86%)	214 (98%)	5 (2%)	0	100	100
1	B	219/255 (86%)	217 (99%)	1 (0%)	1 (0%)	34	26
1	C	217/255 (85%)	213 (98%)	4 (2%)	0	100	100
1	D	217/255 (85%)	213 (98%)	4 (2%)	0	100	100
1	E	218/255 (86%)	215 (99%)	2 (1%)	1 (0%)	34	26
1	F	218/255 (86%)	212 (97%)	5 (2%)	1 (0%)	34	26
1	G	218/255 (86%)	216 (99%)	2 (1%)	0	100	100
1	H	218/255 (86%)	215 (99%)	3 (1%)	0	100	100
1	I	219/255 (86%)	217 (99%)	2 (1%)	0	100	100
1	J	218/255 (86%)	217 (100%)	1 (0%)	0	100	100
1	K	221/255 (87%)	218 (99%)	3 (1%)	0	100	100
1	L	217/255 (85%)	213 (98%)	4 (2%)	0	100	100
All	All	2619/3060 (86%)	2580 (98%)	36 (1%)	3 (0%)	56	57

All (3) Ramachandran outliers are listed below:

Mol	Chain	Res	Type
1	F	6	PRO
1	B	2	SER
1	E	3	VAL

5.3.2 Protein sidechains ⓘ

In the following table, the Percentiles column shows the percent sidechain outliers of the chain as a percentile score with respect to all X-ray entries followed by that with respect to entries of similar resolution.

The Analysed column shows the number of residues for which the sidechain conformation was analysed, and the total number of residues.

Mol	Chain	Analysed	Rotameric	Outliers	Percentiles	
1	A	185/217 (85%)	180 (97%)	5 (3%)	52	53
1	B	191/217 (88%)	183 (96%)	8 (4%)	36	34
1	C	186/217 (86%)	183 (98%)	3 (2%)	70	76
1	D	186/217 (86%)	180 (97%)	6 (3%)	46	45
1	E	189/217 (87%)	185 (98%)	4 (2%)	61	65
1	F	189/217 (87%)	184 (97%)	5 (3%)	54	55
1	G	189/217 (87%)	182 (96%)	7 (4%)	41	38
1	H	186/217 (86%)	179 (96%)	7 (4%)	40	37
1	I	189/217 (87%)	185 (98%)	4 (2%)	61	65
1	J	189/217 (87%)	184 (97%)	5 (3%)	54	55
1	K	192/217 (88%)	186 (97%)	6 (3%)	47	47
1	L	188/217 (87%)	184 (98%)	4 (2%)	61	65
All	All	2259/2604 (87%)	2195 (97%)	64 (3%)	51	52

5 of 64 residues with a non-rotameric sidechain are listed below:

Mol	Chain	Res	Type
1	F	67	VAL
1	G	145	LYS
1	K	217	SER
1	F	100	ILE
1	G	21[B]	HIS

Some sidechains can be flipped to improve hydrogen bonding and reduce clashes. 5 of 13 such sidechains are listed below:

Mol	Chain	Res	Type
1	E	194	HIS
1	F	194	HIS
1	J	194	HIS
1	D	210	HIS
1	I	194	HIS

5.3.3 RNA ⓘ

There are no RNA molecules in this entry.

5.4 Non-standard residues in protein, DNA, RNA chains ⓘ

12 non-standard protein/DNA/RNA residues are modelled in this entry.

In the following table, the Counts columns list the number of bonds (or angles) for which Mogul statistics could be retrieved, the number of bonds (or angles) that are observed in the model and the number of bonds (or angles) that are defined in the chemical component dictionary. The Link column lists molecule types, if any, to which the group is linked. The Z score for a bond length (or angle) is the number of standard deviations the observed value is removed from the expected value. A bond length (or angle) with $|Z| > 2$ is considered an outlier worth inspection. RMSZ is the root-mean-square of all Z scores of the bond lengths (or angles).

Mol	Type	Chain	Res	Link	Bond lengths			Bond angles		
					Counts	RMSZ	$\# Z > 2$	Counts	RMSZ	$\# Z > 2$
1	CR8	A	64	1	20,27,28	2.30	5 (25%)	16,37,39	1.27	2 (12%)
1	CR8	B	64	1	20,27,28	2.37	5 (25%)	16,37,39	1.04	0
1	CR8	C	64	1	20,27,28	2.30	5 (25%)	16,37,39	1.37	2 (12%)
1	CR8	D	64	1	20,27,28	2.32	6 (30%)	16,37,39	1.23	2 (12%)
1	CR8	E	64	1	20,27,28	2.27	6 (30%)	16,37,39	1.22	2 (12%)
1	CR8	F	64	1	20,27,28	2.39	5 (25%)	16,37,39	1.15	1 (6%)
1	CR8	G	64	1	20,27,28	2.32	6 (30%)	16,37,39	1.43	2 (12%)
1	CR8	H	64	1	20,27,28	2.44	7 (35%)	16,37,39	1.24	2 (12%)
1	CR8	I	64	1	20,27,28	2.32	7 (35%)	16,37,39	1.19	2 (12%)
1	CR8	J	64	1	20,27,28	2.38	7 (35%)	16,37,39	0.92	0
1	CR8	K	64	1	20,27,28	2.28	5 (25%)	16,37,39	1.49	3 (18%)
1	CR8	L	64	1	20,27,28	2.34	5 (25%)	16,37,39	1.37	2 (12%)

In the following table, the Chirals column lists the number of chiral outliers, the number of chiral centers analysed, the number of these observed in the model and the number defined in the chemical component dictionary. Similar counts are reported in the Torsion and Rings columns. '-' means

no outliers of that kind were identified.

Mol	Type	Chain	Res	Link	Chirals	Torsions	Rings
1	CR8	A	64	1	-	0/8/25/26	0/3/3/3
1	CR8	B	64	1	-	0/8/25/26	0/3/3/3
1	CR8	C	64	1	-	0/8/25/26	0/3/3/3
1	CR8	D	64	1	-	0/8/25/26	0/3/3/3
1	CR8	E	64	1	-	0/8/25/26	0/3/3/3
1	CR8	F	64	1	-	0/8/25/26	0/3/3/3
1	CR8	G	64	1	-	0/8/25/26	0/3/3/3
1	CR8	H	64	1	-	0/8/25/26	0/3/3/3
1	CR8	I	64	1	-	0/8/25/26	0/3/3/3
1	CR8	J	64	1	-	0/8/25/26	0/3/3/3
1	CR8	K	64	1	-	0/8/25/26	0/3/3/3
1	CR8	L	64	1	-	0/8/25/26	0/3/3/3

The worst 5 of 69 bond length outliers are listed below:

Mol	Chain	Res	Type	Atoms	Z	Observed(Å)	Ideal(Å)
1	L	64	CR8	C2-C1	-3.58	1.37	1.45
1	K	64	CR8	C2-C1	-3.43	1.37	1.45
1	G	64	CR8	C2-C1	-3.42	1.37	1.45
1	H	64	CR8	C2-C1	-3.40	1.37	1.45
1	D	64	CR8	C2-C1	-3.34	1.38	1.45

The worst 5 of 20 bond angle outliers are listed below:

Mol	Chain	Res	Type	Atoms	Z	Observed(°)	Ideal(°)
1	C	64	CR8	C4-C5-C7	-2.98	119.36	122.00
1	G	64	CR8	C4-C5-C7	-2.77	119.54	122.00
1	K	64	CR8	C4-C5-C7	-2.45	119.83	122.00
1	D	64	CR8	C4-C5-C7	-2.37	119.90	122.00
1	H	64	CR8	O3-C1-C2	-2.33	117.84	121.51

There are no chirality outliers.

There are no torsion outliers.

There are no ring outliers.

7 monomers are involved in 10 short contacts:

Mol	Chain	Res	Type	Clashes	Symm-Clashes
1	A	64	CR8	1	0
1	B	64	CR8	2	0
1	C	64	CR8	1	0

Continued on next page...

Continued from previous page...

Mol	Chain	Res	Type	Clashes	Symm-Clashes
1	E	64	CR8	1	0
1	F	64	CR8	1	0
1	H	64	CR8	2	0
1	J	64	CR8	2	0

5.5 Carbohydrates [i](#)

There are no carbohydrates in this entry.

5.6 Ligand geometry [i](#)

Of 12 ligands modelled in this entry, 12 are monoatomic - leaving 0 for Mogul analysis.

There are no bond length outliers.

There are no bond angle outliers.

There are no chirality outliers.

There are no torsion outliers.

There are no ring outliers.

No monomer is involved in short contacts.

5.7 Other polymers [i](#)

There are no such residues in this entry.

5.8 Polymer linkage issues [i](#)

There are no chain breaks in this entry.

6 Fit of model and data ⓘ

6.1 Protein, DNA and RNA chains ⓘ

In the following table, the column labelled ‘#RSRZ> 2’ contains the number (and percentage) of RSRZ outliers, followed by percent RSRZ outliers for the chain as percentile scores relative to all X-ray entries and entries of similar resolution. The OWAB column contains the minimum, median, 95th percentile and maximum values of the occupancy-weighted average B-factor per residue. The column labelled ‘Q< 0.9’ lists the number of (and percentage) of residues with an average occupancy less than 0.9.

Mol	Chain	Analysed	<RSRZ>	#RSRZ>2	OWAB(Å ²)	Q<0.9
1	A	217/255 (85%)	0.75	29 (13%) 4 7	18, 37, 60, 92	0
1	B	217/255 (85%)	0.26	8 (3%) 45 55	16, 30, 53, 78	0
1	C	216/255 (84%)	0.50	19 (8%) 12 18	17, 33, 56, 81	0
1	D	217/255 (85%)	0.07	4 (1%) 71 79	16, 30, 53, 80	0
1	E	217/255 (85%)	0.14	8 (3%) 45 55	14, 27, 52, 80	0
1	F	217/255 (85%)	0.41	15 (6%) 20 27	16, 34, 64, 97	0
1	G	217/255 (85%)	0.23	7 (3%) 51 61	12, 24, 46, 69	0
1	H	216/255 (84%)	0.20	6 (2%) 56 66	14, 32, 61, 77	0
1	I	216/255 (84%)	0.29	11 (5%) 32 42	14, 29, 51, 72	0
1	J	217/255 (85%)	0.09	2 (0%) 85 89	12, 24, 43, 83	0
1	K	217/255 (85%)	0.36	7 (3%) 51 61	13, 26, 45, 81	0
1	L	217/255 (85%)	0.14	4 (1%) 71 79	12, 22, 40, 62	0
All	All	2601/3060 (85%)	0.29	120 (4%) 36 47	12, 29, 55, 97	0

The worst 5 of 120 RSRZ outliers are listed below:

Mol	Chain	Res	Type	RSRZ
1	A	1	MET	6.4
1	F	1	MET	5.4
1	F	3	VAL	5.1
1	B	1	MET	5.1
1	I	4	ILE	4.8

6.2 Non-standard residues in protein, DNA, RNA chains ⓘ

In the following table, the Atoms column lists the number of modelled atoms in the group and the number defined in the chemical component dictionary. LLDF column lists the quality of electron

density of the group with respect to its neighbouring residues in protein, DNA or RNA chains. The B-factors column lists the minimum, median, 95th percentile and maximum values of B factors of atoms in the group. The column labelled 'Q< 0.9' lists the number of atoms with occupancy less than 0.9.

Mol	Type	Chain	Res	Atoms	RSCC	RSR	LLDF	B-factors(Å ²)	Q<0.9
1	CR8	B	64	25/26	0.94	0.15	-	18,28,41,47	0
1	CR8	H	64	25/26	0.95	0.14	-	25,31,44,46	0
1	CR8	K	64	25/26	0.97	0.20	-	13,20,30,31	0
1	CR8	I	64	25/26	0.95	0.15	-	20,28,43,46	0
1	CR8	D	64	25/26	0.97	0.14	-	18,29,36,40	0
1	CR8	G	64	25/26	0.98	0.23	-	13,19,22,27	0
1	CR8	E	64	25/26	0.97	0.16	-	12,20,31,38	0
1	CR8	C	64	25/26	0.95	0.20	-	25,34,41,47	0
1	CR8	F	64	25/26	0.94	0.14	-	29,38,53,61	0
1	CR8	A	64	25/26	0.93	0.14	-	29,41,51,55	0
1	CR8	J	64	25/26	0.96	0.16	-	12,17,30,35	0
1	CR8	L	64	25/26	0.97	0.17	-	10,12,21,27	0

6.3 Carbohydrates

There are no carbohydrates in this entry.

6.4 Ligands

In the following table, the Atoms column lists the number of modelled atoms in the group and the number defined in the chemical component dictionary. LLDF column lists the quality of electron density of the group with respect to its neighbouring residues in protein, DNA or RNA chains. The B-factors column lists the minimum, median, 95th percentile and maximum values of B factors of atoms in the group. The column labelled 'Q< 0.9' lists the number of atoms with occupancy less than 0.9.

Mol	Type	Chain	Res	Atoms	RSCC	RSR	LLDF	B-factors(Å ²)	Q<0.9
2	K	B	301	1/1	0.88	0.23	2.09	55,55,55,55	0
2	K	I	301	1/1	0.89	0.17	1.23	60,60,60,60	0
2	K	J	301	1/1	0.94	0.16	1.20	51,51,51,51	0
2	K	L	301	1/1	0.99	0.03	-2.57	30,30,30,30	0
2	K	A	301	1/1	0.71	0.15	-	76,76,76,76	0
2	K	K	301	1/1	0.96	0.05	-	47,47,47,47	0
2	K	E	301	1/1	0.96	0.18	-	45,45,45,45	0
2	K	F	301	1/1	0.94	0.12	-	43,43,43,43	0
2	K	C	301	1/1	0.94	0.08	-	67,67,67,67	0
2	K	D	301	1/1	0.92	0.06	-	44,44,44,44	0
2	K	H	301	1/1	0.94	0.09	-	48,48,48,48	0

Continued on next page...

Continued from previous page...

Mol	Type	Chain	Res	Atoms	RSCC	RSR	LLDF	B-factors(\AA^2)	Q<0.9
2	K	G	301	1/1	0.89	0.11	-	47,47,47,47	0

6.5 Other polymers [i](#)

There are no such residues in this entry.