



# Full wwPDB X-ray Structure Validation Report ⓘ

Jan 31, 2016 – 08:14 PM GMT

PDB ID : 1J0B  
Title : Crystal Structure Analysis of the ACC deaminase homologue complexed with inhibitor  
Authors : Fujino, A.; Ose, T.; Honma, M.; Yao, M.; Tanaka, I.  
Deposited on : 2002-11-12  
Resolution : 2.70 Å(reported)

This is a Full wwPDB X-ray Structure Validation Report for a publicly released PDB entry.  
We welcome your comments at [validation@mail.wwpdb.org](mailto:validation@mail.wwpdb.org)  
A user guide is available at  
<http://wwpdb.org/validation/2016/XrayValidationReportHelp>  
with specific help available everywhere you see the ⓘ symbol.

---

The following versions of software and data (see [references ⓘ](#)) were used in the production of this report:

MolProbity : 4.02b-467  
Mogul : 1.7 (RC4), CSD as536be (2015)  
Xtriage (Phenix) : **NOT EXECUTED**  
EDS : **NOT EXECUTED**  
Percentile statistics : 20151230.v01 (using entries in the PDB archive December 30th 2015)  
Ideal geometry (proteins) : Engh & Huber (2001)  
Ideal geometry (DNA, RNA) : Parkinson et al. (1996)  
Validation Pipeline (wwPDB-VP) : trunk26865

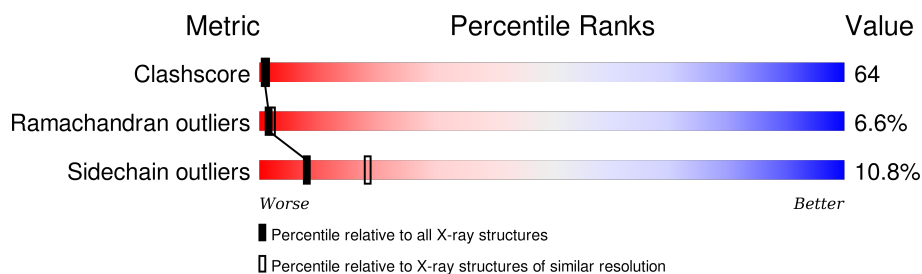
# 1 Overall quality at a glance

The following experimental techniques were used to determine the structure:

## *X-RAY DIFFRACTION*

The reported resolution of this entry is 2.70 Å.

Percentile scores (ranging between 0-100) for global validation metrics of the entry are shown in the following graphic. The table shows the number of entries on which the scores are based.



Metric	Whole archive (#Entries)	Similar resolution (#Entries, resolution range(Å))
Clashscore	102246	2422 (2.70-2.70)
Ramachandran outliers	100387	2382 (2.70-2.70)
Sidechain outliers	100360	2382 (2.70-2.70)


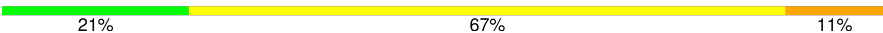



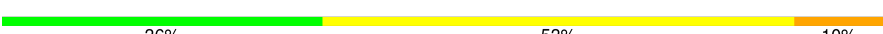
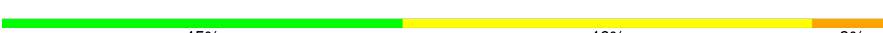










The table below summarises the geometric issues observed across the polymeric chains and their fit to the electron density. The red, orange, yellow and green segments on the lower bar indicate the fraction of residues that contain outliers for  $\geq 3$ , 2, 1 and 0 types of geometric quality criteria. A grey segment represents the fraction of residues that are not modelled. The numeric value for each fraction is indicated below the corresponding segment, with a dot representing fractions  $\leq 5\%$ . The upper red bar (where present) indicates the fraction of residues that have poor fit to the electron density. The numeric value is given above the bar.

Note EDS was not executed.

Mol	Chain	Length	Quality of chain
1	A	325	
1	B	325	
1	C	325	
1	D	325	
1	E	325	
1	F	325	
1	G	325	

*Continued on next page...*

*Continued from previous page...*

Mol	Chain	Length	Quality of chain
1	H	325	
1	I	325	
1	J	325	
1	K	325	
1	L	325	
1	M	325	
1	N	325	
1	O	325	
1	P	325	
1	Q	325	
1	R	325	
1	S	325	
1	T	325	
1	U	325	
1	V	325	
1	W	325	
1	X	325	

The following table lists non-polymeric compounds, carbohydrate monomers and non-standard residues in protein, DNA, RNA chains that are outliers for geometric or electron-density-fit criteria:

Mol	Type	Chain	Res	Chirality	Geometry	Clashes	Electron density
2	5PA	B	1021	-	-	X	-
2	5PA	D	1041	-	-	X	-
2	5PA	E	1051	-	-	X	-
2	5PA	F	1061	-	-	X	-
2	5PA	H	1081	-	-	X	-
2	5PA	I	1091	-	-	X	-
2	5PA	J	1101	-	-	X	-
2	5PA	K	1111	-	-	X	-

*Continued on next page...*

*Continued from previous page...*

Mol	Type	Chain	Res	Chirality	Geometry	Clashes	Electron density
2	5PA	M	1131	-	-	X	-
2	5PA	P	1161	-	-	X	-
2	5PA	Q	1171	-	-	X	-
2	5PA	R	1181	-	-	X	-
2	5PA	S	1191	-	-	X	-
2	5PA	V	1221	-	-	X	-
2	5PA	W	1231	-	-	X	-

## 2 Entry composition

There are 3 unique types of molecules in this entry. The entry contains 60948 atoms, of which 0 are hydrogens and 0 are deuteriums.

In the tables below, the ZeroOcc column contains the number of atoms modelled with zero occupancy, the AltConf column contains the number of residues with at least one atom in alternate conformation and the Trace column contains the number of residues modelled with at most 2 atoms.

- Molecule 1 is a protein called 1-aminocyclopropane-1-carboxylate deaminase.

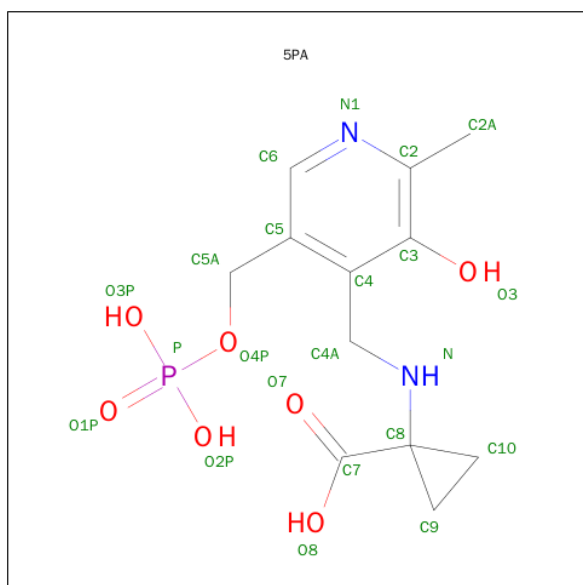
Mol	Chain	Residues	Atoms					ZeroOcc	AltConf	Trace
1	A	325	Total	C	N	O	S	0	0	0
			2484	1604	415	461	4			
1	B	325	Total	C	N	O	S	0	0	0
			2484	1604	415	461	4			
1	C	325	Total	C	N	O	S	0	0	0
			2484	1604	415	461	4			
1	D	325	Total	C	N	O	S	0	0	0
			2484	1604	415	461	4			
1	E	325	Total	C	N	O	S	0	0	0
			2484	1604	415	461	4			
1	F	325	Total	C	N	O	S	0	0	0
			2484	1604	415	461	4			
1	G	325	Total	C	N	O	S	0	0	0
			2484	1604	415	461	4			
1	H	325	Total	C	N	O	S	0	0	0
			2484	1604	415	461	4			
1	I	325	Total	C	N	O	S	0	0	0
			2484	1604	415	461	4			
1	J	325	Total	C	N	O	S	0	0	0
			2484	1604	415	461	4			
1	K	325	Total	C	N	O	S	0	0	0
			2484	1604	415	461	4			
1	L	325	Total	C	N	O	S	0	0	0
			2484	1604	415	461	4			
1	M	325	Total	C	N	O	S	0	0	0
			2484	1604	415	461	4			
1	N	325	Total	C	N	O	S	0	0	0
			2484	1604	415	461	4			
1	O	325	Total	C	N	O	S	0	0	0
			2484	1604	415	461	4			
1	P	325	Total	C	N	O	S	0	0	0
			2484	1604	415	461	4			

*Continued on next page...*

Continued from previous page...

Mol	Chain	Residues	Atoms					ZeroOcc	AltConf	Trace
1	Q	325	Total	C	N	O	S	0	0	0
			2484	1604	415	461	4			
1	R	325	Total	C	N	O	S	0	0	0
			2484	1604	415	461	4			
1	S	325	Total	C	N	O	S	0	0	0
			2484	1604	415	461	4			
1	T	325	Total	C	N	O	S	0	0	0
			2484	1604	415	461	4			
1	U	325	Total	C	N	O	S	0	0	0
			2484	1604	415	461	4			
1	V	325	Total	C	N	O	S	0	0	0
			2484	1604	415	461	4			
1	W	325	Total	C	N	O	S	0	0	0
			2484	1604	415	461	4			
1	X	325	Total	C	N	O	S	0	0	0
			2484	1604	415	461	4			

- Molecule 2 is N-[3-HYDROXY-2-METHYL-5-PHOSPHONOOXYMETHYL-PYRIDIN-4-Y-LMETHYL]-1-AMINO-CYCLOPROPANECARBOXYLIC ACID (three-letter code: 5PA) (formula: C<sub>12</sub>H<sub>17</sub>N<sub>2</sub>O<sub>7</sub>P).



Mol	Chain	Residues	Atoms					ZeroOcc	AltConf
2	A	1	Total	C	N	O	P	0	0
			22	12	2	7	1		
2	B	1	Total	C	N	O	P	0	0
			22	12	2	7	1		

Continued on next page...

*Continued from previous page...*

Mol	Chain	Residues	Atoms					ZeroOcc	AltConf
2	C	1	Total 22	C 12	N 2	O 7	P 1	0	0
2	D	1	Total 22	C 12	N 2	O 7	P 1	0	0
2	E	1	Total 22	C 12	N 2	O 7	P 1	0	0
2	F	1	Total 22	C 12	N 2	O 7	P 1	0	0
2	G	1	Total 22	C 12	N 2	O 7	P 1	0	0
2	H	1	Total 22	C 12	N 2	O 7	P 1	0	0
2	I	1	Total 22	C 12	N 2	O 7	P 1	0	0
2	J	1	Total 22	C 12	N 2	O 7	P 1	0	0
2	K	1	Total 22	C 12	N 2	O 7	P 1	0	0
2	L	1	Total 22	C 12	N 2	O 7	P 1	0	0
2	M	1	Total 22	C 12	N 2	O 7	P 1	0	0
2	N	1	Total 22	C 12	N 2	O 7	P 1	0	0
2	O	1	Total 22	C 12	N 2	O 7	P 1	0	0
2	P	1	Total 22	C 12	N 2	O 7	P 1	0	0
2	Q	1	Total 22	C 12	N 2	O 7	P 1	0	0
2	R	1	Total 22	C 12	N 2	O 7	P 1	0	0
2	S	1	Total 22	C 12	N 2	O 7	P 1	0	0
2	T	1	Total 22	C 12	N 2	O 7	P 1	0	0
2	U	1	Total 22	C 12	N 2	O 7	P 1	0	0
2	V	1	Total 22	C 12	N 2	O 7	P 1	0	0
2	W	1	Total 22	C 12	N 2	O 7	P 1	0	0

*Continued on next page...*

*Continued from previous page...*

Mol	Chain	Residues	Atoms					ZeroOcc	AltConf
2	X	1	Total	C	N	O	P	0	0
			22	12	2	7	1		

- Molecule 3 is water.

Mol	Chain	Residues	Atoms		ZeroOcc	AltConf
3	A	47	Total	O	0	0
			47	47		
3	B	34	Total	O	0	0
			34	34		
3	C	26	Total	O	0	0
			26	26		
3	D	38	Total	O	0	0
			38	38		
3	E	35	Total	O	0	0
			35	35		
3	F	40	Total	O	0	0
			40	40		
3	G	34	Total	O	0	0
			34	34		
3	H	38	Total	O	0	0
			38	38		
3	I	29	Total	O	0	0
			29	29		
3	J	30	Total	O	0	0
			30	30		
3	K	33	Total	O	0	0
			33	33		
3	L	29	Total	O	0	0
			29	29		
3	M	29	Total	O	0	0
			29	29		
3	N	38	Total	O	0	0
			38	38		
3	O	28	Total	O	0	0
			28	28		
3	P	20	Total	O	0	0
			20	20		
3	Q	25	Total	O	0	0
			25	25		
3	R	21	Total	O	0	0
			21	21		

*Continued on next page...*



*Continued from previous page...*

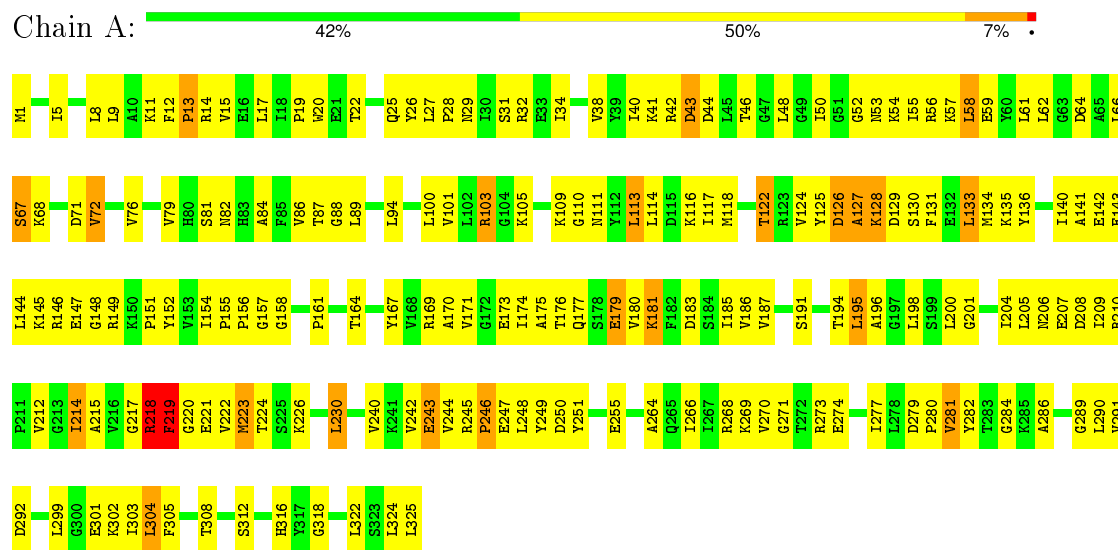
Mol	Chain	Residues	Atoms		ZeroOcc	AltConf
3	S	42	Total 42	O 42	0	0
3	T	40	Total 40	O 40	0	0
3	U	48	Total 48	O 48	0	0
3	V	40	Total 40	O 40	0	0
3	W	34	Total 34	O 34	0	0
3	X	26	Total 26	O 26	0	0

### 3 Residue-property plots

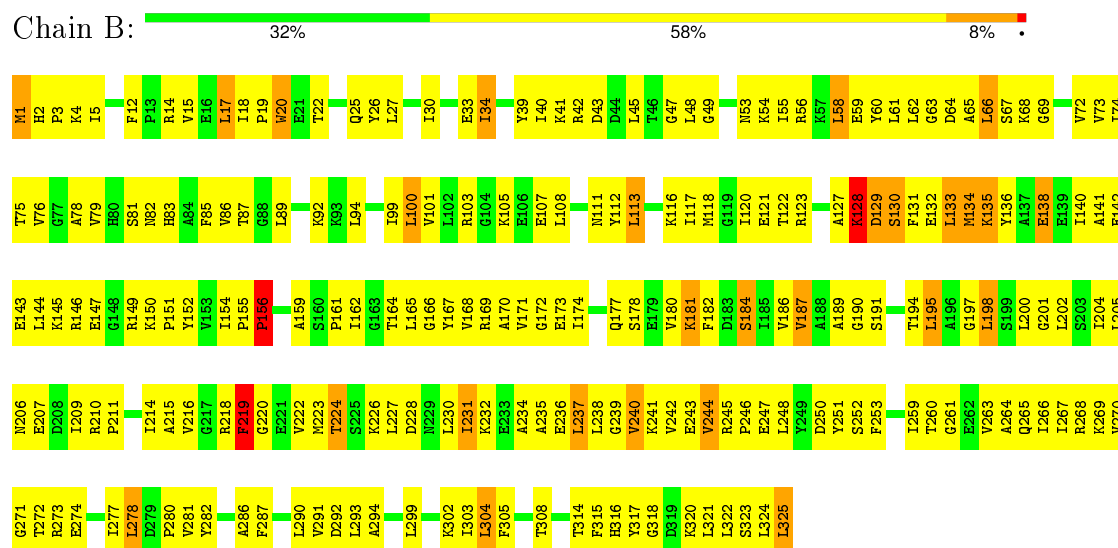
These plots are drawn for all protein, RNA and DNA chains in the entry. The first graphic for a chain summarises the proportions of errors displayed in the second graphic. The second graphic shows the sequence view annotated by issues in geometry and electron density. Residues are color-coded according to the number of geometric quality criteria for which they contain at least one outlier: green = 0, yellow = 1, orange = 2 and red = 3 or more. A red dot above a residue indicates a poor fit to the electron density ( $RSRZ > 2$ ). Stretches of 2 or more consecutive residues without any outlier are shown as a green connector. Residues present in the sample, but not in the model, are shown in grey.

Note EDS was not executed.

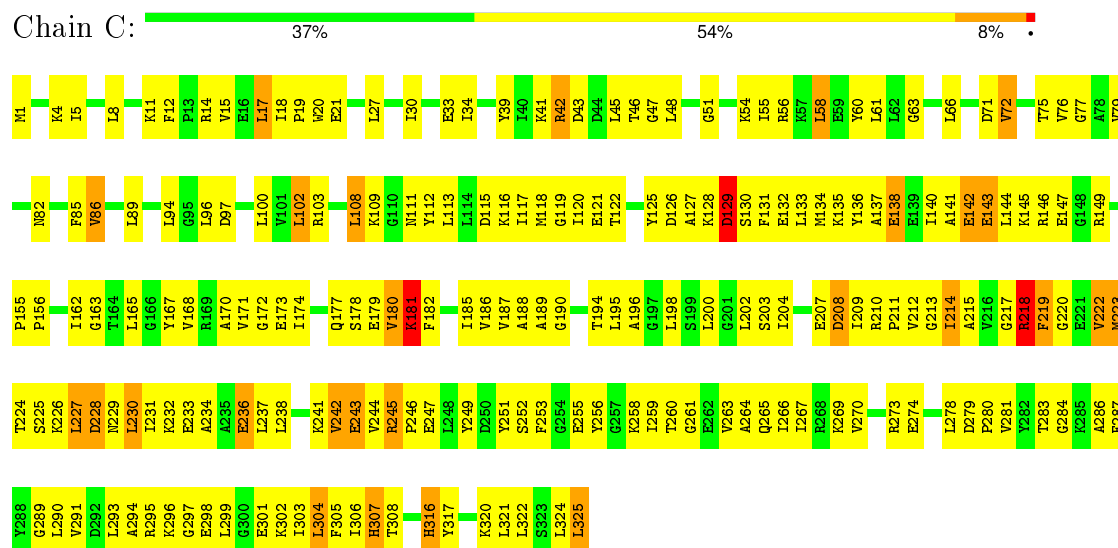
- Molecule 1: 1-aminocyclopropane-1-carboxylate deaminase



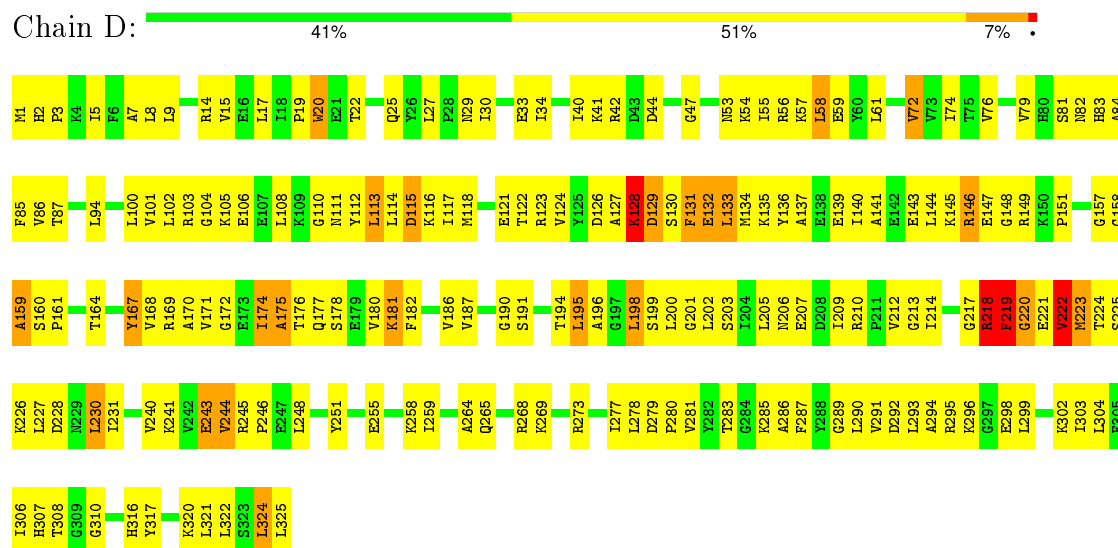
- Molecule 1: 1-aminocyclopropane-1-carboxylate deaminase



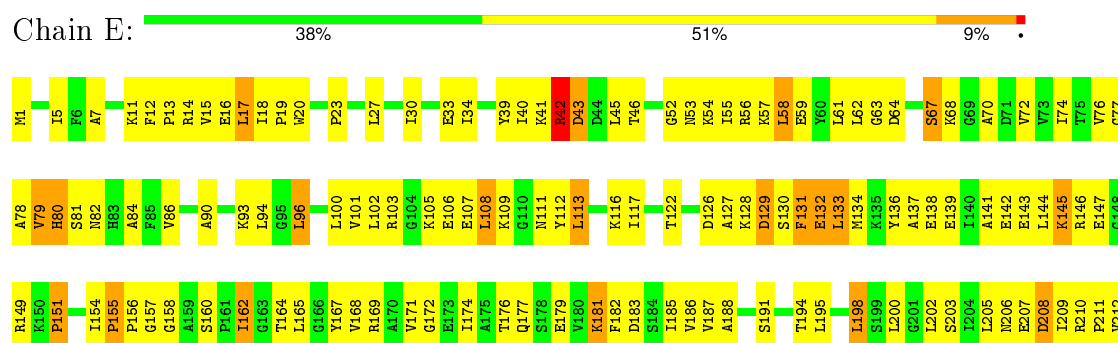
- Molecule 1: 1-aminocyclopropane-1-carboxylate deaminase

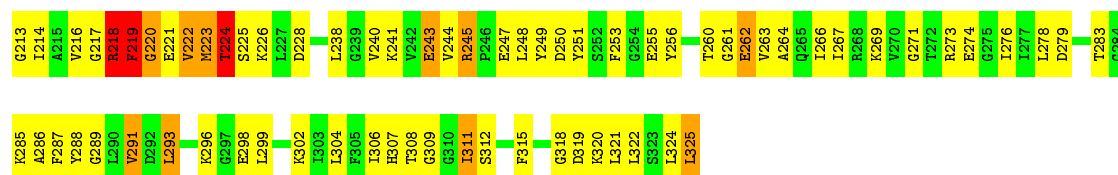


- Molecule 1: 1-aminocyclopropane-1-carboxylate deaminase



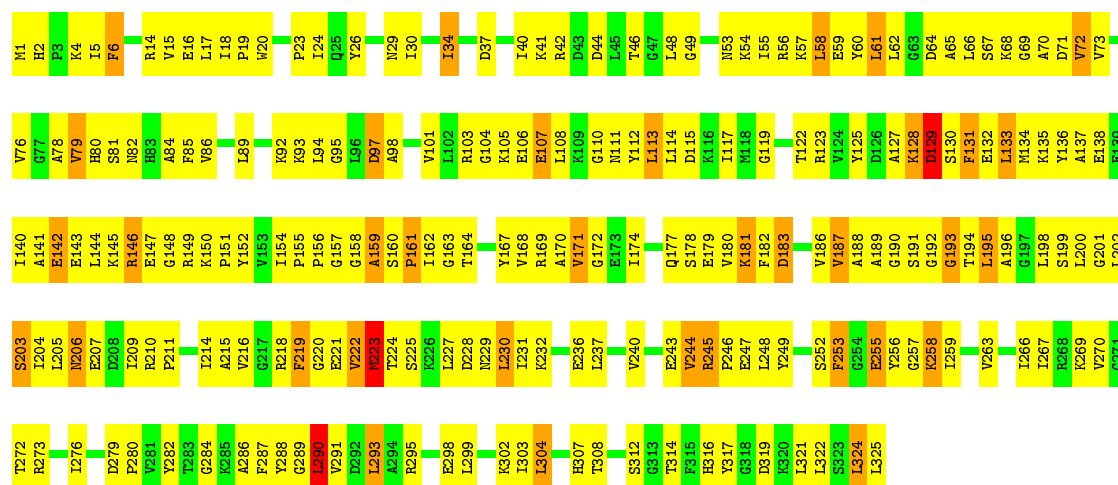
- Molecule 1: 1-aminocyclopropane-1-carboxylate deaminase





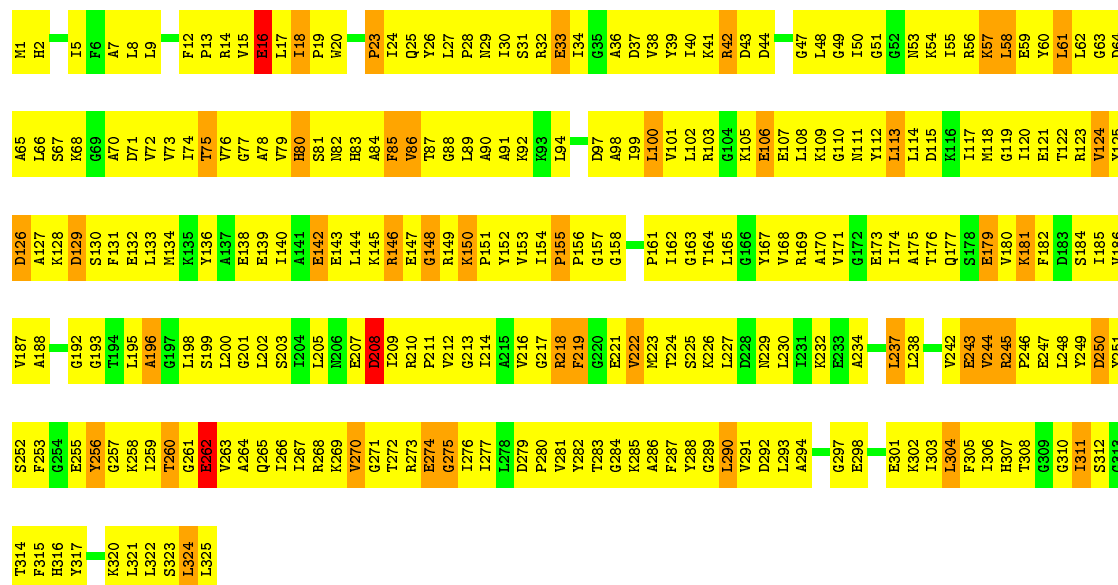
• Molecule 1: 1-aminocyclopropane-1-carboxylate deaminase

Chain F: 31% 57% 11%



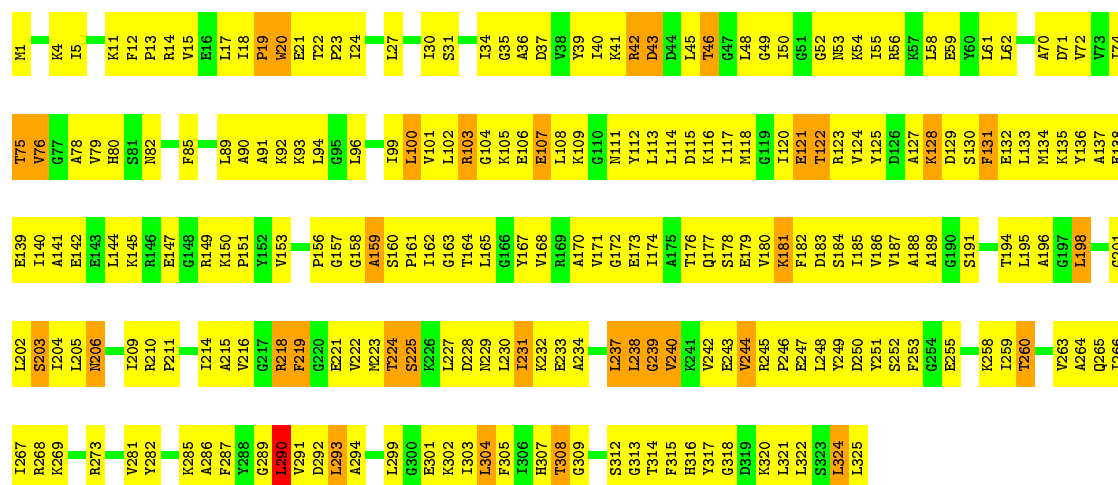
• Molecule 1: 1-aminocyclopropane-1-carboxylate deaminase

Chain G: 16% 70% 13%



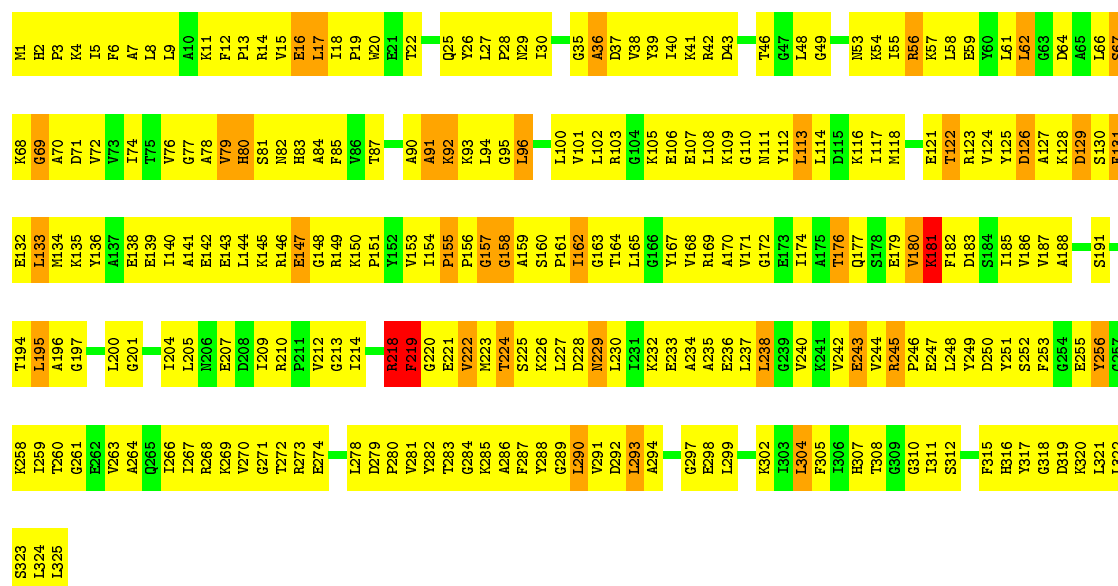
• Molecule 1: 1-aminocyclopropane-1-carboxylate deaminase

Chain H: 29% 60% 10%



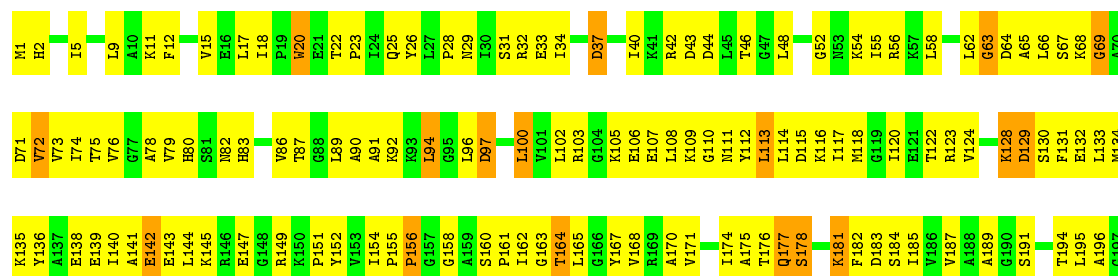
- Molecule 1: 1-aminocyclopropane-1-carboxylate deaminase

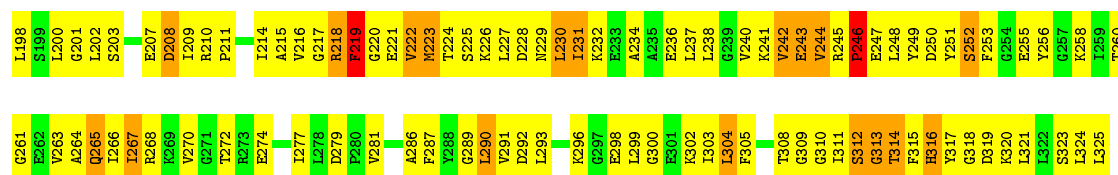
Chain I: 21% 67% 11%



- Molecule 1: 1-aminocyclopropane-1-carboxylate deaminase

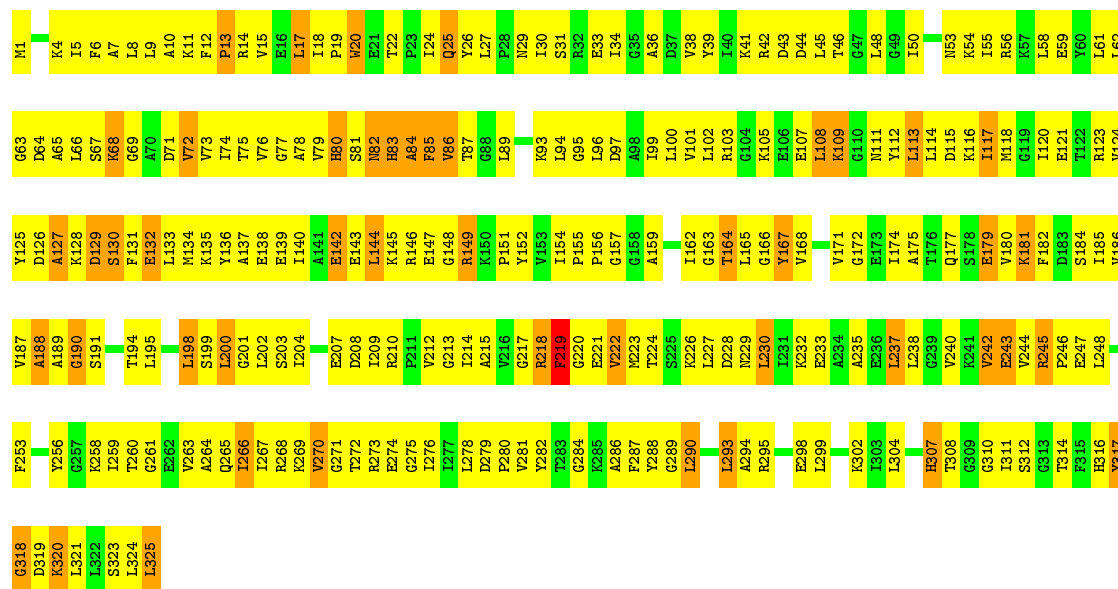
Chain J: 30% 59% 11%





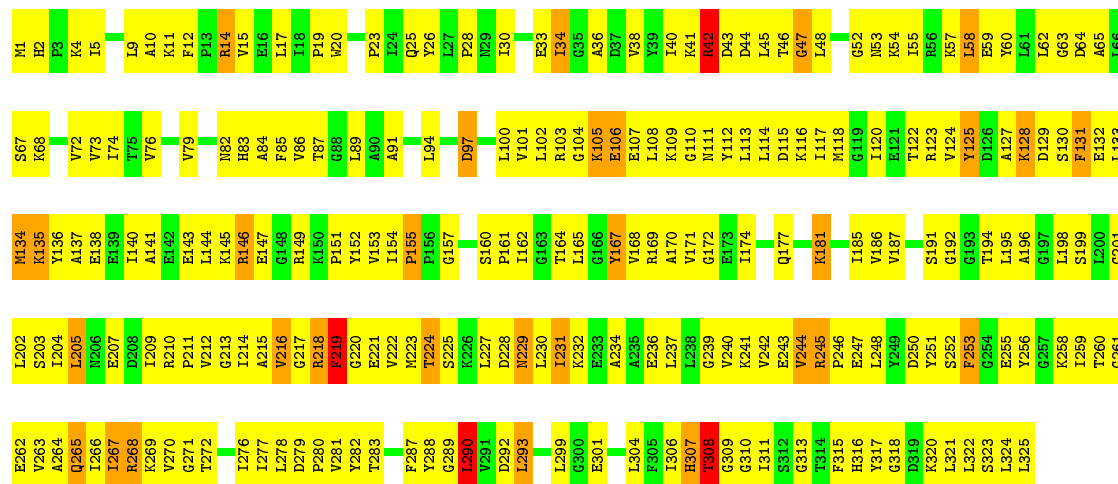
• Molecule 1: 1-aminocyclopropane-1-carboxylate deaminase

Chain K: 24% 62% 14%



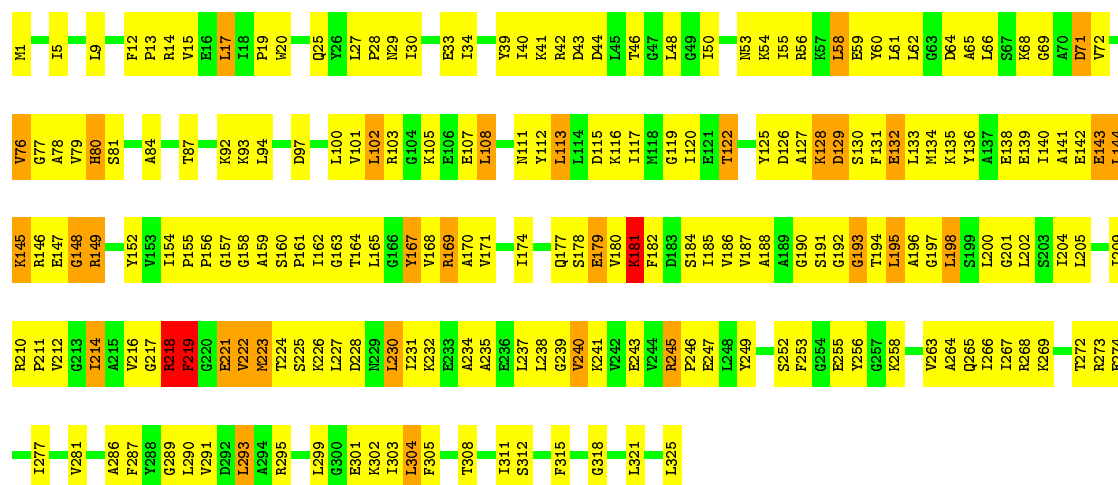
• Molecule 1: 1-aminocyclopropane-1-carboxylate deaminase

Chain L: 29% 61% 9%



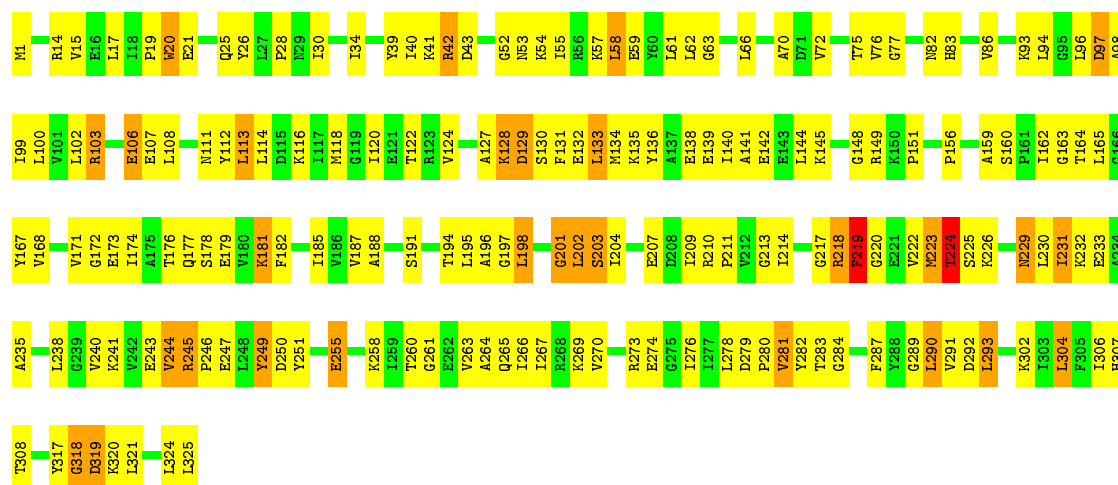
• Molecule 1: 1-aminocyclopropane-1-carboxylate deaminase

Chain M: 36% 53% 10%



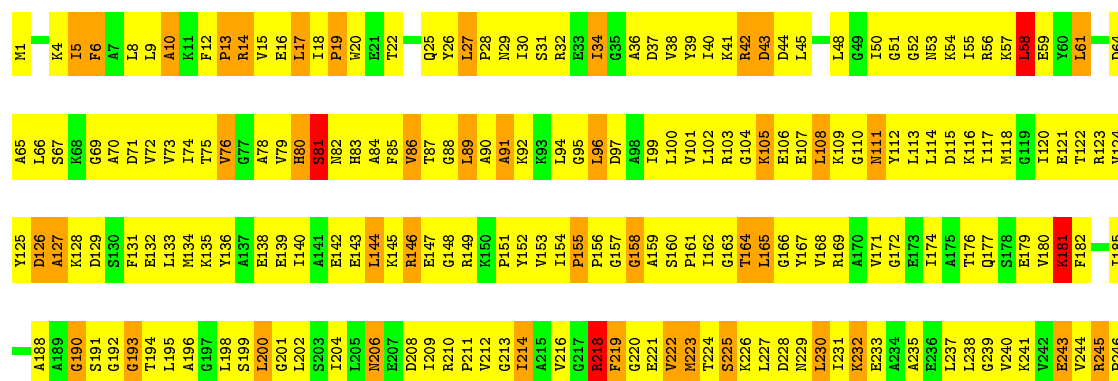
• Molecule 1: 1-aminocyclopropane-1-carboxylate deaminase


Chain N: 45% 46% 9% •



• Molecule 1: 1-aminocyclopropane-1-carboxylate deaminase

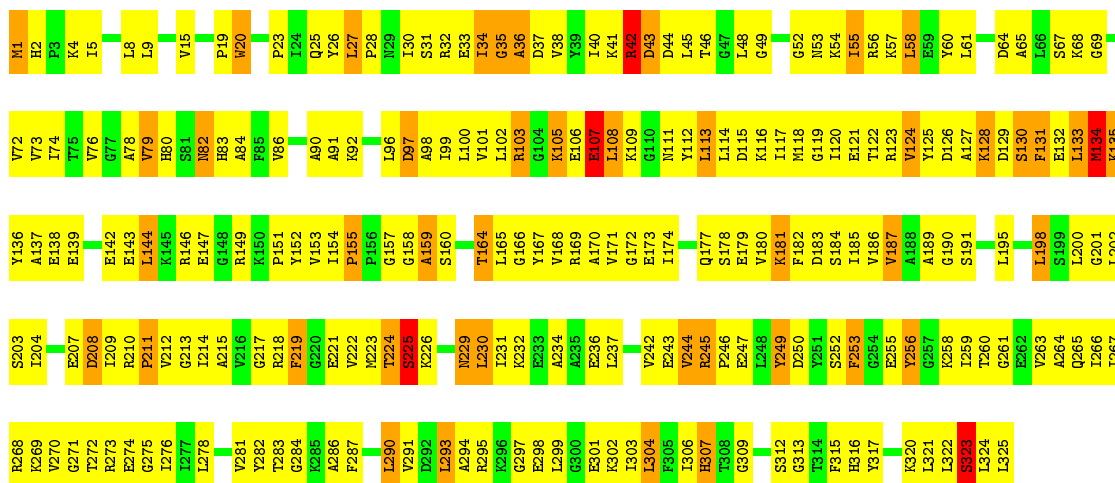
Chain O: 17% 65% 16% •





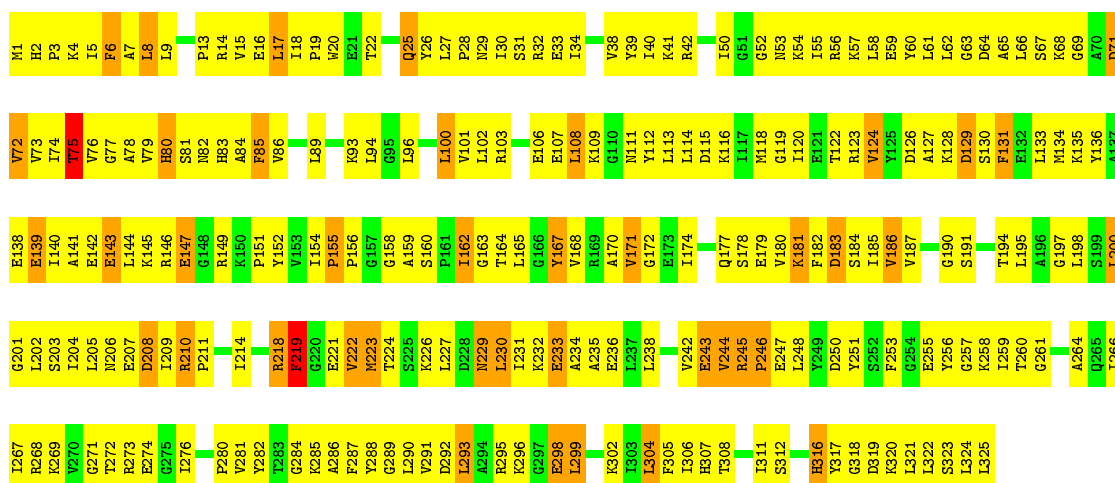
• Molecule 1: 1-aminocyclopropane-1-carboxylate deaminase

Chain P: 27% 58% 14%




• Molecule 1: 1-aminocyclopropane-1-carboxylate deaminase

Chain Q: 26% 61% 13%



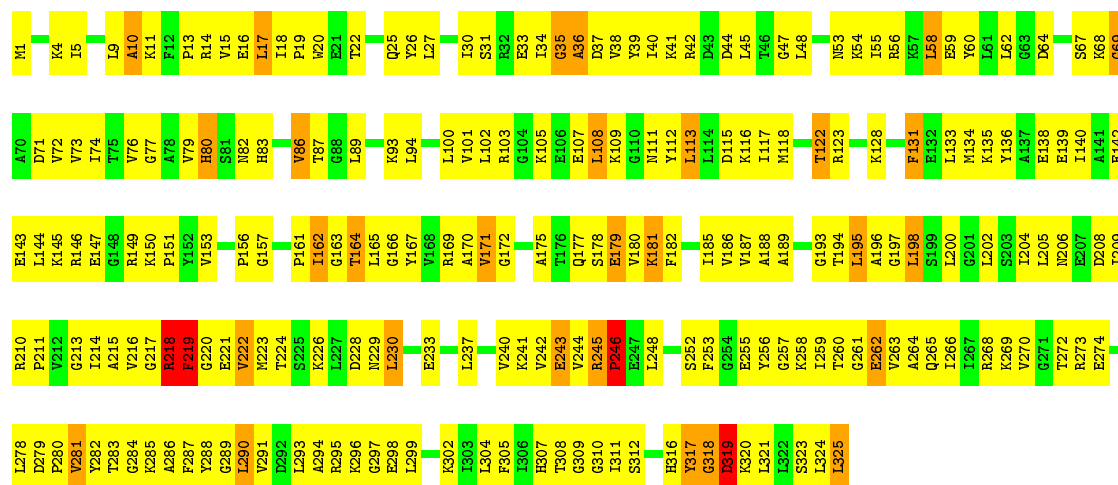






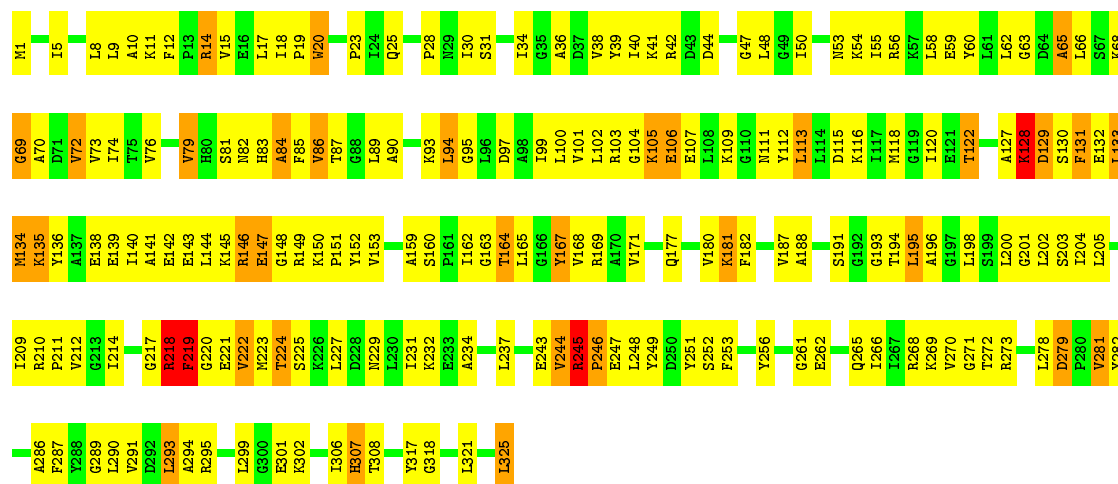
• Molecule 1: 1-aminocyclopropane-1-carboxylate deaminase

Chain U: 32% 58% 9%



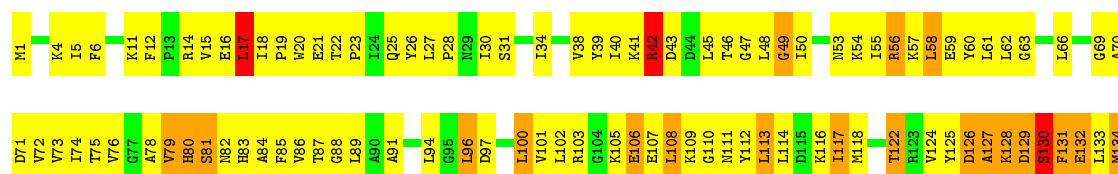
• Molecule 1: 1-aminocyclopropane-1-carboxylate deaminase

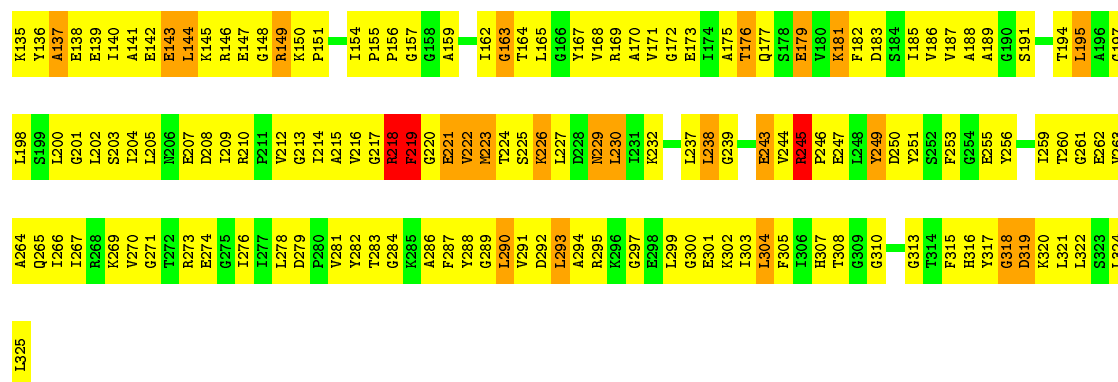
Chain V: 40% 49% 10%



• Molecule 1: 1-aminocyclopropane-1-carboxylate deaminase


Chain W: 24% 61% 13%





- Molecule 1: 1-aminocyclopropane-1-carboxylate deaminase

Chain X: 27% 61% 11% •



## 4 Data and refinement statistics

Xtriage (Phenix) and EDS were not executed - this section will therefore be incomplete.

Property	Value	Source
Space group	P 1	Depositor
Cell constants a, b, c, $\alpha$ , $\beta$ , $\gamma$	105.87Å 147.28Å 149.07Å 73.18° 90.11° 68.49°	Depositor
Resolution (Å)	10.00 – 2.70	Depositor
% Data completeness (in resolution range)	100.0 (10.00-2.70)	Depositor
$R_{merge}$	0.06	Depositor
$R_{sym}$	0.05	Depositor
Refinement program	CNS	Depositor
R, $R_{free}$	0.291 , 0.342	Depositor
Estimated twinning fraction	No twinning to report.	Xtriage
Total number of atoms	60948	wwPDB-VP
Average B, all atoms (Å <sup>2</sup> )	45.0	wwPDB-VP

## 5 Model quality

### 5.1 Standard geometry

Bond lengths and bond angles in the following residue types are not validated in this section: 5PA

The Z score for a bond length (or angle) is the number of standard deviations the observed value is removed from the expected value. A bond length (or angle) with  $|Z| > 5$  is considered an outlier worth inspection. RMSZ is the root-mean-square of all Z scores of the bond lengths (or angles).

Mol	Chain	Bond lengths		Bond angles	
		RMSZ	# $ Z  > 5$	RMSZ	# $ Z  > 5$
1	A	0.45	0/2526	0.76	1/3407 (0.0%)
1	B	0.43	0/2526	0.73	0/3407
1	C	0.42	0/2526	0.74	0/3407
1	D	0.45	0/2526	0.74	0/3407
1	E	0.43	0/2526	0.73	1/3407 (0.0%)
1	F	0.46	0/2526	0.73	1/3407 (0.0%)
1	G	0.48	0/2526	0.80	1/3407 (0.0%)
1	H	0.45	0/2526	0.73	1/3407 (0.0%)
1	I	0.49	0/2526	0.77	1/3407 (0.0%)
1	J	0.45	0/2526	0.74	0/3407
1	K	0.47	0/2526	0.76	0/3407
1	L	0.47	0/2526	0.76	2/3407 (0.1%)
1	M	0.45	0/2526	0.75	0/3407
1	N	0.44	0/2526	0.75	2/3407 (0.1%)
1	O	0.48	0/2526	0.80	0/3407
1	P	0.45	0/2526	0.75	3/3407 (0.1%)
1	Q	0.46	0/2526	0.75	0/3407
1	R	0.46	0/2526	0.76	0/3407
1	S	0.45	0/2526	0.74	1/3407 (0.0%)
1	T	0.46	0/2526	0.78	2/3407 (0.1%)
1	U	0.46	0/2526	0.76	0/3407
1	V	0.44	0/2526	0.77	3/3407 (0.1%)
1	W	0.46	0/2526	0.78	3/3407 (0.1%)
1	X	0.45	0/2526	0.77	2/3407 (0.1%)
All	All	0.45	0/60624	0.76	24/81768 (0.0%)

Chiral center outliers are detected by calculating the chiral volume of a chiral center and verifying if the center is modelled as a planar moiety or with the opposite hand. A planarity outlier is detected by checking planarity of atoms in a peptide group, atoms in a mainchain group or atoms of a sidechain that are expected to be planar.

Mol	Chain	#Chirality outliers	#Planarity outliers
1	D	0	1
1	K	0	1
1	L	0	1
1	M	0	1
1	Q	0	1
1	T	0	1
1	V	0	1
All	All	0	7

There are no bond length outliers.

All (24) bond angle outliers are listed below:

Mol	Chain	Res	Type	Atoms	Z	Observed(°)	Ideal(°)
1	T	304	LEU	CA-CB-CG	6.44	130.11	115.30
1	W	17	LEU	CA-CB-CG	6.26	129.70	115.30
1	N	290	LEU	CA-CB-CG	6.01	129.13	115.30
1	T	290	LEU	CA-CB-CG	5.89	128.85	115.30
1	I	17	LEU	CA-CB-CG	5.83	128.72	115.30
1	L	290	LEU	CA-CB-CG	5.82	128.68	115.30
1	P	15	VAL	N-CA-C	-5.75	95.46	111.00
1	W	226	LYS	N-CA-C	-5.72	95.54	111.00
1	S	290	LEU	CA-CB-CG	5.53	128.02	115.30
1	V	290	LEU	CA-CB-CG	5.52	128.00	115.30
1	X	17	LEU	CA-CB-CG	5.52	128.00	115.30
1	P	290	LEU	CA-CB-CG	5.51	127.97	115.30
1	V	47	GLY	N-CA-C	5.41	126.64	113.10
1	V	245	ARG	N-CA-C	5.41	125.61	111.00
1	X	47	GLY	N-CA-C	5.39	126.58	113.10
1	E	133	LEU	N-CA-C	-5.34	96.58	111.00
1	G	245	ARG	N-CA-C	5.29	125.29	111.00
1	W	245	ARG	N-CA-C	5.27	125.24	111.00
1	L	47	GLY	N-CA-C	5.27	126.27	113.10
1	F	290	LEU	CA-CB-CG	5.23	127.33	115.30
1	P	130	SER	N-CA-C	-5.20	96.95	111.00
1	H	290	LEU	CA-CB-CG	5.15	127.14	115.30
1	A	133	LEU	CA-CB-CG	5.14	127.13	115.30
1	N	133	LEU	N-CA-C	-5.10	97.22	111.00

There are no chirality outliers.

All (7) planarity outliers are listed below:

Mol	Chain	Res	Type	Group
1	D	167	TYR	Sidechain
1	K	167	TYR	Sidechain
1	L	167	TYR	Sidechain
1	M	167	TYR	Sidechain
1	Q	167	TYR	Sidechain
1	T	167	TYR	Sidechain
1	V	167	TYR	Sidechain

## 5.2 Too-close contacts [i](#)

In the following table, the Non-H and H(model) columns list the number of non-hydrogen atoms and hydrogen atoms in the chain respectively. The H(added) column lists the number of hydrogen atoms added and optimized by MolProbity. The Clashes column lists the number of clashes within the asymmetric unit, whereas Symm-Clashes lists symmetry related clashes.

Mol	Chain	Non-H	H(model)	H(added)	Clashes	Symm-Clashes
1	A	2484	0	2583	236	0
1	B	2484	0	2583	288	0
1	C	2484	0	2583	286	1
1	D	2484	0	2583	264	0
1	E	2484	0	2583	245	0
1	F	2484	0	2583	278	1
1	G	2484	0	2583	501	0
1	H	2484	0	2583	328	0
1	I	2484	0	2583	413	0
1	J	2484	0	2583	363	0
1	K	2484	0	2583	430	0
1	L	2484	0	2583	341	0
1	M	2484	0	2583	324	0
1	N	2484	0	2583	219	0
1	O	2484	0	2583	457	0
1	P	2484	0	2583	362	0
1	Q	2484	0	2583	392	0
1	R	2484	0	2583	353	0
1	S	2484	0	2583	295	0
1	T	2484	0	2583	326	0
1	U	2484	0	2583	282	0
1	V	2484	0	2583	261	0
1	W	2484	0	2583	409	0
1	X	2484	0	2583	340	0
2	A	22	0	13	5	0
2	B	22	0	13	8	0
2	C	22	0	13	6	0

*Continued on next page...*

*Continued from previous page...*

Mol	Chain	Non-H	H(model)	H(added)	Clashes	Symm-Clashes
2	D	22	0	13	7	0
2	E	22	0	13	7	0
2	F	22	0	13	15	0
2	G	22	0	13	3	0
2	H	22	0	13	7	0
2	I	22	0	13	13	0
2	J	22	0	13	9	0
2	K	22	0	13	11	0
2	L	22	0	13	6	0
2	M	22	0	13	10	0
2	N	22	0	13	4	0
2	O	22	0	13	6	0
2	P	22	0	13	10	0
2	Q	22	0	13	15	0
2	R	22	0	13	14	0
2	S	22	0	13	9	0
2	T	22	0	13	6	0
2	U	22	0	13	6	0
2	V	22	0	13	7	0
2	W	22	0	13	8	0
2	X	22	0	13	5	0
3	A	47	0	0	10	0
3	B	34	0	0	7	0
3	C	26	0	0	3	0
3	D	38	0	0	9	0
3	E	35	0	0	5	0
3	F	40	0	0	6	0
3	G	34	0	0	12	0
3	H	38	0	0	11	0
3	I	29	0	0	9	0
3	J	30	0	0	8	0
3	K	33	0	0	8	0
3	L	29	0	0	12	0
3	M	29	0	0	8	0
3	N	38	0	0	6	0
3	O	28	0	0	9	0
3	P	20	0	0	11	0
3	Q	25	0	0	13	0
3	R	21	0	0	5	0
3	S	42	0	0	10	0
3	T	40	0	0	12	0
3	U	48	0	0	9	0

*Continued on next page...*



*Continued from previous page...*

Mol	Chain	Non-H	H(model)	H(added)	Clashes	Symm-Clashes
3	V	40	0	0	6	0
3	W	34	0	0	10	0
3	X	26	0	0	6	0
All	All	60948	0	62304	7804	1

The all-atom clashscore is defined as the number of clashes found per 1000 atoms (including hydrogen atoms). The all-atom clashscore for this structure is 64.

All (7804) close contacts within the same asymmetric unit are listed below, sorted by their clash magnitude.

Atom-1	Atom-2	Interatomic distance (Å)	Clash overlap (Å)
1:X:128:LYS:HD3	1:X:128:LYS:H	1.06	1.19
1:G:147:GLU:CB	1:I:221:GLU:HA	1.75	1.15
1:C:103:ARG:HD3	1:C:133:LEU:HD22	1.21	1.15
1:C:214:ILE:HD13	1:C:286:ALA:HA	1.29	1.14
1:G:147:GLU:HB3	1:I:221:GLU:HA	1.18	1.14
1:J:181:LYS:H	1:J:181:LYS:HD3	1.03	1.14
1:N:181:LYS:H	1:N:181:LYS:HD3	1.07	1.13
1:X:218:ARG:HG2	1:X:219:PHE:H	1.11	1.12
1:I:181:LYS:H	1:I:181:LYS:HD3	0.95	1.11
1:O:67:SER:HB2	1:S:67:SER:HB2	1.28	1.11
1:G:165:LEU:HD21	1:G:238:LEU:HD21	1.31	1.10
1:X:218:ARG:HH11	1:X:218:ARG:HB2	1.04	1.10
1:P:265:GLN:HG3	1:P:269:LYS:HE3	1.33	1.10
1:J:128:LYS:HE2	1:J:132:GLU:HB2	1.29	1.10
1:H:128:LYS:HD3	1:H:128:LYS:H	1.14	1.10
1:D:181:LYS:H	1:D:181:LYS:HE2	1.14	1.09
1:O:72:VAL:HG13	1:O:151:PRO:HA	1.33	1.09
1:W:214:ILE:HD13	1:W:286:ALA:HA	1.34	1.09
1:H:218:ARG:HH11	1:H:218:ARG:HB2	1.18	1.09
1:F:222:VAL:HG13	1:F:223:MET:H	0.97	1.09
1:A:214:ILE:HD13	1:A:286:ALA:HA	1.33	1.09
1:Q:319:ASP:HA	1:Q:322:LEU:HD12	1.32	1.08
1:W:229:ASN:ND2	1:W:232:LYS:HE2	1.68	1.08
1:A:134:MET:HE1	1:A:155:PRO:HA	1.34	1.08
1:P:224:THR:HG23	1:P:245:ARG:HH12	1.17	1.08
1:O:261:GLY:HA2	1:O:324:LEU:HB3	1.35	1.08
1:M:134:MET:HE1	1:M:155:PRO:HA	1.36	1.07
1:W:171:VAL:HG21	1:W:201:GLY:HA3	1.31	1.07
1:I:76:VAL:HG21	1:I:156:PRO:HG3	1.37	1.07
1:G:217:GLY:HA3	1:G:256:TYR:HB2	1.35	1.07

*Continued on next page...*

*Continued from previous page...*

Atom-1	Atom-2	Interatomic distance (Å)	Clash overlap (Å)
1:Q:82:ASN:ND2	1:Q:111:ASN:HD21	1.51	1.07
1:P:144:LEU:HD11	1:P:149:ARG:HD3	1.31	1.07
1:L:181:LYS:H	1:L:181:LYS:HD3	0.94	1.06
1:K:253:PHE:HB3	1:K:260:THR:HG21	1.30	1.06
1:Q:181:LYS:H	1:Q:181:LYS:HE2	1.08	1.05
1:N:218:ARG:HG2	1:N:219:PHE:H	1.17	1.04
1:V:218:ARG:HH11	1:V:218:ARG:HB2	1.17	1.04
1:O:1:MET:HG3	1:O:6:PHE:HB2	1.36	1.04
1:A:41:LYS:NZ	1:A:177:GLN:HE22	1.55	1.04
1:P:27:LEU:HD13	1:P:274:GLU:HG3	1.34	1.04
1:E:181:LYS:HE2	1:E:181:LYS:H	1.20	1.04
1:J:15:VAL:HG11	1:J:94:LEU:HD11	1.37	1.03
1:X:128:LYS:HE3	1:X:132:GLU:HB2	1.35	1.03
1:R:181:LYS:HE2	1:R:181:LYS:H	1.17	1.03
1:V:143:GLU:HA	1:V:146:ARG:HD2	1.39	1.03
1:D:34:ILE:HD11	1:D:291:VAL:HG22	1.35	1.03
1:K:66:LEU:HD11	1:K:94:LEU:HD13	1.40	1.03
1:R:128:LYS:HD3	1:R:128:LYS:H	1.17	1.02
1:F:128:LYS:HD3	1:F:128:LYS:H	1.22	1.02
1:Q:214:ILE:HD13	1:Q:286:ALA:HA	1.41	1.02
1:R:41:LYS:NZ	1:R:177:GLN:HE22	1.56	1.02
1:E:214:ILE:HD13	1:E:286:ALA:HA	1.41	1.02
1:U:216:VAL:HB	1:U:285:LYS:HD2	1.40	1.02
1:B:54:LYS:HZ1	2:B:1021:5PA:H91	1.23	1.02
1:D:218:ARG:HD3	1:D:222:VAL:HG11	1.39	1.02
1:C:222:VAL:HG22	1:C:226:LYS:HD2	1.42	1.01
1:L:255:GLU:HG3	1:L:258:LYS:HB2	1.37	1.01
1:D:218:ARG:HB2	1:D:218:ARG:HH11	1.23	1.01
1:J:160:SER:OG	1:J:162:ILE:HG22	1.61	1.01
1:M:146:ARG:O	1:M:147:GLU:HG3	1.60	1.01
1:G:57:LYS:HB3	1:G:163:GLY:O	1.61	1.00
1:N:82:ASN:ND2	1:N:111:ASN:HD21	1.57	1.00
1:L:102:LEU:HB2	1:L:124:VAL:HG22	1.43	1.00
1:J:222:VAL:HG13	1:J:223:MET:H	1.26	1.00
1:W:217:GLY:HA2	1:W:256:TYR:HB2	1.43	1.00
1:S:54:LYS:HE3	2:S:1191:5PA:H91	1.40	1.00
1:I:174:ILE:HA	1:I:177:GLN:HE21	1.23	0.99
1:N:112:TYR:HE1	1:N:122:THR:HG21	1.24	0.99
1:P:112:TYR:HE1	1:P:122:THR:HG21	1.23	0.99
1:W:58:LEU:HD21	1:W:87:THR:HA	1.43	0.99
1:G:9:LEU:HD21	1:G:165:LEU:HD22	1.42	0.99

*Continued on next page...*

*Continued from previous page...*

Atom-1	Atom-2	Interatomic distance (Å)	Clash overlap (Å)
1:Q:83:HIS:HB2	2:Q:1171:5PA:H92	1.41	0.99
1:N:72:VAL:HG11	1:N:144:LEU:HD21	1.43	0.99
1:L:17:LEU:HD23	1:L:59:GLU:HG2	1.42	0.99
1:O:54:LYS:NZ	1:O:57:LYS:HZ1	1.59	0.99
1:Q:181:LYS:HG2	1:Q:302:LYS:HZ2	1.27	0.99
1:L:134:MET:O	1:L:138:GLU:HG2	1.63	0.99
1:F:34:ILE:HD11	1:F:291:VAL:HA	1.41	0.98
1:R:174:ILE:HA	1:R:177:GLN:HE21	1.25	0.98
1:P:1:MET:HE3	1:P:1:MET:HA	1.42	0.98
1:B:15:VAL:HG23	1:B:63:GLY:HA2	1.46	0.98
1:T:222:VAL:HG13	1:T:223:MET:H	1.25	0.98
1:F:181:LYS:H	1:F:181:LYS:HD3	1.26	0.98
1:G:101:VAL:CG1	1:G:133:LEU:HG	1.93	0.98
1:A:19:PRO:HD2	1:A:20:TRP:CZ3	1.99	0.98
1:T:100:LEU:HB3	1:T:102:LEU:HD21	1.41	0.98
1:G:123:ARG:HH11	1:G:140:ILE:HD13	1.27	0.98
1:T:161:PRO:O	1:T:164:THR:HG22	1.64	0.98
1:O:278:LEU:HD22	1:O:283:THR:HB	1.43	0.98
1:I:54:LYS:HZ1	2:I:1091:5PA:H91	1.29	0.97
1:U:293:LEU:HD23	1:U:299:LEU:HD21	1.45	0.97
1:W:219:PHE:CE2	1:W:224:THR:HB	1.99	0.97
1:W:219:PHE:HE2	1:W:224:THR:HB	1.25	0.97
1:K:115:ASP:HB3	1:K:120:ILE:HB	1.43	0.97
1:R:55:ILE:HD11	1:R:86:VAL:HG11	1.42	0.97
1:G:17:LEU:HD23	1:G:59:GLU:HG2	1.46	0.97
1:H:224:THR:HG23	1:H:245:ARG:HH12	1.25	0.97
1:O:222:VAL:HG22	1:O:226:LYS:HD2	1.47	0.97
1:H:181:LYS:H	1:H:181:LYS:HE2	1.27	0.97
1:V:58:LEU:HD12	1:V:62:LEU:HG	1.46	0.97
1:G:84:ALA:HB1	1:G:100:LEU:HD23	1.46	0.97
1:F:222:VAL:HG13	1:F:223:MET:N	1.80	0.97
1:L:181:LYS:H	1:L:181:LYS:CD	1.76	0.97
1:K:200:LEU:HD22	1:K:204:ILE:HD11	1.46	0.97
1:V:41:LYS:NZ	1:V:177:GLN:HE22	1.61	0.97
1:I:181:LYS:H	1:I:181:LYS:CD	1.77	0.97
1:L:181:LYS:N	1:L:181:LYS:HD3	1.78	0.96
1:O:171:VAL:HG11	1:O:201:GLY:HA3	1.43	0.96
1:Q:253:PHE:HB3	1:Q:260:THR:HG21	1.47	0.96
1:B:103:ARG:HD3	1:B:133:LEU:HD11	1.45	0.96
1:P:299:LEU:HB2	1:P:303:ILE:HD11	1.44	0.96
1:X:218:ARG:HH11	1:X:218:ARG:CB	1.76	0.96

*Continued on next page...*

*Continued from previous page...*

Atom-1	Atom-2	Interatomic distance (Å)	Clash overlap (Å)
1:Q:41:LYS:NZ	1:Q:177:GLN:HE22	1.62	0.96
1:K:99:ILE:HG23	1:K:121:GLU:HB3	1.46	0.96
1:F:222:VAL:CG1	1:F:223:MET:H	1.79	0.96
1:J:211:PRO:HB2	1:J:246:PRO:HB3	1.46	0.96
1:I:181:LYS:HD3	1:I:181:LYS:N	1.81	0.96
1:U:214:ILE:HD13	1:U:286:ALA:HA	1.46	0.96
1:T:218:ARG:O	1:T:219:PHE:HB2	1.61	0.96
1:G:114:LEU:HD23	1:G:117:ILE:HD12	1.45	0.96
1:V:222:VAL:HG13	1:V:223:MET:H	1.27	0.95
1:P:106:GLU:HG3	1:P:124:VAL:HG11	1.47	0.95
1:W:134:MET:SD	1:W:156:PRO:HD3	2.05	0.95
1:K:41:LYS:NZ	1:K:177:GLN:HE22	1.64	0.95
1:R:105:LYS:HG3	1:R:107:GLU:HG3	1.46	0.95
1:B:265:GLN:HG3	1:B:269:LYS:HE3	1.45	0.95
1:F:66:LEU:HD11	1:F:94:LEU:HD22	1.46	0.95
1:Q:82:ASN:HD22	1:Q:111:ASN:ND2	1.64	0.95
1:O:216:VAL:HG11	1:O:282:TYR:HA	1.48	0.95
1:J:185:ILE:HG23	1:J:304:LEU:HB3	1.49	0.95
1:P:72:VAL:HG23	1:P:97:ASP:HB2	1.47	0.95
1:V:103:ARG:HD3	1:V:133:LEU:HD11	1.45	0.95
1:D:218:ARG:O	1:D:219:PHE:HB2	1.64	0.95
1:I:41:LYS:NZ	1:I:177:GLN:HE22	1.64	0.95
1:M:162:ILE:HD12	1:M:163:GLY:N	1.82	0.95
1:G:41:LYS:NZ	1:G:177:GLN:HE22	1.65	0.95
1:K:203:SER:OG	1:K:243:GLU:HB2	1.67	0.94
2:Q:1171:5PA:H102	3:Q:1172:HOH:O	1.66	0.94
1:W:15:VAL:O	1:W:17:LEU:HD22	1.67	0.94
1:R:195:LEU:HD12	1:R:227:LEU:HD21	1.50	0.94
1:P:106:GLU:HG2	1:P:124:VAL:HG21	1.49	0.94
1:V:82:ASN:HD22	1:V:111:ASN:HD21	1.13	0.94
1:T:144:LEU:HD11	1:T:149:ARG:HH11	1.32	0.94
1:P:218:ARG:HD3	1:P:222:VAL:HG11	1.49	0.94
1:W:320:LYS:HZ1	1:W:324:LEU:HD11	1.31	0.94
1:Q:19:PRO:HD2	1:Q:20:TRP:CZ3	2.02	0.94
1:S:221:GLU:C	1:S:223:MET:H	1.68	0.94
1:L:123:ARG:HH11	1:L:140:ILE:HD13	1.32	0.94
1:L:123:ARG:HB3	1:L:125:TYR:HE1	1.31	0.94
1:N:82:ASN:HD22	1:N:111:ASN:HD21	1.11	0.93
1:I:222:VAL:HG22	1:I:226:LYS:HD2	1.47	0.93
1:A:221:GLU:HA	3:A:1012:HOH:O	1.69	0.93
1:P:224:THR:HG23	1:P:245:ARG:NH1	1.80	0.93

*Continued on next page...*

*Continued from previous page...*

Atom-1	Atom-2	Interatomic distance (Å)	Clash overlap (Å)
1:P:218:ARG:HH11	1:P:218:ARG:HB2	1.32	0.93
1:H:259:ILE:HD12	1:H:320:LYS:HG2	1.49	0.93
1:D:41:LYS:NZ	1:D:177:GLN:HE22	1.67	0.93
1:X:112:TYR:HE1	1:X:122:THR:HG21	1.29	0.93
1:W:171:VAL:HG21	1:W:201:GLY:CA	1.98	0.93
1:K:219:PHE:HA	1:K:223:MET:HE3	1.47	0.93
1:W:61:LEU:HD23	1:W:162:ILE:HD11	1.46	0.93
1:N:128:LYS:H	1:N:128:LYS:HD3	1.32	0.93
1:Q:264:ALA:O	1:Q:325:LEU:HD21	1.66	0.93
1:O:162:ILE:HG22	1:O:237:LEU:HD11	1.51	0.93
1:I:164:THR:O	1:I:168:VAL:HG23	1.69	0.93
1:K:171:VAL:HG21	1:K:201:GLY:HA3	1.50	0.92
1:W:320:LYS:NZ	1:W:324:LEU:HD11	1.83	0.92
1:S:71:ASP:OD2	1:S:72:VAL:HG12	1.70	0.92
1:L:40:ILE:HD13	1:L:276:ILE:HD13	1.49	0.92
1:T:174:ILE:HA	1:T:177:GLN:HE21	1.34	0.92
1:G:147:GLU:HB3	1:I:221:GLU:CA	2.00	0.92
1:X:97:ASP:HB3	3:X:1243:HOH:O	1.69	0.92
1:X:103:ARG:NE	1:X:129:ASP:HA	1.84	0.92
1:M:134:MET:HE1	1:M:156:PRO:HD3	1.52	0.92
1:Q:82:ASN:HA	1:Q:111:ASN:ND2	1.85	0.92
1:V:41:LYS:HZ3	1:V:177:GLN:HE22	1.08	0.92
1:O:219:PHE:HE2	1:O:224:THR:HB	1.31	0.92
1:T:27:LEU:O	1:T:31:SER:HB2	1.69	0.92
1:Q:41:LYS:HZ1	1:Q:177:GLN:HE22	1.13	0.92
1:E:263:VAL:O	1:E:266:ILE:HG22	1.69	0.91
1:W:162:ILE:HG13	1:W:163:GLY:H	1.35	0.91
1:G:214:ILE:HD13	1:G:286:ALA:HA	1.52	0.91
1:J:25:GLN:NE2	1:J:42:ARG:HE	1.68	0.91
1:Q:264:ALA:HB1	1:Q:325:LEU:HD22	1.51	0.91
1:T:69:GLY:O	1:T:150:LYS:HD2	1.67	0.91
1:D:106:GLU:HG3	1:D:124:VAL:HG21	1.52	0.91
1:Q:200:LEU:HD22	1:Q:204:ILE:HD11	1.52	0.91
1:G:162:ILE:HD12	1:G:163:GLY:N	1.85	0.91
1:L:168:VAL:O	1:L:171:VAL:HG22	1.69	0.91
1:X:128:LYS:CD	1:X:128:LYS:H	1.84	0.91
1:Q:207:GLU:HA	1:Q:207:GLU:OE1	1.71	0.91
1:E:42:ARG:HH21	1:E:276:ILE:HG12	1.35	0.91
1:W:195:LEU:HD11	1:W:213:GLY:HA3	1.52	0.91
1:K:4:LYS:HE2	1:K:204:ILE:HG22	1.52	0.91
1:T:144:LEU:HD21	1:T:149:ARG:NH1	1.86	0.91

*Continued on next page...*

*Continued from previous page...*

Atom-1	Atom-2	Interatomic distance (Å)	Clash overlap (Å)
1:O:174:ILE:HD13	1:O:304:LEU:HD11	1.52	0.91
1:X:128:LYS:CE	1:X:132:GLU:HB2	2.02	0.90
1:A:41:LYS:HZ1	1:A:177:GLN:HE22	0.91	0.90
1:F:255:GLU:HG3	1:F:258:LYS:HB2	1.53	0.90
1:I:186:VAL:HA	1:I:212:VAL:O	1.71	0.90
1:H:144:LEU:HD11	1:H:149:ARG:HD3	1.52	0.90
1:W:82:ASN:ND2	1:W:111:ASN:HD21	1.69	0.90
1:T:218:ARG:HG2	1:T:219:PHE:H	1.35	0.90
1:H:224:THR:HG23	1:H:245:ARG:NH1	1.85	0.90
1:R:128:LYS:N	1:R:128:LYS:HD3	1.85	0.90
1:M:181:LYS:HE3	1:M:302:LYS:HZ3	1.36	0.90
1:I:264:ALA:HB1	1:I:325:LEU:HD21	1.54	0.90
1:L:41:LYS:HZ3	1:L:177:GLN:HE22	1.04	0.90
1:G:17:LEU:O	1:G:19:PRO:HD3	1.70	0.90
1:U:135:LYS:HG2	3:U:1218:HOH:O	1.69	0.90
1:N:265:GLN:HG3	1:N:269:LYS:HE3	1.52	0.90
1:B:320:LYS:HE3	1:B:324:LEU:HD11	1.53	0.90
1:Q:281:VAL:HG13	1:Q:282:TYR:HD1	1.35	0.90
1:H:34:ILE:HD11	1:H:291:VAL:HG22	1.52	0.90
1:G:136:TYR:HA	1:G:139:GLU:HG2	1.52	0.90
1:B:25:GLN:NE2	1:B:42:ARG:HE	1.69	0.90
1:U:181:LYS:H	1:U:181:LYS:HD3	1.36	0.90
1:P:187:VAL:HB	1:P:306:ILE:HD12	1.53	0.90
1:X:218:ARG:HB2	1:X:218:ARG:NH1	1.85	0.89
1:B:82:ASN:HD22	1:B:111:ASN:HD21	1.10	0.89
1:R:203:SER:OG	1:R:243:GLU:HG2	1.70	0.89
1:L:185:ILE:HG23	1:L:304:LEU:HD12	1.53	0.89
1:G:237:LEU:O	1:G:238:LEU:HD23	1.72	0.89
1:O:138:GLU:O	1:O:142:GLU:HG2	1.73	0.89
1:A:141:ALA:O	1:A:145:LYS:HG2	1.70	0.89
1:P:58:LEU:HD13	1:P:61:LEU:HD12	1.52	0.89
1:X:128:LYS:N	1:X:128:LYS:HD3	1.87	0.89
1:M:187:VAL:HG21	1:M:194:THR:HG21	1.53	0.89
1:P:181:LYS:H	1:P:181:LYS:HD3	1.35	0.89
1:Q:109:LYS:HA	1:Q:113:LEU:HD12	1.54	0.89
1:L:103:ARG:CZ	1:L:129:ASP:HA	2.02	0.89
1:I:113:LEU:HD21	1:J:318:GLY:HA3	1.53	0.89
1:S:142:GLU:OE2	1:S:145:LYS:HD3	1.72	0.89
1:O:54:LYS:HZ3	1:O:57:LYS:NZ	1.70	0.89
1:G:15:VAL:HG23	1:G:63:GLY:HA2	1.54	0.89
1:M:129:ASP:CG	1:M:130:SER:H	1.74	0.89

*Continued on next page...*

*Continued from previous page...*

Atom-1	Atom-2	Interatomic distance (Å)	Clash overlap (Å)
1:G:53:ASN:HB3	1:G:308:THR:HG22	1.52	0.89
1:K:14:ARG:HG3	1:K:59:GLU:HB3	1.55	0.89
1:R:142:GLU:HB3	1:R:146:ARG:NH2	1.88	0.89
1:T:128:LYS:HG2	1:T:130:SER:OG	1.72	0.89
1:T:321:LEU:O	1:T:325:LEU:HD23	1.72	0.89
1:I:74:ILE:O	1:I:153:VAL:HA	1.73	0.89
1:M:218:ARG:HD2	1:M:255:GLU:HA	1.55	0.89
1:F:103:ARG:HE	1:F:133:LEU:HD11	1.34	0.88
1:P:181:LYS:H	1:P:181:LYS:CD	1.85	0.88
1:B:128:LYS:HE2	1:B:132:GLU:HB3	1.55	0.88
1:Q:264:ALA:HB1	1:Q:325:LEU:CD2	2.02	0.88
1:R:147:GLU:O	1:R:149:ARG:HG3	1.73	0.88
1:W:218:ARG:H	1:W:218:ARG:HD2	1.37	0.88
1:L:203:SER:OG	1:L:243:GLU:HG2	1.74	0.88
1:Q:298:GLU:O	1:Q:299:LEU:HG	1.74	0.88
1:D:110:GLY:HA3	1:D:316:HIS:HD2	1.37	0.88
1:D:103:ARG:NH2	1:D:131:PHE:H	1.72	0.88
1:V:25:GLN:NE2	1:V:42:ARG:HE	1.70	0.88
1:E:55:ILE:CD1	1:E:86:VAL:HG11	2.04	0.88
1:O:67:SER:HB2	1:S:67:SER:CB	2.04	0.88
1:J:181:LYS:HD3	1:J:181:LYS:N	1.89	0.88
1:P:116:LYS:NZ	1:P:122:THR:HB	1.88	0.88
1:X:26:TYR:O	1:X:28:PRO:HD3	1.74	0.88
1:K:214:ILE:HD13	1:K:286:ALA:HA	1.54	0.88
1:V:245:ARG:HB2	1:V:246:PRO:HD2	1.56	0.88
1:A:186:VAL:HG21	1:A:290:LEU:HD22	1.54	0.88
1:T:210:ARG:HD2	1:T:247:GLU:OE2	1.73	0.88
1:C:225:SER:HA	1:C:228:ASP:HB2	1.54	0.87
1:O:34:ILE:HG21	1:O:291:VAL:HG13	1.54	0.87
1:Q:83:HIS:HB2	2:Q:1171:5PA:C9	2.04	0.87
1:L:58:LEU:HD21	1:L:87:THR:HA	1.54	0.87
1:L:82:ASN:ND2	1:L:111:ASN:HD21	1.72	0.87
1:O:117:ILE:HD13	1:P:321:LEU:HD12	1.54	0.87
1:S:25:GLN:HE22	1:S:42:ARG:HE	1.14	0.87
1:M:20:TRP:CD1	1:N:20:TRP:HZ3	1.92	0.87
1:I:186:VAL:HG12	1:I:212:VAL:HB	1.55	0.87
1:B:218:ARG:HD3	1:B:222:VAL:HG11	1.56	0.87
1:H:218:ARG:HD3	1:H:222:VAL:CG1	2.03	0.87
1:J:211:PRO:HB2	1:J:246:PRO:CB	2.04	0.87
1:V:171:VAL:HG11	1:V:201:GLY:HA3	1.54	0.87
1:U:107:GLU:HB3	1:U:109:LYS:HE2	1.55	0.87

*Continued on next page...*

*Continued from previous page...*

Atom-1	Atom-2	Interatomic distance (Å)	Clash overlap (Å)
1:P:143:GLU:HA	1:P:146:ARG:NH1	1.88	0.87
1:P:253:PHE:O	1:P:258:LYS:HD3	1.74	0.87
1:J:218:ARG:HD3	1:J:222:VAL:HG11	1.56	0.87
1:W:54:LYS:HE3	2:W:1231:5PA:H91	1.56	0.87
1:K:259:ILE:HD11	1:K:317:TYR:HB3	1.56	0.87
1:S:41:LYS:NZ	1:S:177:GLN:HE22	1.72	0.87
1:X:218:ARG:HD3	1:X:222:VAL:HG11	1.54	0.87
1:M:218:ARG:HD2	1:M:256:TYR:H	1.40	0.87
1:R:134:MET:O	1:R:138:GLU:HG2	1.74	0.87
1:T:214:ILE:HG23	1:T:251:TYR:HD1	1.37	0.87
1:S:181:LYS:HE2	1:S:181:LYS:H	1.35	0.87
1:S:55:ILE:H	1:S:55:ILE:HD12	1.40	0.87
1:L:128:LYS:N	1:L:128:LYS:HD3	1.90	0.87
1:Q:312:SER:HG	1:R:315:PHE:HZ	0.88	0.87
1:V:82:ASN:ND2	1:V:111:ASN:HD21	1.72	0.87
1:Q:171:VAL:HG23	1:Q:205:LEU:HD11	1.57	0.87
1:U:162:ILE:HG23	3:U:1245:HOH:O	1.74	0.87
1:G:54:LYS:HD3	1:G:57:LYS:HZ3	1.40	0.86
1:H:56:ARG:HD2	1:H:167:TYR:CE1	2.10	0.86
1:Q:268:ARG:NH2	1:Q:325:LEU:HG	1.90	0.86
1:Q:30:ILE:HG22	1:Q:38:VAL:HG11	1.57	0.86
1:E:186:VAL:HG12	1:E:212:VAL:HB	1.55	0.86
1:H:53:ASN:HB3	1:H:308:THR:HG22	1.56	0.86
1:E:17:LEU:HD23	1:E:59:GLU:HG2	1.56	0.86
1:R:181:LYS:HE2	1:R:181:LYS:N	1.90	0.86
1:X:181:LYS:CD	1:X:181:LYS:H	1.88	0.86
1:J:251:TYR:CE2	1:J:289:GLY:HA2	2.10	0.86
1:S:123:ARG:HH11	1:S:140:ILE:HD13	1.41	0.86
1:B:227:LEU:O	1:B:231:ILE:HG22	1.76	0.86
1:W:106:GLU:HG2	1:W:124:VAL:HG21	1.54	0.86
1:K:186:VAL:HG12	1:K:212:VAL:HB	1.55	0.86
1:D:181:LYS:HE3	1:D:302:LYS:HZ2	1.37	0.86
1:S:214:ILE:HD13	1:S:286:ALA:HA	1.56	0.86
1:R:195:LEU:HD11	1:R:246:PRO:HG3	1.56	0.86
1:T:82:ASN:ND2	1:T:111:ASN:HD21	1.74	0.86
1:I:82:ASN:ND2	1:I:111:ASN:HD21	1.73	0.86
1:V:128:LYS:N	1:V:128:LYS:HD3	1.91	0.86
1:K:181:LYS:H	1:K:181:LYS:CE	1.88	0.86
1:K:19:PRO:HD2	1:K:20:TRP:CZ3	2.11	0.86
1:S:1:MET:HE1	1:S:172:GLY:HA3	1.57	0.86
1:N:181:LYS:N	1:N:181:LYS:HD3	1.90	0.86

*Continued on next page...*



*Continued from previous page...*

Atom-1	Atom-2	Interatomic distance (Å)	Clash overlap (Å)
1:G:82:ASN:HD22	1:G:111:ASN:HD21	1.24	0.86
1:I:268:ARG:HH12	1:I:325:LEU:HB3	1.41	0.86
1:K:79:VAL:HG13	1:K:112:TYR:HB2	1.55	0.86
1:U:162:ILE:HG22	1:U:237:LEU:HD11	1.57	0.86
1:L:103:ARG:HA	1:L:124:VAL:HG13	1.57	0.85
1:F:199:SER:O	1:F:203:SER:HB3	1.75	0.85
1:G:149:ARG:O	1:G:151:PRO:HD3	1.76	0.85
1:O:40:ILE:HD11	1:O:307:HIS:HB2	1.57	0.85
1:S:162:ILE:HD12	1:S:163:GLY:N	1.90	0.85
1:S:263:VAL:O	1:S:266:ILE:HG22	1.74	0.85
1:E:141:ALA:O	1:E:145:LYS:HB3	1.74	0.85
1:P:214:ILE:HG21	1:P:286:ALA:HA	1.57	0.85
1:H:265:GLN:HE21	1:H:269:LYS:HE3	1.42	0.85
1:G:222:VAL:O	1:G:226:LYS:HD2	1.76	0.85
1:W:76:VAL:CG2	1:W:156:PRO:HG3	2.07	0.85
1:T:218:ARG:HH11	1:T:218:ARG:HB2	1.41	0.85
1:W:181:LYS:CD	1:W:181:LYS:H	1.88	0.85
1:P:112:TYR:CE1	1:P:122:THR:HG21	2.11	0.85
1:R:219:PHE:CE1	1:R:250:ASP:HB2	2.11	0.85
1:I:61:LEU:HD23	1:I:162:ILE:HD11	1.59	0.85
1:I:15:VAL:O	1:I:17:LEU:HD22	1.76	0.85
1:O:195:LEU:HD21	1:O:246:PRO:HB2	1.58	0.85
1:U:181:LYS:H	1:U:181:LYS:CD	1.85	0.85
1:R:103:ARG:HE	1:R:133:LEU:HD11	1.41	0.85
1:H:224:THR:CG2	1:H:245:ARG:HH12	1.89	0.85
1:F:181:LYS:HE3	1:F:302:LYS:HZ2	1.42	0.85
1:G:149:ARG:HG3	1:I:221:GLU:H	1.41	0.85
1:W:264:ALA:O	1:W:325:LEU:HD21	1.77	0.85
1:D:296:LYS:HD2	1:D:298:GLU:OE2	1.77	0.85
1:O:147:GLU:O	1:O:149:ARG:N	2.08	0.84
1:M:134:MET:CE	1:M:156:PRO:HD3	2.06	0.84
1:N:218:ARG:HG2	1:N:219:PHE:N	1.92	0.84
1:K:72:VAL:HA	1:K:97:ASP:O	1.77	0.84
1:S:181:LYS:H	1:S:181:LYS:CE	1.89	0.84
1:H:37:ASP:HB2	1:H:301:GLU:O	1.77	0.84
1:T:25:GLN:HE21	1:T:42:ARG:NE	1.74	0.84
1:I:146:ARG:O	1:I:147:GLU:HG3	1.77	0.84
1:E:146:ARG:O	1:E:147:GLU:HG3	1.76	0.84
1:P:232:LYS:O	1:P:236:GLU:HG3	1.77	0.84
1:W:5:ILE:HD12	1:W:172:GLY:CA	2.08	0.84
1:P:144:LEU:HD11	1:P:149:ARG:CD	2.06	0.84

*Continued on next page...*

*Continued from previous page...*

Atom-1	Atom-2	Interatomic distance (Å)	Clash overlap (Å)
1:B:4:LYS:HE2	1:B:204:ILE:HG23	1.59	0.84
1:U:261:GLY:O	1:U:265:GLN:HB2	1.78	0.84
1:V:221:GLU:OE2	1:V:225:SER:HB2	1.77	0.84
1:Q:83:HIS:CB	2:Q:1171:5PA:H92	2.06	0.84
1:V:41:LYS:HZ3	1:V:177:GLN:NE2	1.75	0.84
1:N:1:MET:CE	1:N:172:GLY:HA3	2.08	0.84
1:R:141:ALA:O	1:R:145:LYS:HB2	1.77	0.84
1:K:293:LEU:H	1:K:293:LEU:HD12	1.42	0.84
1:L:161:PRO:O	1:L:164:THR:HG22	1.78	0.84
1:X:200:LEU:O	1:X:204:ILE:HG13	1.77	0.84
1:Q:101:VAL:HG12	1:Q:133:LEU:HD23	1.59	0.84
1:R:41:LYS:HZ2	1:R:177:GLN:HE22	1.22	0.84
1:D:128:LYS:N	1:D:128:LYS:HD3	1.92	0.84
1:E:55:ILE:HD11	1:E:86:VAL:HG11	1.59	0.84
1:X:218:ARG:HD3	1:X:222:VAL:CG1	2.06	0.84
1:S:58:LEU:HA	1:S:61:LEU:HB2	1.59	0.84
1:I:25:GLN:HE22	1:I:42:ARG:HE	1.26	0.84
1:Q:181:LYS:HE2	1:Q:181:LYS:N	1.90	0.84
1:I:214:ILE:HD13	1:I:286:ALA:HA	1.60	0.84
1:H:76:VAL:HG21	1:H:156:PRO:HG3	1.59	0.84
1:B:266:ILE:O	1:B:270:VAL:HG23	1.78	0.84
1:G:29:ASN:HB3	1:G:273:ARG:HG2	1.59	0.83
1:F:53:ASN:HB3	1:F:308:THR:HG22	1.60	0.83
1:X:161:PRO:O	1:X:164:THR:HG22	1.77	0.83
1:N:211:PRO:HB2	1:N:246:PRO:HB3	1.58	0.83
1:V:136:TYR:O	1:V:140:ILE:HG13	1.78	0.83
1:O:67:SER:CB	1:S:67:SER:HB2	2.08	0.83
1:B:128:LYS:HE2	1:B:132:GLU:CB	2.07	0.83
1:D:144:LEU:HD23	1:D:151:PRO:HB3	1.59	0.83
1:S:219:PHE:HA	1:S:223:MET:HE3	1.60	0.83
1:L:43:ASP:O	1:L:46:THR:HG23	1.79	0.83
1:F:147:GLU:O	1:F:149:ARG:HG3	1.78	0.83
1:B:54:LYS:NZ	2:B:1021:5PA:H91	1.92	0.83
1:B:186:VAL:HG21	1:B:290:LEU:HD23	1.59	0.83
1:U:185:ILE:HG12	1:U:304:LEU:HB3	1.60	0.83
1:D:103:ARG:HG2	1:D:103:ARG:HH11	1.44	0.83
1:F:144:LEU:CD1	1:F:149:ARG:HD3	2.07	0.83
1:E:103:ARG:HD2	1:E:128:LYS:HA	1.60	0.83
1:G:216:VAL:HG11	1:G:282:TYR:HA	1.58	0.83
1:D:103:ARG:HB2	1:D:133:LEU:HD21	1.60	0.83
1:S:210:ARG:HH22	1:S:299:LEU:HA	1.44	0.83

*Continued on next page...*

*Continued from previous page...*

Atom-1	Atom-2	Interatomic distance (Å)	Clash overlap (Å)
1:H:218:ARG:NH1	1:H:218:ARG:HB2	1.93	0.83
1:W:187:VAL:HG21	1:W:194:THR:HG22	1.60	0.83
1:K:264:ALA:O	1:K:325:LEU:HD11	1.78	0.83
1:W:223:MET:HA	3:W:1248:HOH:O	1.77	0.83
1:K:181:LYS:N	1:K:181:LYS:HE2	1.92	0.83
1:E:202:LEU:HD12	1:E:211:PRO:HG3	1.60	0.83
1:I:58:LEU:HD21	1:I:87:THR:HA	1.61	0.83
1:K:200:LEU:HD21	1:K:240:VAL:HG11	1.58	0.83
1:S:134:MET:HE1	1:S:155:PRO:HA	1.61	0.83
1:P:113:LEU:HD22	1:P:117:ILE:HD11	1.60	0.82
1:R:107:GLU:HB3	1:R:109:LYS:HG2	1.61	0.82
1:J:296:LYS:O	1:J:298:GLU:HG3	1.79	0.82
1:H:103:ARG:CZ	1:H:129:ASP:HA	2.09	0.82
1:Q:1:MET:HE1	1:Q:172:GLY:HA3	1.61	0.82
1:T:263:VAL:O	1:T:266:ILE:HG22	1.79	0.82
1:D:110:GLY:HA3	1:D:316:HIS:CD2	2.15	0.82
1:Q:1:MET:CE	1:Q:172:GLY:HA3	2.07	0.82
1:M:202:LEU:HD12	1:M:211:PRO:HG3	1.59	0.82
1:D:105:LYS:HB3	3:D:1053:HOH:O	1.78	0.82
1:V:203:SER:OG	1:V:243:GLU:HG2	1.79	0.82
1:S:143:GLU:HA	1:S:146:ARG:HE	1.45	0.82
1:B:228:ASP:OD1	1:B:245:ARG:HD2	1.79	0.82
1:R:40:ILE:HD13	1:R:276:ILE:HD13	1.62	0.82
1:W:142:GLU:OE1	1:W:145:LYS:HD3	1.78	0.82
1:G:15:VAL:HG21	1:G:66:LEU:HD12	1.62	0.82
1:H:93:LYS:HE2	3:H:1109:HOH:O	1.78	0.82
1:T:265:GLN:HG3	1:T:269:LYS:HE3	1.61	0.82
1:H:128:LYS:N	1:H:128:LYS:HD3	1.94	0.82
1:Q:82:ASN:HD22	1:Q:111:ASN:HD21	0.84	0.82
1:W:128:LYS:HD2	3:W:1264:HOH:O	1.79	0.82
1:R:270:VAL:HG21	1:R:278:LEU:HD11	1.60	0.82
1:K:219:PHE:CE2	1:K:224:THR:HB	2.14	0.82
1:M:181:LYS:CD	1:M:181:LYS:H	1.93	0.82
1:J:131:PHE:HA	1:J:133:LEU:CD1	2.09	0.82
1:X:82:ASN:ND2	1:X:111:ASN:HD21	1.77	0.82
1:P:54:LYS:HE3	2:P:1161:5PA:H91	1.62	0.82
1:J:171:VAL:HG21	1:J:201:GLY:HA3	1.60	0.82
1:S:210:ARG:NH2	1:S:299:LEU:HA	1.94	0.82
1:N:103:ARG:HH21	1:N:131:PHE:HA	1.44	0.82
1:O:88:GLY:HA3	1:O:120:ILE:HD13	1.61	0.82
1:O:72:VAL:HG11	1:O:144:LEU:HD23	1.59	0.82

*Continued on next page...*

*Continued from previous page...*

Atom-1	Atom-2	Interatomic distance (Å)	Clash overlap (Å)
1:B:171:VAL:HG12	1:B:198:LEU:HD23	1.60	0.82
1:Q:321:LEU:O	1:Q:325:LEU:HD23	1.80	0.82
1:V:20:TRP:HD1	1:V:20:TRP:H	1.28	0.82
1:S:181:LYS:H	1:S:181:LYS:CD	1.93	0.82
1:M:139:GLU:HB2	3:M:1138:HOH:O	1.79	0.82
1:A:41:LYS:HZ1	1:A:177:GLN:NE2	1.75	0.82
1:H:113:LEU:CD2	1:H:117:ILE:HD11	2.10	0.82
1:G:112:TYR:HA	1:G:115:ASP:OD2	1.80	0.82
1:R:110:GLY:HA3	1:R:316:HIS:CD2	2.15	0.81
1:D:171:VAL:HG21	1:D:201:GLY:HA3	1.62	0.81
1:O:116:LYS:NZ	1:O:122:THR:HG22	1.95	0.81
1:O:72:VAL:CG1	1:O:151:PRO:HA	2.10	0.81
1:J:247:GLU:HB3	1:J:249:TYR:HE1	1.44	0.81
1:Q:229:ASN:HB3	3:Q:1194:HOH:O	1.80	0.81
1:X:265:GLN:O	1:X:269:LYS:HG3	1.81	0.81
1:H:203:SER:HB2	1:H:243:GLU:HG2	1.62	0.81
1:P:103:ARG:CZ	1:P:129:ASP:HA	2.11	0.81
1:G:123:ARG:NH1	1:G:140:ILE:HD13	1.94	0.81
1:V:218:ARG:O	1:V:219:PHE:HB2	1.79	0.81
1:H:259:ILE:HD11	1:H:317:TYR:CD2	2.15	0.81
1:M:187:VAL:HG21	1:M:194:THR:CG2	2.10	0.81
1:I:293:LEU:HD22	1:I:299:LEU:HD21	1.62	0.81
1:H:251:TYR:OH	1:H:293:LEU:HD13	1.79	0.81
1:P:73:VAL:HG21	1:P:91:ALA:HB1	1.62	0.81
1:E:210:ARG:HD2	1:E:247:GLU:OE2	1.80	0.81
1:L:131:PHE:HA	1:L:133:LEU:HD13	1.60	0.81
1:B:128:LYS:HG2	1:B:132:GLU:HB2	1.61	0.81
1:T:144:LEU:HG	1:T:149:ARG:HB2	1.59	0.81
1:L:41:LYS:NZ	1:L:177:GLN:HE22	1.79	0.81
1:B:321:LEU:O	1:B:325:LEU:HD23	1.80	0.81
1:U:136:TYR:O	1:U:140:ILE:HG13	1.81	0.81
1:X:157:GLY:HA2	2:X:1241:5PA:H91	1.63	0.81
1:R:318:GLY:O	1:R:322:LEU:HG	1.79	0.81
1:T:203:SER:OG	1:T:243:GLU:HG2	1.80	0.81
1:T:287:PHE:O	1:T:291:VAL:HG23	1.80	0.81
1:O:162:ILE:HD12	1:O:163:GLY:N	1.96	0.81
1:G:214:ILE:HD12	1:G:289:GLY:HA3	1.59	0.81
1:W:149:ARG:O	1:W:151:PRO:HD3	1.80	0.81
1:O:214:ILE:HD12	1:O:289:GLY:HA3	1.63	0.81
1:R:157:GLY:HA2	2:R:1181:5PA:H92	1.61	0.81
1:Q:281:VAL:HG13	1:Q:282:TYR:CD1	2.16	0.81

*Continued on next page...*

*Continued from previous page...*

Atom-1	Atom-2	Interatomic distance (Å)	Clash overlap (Å)
1:U:107:GLU:CB	1:U:109:LYS:HE2	2.11	0.81
1:K:64:ASP:HB3	1:K:152:TYR:OH	1.80	0.81
1:M:222:VAL:HG22	1:M:226:LYS:HD2	1.60	0.81
1:X:174:ILE:HA	1:X:177:GLN:HE21	1.45	0.81
1:L:103:ARG:HH22	1:L:129:ASP:CG	1.83	0.81
1:B:103:ARG:HE	1:B:133:LEU:HD21	1.45	0.81
1:M:218:ARG:H	1:M:218:ARG:HD3	1.46	0.81
1:T:15:VAL:HG11	1:T:94:LEU:HD21	1.62	0.81
1:W:281:VAL:HG13	1:W:282:TYR:CD1	2.16	0.81
1:U:142:GLU:O	1:U:146:ARG:HB2	1.81	0.81
1:A:143:GLU:HG3	1:A:144:LEU:N	1.94	0.81
1:D:181:LYS:N	1:D:181:LYS:HE2	1.95	0.81
1:L:263:VAL:O	1:L:267:ILE:HG13	1.81	0.81
1:W:131:PHE:CZ	1:W:226:LYS:NZ	2.48	0.81
1:R:157:GLY:CA	2:R:1181:5PA:H92	2.11	0.81
1:I:214:ILE:HG21	1:I:286:ALA:HA	1.63	0.81
1:K:73:VAL:HG22	1:K:152:TYR:HB3	1.62	0.81
1:U:58:LEU:HD21	1:U:87:THR:HA	1.63	0.81
1:G:167:TYR:O	1:G:171:VAL:HG13	1.80	0.80
1:O:145:LYS:HA	1:O:149:ARG:O	1.81	0.80
1:W:293:LEU:HD12	1:W:293:LEU:H	1.46	0.80
1:H:221:GLU:O	1:H:225:SER:HB2	1.81	0.80
1:G:281:VAL:HG13	1:G:282:TYR:CD1	2.16	0.80
1:G:66:LEU:HD11	1:G:94:LEU:HD13	1.60	0.80
1:I:109:LYS:HA	1:I:113:LEU:HB2	1.63	0.80
2:L:1121:5PA:O4P	2:L:1121:5PA:H4A2	1.79	0.80
1:D:127:ALA:HB1	1:D:128:LYS:NZ	1.94	0.80
1:K:80:HIS:O	1:K:111:ASN:HB2	1.80	0.80
1:I:287:PHE:O	1:I:291:VAL:HG23	1.80	0.80
1:W:165:LEU:HD22	1:W:238:LEU:HD11	1.63	0.80
1:H:170:ALA:O	1:H:174:ILE:HG13	1.81	0.80
1:P:218:ARG:NH1	1:P:218:ARG:HB2	1.96	0.80
1:M:79:VAL:HG13	1:M:112:TYR:HB2	1.63	0.80
1:H:294:ALA:HB2	1:H:299:LEU:HD12	1.61	0.80
1:M:64:ASP:O	1:M:68:LYS:HG3	1.81	0.80
1:T:84:ALA:HB1	1:T:100:LEU:HG	1.63	0.80
1:B:133:LEU:HA	1:B:136:TYR:HD2	1.46	0.80
1:S:41:LYS:HZ1	1:S:177:GLN:HE22	1.29	0.80
1:T:128:LYS:CE	1:T:132:GLU:HB2	2.11	0.80
1:F:134:MET:O	1:F:138:GLU:HG2	1.81	0.80
1:G:147:GLU:OE1	1:I:225:SER:HB3	1.81	0.80

*Continued on next page...*

*Continued from previous page...*

Atom-1	Atom-2	Interatomic distance (Å)	Clash overlap (Å)
1:J:218:ARG:HG2	1:J:219:PHE:H	1.46	0.80
1:W:279:ASP:H	1:W:283:THR:HG1	1.27	0.80
1:L:72:VAL:HG11	1:L:144:LEU:HD21	1.62	0.80
1:N:72:VAL:HG11	1:N:144:LEU:CD2	2.10	0.80
1:K:121:GLU:HA	3:K:1118:HOH:O	1.82	0.80
1:W:287:PHE:O	1:W:291:VAL:HG23	1.80	0.80
1:M:41:LYS:NZ	1:M:177:GLN:HE22	1.79	0.80
1:G:161:PRO:HB2	1:G:237:LEU:HD12	1.64	0.80
1:H:103:ARG:HH22	1:H:131:PHE:H	1.26	0.80
1:W:42:ARG:HB3	1:W:42:ARG:HH11	1.47	0.80
1:C:47:GLY:O	1:D:42:ARG:NH2	2.14	0.80
1:H:41:LYS:NZ	1:H:177:GLN:HE22	1.78	0.80
1:S:72:VAL:HG11	1:S:144:LEU:HD21	1.62	0.80
1:D:103:ARG:CB	1:D:133:LEU:HD21	2.11	0.80
1:S:134:MET:HE1	1:S:156:PRO:HD3	1.62	0.80
1:S:8:LEU:HD12	1:S:204:ILE:HD13	1.63	0.80
1:L:141:ALA:O	1:L:145:LYS:HG3	1.82	0.80
1:O:221:GLU:C	1:O:223:MET:H	1.82	0.80
1:T:48:LEU:HB3	1:T:55:ILE:HG13	1.62	0.80
1:D:53:ASN:HB3	1:D:308:THR:HG22	1.64	0.80
1:I:41:LYS:HZ1	1:I:177:GLN:HE22	1.26	0.79
1:U:82:ASN:HD22	1:U:111:ASN:HD21	1.26	0.79
1:B:241:LYS:HG3	1:B:242:VAL:N	1.95	0.79
1:I:76:VAL:CG2	1:I:156:PRO:HG3	2.12	0.79
1:I:181:LYS:HG2	1:I:302:LYS:NZ	1.98	0.79
1:D:181:LYS:H	1:D:181:LYS:CE	1.94	0.79
1:W:54:LYS:CE	2:W:1231:5PA:H91	2.11	0.79
1:U:188:ALA:HB2	1:U:286:ALA:HB2	1.64	0.79
1:W:321:LEU:O	1:W:325:LEU:HD23	1.80	0.79
1:O:41:LYS:HE2	1:O:177:GLN:HE22	1.47	0.79
1:K:181:LYS:HE2	1:K:181:LYS:H	1.44	0.79
1:E:41:LYS:HZ1	1:E:177:GLN:HE22	1.29	0.79
1:S:178:SER:HB3	3:S:1217:HOH:O	1.83	0.79
1:Q:15:VAL:O	1:Q:17:LEU:HD22	1.82	0.79
1:O:133:LEU:HD12	1:O:136:TYR:HD2	1.45	0.79
1:R:181:LYS:CE	1:R:181:LYS:H	1.94	0.79
1:U:221:GLU:C	1:U:223:MET:H	1.85	0.79
1:T:182:PHE:CE2	1:T:304:LEU:HB2	2.18	0.79
1:G:168:VAL:O	1:G:171:VAL:HG22	1.83	0.79
1:F:180:VAL:HG13	1:F:181:LYS:HE2	1.64	0.79
1:R:55:ILE:H	1:R:55:ILE:HD12	1.45	0.79

*Continued on next page...*

*Continued from previous page...*

Atom-1	Atom-2	Interatomic distance (Å)	Clash overlap (Å)
1:G:113:LEU:HD22	1:G:117:ILE:HD11	1.64	0.79
1:M:58:LEU:HD12	1:M:62:LEU:HG	1.64	0.79
1:X:131:PHE:HA	1:X:133:LEU:HD13	1.63	0.79
1:O:174:ILE:HA	1:O:177:GLN:HG2	1.63	0.79
1:M:181:LYS:HD3	1:M:181:LYS:H	1.47	0.79
1:Q:229:ASN:HD21	1:T:319:ASP:HB3	1.46	0.79
1:T:82:ASN:HD22	1:T:111:ASN:HD21	1.30	0.79
1:H:234:ALA:O	1:H:237:LEU:HB2	1.82	0.79
1:N:219:PHE:CE1	1:N:250:ASP:HB2	2.17	0.79
1:B:219:PHE:HA	1:B:223:MET:HB3	1.64	0.79
1:C:116:LYS:HB2	1:D:322:LEU:HD21	1.63	0.79
1:X:157:GLY:HA2	2:X:1241:5PA:C9	2.13	0.79
1:V:269:LYS:HB3	1:V:273:ARG:NH1	1.98	0.79
1:C:34:ILE:HD12	1:C:294:ALA:HB1	1.64	0.79
1:A:264:ALA:HB1	1:A:325:LEU:HD21	1.65	0.79
1:W:66:LEU:HD11	1:W:94:LEU:HD13	1.65	0.79
1:W:34:ILE:HD12	1:W:294:ALA:HB1	1.65	0.79
1:E:181:LYS:HE2	1:E:181:LYS:N	1.95	0.79
1:G:113:LEU:O	1:G:117:ILE:HG13	1.83	0.79
1:E:262:GLU:N	1:E:262:GLU:OE1	2.15	0.79
1:N:54:LYS:HE3	2:N:1141:5PA:H91	1.63	0.79
1:V:181:LYS:H	1:V:181:LYS:HE2	1.48	0.79
1:I:134:MET:CE	1:I:156:PRO:HD3	2.13	0.79
1:O:54:LYS:HD3	1:O:57:LYS:HZ3	1.45	0.79
1:X:41:LYS:NZ	1:X:177:GLN:HE22	1.81	0.79
1:A:116:LYS:HZ3	1:A:122:THR:HB	1.46	0.79
1:H:54:LYS:HE3	2:H:1081:5PA:H91	1.64	0.79
1:B:34:ILE:HD11	1:B:291:VAL:HG22	1.65	0.79
1:C:103:ARG:HH12	1:C:128:LYS:NZ	1.81	0.79
1:W:1:MET:HE1	1:W:172:GLY:HA3	1.65	0.79
1:M:136:TYR:O	1:M:140:ILE:HG13	1.83	0.79
1:L:79:VAL:HB	1:L:103:ARG:O	1.83	0.79
1:S:103:ARG:HD3	1:S:133:LEU:HD22	1.64	0.79
1:K:111:ASN:OD1	1:K:114:LEU:HD12	1.82	0.79
1:S:25:GLN:NE2	1:S:42:ARG:HE	1.81	0.79
1:R:219:PHE:O	1:R:223:MET:HB3	1.82	0.79
1:N:211:PRO:O	1:N:246:PRO:HB2	1.83	0.79
1:K:202:LEU:CD2	1:K:209:ILE:HD12	2.12	0.79
1:F:181:LYS:H	1:F:181:LYS:CD	1.96	0.78
1:G:101:VAL:HG12	1:G:133:LEU:HG	1.65	0.78
1:B:82:ASN:ND2	1:B:111:ASN:HD21	1.80	0.78

*Continued on next page...*

*Continued from previous page...*

Atom-1	Atom-2	Interatomic distance (Å)	Clash overlap (Å)
1:M:15:VAL:HG12	1:M:17:LEU:HD13	1.64	0.78
1:I:293:LEU:H	1:I:293:LEU:CD1	1.96	0.78
1:P:182:PHE:CD2	1:P:304:LEU:HB2	2.18	0.78
1:W:132:GLU:HG3	3:W:1235:HOH:O	1.83	0.78
1:R:55:ILE:CD1	1:R:86:VAL:HG11	2.13	0.78
1:V:19:PRO:HG2	1:V:20:TRP:CD1	2.18	0.78
1:X:105:LYS:HG3	1:X:107:GLU:HG3	1.64	0.78
1:Q:73:VAL:HG22	1:Q:152:TYR:HB3	1.64	0.78
1:E:164:THR:O	1:E:168:VAL:HG23	1.82	0.78
1:H:99:ILE:HG12	1:H:121:GLU:HG2	1.64	0.78
1:U:320:LYS:O	1:U:324:LEU:HD13	1.84	0.78
1:O:319:ASP:HA	1:O:322:LEU:HD12	1.63	0.78
1:Q:312:SER:OG	1:R:315:PHE:HZ	1.66	0.78
2:K:1111:5PA:H102	3:K:1112:HOH:O	1.81	0.78
1:T:25:GLN:HE21	1:T:42:ARG:CD	1.96	0.78
1:K:321:LEU:O	1:K:325:LEU:HD22	1.84	0.78
1:D:264:ALA:HB1	1:D:325:LEU:HD21	1.64	0.78
1:T:128:LYS:N	1:T:128:LYS:HD3	1.98	0.78
1:G:147:GLU:HB2	1:I:221:GLU:HA	1.64	0.78
1:G:280:PRO:HA	3:G:1079:HOH:O	1.83	0.78
1:V:128:LYS:HE3	1:V:132:GLU:HB2	1.65	0.78
1:L:17:LEU:CD2	1:L:59:GLU:HG2	2.12	0.78
1:K:200:LEU:O	1:K:204:ILE:HG13	1.83	0.78
1:B:128:LYS:CG	1:B:132:GLU:HB2	2.13	0.78
1:N:162:ILE:HD11	3:N:1155:HOH:O	1.83	0.78
1:C:195:LEU:HD23	1:C:195:LEU:O	1.83	0.78
1:G:147:GLU:OE2	1:I:224:THR:HG22	1.83	0.78
1:Q:181:LYS:HG2	1:Q:302:LYS:NZ	1.99	0.78
1:W:133:LEU:HD12	1:W:136:TYR:HD2	1.48	0.78
1:Q:54:LYS:HD3	1:Q:57:LYS:NZ	1.99	0.78
1:W:318:GLY:O	1:W:321:LEU:N	2.15	0.78
1:P:74:ILE:HG12	1:P:99:ILE:HB	1.64	0.78
1:U:54:LYS:HE3	2:U:1211:5PA:H91	1.65	0.78
1:G:148:GLY:HA3	1:I:219:PHE:O	1.84	0.78
1:W:5:ILE:CD1	1:W:171:VAL:HG23	2.13	0.78
1:N:218:ARG:HB2	1:N:218:ARG:HH11	1.46	0.78
1:O:318:GLY:O	1:O:321:LEU:HB2	1.82	0.78
1:C:195:LEU:HD12	1:C:213:GLY:HA3	1.62	0.78
1:O:185:ILE:HD12	1:O:202:LEU:HD11	1.65	0.78
1:X:274:GLU:O	1:X:276:ILE:HG13	1.84	0.78
1:Q:118:MET:HE3	1:R:271:GLY:HA3	1.64	0.78

*Continued on next page...*



*Continued from previous page...*

Atom-1	Atom-2	Interatomic distance (Å)	Clash overlap (Å)
1:K:13:PRO:O	1:K:63:GLY:HA3	1.84	0.78
1:G:145:LYS:C	1:G:147:GLU:H	1.87	0.78
2:R:1181:5PA:H4A2	2:R:1181:5PA:O4P	1.83	0.78
1:Q:41:LYS:NZ	1:Q:177:GLN:NE2	2.32	0.78
1:S:14:ARG:HD2	1:S:60:TYR:CE1	2.18	0.78
1:M:179:GLU:O	1:M:179:GLU:HG2	1.83	0.78
1:F:269:LYS:HG2	1:F:273:ARG:CZ	2.13	0.78
1:D:222:VAL:HG13	1:D:223:MET:H	1.49	0.78
1:K:118:MET:HA	1:L:268:ARG:HG3	1.66	0.78
1:F:144:LEU:HD11	1:F:149:ARG:HD3	1.64	0.78
1:T:245:ARG:HB2	1:T:246:PRO:HD2	1.64	0.78
1:I:14:ARG:HG3	1:I:59:GLU:HB3	1.66	0.78
1:I:54:LYS:NZ	2:I:1091:5PA:H91	1.98	0.77
1:C:218:ARG:HG3	1:C:255:GLU:HA	1.65	0.77
1:W:5:ILE:HD12	1:W:172:GLY:HA2	1.64	0.77
1:T:222:VAL:HG13	1:T:223:MET:N	1.99	0.77
1:E:42:ARG:HB3	1:E:45:LEU:HD12	1.66	0.77
1:G:30:ILE:O	1:G:34:ILE:HG12	1.83	0.77
1:B:39:TYR:CZ	1:B:180:VAL:HG21	2.18	0.77
1:O:71:ASP:OD1	1:O:149:ARG:HG2	1.84	0.77
1:K:253:PHE:CB	1:K:260:THR:HG21	2.11	0.77
1:O:25:GLN:HE21	1:O:42:ARG:CD	1.96	0.77
1:I:268:ARG:NH1	1:I:325:LEU:HB3	1.99	0.77
1:A:110:GLY:HA3	1:A:316:HIS:CD2	2.20	0.77
1:L:123:ARG:HB3	1:L:125:TYR:CE1	2.19	0.77
1:M:185:ILE:HG12	1:M:304:LEU:HB3	1.66	0.77
1:B:211:PRO:HB2	1:B:246:PRO:HB3	1.67	0.77
1:G:218:ARG:HD2	1:G:256:TYR:HB3	1.66	0.77
1:V:58:LEU:HD11	1:V:87:THR:HG23	1.65	0.77
1:P:106:GLU:CG	1:P:124:VAL:HG21	2.14	0.77
1:T:40:ILE:HG13	3:T:1230:HOH:O	1.84	0.77
1:M:58:LEU:HD11	1:M:87:THR:HG23	1.66	0.77
1:U:194:THR:O	1:U:198:LEU:HB2	1.84	0.77
1:C:308:THR:O	2:C:1031:5PA:H2A2	1.84	0.77
1:Q:82:ASN:ND2	1:Q:111:ASN:ND2	2.25	0.77
1:P:263:VAL:O	1:P:266:ILE:HG22	1.84	0.77
1:F:55:ILE:HD12	1:F:86:VAL:HG11	1.65	0.77
1:U:181:LYS:HG2	1:U:302:LYS:NZ	1.99	0.77
1:H:42:ARG:HB3	1:H:45:LEU:HD12	1.66	0.77
1:J:321:LEU:O	1:J:325:LEU:HD23	1.82	0.77
1:V:82:ASN:HD22	1:V:111:ASN:ND2	1.82	0.77

*Continued on next page...*

*Continued from previous page...*

Atom-1	Atom-2	Interatomic distance (Å)	Clash overlap (Å)
1:H:320:LYS:O	1:H:324:LEU:HD22	1.85	0.77
1:Q:201:GLY:O	1:Q:205:LEU:HG	1.83	0.77
1:L:25:GLN:HE22	1:L:42:ARG:HE	1.31	0.77
1:P:181:LYS:HD3	1:P:181:LYS:N	1.98	0.77
1:T:134:MET:O	1:T:138:GLU:HG2	1.83	0.77
1:X:15:VAL:HG23	1:X:63:GLY:HA2	1.66	0.77
1:U:214:ILE:CD1	1:U:286:ALA:HA	2.14	0.77
1:R:253:PHE:CD2	1:R:260:THR:HG21	2.20	0.77
1:N:1:MET:HE3	1:N:172:GLY:HA3	1.66	0.77
1:O:116:LYS:HZ3	1:O:122:THR:HG22	1.50	0.77
1:X:48:LEU:HD22	1:X:86:VAL:HG13	1.66	0.77
1:E:221:GLU:C	1:E:223:MET:H	1.87	0.77
1:P:245:ARG:HB2	1:P:246:PRO:HD2	1.65	0.77
1:L:308:THR:HB	2:L:1121:5PA:N1	2.00	0.77
1:A:71:ASP:OD2	1:A:72:VAL:HG12	1.84	0.77
1:H:100:LEU:HB3	1:H:102:LEU:HD21	1.65	0.77
1:R:287:PHE:O	1:R:290:LEU:HB3	1.84	0.77
1:J:128:LYS:CE	1:J:132:GLU:HB2	2.12	0.77
1:O:83:HIS:CE1	1:O:158:GLY:H	2.03	0.77
1:J:66:LEU:HD11	1:J:94:LEU:HD13	1.67	0.77
1:B:265:GLN:O	1:B:269:LYS:HG3	1.85	0.77
1:G:224:THR:HG23	1:G:225:SER:H	1.50	0.77
1:C:185:ILE:HD12	1:C:202:LEU:HD11	1.64	0.77
1:X:76:VAL:HG12	1:X:101:VAL:HB	1.67	0.77
1:P:221:GLU:O	1:P:225:SER:HB2	1.84	0.77
1:L:102:LEU:HD12	1:L:122:THR:HG23	1.66	0.77
1:K:261:GLY:N	1:K:324:LEU:HD23	2.00	0.77
1:O:54:LYS:HZ3	1:O:57:LYS:HZ1	0.82	0.77
1:D:218:ARG:CB	1:D:218:ARG:HH11	1.98	0.77
1:W:76:VAL:HG21	1:W:156:PRO:HG3	1.66	0.77
1:D:146:ARG:NH2	1:F:295:ARG:HD3	2.00	0.77
1:A:186:VAL:HG23	1:A:305:PHE:HD1	1.50	0.77
1:V:181:LYS:HE3	1:V:302:LYS:NZ	2.00	0.77
1:U:18:ILE:HD11	1:U:55:ILE:HG22	1.67	0.77
1:D:255:GLU:HG3	1:D:258:LYS:HB2	1.67	0.77
1:F:186:VAL:HG21	1:F:290:LEU:HD22	1.67	0.76
1:K:41:LYS:HZ1	1:K:177:GLN:HE22	1.33	0.76
1:O:41:LYS:HG3	3:O:1155:HOH:O	1.84	0.76
1:U:143:GLU:O	1:U:147:GLU:HG3	1.85	0.76
1:E:19:PRO:HD2	1:E:20:TRP:CZ3	2.20	0.76
1:N:202:LEU:HD22	1:N:209:ILE:HB	1.67	0.76

*Continued on next page...*

*Continued from previous page...*

Atom-1	Atom-2	Interatomic distance (Å)	Clash overlap (Å)
1:T:202:LEU:HD12	3:T:1204:HOH:O	1.83	0.76
1:X:20:TRP:H	1:X:20:TRP:HD1	1.33	0.76
1:O:317:TYR:HB3	1:O:320:LYS:HB3	1.66	0.76
1:C:181:LYS:HE3	1:C:302:LYS:NZ	2.01	0.76
1:Q:146:ARG:O	1:Q:147:GLU:HG3	1.84	0.76
1:G:263:VAL:HG21	1:G:285:LYS:HG2	1.67	0.76
1:P:34:ILE:HD11	1:P:291:VAL:HA	1.68	0.76
1:H:182:PHE:O	1:H:209:ILE:HG23	1.85	0.76
1:T:128:LYS:HE2	1:T:132:GLU:HB2	1.67	0.76
1:R:273:ARG:HD2	3:R:1191:HOH:O	1.86	0.76
1:H:158:GLY:O	1:H:160:SER:N	2.19	0.76
1:C:293:LEU:HD23	1:C:299:LEU:HD21	1.67	0.76
1:C:214:ILE:HD11	1:C:251:TYR:HB2	1.66	0.76
1:H:245:ARG:HB2	1:H:246:PRO:HD2	1.66	0.76
1:L:103:ARG:CA	1:L:124:VAL:HG13	2.14	0.76
1:Q:54:LYS:HE3	2:Q:1171:5PA:H91	1.68	0.76
1:I:146:ARG:O	1:U:221:GLU:HB2	1.84	0.76
1:O:202:LEU:CD2	1:O:209:ILE:HD12	2.15	0.76
1:O:72:VAL:HG13	1:O:151:PRO:CA	2.13	0.76
1:E:181:LYS:HG2	1:E:302:LYS:HZ2	1.50	0.76
1:H:185:ILE:HG23	1:H:304:LEU:HD13	1.67	0.76
1:L:123:ARG:NH1	1:L:140:ILE:HD13	1.99	0.76
1:P:46:THR:HB	1:P:55:ILE:HG21	1.67	0.76
1:D:53:ASN:HB3	1:D:308:THR:CG2	2.16	0.76
1:F:214:ILE:HG21	1:F:286:ALA:HA	1.66	0.76
1:I:132:GLU:C	1:I:134:MET:H	1.86	0.76
1:X:218:ARG:HG2	1:X:219:PHE:N	1.95	0.76
1:X:218:ARG:CG	1:X:219:PHE:H	1.90	0.76
1:F:218:ARG:NH1	3:F:1077:HOH:O	2.17	0.76
1:R:116:LYS:NZ	1:R:122:THR:HB	2.01	0.76
1:T:128:LYS:C	1:T:130:SER:H	1.87	0.76
1:S:55:ILE:N	1:S:55:ILE:HD12	2.01	0.76
1:S:165:LEU:HD21	1:S:238:LEU:HD21	1.67	0.76
1:Q:174:ILE:O	1:Q:178:SER:HB3	1.86	0.76
1:K:222:VAL:HG22	1:K:226:LYS:HD2	1.67	0.76
1:W:181:LYS:CE	1:W:181:LYS:H	1.99	0.76
1:B:270:VAL:HG21	1:B:278:LEU:HD11	1.67	0.76
1:X:41:LYS:HZ3	1:X:177:GLN:HE22	1.33	0.76
1:X:211:PRO:HG2	1:X:246:PRO:HB3	1.68	0.76
1:H:218:ARG:HD3	1:H:222:VAL:HG13	1.65	0.76
1:L:260:THR:HG22	3:L:1132:HOH:O	1.85	0.76

*Continued on next page...*

*Continued from previous page...*

Atom-1	Atom-2	Interatomic distance (Å)	Clash overlap (Å)
1:S:112:TYR:O	1:S:115:ASP:HB2	1.85	0.76
1:V:181:LYS:H	1:V:181:LYS:CD	1.98	0.76
1:O:78:ALA:H	1:O:81:SER:HB3	1.50	0.76
1:B:27:LEU:HB3	1:B:274:GLU:OE2	1.86	0.76
1:P:105:LYS:CG	1:P:107:GLU:HG2	2.15	0.76
1:N:112:TYR:CE1	1:N:122:THR:HG21	2.15	0.76
1:I:113:LEU:HD22	1:I:117:ILE:HD11	1.68	0.76
1:R:112:TYR:CE1	1:R:122:THR:HG21	2.21	0.76
1:H:269:LYS:HB3	1:H:273:ARG:NH1	2.01	0.76
1:C:265:GLN:HG3	1:C:269:LYS:HE3	1.68	0.76
1:G:217:GLY:CA	1:G:256:TYR:HB2	2.15	0.76
1:L:112:TYR:HA	1:L:115:ASP:OD2	1.86	0.76
1:W:147:GLU:O	1:W:149:ARG:N	2.19	0.76
1:P:1:MET:HA	1:P:1:MET:CE	2.17	0.76
1:Q:304:LEU:HD22	1:Q:305:PHE:N	2.01	0.76
1:J:109:LYS:HA	1:J:113:LEU:HD12	1.67	0.76
1:L:44:ASP:HB3	1:L:309:GLY:HA2	1.68	0.76
1:T:181:LYS:HD3	1:T:181:LYS:N	2.01	0.75
1:X:228:ASP:OD1	1:X:245:ARG:HD3	1.86	0.75
1:H:252:SER:HA	1:H:285:LYS:HD3	1.68	0.75
1:C:145:LYS:C	1:C:147:GLU:H	1.90	0.75
1:T:204:ILE:HG12	1:T:240:VAL:HG21	1.66	0.75
1:X:269:LYS:HB3	1:X:273:ARG:NH1	2.02	0.75
1:L:74:ILE:HB	1:L:153:VAL:HG22	1.68	0.75
1:G:186:VAL:HG12	1:G:212:VAL:HB	1.67	0.75
1:G:149:ARG:HG3	1:I:221:GLU:N	2.00	0.75
1:Q:253:PHE:O	1:Q:258:LYS:HD3	1.85	0.75
1:V:218:ARG:CB	1:V:218:ARG:HH11	1.98	0.75
1:W:217:GLY:CA	1:W:256:TYR:HB2	2.16	0.75
1:P:180:VAL:HG13	1:P:181:LYS:HE2	1.68	0.75
1:Q:259:ILE:HG21	1:Q:320:LYS:HG3	1.68	0.75
1:W:181:LYS:HG2	1:W:302:LYS:HZ2	1.51	0.75
1:A:243:GLU:O	1:A:244:VAL:HG23	1.85	0.75
1:V:89:LEU:HD13	1:V:118:MET:HG3	1.68	0.75
1:T:54:LYS:HE3	2:T:1201:5PA:H91	1.68	0.75
1:G:27:LEU:HD12	1:G:38:VAL:HG22	1.67	0.75
1:K:171:VAL:HG21	1:K:201:GLY:CA	2.16	0.75
1:R:264:ALA:HB1	1:R:325:LEU:HD21	1.69	0.75
1:I:161:PRO:HB3	1:I:234:ALA:HA	1.69	0.75
1:J:25:GLN:HE21	1:J:42:ARG:HE	1.35	0.75
2:M:1131:5PA:O4P	2:M:1131:5PA:H4A2	1.87	0.75

*Continued on next page...*

*Continued from previous page...*

Atom-1	Atom-2	Interatomic distance (Å)	Clash overlap (Å)
1:U:113:LEU:O	1:U:117:ILE:HG13	1.87	0.75
1:U:255:GLU:HG2	1:U:258:LYS:HB2	1.69	0.75
1:W:186:VAL:HG21	1:W:290:LEU:HD22	1.68	0.75
1:M:289:GLY:O	1:M:293:LEU:HD13	1.86	0.75
1:H:196:ALA:CB	1:H:231:ILE:HG22	2.16	0.75
1:M:72:VAL:HA	1:M:97:ASP:O	1.87	0.75
1:Q:20:TRP:HB3	3:Q:1192:HOH:O	1.86	0.75
1:S:139:GLU:HG3	1:S:140:ILE:N	2.01	0.75
1:E:40:ILE:HD13	1:E:276:ILE:HD13	1.68	0.75
1:H:215:ALA:HB2	1:H:248:LEU:HD11	1.68	0.75
1:Q:13:PRO:O	1:Q:63:GLY:HA3	1.86	0.75
1:C:320:LYS:NZ	1:C:324:LEU:HD11	2.02	0.75
1:J:91:ALA:HB1	1:J:96:LEU:HD12	1.68	0.75
1:M:61:LEU:HD23	1:M:162:ILE:HD11	1.68	0.75
1:T:299:LEU:HB2	1:T:303:ILE:HD11	1.67	0.75
1:J:287:PHE:O	1:J:290:LEU:HB3	1.85	0.75
1:G:165:LEU:HA	1:G:168:VAL:CG2	2.15	0.75
1:D:181:LYS:HE3	1:D:302:LYS:NZ	2.01	0.75
1:V:103:ARG:HB2	1:V:133:LEU:HD21	1.69	0.75
1:M:142:GLU:O	1:M:144:LEU:N	2.20	0.75
1:R:111:ASN:ND2	1:R:312:SER:HB2	2.02	0.75
1:R:147:GLU:O	1:R:149:ARG:N	2.18	0.75
1:S:25:GLN:HE22	1:S:42:ARG:NE	1.85	0.75
1:T:25:GLN:NE2	1:T:42:ARG:HE	1.85	0.75
1:K:134:MET:HG3	1:K:138:GLU:OE2	1.86	0.75
1:E:218:ARG:HG3	1:E:255:GLU:HA	1.69	0.75
1:G:212:VAL:HG22	1:G:247:GLU:HB2	1.67	0.75
1:S:19:PRO:HD2	1:S:20:TRP:CZ3	2.22	0.75
1:P:101:VAL:HG13	1:P:125:TYR:HD1	1.52	0.75
1:J:247:GLU:HB3	1:J:249:TYR:CE1	2.21	0.75
1:P:102:LEU:O	1:P:124:VAL:HA	1.86	0.75
1:M:218:ARG:HH11	1:M:256:TYR:HB3	1.50	0.75
1:O:79:VAL:HA	1:O:102:LEU:HD13	1.67	0.75
1:G:72:VAL:HG11	1:G:144:LEU:HD21	1.69	0.74
1:O:143:GLU:HG3	1:O:144:LEU:N	2.00	0.74
1:V:144:LEU:HD11	1:V:149:ARG:HD3	1.69	0.74
1:H:30:ILE:HG21	1:H:287:PHE:HZ	1.51	0.74
1:K:50:ILE:HB	1:K:311:ILE:HG22	1.69	0.74
1:N:243:GLU:HA	1:N:243:GLU:OE2	1.85	0.74
1:U:82:ASN:ND2	1:U:111:ASN:HD21	1.85	0.74
1:Q:182:PHE:CE2	1:Q:304:LEU:HB2	2.22	0.74

*Continued on next page...*

*Continued from previous page...*

Atom-1	Atom-2	Interatomic distance (Å)	Clash overlap (Å)
1:P:128:LYS:H	1:P:128:LYS:HD3	1.50	0.74
1:I:129:ASP:CG	1:I:130:SER:H	1.89	0.74
1:Q:109:LYS:HA	1:Q:113:LEU:CD1	2.16	0.74
1:A:128:LYS:HD3	1:A:128:LYS:C	2.07	0.74
1:M:142:GLU:O	1:M:146:ARG:N	2.17	0.74
1:I:214:ILE:HD12	1:I:289:GLY:HA3	1.68	0.74
1:G:181:LYS:H	1:G:181:LYS:CD	2.00	0.74
1:N:34:ILE:HD11	1:N:291:VAL:HG22	1.68	0.74
1:O:263:VAL:O	1:O:266:ILE:HG22	1.87	0.74
1:U:41:LYS:NZ	1:U:177:GLN:HE22	1.85	0.74
1:O:222:VAL:O	1:O:226:LYS:HB2	1.86	0.74
1:M:164:THR:HG23	1:M:197:GLY:HA2	1.69	0.74
1:C:1:MET:CE	1:C:172:GLY:HA3	2.16	0.74
1:K:55:ILE:HA	1:K:58:LEU:HD23	1.68	0.74
1:R:75:THR:OG1	1:R:83:HIS:HE1	1.70	0.74
1:W:214:ILE:HD12	1:W:289:GLY:HA3	1.70	0.74
1:W:171:VAL:CG2	1:W:201:GLY:HA3	2.14	0.74
1:P:34:ILE:HD11	1:P:291:VAL:HG22	1.68	0.74
1:U:143:GLU:HB3	1:U:146:ARG:NH2	2.02	0.74
1:Q:71:ASP:HA	1:Q:96:LEU:HD22	1.68	0.74
1:G:33:GLU:OE1	1:G:273:ARG:NH1	2.19	0.74
1:K:207:GLU:HB3	1:K:209:ILE:HG13	1.69	0.74
1:G:181:LYS:H	1:G:181:LYS:HD3	1.53	0.74
1:J:240:VAL:HG22	1:J:241:LYS:N	2.01	0.74
1:C:219:PHE:HA	1:C:223:MET:HE2	1.69	0.74
1:V:128:LYS:H	1:V:128:LYS:HD3	1.53	0.74
1:L:112:TYR:CE1	1:L:122:THR:HG21	2.23	0.74
1:H:113:LEU:HD22	1:H:117:ILE:HD11	1.69	0.74
1:M:54:LYS:HE3	2:M:1131:5PA:H91	1.69	0.74
1:R:232:LYS:HE3	1:R:236:GLU:OE2	1.86	0.74
1:O:229:ASN:O	1:O:233:GLU:HG3	1.87	0.74
1:W:126:ASP:C	1:W:128:LYS:H	1.88	0.74
1:R:221:GLU:OE2	1:R:225:SER:HB2	1.86	0.74
1:C:181:LYS:HE3	1:C:302:LYS:HZ3	1.53	0.74
1:P:224:THR:CG2	1:P:245:ARG:HH12	1.99	0.74
1:G:261:GLY:N	1:G:324:LEU:HD23	2.03	0.74
1:J:218:ARG:HG2	1:J:219:PHE:N	2.03	0.74
1:W:103:ARG:HD3	1:W:133:LEU:HD22	1.69	0.74
1:K:182:PHE:CD2	1:K:304:LEU:HB2	2.23	0.74
1:V:181:LYS:HE3	1:V:302:LYS:HZ2	1.52	0.74
1:N:39:TYR:CD1	1:N:182:PHE:HE2	2.06	0.74

*Continued on next page...*

*Continued from previous page...*

Atom-1	Atom-2	Interatomic distance (Å)	Clash overlap (Å)
1:P:218:ARG:CB	1:P:218:ARG:HH11	2.01	0.74
1:K:219:PHE:HE2	1:K:224:THR:HB	1.52	0.74
1:W:82:ASN:HA	1:W:111:ASN:ND2	2.02	0.74
1:D:103:ARG:HH21	1:D:131:PHE:N	1.84	0.74
1:V:210:ARG:HD2	1:V:247:GLU:OE2	1.87	0.74
1:I:25:GLN:NE2	1:I:42:ARG:HE	1.85	0.74
1:I:64:ASP:OD2	1:I:68:LYS:HE3	1.88	0.74
1:G:92:LYS:HD2	1:G:120:ILE:HG12	1.70	0.74
1:J:54:LYS:HZ1	2:J:1101:5PA:H91	1.52	0.74
1:J:218:ARG:HD3	1:J:222:VAL:CG1	2.18	0.74
1:F:157:GLY:HA2	2:F:1061:5PA:C9	2.18	0.74
1:G:15:VAL:CG2	1:G:63:GLY:HA2	2.17	0.74
1:X:107:GLU:O	1:X:112:TYR:HD2	1.71	0.74
1:B:320:LYS:CE	1:B:324:LEU:HD11	2.18	0.74
1:A:72:VAL:HG21	1:A:144:LEU:HD21	1.70	0.74
1:Q:25:GLN:NE2	1:Q:276:ILE:HD11	2.03	0.74
1:X:134:MET:O	1:X:138:GLU:HG2	1.88	0.73
1:G:136:TYR:HD1	1:G:139:GLU:OE2	1.71	0.73
1:O:216:VAL:HG12	1:O:285:LYS:HB2	1.69	0.73
1:Q:200:LEU:O	1:Q:204:ILE:HG13	1.88	0.73
1:H:112:TYR:CE1	1:H:122:THR:HG21	2.23	0.73
1:M:143:GLU:HB3	1:M:146:ARG:NH2	2.04	0.73
1:D:103:ARG:HH21	1:D:131:PHE:H	1.37	0.73
1:K:320:LYS:NZ	1:K:324:LEU:HD11	2.03	0.73
1:O:66:LEU:HD11	1:O:94:LEU:HD13	1.69	0.73
1:T:17:LEU:HD23	1:T:59:GLU:HG2	1.69	0.73
1:T:94:LEU:O	1:T:96:LEU:HG	1.87	0.73
1:Q:222:VAL:O	1:Q:222:VAL:HG13	1.87	0.73
1:E:78:ALA:HB3	1:E:80:HIS:CD2	2.23	0.73
1:Q:322:LEU:HD13	1:R:108:LEU:CD2	2.19	0.73
1:I:109:LYS:CA	1:I:113:LEU:HB2	2.18	0.73
1:X:17:LEU:HD23	1:X:59:GLU:HG2	1.71	0.73
1:X:211:PRO:O	1:X:246:PRO:HB2	1.87	0.73
1:Q:182:PHE:CD2	1:Q:304:LEU:HB2	2.23	0.73
1:I:210:ARG:HD2	1:I:247:GLU:OE2	1.87	0.73
1:X:145:LYS:C	1:X:147:GLU:H	1.91	0.73
1:O:26:TYR:HB2	1:O:39:TYR:CE2	2.24	0.73
1:A:179:GLU:O	1:A:179:GLU:HG2	1.88	0.73
1:P:203:SER:OG	1:P:243:GLU:HG2	1.88	0.73
1:X:128:LYS:C	1:X:130:SER:H	1.91	0.73
1:H:218:ARG:HD3	1:H:222:VAL:HG11	1.69	0.73

*Continued on next page...*

*Continued from previous page...*

Atom-1	Atom-2	Interatomic distance (Å)	Clash overlap (Å)
1:G:65:ALA:HB2	1:G:152:TYR:CD2	2.23	0.73
1:H:182:PHE:CD2	1:H:304:LEU:HB2	2.23	0.73
1:L:25:GLN:NE2	1:L:42:ARG:HE	1.85	0.73
1:P:116:LYS:HZ1	1:P:122:THR:HB	1.51	0.73
1:F:130:SER:O	1:F:132:GLU:N	2.21	0.73
1:L:270:VAL:HG11	1:L:278:LEU:HD21	1.71	0.73
1:X:25:GLN:NE2	1:X:42:ARG:HE	1.86	0.73
1:B:116:LYS:NZ	1:B:122:THR:HB	2.04	0.73
1:L:232:LYS:O	1:L:236:GLU:HG3	1.89	0.73
1:W:165:LEU:CD2	1:W:238:LEU:HD11	2.18	0.73
1:S:72:VAL:CG1	1:S:144:LEU:HD21	2.18	0.73
1:M:103:ARG:HH11	1:M:128:LYS:HG2	1.53	0.73
1:E:219:PHE:CZ	1:E:248:LEU:HD23	2.24	0.73
1:C:143:GLU:HA	1:C:146:ARG:HG2	1.70	0.73
1:N:15:VAL:HG21	1:N:66:LEU:HD12	1.70	0.73
1:G:165:LEU:HA	1:G:168:VAL:HG23	1.71	0.73
1:K:62:LEU:HD13	1:K:94:LEU:HD12	1.70	0.73
1:F:128:LYS:N	1:F:128:LYS:HD3	2.00	0.73
1:N:128:LYS:CD	1:N:128:LYS:H	2.02	0.73
1:M:181:LYS:HE3	1:M:302:LYS:NZ	2.02	0.73
1:K:131:PHE:C	1:K:133:LEU:H	1.91	0.73
1:C:145:LYS:HA	1:C:149:ARG:O	1.89	0.73
1:Q:25:GLN:NE2	1:Q:42:ARG:HE	1.86	0.73
1:N:229:ASN:HD22	1:N:229:ASN:C	1.92	0.73
1:M:186:VAL:HG21	1:M:290:LEU:CD2	2.18	0.73
1:X:130:SER:O	1:X:132:GLU:HG3	1.89	0.73
1:O:214:ILE:HD11	1:O:285:LYS:O	1.89	0.73
1:U:181:LYS:HG2	1:U:302:LYS:HZ2	1.51	0.73
1:H:229:ASN:ND2	1:H:233:GLU:HG3	2.03	0.73
1:G:324:LEU:HD12	1:G:324:LEU:H	1.54	0.72
1:L:103:ARG:NH2	1:L:129:ASP:HA	2.02	0.72
1:L:103:ARG:HB2	1:L:133:LEU:HD21	1.71	0.72
1:F:187:VAL:HG21	1:F:194:THR:CG2	2.18	0.72
1:U:210:ARG:NH2	1:U:298:GLU:O	2.22	0.72
1:V:5:ILE:HG22	1:V:9:LEU:HD12	1.71	0.72
1:I:70:ALA:HB1	1:I:150:LYS:O	1.89	0.72
1:R:224:THR:HG22	1:R:225:SER:N	2.03	0.72
1:R:262:GLU:N	1:R:262:GLU:OE1	2.22	0.72
1:K:50:ILE:HB	1:K:311:ILE:CG2	2.20	0.72
1:W:181:LYS:N	1:W:181:LYS:HE2	2.05	0.72
1:O:78:ALA:H	1:O:81:SER:CB	2.02	0.72

*Continued on next page...*



*Continued from previous page...*

Atom-1	Atom-2	Interatomic distance (Å)	Clash overlap (Å)
1:B:116:LYS:HZ3	1:B:122:THR:HB	1.54	0.72
1:Q:214:ILE:HD13	1:Q:286:ALA:CA	2.18	0.72
1:R:245:ARG:HB2	1:R:246:PRO:HD2	1.71	0.72
1:B:128:LYS:HD3	1:B:128:LYS:N	2.05	0.72
1:X:131:PHE:HA	1:X:133:LEU:CD1	2.18	0.72
1:T:25:GLN:NE2	1:T:42:ARG:NE	2.37	0.72
1:H:157:GLY:HA2	2:H:1081:5PA:C9	2.19	0.72
1:C:181:LYS:H	1:C:181:LYS:HD3	1.54	0.72
1:C:134:MET:HE2	1:C:156:PRO:HD3	1.71	0.72
1:W:134:MET:O	1:W:138:GLU:HG2	1.90	0.72
1:B:15:VAL:HG12	1:B:17:LEU:HD13	1.71	0.72
1:H:144:LEU:HG	1:H:149:ARG:HB2	1.72	0.72
1:H:105:LYS:HG2	1:H:107:GLU:HG3	1.71	0.72
1:L:9:LEU:HD21	1:L:165:LEU:HB3	1.72	0.72
1:M:266:ILE:HD12	1:M:269:LYS:HD2	1.70	0.72
1:N:53:ASN:HB3	1:N:308:THR:HG22	1.71	0.72
1:S:222:VAL:HA	1:S:225:SER:OG	1.88	0.72
1:D:277:ILE:HA	3:D:1049:HOH:O	1.88	0.72
1:U:1:MET:CE	1:U:172:GLY:HA3	2.19	0.72
1:C:133:LEU:O	1:C:136:TYR:HB2	1.89	0.72
1:O:25:GLN:HE21	1:O:42:ARG:HD3	1.54	0.72
1:S:143:GLU:HG3	1:S:143:GLU:O	1.89	0.72
1:Q:66:LEU:O	1:Q:68:LYS:N	2.22	0.72
1:T:211:PRO:HB3	3:T:1204:HOH:O	1.90	0.72
1:N:274:GLU:HA	1:N:274:GLU:OE1	1.87	0.72
1:C:322:LEU:HD12	1:D:108:LEU:HD21	1.70	0.72
1:F:198:LEU:HD12	1:F:211:PRO:HB3	1.71	0.72
1:J:128:LYS:O	1:J:130:SER:N	2.22	0.72
1:L:253:PHE:CD2	1:L:260:THR:HG21	2.24	0.72
1:B:20:TRP:H	1:B:20:TRP:HD1	1.37	0.72
1:D:131:PHE:C	1:D:133:LEU:H	1.92	0.72
1:M:19:PRO:HD2	1:M:20:TRP:CZ3	2.24	0.72
1:H:312:SER:O	1:H:314:THR:N	2.23	0.72
1:O:54:LYS:HE3	2:O:1151:5PA:H91	1.71	0.72
1:U:223:MET:HE3	1:U:248:LEU:HD21	1.71	0.72
1:K:221:GLU:C	1:K:223:MET:H	1.92	0.72
1:E:126:ASP:O	1:E:128:LYS:N	2.22	0.72
1:P:41:LYS:NZ	1:P:177:GLN:HE22	1.88	0.72
1:M:113:LEU:HD22	1:M:117:ILE:HD11	1.72	0.72
1:Q:322:LEU:HD13	1:R:108:LEU:HD21	1.71	0.72
1:W:222:VAL:O	1:W:226:LYS:HD2	1.90	0.72

*Continued on next page...*

*Continued from previous page...*

Atom-1	Atom-2	Interatomic distance (Å)	Clash overlap (Å)
1:J:266:ILE:O	1:J:270:VAL:HG23	1.89	0.72
1:W:320:LYS:HZ1	1:W:324:LEU:CD1	2.02	0.72
1:H:72:VAL:HG11	1:H:144:LEU:HD23	1.72	0.72
1:H:103:ARG:HH22	1:H:131:PHE:N	1.87	0.72
1:X:171:VAL:HA	1:X:174:ILE:HD12	1.71	0.72
1:V:74:ILE:HB	1:V:153:VAL:HG22	1.70	0.72
1:V:84:ALA:HB1	1:V:100:LEU:HD23	1.72	0.72
1:N:181:LYS:CD	1:N:181:LYS:H	1.93	0.72
1:N:141:ALA:O	1:N:151:PRO:HG3	1.90	0.72
1:T:128:LYS:O	1:T:130:SER:N	2.22	0.72
1:R:131:PHE:HA	1:R:133:LEU:HD13	1.71	0.72
1:A:103:ARG:NH1	1:A:128:LYS:NZ	2.38	0.72
1:K:269:LYS:HD3	3:K:1128:HOH:O	1.89	0.72
1:G:1:MET:HE3	1:G:2:HIS:N	2.05	0.72
1:O:188:ALA:HA	1:O:214:ILE:HG23	1.71	0.71
1:Q:201:GLY:HA2	1:Q:204:ILE:HD12	1.72	0.71
1:Q:30:ILE:CG2	1:Q:38:VAL:HG11	2.19	0.71
1:S:42:ARG:HB3	1:S:45:LEU:HD12	1.72	0.71
1:X:72:VAL:HB	1:X:149:ARG:HH21	1.53	0.71
1:F:159:ALA:HB2	1:F:191:SER:OG	1.90	0.71
1:P:320:LYS:O	1:P:324:LEU:HD13	1.90	0.71
1:S:55:ILE:H	1:S:55:ILE:CD1	2.02	0.71
1:T:58:LEU:HA	1:T:61:LEU:HB2	1.72	0.71
1:X:245:ARG:HG3	1:X:246:PRO:HD2	1.71	0.71
1:E:34:ILE:HG21	1:E:291:VAL:HG13	1.72	0.71
1:G:167:TYR:HA	1:G:170:ALA:HB3	1.72	0.71
1:O:228:ASP:OD2	1:O:245:ARG:NH1	2.23	0.71
1:J:174:ILE:HA	1:J:177:GLN:HE21	1.55	0.71
1:V:187:VAL:HG21	1:V:194:THR:HG21	1.71	0.71
1:T:214:ILE:HG23	1:T:251:TYR:CD1	2.24	0.71
1:G:29:ASN:CB	1:G:273:ARG:HG2	2.19	0.71
1:K:74:ILE:HG21	1:K:137:ALA:HB1	1.72	0.71
1:M:210:ARG:HD2	1:M:247:GLU:OE2	1.90	0.71
1:M:113:LEU:O	1:M:117:ILE:HG13	1.89	0.71
1:C:125:TYR:C	1:C:127:ALA:H	1.93	0.71
1:J:219:PHE:HD1	1:J:250:ASP:OD2	1.74	0.71
1:I:72:VAL:HG11	1:I:144:LEU:HD23	1.72	0.71
1:S:123:ARG:NH1	1:S:140:ILE:HD13	2.05	0.71
1:L:83:HIS:CD2	1:L:157:GLY:HA2	2.25	0.71
1:R:135:LYS:O	1:R:139:GLU:HG3	1.90	0.71
1:U:1:MET:HE3	1:U:172:GLY:HA3	1.72	0.71

*Continued on next page...*

*Continued from previous page...*

Atom-1	Atom-2	Interatomic distance (Å)	Clash overlap (Å)
1:J:110:GLY:HA3	1:J:316:HIS:HD2	1.53	0.71
1:O:58:LEU:HD21	1:O:87:THR:HA	1.72	0.71
1:O:323:SER:C	1:O:324:LEU:HD13	2.11	0.71
1:M:142:GLU:C	1:M:144:LEU:H	1.91	0.71
1:I:74:ILE:HD11	1:I:144:LEU:HD22	1.71	0.71
1:S:117:ILE:HG13	1:T:322:LEU:HD21	1.71	0.71
1:P:143:GLU:HA	1:P:146:ARG:HH12	1.56	0.71
1:L:72:VAL:HG11	1:L:144:LEU:CD2	2.19	0.71
1:M:214:ILE:CD1	1:M:289:GLY:HA3	2.20	0.71
1:M:266:ILE:HA	1:M:269:LYS:HD2	1.72	0.71
1:J:100:LEU:HD22	1:J:120:ILE:HG21	1.71	0.71
1:U:41:LYS:HZ3	1:U:177:GLN:HE22	1.37	0.71
1:X:269:LYS:HB3	1:X:273:ARG:HH12	1.56	0.71
1:G:79:VAL:HG21	1:G:105:LYS:O	1.90	0.71
1:L:144:LEU:HD11	1:L:149:ARG:HD3	1.73	0.71
1:B:73:VAL:HG22	1:B:152:TYR:HB3	1.72	0.71
1:R:41:LYS:HZ3	1:R:177:GLN:HE22	1.38	0.71
1:T:240:VAL:HG22	1:T:241:LYS:H	1.56	0.71
1:U:195:LEU:HD12	1:U:213:GLY:HA3	1.73	0.71
1:K:54:LYS:HE3	2:K:1111:5PA:H91	1.72	0.71
1:P:252:SER:O	1:P:253:PHE:HB2	1.90	0.71
1:V:181:LYS:H	1:V:181:LYS:CE	2.03	0.71
1:W:48:LEU:HD23	1:W:49:GLY:N	2.06	0.71
1:C:217:GLY:O	1:C:219:PHE:N	2.23	0.71
1:O:31:SER:HA	1:O:36:ALA:O	1.91	0.71
1:S:1:MET:CE	1:S:172:GLY:HA3	2.21	0.71
1:G:19:PRO:HB2	1:G:20:TRP:CE3	2.26	0.71
1:S:221:GLU:C	1:S:223:MET:N	2.41	0.71
1:I:161:PRO:HA	1:I:234:ALA:HB2	1.72	0.71
1:P:191:SER:N	2:P:1161:5PA:O1P	2.23	0.71
1:T:181:LYS:H	1:T:181:LYS:CD	2.01	0.71
1:X:55:ILE:HD11	1:X:86:VAL:HG11	1.70	0.71
1:J:232:LYS:O	1:J:236:GLU:HG3	1.91	0.71
1:X:214:ILE:HG21	1:X:286:ALA:HA	1.73	0.71
1:G:253:PHE:HB3	1:G:260:THR:HG21	1.72	0.71
1:O:27:LEU:HB3	1:O:274:GLU:OE2	1.91	0.71
1:I:140:ILE:O	1:I:144:LEU:HD13	1.90	0.71
1:J:210:ARG:HD2	1:J:247:GLU:OE2	1.91	0.71
1:X:112:TYR:CE1	1:X:122:THR:HG21	2.21	0.71
1:K:279:ASP:HA	1:K:314:THR:OG1	1.91	0.71
1:C:39:TYR:CZ	1:C:180:VAL:HG11	2.26	0.71

*Continued on next page...*

*Continued from previous page...*

Atom-1	Atom-2	Interatomic distance (Å)	Clash overlap (Å)
1:M:214:ILE:HD12	1:M:289:GLY:HA3	1.71	0.71
1:Q:271:GLY:O	1:R:89:LEU:HD11	1.89	0.71
1:W:139:GLU:HG3	1:W:140:ILE:N	2.06	0.71
1:W:189:ALA:HB2	1:W:195:LEU:HD12	1.73	0.71
1:P:109:LYS:HA	1:P:113:LEU:HD12	1.71	0.71
1:I:146:ARG:O	1:U:221:GLU:CB	2.38	0.71
1:H:173:GLU:O	1:H:177:GLN:HG2	1.90	0.71
1:T:270:VAL:HG21	1:T:278:LEU:CD1	2.21	0.71
1:G:262:GLU:OE1	1:G:262:GLU:N	2.24	0.71
1:W:202:LEU:HD22	1:W:209:ILE:HB	1.71	0.71
1:B:232:LYS:HE3	1:B:236:GLU:OE2	1.91	0.71
1:J:195:LEU:HD12	1:J:227:LEU:HD11	1.71	0.71
2:O:1151:5PA:H4A2	2:O:1151:5PA:O4P	1.90	0.70
1:G:216:VAL:HB	1:G:285:LYS:HD2	1.73	0.70
1:C:320:LYS:O	1:C:324:LEU:HD13	1.91	0.70
1:C:42:ARG:HB3	1:C:42:ARG:HH11	1.56	0.70
1:P:144:LEU:CD1	1:P:149:ARG:HD3	2.17	0.70
1:K:14:ARG:CG	1:K:59:GLU:HB3	2.20	0.70
1:W:133:LEU:HD12	1:W:136:TYR:CD2	2.26	0.70
1:U:182:PHE:CD2	1:U:304:LEU:HB2	2.25	0.70
1:A:210:ARG:NH2	1:A:299:LEU:HD23	2.06	0.70
1:N:103:ARG:HD3	1:N:127:ALA:O	1.91	0.70
1:P:127:ALA:HB1	1:P:128:LYS:NZ	2.06	0.70
1:Q:55:ILE:HD11	1:Q:86:VAL:HG11	1.72	0.70
1:O:4:LYS:HD3	1:O:204:ILE:HG22	1.73	0.70
1:G:102:LEU:HD12	1:G:122:THR:OG1	1.91	0.70
1:W:181:LYS:H	1:W:181:LYS:HE2	1.55	0.70
1:F:58:LEU:HB3	1:F:62:LEU:HD12	1.72	0.70
1:A:222:VAL:O	1:A:226:LYS:N	2.18	0.70
1:P:54:LYS:HG3	1:P:83:HIS:HB2	1.72	0.70
1:T:318:GLY:O	1:T:321:LEU:HB2	1.92	0.70
1:J:187:VAL:HG21	1:J:194:THR:CG2	2.21	0.70
1:V:69:GLY:O	1:V:150:LYS:HD3	1.91	0.70
1:O:82:ASN:OD1	2:O:1151:5PA:H2A1	1.91	0.70
1:G:15:VAL:HG23	1:G:63:GLY:CA	2.21	0.70
1:W:78:ALA:O	1:W:81:SER:N	2.22	0.70
1:Q:61:LEU:HD22	1:Q:154:ILE:HG23	1.74	0.70
1:N:211:PRO:HB2	1:N:246:PRO:CB	2.21	0.70
1:F:72:VAL:HB	3:F:1089:HOH:O	1.91	0.70
1:C:71:ASP:OD2	1:C:72:VAL:HG12	1.90	0.70
1:R:12:PHE:HE2	1:R:237:LEU:HD22	1.56	0.70

*Continued on next page...*

*Continued from previous page...*

Atom-1	Atom-2	Interatomic distance (Å)	Clash overlap (Å)
1:O:103:ARG:HH12	1:O:128:LYS:HZ3	1.39	0.70
1:O:136:TYR:HA	1:O:139:GLU:HG2	1.71	0.70
1:O:82:ASN:HB2	2:O:1151:5PA:O3	1.91	0.70
1:W:53:ASN:HB2	1:W:167:TYR:HE1	1.57	0.70
1:Q:53:ASN:ND2	1:Q:194:THR:OG1	2.24	0.70
1:R:251:TYR:CZ	1:R:289:GLY:HA2	2.26	0.70
1:J:289:GLY:O	1:J:293:LEU:HB2	1.91	0.70
1:L:41:LYS:HZ3	1:L:177:GLN:NE2	1.86	0.70
1:K:293:LEU:CD1	1:K:293:LEU:H	2.03	0.70
1:F:259:ILE:HG12	1:F:280:PRO:HB2	1.72	0.70
1:E:112:TYR:O	1:E:116:LYS:HG2	1.91	0.70
1:D:231:ILE:HD11	3:D:1058:HOH:O	1.91	0.70
1:I:181:LYS:HG2	1:I:302:LYS:HZ1	1.55	0.70
1:O:64:ASP:OD1	1:O:152:TYR:OH	2.09	0.70
1:V:222:VAL:HG13	1:V:223:MET:N	2.06	0.70
1:R:128:LYS:CD	1:R:128:LYS:H	2.02	0.70
1:W:101:VAL:HG21	1:W:137:ALA:HB2	1.73	0.70
1:R:103:ARG:HB2	1:R:133:LEU:HD21	1.72	0.70
1:I:110:GLY:HA3	1:I:316:HIS:CD2	2.26	0.70
1:I:243:GLU:HG3	1:I:244:VAL:H	1.55	0.70
1:L:214:ILE:CG2	1:L:251:TYR:HB2	2.21	0.70
1:X:219:PHE:HD2	1:X:220:GLY:H	1.40	0.70
1:O:134:MET:CE	1:O:155:PRO:HA	2.21	0.70
1:O:265:GLN:HG3	1:O:269:LYS:HE3	1.74	0.70
1:N:144:LEU:HD23	1:N:151:PRO:HB3	1.73	0.70
1:G:41:LYS:HZ3	1:G:177:GLN:HE22	1.39	0.70
1:H:316:HIS:O	1:H:316:HIS:ND1	2.21	0.70
1:C:212:VAL:HG22	1:C:247:GLU:HB2	1.74	0.70
1:A:8:LEU:HD13	1:A:204:ILE:HD13	1.74	0.70
1:G:125:TYR:CE2	1:G:136:TYR:HB3	2.27	0.70
1:G:143:GLU:HA	1:G:146:ARG:NE	2.05	0.70
1:J:218:ARG:NH1	1:J:218:ARG:HB2	2.07	0.70
1:G:126:ASP:O	1:G:128:LYS:N	2.20	0.70
1:B:127:ALA:HB1	1:B:128:LYS:HD3	1.73	0.70
1:J:249:TYR:CD2	1:J:293:LEU:HD11	2.27	0.70
1:B:222:VAL:HG13	1:B:223:MET:H	1.56	0.70
1:S:126:ASP:C	1:S:128:LYS:H	1.95	0.70
1:N:135:LYS:O	1:N:139:GLU:HG3	1.91	0.70
1:H:135:LYS:HG3	1:H:136:TYR:N	2.06	0.70
1:E:1:MET:CE	1:E:172:GLY:HA3	2.22	0.70
1:G:259:ILE:O	1:G:324:LEU:HD21	1.92	0.70

*Continued on next page...*

*Continued from previous page...*

Atom-1	Atom-2	Interatomic distance (Å)	Clash overlap (Å)
1:G:128:LYS:O	1:G:128:LYS:HD3	1.92	0.70
1:L:221:GLU:OE2	1:L:225:SER:HB3	1.92	0.70
1:G:222:VAL:O	1:G:226:LYS:HB2	1.92	0.70
1:M:154:ILE:CG2	1:M:158:GLY:HA2	2.21	0.70
1:P:82:ASN:HD22	1:P:82:ASN:N	1.87	0.70
1:G:165:LEU:CD2	1:G:238:LEU:HD21	2.18	0.69
1:I:142:GLU:OE1	1:I:145:LYS:CD	2.40	0.69
1:J:174:ILE:HA	1:J:177:GLN:NE2	2.07	0.69
1:D:187:VAL:HG21	1:D:194:THR:HG21	1.73	0.69
1:H:82:ASN:ND2	1:H:111:ASN:HD21	1.90	0.69
1:L:101:VAL:CG1	1:L:133:LEU:HB3	2.22	0.69
1:D:103:ARG:CZ	1:D:129:ASP:HA	2.22	0.69
1:L:111:ASN:HA	1:L:114:LEU:HD12	1.72	0.69
1:X:100:LEU:HB3	1:X:102:LEU:HD21	1.74	0.69
1:K:116:LYS:HE3	1:K:116:LYS:HA	1.73	0.69
1:N:247:GLU:HB3	1:N:249:TYR:HE1	1.57	0.69
1:J:165:LEU:HA	1:J:168:VAL:HG23	1.73	0.69
1:S:66:LEU:HD11	1:S:94:LEU:HD13	1.74	0.69
1:A:41:LYS:NZ	1:A:177:GLN:NE2	2.35	0.69
1:L:112:TYR:CZ	1:L:122:THR:HG21	2.26	0.69
1:J:222:VAL:HG13	1:J:223:MET:N	2.05	0.69
1:J:26:TYR:HD2	1:K:7:ALA:HB3	1.55	0.69
1:B:2:HIS:ND1	1:B:3:PRO:HD2	2.07	0.69
1:G:221:GLU:C	1:G:223:MET:H	1.94	0.69
1:H:232:LYS:HD2	3:H:1108:HOH:O	1.92	0.69
1:J:191:SER:N	2:J:1101:5PA:O1P	2.26	0.69
1:R:103:ARG:HG2	1:R:103:ARG:HH11	1.56	0.69
1:A:181:LYS:H	1:A:181:LYS:HE2	1.57	0.69
1:G:77:GLY:O	1:G:102:LEU:HA	1.91	0.69
1:G:78:ALA:HB3	1:G:80:HIS:CD2	2.28	0.69
1:N:218:ARG:HD3	1:N:222:VAL:HG11	1.75	0.69
1:J:220:GLY:O	1:J:224:THR:HG22	1.91	0.69
1:W:139:GLU:HG3	1:W:140:ILE:H	1.58	0.69
1:G:23:PRO:HG2	1:G:42:ARG:HB2	1.74	0.69
1:W:106:GLU:CG	1:W:124:VAL:HG21	2.21	0.69
1:X:162:ILE:HG23	1:X:163:GLY:N	2.06	0.69
1:O:15:VAL:HG11	1:O:94:LEU:HD11	1.74	0.69
1:E:287:PHE:O	1:E:291:VAL:HG23	1.93	0.69
1:I:281:VAL:HG13	1:I:282:TYR:CD1	2.28	0.69
1:E:279:ASP:OD1	1:E:283:THR:OG1	2.10	0.69
1:G:255:GLU:HG3	1:G:258:LYS:HB2	1.73	0.69

*Continued on next page...*

*Continued from previous page...*

Atom-1	Atom-2	Interatomic distance (Å)	Clash overlap (Å)
1:G:15:VAL:O	1:G:15:VAL:HG12	1.92	0.69
1:P:247:GLU:HB3	1:P:249:TYR:HE1	1.57	0.69
1:P:265:GLN:O	1:P:269:LYS:HG3	1.92	0.69
1:Q:52:GLY:HA2	1:Q:308:THR:O	1.92	0.69
1:P:168:VAL:O	1:P:171:VAL:HG22	1.93	0.69
1:D:174:ILE:HA	1:D:177:GLN:HE21	1.56	0.69
1:S:136:TYR:HA	1:S:139:GLU:HG2	1.74	0.69
1:J:140:ILE:O	1:J:144:LEU:HB3	1.92	0.69
1:I:66:LEU:CD2	1:I:96:LEU:HD21	2.23	0.69
1:D:265:GLN:HG3	1:D:269:LYS:HE3	1.74	0.69
1:C:132:GLU:HB2	3:C:1047:HOH:O	1.91	0.69
1:O:142:GLU:OE1	1:O:142:GLU:HA	1.93	0.69
1:A:134:MET:CE	1:A:155:PRO:HA	2.20	0.69
1:O:245:ARG:HG2	1:O:246:PRO:HD2	1.74	0.69
1:D:222:VAL:HG22	1:D:223:MET:N	2.07	0.69
1:W:157:GLY:HA2	2:W:1231:5PA:C9	2.23	0.69
1:W:162:ILE:HG13	1:W:163:GLY:N	2.03	0.69
1:R:195:LEU:HD11	1:R:246:PRO:CG	2.23	0.69
1:O:39:TYR:CE1	1:O:180:VAL:HG11	2.28	0.69
1:D:103:ARG:HG3	1:D:104:GLY:N	2.06	0.69
1:P:264:ALA:HB1	1:P:325:LEU:HD22	1.73	0.69
1:T:211:PRO:HG2	1:T:246:PRO:CB	2.22	0.69
1:C:186:VAL:HA	1:C:212:VAL:O	1.93	0.69
1:I:318:GLY:HA3	1:J:113:LEU:HD21	1.75	0.69
1:N:210:ARG:HD2	1:N:247:GLU:OE2	1.93	0.69
1:S:78:ALA:H	1:S:81:SER:HB2	1.57	0.69
1:V:140:ILE:O	1:V:144:LEU:HB2	1.93	0.69
1:B:66:LEU:HD11	1:B:94:LEU:HD13	1.74	0.69
1:V:306:ILE:HG22	1:V:308:THR:HG23	1.73	0.69
1:W:253:PHE:HD2	1:W:260:THR:HG21	1.56	0.69
1:U:131:PHE:C	1:U:133:LEU:H	1.96	0.69
1:Q:134:MET:O	1:Q:138:GLU:HG2	1.93	0.69
1:C:143:GLU:HA	1:C:146:ARG:HE	1.58	0.69
1:B:145:LYS:HD3	3:B:1037:HOH:O	1.92	0.69
1:T:1:MET:HE1	1:T:172:GLY:HA3	1.75	0.69
1:L:218:ARG:HH11	1:L:218:ARG:HB2	1.57	0.69
1:X:218:ARG:O	1:X:219:PHE:HB2	1.91	0.69
1:G:86:VAL:HG11	3:G:1081:HOH:O	1.93	0.69
1:W:132:GLU:C	1:W:134:MET:H	1.94	0.69
1:F:54:LYS:O	1:F:58:LEU:HD13	1.92	0.69
1:I:136:TYR:O	1:I:140:ILE:HG13	1.92	0.69

*Continued on next page...*

*Continued from previous page...*

Atom-1	Atom-2	Interatomic distance (Å)	Clash overlap (Å)
1:O:174:ILE:HA	1:O:177:GLN:HE21	1.56	0.69
1:T:30:ILE:HG21	1:T:287:PHE:CZ	2.28	0.69
1:J:165:LEU:HA	1:J:168:VAL:CG2	2.23	0.69
1:L:218:ARG:NH1	1:L:218:ARG:HB2	2.08	0.69
1:I:230:LEU:O	1:I:230:LEU:HD23	1.93	0.69
1:G:203:SER:OG	1:G:243:GLU:HB2	1.93	0.69
1:V:162:ILE:HG23	1:V:163:GLY:H	1.58	0.69
1:J:128:LYS:HE2	1:J:132:GLU:CB	2.17	0.68
1:Q:54:LYS:HD3	1:Q:57:LYS:HZ1	1.58	0.68
1:H:181:LYS:H	1:H:181:LYS:CE	2.01	0.68
1:R:112:TYR:HE1	1:R:122:THR:HG21	1.56	0.68
1:I:259:ILE:O	1:I:259:ILE:HG22	1.91	0.68
2:P:1161:5PA:H4A2	2:P:1161:5PA:O4P	1.93	0.68
1:K:266:ILE:HG21	1:K:284:GLY:O	1.92	0.68
1:W:84:ALA:HB1	1:W:100:LEU:HG	1.73	0.68
1:C:27:LEU:HB3	1:C:274:GLU:OE2	1.93	0.68
1:L:112:TYR:OH	1:L:122:THR:HG21	1.93	0.68
1:I:258:LYS:HE2	1:I:260:THR:HG22	1.75	0.68
1:G:322:LEU:CD1	1:H:108:LEU:HD21	2.23	0.68
1:X:278:LEU:HD13	1:X:283:THR:O	1.93	0.68
1:R:54:LYS:HZ3	1:R:57:LYS:HZ1	1.42	0.68
1:B:69:GLY:O	1:B:150:LYS:HD2	1.92	0.68
1:O:48:LEU:HD11	1:O:90:ALA:HA	1.75	0.68
1:P:105:LYS:HG3	1:P:107:GLU:HG2	1.75	0.68
1:W:131:PHE:HZ	1:W:226:LYS:NZ	1.91	0.68
1:X:103:ARG:HG2	1:X:103:ARG:HH11	1.59	0.68
1:F:255:GLU:CG	1:F:258:LYS:HB2	2.23	0.68
1:Q:108:LEU:O	1:Q:113:LEU:HD12	1.93	0.68
1:K:214:ILE:HD13	1:K:286:ALA:CA	2.24	0.68
1:L:62:LEU:HD22	1:L:94:LEU:HD12	1.75	0.68
1:S:134:MET:CE	1:S:156:PRO:HD3	2.22	0.68
1:H:101:VAL:HG12	1:H:133:LEU:HB3	1.74	0.68
1:P:133:LEU:O	1:P:136:TYR:N	2.23	0.68
1:M:27:LEU:HD11	1:M:40:ILE:HB	1.75	0.68
1:D:56:ARG:HD2	1:D:167:TYR:CZ	2.27	0.68
1:A:218:ARG:O	1:A:220:GLY:N	2.25	0.68
1:A:187:VAL:HG21	1:A:194:THR:HG21	1.74	0.68
1:G:55:ILE:HD12	1:G:86:VAL:CG1	2.24	0.68
1:Q:218:ARG:NH1	1:Q:256:TYR:HB3	2.09	0.68
1:P:287:PHE:O	1:P:290:LEU:HB3	1.94	0.68
1:F:128:LYS:C	1:F:130:SER:H	1.95	0.68

*Continued on next page...*



*Continued from previous page...*

Atom-1	Atom-2	Interatomic distance (Å)	Clash overlap (Å)
1:E:15:VAL:HG13	1:U:11:LYS:HA	1.75	0.68
1:A:128:LYS:HD3	1:A:128:LYS:O	1.94	0.68
1:R:161:PRO:O	1:R:164:THR:HB	1.94	0.68
1:D:55:ILE:HD12	1:D:55:ILE:N	2.08	0.68
1:F:224:THR:HG23	1:F:225:SER:N	2.09	0.68
1:P:224:THR:HG22	1:P:225:SER:N	2.08	0.68
1:W:220:GLY:O	1:W:223:MET:HB3	1.92	0.68
1:H:19:PRO:HG2	1:H:20:TRP:H	1.58	0.68
1:T:270:VAL:HG21	1:T:278:LEU:HD12	1.75	0.68
1:R:160:SER:OG	1:R:162:ILE:HG22	1.93	0.68
1:Q:184:SER:HA	1:Q:210:ARG:H	1.56	0.68
1:E:109:LYS:HA	1:E:113:LEU:HB2	1.75	0.68
1:H:101:VAL:CG1	1:H:133:LEU:HB3	2.23	0.68
1:U:318:GLY:O	1:U:321:LEU:N	2.25	0.68
1:M:188:ALA:HB2	1:M:286:ALA:HB2	1.76	0.68
1:S:222:VAL:O	1:S:226:LYS:HB2	1.93	0.68
1:A:181:LYS:HG2	1:A:302:LYS:NZ	2.09	0.68
1:P:5:ILE:HG22	1:P:9:LEU:HD12	1.76	0.68
1:T:169:ARG:NH2	3:T:1207:HOH:O	2.25	0.68
1:Q:82:ASN:CA	1:Q:111:ASN:ND2	2.55	0.68
1:B:54:LYS:HE3	1:B:83:HIS:HB2	1.75	0.68
1:O:182:PHE:CE1	1:O:304:LEU:HG	2.29	0.68
1:A:143:GLU:HG3	1:A:144:LEU:H	1.58	0.68
1:G:187:VAL:HG23	1:G:306:ILE:HB	1.76	0.68
1:V:19:PRO:HG2	1:V:20:TRP:HD1	1.57	0.68
1:W:181:LYS:HG2	1:W:302:LYS:NZ	2.09	0.68
1:I:289:GLY:O	1:I:293:LEU:HD13	1.94	0.68
1:X:51:GLY:HA3	3:X:1257:HOH:O	1.92	0.68
1:U:55:ILE:HD11	1:U:86:VAL:HG21	1.76	0.68
1:A:31:SER:OG	1:A:38:VAL:HG12	1.93	0.68
1:O:145:LYS:C	1:O:147:GLU:H	1.97	0.68
1:V:219:PHE:HA	1:V:223:MET:SD	2.34	0.68
1:E:214:ILE:HD12	1:E:289:GLY:HA3	1.75	0.68
1:F:55:ILE:CD1	1:F:86:VAL:HG11	2.22	0.68
1:J:210:ARG:NH2	1:J:298:GLU:O	2.26	0.68
1:M:129:ASP:CG	1:M:130:SER:N	2.44	0.68
1:R:135:LYS:HG3	1:R:136:TYR:H	1.58	0.68
1:H:115:ASP:HA	1:H:120:ILE:HD12	1.75	0.68
1:E:223:MET:C	1:E:225:SER:H	1.97	0.68
1:T:187:VAL:HG21	1:T:194:THR:HG21	1.76	0.68
1:S:202:LEU:HD12	1:S:211:PRO:HG3	1.74	0.68

*Continued on next page...*

*Continued from previous page...*

Atom-1	Atom-2	Interatomic distance (Å)	Clash overlap (Å)
1:P:1:MET:HE1	1:P:172:GLY:HA3	1.75	0.68
1:U:188:ALA:HA	1:U:214:ILE:HG23	1.76	0.68
1:S:79:VAL:O	1:S:112:TYR:HB2	1.94	0.68
1:N:320:LYS:HE3	1:N:324:LEU:HD11	1.76	0.68
1:K:271:GLY:HA2	1:K:276:ILE:O	1.93	0.68
1:N:203:SER:HB2	1:N:243:GLU:HB2	1.74	0.68
1:K:134:MET:O	1:K:138:GLU:HG2	1.93	0.68
1:W:19:PRO:HG2	1:X:25:GLN:OE1	1.93	0.68
1:M:263:VAL:O	1:M:267:ILE:HG13	1.94	0.68
1:O:55:ILE:N	1:O:55:ILE:HD12	2.09	0.68
1:K:189:ALA:HB3	1:K:215:ALA:HA	1.74	0.68
1:B:12:PHE:CZ	1:B:237:LEU:HD22	2.29	0.68
1:G:227:LEU:HD21	1:G:246:PRO:CG	2.23	0.68
1:B:195:LEU:HD22	1:B:246:PRO:HG3	1.75	0.68
1:M:269:LYS:HG2	1:M:273:ARG:NH1	2.08	0.68
1:X:220:GLY:O	1:X:224:THR:HG22	1.94	0.67
1:P:269:LYS:HB3	1:P:273:ARG:HH12	1.59	0.67
1:H:218:ARG:HH11	1:H:218:ARG:CB	2.03	0.67
1:R:260:THR:HB	1:R:262:GLU:OE1	1.94	0.67
1:T:72:VAL:HB	1:T:149:ARG:NH2	2.09	0.67
1:F:145:LYS:C	1:F:147:GLU:H	1.96	0.67
1:J:72:VAL:HB	1:J:149:ARG:HH21	1.59	0.67
1:E:261:GLY:N	1:E:324:LEU:HD23	2.09	0.67
1:T:103:ARG:HH21	1:T:133:LEU:HD11	1.59	0.67
1:N:222:VAL:HG13	1:N:223:MET:H	1.58	0.67
1:O:306:ILE:HG22	1:O:306:ILE:O	1.94	0.67
1:L:253:PHE:O	1:L:258:LYS:HD3	1.94	0.67
1:S:187:VAL:HG21	1:S:194:THR:CG2	2.25	0.67
1:N:265:GLN:O	1:N:269:LYS:HG3	1.94	0.67
1:H:30:ILE:HG21	1:H:287:PHE:CZ	2.28	0.67
1:P:268:ARG:NH2	1:P:325:LEU:HB3	2.09	0.67
1:O:103:ARG:NH1	1:O:128:LYS:NZ	2.42	0.67
1:G:195:LEU:HD12	1:G:213:GLY:HA3	1.74	0.67
1:Q:179:GLU:O	1:Q:179:GLU:HG2	1.92	0.67
1:B:26:TYR:CE2	1:R:4:LYS:HG3	2.29	0.67
1:W:136:TYR:O	1:W:139:GLU:HG2	1.94	0.67
1:H:27:LEU:HD21	1:H:40:ILE:HG22	1.74	0.67
1:U:167:TYR:HA	1:U:170:ALA:HB3	1.75	0.67
1:C:77:GLY:O	1:C:102:LEU:HA	1.95	0.67
1:G:54:LYS:HD3	1:G:57:LYS:NZ	2.08	0.67
1:K:85:PHE:HA	1:K:115:ASP:OD1	1.95	0.67

*Continued on next page...*

*Continued from previous page...*

Atom-1	Atom-2	Interatomic distance (Å)	Clash overlap (Å)
1:K:41:LYS:HZ3	1:K:177:GLN:HE22	1.43	0.67
1:M:218:ARG:HD2	1:M:256:TYR:N	2.08	0.67
1:H:113:LEU:O	1:H:117:ILE:HG13	1.94	0.67
1:P:101:VAL:HG13	1:P:125:TYR:CD1	2.29	0.67
1:J:187:VAL:HG21	1:J:194:THR:HG21	1.75	0.67
1:F:4:LYS:HE2	1:F:204:ILE:HG23	1.74	0.67
1:F:321:LEU:O	1:F:325:LEU:HD22	1.95	0.67
1:G:56:ARG:HD3	1:G:170:ALA:HB2	1.75	0.67
1:N:218:ARG:HB2	1:N:218:ARG:NH1	2.09	0.67
1:R:180:VAL:HA	1:R:181:LYS:HE2	1.75	0.67
1:A:19:PRO:HB2	1:A:20:TRP:HE3	1.57	0.67
1:N:128:LYS:O	1:N:130:SER:N	2.27	0.67
1:M:79:VAL:CG1	1:M:112:TYR:HB2	2.24	0.67
1:T:320:LYS:O	1:T:324:LEU:HD13	1.94	0.67
1:G:34:ILE:HG21	1:G:291:VAL:HG13	1.75	0.67
1:M:64:ASP:HB3	1:M:152:TYR:OH	1.95	0.67
1:D:25:GLN:NE2	1:D:42:ARG:HE	1.93	0.67
1:G:184:SER:HA	1:G:210:ARG:H	1.58	0.67
1:O:298:GLU:HG2	3:O:1154:HOH:O	1.94	0.67
1:C:120:ILE:HG22	1:C:121:GLU:H	1.58	0.67
1:C:103:ARG:NH1	1:C:128:LYS:NZ	2.42	0.67
1:N:218:ARG:CG	1:N:219:PHE:H	2.03	0.67
1:O:310:GLY:O	1:O:313:GLY:N	2.27	0.67
1:I:12:PHE:HZ	1:I:237:LEU:O	1.77	0.67
1:S:144:LEU:HD23	1:S:151:PRO:HB3	1.76	0.67
1:C:287:PHE:O	1:C:290:LEU:HB3	1.95	0.67
1:V:103:ARG:NH1	1:V:129:ASP:HA	2.10	0.67
1:T:217:GLY:O	1:T:218:ARG:O	2.13	0.67
1:R:211:PRO:HB2	1:R:246:PRO:HB3	1.76	0.67
1:G:84:ALA:HB1	1:G:100:LEU:CD2	2.24	0.67
1:K:4:LYS:HE2	1:K:204:ILE:CG2	2.22	0.67
1:J:268:ARG:O	1:J:272:THR:HG23	1.94	0.67
1:S:221:GLU:OE1	1:S:221:GLU:HA	1.95	0.67
1:K:214:ILE:HD12	1:K:289:GLY:HA3	1.77	0.67
1:K:320:LYS:HZ1	1:K:324:LEU:HD11	1.58	0.67
1:K:207:GLU:HA	1:K:207:GLU:OE1	1.93	0.67
1:O:45:LEU:HB3	1:P:45:LEU:HD22	1.76	0.67
1:J:76:VAL:CG2	1:J:156:PRO:HG3	2.24	0.67
1:P:234:ALA:O	1:P:237:LEU:HB2	1.95	0.67
1:A:34:ILE:HG22	1:A:291:VAL:HG13	1.77	0.67
1:X:128:LYS:HE3	1:X:132:GLU:CB	2.20	0.67

*Continued on next page...*

*Continued from previous page...*

Atom-1	Atom-2	Interatomic distance (Å)	Clash overlap (Å)
1:J:54:LYS:HE3	1:J:83:HIS:HB2	1.77	0.67
1:O:214:ILE:HD13	1:O:286:ALA:O	1.94	0.67
1:Q:41:LYS:HZ1	1:Q:177:GLN:NE2	1.91	0.67
1:H:259:ILE:O	1:H:260:THR:HG23	1.94	0.67
1:I:269:LYS:HB3	1:I:273:ARG:NH1	2.10	0.67
1:T:268:ARG:CZ	1:T:325:LEU:HD12	2.25	0.67
1:K:261:GLY:CA	1:K:324:LEU:HD23	2.24	0.67
1:I:22:THR:HB	1:I:42:ARG:O	1.94	0.67
1:H:101:VAL:O	1:H:133:LEU:HD23	1.94	0.67
1:D:190:GLY:N	2:D:1041:5PA:O3P	2.28	0.67
1:Q:55:ILE:H	1:Q:55:ILE:CD1	2.07	0.67
1:I:243:GLU:HG3	1:I:244:VAL:N	2.09	0.67
1:C:291:VAL:HG12	1:C:295:ARG:HD2	1.75	0.67
1:Q:206:ASN:HA	3:Q:1173:HOH:O	1.94	0.67
1:M:50:ILE:HG21	1:M:312:SER:OG	1.95	0.67
1:U:270:VAL:HG21	1:U:278:LEU:HD12	1.75	0.67
1:G:149:ARG:HD3	1:I:221:GLU:HB3	1.75	0.67
1:K:261:GLY:HA2	1:K:324:LEU:HD23	1.75	0.67
1:K:293:LEU:N	1:K:293:LEU:HD12	2.10	0.67
1:Q:71:ASP:OD2	1:Q:72:VAL:HG12	1.93	0.67
1:R:9:LEU:HD23	1:R:238:LEU:HD21	1.77	0.67
1:U:186:VAL:HG23	1:U:305:PHE:HD1	1.59	0.67
1:I:279:ASP:H	1:I:283:THR:HG1	1.40	0.67
1:G:82:ASN:ND2	1:G:111:ASN:HD21	1.93	0.67
1:P:1:MET:CE	1:P:172:GLY:HA3	2.25	0.67
1:G:20:TRP:CD1	1:H:20:TRP:HZ3	2.13	0.67
1:S:200:LEU:HD11	1:S:234:ALA:O	1.95	0.67
1:H:161:PRO:O	1:H:164:THR:HG22	1.94	0.67
1:K:268:ARG:NH2	1:K:325:LEU:HB3	2.10	0.67
1:G:1:MET:HE3	1:G:2:HIS:H	1.58	0.67
1:A:277:ILE:HA	3:A:1033:HOH:O	1.95	0.67
1:G:214:ILE:HD13	1:G:286:ALA:CA	2.25	0.66
1:P:213:GLY:O	1:P:214:ILE:HD13	1.95	0.66
1:J:217:GLY:CA	1:J:252:SER:HB3	2.24	0.66
1:L:1:MET:HE1	1:L:5:ILE:HB	1.75	0.66
1:Q:126:ASP:O	1:Q:128:LYS:N	2.27	0.66
1:R:55:ILE:HD12	1:R:55:ILE:N	2.09	0.66
1:G:41:LYS:HD2	1:G:174:ILE:HG12	1.76	0.66
1:Q:259:ILE:CD1	1:Q:317:TYR:HB3	2.24	0.66
1:S:181:LYS:HE2	1:S:181:LYS:N	2.09	0.66
1:J:110:GLY:HA3	1:J:316:HIS:CD2	2.29	0.66

*Continued on next page...*

*Continued from previous page...*

Atom-1	Atom-2	Interatomic distance (Å)	Clash overlap (Å)
1:G:227:LEU:HD21	1:G:246:PRO:HG3	1.76	0.66
1:U:15:VAL:HG11	1:U:94:LEU:HD21	1.77	0.66
1:I:200:LEU:HD11	1:I:235:ALA:HA	1.78	0.66
1:S:218:ARG:NE	1:S:255:GLU:HB2	2.10	0.66
1:C:125:TYR:O	1:C:127:ALA:N	2.26	0.66
1:G:281:VAL:HG13	1:G:282:TYR:HD1	1.57	0.66
1:J:218:ARG:HH11	1:J:218:ARG:HB2	1.59	0.66
1:U:214:ILE:HD12	1:U:289:GLY:HA3	1.77	0.66
1:Q:162:ILE:HD12	1:Q:162:ILE:C	2.15	0.66
1:H:109:LYS:HA	1:H:113:LEU:HD12	1.78	0.66
1:U:157:GLY:HA2	2:U:1211:5PA:H92	1.77	0.66
1:P:170:ALA:O	1:P:174:ILE:HG13	1.96	0.66
1:D:116:LYS:NZ	1:D:122:THR:HB	2.10	0.66
1:I:41:LYS:HZ3	1:I:177:GLN:HE22	1.44	0.66
1:A:20:TRP:CD1	1:B:20:TRP:HZ3	2.13	0.66
1:A:19:PRO:HD2	1:A:20:TRP:HZ3	1.52	0.66
1:N:128:LYS:N	1:N:128:LYS:HD3	2.06	0.66
1:M:79:VAL:HA	1:M:102:LEU:HD13	1.77	0.66
1:T:292:ASP:O	1:T:295:ARG:N	2.28	0.66
1:M:41:LYS:HZ3	1:M:177:GLN:HE22	1.40	0.66
1:T:202:LEU:HD22	1:T:209:ILE:HB	1.76	0.66
1:J:161:PRO:O	1:J:164:THR:HG22	1.95	0.66
1:V:133:LEU:HA	1:V:136:TYR:HD2	1.59	0.66
1:A:19:PRO:HB2	1:A:20:TRP:CE3	2.30	0.66
1:W:264:ALA:HB1	1:W:325:LEU:CD2	2.25	0.66
1:E:55:ILE:HD12	1:E:55:ILE:N	2.10	0.66
1:W:85:PHE:CE2	1:W:114:LEU:HD13	2.31	0.66
1:G:224:THR:HG23	1:G:225:SER:N	2.09	0.66
1:S:222:VAL:HG22	1:S:226:LYS:HD2	1.77	0.66
1:F:200:LEU:O	1:F:204:ILE:HG13	1.95	0.66
1:O:10:ALA:HA	1:S:16:GLU:HG3	1.76	0.66
1:A:54:LYS:HB2	3:A:1034:HOH:O	1.96	0.66
1:G:14:ARG:CG	1:G:59:GLU:HB3	2.25	0.66
1:V:53:ASN:HB3	1:V:308:THR:HG22	1.77	0.66
1:S:142:GLU:HA	1:S:145:LYS:HG2	1.76	0.66
1:N:19:PRO:HA	3:N:1160:HOH:O	1.95	0.66
1:Q:102:LEU:O	1:Q:133:LEU:HD21	1.96	0.66
1:K:75:THR:HB	1:K:154:ILE:HB	1.76	0.66
1:W:85:PHE:CZ	1:W:89:LEU:HD22	2.30	0.66
1:L:212:VAL:HG22	1:L:247:GLU:HB2	1.78	0.66
1:L:30:ILE:HG21	1:L:287:PHE:HZ	1.59	0.66

*Continued on next page...*

*Continued from previous page...*

Atom-1	Atom-2	Interatomic distance (Å)	Clash overlap (Å)
1:G:149:ARG:HD3	1:I:221:GLU:CB	2.25	0.66
1:W:1:MET:HA	1:W:1:MET:HE3	1.77	0.66
1:E:181:LYS:O	1:E:181:LYS:HG2	1.96	0.66
1:G:126:ASP:C	1:G:128:LYS:H	1.98	0.66
1:T:72:VAL:HB	1:T:149:ARG:HH22	1.59	0.66
1:H:30:ILE:O	1:H:34:ILE:HB	1.95	0.66
1:L:225:SER:HA	3:L:1135:HOH:O	1.95	0.66
1:J:72:VAL:HG13	1:J:151:PRO:HA	1.77	0.66
1:X:19:PRO:HG2	1:X:20:TRP:CD1	2.31	0.66
1:V:196:ALA:HB1	1:V:231:ILE:HG22	1.78	0.66
1:V:218:ARG:HG2	1:V:219:PHE:H	1.60	0.66
1:O:25:GLN:NE2	1:O:42:ARG:HE	1.94	0.66
1:V:128:LYS:HE3	1:V:132:GLU:CB	2.26	0.66
1:D:218:ARG:HB2	1:D:218:ARG:NH1	2.04	0.66
1:B:25:GLN:NE2	1:B:42:ARG:NE	2.43	0.66
1:C:299:LEU:CD1	1:C:303:ILE:HD13	2.26	0.66
1:P:249:TYR:H	1:P:249:TYR:HD1	1.43	0.66
1:H:55:ILE:N	1:H:55:ILE:HD12	2.11	0.66
1:R:207:GLU:O	1:R:209:ILE:N	2.28	0.66
1:P:116:LYS:HZ3	1:P:122:THR:HB	1.59	0.66
1:E:214:ILE:CD1	1:E:289:GLY:HA3	2.26	0.66
1:N:134:MET:O	1:N:138:GLU:HG2	1.95	0.66
1:Q:72:VAL:HG13	1:Q:151:PRO:HB3	1.78	0.66
1:D:55:ILE:H	1:D:55:ILE:HD12	1.61	0.66
1:Q:85:PHE:CE1	1:Q:114:LEU:HB3	2.31	0.66
1:S:95:GLY:O	1:S:96:LEU:O	2.14	0.66
1:O:54:LYS:HD3	1:O:57:LYS:NZ	2.10	0.66
1:W:131:PHE:C	1:W:133:LEU:H	1.97	0.66
1:F:187:VAL:HG21	1:F:194:THR:HG21	1.77	0.66
1:G:114:LEU:HD23	1:G:117:ILE:CD1	2.21	0.66
1:S:219:PHE:HA	1:S:223:MET:CE	2.26	0.66
1:V:115:ASP:HA	1:V:120:ILE:HD12	1.78	0.66
1:X:74:ILE:HD11	1:X:144:LEU:CD2	2.26	0.65
1:G:142:GLU:OE1	1:G:145:LYS:HD3	1.94	0.65
1:G:77:GLY:O	1:G:102:LEU:HD23	1.96	0.65
1:J:62:LEU:HD21	1:J:91:ALA:HB2	1.78	0.65
1:B:287:PHE:O	1:B:290:LEU:HB3	1.96	0.65
1:T:8:LEU:HD13	1:T:204:ILE:HD13	1.76	0.65
1:R:210:ARG:NH2	1:R:299:LEU:HA	2.10	0.65
1:K:219:PHE:CE2	1:K:248:LEU:HD23	2.32	0.65
1:I:259:ILE:HG21	1:I:321:LEU:HD23	1.79	0.65

*Continued on next page...*

*Continued from previous page...*

Atom-1	Atom-2	Interatomic distance (Å)	Clash overlap (Å)
1:A:210:ARG:HH22	1:A:299:LEU:HD23	1.61	0.65
1:S:156:PRO:C	1:S:158:GLY:H	2.00	0.65
1:T:25:GLN:HE21	1:T:42:ARG:HD3	1.61	0.65
1:K:162:ILE:HD12	1:K:163:GLY:N	2.11	0.65
1:U:259:ILE:HG22	1:U:324:LEU:CD2	2.26	0.65
1:R:30:ILE:HG22	1:R:34:ILE:HD12	1.78	0.65
1:N:135:LYS:HE3	1:N:136:TYR:CE1	2.31	0.65
1:E:217:GLY:HA3	1:E:256:TYR:HB2	1.77	0.65
1:G:106:GLU:HG3	1:G:124:VAL:HG21	1.78	0.65
1:C:12:PHE:CE2	1:C:237:LEU:HD22	2.30	0.65
1:F:210:ARG:NH2	1:F:298:GLU:O	2.29	0.65
1:F:113:LEU:HD22	1:F:117:ILE:HD11	1.79	0.65
1:O:30:ILE:O	1:O:34:ILE:HG12	1.97	0.65
1:M:145:LYS:C	1:M:147:GLU:H	1.97	0.65
1:T:218:ARG:HG2	1:T:219:PHE:N	2.09	0.65
1:I:127:ALA:CB	1:I:136:TYR:HE2	2.08	0.65
1:G:39:TYR:CE1	1:G:180:VAL:HG11	2.31	0.65
1:P:189:ALA:HA	2:P:1161:5PA:O3P	1.96	0.65
1:M:164:THR:HG23	1:M:197:GLY:CA	2.27	0.65
1:M:218:ARG:HD2	1:M:255:GLU:CA	2.26	0.65
1:P:323:SER:O	1:P:324:LEU:HD12	1.96	0.65
1:X:82:ASN:ND2	1:X:111:ASN:ND2	2.43	0.65
1:D:112:TYR:HE1	1:D:122:THR:HG21	1.58	0.65
1:P:198:LEU:O	1:P:202:LEU:HD12	1.96	0.65
1:B:165:LEU:HD22	1:B:238:LEU:HD21	1.76	0.65
1:J:48:LEU:HD11	1:J:90:ALA:HA	1.77	0.65
1:H:127:ALA:HB1	1:H:128:LYS:NZ	2.11	0.65
1:O:42:ARG:NH1	1:O:44:ASP:OD1	2.28	0.65
1:D:223:MET:SD	1:D:248:LEU:HD21	2.36	0.65
1:U:214:ILE:HD13	1:U:286:ALA:CA	2.24	0.65
1:U:226:LYS:O	1:U:230:LEU:HB2	1.96	0.65
1:R:100:LEU:HB2	1:R:121:GLU:O	1.96	0.65
1:R:259:ILE:HG22	1:R:260:THR:N	2.11	0.65
1:T:25:GLN:HE21	1:T:42:ARG:HE	1.43	0.65
1:Q:74:ILE:HG22	1:Q:75:THR:N	2.12	0.65
1:U:218:ARG:HG3	1:U:255:GLU:HA	1.78	0.65
1:I:64:ASP:HA	1:I:67:SER:HB3	1.78	0.65
1:S:222:VAL:O	1:S:226:LYS:HD2	1.97	0.65
1:E:84:ALA:O	1:E:100:LEU:HD21	1.96	0.65
1:V:144:LEU:CD2	1:V:151:PRO:HB3	2.27	0.65
1:M:135:LYS:HG3	1:M:136:TYR:N	2.12	0.65

*Continued on next page...*

*Continued from previous page...*

Atom-1	Atom-2	Interatomic distance (Å)	Clash overlap (Å)
1:G:134:MET:HE3	1:G:155:PRO:HA	1.77	0.65
1:B:25:GLN:HE22	1:B:42:ARG:HE	1.44	0.65
1:Q:113:LEU:O	1:Q:113:LEU:HD23	1.96	0.65
1:L:82:ASN:ND2	1:L:111:ASN:ND2	2.44	0.65
1:O:113:LEU:HD23	1:O:113:LEU:O	1.97	0.65
1:U:162:ILE:HG22	1:U:237:LEU:CD1	2.25	0.65
1:K:145:LYS:C	1:K:147:GLU:H	1.99	0.65
1:H:157:GLY:HA3	1:H:191:SER:HB3	1.78	0.65
1:T:146:ARG:O	1:T:147:GLU:HG3	1.97	0.65
1:G:173:GLU:O	1:G:176:THR:HB	1.96	0.65
1:I:54:LYS:HG3	1:I:83:HIS:HA	1.77	0.65
1:Q:319:ASP:CA	1:Q:322:LEU:HD12	2.19	0.65
1:P:171:VAL:HG23	1:P:172:GLY:N	2.12	0.65
1:O:214:ILE:CD1	1:O:289:GLY:HA3	2.26	0.65
1:O:216:VAL:HG11	1:O:282:TYR:CA	2.24	0.65
1:O:279:ASP:HA	1:O:314:THR:OG1	1.96	0.65
1:S:145:LYS:HA	1:S:149:ARG:O	1.96	0.65
1:M:218:ARG:CD	1:M:255:GLU:HA	2.25	0.65
1:D:127:ALA:O	1:D:128:LYS:O	2.15	0.65
1:D:130:SER:O	1:D:132:GLU:N	2.30	0.65
1:X:34:ILE:CD1	1:X:291:VAL:HA	2.26	0.65
1:J:128:LYS:H	1:J:128:LYS:CD	2.08	0.65
1:G:259:ILE:CD1	1:G:317:TYR:HB3	2.26	0.65
1:D:149:ARG:O	1:D:151:PRO:HD3	1.97	0.65
1:F:157:GLY:HA2	2:F:1061:5PA:H92	1.79	0.65
1:O:214:ILE:HD13	1:O:286:ALA:HA	1.78	0.65
1:O:314:THR:HG23	1:O:321:LEU:HD11	1.78	0.65
1:K:185:ILE:HD12	1:K:198:LEU:HD21	1.79	0.65
1:X:82:ASN:HD22	1:X:111:ASN:ND2	1.95	0.65
1:A:103:ARG:NH1	1:A:128:LYS:HZ1	1.94	0.65
1:C:1:MET:HE3	1:C:172:GLY:HA3	1.78	0.65
1:U:77:GLY:O	1:U:102:LEU:HA	1.96	0.65
1:N:270:VAL:HG21	1:N:278:LEU:CD1	2.27	0.65
1:J:54:LYS:HG3	1:J:83:HIS:HA	1.78	0.65
1:J:221:GLU:OE2	1:J:225:SER:HB2	1.96	0.65
1:S:214:ILE:HD12	1:S:289:GLY:HA3	1.79	0.65
1:H:41:LYS:HZ1	1:H:177:GLN:HE22	1.43	0.65
1:S:117:ILE:HD13	1:T:321:LEU:HD13	1.78	0.65
1:J:147:GLU:HB3	3:J:1120:HOH:O	1.96	0.65
1:H:159:ALA:HB2	1:H:191:SER:OG	1.97	0.65
1:E:218:ARG:HE	1:E:255:GLU:HB2	1.62	0.65

*Continued on next page...*



*Continued from previous page...*

Atom-1	Atom-2	Interatomic distance (Å)	Clash overlap (Å)
1:D:265:GLN:HG3	1:D:269:LYS:CE	2.27	0.65
1:Q:183:ASP:O	1:Q:210:ARG:HG3	1.96	0.65
1:P:4:LYS:O	1:P:8:LEU:HD12	1.97	0.65
1:G:54:LYS:HA	1:G:57:LYS:HZ2	1.61	0.65
1:W:147:GLU:C	1:W:149:ARG:H	2.00	0.65
1:W:14:ARG:HD2	1:W:60:TYR:CE1	2.31	0.65
1:I:293:LEU:HD12	1:I:293:LEU:N	2.11	0.65
1:W:45:LEU:HB3	1:X:45:LEU:HD13	1.78	0.65
1:R:72:VAL:HG23	1:R:97:ASP:HB3	1.78	0.65
1:J:128:LYS:N	1:J:128:LYS:CD	2.59	0.65
1:P:105:LYS:HG2	1:P:107:GLU:HG2	1.79	0.65
1:O:281:VAL:HG22	1:O:282:TYR:CD1	2.31	0.65
1:U:221:GLU:OE1	1:U:224:THR:HG22	1.97	0.65
1:G:41:LYS:HZ1	1:G:177:GLN:HE22	1.45	0.65
1:S:139:GLU:HG3	1:S:140:ILE:H	1.60	0.65
1:T:174:ILE:HA	1:T:177:GLN:NE2	2.11	0.65
1:O:41:LYS:HE2	1:O:177:GLN:NE2	2.11	0.65
1:L:207:GLU:HB3	1:L:209:ILE:HG13	1.79	0.65
1:S:236:GLU:O	1:S:239:GLY:N	2.29	0.65
1:Q:136:TYR:O	1:Q:139:GLU:HG3	1.97	0.65
1:I:293:LEU:H	1:I:293:LEU:HD12	1.60	0.65
2:D:1041:5PA:O4P	2:D:1041:5PA:H4A2	1.97	0.65
1:A:264:ALA:HB1	1:A:325:LEU:CD2	2.26	0.65
1:K:202:LEU:HD21	1:K:209:ILE:HD12	1.78	0.65
1:C:299:LEU:HD12	1:C:303:ILE:HD13	1.78	0.65
1:L:143:GLU:HA	1:L:146:ARG:NE	2.12	0.65
1:A:22:THR:HB	1:A:42:ARG:O	1.96	0.65
1:G:55:ILE:HD12	1:G:86:VAL:HG13	1.78	0.65
1:N:220:GLY:O	1:N:224:THR:HB	1.97	0.65
1:P:171:VAL:HG23	1:P:172:GLY:H	1.63	0.65
1:I:113:LEU:HD21	1:J:318:GLY:CA	2.26	0.65
1:B:269:LYS:HB3	1:B:273:ARG:NH2	2.12	0.65
1:A:223:MET:CE	1:A:248:LEU:HD21	2.27	0.65
1:Q:320:LYS:NZ	1:Q:324:LEU:HD11	2.12	0.65
1:T:127:ALA:HB2	1:T:136:TYR:HE2	1.62	0.65
1:Q:118:MET:CE	1:R:271:GLY:HA3	2.26	0.65
1:M:214:ILE:HD13	1:M:286:ALA:HA	1.79	0.65
1:N:229:ASN:O	1:N:233:GLU:HG3	1.97	0.65
1:W:182:PHE:O	1:W:209:ILE:HG12	1.97	0.65
1:D:196:ALA:CB	1:D:231:ILE:HG22	2.26	0.65
1:F:252:SER:O	1:F:253:PHE:HB2	1.96	0.65

*Continued on next page...*

*Continued from previous page...*

Atom-1	Atom-2	Interatomic distance (Å)	Clash overlap (Å)
1:D:210:ARG:NH2	1:D:299:LEU:HA	2.12	0.65
1:X:207:GLU:HB3	3:X:1258:HOH:O	1.96	0.65
1:P:31:SER:HB3	1:P:36:ALA:O	1.97	0.65
1:G:56:ARG:HG2	1:G:56:ARG:HH11	1.62	0.64
1:O:4:LYS:HE2	1:O:204:ILE:O	1.97	0.64
1:L:135:LYS:HZ2	1:L:136:TYR:HE1	1.38	0.64
1:P:171:VAL:HG21	1:P:201:GLY:HA3	1.79	0.64
1:L:53:ASN:CG	1:L:308:THR:HG22	2.16	0.64
1:X:181:LYS:N	1:X:181:LYS:HD3	2.11	0.64
1:A:103:ARG:HH11	1:A:128:LYS:HZ3	1.45	0.64
1:V:162:ILE:HG23	1:V:163:GLY:N	2.13	0.64
1:L:110:GLY:HA3	1:L:316:HIS:CD2	2.32	0.64
1:E:203:SER:OG	1:E:243:GLU:HB2	1.97	0.64
1:G:219:PHE:HB3	1:G:250:ASP:OD2	1.97	0.64
1:F:1:MET:HE1	1:F:172:GLY:HA3	1.78	0.64
1:C:222:VAL:O	1:C:226:LYS:HD2	1.97	0.64
1:O:1:MET:HE3	1:O:1:MET:HA	1.79	0.64
1:R:128:LYS:O	1:R:130:SER:N	2.29	0.64
1:T:223:MET:CE	1:T:248:LEU:HD11	2.28	0.64
1:O:219:PHE:CE2	1:O:224:THR:HB	2.22	0.64
1:B:222:VAL:HG13	1:B:223:MET:N	2.12	0.64
1:K:180:VAL:HA	1:K:181:LYS:NZ	2.13	0.64
1:J:135:LYS:O	1:J:138:GLU:HB2	1.98	0.64
1:K:76:VAL:CG2	1:K:156:PRO:HG3	2.26	0.64
1:T:182:PHE:O	1:T:209:ILE:HG12	1.98	0.64
1:P:182:PHE:O	1:P:209:ILE:HG23	1.97	0.64
1:K:12:PHE:HE2	1:K:237:LEU:HD13	1.61	0.64
1:X:260:THR:H	1:X:263:VAL:HB	1.62	0.64
1:H:264:ALA:HB1	1:H:325:LEU:HD21	1.80	0.64
1:A:29:ASN:HB2	1:A:274:GLU:OE2	1.98	0.64
1:M:66:LEU:HD11	1:M:94:LEU:HD13	1.80	0.64
1:W:117:ILE:HD11	1:X:318:GLY:HA2	1.79	0.64
1:W:290:LEU:O	1:W:294:ALA:HB2	1.97	0.64
1:S:187:VAL:HG21	1:S:194:THR:HG21	1.79	0.64
1:W:261:GLY:O	1:W:265:GLN:HB2	1.96	0.64
1:K:219:PHE:CZ	1:K:248:LEU:HD23	2.32	0.64
1:I:293:LEU:CD2	1:I:299:LEU:HD21	2.27	0.64
1:H:251:TYR:HH	1:H:293:LEU:HD13	1.60	0.64
1:B:87:THR:HG21	1:B:154:ILE:HD12	1.78	0.64
1:C:165:LEU:CD2	1:C:238:LEU:HD21	2.26	0.64
1:G:144:LEU:HA	1:I:221:GLU:OE1	1.98	0.64

*Continued on next page...*

*Continued from previous page...*

Atom-1	Atom-2	Interatomic distance (Å)	Clash overlap (Å)
1:I:126:ASP:C	1:I:128:LYS:H	1.99	0.64
1:C:129:ASP:OD2	1:C:129:ASP:N	2.27	0.64
1:D:181:LYS:CE	1:D:302:LYS:HZ2	2.10	0.64
1:P:97:ASP:OD1	1:P:149:ARG:NH2	2.30	0.64
1:J:67:SER:C	1:J:69:GLY:H	2.01	0.64
1:N:72:VAL:HA	1:N:97:ASP:O	1.97	0.64
1:I:165:LEU:HA	1:I:168:VAL:HB	1.79	0.64
1:S:142:GLU:C	1:S:144:LEU:H	2.00	0.64
1:K:61:LEU:HD23	1:K:162:ILE:HD11	1.79	0.64
1:O:185:ILE:HG22	1:O:198:LEU:HD11	1.77	0.64
1:Q:55:ILE:CD1	1:Q:86:VAL:HG11	2.27	0.64
1:I:91:ALA:O	1:I:93:LYS:N	2.31	0.64
1:D:14:ARG:HD2	1:D:59:GLU:HB3	1.78	0.64
1:N:42:ARG:HH11	1:N:42:ARG:HB3	1.62	0.64
1:F:123:ARG:HD2	1:F:140:ILE:HD13	1.80	0.64
1:I:58:LEU:HD11	1:I:87:THR:HG23	1.78	0.64
1:K:66:LEU:CD1	1:K:94:LEU:HD13	2.23	0.64
1:G:103:ARG:HD2	1:G:129:ASP:H	1.62	0.64
1:R:100:LEU:HD13	1:R:120:ILE:HG21	1.79	0.64
1:T:135:LYS:C	1:T:139:GLU:HG3	2.18	0.64
1:P:264:ALA:HB1	1:P:325:LEU:CD2	2.27	0.64
1:X:181:LYS:N	1:X:181:LYS:CD	2.59	0.64
1:W:181:LYS:H	1:W:181:LYS:HD3	1.59	0.64
1:M:227:LEU:HD21	1:M:246:PRO:CG	2.27	0.64
1:E:262:GLU:CD	1:E:262:GLU:H	2.00	0.64
1:P:80:HIS:HB2	3:P:1165:HOH:O	1.96	0.64
1:G:195:LEU:HD21	1:G:246:PRO:CB	2.27	0.64
1:J:86:VAL:O	1:J:90:ALA:HB2	1.97	0.64
1:L:107:GLU:HB3	1:L:109:LYS:HG2	1.78	0.64
1:C:203:SER:OG	1:C:243:GLU:HB2	1.98	0.64
1:W:5:ILE:HD13	1:W:171:VAL:HG23	1.80	0.64
1:O:244:VAL:O	1:O:245:ARG:O	2.16	0.64
1:E:187:VAL:O	1:E:214:ILE:HG22	1.98	0.64
1:M:72:VAL:HG11	1:M:144:LEU:HD23	1.80	0.64
1:D:103:ARG:NH2	1:D:131:PHE:N	2.42	0.64
1:S:41:LYS:NZ	1:S:177:GLN:NE2	2.46	0.64
1:T:33:GLU:O	1:T:35:GLY:N	2.31	0.64
1:T:58:LEU:HD12	1:T:62:LEU:HG	1.80	0.64
1:X:86:VAL:O	1:X:90:ALA:HB2	1.96	0.64
1:C:181:LYS:N	1:C:181:LYS:HD3	2.12	0.64
1:G:184:SER:HB3	1:G:210:ARG:HB2	1.79	0.64

*Continued on next page...*

*Continued from previous page...*

Atom-1	Atom-2	Interatomic distance (Å)	Clash overlap (Å)
1:E:179:GLU:HG2	1:E:179:GLU:O	1.97	0.64
1:X:127:ALA:HB1	1:X:128:LYS:HD3	1.79	0.64
1:I:54:LYS:CE	2:I:1091:5PA:H91	2.28	0.64
1:J:181:LYS:H	1:J:181:LYS:CD	1.88	0.64
1:G:58:LEU:CD2	1:G:86:VAL:HG12	2.27	0.64
1:L:131:PHE:HA	1:L:133:LEU:CD1	2.28	0.64
1:W:54:LYS:NZ	2:W:1231:5PA:H91	2.12	0.64
1:T:222:VAL:CG1	1:T:223:MET:H	2.05	0.64
1:W:106:GLU:HG3	1:W:124:VAL:HG11	1.78	0.64
1:Q:102:LEU:HD12	1:Q:122:THR:OG1	1.97	0.64
1:Q:142:GLU:O	1:Q:145:LYS:HG2	1.97	0.64
1:F:72:VAL:HG11	1:F:144:LEU:HD21	1.78	0.64
1:J:131:PHE:HA	1:J:133:LEU:HD13	1.77	0.64
1:D:259:ILE:HD12	1:D:320:LYS:HG2	1.80	0.64
1:O:202:LEU:HD22	1:O:209:ILE:HD12	1.80	0.64
1:P:56:ARG:HD2	1:P:167:TYR:CE1	2.32	0.64
1:F:171:VAL:HG11	1:F:201:GLY:HA3	1.80	0.64
1:L:187:VAL:O	1:L:213:GLY:HA2	1.97	0.64
1:R:27:LEU:HB2	1:R:38:VAL:HG13	1.80	0.64
1:A:15:VAL:HG12	1:A:17:LEU:HD13	1.79	0.64
1:W:215:ALA:HB3	1:W:250:ASP:HA	1.79	0.64
1:P:27:LEU:CD1	1:P:274:GLU:HG3	2.19	0.64
1:L:264:ALA:HB1	1:L:325:LEU:HD22	1.80	0.64
1:U:223:MET:HE1	1:U:248:LEU:HD11	1.80	0.64
1:A:221:GLU:HG3	3:A:1017:HOH:O	1.97	0.64
1:Q:31:SER:OG	1:Q:38:VAL:HG12	1.98	0.64
1:M:186:VAL:HG21	1:M:290:LEU:HD23	1.79	0.64
1:I:37:ASP:HB3	1:I:39:TYR:HE1	1.62	0.64
1:W:200:LEU:O	1:W:204:ILE:HG13	1.98	0.64
1:H:263:VAL:O	1:H:267:ILE:HG13	1.98	0.64
1:J:71:ASP:O	1:J:97:ASP:HB2	1.98	0.64
1:X:65:ALA:HA	1:X:152:TYR:CE1	2.33	0.64
1:C:103:ARG:NH1	1:C:128:LYS:HZ2	1.95	0.64
1:W:218:ARG:HG3	1:W:255:GLU:HA	1.79	0.64
1:I:142:GLU:OE1	1:I:145:LYS:HD3	1.98	0.64
1:U:181:LYS:N	1:U:181:LYS:HD3	2.10	0.64
1:S:219:PHE:HB2	1:S:250:ASP:OD2	1.98	0.64
1:F:203:SER:HA	1:F:243:GLU:HG3	1.79	0.64
1:G:273:ARG:O	1:G:274:GLU:HG2	1.96	0.64
1:V:244:VAL:HG23	3:V:1234:HOH:O	1.97	0.64
1:J:144:LEU:HD23	1:J:151:PRO:HB3	1.80	0.64

*Continued on next page...*

*Continued from previous page...*

Atom-1	Atom-2	Interatomic distance (Å)	Clash overlap (Å)
1:T:181:LYS:N	1:T:181:LYS:CD	2.61	0.64
1:C:249:TYR:CD1	1:C:293:LEU:HD21	2.33	0.64
1:P:249:TYR:CD1	1:P:249:TYR:N	2.65	0.64
1:X:232:LYS:O	1:X:236:GLU:HG3	1.97	0.64
1:L:231:ILE:O	1:L:231:ILE:HG13	1.96	0.64
1:K:233:GLU:OE2	1:U:323:SER:HB3	1.98	0.64
1:I:80:HIS:HE2	1:I:256:TYR:HH	1.46	0.64
1:C:219:PHE:HE2	1:C:224:THR:N	1.96	0.64
1:P:114:LEU:HA	1:P:117:ILE:HD12	1.79	0.64
1:B:133:LEU:HA	1:B:136:TYR:CD2	2.32	0.64
1:R:321:LEU:O	1:R:324:LEU:N	2.30	0.64
1:T:41:LYS:NZ	1:T:177:GLN:HE22	1.96	0.64
1:K:281:VAL:HG13	1:K:282:TYR:HD1	1.63	0.64
1:B:215:ALA:HB3	1:B:250:ASP:HA	1.79	0.64
1:U:260:THR:OG1	1:U:263:VAL:HG23	1.97	0.64
1:B:202:LEU:HD13	1:B:211:PRO:HG3	1.79	0.64
1:J:105:LYS:HG3	1:J:107:GLU:HG3	1.80	0.64
1:I:116:LYS:HZ3	1:I:122:THR:HG22	1.63	0.64
1:D:58:LEU:HD21	1:D:87:THR:HA	1.80	0.64
1:X:187:VAL:HG21	1:X:194:THR:HG21	1.79	0.64
1:E:54:LYS:HE3	2:E:1051:5PA:H91	1.80	0.64
1:G:193:GLY:O	1:G:196:ALA:HB3	1.98	0.63
1:O:53:ASN:OD1	1:O:308:THR:HB	1.98	0.63
1:J:52:GLY:HA2	1:J:308:THR:O	1.98	0.63
1:Q:214:ILE:HD11	1:Q:251:TYR:HB2	1.78	0.63
1:E:188:ALA:HB2	1:E:286:ALA:HB2	1.79	0.63
1:J:247:GLU:CB	1:J:249:TYR:HE1	2.11	0.63
1:R:266:ILE:O	1:R:270:VAL:HG23	1.97	0.63
1:W:320:LYS:HZ1	1:W:324:LEU:HD21	1.63	0.63
1:Q:280:PRO:HB3	1:Q:321:LEU:HD21	1.80	0.63
1:L:224:THR:CG2	1:L:225:SER:N	2.61	0.63
1:M:20:TRP:CD1	1:N:20:TRP:CZ3	2.82	0.63
1:X:181:LYS:H	1:X:181:LYS:HD3	1.63	0.63
1:Q:15:VAL:HG12	1:Q:15:VAL:O	1.97	0.63
1:C:179:GLU:O	1:C:179:GLU:HG2	1.96	0.63
1:X:227:LEU:HD12	1:X:227:LEU:O	1.98	0.63
1:K:253:PHE:O	1:K:258:LYS:HD3	1.98	0.63
1:O:269:LYS:HB3	3:O:1174:HOH:O	1.96	0.63
1:K:81:SER:O	1:K:84:ALA:HB3	1.98	0.63
1:P:320:LYS:HE3	1:P:324:LEU:HD21	1.79	0.63
1:B:181:LYS:HE2	1:B:181:LYS:H	1.63	0.63

*Continued on next page...*

*Continued from previous page...*

Atom-1	Atom-2	Interatomic distance (Å)	Clash overlap (Å)
1:E:219:PHE:CE2	1:E:224:THR:HB	2.34	0.63
1:O:103:ARG:NH1	1:O:128:LYS:HZ3	1.95	0.63
1:O:218:ARG:HG3	1:O:255:GLU:HA	1.78	0.63
1:G:216:VAL:HG11	1:G:282:TYR:CA	2.27	0.63
1:F:128:LYS:HG2	1:F:130:SER:OG	1.98	0.63
1:L:255:GLU:HG2	1:L:258:LYS:HD2	1.79	0.63
1:J:218:ARG:CD	1:J:222:VAL:HG11	2.26	0.63
1:W:54:LYS:NZ	1:W:157:GLY:HA2	2.12	0.63
1:J:292:ASP:OD1	1:J:296:LYS:HE3	1.98	0.63
1:U:72:VAL:HG11	1:U:144:LEU:HD23	1.80	0.63
1:T:135:LYS:O	1:T:139:GLU:HG3	1.97	0.63
1:K:281:VAL:HB	1:K:317:TYR:HE1	1.64	0.63
1:B:264:ALA:HB1	1:B:325:LEU:HD21	1.81	0.63
1:O:202:LEU:HD21	1:O:209:ILE:HD12	1.79	0.63
1:P:134:MET:O	1:P:137:ALA:N	2.30	0.63
1:G:243:GLU:O	1:G:244:VAL:HG23	1.98	0.63
1:O:181:LYS:N	1:O:181:LYS:HE2	2.14	0.63
1:K:316:HIS:C	1:K:318:GLY:H	2.01	0.63
1:I:48:LEU:HB3	1:I:55:ILE:HG12	1.79	0.63
1:I:53:ASN:HD22	1:I:57:LYS:HZ1	1.44	0.63
1:G:72:VAL:HG13	1:G:151:PRO:HB3	1.79	0.63
1:O:134:MET:HE1	1:O:155:PRO:HA	1.81	0.63
1:O:266:ILE:HG21	1:O:284:GLY:O	1.98	0.63
1:W:125:TYR:C	1:W:127:ALA:H	2.01	0.63
1:R:210:ARG:HH22	1:R:299:LEU:HA	1.63	0.63
1:T:144:LEU:HD21	1:T:149:ARG:HH12	1.63	0.63
1:N:261:GLY:N	1:N:324:LEU:HD23	2.13	0.63
1:X:111:ASN:O	1:X:115:ASP:N	2.29	0.63
1:C:54:LYS:HB2	1:C:86:VAL:HG11	1.80	0.63
1:J:287:PHE:O	1:J:291:VAL:HG23	1.99	0.63
1:W:271:GLY:O	1:X:89:LEU:HD11	1.99	0.63
1:Q:29:ASN:ND2	1:Q:273:ARG:O	2.29	0.63
1:U:287:PHE:O	1:U:291:VAL:HG23	1.99	0.63
1:R:123:ARG:HB3	1:R:125:TYR:CE1	2.34	0.63
1:V:144:LEU:HD23	1:V:151:PRO:HB3	1.80	0.63
1:Q:308:THR:HG23	3:Q:1195:HOH:O	1.97	0.63
1:O:224:THR:HG23	1:O:224:THR:O	1.98	0.63
1:Q:287:PHE:CD1	1:Q:290:LEU:HD23	2.33	0.63
1:I:188:ALA:HB2	1:I:286:ALA:HB2	1.79	0.63
1:S:210:ARG:HD2	1:S:247:GLU:OE2	1.97	0.63
1:K:136:TYR:O	1:K:139:GLU:HG3	1.99	0.63

*Continued on next page...*

*Continued from previous page...*

Atom-1	Atom-2	Interatomic distance (Å)	Clash overlap (Å)
1:B:299:LEU:HD13	1:B:303:ILE:HG21	1.80	0.63
1:R:295:ARG:C	1:R:297:GLY:H	2.02	0.63
1:U:290:LEU:HD12	1:U:290:LEU:C	2.19	0.63
1:A:125:TYR:C	1:A:127:ALA:H	2.01	0.63
1:A:196:ALA:CB	1:A:230:LEU:HD13	2.28	0.63
1:P:195:LEU:HD11	1:P:246:PRO:HG3	1.80	0.63
1:Q:181:LYS:H	1:Q:181:LYS:CE	1.99	0.63
1:S:251:TYR:OH	1:S:293:LEU:HD13	1.99	0.63
1:Q:165:LEU:HD22	1:Q:238:LEU:HD21	1.80	0.63
1:A:143:GLU:HA	1:A:146:ARG:NE	2.14	0.63
1:T:182:PHE:CD2	1:T:304:LEU:HB2	2.34	0.63
1:O:202:LEU:HD13	1:O:209:ILE:HB	1.79	0.63
1:U:55:ILE:HD11	1:U:86:VAL:CG2	2.28	0.63
1:R:12:PHE:CE2	1:R:237:LEU:HD22	2.33	0.63
1:K:116:LYS:CE	1:K:116:LYS:HA	2.29	0.63
1:L:109:LYS:HA	1:L:113:LEU:HD12	1.80	0.63
1:U:56:ARG:HH11	1:U:56:ARG:HG2	1.64	0.63
1:F:189:ALA:O	1:F:216:VAL:HG22	1.99	0.63
1:W:5:ILE:HG13	1:W:205:LEU:HD21	1.81	0.63
1:V:127:ALA:HB3	1:V:133:LEU:CD1	2.28	0.63
1:N:72:VAL:HG13	1:N:151:PRO:HA	1.81	0.63
1:M:128:LYS:O	1:M:129:ASP:HB3	1.99	0.63
1:D:128:LYS:CE	1:D:132:GLU:HB2	2.28	0.63
1:C:146:ARG:O	1:C:147:GLU:HG2	1.99	0.63
1:S:84:ALA:HB3	3:S:1204:HOH:O	1.98	0.63
1:X:72:VAL:HG13	1:X:72:VAL:O	1.99	0.63
1:G:142:GLU:CD	1:G:145:LYS:HD3	2.20	0.63
1:B:194:THR:O	1:B:198:LEU:HB2	1.98	0.63
1:M:19:PRO:O	1:M:20:TRP:HB3	1.99	0.63
1:H:265:GLN:NE2	1:H:269:LYS:HE3	2.13	0.63
1:H:101:VAL:O	1:H:101:VAL:HG12	1.98	0.63
1:U:259:ILE:HG21	1:U:321:LEU:HD23	1.80	0.63
1:T:105:LYS:HG3	1:T:107:GLU:HG3	1.80	0.63
1:M:25:GLN:HE22	1:M:42:ARG:HE	1.45	0.63
1:B:48:LEU:HD23	1:B:49:GLY:N	2.14	0.63
1:M:140:ILE:HA	1:M:143:GLU:HG2	1.80	0.63
1:L:135:LYS:NZ	1:L:136:TYR:CE1	2.59	0.63
1:T:223:MET:HE1	1:T:248:LEU:HD11	1.80	0.63
1:G:16:GLU:HA	1:G:59:GLU:OE2	1.98	0.63
1:L:54:LYS:NZ	1:L:57:LYS:HZ3	1.97	0.63
1:R:218:ARG:HD3	1:R:222:VAL:HG13	1.81	0.63

*Continued on next page...*

*Continued from previous page...*

Atom-1	Atom-2	Interatomic distance (Å)	Clash overlap (Å)
1:F:143:GLU:HA	1:F:146:ARG:HD2	1.81	0.63
1:G:27:LEU:HB2	1:G:38:VAL:HG13	1.81	0.63
1:H:229:ASN:O	1:H:233:GLU:HG3	1.98	0.63
1:P:42:ARG:HH11	1:P:42:ARG:HB3	1.63	0.63
1:S:171:VAL:HG11	1:S:201:GLY:HA3	1.80	0.63
1:G:149:ARG:O	1:G:151:PRO:CD	2.48	0.62
1:K:9:LEU:HD23	1:K:238:LEU:HD21	1.80	0.62
1:R:321:LEU:O	1:R:323:SER:N	2.33	0.62
1:Q:229:ASN:O	1:Q:233:GLU:HG3	1.99	0.62
1:A:186:VAL:CG2	1:A:290:LEU:HD22	2.29	0.62
1:S:161:PRO:HA	1:S:234:ALA:HB2	1.80	0.62
1:Q:143:GLU:HA	1:Q:146:ARG:HG2	1.80	0.62
1:O:20:TRP:CD1	1:P:20:TRP:HZ3	2.17	0.62
1:N:219:PHE:CD1	1:N:250:ASP:HB2	2.33	0.62
1:L:76:VAL:HG12	1:L:101:VAL:HB	1.80	0.62
1:W:61:LEU:CD2	1:W:162:ILE:HD11	2.25	0.62
1:W:58:LEU:HA	1:W:61:LEU:HB2	1.80	0.62
1:F:54:LYS:HE3	2:F:1061:5PA:H91	1.79	0.62
1:U:195:LEU:CD1	1:U:213:GLY:HA3	2.28	0.62
1:U:293:LEU:HD23	1:U:299:LEU:CD2	2.24	0.62
1:E:131:PHE:C	1:E:133:LEU:H	2.03	0.62
1:S:186:VAL:HA	1:S:212:VAL:O	1.99	0.62
1:H:214:ILE:HG21	1:H:286:ALA:HA	1.80	0.62
1:I:56:ARG:HD3	3:I:1102:HOH:O	1.99	0.62
1:O:76:VAL:HG12	1:O:101:VAL:HB	1.81	0.62
1:R:1:MET:CE	1:R:172:GLY:HA3	2.29	0.62
1:S:15:VAL:HG12	1:S:17:LEU:CD1	2.30	0.62
1:V:103:ARG:CB	1:V:133:LEU:HD21	2.30	0.62
1:O:188:ALA:HB2	1:O:286:ALA:HB2	1.81	0.62
1:O:188:ALA:HB2	1:O:286:ALA:CB	2.29	0.62
1:N:130:SER:OG	1:N:132:GLU:HG3	1.99	0.62
1:B:144:LEU:HD11	1:B:149:ARG:HD3	1.80	0.62
1:Q:79:VAL:HG12	1:Q:79:VAL:O	1.98	0.62
1:G:86:VAL:HG21	3:G:1081:HOH:O	1.99	0.62
1:R:174:ILE:HA	1:R:177:GLN:NE2	2.07	0.62
1:J:218:ARG:CG	1:J:219:PHE:H	2.12	0.62
1:R:261:GLY:HA2	1:R:264:ALA:HB3	1.80	0.62
1:L:270:VAL:HG12	1:L:276:ILE:O	2.00	0.62
1:N:318:GLY:HA2	1:N:321:LEU:HD12	1.82	0.62
1:H:249:TYR:CG	1:H:293:LEU:HD21	2.34	0.62
1:B:241:LYS:HG3	1:B:242:VAL:H	1.62	0.62

*Continued on next page...*



*Continued from previous page...*

Atom-1	Atom-2	Interatomic distance (Å)	Clash overlap (Å)
1:H:82:ASN:HD22	1:H:111:ASN:HD21	1.46	0.62
1:C:210:ARG:NH2	1:C:299:LEU:HA	2.14	0.62
1:T:187:VAL:O	1:T:188:ALA:O	2.17	0.62
1:P:174:ILE:HA	1:P:177:GLN:HG2	1.80	0.62
1:V:112:TYR:O	1:V:115:ASP:HB2	1.99	0.62
1:O:181:LYS:CD	1:O:181:LYS:H	2.12	0.62
1:D:15:VAL:HG11	1:D:94:LEU:HD21	1.80	0.62
1:J:203:SER:OG	1:J:243:GLU:HG2	1.99	0.62
1:X:141:ALA:O	1:X:145:LYS:HB2	1.99	0.62
1:A:214:ILE:HD11	1:A:251:TYR:HB2	1.81	0.62
1:V:127:ALA:HB3	1:V:133:LEU:HD12	1.82	0.62
2:V:1221:5PA:O4P	2:V:1221:5PA:H4A2	1.98	0.62
1:U:72:VAL:O	1:U:151:PRO:HA	1.99	0.62
1:K:25:GLN:NE2	1:K:276:ILE:HD11	2.14	0.62
1:T:180:VAL:HG12	1:T:182:PHE:CE1	2.34	0.62
1:C:1:MET:HE1	1:C:172:GLY:HA3	1.82	0.62
1:L:227:LEU:O	1:L:231:ILE:HG23	2.00	0.62
1:O:110:GLY:HA3	1:O:316:HIS:CD2	2.34	0.62
1:W:295:ARG:C	1:W:297:GLY:H	2.02	0.62
1:P:37:ASP:HB2	1:P:301:GLU:O	2.00	0.62
1:I:103:ARG:HD2	1:I:128:LYS:HA	1.81	0.62
1:J:128:LYS:HG2	1:J:130:SER:OG	1.99	0.62
1:K:118:MET:CE	1:L:271:GLY:HA3	2.29	0.62
1:J:219:PHE:O	1:J:222:VAL:HG12	1.99	0.62
1:T:164:THR:HG21	1:T:234:ALA:HB2	1.82	0.62
1:R:79:VAL:HG22	1:R:112:TYR:CD1	2.35	0.62
1:K:195:LEU:HD21	1:K:246:PRO:HB2	1.81	0.62
1:B:22:THR:HB	1:B:42:ARG:O	1.99	0.62
1:R:142:GLU:HB3	1:R:146:ARG:HH21	1.65	0.62
1:Q:145:LYS:HA	1:Q:149:ARG:O	2.00	0.62
1:Q:15:VAL:HG21	1:Q:66:LEU:HD12	1.81	0.62
1:C:143:GLU:HA	1:C:146:ARG:CG	2.28	0.62
1:Q:195:LEU:HD21	1:Q:246:PRO:HB2	1.82	0.62
1:U:80:HIS:CD2	1:U:80:HIS:H	2.17	0.62
1:D:278:LEU:HD22	1:D:283:THR:HB	1.81	0.62
1:H:92:LYS:HA	1:H:96:LEU:O	1.99	0.62
1:K:128:LYS:HD3	1:K:128:LYS:C	2.18	0.62
1:X:128:LYS:HG3	1:X:132:GLU:OE1	1.99	0.62
1:X:74:ILE:HD11	1:X:144:LEU:HD23	1.82	0.62
1:G:140:ILE:O	1:G:143:GLU:HG2	1.98	0.62
1:H:227:LEU:O	1:H:231:ILE:HG23	1.99	0.62

*Continued on next page...*

*Continued from previous page...*

Atom-1	Atom-2	Interatomic distance (Å)	Clash overlap (Å)
1:G:218:ARG:HD2	1:G:256:TYR:H	1.63	0.62
1:J:207:GLU:HB3	1:J:209:ILE:HG13	1.81	0.62
1:R:264:ALA:HB1	1:R:325:LEU:CD2	2.29	0.62
1:K:224:THR:HG21	3:K:1140:HOH:O	2.00	0.62
1:H:100:LEU:HD21	1:H:120:ILE:HG21	1.82	0.62
1:A:110:GLY:HA3	1:A:316:HIS:HD2	1.65	0.62
1:C:143:GLU:O	1:C:147:GLU:HG3	2.00	0.62
1:M:269:LYS:HB3	1:M:273:ARG:HH11	1.64	0.62
1:J:100:LEU:HD22	1:J:120:ILE:CG2	2.29	0.62
1:H:135:LYS:O	1:H:138:GLU:HB2	2.00	0.62
1:H:48:LEU:HD23	1:H:49:GLY:N	2.15	0.62
1:W:293:LEU:HD22	1:W:299:LEU:HD21	1.80	0.62
1:H:196:ALA:HB2	1:H:231:ILE:HG22	1.80	0.62
1:F:128:LYS:CG	1:F:130:SER:OG	2.48	0.62
1:L:219:PHE:CD1	1:L:250:ASP:HB2	2.34	0.62
1:L:103:ARG:NH1	1:L:129:ASP:HA	2.14	0.62
1:R:260:THR:OG1	1:R:263:VAL:HG23	2.00	0.62
1:X:103:ARG:CZ	1:X:129:ASP:HA	2.30	0.62
1:Q:230:LEU:HA	1:Q:233:GLU:OE2	2.00	0.62
1:K:136:TYR:HA	1:K:139:GLU:HG2	1.81	0.62
1:S:218:ARG:HG3	1:S:255:GLU:HA	1.81	0.62
1:U:118:MET:HE3	1:V:271:GLY:HA3	1.82	0.62
1:G:264:ALA:N	3:G:1072:HOH:O	2.33	0.62
1:G:214:ILE:HD13	1:G:286:ALA:O	1.99	0.62
1:W:135:LYS:O	1:W:138:GLU:HB2	1.99	0.62
1:T:218:ARG:HD3	1:T:222:VAL:HG11	1.82	0.62
1:V:171:VAL:HG22	1:V:205:LEU:HD11	1.82	0.62
1:S:245:ARG:O	3:S:1227:HOH:O	2.16	0.62
1:B:34:ILE:HG12	1:B:291:VAL:HG13	1.80	0.62
1:W:20:TRP:CD1	1:X:20:TRP:HZ3	2.18	0.62
1:H:135:LYS:HE3	1:H:136:TYR:CE1	2.35	0.62
1:P:82:ASN:ND2	1:P:82:ASN:N	2.44	0.62
1:T:103:ARG:HH21	1:T:133:LEU:CD1	2.13	0.62
1:X:290:LEU:HD21	1:X:303:ILE:HG21	1.81	0.62
1:W:200:LEU:HD23	1:W:200:LEU:O	2.00	0.62
1:F:205:LEU:O	1:F:206:ASN:C	2.38	0.62
1:G:54:LYS:HB2	3:G:1081:HOH:O	2.00	0.62
1:B:265:GLN:CG	1:B:269:LYS:HE3	2.25	0.62
1:T:274:GLU:HA	1:T:274:GLU:OE1	2.00	0.62
1:Q:320:LYS:O	1:Q:324:LEU:HD13	1.99	0.62
1:R:186:VAL:O	1:R:305:PHE:HA	1.99	0.62

*Continued on next page...*

*Continued from previous page...*

Atom-1	Atom-2	Interatomic distance (Å)	Clash overlap (Å)
1:X:44:ASP:O	1:X:45:LEU:HD23	1.99	0.62
1:L:251:TYR:CE2	1:L:289:GLY:HA2	2.35	0.62
1:O:181:LYS:HD3	1:O:181:LYS:H	1.64	0.62
1:J:20:TRP:HD1	1:J:20:TRP:H	1.48	0.62
1:W:40:ILE:HG13	1:W:305:PHE:O	2.00	0.62
1:S:66:LEU:HD23	1:S:96:LEU:HD11	1.80	0.61
1:O:61:LEU:HD23	1:O:162:ILE:HD11	1.82	0.61
1:B:129:ASP:C	1:B:131:PHE:H	2.02	0.61
1:G:113:LEU:HD22	1:G:117:ILE:CD1	2.30	0.61
1:T:29:ASN:C	1:T:31:SER:H	2.02	0.61
1:M:252:SER:O	1:M:253:PHE:HB2	1.99	0.61
1:Q:30:ILE:O	1:Q:34:ILE:HG12	1.99	0.61
1:K:281:VAL:HG13	1:K:282:TYR:CD1	2.35	0.61
1:K:259:ILE:HD12	1:K:320:LYS:HG3	1.82	0.61
1:Q:155:PRO:HB2	1:Q:159:ALA:HB3	1.82	0.61
1:T:292:ASP:OD1	1:T:296:LYS:HE3	2.00	0.61
1:X:245:ARG:CG	1:X:246:PRO:HD2	2.29	0.61
1:E:1:MET:HE3	1:E:172:GLY:HA3	1.81	0.61
1:M:116:LYS:HZ1	1:M:122:THR:HG22	1.64	0.61
1:M:56:ARG:HD2	1:M:167:TYR:CE1	2.34	0.61
1:L:259:ILE:HD13	1:L:280:PRO:HB2	1.81	0.61
1:M:135:LYS:NZ	3:M:1153:HOH:O	2.34	0.61
1:T:200:LEU:HD21	1:T:240:VAL:HG11	1.82	0.61
1:H:134:MET:O	1:H:138:GLU:HG2	2.00	0.61
1:Q:32:ARG:HD2	3:Q:1187:HOH:O	1.99	0.61
1:C:130:SER:OG	1:C:132:GLU:HG3	1.99	0.61
1:F:161:PRO:O	1:F:164:THR:HG22	2.00	0.61
1:O:161:PRO:HA	1:O:230:LEU:HD21	1.82	0.61
1:U:293:LEU:HB3	1:U:299:LEU:HD11	1.81	0.61
1:R:116:LYS:HZ3	1:R:122:THR:HB	1.63	0.61
1:E:19:PRO:HB2	1:E:20:TRP:HE3	1.65	0.61
1:R:219:PHE:CD1	1:R:250:ASP:HB2	2.36	0.61
1:W:274:GLU:OE1	1:W:274:GLU:HA	2.00	0.61
1:X:72:VAL:HB	1:X:149:ARG:NH2	2.16	0.61
1:G:147:GLU:O	1:I:220:GLY:C	2.37	0.61
1:V:128:LYS:CE	1:V:132:GLU:HB2	2.29	0.61
1:K:48:LEU:HD12	1:K:93:LYS:HD2	1.81	0.61
1:W:75:THR:HB	1:W:154:ILE:HB	1.80	0.61
1:R:323:SER:O	1:R:324:LEU:HD12	2.00	0.61
1:U:145:LYS:C	1:U:147:GLU:H	2.03	0.61
1:G:42:ARG:NH1	1:G:44:ASP:OD2	2.33	0.61

*Continued on next page...*

*Continued from previous page...*

Atom-1	Atom-2	Interatomic distance (Å)	Clash overlap (Å)
1:Q:76:VAL:HG11	1:Q:134:MET:HA	1.81	0.61
1:D:76:VAL:HG12	1:D:101:VAL:HB	1.81	0.61
1:I:131:PHE:C	1:I:133:LEU:H	2.03	0.61
1:G:323:SER:O	1:G:325:LEU:N	2.33	0.61
1:V:222:VAL:HB	3:V:1227:HOH:O	2.00	0.61
1:W:136:TYR:C	1:W:138:GLU:H	2.04	0.61
1:W:53:ASN:HB2	1:W:167:TYR:CE1	2.33	0.61
1:P:299:LEU:HB2	1:P:303:ILE:CD1	2.25	0.61
1:J:245:ARG:HB2	1:J:246:PRO:HD2	1.83	0.61
1:J:177:GLN:HG2	1:J:178:SER:N	2.14	0.61
1:V:20:TRP:CD1	1:V:20:TRP:N	2.67	0.61
1:S:200:LEU:O	1:S:204:ILE:HG13	2.00	0.61
1:E:222:VAL:HG22	1:E:226:LYS:HD2	1.83	0.61
1:H:99:ILE:CG1	1:H:121:GLU:HG2	2.31	0.61
1:X:287:PHE:O	1:X:291:VAL:HG23	2.01	0.61
1:X:30:ILE:O	1:X:30:ILE:HG22	1.99	0.61
1:B:207:GLU:OE1	1:B:207:GLU:HA	2.00	0.61
1:K:33:GLU:OE1	1:K:273:ARG:NH1	2.33	0.61
1:B:277:ILE:HA	3:B:1032:HOH:O	1.99	0.61
1:I:187:VAL:HG21	1:I:194:THR:CG2	2.30	0.61
1:I:54:LYS:HE3	2:I:1091:5PA:H91	1.82	0.61
1:N:82:ASN:HD22	1:N:111:ASN:ND2	1.92	0.61
1:S:83:HIS:HB3	2:S:1191:5PA:H92	1.82	0.61
1:D:41:LYS:NZ	1:D:177:GLN:NE2	2.47	0.61
1:L:278:LEU:HB3	1:L:283:THR:OG1	2.00	0.61
1:T:299:LEU:HB2	1:T:303:ILE:CD1	2.31	0.61
1:E:19:PRO:HB2	1:E:20:TRP:CE3	2.35	0.61
1:K:186:VAL:HG23	1:K:186:VAL:O	2.00	0.61
1:H:189:ALA:HB3	1:H:215:ALA:HA	1.81	0.61
1:J:107:GLU:HB3	1:J:109:LYS:HG2	1.82	0.61
1:E:205:LEU:O	1:E:207:GLU:HG2	2.01	0.61
1:W:136:TYR:HA	1:W:139:GLU:HG2	1.81	0.61
1:F:54:LYS:HD3	1:F:57:LYS:HZ3	1.65	0.61
1:R:195:LEU:HD22	1:R:195:LEU:O	2.00	0.61
1:I:84:ALA:HB1	1:I:100:LEU:HG	1.83	0.61
1:N:15:VAL:HG23	1:N:63:GLY:HA2	1.81	0.61
1:Q:55:ILE:H	1:Q:55:ILE:HD12	1.66	0.61
1:T:1:MET:CE	1:T:172:GLY:HA3	2.29	0.61
1:F:113:LEU:O	1:F:117:ILE:HG13	2.01	0.61
1:W:175:ALA:HA	3:W:1244:HOH:O	2.01	0.61
1:I:319:ASP:OD1	1:J:108:LEU:HD23	2.01	0.61

*Continued on next page...*

*Continued from previous page...*

Atom-1	Atom-2	Interatomic distance (Å)	Clash overlap (Å)
1:D:243:GLU:O	1:D:244:VAL:O	2.19	0.61
1:C:218:ARG:NH1	1:C:256:TYR:HB3	2.16	0.61
1:B:15:VAL:O	1:B:59:GLU:HG2	1.99	0.61
1:B:128:LYS:HE2	1:B:132:GLU:HB2	1.82	0.61
1:U:142:GLU:O	1:U:146:ARG:CB	2.49	0.61
1:T:128:LYS:HE3	1:T:132:GLU:HB2	1.82	0.61
1:T:135:LYS:O	1:T:139:GLU:N	2.29	0.61
1:X:28:PRO:O	1:X:31:SER:HB2	2.00	0.61
1:M:17:LEU:HB2	1:M:59:GLU:HG2	1.81	0.61
1:O:14:ARG:NH1	1:O:169:ARG:NH2	2.49	0.61
1:N:57:LYS:HG2	1:N:163:GLY:O	2.00	0.61
1:U:157:GLY:HA2	2:U:1211:5PA:C9	2.30	0.61
1:Q:55:ILE:N	1:Q:55:ILE:HD12	2.15	0.61
1:U:40:ILE:HD11	1:U:307:HIS:HB2	1.82	0.61
1:F:113:LEU:HD22	1:F:117:ILE:CD1	2.30	0.61
1:C:165:LEU:HD22	1:C:238:LEU:HD21	1.83	0.61
1:U:103:ARG:HH11	1:U:128:LYS:HG2	1.66	0.61
1:C:135:LYS:O	1:C:138:GLU:HB2	2.01	0.61
1:S:318:GLY:HA3	1:T:113:LEU:HD11	1.83	0.61
1:W:188:ALA:HB2	1:W:286:ALA:HB2	1.83	0.61
1:W:1:MET:CE	1:W:172:GLY:HA3	2.30	0.61
1:G:218:ARG:NH1	1:G:256:TYR:HD2	1.98	0.61
1:G:284:GLY:HA3	3:G:1079:HOH:O	2.01	0.61
1:A:167:TYR:HA	1:A:170:ALA:CB	2.31	0.61
1:U:281:VAL:HA	1:U:285:LYS:HE3	1.82	0.61
1:M:145:LYS:HA	1:M:149:ARG:O	2.00	0.61
1:G:132:GLU:C	1:G:134:MET:H	2.03	0.61
1:T:165:LEU:CD2	1:T:238:LEU:HD21	2.31	0.61
1:O:214:ILE:CD1	1:O:286:ALA:HA	2.30	0.61
1:U:82:ASN:HA	1:U:111:ASN:ND2	2.15	0.61
1:M:53:ASN:HD21	1:M:54:LYS:HE2	1.66	0.61
1:E:27:LEU:HB3	1:E:274:GLU:OE2	2.00	0.61
1:I:5:ILE:HD12	1:I:172:GLY:HA2	1.83	0.61
1:E:264:ALA:HB1	1:E:325:LEU:HD22	1.83	0.61
1:E:39:TYR:CD1	1:E:182:PHE:HE2	2.19	0.61
1:N:30:ILE:HG21	1:N:287:PHE:HZ	1.66	0.61
1:G:142:GLU:HA	1:G:145:LYS:HG2	1.82	0.61
1:C:214:ILE:HD12	1:C:289:GLY:HA3	1.83	0.61
1:W:293:LEU:CD1	1:W:293:LEU:H	2.12	0.61
1:N:222:VAL:HG13	1:N:223:MET:N	2.16	0.61
1:J:268:ARG:NH1	1:J:325:LEU:HD12	2.16	0.61

*Continued on next page...*

*Continued from previous page...*

Atom-1	Atom-2	Interatomic distance (Å)	Clash overlap (Å)
1:T:144:LEU:HD11	1:T:149:ARG:NH1	2.11	0.61
1:K:50:ILE:HD11	1:K:82:ASN:HB3	1.83	0.61
1:T:290:LEU:HD22	1:T:303:ILE:HG21	1.82	0.61
1:Q:101:VAL:HG12	1:Q:133:LEU:CD2	2.31	0.61
1:J:72:VAL:HB	1:J:149:ARG:NH2	2.16	0.61
1:U:252:SER:O	1:U:253:PHE:HB2	2.00	0.61
1:C:261:GLY:O	1:C:265:GLN:HB2	2.01	0.61
2:T:1201:5PA:H4A2	2:T:1201:5PA:O4P	2.01	0.61
1:V:74:ILE:HG12	1:V:99:ILE:HB	1.83	0.61
1:I:167:TYR:HA	1:I:170:ALA:CB	2.31	0.61
1:L:281:VAL:HG22	1:L:281:VAL:O	2.00	0.61
1:O:235:ALA:O	1:O:240:VAL:O	2.19	0.60
1:V:135:LYS:HG2	1:V:136:TYR:CD2	2.36	0.60
1:D:219:PHE:HE2	1:D:248:LEU:CD2	2.14	0.60
1:A:221:GLU:CD	1:A:221:GLU:C	2.58	0.60
1:I:266:ILE:HD12	1:I:269:LYS:HD2	1.83	0.60
1:Q:109:LYS:HE3	1:Q:316:HIS:CE1	2.36	0.60
1:D:103:ARG:HE	1:D:133:LEU:HD11	1.66	0.60
1:T:73:VAL:O	1:T:98:ALA:HA	2.01	0.60
1:K:228:ASP:O	1:K:232:LYS:HG2	2.01	0.60
1:N:270:VAL:HG21	1:N:278:LEU:HD11	1.81	0.60
1:F:1:MET:CE	1:F:172:GLY:HA3	2.30	0.60
1:B:149:ARG:O	1:B:151:PRO:HD3	2.01	0.60
1:L:265:GLN:O	1:L:269:LYS:HG3	2.00	0.60
1:R:41:LYS:NZ	1:R:177:GLN:NE2	2.39	0.60
1:M:142:GLU:C	1:M:144:LEU:N	2.53	0.60
1:W:17:LEU:HD23	1:W:59:GLU:HG2	1.82	0.60
1:E:55:ILE:HD12	1:E:55:ILE:H	1.67	0.60
1:E:134:MET:HE2	1:E:156:PRO:HG3	1.82	0.60
1:K:64:ASP:O	1:K:68:LYS:HG3	2.01	0.60
1:D:264:ALA:HB1	1:D:325:LEU:CD2	2.31	0.60
1:O:185:ILE:CG2	1:O:198:LEU:HD11	2.32	0.60
1:F:113:LEU:CD2	1:F:117:ILE:HD11	2.30	0.60
1:X:186:VAL:HG21	1:X:290:LEU:HD23	1.83	0.60
1:E:82:ASN:ND2	1:E:111:ASN:HD21	1.98	0.60
1:C:317:TYR:O	1:C:321:LEU:HG	2.00	0.60
1:I:187:VAL:HG21	1:I:194:THR:HG22	1.81	0.60
1:X:218:ARG:CG	1:X:218:ARG:HH11	2.14	0.60
1:G:62:LEU:C	1:G:64:ASP:H	2.03	0.60
1:O:133:LEU:HD12	1:O:136:TYR:CD2	2.33	0.60
1:P:144:LEU:HD12	1:P:144:LEU:O	2.00	0.60

*Continued on next page...*

*Continued from previous page...*

Atom-1	Atom-2	Interatomic distance (Å)	Clash overlap (Å)
1:T:234:ALA:O	1:T:237:LEU:HB2	2.02	0.60
1:G:26:TYR:HB2	1:G:39:TYR:CE2	2.36	0.60
1:N:280:PRO:HB3	1:N:321:LEU:HD21	1.84	0.60
1:R:218:ARG:HD3	1:R:222:VAL:CG1	2.31	0.60
1:O:112:TYR:CE1	1:O:122:THR:HG21	2.36	0.60
1:K:65:ALA:HB2	1:K:152:TYR:CD2	2.37	0.60
1:X:247:GLU:HB3	1:X:249:TYR:CE1	2.36	0.60
1:U:218:ARG:O	1:U:220:GLY:N	2.35	0.60
1:P:134:MET:O	1:P:136:TYR:N	2.34	0.60
1:M:186:VAL:HG21	1:M:290:LEU:HD22	1.82	0.60
1:M:265:GLN:HG3	3:M:1146:HOH:O	1.99	0.60
1:W:55:ILE:HD12	1:W:86:VAL:HG11	1.83	0.60
1:F:136:TYR:O	1:F:140:ILE:HG13	2.01	0.60
1:L:113:LEU:O	1:L:117:ILE:HG13	2.01	0.60
1:E:162:ILE:HD12	1:E:162:ILE:O	2.01	0.60
1:M:228:ASP:OD2	1:M:245:ARG:HD2	2.01	0.60
1:C:253:PHE:O	1:C:258:LYS:HD3	2.00	0.60
1:W:243:GLU:HG3	1:W:244:VAL:H	1.65	0.60
1:I:103:ARG:HD3	1:I:133:LEU:HD22	1.83	0.60
1:R:74:ILE:HD13	1:R:141:ALA:HB2	1.82	0.60
1:B:245:ARG:O	3:B:1023:HOH:O	2.16	0.60
1:K:139:GLU:HG3	1:K:140:ILE:H	1.67	0.60
1:X:274:GLU:HA	1:X:274:GLU:OE1	2.02	0.60
1:O:79:VAL:HG21	1:O:105:LYS:O	2.01	0.60
1:F:200:LEU:O	1:F:200:LEU:HD23	2.01	0.60
1:L:1:MET:CE	1:L:5:ILE:HB	2.32	0.60
1:R:5:ILE:HD11	1:R:205:LEU:HG	1.83	0.60
1:V:270:VAL:HG21	1:V:278:LEU:HD11	1.83	0.60
1:C:200:LEU:CD2	1:C:204:ILE:HD11	2.32	0.60
1:X:50:ILE:HD13	1:X:312:SER:OG	2.00	0.60
1:G:125:TYR:HD2	1:G:136:TYR:CD2	2.18	0.60
1:I:132:GLU:C	1:I:134:MET:N	2.55	0.60
1:C:131:PHE:CE2	1:C:226:LYS:NZ	2.65	0.60
1:W:293:LEU:HD12	1:W:293:LEU:N	2.15	0.60
1:G:214:ILE:CD1	1:G:289:GLY:HA3	2.30	0.60
1:F:180:VAL:HG13	1:F:181:LYS:CE	2.31	0.60
1:W:264:ALA:HB1	1:W:325:LEU:HD21	1.84	0.60
1:M:161:PRO:O	1:M:164:THR:HB	2.02	0.60
1:G:306:ILE:HG22	1:G:306:ILE:O	2.02	0.60
1:J:29:ASN:HB3	3:J:1108:HOH:O	2.00	0.60
1:L:100:LEU:N	1:L:100:LEU:HD12	2.16	0.60

*Continued on next page...*

*Continued from previous page...*

Atom-1	Atom-2	Interatomic distance (Å)	Clash overlap (Å)
1:V:14:ARG:HD2	1:V:59:GLU:HB3	1.82	0.60
1:W:292:ASP:HB3	1:W:293:LEU:HD12	1.83	0.60
1:Q:181:LYS:HG2	1:Q:181:LYS:O	2.02	0.60
1:O:38:VAL:HG21	1:O:290:LEU:HD21	1.84	0.60
1:K:15:VAL:HG21	1:K:66:LEU:HD12	1.83	0.60
1:W:223:MET:SD	1:W:223:MET:O	2.59	0.60
1:T:128:LYS:C	1:T:130:SER:N	2.55	0.60
1:D:128:LYS:HE3	1:D:132:GLU:HB2	1.83	0.60
1:D:127:ALA:HB1	1:D:128:LYS:HZ3	1.67	0.60
1:B:202:LEU:CD1	1:B:211:PRO:HG3	2.31	0.60
1:N:26:TYR:O	1:N:28:PRO:HD3	2.00	0.60
1:A:15:VAL:HG12	1:A:17:LEU:CD1	2.31	0.60
1:Q:79:VAL:HG23	1:Q:103:ARG:C	2.21	0.60
1:E:18:ILE:HG23	1:E:46:THR:O	2.01	0.60
1:Q:202:LEU:HD12	1:Q:211:PRO:HG3	1.82	0.60
1:I:157:GLY:O	1:I:159:ALA:N	2.34	0.60
1:S:117:ILE:HD11	1:T:318:GLY:HA2	1.83	0.60
1:Q:229:ASN:ND2	1:T:319:ASP:HB3	2.15	0.60
1:D:128:LYS:HE3	1:D:132:GLU:CB	2.32	0.60
1:P:103:ARG:NH2	1:P:129:ASP:HA	2.16	0.60
1:L:74:ILE:HD11	1:L:151:PRO:HB2	1.82	0.60
1:T:181:LYS:HD3	1:T:181:LYS:H	1.64	0.60
1:B:64:ASP:O	1:B:67:SER:HB2	2.01	0.60
1:R:25:GLN:NE2	1:R:42:ARG:CD	2.65	0.60
1:R:8:LEU:CD1	1:R:204:ILE:HD13	2.32	0.60
1:X:140:ILE:O	1:X:144:LEU:HB3	2.01	0.60
1:X:143:GLU:O	1:X:146:ARG:N	2.35	0.60
1:C:222:VAL:C	1:C:226:LYS:HB2	2.21	0.60
1:H:228:ASP:OD1	1:H:245:ARG:HD3	2.01	0.60
1:J:54:LYS:NZ	2:J:1101:5PA:H91	2.16	0.60
1:G:103:ARG:HD2	1:G:129:ASP:N	2.16	0.60
1:T:158:GLY:O	1:T:160:SER:N	2.34	0.60
1:G:114:LEU:HA	1:G:117:ILE:HB	1.84	0.60
1:M:162:ILE:HD12	1:M:162:ILE:C	2.22	0.60
1:O:41:LYS:HD3	1:O:174:ILE:HD11	1.84	0.60
1:K:259:ILE:HD12	1:K:320:LYS:CG	2.32	0.60
1:Q:1:MET:HE3	1:Q:1:MET:HA	1.83	0.60
1:E:269:LYS:HG2	1:E:273:ARG:NH2	2.16	0.60
1:G:210:ARG:NH2	1:G:298:GLU:O	2.33	0.60
1:U:270:VAL:HG21	1:U:278:LEU:CD1	2.32	0.60
1:K:56:ARG:O	1:K:166:GLY:HA2	2.02	0.60

*Continued on next page...*



*Continued from previous page...*

Atom-1	Atom-2	Interatomic distance (Å)	Clash overlap (Å)
1:G:136:TYR:CD1	1:G:139:GLU:OE2	2.55	0.60
1:G:99:ILE:HG12	1:G:121:GLU:HB3	1.84	0.60
2:O:1151:5PA:C4A	2:O:1151:5PA:O4P	2.47	0.60
1:P:210:ARG:NH2	1:P:299:LEU:HA	2.16	0.60
1:P:120:ILE:O	1:P:121:GLU:C	2.40	0.60
1:W:116:LYS:HZ3	1:W:122:THR:HB	1.65	0.60
1:I:323:SER:C	1:I:324:LEU:HD12	2.22	0.60
1:P:268:ARG:HH22	1:P:325:LEU:HB3	1.65	0.60
1:S:12:PHE:HE2	1:S:237:LEU:HD22	1.66	0.60
1:Q:75:THR:OG1	1:Q:154:ILE:HB	2.01	0.60
1:P:73:VAL:O	1:P:98:ALA:HA	2.02	0.60
1:H:157:GLY:HA2	2:H:1081:5PA:H91	1.82	0.60
1:X:271:GLY:HA2	1:X:276:ILE:H	1.65	0.60
1:M:293:LEU:HB3	1:M:299:LEU:HG	1.84	0.60
1:W:18:ILE:HD11	1:W:55:ILE:HG22	1.84	0.60
1:U:118:MET:CE	1:V:271:GLY:HA3	2.32	0.60
1:G:70:ALA:HA	1:G:150:LYS:O	2.02	0.60
1:G:144:LEU:O	1:G:147:GLU:HB2	2.00	0.60
1:I:191:SER:N	2:I:1091:5PA:O1P	2.34	0.60
1:O:134:MET:HG3	1:O:134:MET:O	2.02	0.60
1:O:324:LEU:N	1:O:324:LEU:HD13	2.17	0.60
1:R:55:ILE:CD1	1:R:55:ILE:H	2.13	0.60
1:H:72:VAL:HG13	1:H:151:PRO:HA	1.84	0.60
1:P:57:LYS:O	1:P:61:LEU:HG	2.02	0.60
1:P:142:GLU:O	1:P:146:ARG:CZ	2.49	0.60
1:W:25:GLN:HE21	1:W:42:ARG:HG3	1.67	0.60
1:J:164:THR:HG21	1:J:234:ALA:CB	2.31	0.60
1:I:5:ILE:HD11	1:I:205:LEU:HG	1.84	0.60
1:G:198:LEU:C	1:G:198:LEU:HD23	2.21	0.60
1:U:264:ALA:HB1	1:U:325:LEU:HD13	1.84	0.60
1:W:70:ALA:HB2	3:W:1265:HOH:O	2.02	0.60
1:W:88:GLY:O	1:W:91:ALA:N	2.30	0.60
1:M:200:LEU:O	1:M:200:LEU:HD23	2.02	0.60
1:G:255:GLU:O	1:G:258:LYS:HB2	2.02	0.59
1:W:135:LYS:HG3	1:W:136:TYR:N	2.15	0.59
1:W:162:ILE:CG1	1:W:163:GLY:N	2.65	0.59
1:W:54:LYS:HD3	1:W:57:LYS:HZ3	1.67	0.59
1:S:187:VAL:O	1:S:214:ILE:HG22	2.01	0.59
1:I:144:LEU:O	1:I:147:GLU:HB2	2.02	0.59
1:J:26:TYR:O	1:J:28:PRO:HD3	2.01	0.59
1:S:219:PHE:CE1	1:S:248:LEU:HG	2.37	0.59

*Continued on next page...*

*Continued from previous page...*

Atom-1	Atom-2	Interatomic distance (Å)	Clash overlap (Å)
1:M:185:ILE:HG22	1:M:198:LEU:HD11	1.83	0.59
1:K:82:ASN:HD22	1:K:111:ASN:HD21	1.48	0.59
1:K:281:VAL:HB	1:K:317:TYR:CE1	2.37	0.59
1:O:17:LEU:HD22	1:O:59:GLU:HG2	1.84	0.59
1:C:39:TYR:CE1	1:C:180:VAL:HG11	2.37	0.59
1:N:53:ASN:OD1	1:N:308:THR:HB	2.02	0.59
1:N:213:GLY:O	1:N:214:ILE:HD13	2.02	0.59
1:M:168:VAL:O	1:M:171:VAL:HG22	2.02	0.59
1:C:82:ASN:HA	1:C:111:ASN:ND2	2.17	0.59
1:H:5:ILE:HD13	1:H:168:VAL:O	2.02	0.59
1:S:130:SER:C	1:S:132:GLU:H	2.05	0.59
1:G:54:LYS:CD	1:G:57:LYS:HZ3	2.14	0.59
1:W:34:ILE:HD12	1:W:294:ALA:CB	2.32	0.59
1:O:307:HIS:ND1	1:O:308:THR:N	2.50	0.59
1:F:128:LYS:CD	1:F:128:LYS:H	2.06	0.59
1:J:222:VAL:HG22	3:J:1113:HOH:O	2.01	0.59
1:Q:168:VAL:HG21	1:Q:200:LEU:HD13	1.84	0.59
1:P:268:ARG:CZ	1:P:325:LEU:HD12	2.32	0.59
1:K:182:PHE:CE2	1:K:304:LEU:HB2	2.37	0.59
1:J:171:VAL:CG2	1:J:201:GLY:HA3	2.30	0.59
1:K:132:GLU:C	1:K:134:MET:N	2.53	0.59
1:T:211:PRO:O	1:T:246:PRO:HB2	2.02	0.59
1:U:266:ILE:HD13	1:U:288:TYR:HD1	1.67	0.59
1:C:41:LYS:HZ1	1:C:177:GLN:HE22	1.49	0.59
1:C:144:LEU:O	1:C:149:ARG:HB2	2.02	0.59
1:H:74:ILE:HG22	1:H:75:THR:N	2.16	0.59
2:I:1091:5PA:H4A2	2:I:1091:5PA:O4P	2.01	0.59
1:W:249:TYR:CD2	1:W:293:LEU:HD21	2.37	0.59
1:G:214:ILE:CD1	1:G:286:ALA:HA	2.29	0.59
1:G:130:SER:OG	1:G:132:GLU:HG3	2.01	0.59
1:P:109:LYS:HA	1:P:113:LEU:CD1	2.33	0.59
1:R:111:ASN:HD21	1:R:312:SER:HB2	1.66	0.59
1:S:116:LYS:O	1:S:119:GLY:N	2.34	0.59
1:Q:61:LEU:HA	1:Q:162:ILE:HD11	1.84	0.59
1:B:280:PRO:HB3	1:B:321:LEU:HD21	1.84	0.59
1:M:221:GLU:C	1:M:223:MET:H	2.04	0.59
1:S:19:PRO:HB2	1:S:20:TRP:CE3	2.37	0.59
1:R:54:LYS:NZ	1:R:57:LYS:NZ	2.50	0.59
1:O:252:SER:O	1:O:253:PHE:HB2	2.01	0.59
1:X:138:GLU:O	1:X:141:ALA:HB3	2.01	0.59
1:C:134:MET:O	1:C:137:ALA:N	2.36	0.59

*Continued on next page...*

*Continued from previous page...*

Atom-1	Atom-2	Interatomic distance (Å)	Clash overlap (Å)
1:J:128:LYS:N	1:J:128:LYS:HD3	2.16	0.59
1:A:170:ALA:O	1:A:174:ILE:HG13	2.02	0.59
1:Q:214:ILE:HD11	1:Q:251:TYR:CB	2.32	0.59
1:Q:308:THR:HG21	2:Q:1171:5PA:H6	1.84	0.59
1:T:240:VAL:HG22	1:T:241:LYS:N	2.17	0.59
1:J:255:GLU:HG3	1:J:258:LYS:HB2	1.85	0.59
1:K:195:LEU:HD11	1:K:248:LEU:HD13	1.84	0.59
1:K:82:ASN:ND2	1:K:111:ASN:ND2	2.51	0.59
1:E:15:VAL:HG23	1:E:63:GLY:HA2	1.83	0.59
1:K:272:THR:CG2	1:L:118:MET:HB3	2.33	0.59
1:N:203:SER:OG	1:N:243:GLU:HG2	2.02	0.59
1:K:268:ARG:NH2	1:K:325:LEU:HG	2.17	0.59
1:K:319:ASP:C	1:K:321:LEU:H	2.04	0.59
1:J:144:LEU:O	1:J:147:GLU:HB2	2.02	0.59
2:M:1131:5PA:C4A	2:M:1131:5PA:O4P	2.51	0.59
1:C:142:GLU:HA	1:C:142:GLU:OE1	2.02	0.59
1:J:34:ILE:CD1	1:J:291:VAL:HA	2.32	0.59
1:J:240:VAL:CG2	1:J:241:LYS:N	2.65	0.59
1:Q:206:ASN:ND2	3:Q:1173:HOH:O	2.35	0.59
1:J:43:ASP:O	1:J:46:THR:HG23	2.02	0.59
1:F:179:GLU:HA	1:F:179:GLU:OE1	2.00	0.59
1:J:40:ILE:HG13	1:J:305:PHE:HD2	1.66	0.59
1:K:30:ILE:O	1:K:34:ILE:HG23	2.02	0.59
1:I:7:ALA:HB3	1:L:26:TYR:HD2	1.67	0.59
1:B:243:GLU:HG3	3:B:1027:HOH:O	2.03	0.59
1:K:125:TYR:HB3	1:K:127:ALA:H	1.68	0.59
1:E:62:LEU:HD13	1:E:94:LEU:HD12	1.84	0.59
1:V:144:LEU:O	1:V:144:LEU:HD12	2.03	0.59
1:I:264:ALA:HA	1:I:267:ILE:HD12	1.85	0.59
1:P:190:GLY:N	2:P:1161:5PA:O3P	2.32	0.59
1:V:211:PRO:HB2	1:V:246:PRO:HB3	1.84	0.59
1:O:109:LYS:HA	1:O:113:LEU:HD12	1.84	0.59
1:K:39:TYR:CE1	1:K:180:VAL:HG11	2.38	0.59
1:N:1:MET:HE1	1:N:172:GLY:HA3	1.83	0.59
1:F:72:VAL:HG11	1:F:144:LEU:CD2	2.31	0.59
1:M:227:LEU:HD21	1:M:246:PRO:HG2	1.85	0.59
1:W:281:VAL:HG13	1:W:282:TYR:HD1	1.66	0.59
1:W:25:GLN:HE21	1:W:42:ARG:CG	2.14	0.59
1:B:211:PRO:HB2	1:B:246:PRO:CB	2.31	0.59
1:I:318:GLY:CA	1:J:113:LEU:HD21	2.32	0.59
1:G:181:LYS:HE3	1:G:302:LYS:HD2	1.83	0.59

*Continued on next page...*

*Continued from previous page...*

Atom-1	Atom-2	Interatomic distance (Å)	Clash overlap (Å)
1:L:251:TYR:OH	1:L:292:ASP:HB3	2.03	0.59
1:U:134:MET:HE3	1:U:156:PRO:HD3	1.84	0.59
1:I:58:LEU:HA	1:I:61:LEU:HD12	1.84	0.59
1:O:157:GLY:O	1:O:158:GLY:C	2.41	0.59
1:O:266:ILE:HG12	1:O:284:GLY:O	2.03	0.59
1:A:53:ASN:HA	1:A:167:TYR:OH	2.02	0.59
1:K:19:PRO:O	1:K:20:TRP:HB3	2.02	0.59
1:B:54:LYS:CE	2:B:1021:5PA:H91	2.33	0.59
1:Q:57:LYS:HG2	1:Q:163:GLY:O	2.01	0.59
1:D:147:GLU:C	1:D:149:ARG:H	2.05	0.59
1:P:165:LEU:HA	1:P:168:VAL:CG2	2.32	0.59
1:P:79:VAL:HA	1:P:102:LEU:HB3	1.84	0.59
1:W:259:ILE:HG22	1:W:324:LEU:HD22	1.84	0.59
1:S:25:GLN:NE2	1:S:42:ARG:NE	2.48	0.59
1:Q:138:GLU:O	1:Q:142:GLU:HG2	2.02	0.59
1:I:293:LEU:HB2	1:I:299:LEU:HG	1.83	0.59
1:F:145:LYS:O	1:F:147:GLU:N	2.36	0.59
1:H:131:PHE:HA	1:H:133:LEU:HD13	1.85	0.59
1:P:271:GLY:O	1:P:275:GLY:HA2	2.02	0.59
1:C:128:LYS:HD3	1:C:128:LYS:C	2.22	0.59
1:G:237:LEU:C	1:G:238:LEU:HD23	2.22	0.59
1:O:54:LYS:NZ	1:O:57:LYS:NZ	2.40	0.59
1:O:71:ASP:OD2	1:O:72:VAL:HG12	2.03	0.59
1:J:218:ARG:O	1:J:219:PHE:HB2	2.03	0.59
2:F:1061:5PA:O4P	2:F:1061:5PA:H4A2	2.02	0.59
1:I:142:GLU:O	1:I:145:LYS:HG2	2.03	0.59
1:M:79:VAL:HG22	1:M:102:LEU:HD12	1.84	0.59
1:T:269:LYS:O	1:T:273:ARG:HB2	2.02	0.59
1:M:222:VAL:O	1:M:226:LYS:HB3	2.03	0.59
1:U:259:ILE:CD1	1:U:317:TYR:HB3	2.32	0.59
1:C:41:LYS:NZ	1:C:177:GLN:HE22	2.00	0.59
1:A:322:LEU:HD21	1:B:116:LYS:HB3	1.83	0.59
1:A:42:ARG:NH2	1:B:47:GLY:O	2.36	0.59
1:K:108:LEU:O	1:K:109:LYS:HB3	2.03	0.59
1:U:103:ARG:HB2	1:U:128:LYS:HA	1.85	0.59
1:D:20:TRP:H	1:D:20:TRP:HD1	1.51	0.59
1:E:155:PRO:HG2	1:E:160:SER:HB3	1.85	0.59
1:I:106:GLU:HG2	1:I:124:VAL:HG21	1.84	0.59
1:F:14:ARG:NH2	1:F:16:GLU:HG2	2.18	0.59
1:V:222:VAL:HG22	1:V:223:MET:N	2.18	0.59
1:Q:214:ILE:HD12	1:Q:289:GLY:HA3	1.83	0.59

*Continued on next page...*

*Continued from previous page...*

Atom-1	Atom-2	Interatomic distance (Å)	Clash overlap (Å)
1:B:54:LYS:O	1:B:58:LEU:HD22	2.02	0.59
1:D:72:VAL:HG13	1:D:151:PRO:HA	1.85	0.59
1:G:134:MET:CE	1:G:155:PRO:HA	2.32	0.59
1:R:79:VAL:HG23	1:R:102:LEU:HD12	1.85	0.59
1:I:161:PRO:O	1:I:164:THR:HB	2.03	0.59
1:T:268:ARG:NE	1:T:325:LEU:HD12	2.18	0.59
1:F:147:GLU:O	1:F:149:ARG:N	2.36	0.59
1:W:182:PHE:CZ	1:W:304:LEU:HG	2.37	0.59
1:G:184:SER:CB	1:G:210:ARG:HB2	2.32	0.59
1:I:171:VAL:HG21	1:I:201:GLY:HA3	1.85	0.59
1:D:203:SER:OG	1:D:243:GLU:HG2	2.02	0.59
1:E:264:ALA:HB1	1:E:325:LEU:CD2	2.33	0.59
1:S:82:ASN:ND2	1:S:310:GLY:HA2	2.17	0.59
1:U:25:GLN:NE2	1:U:42:ARG:HE	2.01	0.59
1:G:71:ASP:HA	3:G:1099:HOH:O	2.02	0.59
1:V:218:ARG:HG2	1:V:219:PHE:N	2.17	0.59
1:J:218:ARG:HD3	1:J:222:VAL:HG21	1.85	0.59
1:S:214:ILE:CD1	1:S:289:GLY:HA3	2.33	0.59
1:I:142:GLU:OE1	1:I:145:LYS:HD2	2.03	0.59
1:H:176:THR:HG22	1:H:177:GLN:N	2.15	0.59
1:Q:318:GLY:HA3	1:R:113:LEU:HD21	1.85	0.59
1:U:76:VAL:HG12	1:U:101:VAL:HB	1.84	0.59
1:L:185:ILE:HG23	1:L:304:LEU:CD1	2.31	0.59
1:R:135:LYS:HG3	1:R:136:TYR:N	2.18	0.59
1:U:280:PRO:HB3	1:U:321:LEU:HD21	1.85	0.59
1:E:33:GLU:OE1	1:E:273:ARG:NH1	2.35	0.59
1:G:262:GLU:H	1:G:262:GLU:CD	2.05	0.59
1:R:204:ILE:HD11	1:R:240:VAL:HG11	1.84	0.59
1:J:102:LEU:HB2	1:J:124:VAL:HG22	1.84	0.59
1:R:304:LEU:O	1:R:304:LEU:HD13	2.01	0.59
1:O:44:ASP:HA	1:O:52:GLY:H	1.68	0.59
1:O:280:PRO:HG3	1:O:321:LEU:HD21	1.83	0.59
1:P:113:LEU:O	1:P:117:ILE:HG13	2.02	0.59
1:U:143:GLU:HB3	1:U:146:ARG:HH22	1.66	0.59
1:V:245:ARG:HB2	1:V:246:PRO:CD	2.32	0.59
1:H:61:LEU:HD21	1:H:163:GLY:CA	2.32	0.59
1:E:210:ARG:HH11	1:E:247:GLU:CD	2.06	0.59
1:M:269:LYS:HB3	1:M:273:ARG:NH1	2.17	0.59
1:D:19:PRO:HG2	1:D:20:TRP:CD1	2.38	0.59
1:T:227:LEU:O	1:T:227:LEU:HD12	2.03	0.59
1:U:229:ASN:O	1:U:233:GLU:HG3	2.02	0.59

*Continued on next page...*

*Continued from previous page...*

Atom-1	Atom-2	Interatomic distance (Å)	Clash overlap (Å)
1:G:265:GLN:HG3	1:G:269:LYS:HE3	1.85	0.59
1:Q:82:ASN:HA	1:Q:111:ASN:HD21	1.66	0.58
1:L:103:ARG:HE	1:L:133:LEU:HD11	1.66	0.58
1:Q:81:SER:OG	1:Q:83:HIS:HB3	2.03	0.58
1:G:134:MET:O	1:G:138:GLU:HG2	2.03	0.58
1:J:264:ALA:HB1	1:J:325:LEU:HD21	1.85	0.58
1:S:221:GLU:OE1	1:S:224:THR:HG22	2.03	0.58
1:O:108:LEU:HG	1:P:322:LEU:HD11	1.84	0.58
1:Q:140:ILE:O	1:Q:144:LEU:HD13	2.02	0.58
1:H:203:SER:CB	1:H:243:GLU:HG2	2.31	0.58
1:V:181:LYS:N	1:V:181:LYS:CD	2.66	0.58
1:J:234:ALA:O	1:J:237:LEU:HB2	2.03	0.58
1:B:89:LEU:HD13	1:B:118:MET:HG3	1.85	0.58
1:E:198:LEU:HD11	1:E:306:ILE:CD1	2.33	0.58
1:E:52:GLY:HA2	1:E:308:THR:O	2.02	0.58
1:A:50:ILE:HD13	1:A:312:SER:OG	2.03	0.58
1:L:101:VAL:HG11	1:L:133:LEU:HB3	1.84	0.58
1:W:187:VAL:HG21	1:W:194:THR:CG2	2.30	0.58
1:G:17:LEU:CD2	1:G:59:GLU:HG2	2.28	0.58
1:J:37:ASP:OD2	1:K:4:LYS:NZ	2.24	0.58
1:J:247:GLU:HG2	1:J:249:TYR:HE1	1.68	0.58
1:U:19:PRO:HG2	1:V:25:GLN:OE1	2.03	0.58
1:K:214:ILE:O	1:K:214:ILE:HG23	2.02	0.58
1:H:27:LEU:HD21	1:H:40:ILE:CG2	2.33	0.58
1:X:186:VAL:HG21	1:X:290:LEU:CD2	2.33	0.58
1:L:196:ALA:CB	1:L:231:ILE:HG22	2.33	0.58
1:Q:219:PHE:HD1	1:Q:250:ASP:HB2	1.67	0.58
1:M:116:LYS:NZ	1:M:122:THR:HG22	2.17	0.58
1:C:109:LYS:HE3	1:C:316:HIS:ND1	2.18	0.58
1:C:55:ILE:HD12	1:C:55:ILE:N	2.18	0.58
1:X:143:GLU:C	1:X:145:LYS:H	2.05	0.58
1:J:181:LYS:HE2	1:J:302:LYS:NZ	2.19	0.58
1:W:186:VAL:HA	1:W:212:VAL:O	2.03	0.58
1:O:266:ILE:O	1:O:270:VAL:HG23	2.03	0.58
1:U:279:ASP:O	1:U:284:GLY:HA3	2.03	0.58
1:R:100:LEU:HD23	1:R:102:LEU:HD21	1.84	0.58
1:R:263:VAL:O	1:R:266:ILE:HG22	2.03	0.58
1:B:269:LYS:HB3	1:B:273:ARG:HH22	1.69	0.58
1:S:131:PHE:C	1:S:133:LEU:H	2.07	0.58
1:S:41:LYS:HZ1	1:S:177:GLN:NE2	1.97	0.58
1:T:82:ASN:HD22	1:T:111:ASN:ND2	1.97	0.58

*Continued on next page...*

*Continued from previous page...*

Atom-1	Atom-2	Interatomic distance (Å)	Clash overlap (Å)
1:E:134:MET:O	1:E:138:GLU:HG2	2.03	0.58
1:N:103:ARG:HH11	1:N:103:ARG:HG2	1.68	0.58
1:W:279:ASP:N	1:W:283:THR:OG1	2.31	0.58
1:M:174:ILE:HA	1:M:177:GLN:HE21	1.68	0.58
1:H:54:LYS:HE3	2:H:1081:5PA:C9	2.33	0.58
1:U:260:THR:O	1:U:324:LEU:HD23	2.04	0.58
1:P:127:ALA:HB1	1:P:128:LYS:CE	2.34	0.58
1:O:89:LEU:O	1:O:90:ALA:C	2.41	0.58
1:Q:129:ASP:OD2	1:Q:130:SER:N	2.37	0.58
1:U:79:VAL:HG11	1:U:105:LYS:O	2.03	0.58
1:G:147:GLU:HG3	1:I:221:GLU:OE2	2.04	0.58
1:C:219:PHE:HA	1:C:223:MET:CE	2.33	0.58
1:N:218:ARG:HD3	1:N:222:VAL:CG1	2.33	0.58
1:S:125:TYR:C	1:S:127:ALA:H	2.05	0.58
1:T:128:LYS:CG	1:T:130:SER:OG	2.47	0.58
1:M:218:ARG:CD	1:M:256:TYR:H	2.14	0.58
1:Q:133:LEU:O	1:Q:136:TYR:HB2	2.03	0.58
1:Q:64:ASP:HB3	1:Q:152:TYR:OH	2.03	0.58
1:K:131:PHE:C	1:K:133:LEU:N	2.57	0.58
1:M:308:THR:O	2:M:1131:5PA:H2A2	2.03	0.58
1:H:99:ILE:HG12	1:H:121:GLU:CG	2.32	0.58
1:J:34:ILE:HD11	1:J:291:VAL:HA	1.83	0.58
1:A:181:LYS:HG2	1:A:302:LYS:HZ2	1.66	0.58
1:Q:93:LYS:HA	1:R:272:THR:O	2.03	0.58
1:J:54:LYS:O	1:J:58:LEU:HD23	2.03	0.58
1:W:60:TYR:OH	1:W:169:ARG:HD2	2.03	0.58
1:D:72:VAL:HG21	1:D:144:LEU:HD21	1.84	0.58
1:H:41:LYS:HZ3	1:H:177:GLN:HE22	1.51	0.58
1:H:56:ARG:HH11	1:H:56:ARG:HG2	1.68	0.58
1:C:190:GLY:N	2:C:1031:5PA:O3P	2.34	0.58
1:E:221:GLU:OE1	1:E:224:THR:HG23	2.03	0.58
1:A:103:ARG:HH11	1:A:128:LYS:NZ	2.01	0.58
1:Q:25:GLN:HE21	1:Q:276:ILE:HD11	1.67	0.58
1:U:27:LEU:HB3	1:U:274:GLU:OE2	2.04	0.58
1:C:4:LYS:HE2	1:C:8:LEU:HD11	1.86	0.58
1:J:1:MET:CE	1:J:5:ILE:HB	2.33	0.58
1:H:255:GLU:HG3	1:H:258:LYS:HB2	1.84	0.58
1:O:25:GLN:HE22	1:O:42:ARG:HE	1.49	0.58
1:V:82:ASN:ND2	1:V:111:ASN:ND2	2.44	0.58
1:Q:65:ALA:HB2	1:Q:152:TYR:CD2	2.39	0.58
1:G:270:VAL:O	1:G:270:VAL:CG1	2.51	0.58

*Continued on next page...*

*Continued from previous page...*

Atom-1	Atom-2	Interatomic distance (Å)	Clash overlap (Å)
1:M:221:GLU:OE1	1:M:225:SER:HB3	2.03	0.58
1:X:55:ILE:CD1	1:X:86:VAL:HG11	2.32	0.58
1:O:255:GLU:HG3	1:O:258:LYS:HB2	1.86	0.58
1:W:214:ILE:HD13	1:W:286:ALA:CA	2.20	0.58
1:P:267:ILE:HG12	1:P:278:LEU:O	2.04	0.58
1:L:101:VAL:HG12	1:L:133:LEU:HB3	1.86	0.58
1:W:187:VAL:HG13	1:W:195:LEU:HG	1.85	0.58
1:W:226:LYS:O	1:W:230:LEU:N	2.34	0.58
1:N:321:LEU:O	1:N:325:LEU:HD23	2.04	0.58
1:A:140:ILE:O	1:A:144:LEU:HB2	2.04	0.58
1:A:147:GLU:O	1:A:149:ARG:N	2.31	0.58
1:X:200:LEU:HD22	1:X:204:ILE:HD11	1.86	0.58
1:P:133:LEU:O	1:P:136:TYR:HB2	2.03	0.58
1:I:39:TYR:CE2	1:I:180:VAL:HG11	2.39	0.58
1:I:116:LYS:NZ	1:I:122:THR:HG22	2.19	0.58
1:J:231:ILE:HD11	1:J:242:VAL:HG21	1.85	0.58
1:C:19:PRO:HD2	1:C:20:TRP:CZ3	2.38	0.58
1:O:134:MET:HE3	1:O:155:PRO:HA	1.86	0.58
1:F:103:ARG:NH2	1:F:131:PHE:CD2	2.69	0.58
1:E:187:VAL:HG21	1:E:194:THR:HG21	1.85	0.58
1:P:123:ARG:O	1:P:124:VAL:C	2.42	0.58
1:Q:264:ALA:CB	1:Q:325:LEU:HD22	2.30	0.58
1:A:146:ARG:C	1:A:147:GLU:HG3	2.23	0.58
1:A:143:GLU:O	1:A:146:ARG:HG2	2.03	0.58
1:S:92:LYS:HE2	3:S:1219:HOH:O	2.03	0.58
1:X:267:ILE:C	1:X:269:LYS:N	2.57	0.58
1:K:181:LYS:HG2	1:K:302:LYS:HZ2	1.68	0.58
1:H:160:SER:O	1:H:163:GLY:N	2.36	0.58
1:J:134:MET:HE3	1:J:134:MET:HA	1.85	0.58
1:X:82:ASN:OD1	1:X:310:GLY:HA2	2.03	0.58
1:M:76:VAL:HA	1:M:101:VAL:O	2.02	0.58
1:W:42:ARG:HB3	1:W:42:ARG:NH1	2.18	0.58
1:T:211:PRO:HG2	1:T:246:PRO:HB3	1.86	0.58
1:C:195:LEU:CD1	1:C:213:GLY:HA3	2.33	0.58
1:P:249:TYR:N	1:P:249:TYR:HD1	2.01	0.58
1:I:66:LEU:HD21	1:I:96:LEU:HD21	1.85	0.58
1:C:120:ILE:HG22	1:C:121:GLU:N	2.18	0.58
1:L:287:PHE:O	1:L:290:LEU:HB3	2.04	0.58
2:E:1051:5PA:H4A2	2:E:1051:5PA:O4P	2.04	0.58
1:I:171:VAL:HG21	1:I:201:GLY:C	2.24	0.58
1:G:198:LEU:O	1:G:198:LEU:HD23	2.04	0.58

*Continued on next page...*



*Continued from previous page...*

Atom-1	Atom-2	Interatomic distance (Å)	Clash overlap (Å)
1:F:40:ILE:HD11	1:F:307:HIS:HB2	1.85	0.58
1:O:99:ILE:HG12	1:O:121:GLU:OE1	2.03	0.58
1:B:161:PRO:O	1:B:164:THR:HB	2.03	0.58
1:B:263:VAL:O	1:B:267:ILE:HG13	2.04	0.58
1:A:281:VAL:HG22	1:A:282:TYR:CD1	2.38	0.58
1:G:253:PHE:CB	1:G:260:THR:HG21	2.34	0.58
1:O:1:MET:CE	1:O:172:GLY:HA3	2.34	0.58
1:W:218:ARG:O	1:W:219:PHE:C	2.42	0.58
1:U:289:GLY:O	1:U:293:LEU:HB2	2.04	0.58
1:R:195:LEU:CD1	1:R:227:LEU:HD21	2.27	0.58
1:A:222:VAL:O	1:A:226:LYS:HB2	2.04	0.58
1:K:54:LYS:HG3	1:K:83:HIS:HA	1.86	0.58
1:K:132:GLU:C	1:K:134:MET:H	2.07	0.58
1:U:260:THR:C	1:U:324:LEU:HD23	2.24	0.58
1:D:269:LYS:HD3	1:D:273:ARG:HH22	1.67	0.58
1:T:113:LEU:HD22	1:T:117:ILE:HG13	1.86	0.58
1:F:85:PHE:CZ	1:F:89:LEU:HD13	2.39	0.58
1:T:302:LYS:HD2	3:T:1219:HOH:O	2.04	0.58
1:V:79:VAL:HA	1:V:102:LEU:HB3	1.85	0.58
1:J:128:LYS:H	1:J:128:LYS:HD2	1.67	0.58
1:V:219:PHE:O	1:V:222:VAL:HG13	2.03	0.58
1:O:290:LEU:CD1	1:O:303:ILE:HG21	2.33	0.58
1:P:114:LEU:O	1:P:118:MET:HG2	2.04	0.58
1:U:221:GLU:C	1:U:223:MET:N	2.54	0.58
1:K:71:ASP:O	1:K:97:ASP:HB3	2.04	0.58
1:L:194:THR:O	1:L:198:LEU:HB2	2.04	0.58
1:B:219:PHE:CE2	1:B:248:LEU:HD23	2.38	0.58
1:K:25:GLN:HE22	1:K:276:ILE:HD11	1.68	0.58
1:L:74:ILE:HG22	1:L:137:ALA:HB1	1.85	0.58
1:C:178:SER:HG	1:C:182:PHE:HE1	1.52	0.58
1:C:43:ASP:O	1:C:46:THR:HG23	2.04	0.58
1:C:143:GLU:HA	1:C:146:ARG:NE	2.19	0.58
1:P:41:LYS:O	1:P:43:ASP:N	2.36	0.58
1:C:109:LYS:N	1:C:113:LEU:HB2	2.19	0.58
1:H:85:PHE:CZ	1:H:89:LEU:HD22	2.39	0.58
1:A:9:LEU:HD13	1:A:169:ARG:HH11	1.68	0.58
1:V:321:LEU:O	1:V:325:LEU:HD22	2.04	0.58
1:V:15:VAL:HG23	1:V:63:GLY:HA2	1.85	0.58
1:Q:80:HIS:O	1:Q:111:ASN:HB2	2.04	0.57
1:J:66:LEU:CD2	1:J:96:LEU:HD21	2.34	0.57
1:V:141:ALA:O	1:V:145:LYS:HG3	2.04	0.57

*Continued on next page...*

*Continued from previous page...*

Atom-1	Atom-2	Interatomic distance (Å)	Clash overlap (Å)
1:F:183:ASP:OD2	1:F:302:LYS:HB2	2.04	0.57
1:G:101:VAL:HG11	1:G:133:LEU:O	2.04	0.57
1:U:195:LEU:HD21	1:U:246:PRO:HB2	1.86	0.57
1:R:292:ASP:OD1	1:R:296:LYS:HE3	2.04	0.57
1:R:82:ASN:OD1	1:R:310:GLY:HA2	2.04	0.57
1:V:54:LYS:HG3	1:V:83:HIS:HB2	1.86	0.57
1:S:79:VAL:HG11	1:S:105:LYS:O	2.04	0.57
1:I:186:VAL:HG23	1:I:305:PHE:HD1	1.69	0.57
1:J:133:LEU:HD12	1:J:133:LEU:H	1.69	0.57
1:S:222:VAL:HG22	1:S:226:LYS:CD	2.34	0.57
1:A:8:LEU:HD12	1:A:204:ILE:HG21	1.85	0.57
1:F:123:ARG:HD2	1:F:140:ILE:CD1	2.34	0.57
1:M:228:ASP:CG	1:M:245:ARG:HD2	2.24	0.57
1:V:14:ARG:HG2	1:V:14:ARG:HH11	1.68	0.57
1:V:14:ARG:HH22	1:V:169:ARG:NH2	2.02	0.57
1:N:260:THR:OG1	1:N:263:VAL:HG23	2.04	0.57
1:N:41:LYS:NZ	1:N:177:GLN:HE22	2.02	0.57
1:X:144:LEU:O	1:X:149:ARG:HB2	2.03	0.57
1:O:40:ILE:CD1	1:O:307:HIS:HB2	2.33	0.57
1:V:103:ARG:HH12	1:V:129:ASP:CG	2.08	0.57
1:Q:54:LYS:CE	2:Q:1171:5PA:H91	2.33	0.57
1:Q:308:THR:CB	2:Q:1171:5PA:N1	2.67	0.57
1:F:15:VAL:CG2	1:F:66:LEU:HD12	2.34	0.57
1:I:71:ASP:OD2	1:I:150:LYS:N	2.37	0.57
1:J:207:GLU:C	1:J:209:ILE:H	2.07	0.57
1:H:317:TYR:O	1:H:321:LEU:HG	2.04	0.57
1:J:72:VAL:CB	1:J:149:ARG:HH21	2.16	0.57
1:V:180:VAL:HA	1:V:181:LYS:CE	2.34	0.57
1:X:55:ILE:HD12	1:X:55:ILE:H	1.69	0.57
1:P:128:LYS:HE3	1:P:132:GLU:HB2	1.86	0.57
1:A:131:PHE:C	1:A:133:LEU:H	2.06	0.57
1:B:65:ALA:C	1:B:67:SER:H	2.07	0.57
1:O:20:TRP:CE2	1:P:23:PRO:HG3	2.39	0.57
1:V:17:LEU:HD23	1:V:59:GLU:HG2	1.86	0.57
1:D:214:ILE:HG23	1:D:251:TYR:HD1	1.69	0.57
1:C:218:ARG:O	1:C:219:PHE:C	2.42	0.57
1:O:58:LEU:HA	1:O:61:LEU:HB2	1.84	0.57
2:A:1011:5PA:H4A2	2:A:1011:5PA:O4P	2.04	0.57
1:D:34:ILE:HG21	1:D:294:ALA:HB3	1.85	0.57
1:B:186:VAL:HG12	1:B:187:VAL:H	1.69	0.57
1:L:255:GLU:CG	1:L:258:LYS:HD2	2.34	0.57

*Continued on next page...*

*Continued from previous page...*

Atom-1	Atom-2	Interatomic distance (Å)	Clash overlap (Å)
1:M:72:VAL:HG23	1:M:97:ASP:O	2.04	0.57
1:Q:306:ILE:O	1:Q:308:THR:N	2.37	0.57
1:L:15:VAL:O	1:L:17:LEU:HD22	2.03	0.57
1:G:101:VAL:HG13	1:G:133:LEU:HG	1.83	0.57
1:R:116:LYS:HZ1	1:R:122:THR:HB	1.69	0.57
1:L:25:GLN:NE2	1:L:42:ARG:NE	2.52	0.57
1:M:182:PHE:CD2	1:M:304:LEU:HB2	2.39	0.57
1:C:116:LYS:NZ	1:C:122:THR:HG22	2.19	0.57
1:U:263:VAL:O	1:U:266:ILE:HG22	2.04	0.57
1:F:167:TYR:O	1:F:171:VAL:HG12	2.03	0.57
1:I:167:TYR:HA	1:I:170:ALA:HB2	1.85	0.57
1:E:61:LEU:HA	1:E:162:ILE:HD11	1.86	0.57
1:D:169:ARG:NH2	3:D:1044:HOH:O	2.37	0.57
1:E:149:ARG:O	1:E:151:PRO:HD3	2.04	0.57
1:W:247:GLU:HB3	1:W:249:TYR:HE1	1.69	0.57
1:G:252:SER:C	1:G:253:PHE:HD1	2.08	0.57
1:G:263:VAL:O	1:G:266:ILE:HG22	2.04	0.57
1:J:217:GLY:O	1:J:218:ARG:O	2.23	0.57
1:W:138:GLU:O	1:W:141:ALA:HB3	2.03	0.57
1:G:17:LEU:O	1:G:19:PRO:CD	2.49	0.57
1:K:242:VAL:HG23	3:K:1119:HOH:O	2.04	0.57
1:V:116:LYS:NZ	1:V:122:THR:HB	2.19	0.57
1:S:139:GLU:O	1:S:142:GLU:HB2	2.04	0.57
1:J:25:GLN:HE21	1:J:42:ARG:NE	2.02	0.57
1:P:255:GLU:HG3	1:P:258:LYS:HB2	1.86	0.57
1:S:181:LYS:CD	1:S:181:LYS:N	2.67	0.57
1:E:17:LEU:CD2	1:E:59:GLU:HG2	2.33	0.57
1:Q:123:ARG:NH1	1:Q:140:ILE:HG23	2.19	0.57
1:N:245:ARG:NH2	3:N:1148:HOH:O	2.36	0.57
1:K:133:LEU:HD12	1:K:136:TYR:HD2	1.68	0.57
1:J:226:LYS:O	1:J:229:ASN:HB3	2.04	0.57
1:A:25:GLN:HE21	1:A:42:ARG:CG	2.17	0.57
1:T:227:LEU:O	1:T:231:ILE:HG23	2.04	0.57
1:C:127:ALA:HB3	1:C:136:TYR:HE2	1.68	0.57
1:B:171:VAL:HG21	1:B:201:GLY:HA3	1.86	0.57
1:N:141:ALA:O	1:N:145:LYS:HB2	2.05	0.57
1:J:247:GLU:HG2	1:J:249:TYR:CE1	2.40	0.57
1:Q:168:VAL:HG22	1:Q:200:LEU:HB3	1.87	0.57
1:M:126:ASP:C	1:M:128:LYS:H	2.08	0.57
1:V:25:GLN:HE22	1:V:42:ARG:HE	1.50	0.57
1:B:34:ILE:CG1	1:B:291:VAL:HG13	2.34	0.57

*Continued on next page...*

*Continued from previous page...*

Atom-1	Atom-2	Interatomic distance (Å)	Clash overlap (Å)
1:E:30:ILE:O	1:E:34:ILE:HG12	2.04	0.57
1:H:135:LYS:HE3	1:H:136:TYR:CZ	2.38	0.57
1:T:1:MET:HE2	1:T:5:ILE:CG2	2.35	0.57
1:T:133:LEU:H	1:T:133:LEU:CD1	2.18	0.57
1:A:114:LEU:HD11	1:B:315:PHE:CZ	2.40	0.57
1:P:281:VAL:HG13	1:P:282:TYR:CD1	2.39	0.57
1:V:76:VAL:HG12	1:V:101:VAL:HB	1.87	0.57
1:F:56:ARG:HG2	1:F:56:ARG:HH11	1.69	0.57
1:H:1:MET:CE	1:H:172:GLY:HA3	2.34	0.57
1:Q:231:ILE:HG22	1:Q:231:ILE:O	2.04	0.57
1:I:58:LEU:HD12	1:I:61:LEU:HD12	1.86	0.57
1:C:131:PHE:C	1:C:133:LEU:H	2.08	0.57
1:R:170:ALA:O	1:R:174:ILE:HG13	2.05	0.57
1:T:4:LYS:HE2	1:T:204:ILE:HG23	1.85	0.57
1:P:109:LYS:HD2	1:P:316:HIS:O	2.04	0.57
1:H:30:ILE:HG22	1:H:34:ILE:HD12	1.87	0.57
1:T:260:THR:O	1:T:324:LEU:HD23	2.05	0.57
1:K:214:ILE:CD1	1:K:289:GLY:HA3	2.35	0.57
1:F:203:SER:CA	1:F:243:GLU:HG3	2.34	0.57
1:I:294:ALA:HB2	1:I:299:LEU:HD12	1.86	0.57
1:U:83:HIS:O	1:U:87:THR:OG1	2.22	0.57
1:L:72:VAL:HG12	1:L:151:PRO:HA	1.86	0.57
2:H:1081:5PA:H4A2	2:H:1081:5PA:O4P	2.02	0.57
2:U:1211:5PA:H4A2	2:U:1211:5PA:O4P	2.05	0.57
1:C:142:GLU:O	1:C:146:ARG:HG2	2.04	0.57
1:R:160:SER:O	1:R:161:PRO:C	2.43	0.57
1:X:34:ILE:HD11	1:X:291:VAL:HA	1.86	0.57
1:K:109:LYS:HA	1:K:113:LEU:HD12	1.86	0.57
1:I:78:ALA:O	1:I:102:LEU:HD22	2.04	0.57
1:O:190:GLY:N	2:O:1151:5PA:O3P	2.37	0.57
1:W:247:GLU:HB3	1:W:249:TYR:CE1	2.40	0.57
1:J:62:LEU:HD21	1:J:73:VAL:HG21	1.85	0.57
1:G:129:ASP:CG	1:G:130:SER:H	2.07	0.57
1:B:25:GLN:HE21	1:B:42:ARG:NE	2.03	0.57
1:M:103:ARG:HG3	1:M:128:LYS:HG2	1.87	0.57
1:U:20:TRP:CD1	1:V:20:TRP:HZ3	2.22	0.57
1:K:75:THR:HA	1:K:154:ILE:O	2.05	0.57
1:D:308:THR:O	2:D:1041:5PA:H2A2	2.05	0.57
2:N:1141:5PA:H4A2	2:N:1141:5PA:O4P	2.04	0.57
1:A:242:VAL:HG23	3:A:1023:HOH:O	2.05	0.57
1:O:126:ASP:O	1:O:128:LYS:N	2.26	0.57

*Continued on next page...*

*Continued from previous page...*

Atom-1	Atom-2	Interatomic distance (Å)	Clash overlap (Å)
1:L:210:ARG:HD2	1:L:247:GLU:OE2	2.04	0.57
1:Q:107:GLU:O	1:Q:112:TYR:HD2	1.87	0.57
1:M:116:LYS:HZ3	1:M:122:THR:HB	1.69	0.57
1:I:7:ALA:HB1	1:L:28:PRO:HG3	1.87	0.57
1:P:60:TYR:OH	1:P:169:ARG:NH1	2.37	0.57
1:R:280:PRO:O	1:R:285:LYS:HE3	2.05	0.57
1:R:192:GLY:O	1:R:194:THR:N	2.37	0.57
1:I:187:VAL:O	1:I:213:GLY:HA2	2.05	0.57
1:O:72:VAL:HG11	1:O:144:LEU:CD2	2.31	0.57
1:G:110:GLY:HA3	1:G:316:HIS:CD2	2.39	0.57
1:F:128:LYS:O	1:F:130:SER:N	2.37	0.57
1:L:128:LYS:N	1:L:128:LYS:CD	2.63	0.57
1:W:143:GLU:HA	1:W:146:ARG:HG2	1.87	0.57
1:G:103:ARG:HD2	1:G:128:LYS:HA	1.86	0.57
1:R:293:LEU:HD23	1:R:299:LEU:HD21	1.87	0.57
1:H:202:LEU:CD2	1:H:209:ILE:HD12	2.35	0.57
1:B:103:ARG:NH2	1:B:131:PHE:CE2	2.72	0.57
1:D:171:VAL:HG23	1:D:172:GLY:N	2.20	0.57
1:I:186:VAL:HG12	1:I:212:VAL:CB	2.31	0.57
1:Q:109:LYS:HG3	1:Q:316:HIS:CE1	2.40	0.57
1:C:180:VAL:O	1:C:182:PHE:CD1	2.57	0.57
1:R:207:GLU:C	1:R:209:ILE:H	2.08	0.57
1:X:227:LEU:C	1:X:227:LEU:HD12	2.24	0.57
1:J:56:ARG:HH11	1:J:56:ARG:HG2	1.70	0.57
1:B:75:THR:HG22	1:B:100:LEU:HD12	1.87	0.57
1:C:207:GLU:HA	1:C:207:GLU:OE1	2.04	0.57
1:E:216:VAL:HG12	1:E:285:LYS:HB2	1.87	0.57
1:F:42:ARG:HD2	1:F:44:ASP:OD1	2.05	0.57
1:G:72:VAL:HG11	1:G:144:LEU:CD2	2.35	0.57
1:C:196:ALA:HA	1:C:231:ILE:HD11	1.87	0.57
1:J:15:VAL:HG23	1:J:63:GLY:HA2	1.86	0.57
1:K:118:MET:HE3	1:L:271:GLY:HA3	1.86	0.57
1:J:162:ILE:HG23	1:J:163:GLY:N	2.20	0.57
1:W:53:ASN:HB3	1:W:167:TYR:OH	2.05	0.57
1:W:320:LYS:O	1:W:324:LEU:HD13	2.04	0.57
1:G:306:ILE:O	1:G:307:HIS:C	2.43	0.57
1:L:224:THR:HG23	1:L:225:SER:N	2.18	0.57
1:N:20:TRP:H	1:N:20:TRP:HD1	1.53	0.57
1:X:196:ALA:HB1	1:X:231:ILE:HG22	1.86	0.57
1:Q:133:LEU:O	1:Q:136:TYR:N	2.38	0.57
1:X:158:GLY:O	1:X:160:SER:N	2.35	0.57

*Continued on next page...*

*Continued from previous page...*

Atom-1	Atom-2	Interatomic distance (Å)	Clash overlap (Å)
1:H:103:ARG:HB3	1:H:133:LEU:HD21	1.86	0.57
1:X:25:GLN:O	1:X:39:TYR:HA	2.04	0.57
1:H:252:SER:O	1:H:253:PHE:HB2	2.05	0.57
1:H:74:ILE:HG22	1:H:75:THR:H	1.69	0.57
1:S:202:LEU:CD1	1:S:211:PRO:HG3	2.34	0.57
1:I:8:LEU:CD2	1:L:28:PRO:HB3	2.34	0.57
1:E:53:ASN:HB3	1:E:308:THR:HG22	1.87	0.57
1:H:85:PHE:CE1	1:H:114:LEU:HB3	2.40	0.57
1:G:123:ARG:NH1	1:G:140:ILE:HG21	2.20	0.57
1:V:219:PHE:CE2	1:V:248:LEU:HD23	2.40	0.57
1:B:14:ARG:NH1	1:B:169:ARG:CZ	2.68	0.57
1:U:221:GLU:O	1:U:223:MET:N	2.38	0.57
1:U:293:LEU:HB3	1:U:299:LEU:CD1	2.34	0.57
1:G:20:TRP:CD1	1:H:20:TRP:CZ3	2.92	0.57
1:D:41:LYS:HZ1	1:D:177:GLN:HE22	1.48	0.57
1:D:103:ARG:HG2	1:D:103:ARG:NH1	2.14	0.57
1:X:162:ILE:HD12	1:X:165:LEU:HD12	1.85	0.57
1:H:247:GLU:HB3	1:H:249:TYR:HE1	1.68	0.57
2:X:1241:5PA:O4P	2:X:1241:5PA:H4A2	2.03	0.57
1:L:72:VAL:HG23	1:L:97:ASP:HB3	1.87	0.57
1:W:22:THR:HB	1:W:42:ARG:O	2.05	0.57
1:D:306:ILE:HG22	1:D:308:THR:HG23	1.86	0.57
1:R:287:PHE:O	1:R:291:VAL:HG23	2.04	0.57
1:S:19:PRO:HB2	1:S:20:TRP:HE3	1.68	0.57
1:P:43:ASP:OD2	1:P:56:ARG:NE	2.37	0.57
1:J:9:LEU:HD21	1:J:165:LEU:HD22	1.86	0.57
1:A:218:ARG:HG3	1:A:255:GLU:HA	1.87	0.57
1:U:167:TYR:HA	1:U:170:ALA:CB	2.34	0.57
1:L:316:HIS:ND1	1:L:316:HIS:O	2.38	0.57
1:M:116:LYS:NZ	1:M:122:THR:CG2	2.68	0.57
1:J:214:ILE:HG21	1:J:286:ALA:HA	1.87	0.57
1:S:40:ILE:HD13	1:S:276:ILE:HD13	1.87	0.57
1:L:67:SER:N	3:L:1149:HOH:O	2.37	0.57
1:P:65:ALA:HB2	1:P:152:TYR:CD2	2.39	0.57
1:A:79:VAL:HG11	1:A:105:LYS:O	2.04	0.57
1:I:308:THR:O	2:I:1091:5PA:H2A2	2.05	0.56
1:C:229:ASN:ND2	1:C:232:LYS:HE2	2.20	0.56
1:G:266:ILE:HG21	1:G:284:GLY:O	2.05	0.56
1:V:222:VAL:CG1	1:V:223:MET:H	2.04	0.56
1:E:183:ASP:OD2	1:E:302:LYS:N	2.36	0.56
1:W:135:LYS:HE3	1:W:136:TYR:CE1	2.40	0.56

*Continued on next page...*

*Continued from previous page...*

Atom-1	Atom-2	Interatomic distance (Å)	Clash overlap (Å)
1:R:227:LEU:O	1:R:231:ILE:HG23	2.04	0.56
1:G:49:GLY:C	1:G:51:GLY:H	2.08	0.56
1:R:79:VAL:HG11	1:R:105:LYS:O	2.03	0.56
1:K:221:GLU:O	1:K:223:MET:N	2.35	0.56
1:S:142:GLU:O	1:S:146:ARG:HG2	2.05	0.56
1:P:255:GLU:HG2	1:P:258:LYS:HD2	1.86	0.56
1:E:41:LYS:NZ	1:E:177:GLN:HE22	2.00	0.56
1:F:202:LEU:HD12	1:F:211:PRO:HG3	1.87	0.56
1:B:142:GLU:HG3	1:B:146:ARG:HE	1.70	0.56
1:L:105:LYS:O	1:L:107:GLU:N	2.35	0.56
1:R:1:MET:HE3	1:R:172:GLY:HA3	1.86	0.56
1:R:5:ILE:HD11	1:R:205:LEU:CG	2.35	0.56
1:T:196:ALA:O	1:T:199:SER:HB2	2.05	0.56
1:I:179:GLU:O	1:I:179:GLU:HG2	2.04	0.56
1:I:236:GLU:HB2	3:I:1118:HOH:O	2.03	0.56
1:X:147:GLU:C	1:X:149:ARG:H	2.07	0.56
1:C:134:MET:CE	1:C:155:PRO:HA	2.35	0.56
1:W:145:LYS:HB3	1:W:151:PRO:CD	2.35	0.56
1:W:159:ALA:HB1	1:W:230:LEU:HD11	1.86	0.56
1:O:256:TYR:HE1	1:O:281:VAL:HG23	1.69	0.56
1:O:310:GLY:O	1:O:312:SER:N	2.38	0.56
1:R:214:ILE:HB	1:R:286:ALA:HA	1.85	0.56
1:I:113:LEU:HD22	1:I:117:ILE:CD1	2.34	0.56
1:D:41:LYS:CE	1:D:177:GLN:HE22	2.18	0.56
1:R:142:GLU:O	1:R:146:ARG:HG3	2.06	0.56
1:K:181:LYS:HE3	1:K:302:LYS:NZ	2.21	0.56
1:N:195:LEU:O	1:N:195:LEU:HD13	2.04	0.56
1:K:136:TYR:HA	1:K:139:GLU:CG	2.35	0.56
1:B:34:ILE:CD1	1:B:291:VAL:HA	2.35	0.56
1:C:308:THR:OG1	2:C:1031:5PA:N1	2.25	0.56
1:C:296:LYS:HD2	1:C:298:GLU:OE2	2.05	0.56
1:I:322:LEU:HD13	1:I:108:LEU:HD21	1.86	0.56
1:X:11:LYS:HG2	3:X:1265:HOH:O	2.04	0.56
1:X:261:GLY:N	1:X:324:LEU:HD23	2.20	0.56
1:U:311:ILE:HG23	1:U:312:SER:N	2.21	0.56
1:M:30:ILE:O	1:M:34:ILE:HG12	2.06	0.56
1:G:145:LYS:C	1:G:147:GLU:N	2.57	0.56
1:I:128:LYS:O	1:I:129:ASP:HB3	2.06	0.56
1:I:221:GLU:HG3	1:I:222:VAL:N	2.19	0.56
1:R:53:ASN:HB3	1:R:167:TYR:OH	2.05	0.56
1:K:89:LEU:HG	1:L:271:GLY:O	2.05	0.56

*Continued on next page...*

*Continued from previous page...*

Atom-1	Atom-2	Interatomic distance (Å)	Clash overlap (Å)
1:W:164:THR:HG23	1:W:197:GLY:CA	2.35	0.56
1:Q:308:THR:HB	2:Q:1171:5PA:N1	2.21	0.56
1:L:14:ARG:HD2	1:L:60:TYR:CZ	2.39	0.56
1:K:1:MET:CE	1:K:172:GLY:HA3	2.35	0.56
1:J:211:PRO:CB	1:J:246:PRO:HB3	2.28	0.56
1:W:259:ILE:O	1:W:324:LEU:HD21	2.04	0.56
1:T:22:THR:HG21	1:T:43:ASP:HA	1.86	0.56
1:Q:168:VAL:HG11	1:Q:238:LEU:HD11	1.85	0.56
1:Q:4:LYS:HE2	1:Q:204:ILE:O	2.05	0.56
1:L:244:VAL:O	1:L:245:ARG:O	2.23	0.56
1:X:267:ILE:C	1:X:269:LYS:H	2.09	0.56
1:M:15:VAL:CG1	1:M:17:LEU:HD13	2.33	0.56
1:X:181:LYS:H	1:X:181:LYS:CE	2.16	0.56
1:R:133:LEU:N	1:R:133:LEU:HD12	2.21	0.56
1:Q:77:GLY:O	1:Q:102:LEU:HA	2.04	0.56
1:I:214:ILE:HD11	1:I:251:TYR:HB2	1.86	0.56
1:T:263:VAL:HG22	1:T:285:LYS:HG2	1.87	0.56
1:B:268:ARG:NH1	1:B:325:LEU:HD12	2.20	0.56
1:E:260:THR:HB	1:E:262:GLU:OE2	2.05	0.56
1:K:12:PHE:CE2	1:K:237:LEU:HD13	2.41	0.56
1:E:221:GLU:C	1:E:223:MET:N	2.57	0.56
1:T:157:GLY:HA2	2:T:1201:5PA:C9	2.35	0.56
1:P:133:LEU:O	1:P:134:MET:C	2.44	0.56
1:M:50:ILE:HB	1:M:311:ILE:HG22	1.86	0.56
1:J:12:PHE:CE2	1:J:237:LEU:HD22	2.41	0.56
1:G:106:GLU:OE2	1:G:124:VAL:HB	2.05	0.56
1:A:25:GLN:HE21	1:A:42:ARG:HG3	1.69	0.56
1:I:77:GLY:O	1:I:102:LEU:HA	2.05	0.56
1:W:26:TYR:HB2	1:W:39:TYR:CE2	2.41	0.56
1:T:189:ALA:HB3	1:T:215:ALA:HA	1.85	0.56
1:A:118:MET:CE	1:B:271:GLY:HA3	2.35	0.56
1:X:238:LEU:N	1:X:238:LEU:HD23	2.19	0.56
1:V:18:ILE:HD11	1:V:56:ARG:HA	1.88	0.56
1:G:107:GLU:HB3	1:G:109:LYS:HG2	1.86	0.56
1:C:103:ARG:HH12	1:C:128:LYS:HZ2	1.51	0.56
1:C:132:GLU:C	1:C:134:MET:N	2.59	0.56
1:G:218:ARG:H	1:G:218:ARG:CD	2.17	0.56
1:A:201:GLY:O	1:A:205:LEU:HG	2.05	0.56
1:R:126:ASP:O	1:R:127:ALA:HB2	2.05	0.56
1:D:144:LEU:O	1:D:149:ARG:HB2	2.06	0.56
1:I:113:LEU:CD2	1:J:318:GLY:HA3	2.30	0.56

*Continued on next page...*



*Continued from previous page...*

Atom-1	Atom-2	Interatomic distance (Å)	Clash overlap (Å)
1:R:105:LYS:HG3	1:R:107:GLU:CG	2.28	0.56
1:R:113:LEU:O	1:R:113:LEU:HD23	2.05	0.56
1:R:261:GLY:N	1:R:262:GLU:OE1	2.38	0.56
1:P:54:LYS:N	3:P:1162:HOH:O	2.37	0.56
1:K:79:VAL:HG12	1:K:80:HIS:N	2.19	0.56
1:E:146:ARG:HG3	1:E:146:ARG:O	2.06	0.56
1:I:290:LEU:C	1:I:290:LEU:HD12	2.26	0.56
1:F:144:LEU:HD12	1:F:149:ARG:HD3	1.86	0.56
1:Q:66:LEU:C	1:Q:68:LYS:H	2.08	0.56
1:X:210:ARG:HD2	1:X:247:GLU:OE2	2.05	0.56
1:V:85:PHE:CZ	1:V:89:LEU:HD22	2.40	0.56
1:M:247:GLU:OE1	1:M:249:TYR:OH	2.23	0.56
1:F:195:LEU:O	1:F:198:LEU:HB3	2.05	0.56
1:I:171:VAL:HG21	1:I:201:GLY:O	2.05	0.56
1:F:60:TYR:HE1	1:F:169:ARG:HD2	1.70	0.56
1:G:271:GLY:O	1:H:89:LEU:HD11	2.04	0.56
1:L:241:LYS:HG3	1:L:242:VAL:N	2.20	0.56
1:V:40:ILE:HD11	1:V:307:HIS:HB2	1.87	0.56
1:F:65:ALA:HB2	1:F:152:TYR:CD2	2.40	0.56
1:S:261:GLY:HA2	1:S:324:LEU:HB3	1.86	0.56
1:S:231:ILE:O	1:S:235:ALA:HB2	2.05	0.56
1:B:78:ALA:N	1:B:81:SER:HB2	2.20	0.56
1:K:210:ARG:HD2	1:K:247:GLU:OE2	2.05	0.56
1:G:216:VAL:CG1	1:G:282:TYR:HA	2.31	0.56
1:F:79:VAL:HG13	1:F:80:HIS:N	2.21	0.56
1:D:219:PHE:HE2	1:D:248:LEU:HD23	1.70	0.56
1:W:126:ASP:C	1:W:128:LYS:N	2.58	0.56
1:M:165:LEU:HD22	1:M:238:LEU:HD21	1.86	0.56
1:V:167:TYR:CD2	1:V:194:THR:HG23	2.40	0.56
1:D:171:VAL:O	1:D:174:ILE:HB	2.05	0.56
1:P:58:LEU:HD21	1:P:86:VAL:HG12	1.86	0.56
1:Q:261:GLY:HA2	1:Q:324:LEU:HD23	1.88	0.56
1:X:29:ASN:HD22	1:X:273:ARG:HB3	1.70	0.56
1:E:202:LEU:CD2	1:E:209:ILE:HD12	2.34	0.56
1:C:34:ILE:HD12	1:C:294:ALA:CB	2.35	0.56
1:C:56:ARG:HD2	1:C:167:TYR:CZ	2.41	0.56
1:J:240:VAL:HG22	1:J:241:LYS:H	1.70	0.56
1:M:29:ASN:ND2	1:M:273:ARG:O	2.31	0.56
1:J:82:ASN:OD1	1:J:310:GLY:HA2	2.05	0.56
1:C:138:GLU:HA	1:C:138:GLU:OE1	2.04	0.56
1:A:11:LYS:O	1:A:13:PRO:HD3	2.06	0.56

*Continued on next page...*

*Continued from previous page...*

Atom-1	Atom-2	Interatomic distance (Å)	Clash overlap (Å)
1:D:126:ASP:HA	3:D:1059:HOH:O	2.04	0.56
1:R:61:LEU:HD22	1:R:154:ILE:HG23	1.87	0.56
1:G:99:ILE:HA	1:G:121:GLU:O	2.04	0.56
1:V:218:ARG:NH2	3:V:1258:HOH:O	2.38	0.56
1:A:54:LYS:HE3	2:A:1011:5PA:H91	1.86	0.56
1:K:17:LEU:HD22	1:K:59:GLU:HG2	1.87	0.56
1:R:225:SER:HA	1:R:228:ASP:OD2	2.05	0.56
1:G:41:LYS:HD3	1:G:174:ILE:HD11	1.87	0.56
1:A:210:ARG:HD2	1:A:247:GLU:OE2	2.06	0.56
1:B:222:VAL:HA	3:B:1054:HOH:O	2.04	0.56
1:T:34:ILE:HD11	1:T:291:VAL:HG22	1.88	0.56
1:H:112:TYR:O	1:H:115:ASP:HB2	2.05	0.56
1:T:187:VAL:HG21	1:T:194:THR:CG2	2.35	0.56
1:J:195:LEU:C	1:J:195:LEU:HD13	2.26	0.56
1:D:55:ILE:H	1:D:55:ILE:CD1	2.18	0.56
1:D:116:LYS:HZ3	1:D:122:THR:HB	1.71	0.56
1:G:229:ASN:ND2	3:G:1100:HOH:O	2.39	0.56
1:N:232:LYS:O	1:N:235:ALA:HB3	2.06	0.56
1:B:170:ALA:O	1:B:174:ILE:HG13	2.06	0.56
1:X:137:ALA:HA	1:X:140:ILE:HD12	1.87	0.56
1:O:165:LEU:HA	1:O:168:VAL:CG2	2.35	0.56
1:O:228:ASP:OD2	1:O:245:ARG:HD2	2.06	0.56
1:E:181:LYS:HG2	1:E:302:LYS:NZ	2.20	0.56
1:G:74:ILE:CG2	1:G:153:VAL:HG22	2.35	0.56
1:R:157:GLY:CA	2:R:1181:5PA:C9	2.83	0.56
1:H:181:LYS:HE2	1:H:181:LYS:N	2.09	0.56
1:N:130:SER:OG	1:N:132:GLU:OE2	2.19	0.56
1:X:79:VAL:N	1:X:103:ARG:O	2.39	0.56
1:E:131:PHE:HD1	1:E:132:GLU:N	2.04	0.56
1:H:79:VAL:HA	1:H:102:LEU:HB3	1.88	0.56
1:A:218:ARG:H	1:A:218:ARG:HD2	1.69	0.56
1:C:287:PHE:CD1	1:C:290:LEU:HD23	2.41	0.56
1:W:4:LYS:HE2	1:W:204:ILE:HG23	1.88	0.56
1:E:54:LYS:CE	2:E:1051:5PA:H91	2.36	0.56
1:Q:103:ARG:NH2	1:Q:130:SER:HA	2.21	0.56
1:K:126:ASP:C	1:K:128:LYS:H	2.09	0.56
1:H:62:LEU:HD13	1:H:94:LEU:HD11	1.87	0.56
1:R:26:TYR:O	1:R:28:PRO:HD3	2.05	0.56
1:I:54:LYS:NZ	2:I:1091:5PA:H4A2	2.21	0.56
1:I:129:ASP:CG	1:I:130:SER:N	2.58	0.56
1:P:269:LYS:HB3	1:P:273:ARG:NH1	2.20	0.56

*Continued on next page...*

*Continued from previous page...*

Atom-1	Atom-2	Interatomic distance (Å)	Clash overlap (Å)
1:W:290:LEU:HD12	1:W:290:LEU:O	2.06	0.56
1:G:252:SER:O	1:G:253:PHE:HB2	2.05	0.56
1:N:218:ARG:HH11	1:N:218:ARG:CB	2.16	0.56
1:O:40:ILE:HD11	1:O:307:HIS:CB	2.34	0.56
1:V:132:GLU:C	1:V:134:MET:H	2.08	0.56
1:J:219:PHE:O	1:J:222:VAL:CG1	2.54	0.56
1:I:71:ASP:OD2	1:I:71:ASP:N	2.39	0.56
1:J:253:PHE:O	1:J:258:LYS:HD3	2.05	0.56
1:I:117:ILE:HD11	1:J:318:GLY:HA2	1.88	0.56
1:A:146:ARG:O	1:A:147:GLU:HG3	2.06	0.56
1:I:85:PHE:CE1	1:I:114:LEU:HB3	2.41	0.56
1:R:133:LEU:HA	1:R:136:TYR:CD2	2.41	0.56
1:T:245:ARG:HB2	1:T:246:PRO:CD	2.36	0.56
1:W:62:LEU:HD13	1:W:94:LEU:HD12	1.88	0.56
1:C:61:LEU:HD23	1:C:162:ILE:HD11	1.87	0.56
1:C:17:LEU:O	1:C:19:PRO:HD3	2.05	0.56
1:X:218:ARG:HD3	1:X:222:VAL:HG13	1.88	0.56
1:O:143:GLU:HA	1:O:146:ARG:CZ	2.35	0.56
1:O:171:VAL:HG11	1:O:201:GLY:CA	2.28	0.56
1:O:262:GLU:O	1:O:265:GLN:N	2.27	0.56
1:E:188:ALA:HB2	1:E:286:ALA:CB	2.36	0.56
1:O:131:PHE:HD1	1:O:131:PHE:O	1.89	0.56
1:T:141:ALA:HB1	1:T:151:PRO:HG3	1.87	0.56
1:K:82:ASN:C	1:K:84:ALA:N	2.58	0.56
1:A:210:ARG:NH1	1:A:247:GLU:OE1	2.39	0.56
1:A:212:VAL:HG11	1:A:299:LEU:HD21	1.87	0.56
1:H:156:PRO:C	1:H:158:GLY:H	2.09	0.56
1:N:103:ARG:NH2	1:N:131:PHE:HA	2.17	0.56
1:H:299:LEU:HB3	1:H:303:ILE:CD1	2.35	0.56
1:X:39:TYR:N	1:X:39:TYR:CD1	2.74	0.56
1:M:210:ARG:NH2	1:M:299:LEU:HA	2.20	0.56
1:D:269:LYS:HB3	1:D:273:ARG:CZ	2.36	0.56
1:T:133:LEU:HA	3:T:1202:HOH:O	2.05	0.56
1:F:1:MET:HE2	1:F:5:ILE:HB	1.88	0.56
1:H:141:ALA:O	1:H:145:LYS:HB2	2.06	0.56
1:C:117:ILE:HG22	1:C:118:MET:CE	2.35	0.56
1:F:70:ALA:HA	1:F:150:LYS:O	2.06	0.56
1:L:215:ALA:O	1:L:217:GLY:N	2.38	0.56
1:K:195:LEU:CD1	1:K:213:GLY:HA3	2.36	0.56
1:T:132:GLU:C	1:T:134:MET:N	2.56	0.56
1:T:136:TYR:O	1:T:140:ILE:HG13	2.05	0.56

*Continued on next page...*

*Continued from previous page...*

Atom-1	Atom-2	Interatomic distance (Å)	Clash overlap (Å)
1:V:210:ARG:NH2	1:V:299:LEU:HA	2.21	0.56
1:A:290:LEU:HD11	1:A:303:ILE:HG21	1.87	0.56
1:Q:74:ILE:O	1:Q:75:THR:HB	2.04	0.56
1:A:322:LEU:HD21	1:B:116:LYS:CB	2.36	0.56
1:O:126:ASP:C	1:O:128:LYS:H	2.09	0.56
1:I:1:MET:HG3	1:I:6:PHE:HB2	1.87	0.56
1:L:84:ALA:HB1	1:L:100:LEU:HD23	1.88	0.56
1:T:196:ALA:HB1	1:T:231:ILE:HG22	1.88	0.56
1:R:39:TYR:CD1	1:R:182:PHE:HE2	2.24	0.56
1:D:292:ASP:OD1	1:D:292:ASP:O	2.24	0.56
1:B:99:ILE:HG23	1:B:121:GLU:OE2	2.06	0.56
1:V:73:VAL:N	1:V:97:ASP:O	2.36	0.56
1:V:34:ILE:HG23	1:V:294:ALA:HB1	1.88	0.56
1:L:48:LEU:HB3	1:L:55:ILE:HG12	1.88	0.56
1:G:165:LEU:CA	1:G:168:VAL:HG23	2.36	0.55
1:O:322:LEU:HD21	1:P:116:LYS:HB2	1.88	0.55
1:G:259:ILE:HD12	1:G:320:LYS:CG	2.35	0.55
1:W:164:THR:O	1:W:168:VAL:HG23	2.06	0.55
1:T:100:LEU:HB3	1:T:102:LEU:CD2	2.27	0.55
1:H:41:LYS:NZ	1:H:177:GLN:NE2	2.50	0.55
1:P:299:LEU:CB	1:P:303:ILE:HD11	2.28	0.55
1:W:318:GLY:O	1:W:320:LYS:N	2.39	0.55
1:L:125:TYR:N	1:L:125:TYR:CD1	2.73	0.55
1:I:253:PHE:CD2	1:I:260:THR:HG21	2.41	0.55
1:A:143:GLU:CG	1:A:144:LEU:N	2.69	0.55
1:M:218:ARG:NH1	1:M:256:TYR:HB3	2.20	0.55
1:K:80:HIS:CE1	1:K:317:TYR:HH	2.22	0.55
1:B:222:VAL:O	1:B:226:LYS:HB3	2.06	0.55
1:Q:160:SER:OG	1:Q:162:ILE:HG13	2.06	0.55
1:J:134:MET:O	1:J:138:GLU:HG2	2.07	0.55
1:B:268:ARG:O	1:B:272:THR:HG23	2.04	0.55
1:K:101:VAL:HG21	1:K:137:ALA:HB2	1.88	0.55
1:K:77:GLY:O	1:K:102:LEU:HA	2.05	0.55
1:K:101:VAL:HG12	1:K:133:LEU:HG	1.87	0.55
1:K:142:GLU:HA	1:K:145:LYS:HD2	1.88	0.55
1:H:186:VAL:HG21	1:H:290:LEU:CD2	2.36	0.55
1:P:207:GLU:O	1:P:209:ILE:N	2.39	0.55
1:X:20:TRP:CD1	1:X:20:TRP:N	2.72	0.55
1:S:218:ARG:O	1:S:220:GLY:N	2.38	0.55
1:M:228:ASP:OD1	1:M:245:ARG:HG2	2.06	0.55
1:N:106:GLU:HG3	1:N:124:VAL:HG21	1.88	0.55

*Continued on next page...*

*Continued from previous page...*

Atom-1	Atom-2	Interatomic distance (Å)	Clash overlap (Å)
1:H:80:HIS:O	1:H:80:HIS:CD2	2.59	0.55
1:E:76:VAL:HG12	1:E:101:VAL:HB	1.87	0.55
1:J:80:HIS:HB2	3:J:1105:HOH:O	2.05	0.55
1:X:66:LEU:HD23	1:X:96:LEU:HD21	1.87	0.55
1:W:210:ARG:HD2	1:W:247:GLU:OE2	2.05	0.55
1:L:258:LYS:HG2	3:L:1132:HOH:O	2.05	0.55
1:W:54:LYS:HZ1	1:W:157:GLY:HA2	1.71	0.55
1:W:221:GLU:HG3	1:W:222:VAL:N	2.21	0.55
1:R:196:ALA:HB1	1:R:231:ILE:HG22	1.87	0.55
1:P:183:ASP:O	1:P:210:ARG:HB2	2.06	0.55
1:I:113:LEU:CD2	1:I:117:ILE:HD11	2.35	0.55
1:A:222:VAL:N	3:A:1017:HOH:O	2.40	0.55
1:Q:134:MET:CE	1:Q:156:PRO:HD3	2.37	0.55
1:E:202:LEU:HD22	1:E:209:ILE:HB	1.88	0.55
1:Q:5:ILE:HD12	1:Q:172:GLY:CA	2.37	0.55
1:W:89:LEU:HD11	1:X:271:GLY:O	2.06	0.55
1:E:269:LYS:HG2	1:E:273:ARG:HH22	1.69	0.55
1:W:48:LEU:HB3	1:W:55:ILE:HG12	1.88	0.55
1:G:277:ILE:O	1:G:277:ILE:HG22	2.06	0.55
1:I:182:PHE:CD2	1:I:304:LEU:HB2	2.40	0.55
1:S:179:GLU:HB3	3:S:1226:HOH:O	2.06	0.55
1:O:85:PHE:O	1:O:86:VAL:C	2.45	0.55
1:F:103:ARG:CG	1:F:104:GLY:N	2.69	0.55
1:W:134:MET:CE	1:W:156:PRO:HD3	2.37	0.55
1:X:107:GLU:O	1:X:112:TYR:CD2	2.57	0.55
1:S:144:LEU:CD2	1:S:151:PRO:HB3	2.36	0.55
1:X:196:ALA:CB	1:X:231:ILE:HG22	2.37	0.55
1:E:103:ARG:NH1	1:E:128:LYS:HG2	2.21	0.55
1:Q:1:MET:HE3	1:Q:172:GLY:HA3	1.86	0.55
1:G:268:ARG:NH2	1:H:116:LYS:O	2.39	0.55
1:H:234:ALA:O	1:H:237:LEU:N	2.38	0.55
1:A:187:VAL:HG21	1:A:194:THR:CG2	2.36	0.55
1:V:18:ILE:CD1	1:V:56:ARG:HG2	2.35	0.55
1:U:262:GLU:OE1	1:U:262:GLU:N	2.40	0.55
1:S:287:PHE:O	1:S:290:LEU:HB3	2.06	0.55
1:Q:221:GLU:O	1:Q:224:THR:HG22	2.06	0.55
1:D:158:GLY:O	1:D:160:SER:N	2.33	0.55
1:G:234:ALA:O	1:G:238:LEU:HG	2.06	0.55
1:G:61:LEU:HD23	1:G:162:ILE:HD11	1.88	0.55
1:A:214:ILE:HD11	1:A:251:TYR:CB	2.37	0.55
1:J:218:ARG:CB	1:J:218:ARG:HH11	2.18	0.55

*Continued on next page...*

*Continued from previous page...*

Atom-1	Atom-2	Interatomic distance (Å)	Clash overlap (Å)
1:R:253:PHE:CZ	1:R:262:GLU:HB2	2.41	0.55
1:M:181:LYS:HG2	1:M:302:LYS:NZ	2.21	0.55
1:T:135:LYS:HG3	1:T:136:TYR:N	2.20	0.55
1:D:127:ALA:HB1	1:D:128:LYS:CE	2.36	0.55
1:K:271:GLY:O	1:L:89:LEU:HD11	2.06	0.55
1:K:42:ARG:HB3	1:K:45:LEU:HD12	1.88	0.55
1:X:162:ILE:CG2	1:X:163:GLY:N	2.69	0.55
1:X:82:ASN:HD21	1:X:111:ASN:HD21	1.52	0.55
1:O:92:LYS:HD2	1:P:272:THR:HG22	1.88	0.55
1:K:73:VAL:HG11	1:K:154:ILE:HD11	1.87	0.55
1:C:210:ARG:HH22	1:C:299:LEU:HA	1.71	0.55
1:C:298:GLU:O	1:C:299:LEU:HD23	2.06	0.55
1:I:210:ARG:HH22	1:I:298:GLU:C	2.09	0.55
1:B:112:TYR:CE1	1:B:122:THR:HG21	2.42	0.55
1:W:207:GLU:C	1:W:209:ILE:H	2.10	0.55
1:L:34:ILE:HG22	1:L:36:ALA:H	1.71	0.55
1:F:289:GLY:O	1:F:293:LEU:HB2	2.07	0.55
1:P:20:TRP:HD1	1:P:20:TRP:H	1.55	0.55
1:Q:202:LEU:CD1	1:Q:211:PRO:HG3	2.37	0.55
1:X:77:GLY:HA3	1:X:81:SER:CB	2.36	0.55
1:P:158:GLY:O	1:P:160:SER:N	2.38	0.55
1:X:229:ASN:O	1:X:233:GLU:HG3	2.06	0.55
1:D:180:VAL:HA	1:D:181:LYS:NZ	2.21	0.55
1:H:224:THR:O	1:H:227:LEU:HB3	2.07	0.55
1:P:144:LEU:HD11	1:P:149:ARG:CG	2.35	0.55
1:O:25:GLN:NE2	1:O:42:ARG:NE	2.53	0.55
1:U:279:ASP:O	1:U:284:GLY:N	2.39	0.55
1:L:219:PHE:CE1	1:L:250:ASP:HB2	2.42	0.55
1:M:140:ILE:HG23	1:M:143:GLU:OE2	2.07	0.55
1:M:72:VAL:HG11	1:M:144:LEU:CD2	2.37	0.55
1:W:14:ARG:HG3	1:W:59:GLU:HB3	1.88	0.55
1:O:214:ILE:HD13	1:O:286:ALA:CA	2.36	0.55
1:D:187:VAL:HG21	1:D:194:THR:CG2	2.37	0.55
1:K:218:ARG:H	1:K:218:ARG:HD2	1.71	0.55
1:T:132:GLU:C	1:T:134:MET:H	2.10	0.55
1:Q:232:LYS:NZ	1:T:319:ASP:OD2	2.40	0.55
1:K:82:ASN:HD22	1:K:111:ASN:ND2	2.03	0.55
1:K:187:VAL:O	1:K:188:ALA:O	2.25	0.55
1:K:312:SER:OG	1:L:315:PHE:CZ	2.59	0.55
1:L:54:LYS:O	1:L:58:LEU:HB2	2.07	0.55
1:Q:123:ARG:NH1	1:Q:140:ILE:CG2	2.70	0.55

*Continued on next page...*

*Continued from previous page...*

Atom-1	Atom-2	Interatomic distance (Å)	Clash overlap (Å)
1:G:270:VAL:HG21	1:G:287:PHE:CE2	2.41	0.55
1:R:274:GLU:HA	1:R:274:GLU:OE1	2.05	0.55
1:C:145:LYS:C	1:C:147:GLU:N	2.59	0.55
1:L:100:LEU:HD11	1:L:120:ILE:CG2	2.37	0.55
1:U:217:GLY:O	1:U:219:PHE:N	2.40	0.55
1:O:212:VAL:HG13	1:O:249:TYR:CE1	2.41	0.55
1:C:222:VAL:HG22	1:C:226:LYS:CD	2.25	0.55
1:W:229:ASN:HA	1:W:232:LYS:HD3	1.88	0.55
1:U:257:GLY:H	1:U:285:LYS:NZ	2.05	0.55
1:M:147:GLU:O	1:M:149:ARG:N	2.39	0.55
1:K:72:VAL:O	1:K:72:VAL:HG13	2.06	0.55
1:W:262:GLU:HB3	1:W:288:TYR:CE1	2.41	0.55
1:M:218:ARG:CG	1:M:255:GLU:HA	2.37	0.55
1:H:265:GLN:O	1:H:269:LYS:HG3	2.07	0.55
1:G:222:VAL:C	1:G:226:LYS:HB2	2.26	0.55
1:W:279:ASP:OD2	1:W:282:TYR:HD1	1.89	0.55
1:L:143:GLU:HA	1:L:146:ARG:CD	2.37	0.55
1:E:162:ILE:HD12	1:E:162:ILE:C	2.27	0.55
1:O:253:PHE:HD2	1:O:260:THR:HG21	1.71	0.55
1:V:34:ILE:CG2	1:V:294:ALA:HB1	2.37	0.55
1:P:67:SER:C	1:P:69:GLY:H	2.10	0.55
1:A:266:ILE:O	1:A:270:VAL:HG23	2.06	0.55
1:J:130:SER:OG	1:J:132:GLU:HG3	2.06	0.55
1:O:290:LEU:HD11	1:O:303:ILE:HG21	1.86	0.55
1:G:74:ILE:N	1:G:152:TYR:O	2.39	0.55
1:O:222:VAL:O	1:O:226:LYS:CB	2.55	0.55
1:X:103:ARG:HG3	1:X:104:GLY:N	2.22	0.55
1:O:26:TYR:HB2	1:O:39:TYR:HE2	1.69	0.55
1:W:116:LYS:NZ	1:W:122:THR:HB	2.21	0.55
1:Q:293:LEU:HB3	1:Q:298:GLU:O	2.06	0.55
1:A:186:VAL:HG12	1:A:212:VAL:HB	1.89	0.55
1:Q:134:MET:HG3	1:Q:138:GLU:OE2	2.06	0.55
1:N:103:ARG:NH2	1:N:133:LEU:HD21	2.22	0.55
1:V:1:MET:CE	1:V:5:ILE:HB	2.36	0.55
1:O:51:GLY:O	1:O:55:ILE:HD13	2.07	0.55
1:J:40:ILE:HG13	1:J:305:PHE:CD2	2.41	0.55
1:N:55:ILE:HD12	1:N:55:ILE:N	2.22	0.55
1:X:143:GLU:C	1:X:145:LYS:N	2.60	0.55
1:O:58:LEU:HD21	1:O:87:THR:CA	2.37	0.55
1:F:221:GLU:O	1:F:222:VAL:O	2.25	0.55
1:P:149:ARG:HG2	3:P:1181:HOH:O	2.06	0.55

*Continued on next page...*

*Continued from previous page...*

Atom-1	Atom-2	Interatomic distance (Å)	Clash overlap (Å)
1:V:103:ARG:NH2	1:V:131:PHE:CD2	2.75	0.55
1:D:34:ILE:HG21	1:D:294:ALA:CB	2.37	0.55
1:K:94:LEU:C	1:K:96:LEU:H	2.10	0.55
1:R:281:VAL:HG22	1:R:281:VAL:O	2.06	0.55
1:T:29:ASN:C	1:T:31:SER:N	2.59	0.55
1:B:219:PHE:HA	1:B:223:MET:CB	2.35	0.55
1:I:14:ARG:CG	1:I:59:GLU:HB3	2.34	0.55
1:C:39:TYR:O	1:C:304:LEU:HD23	2.07	0.55
1:C:41:LYS:HE3	1:C:43:ASP:OD1	2.06	0.55
1:R:54:LYS:HD2	1:R:83:HIS:HD2	1.71	0.55
1:L:232:LYS:HE3	1:L:236:GLU:OE2	2.07	0.55
1:V:8:LEU:HD12	1:V:204:ILE:HD13	1.89	0.55
1:D:196:ALA:HA	1:D:231:ILE:HG22	1.89	0.55
1:C:8:LEU:CD1	1:C:204:ILE:HG21	2.36	0.55
1:D:214:ILE:HG21	1:D:286:ALA:HA	1.88	0.55
1:C:207:GLU:C	1:C:209:ILE:H	2.10	0.55
1:R:62:LEU:HD13	1:R:94:LEU:HD12	1.89	0.55
1:E:208:ASP:OD2	1:X:146:ARG:NH1	2.40	0.55
1:O:192:GLY:O	1:O:196:ALA:HB2	2.07	0.55
1:W:73:VAL:N	1:W:97:ASP:O	2.35	0.55
1:U:145:LYS:HA	1:U:149:ARG:O	2.07	0.55
1:M:103:ARG:HB2	1:M:128:LYS:HB2	1.89	0.55
1:K:82:ASN:O	1:K:84:ALA:N	2.39	0.55
1:X:181:LYS:H	1:X:181:LYS:HE2	1.72	0.55
1:S:162:ILE:HG13	3:S:1196:HOH:O	2.05	0.55
1:I:251:TYR:CE2	1:I:289:GLY:HA2	2.42	0.55
1:X:167:TYR:HA	1:X:170:ALA:HB2	1.88	0.55
1:M:53:ASN:HB3	1:M:308:THR:HG22	1.88	0.55
1:C:116:LYS:CB	1:D:322:LEU:HD21	2.35	0.55
1:I:55:ILE:HD12	1:I:55:ILE:N	2.22	0.55
1:H:168:VAL:O	1:H:171:VAL:HG22	2.07	0.55
1:V:72:VAL:HB	1:V:97:ASP:HB2	1.89	0.55
1:P:64:ASP:O	1:P:67:SER:HB2	2.07	0.55
1:C:33:GLU:OE1	1:C:273:ARG:NH1	2.39	0.55
1:F:232:LYS:HE3	1:F:236:GLU:OE2	2.06	0.55
1:T:44:ASP:O	1:T:45:LEU:HD23	2.07	0.55
1:I:134:MET:HE1	1:I:156:PRO:HD3	1.89	0.55
1:C:131:PHE:C	1:C:133:LEU:N	2.59	0.55
1:J:128:LYS:HG2	1:J:130:SER:HG	1.69	0.55
1:F:224:THR:CG2	1:F:225:SER:N	2.70	0.55
1:Q:80:HIS:CE1	1:Q:256:TYR:HH	2.24	0.55

*Continued on next page...*



*Continued from previous page...*

Atom-1	Atom-2	Interatomic distance (Å)	Clash overlap (Å)
1:O:193:GLY:O	1:O:196:ALA:HB3	2.07	0.55
1:F:127:ALA:HB1	1:F:128:LYS:NZ	2.22	0.55
1:L:318:GLY:O	1:L:322:LEU:HG	2.06	0.55
1:W:217:GLY:O	1:W:219:PHE:N	2.40	0.55
1:T:164:THR:HG21	1:T:234:ALA:CB	2.37	0.55
1:U:211:PRO:HB2	1:U:246:PRO:HB3	1.88	0.55
1:R:195:LEU:CD1	1:R:246:PRO:HG3	2.32	0.55
1:R:251:TYR:CE2	1:R:289:GLY:HA2	2.42	0.55
1:H:56:ARG:HD2	1:H:167:TYR:CZ	2.40	0.55
1:P:84:ALA:HB1	1:P:102:LEU:HD21	1.89	0.55
1:M:219:PHE:HD2	1:M:219:PHE:C	2.10	0.55
1:P:322:LEU:C	1:P:324:LEU:H	2.11	0.55
1:O:14:ARG:HG3	1:O:15:VAL:N	2.21	0.55
1:C:112:TYR:O	1:C:115:ASP:HB2	2.07	0.55
1:U:259:ILE:HD11	1:U:317:TYR:HB3	1.89	0.55
1:C:182:PHE:CD2	1:C:304:LEU:HB2	2.40	0.55
1:Q:27:LEU:HB3	1:Q:274:GLU:OE2	2.06	0.55
1:U:80:HIS:HD2	1:U:80:HIS:H	1.55	0.55
1:R:26:TYR:HD1	1:R:39:TYR:CE2	2.25	0.55
1:W:266:ILE:CG2	1:W:267:ILE:N	2.70	0.55
1:D:290:LEU:HD21	1:D:303:ILE:HG21	1.89	0.55
1:R:14:ARG:HD3	1:R:169:ARG:NH1	2.22	0.55
1:R:33:GLU:O	1:R:35:GLY:N	2.40	0.55
1:O:4:LYS:HE3	1:O:204:ILE:HG23	1.89	0.54
1:F:221:GLU:O	1:F:225:SER:HB3	2.08	0.54
1:A:53:ASN:HB3	1:A:308:THR:HG22	1.88	0.54
1:J:15:VAL:HG11	1:J:94:LEU:CD1	2.25	0.54
1:O:321:LEU:HD12	1:P:117:ILE:HD13	1.89	0.54
1:I:147:GLU:HA	1:U:221:GLU:H	1.72	0.54
1:J:28:PRO:O	1:J:31:SER:HB2	2.07	0.54
1:I:320:LYS:O	1:I:324:LEU:HD13	2.07	0.54
1:P:159:ALA:HB2	1:P:191:SER:OG	2.07	0.54
1:H:103:ARG:NH2	1:H:131:PHE:H	2.01	0.54
1:O:198:LEU:C	1:O:198:LEU:HD23	2.27	0.54
1:C:43:ASP:OD2	1:C:56:ARG:NE	2.36	0.54
1:E:1:MET:HE1	1:E:172:GLY:HA3	1.88	0.54
1:B:2:HIS:CE1	1:B:3:PRO:HD2	2.42	0.54
1:X:89:LEU:HD13	1:X:118:MET:HG3	1.89	0.54
1:L:265:GLN:HB3	1:L:269:LYS:HE3	1.89	0.54
1:M:200:LEU:O	1:M:204:ILE:HG13	2.07	0.54
1:S:227:LEU:O	1:S:231:ILE:HG13	2.06	0.54

*Continued on next page...*

*Continued from previous page...*

Atom-1	Atom-2	Interatomic distance (Å)	Clash overlap (Å)
1:E:154:ILE:CG2	1:E:158:GLY:HA2	2.36	0.54
1:O:322:LEU:HD21	1:P:116:LYS:CB	2.37	0.54
1:O:1:MET:HE1	1:O:172:GLY:HA3	1.89	0.54
1:J:64:ASP:O	1:J:67:SER:HB2	2.07	0.54
1:W:164:THR:HG23	1:W:197:GLY:HA2	1.89	0.54
1:B:14:ARG:NE	1:B:59:GLU:OE1	2.37	0.54
1:B:14:ARG:HB3	1:B:60:TYR:CE2	2.42	0.54
1:G:134:MET:HE1	1:G:156:PRO:HD3	1.89	0.54
1:P:109:LYS:HA	1:P:113:LEU:CG	2.38	0.54
1:K:203:SER:OG	1:K:243:GLU:CB	2.51	0.54
1:S:221:GLU:O	1:S:223:MET:N	2.38	0.54
1:D:41:LYS:HZ3	1:D:177:GLN:HE22	1.50	0.54
1:M:181:LYS:N	1:M:181:LYS:HE2	2.22	0.54
2:L:1121:5PA:O4P	2:L:1121:5PA:C4A	2.49	0.54
1:T:127:ALA:O	1:T:128:LYS:C	2.45	0.54
1:Q:73:VAL:CG1	1:Q:154:ILE:HD11	2.36	0.54
1:I:30:ILE:HG12	1:I:274:GLU:HG3	1.89	0.54
1:D:112:TYR:CZ	1:D:116:LYS:HE3	2.42	0.54
1:L:30:ILE:HG22	1:L:38:VAL:HG11	1.88	0.54
1:A:169:ARG:NH2	3:A:1030:HOH:O	2.40	0.54
1:E:72:VAL:HG13	1:E:151:PRO:HA	1.89	0.54
1:V:109:LYS:HA	1:V:113:LEU:HB2	1.89	0.54
1:P:164:THR:C	1:P:166:GLY:N	2.59	0.54
1:G:62:LEU:C	1:G:64:ASP:N	2.61	0.54
1:K:253:PHE:HB3	1:K:260:THR:CG2	2.20	0.54
1:J:217:GLY:HA2	1:J:252:SER:HB3	1.88	0.54
1:W:41:LYS:NZ	1:W:177:GLN:HE22	2.05	0.54
1:P:121:GLU:OE2	1:P:123:ARG:NE	2.37	0.54
1:Q:171:VAL:HG23	1:Q:205:LEU:CD1	2.34	0.54
1:U:17:LEU:HB2	1:U:59:GLU:HG2	1.89	0.54
1:D:296:LYS:HB2	1:D:298:GLU:HG3	1.90	0.54
1:X:111:ASN:O	1:X:115:ASP:OD1	2.25	0.54
1:B:280:PRO:HG3	1:B:321:LEU:HD11	1.90	0.54
1:A:116:LYS:NZ	1:A:122:THR:HB	2.19	0.54
1:H:100:LEU:HD13	1:H:100:LEU:N	2.23	0.54
1:B:41:LYS:HB2	1:B:304:LEU:HD21	1.89	0.54
1:E:223:MET:C	1:E:225:SER:N	2.60	0.54
1:Q:22:THR:HB	1:Q:42:ARG:O	2.07	0.54
1:P:167:TYR:HA	1:P:170:ALA:CB	2.38	0.54
1:D:279:ASP:HB2	1:D:280:PRO:HD2	1.89	0.54
1:L:10:ALA:N	3:L:1142:HOH:O	2.39	0.54

*Continued on next page...*

*Continued from previous page...*

Atom-1	Atom-2	Interatomic distance (Å)	Clash overlap (Å)
1:B:159:ALA:HB2	1:B:191:SER:OG	2.07	0.54
1:R:78:ALA:HB1	1:R:80:HIS:CE1	2.42	0.54
1:I:126:ASP:C	1:I:128:LYS:N	2.59	0.54
1:G:218:ARG:H	1:G:218:ARG:HD2	1.72	0.54
1:O:232:LYS:HG3	1:O:233:GLU:N	2.21	0.54
1:F:66:LEU:HG	1:F:94:LEU:HD13	1.88	0.54
1:R:214:ILE:HG13	1:R:286:ALA:O	2.07	0.54
1:B:128:LYS:N	1:B:128:LYS:CD	2.70	0.54
1:R:112:TYR:CZ	1:R:116:LYS:HE2	2.42	0.54
1:Q:171:VAL:HG21	1:Q:201:GLY:C	2.28	0.54
1:O:41:LYS:CE	1:O:177:GLN:HE22	2.19	0.54
1:L:198:LEU:O	1:L:198:LEU:HD23	2.08	0.54
1:T:263:VAL:CG1	1:T:280:PRO:HA	2.38	0.54
1:N:103:ARG:HB3	1:N:133:LEU:HD11	1.89	0.54
1:V:180:VAL:HA	1:V:181:LYS:HE2	1.89	0.54
1:Q:146:ARG:O	1:Q:146:ARG:HG3	2.06	0.54
1:O:106:GLU:CD	1:O:124:VAL:HG21	2.28	0.54
1:C:320:LYS:HZ1	1:C:324:LEU:HD11	1.72	0.54
1:S:321:LEU:O	1:S:325:LEU:HD22	2.08	0.54
1:D:195:LEU:HD13	1:D:227:LEU:HD21	1.89	0.54
1:W:108:LEU:O	1:W:113:LEU:HG	2.08	0.54
1:G:31:SER:HA	1:G:36:ALA:O	2.08	0.54
1:D:135:LYS:HE3	1:D:139:GLU:OE2	2.08	0.54
1:G:142:GLU:OE1	1:G:145:LYS:CD	2.56	0.54
1:G:165:LEU:HA	1:G:168:VAL:HG21	1.88	0.54
1:G:56:ARG:CD	1:G:170:ALA:HB2	2.37	0.54
1:G:64:ASP:O	1:G:67:SER:N	2.38	0.54
1:O:25:GLN:NE2	1:O:42:ARG:CD	2.70	0.54
1:D:34:ILE:HG12	1:D:291:VAL:HG13	1.88	0.54
1:K:17:LEU:O	1:K:19:PRO:HD3	2.08	0.54
1:B:168:VAL:HG23	1:B:197:GLY:HA2	1.89	0.54
1:P:168:VAL:O	1:P:171:VAL:CG2	2.55	0.54
1:O:214:ILE:HD13	1:O:286:ALA:C	2.28	0.54
1:K:164:THR:O	1:K:168:VAL:HG23	2.07	0.54
1:J:247:GLU:CG	1:J:249:TYR:HE1	2.21	0.54
1:N:128:LYS:HG2	1:N:130:SER:OG	2.08	0.54
1:I:40:ILE:HG13	1:I:305:PHE:O	2.06	0.54
1:P:157:GLY:HA2	2:P:1161:5PA:C9	2.37	0.54
1:S:42:ARG:C	1:S:44:ASP:H	2.11	0.54
1:S:203:SER:OG	1:S:243:GLU:HB2	2.07	0.54
1:X:160:SER:OG	1:X:162:ILE:HG22	2.08	0.54

*Continued on next page...*

*Continued from previous page...*

Atom-1	Atom-2	Interatomic distance (Å)	Clash overlap (Å)
1:N:54:LYS:HD2	1:N:83:HIS:HD2	1.72	0.54
1:H:54:LYS:CE	2:H:1081:5PA:H91	2.36	0.54
1:H:216:VAL:C	1:H:252:SER:HB3	2.28	0.54
1:I:93:LYS:HE3	1:J:274:GLU:O	2.08	0.54
1:A:281:VAL:HG22	1:A:282:TYR:CE1	2.43	0.54
1:N:142:GLU:HA	1:N:142:GLU:OE1	2.08	0.54
1:V:31:SER:OG	1:V:38:VAL:HG12	2.07	0.54
1:F:76:VAL:HG12	1:F:101:VAL:HB	1.90	0.54
1:P:217:GLY:HA3	1:P:256:TYR:HB2	1.89	0.54
1:G:145:LYS:O	1:G:147:GLU:N	2.36	0.54
1:I:162:ILE:HG13	1:I:163:GLY:H	1.73	0.54
1:O:228:ASP:CG	1:O:245:ARG:HD2	2.28	0.54
1:V:142:GLU:OE2	1:V:145:LYS:HD2	2.07	0.54
1:K:62:LEU:O	1:K:66:LEU:HB2	2.08	0.54
1:R:41:LYS:HZ2	1:R:177:GLN:NE2	1.97	0.54
1:L:127:ALA:HB1	1:L:128:LYS:HD3	1.89	0.54
1:G:74:ILE:HG21	1:G:153:VAL:HG22	1.90	0.54
1:W:317:TYR:O	1:W:318:GLY:O	2.25	0.54
1:P:55:ILE:CD1	1:P:86:VAL:HG13	2.37	0.54
1:K:26:TYR:HB2	1:K:39:TYR:CE2	2.41	0.54
1:G:287:PHE:CD1	1:G:290:LEU:HD23	2.41	0.54
1:M:202:LEU:HD13	1:M:209:ILE:HB	1.89	0.54
1:T:17:LEU:CD2	1:T:59:GLU:HG2	2.36	0.54
1:L:144:LEU:CD1	1:L:149:ARG:HD3	2.37	0.54
1:V:180:VAL:HA	1:V:181:LYS:NZ	2.23	0.54
1:T:103:ARG:NH2	1:T:133:LEU:HD11	2.23	0.54
1:I:278:LEU:HD22	1:I:283:THR:HB	1.88	0.54
1:E:271:GLY:O	1:F:89:LEU:HD11	2.07	0.54
1:D:126:ASP:O	1:D:126:ASP:OD1	2.26	0.54
1:M:268:ARG:O	1:M:272:THR:OG1	2.21	0.54
1:D:1:MET:CE	1:D:5:ILE:HB	2.37	0.54
1:I:138:GLU:O	1:I:141:ALA:HB3	2.08	0.54
1:X:143:GLU:HA	1:X:146:ARG:HG3	1.90	0.54
1:X:144:LEU:HD21	1:X:151:PRO:HB3	1.89	0.54
1:G:143:GLU:HA	1:G:146:ARG:CZ	2.37	0.54
1:W:229:ASN:ND2	1:W:229:ASN:O	2.38	0.54
1:G:323:SER:C	1:G:325:LEU:H	2.12	0.54
1:O:306:ILE:O	1:O:308:THR:HG23	2.08	0.54
2:B:1021:5PA:O4P	2:B:1021:5PA:H4A2	2.06	0.54
1:M:125:TYR:OH	1:M:140:ILE:HD11	2.08	0.54
1:J:219:PHE:CD1	1:J:250:ASP:OD2	2.58	0.54

*Continued on next page...*

*Continued from previous page...*

Atom-1	Atom-2	Interatomic distance (Å)	Clash overlap (Å)
1:F:180:VAL:CG1	1:F:181:LYS:HE2	2.36	0.54
1:G:103:ARG:O	1:G:103:ARG:HG3	2.07	0.54
1:G:15:VAL:CG2	1:G:66:LEU:HD12	2.36	0.54
1:H:302:LYS:HE3	3:H:1093:HOH:O	2.08	0.54
1:J:264:ALA:HB1	1:J:325:LEU:CD2	2.38	0.54
1:R:316:HIS:HB3	1:R:317:TYR:CD1	2.43	0.54
1:U:135:LYS:O	1:U:139:GLU:HG2	2.08	0.54
1:X:267:ILE:O	1:X:269:LYS:N	2.41	0.54
1:B:270:VAL:HG21	1:B:278:LEU:CD1	2.38	0.54
1:T:39:TYR:OH	1:T:180:VAL:HG21	2.07	0.54
1:E:223:MET:O	1:E:225:SER:N	2.41	0.54
1:X:299:LEU:O	1:X:300:GLY:O	2.26	0.54
1:R:75:THR:OG1	1:R:83:HIS:CE1	2.58	0.54
1:H:74:ILE:HB	1:H:153:VAL:HA	1.88	0.54
1:V:105:LYS:HG3	1:V:107:GLU:HG3	1.90	0.54
1:T:112:TYR:CE1	1:T:122:THR:HG21	2.42	0.54
1:X:224:THR:HG23	1:X:225:SER:N	2.22	0.54
1:L:116:LYS:HA	3:L:1145:HOH:O	2.07	0.54
1:V:41:LYS:NZ	1:V:177:GLN:NE2	2.40	0.54
1:R:100:LEU:HD13	1:R:120:ILE:CG2	2.36	0.54
1:G:26:TYR:HE1	1:G:37:ASP:OD1	1.90	0.54
1:W:264:ALA:HB2	1:W:321:LEU:HD23	1.89	0.54
1:J:23:PRO:O	1:J:42:ARG:HG2	2.08	0.54
1:G:42:ARG:NH1	1:G:44:ASP:OD1	2.40	0.54
1:B:218:ARG:CD	1:B:222:VAL:HG11	2.35	0.54
1:U:162:ILE:HG13	1:U:163:GLY:N	2.23	0.54
1:Q:156:PRO:O	1:Q:159:ALA:HB2	2.08	0.54
1:Q:62:LEU:HD13	1:Q:94:LEU:HD12	1.88	0.54
1:E:210:ARG:NH1	1:E:247:GLU:OE1	2.41	0.54
1:M:65:ALA:HB2	1:M:152:TYR:CD2	2.42	0.54
1:L:74:ILE:CG2	1:L:137:ALA:HB1	2.37	0.54
1:O:221:GLU:OE1	1:O:221:GLU:HA	2.08	0.54
1:N:182:PHE:CE1	1:N:304:LEU:HG	2.42	0.54
1:P:43:ASP:OD1	1:P:56:ARG:NH2	2.38	0.54
1:V:160:SER:OG	1:V:162:ILE:HG22	2.07	0.54
1:S:218:ARG:HE	1:S:255:GLU:HB2	1.70	0.54
1:I:53:ASN:HD22	1:I:57:LYS:NZ	2.05	0.54
1:O:19:PRO:HD2	1:O:20:TRP:CE3	2.42	0.54
1:R:25:GLN:NE2	1:R:42:ARG:HD3	2.22	0.54
1:V:34:ILE:HG23	1:V:294:ALA:CB	2.38	0.54
1:S:34:ILE:HD12	1:S:294:ALA:CB	2.38	0.54

*Continued on next page...*

*Continued from previous page...*

Atom-1	Atom-2	Interatomic distance (Å)	Clash overlap (Å)
1:U:243:GLU:O	1:U:244:VAL:HG23	2.08	0.54
1:V:164:THR:HG21	1:V:234:ALA:CB	2.38	0.54
1:G:149:ARG:CD	1:I:221:GLU:HB3	2.38	0.54
1:C:214:ILE:CD1	1:C:251:TYR:HB2	2.34	0.54
1:O:162:ILE:O	1:O:165:LEU:HD12	2.08	0.54
1:N:218:ARG:O	1:N:219:PHE:HB2	2.07	0.54
1:W:133:LEU:HG	1:W:133:LEU:O	2.07	0.54
1:I:125:TYR:C	1:I:127:ALA:H	2.10	0.54
1:R:214:ILE:CB	1:R:286:ALA:HA	2.38	0.54
1:M:61:LEU:CD2	1:M:162:ILE:HD11	2.38	0.54
1:Q:200:LEU:CD2	1:Q:204:ILE:HD11	2.33	0.54
1:P:186:VAL:HG12	1:P:187:VAL:N	2.22	0.54
1:X:265:GLN:HG3	1:X:269:LYS:HE3	1.89	0.54
1:S:42:ARG:CB	1:S:45:LEU:HD12	2.38	0.54
1:O:9:LEU:HD13	1:O:169:ARG:NH1	2.22	0.54
1:X:167:TYR:HA	1:X:170:ALA:CB	2.37	0.54
1:U:5:ILE:HD12	1:U:172:GLY:CA	2.38	0.54
1:D:112:TYR:CE1	1:D:122:THR:HG21	2.41	0.54
1:H:268:ARG:NH1	1:H:325:LEU:HB3	2.22	0.54
1:A:14:ARG:HG3	1:A:59:GLU:HB3	1.90	0.54
1:Q:219:PHE:CE2	1:Q:248:LEU:HD23	2.43	0.54
1:U:64:ASP:OD2	1:U:68:LYS:HG3	2.08	0.54
1:K:44:ASP:HB3	1:K:307:HIS:CE1	2.42	0.54
1:U:204:ILE:HD11	1:U:240:VAL:HG11	1.88	0.54
1:M:287:PHE:O	1:M:291:VAL:HG23	2.08	0.54
1:O:134:MET:CE	1:O:156:PRO:HD3	2.37	0.54
1:D:213:GLY:O	1:D:248:LEU:HA	2.08	0.54
1:W:136:TYR:O	1:W:139:GLU:CG	2.55	0.54
1:R:82:ASN:ND2	1:R:111:ASN:ND2	2.56	0.54
1:K:72:VAL:O	1:K:151:PRO:HA	2.07	0.54
1:R:116:LYS:O	1:R:119:GLY:N	2.35	0.54
1:K:195:LEU:CD1	1:K:248:LEU:HD13	2.38	0.54
1:I:11:LYS:HE3	1:I:12:PHE:HE1	1.73	0.54
1:T:270:VAL:O	1:T:274:GLU:HB2	2.08	0.54
1:L:42:ARG:HB3	1:L:42:ARG:NH1	2.23	0.54
1:M:216:VAL:O	1:M:252:SER:HA	2.08	0.54
1:D:103:ARG:HB3	1:D:133:LEU:HD21	1.88	0.54
1:K:312:SER:HG	1:L:315:PHE:HZ	1.51	0.54
1:S:134:MET:CE	1:S:155:PRO:HA	2.35	0.54
1:G:274:GLU:OE1	1:H:93:LYS:NZ	2.41	0.54
1:X:278:LEU:HB3	1:X:283:THR:OG1	2.07	0.54

*Continued on next page...*

*Continued from previous page...*

Atom-1	Atom-2	Interatomic distance (Å)	Clash overlap (Å)
1:K:142:GLU:HA	1:K:145:LYS:CD	2.37	0.54
1:T:205:LEU:HB3	1:T:207:GLU:HG2	1.90	0.54
1:M:214:ILE:CD1	1:M:286:ALA:HA	2.38	0.54
1:J:240:VAL:CG2	1:J:241:LYS:H	2.21	0.54
1:H:136:TYR:O	1:H:140:ILE:HG13	2.09	0.54
1:A:34:ILE:CG2	1:A:291:VAL:HG13	2.37	0.54
1:M:25:GLN:HE21	1:M:42:ARG:CG	2.20	0.54
1:Q:218:ARG:CD	1:Q:218:ARG:H	2.21	0.53
1:B:167:TYR:O	1:B:171:VAL:HG13	2.08	0.53
1:L:103:ARG:NE	1:L:133:LEU:HD11	2.23	0.53
1:J:224:THR:HG23	1:J:225:SER:H	1.73	0.53
1:W:217:GLY:HA2	1:W:256:TYR:CB	2.28	0.53
1:W:71:ASP:OD2	1:W:150:LYS:N	2.41	0.53
1:D:147:GLU:O	1:D:149:ARG:N	2.33	0.53
1:R:308:THR:OG1	2:R:1181:5PA:N1	2.37	0.53
1:W:78:ALA:HB3	1:W:80:HIS:CD2	2.43	0.53
1:I:25:GLN:NE2	1:I:42:ARG:NE	2.55	0.53
1:M:227:LEU:O	1:M:231:ILE:HG13	2.08	0.53
1:A:243:GLU:HG3	1:A:244:VAL:N	2.23	0.53
1:T:133:LEU:H	1:T:133:LEU:HD13	1.73	0.53
1:I:1:MET:N	1:I:176:THR:HG21	2.23	0.53
1:A:183:ASP:OD2	1:A:301:GLU:N	2.38	0.53
1:N:159:ALA:HB3	3:N:1179:HOH:O	2.08	0.53
1:O:195:LEU:HD22	1:O:227:LEU:HD21	1.89	0.53
1:P:266:ILE:CG2	1:P:267:ILE:N	2.71	0.53
1:E:181:LYS:H	1:E:181:LYS:CE	2.09	0.53
1:L:135:LYS:HA	1:L:138:GLU:CG	2.38	0.53
1:F:53:ASN:HB3	1:F:308:THR:CG2	2.36	0.53
1:F:15:VAL:HG21	1:F:94:LEU:HD11	1.89	0.53
1:M:181:LYS:CE	1:M:302:LYS:NZ	2.70	0.53
1:B:82:ASN:ND2	1:B:111:ASN:ND2	2.55	0.53
1:S:117:ILE:CG1	1:T:322:LEU:HD21	2.38	0.53
1:R:76:VAL:CG2	1:R:156:PRO:HG3	2.39	0.53
1:Q:75:THR:HG22	1:Q:100:LEU:HD12	1.90	0.53
1:N:243:GLU:CA	1:N:243:GLU:OE2	2.55	0.53
1:F:144:LEU:O	1:F:149:ARG:HB2	2.08	0.53
1:J:135:LYS:HG3	1:J:136:TYR:H	1.73	0.53
1:H:248:LEU:HD12	1:H:249:TYR:H	1.73	0.53
1:O:103:ARG:HB2	1:O:128:LYS:HA	1.90	0.53
1:L:251:TYR:OH	1:L:293:LEU:HD13	2.08	0.53
1:E:320:LYS:HE3	1:E:324:LEU:HD11	1.91	0.53

*Continued on next page...*

*Continued from previous page...*

Atom-1	Atom-2	Interatomic distance (Å)	Clash overlap (Å)
1:B:134:MET:CE	1:B:134:MET:HA	2.39	0.53
1:I:171:VAL:HG21	1:I:201:GLY:CA	2.39	0.53
1:F:111:ASN:ND2	1:F:312:SER:HB2	2.23	0.53
1:L:262:GLU:HB3	1:L:288:TYR:CE1	2.43	0.53
1:N:258:LYS:HA	3:N:1176:HOH:O	2.08	0.53
2:W:1231:5PA:H4A2	2:W:1231:5PA:O4P	2.07	0.53
1:W:142:GLU:HA	1:W:145:LYS:HG2	1.90	0.53
1:P:1:MET:HE2	1:P:2:HIS:H	1.74	0.53
1:F:181:LYS:HG2	1:F:181:LYS:O	2.06	0.53
1:G:14:ARG:HG2	1:G:15:VAL:H	1.72	0.53
1:W:82:ASN:HD22	1:W:111:ASN:HD21	1.51	0.53
1:I:260:THR:OG1	1:I:263:VAL:HG23	2.09	0.53
1:U:72:VAL:O	1:U:72:VAL:HG13	2.09	0.53
1:P:302:LYS:NZ	3:P:1163:HOH:O	2.40	0.53
1:M:77:GLY:O	1:M:102:LEU:HA	2.09	0.53
1:T:134:MET:HE3	1:T:137:ALA:CB	2.38	0.53
1:Q:31:SER:OG	1:Q:38:VAL:N	2.35	0.53
1:X:196:ALA:O	1:X:199:SER:N	2.41	0.53
1:J:147:GLU:C	1:J:149:ARG:H	2.12	0.53
1:E:213:GLY:N	1:E:247:GLU:O	2.41	0.53
1:K:133:LEU:HD12	1:K:136:TYR:CD2	2.42	0.53
1:C:260:THR:C	1:C:324:LEU:HD23	2.27	0.53
1:I:210:ARG:NH2	1:I:298:GLU:O	2.37	0.53
1:U:270:VAL:O	1:U:274:GLU:N	2.42	0.53
1:X:187:VAL:HG21	1:X:194:THR:CG2	2.37	0.53
1:F:17:LEU:HB2	1:F:59:GLU:HG2	1.91	0.53
1:C:15:VAL:HG12	1:C:17:LEU:HD13	1.89	0.53
1:O:231:ILE:HG22	1:O:231:ILE:O	2.07	0.53
1:B:5:ILE:HD11	1:B:205:LEU:HG	1.90	0.53
1:W:214:ILE:CG1	1:W:251:TYR:HB2	2.39	0.53
1:O:27:LEU:HB2	1:O:38:VAL:HG13	1.89	0.53
1:A:171:VAL:HG21	1:A:201:GLY:C	2.29	0.53
1:R:92:LYS:HE3	1:R:119:GLY:O	2.07	0.53
1:R:76:VAL:HG23	1:R:77:GLY:N	2.22	0.53
1:T:40:ILE:HD13	1:T:276:ILE:HD13	1.90	0.53
1:C:141:ALA:O	1:C:144:LEU:HB2	2.08	0.53
1:U:1:MET:HE1	1:U:172:GLY:HA3	1.91	0.53
1:C:42:ARG:NH2	1:D:47:GLY:O	2.41	0.53
1:C:61:LEU:HD23	1:C:162:ILE:CD1	2.37	0.53
1:L:143:GLU:O	1:L:146:ARG:N	2.41	0.53
1:B:85:PHE:CZ	1:B:89:LEU:HD22	2.43	0.53

*Continued on next page...*



*Continued from previous page...*

Atom-1	Atom-2	Interatomic distance (Å)	Clash overlap (Å)
1:J:196:ALA:CB	1:J:230:LEU:HD13	2.38	0.53
1:P:26:TYR:HB3	1:S:7:ALA:HB3	1.90	0.53
1:L:192:GLY:HA3	3:L:1148:HOH:O	2.09	0.53
1:X:145:LYS:C	1:X:147:GLU:N	2.61	0.53
1:I:54:LYS:HE3	2:I:1091:5PA:C9	2.37	0.53
1:C:230:LEU:C	1:C:230:LEU:HD23	2.29	0.53
1:O:136:TYR:C	1:O:138:GLU:H	2.11	0.53
1:O:4:LYS:CE	1:O:204:ILE:CG2	2.87	0.53
1:M:134:MET:O	1:M:138:GLU:HG2	2.07	0.53
1:P:27:LEU:HD13	1:P:274:GLU:CG	2.23	0.53
1:B:190:GLY:N	2:B:1021:5PA:O3P	2.38	0.53
1:Q:187:VAL:HG21	1:Q:194:THR:CG2	2.38	0.53
1:H:22:THR:N	3:H:1095:HOH:O	2.41	0.53
1:J:260:THR:OG1	1:J:263:VAL:HG23	2.08	0.53
1:I:164:THR:HG23	1:I:197:GLY:CA	2.39	0.53
1:O:108:LEU:HD12	1:O:113:LEU:HA	1.89	0.53
1:I:293:LEU:O	1:I:297:GLY:N	2.42	0.53
1:G:79:VAL:O	1:G:112:TYR:HB2	2.07	0.53
1:X:167:TYR:O	1:X:170:ALA:HB3	2.09	0.53
1:M:179:GLU:CG	1:M:179:GLU:O	2.55	0.53
1:O:78:ALA:O	1:O:81:SER:HB3	2.08	0.53
1:P:128:LYS:C	1:P:130:SER:H	2.11	0.53
1:E:78:ALA:O	1:E:102:LEU:HD22	2.09	0.53
1:F:198:LEU:CD1	1:F:211:PRO:HB3	2.37	0.53
1:C:287:PHE:CE1	1:C:290:LEU:HD23	2.44	0.53
1:L:2:HIS:CE1	1:L:4:LYS:H	2.27	0.53
1:R:72:VAL:HG21	1:R:144:LEU:HD21	1.91	0.53
1:P:25:GLN:NE2	1:P:42:ARG:NE	2.56	0.53
1:O:253:PHE:CD2	1:O:260:THR:HG21	2.44	0.53
1:I:78:ALA:O	1:I:81:SER:HB3	2.08	0.53
1:E:67:SER:O	1:U:67:SER:HB2	2.09	0.53
1:S:164:THR:HG23	1:S:197:GLY:HA2	1.89	0.53
1:G:192:GLY:N	2:G:1071:5PA:O1P	2.38	0.53
1:J:54:LYS:C	1:J:58:LEU:HD23	2.29	0.53
1:K:115:ASP:CB	1:K:120:ILE:HB	2.28	0.53
1:W:12:PHE:CZ	1:W:238:LEU:HD23	2.44	0.53
1:S:214:ILE:HD11	1:S:251:TYR:HB2	1.90	0.53
1:F:58:LEU:O	1:F:62:LEU:HB2	2.08	0.53
1:F:181:LYS:CE	1:F:302:LYS:HZ2	2.19	0.53
1:U:202:LEU:HD12	1:U:211:PRO:HG3	1.91	0.53
1:G:20:TRP:CE2	1:H:23:PRO:HG3	2.44	0.53

*Continued on next page...*

*Continued from previous page...*

Atom-1	Atom-2	Interatomic distance (Å)	Clash overlap (Å)
1:B:136:TYR:O	1:B:140:ILE:HG13	2.08	0.53
1:L:191:SER:N	2:L:1121:5PA:O1P	2.42	0.53
1:Q:233:GLU:O	1:Q:236:GLU:N	2.39	0.53
1:E:55:ILE:HD12	1:E:86:VAL:HG11	1.87	0.53
1:I:27:LEU:HD12	1:I:38:VAL:HG13	1.91	0.53
1:M:209:ILE:O	1:M:211:PRO:HD3	2.08	0.53
1:X:75:THR:HB	1:X:154:ILE:HB	1.89	0.53
1:H:299:LEU:HB3	1:H:303:ILE:HG12	1.91	0.53
1:B:34:ILE:HD11	1:B:291:VAL:HA	1.91	0.53
1:B:180:VAL:HA	1:B:181:LYS:HE2	1.89	0.53
1:P:101:VAL:HG12	1:P:101:VAL:O	2.08	0.53
1:P:80:HIS:O	1:P:111:ASN:ND2	2.32	0.53
1:L:218:ARG:HE	1:L:222:VAL:HG11	1.74	0.53
1:G:195:LEU:HD21	1:G:246:PRO:HB2	1.90	0.53
1:K:233:GLU:OE2	1:U:323:SER:CB	2.57	0.53
1:W:243:GLU:HG3	1:W:244:VAL:N	2.24	0.53
1:R:25:GLN:HE22	1:R:42:ARG:NE	2.07	0.53
1:S:259:ILE:HG22	1:S:324:LEU:HD21	1.91	0.53
1:V:31:SER:HB3	1:V:36:ALA:O	2.09	0.53
1:I:61:LEU:HD23	1:I:162:ILE:CD1	2.37	0.53
1:W:188:ALA:HB2	1:W:286:ALA:CB	2.39	0.53
1:L:103:ARG:HA	1:L:124:VAL:CG1	2.33	0.53
1:W:145:LYS:HB3	1:W:151:PRO:HD3	1.90	0.53
1:B:127:ALA:HB1	1:B:128:LYS:NZ	2.24	0.53
1:D:22:THR:O	1:D:41:LYS:NZ	2.42	0.53
1:I:12:PHE:CZ	1:I:237:LEU:O	2.61	0.53
1:U:72:VAL:HG11	1:U:144:LEU:CD2	2.38	0.53
1:B:25:GLN:HE21	1:B:42:ARG:HE	1.50	0.53
1:Q:259:ILE:HD11	1:Q:317:TYR:CB	2.39	0.53
1:T:82:ASN:ND2	1:T:111:ASN:ND2	2.52	0.53
1:S:200:LEU:O	1:S:203:SER:HB3	2.09	0.53
1:X:56:ARG:HD2	1:X:167:TYR:CZ	2.43	0.53
1:M:76:VAL:HG12	1:M:101:VAL:O	2.07	0.53
1:U:318:GLY:O	1:U:319:ASP:C	2.46	0.53
1:N:15:VAL:CG2	1:N:66:LEU:HD12	2.39	0.53
1:H:123:ARG:O	1:H:125:TYR:HD1	1.92	0.53
1:C:290:LEU:HD12	1:C:290:LEU:O	2.09	0.53
1:P:25:GLN:HE21	1:P:42:ARG:CD	2.22	0.53
1:K:103:ARG:O	1:K:103:ARG:HG3	2.09	0.53
1:H:1:MET:HE1	1:H:172:GLY:HA3	1.90	0.53
1:G:107:GLU:HA	3:G:1096:HOH:O	2.08	0.53

*Continued on next page...*

*Continued from previous page...*

Atom-1	Atom-2	Interatomic distance (Å)	Clash overlap (Å)
1:A:66:LEU:O	1:A:68:LYS:N	2.41	0.53
1:J:167:TYR:HA	1:J:170:ALA:CB	2.38	0.53
1:M:315:PHE:CE2	1:N:114:LEU:HD21	2.43	0.53
1:G:179:GLU:HG2	1:G:179:GLU:O	2.09	0.53
1:F:266:ILE:O	1:F:270:VAL:HG23	2.09	0.53
1:Q:7:ALA:C	1:Q:9:LEU:H	2.12	0.53
1:I:83:HIS:CD2	1:I:157:GLY:H	2.27	0.53
1:C:102:LEU:HD23	1:C:102:LEU:N	2.23	0.53
1:X:219:PHE:CD1	1:X:250:ASP:HB2	2.44	0.53
1:W:251:TYR:CE2	1:W:289:GLY:HA2	2.44	0.53
1:W:1:MET:HA	1:W:1:MET:CE	2.38	0.53
1:O:40:ILE:HG13	1:O:305:PHE:HD2	1.74	0.53
1:J:66:LEU:CD1	1:J:94:LEU:HD13	2.37	0.53
1:V:138:GLU:O	1:V:139:GLU:C	2.46	0.53
1:R:128:LYS:HG2	1:R:128:LYS:O	2.09	0.53
1:Q:214:ILE:CG1	1:Q:251:TYR:HB2	2.39	0.53
1:W:167:TYR:C	1:W:169:ARG:N	2.60	0.53
1:U:221:GLU:CA	1:U:221:GLU:OE1	2.57	0.53
1:M:162:ILE:HA	1:M:165:LEU:HG	1.91	0.53
1:G:25:GLN:NE2	1:G:42:ARG:HE	2.06	0.53
1:M:219:PHE:CD2	1:M:219:PHE:C	2.82	0.53
1:F:142:GLU:O	1:F:145:LYS:N	2.40	0.53
1:B:202:LEU:CD2	1:B:209:ILE:HB	2.38	0.53
1:E:219:PHE:CZ	1:E:224:THR:HB	2.44	0.53
1:N:136:TYR:O	1:N:140:ILE:HG13	2.09	0.53
1:A:27:LEU:HB2	1:A:38:VAL:HG13	1.90	0.53
1:I:48:LEU:C	1:I:48:LEU:HD23	2.29	0.53
1:M:43:ASP:O	1:M:46:THR:HG23	2.08	0.53
1:Q:243:GLU:O	1:Q:244:VAL:CG2	2.57	0.53
1:L:320:LYS:O	1:L:320:LYS:HD2	2.09	0.53
1:A:124:VAL:O	1:A:124:VAL:HG12	2.08	0.53
1:A:82:ASN:ND2	1:A:111:ASN:HD21	2.07	0.53
1:L:65:ALA:HB2	1:L:152:TYR:CD2	2.43	0.53
1:S:311:ILE:HG13	1:S:315:PHE:HE1	1.73	0.53
1:I:54:LYS:HZ3	2:I:1091:5PA:H4A2	1.73	0.53
1:X:217:GLY:O	1:X:218:ARG:O	2.26	0.53
1:I:181:LYS:O	1:I:302:LYS:NZ	2.40	0.53
1:G:167:TYR:HA	1:G:170:ALA:CB	2.37	0.53
1:O:83:HIS:ND1	1:O:157:GLY:HA2	2.24	0.53
1:O:5:ILE:CD1	1:O:171:VAL:HG23	2.39	0.53
1:V:135:LYS:CG	1:V:136:TYR:N	2.70	0.53

*Continued on next page...*

*Continued from previous page...*

Atom-1	Atom-2	Interatomic distance (Å)	Clash overlap (Å)
1:E:251:TYR:OH	1:E:293:LEU:HD13	2.09	0.53
1:N:82:ASN:ND2	1:N:111:ASN:ND2	2.42	0.53
1:U:214:ILE:CD1	1:U:289:GLY:HA3	2.38	0.53
1:Q:264:ALA:O	1:Q:325:LEU:CD2	2.51	0.53
1:Q:268:ARG:O	1:Q:272:THR:OG1	2.23	0.53
1:M:197:GLY:O	1:M:198:LEU:C	2.46	0.53
1:K:84:ALA:C	1:K:100:LEU:HD21	2.28	0.53
1:S:42:ARG:HB3	1:S:45:LEU:CD1	2.37	0.53
1:B:214:ILE:HG21	1:B:286:ALA:HA	1.91	0.53
1:R:134:MET:CE	1:R:155:PRO:HA	2.39	0.53
1:I:82:ASN:ND2	1:I:111:ASN:ND2	2.51	0.53
1:J:145:LYS:C	1:J:147:GLU:H	2.12	0.53
1:K:136:TYR:O	1:K:140:ILE:N	2.36	0.53
1:X:211:PRO:CG	1:X:246:PRO:HB3	2.38	0.53
1:X:245:ARG:HG2	1:X:246:PRO:N	2.23	0.53
1:C:72:VAL:HG11	1:C:144:LEU:HD23	1.91	0.53
1:V:14:ARG:HG2	1:V:14:ARG:NH1	2.23	0.53
1:S:130:SER:O	1:S:132:GLU:N	2.41	0.53
1:R:192:GLY:O	1:R:193:GLY:C	2.46	0.53
1:A:318:GLY:O	1:B:113:LEU:HD21	2.07	0.53
1:T:259:ILE:CD1	1:T:317:TYR:HB3	2.39	0.53
1:L:106:GLU:HG2	1:L:106:GLU:O	2.09	0.53
1:V:252:SER:O	1:V:253:PHE:HB2	2.09	0.53
1:C:125:TYR:C	1:C:127:ALA:N	2.61	0.53
1:O:199:SER:OG	1:O:246:PRO:HB3	2.08	0.53
1:F:128:LYS:C	1:F:130:SER:N	2.59	0.53
1:M:145:LYS:C	1:M:147:GLU:N	2.62	0.53
1:W:125:TYR:C	1:W:127:ALA:N	2.61	0.53
1:W:162:ILE:O	1:W:165:LEU:N	2.30	0.53
1:R:157:GLY:HA2	2:R:1181:5PA:C9	2.35	0.53
1:R:281:VAL:HG13	1:R:282:TYR:CD1	2.44	0.53
1:P:218:ARG:HD3	1:P:222:VAL:CG1	2.32	0.53
1:P:55:ILE:HD12	1:P:86:VAL:HG13	1.90	0.53
1:T:260:THR:C	1:T:324:LEU:HD23	2.30	0.53
1:D:127:ALA:C	1:D:128:LYS:HD3	2.29	0.53
1:S:165:LEU:CD2	1:S:238:LEU:HD21	2.36	0.53
1:N:54:LYS:CE	2:N:1141:5PA:H91	2.36	0.53
1:X:48:LEU:HD11	1:X:90:ALA:HA	1.91	0.53
1:J:165:LEU:CA	1:J:168:VAL:HG23	2.38	0.53
1:M:111:ASN:ND2	1:M:312:SER:HB2	2.24	0.53
1:N:25:GLN:NE2	1:N:42:ARG:NE	2.57	0.53

*Continued on next page...*

*Continued from previous page...*

Atom-1	Atom-2	Interatomic distance (Å)	Clash overlap (Å)
1:X:62:LEU:C	1:X:64:ASP:H	2.10	0.53
1:S:34:ILE:HD12	1:S:294:ALA:HB3	1.91	0.53
1:S:16:GLU:C	1:S:17:LEU:HD12	2.29	0.52
1:G:58:LEU:HD11	1:G:87:THR:OG1	2.09	0.52
1:W:214:ILE:HG21	1:W:286:ALA:HA	1.91	0.52
1:V:144:LEU:CD1	1:V:149:ARG:HD3	2.38	0.52
1:W:145:LYS:C	1:W:147:GLU:H	2.12	0.52
1:W:53:ASN:O	1:W:56:ARG:HB2	2.09	0.52
1:D:141:ALA:O	1:D:145:LYS:N	2.41	0.52
1:Q:259:ILE:HD11	1:Q:317:TYR:CG	2.44	0.52
1:R:142:GLU:HB3	1:R:146:ARG:CZ	2.40	0.52
1:S:41:LYS:HE3	1:S:43:ASP:OD1	2.09	0.52
1:B:227:LEU:HD12	1:B:227:LEU:O	2.08	0.52
1:I:292:ASP:HB3	1:I:293:LEU:HD12	1.91	0.52
1:H:103:ARG:NH2	1:H:131:PHE:N	2.56	0.52
1:J:72:VAL:CG1	1:J:149:ARG:HH21	2.22	0.52
1:T:15:VAL:O	1:T:17:LEU:HD22	2.09	0.52
1:R:54:LYS:NZ	1:R:57:LYS:HZ1	2.05	0.52
1:P:41:LYS:HZ1	1:P:177:GLN:HE22	1.56	0.52
1:T:103:ARG:CZ	1:T:129:ASP:HA	2.39	0.52
1:I:229:ASN:ND2	1:I:233:GLU:HG3	2.24	0.52
1:I:288:TYR:CD2	1:I:288:TYR:C	2.82	0.52
1:W:198:LEU:O	1:W:198:LEU:HD23	2.09	0.52
1:D:221:GLU:CG	1:E:108:LEU:HD13	2.39	0.52
1:D:221:GLU:HG3	1:E:108:LEU:HD13	1.90	0.52
1:C:132:GLU:C	1:C:134:MET:H	2.13	0.52
1:P:144:LEU:HD11	1:P:149:ARG:HB2	1.90	0.52
1:U:182:PHE:CG	1:U:304:LEU:HB2	2.44	0.52
1:R:100:LEU:HB3	1:R:102:LEU:HD21	1.90	0.52
1:K:221:GLU:C	1:K:223:MET:N	2.62	0.52
1:I:165:LEU:CD2	1:I:238:LEU:HD21	2.39	0.52
1:Q:168:VAL:HG12	1:Q:168:VAL:O	2.09	0.52
1:M:218:ARG:H	1:M:218:ARG:CD	2.19	0.52
1:Q:142:GLU:HA	1:Q:145:LYS:HD3	1.92	0.52
1:O:112:TYR:HA	1:O:115:ASP:OD2	2.08	0.52
1:K:142:GLU:O	1:K:146:ARG:HG2	2.09	0.52
1:M:196:ALA:CB	1:M:230:LEU:HD13	2.38	0.52
1:P:128:LYS:CE	1:P:132:GLU:HB2	2.39	0.52
1:P:173:GLU:HG2	1:P:177:GLN:NE2	2.23	0.52
1:I:8:LEU:HD23	1:L:28:PRO:HB3	1.90	0.52
1:D:1:MET:HE2	1:D:5:ILE:HB	1.90	0.52

*Continued on next page...*

*Continued from previous page...*

Atom-1	Atom-2	Interatomic distance (Å)	Clash overlap (Å)
1:F:110:GLY:HA3	1:F:316:HIS:HD2	1.74	0.52
1:V:55:ILE:HD12	1:V:55:ILE:N	2.23	0.52
1:J:89:LEU:HD13	1:J:118:MET:HG3	1.90	0.52
1:J:311:ILE:O	1:J:312:SER:C	2.47	0.52
1:J:311:ILE:O	1:J:312:SER:O	2.27	0.52
1:G:98:ALA:C	1:G:99:ILE:HG13	2.29	0.52
1:G:171:VAL:HG21	1:G:201:GLY:C	2.29	0.52
1:G:64:ASP:OD2	1:G:68:LYS:HE3	2.08	0.52
1:Q:319:ASP:HA	1:Q:322:LEU:CD1	2.22	0.52
1:F:103:ARG:HG3	1:F:104:GLY:H	1.75	0.52
1:W:143:GLU:O	1:W:146:ARG:HG2	2.09	0.52
1:J:261:GLY:HA2	1:J:324:LEU:HD23	1.92	0.52
1:V:188:ALA:HB3	2:V:1221:5PA:H6	1.90	0.52
1:T:171:VAL:HA	1:T:174:ILE:HD12	1.92	0.52
1:X:103:ARG:HG2	1:X:103:ARG:NH1	2.23	0.52
1:Q:229:ASN:ND2	1:Q:232:LYS:HE3	2.24	0.52
1:U:265:GLN:HG2	3:U:1253:HOH:O	2.10	0.52
1:J:123:ARG:HD2	1:J:140:ILE:HD13	1.91	0.52
1:K:207:GLU:C	1:K:209:ILE:H	2.13	0.52
1:C:211:PRO:HB2	1:C:246:PRO:CB	2.40	0.52
1:P:243:GLU:O	1:P:244:VAL:O	2.27	0.52
1:H:106:GLU:C	1:H:107:GLU:O	2.46	0.52
1:J:82:ASN:ND2	1:J:111:ASN:HD21	2.08	0.52
1:D:56:ARG:HD2	1:D:167:TYR:CE1	2.44	0.52
1:R:25:GLN:HE22	1:R:42:ARG:HE	1.57	0.52
1:A:55:ILE:HD12	1:A:86:VAL:HG11	1.90	0.52
1:M:92:LYS:HE3	1:M:119:GLY:O	2.10	0.52
1:V:93:LYS:C	1:V:95:GLY:H	2.11	0.52
1:G:108:LEU:HD21	1:H:322:LEU:HD13	1.91	0.52
1:I:134:MET:HE3	1:I:155:PRO:HB3	1.90	0.52
1:G:317:TYR:O	1:G:321:LEU:HG	2.09	0.52
1:Q:255:GLU:HG2	1:Q:258:LYS:HD2	1.92	0.52
1:W:41:LYS:HZ3	1:W:177:GLN:HE22	1.58	0.52
1:U:213:GLY:O	1:U:248:LEU:HA	2.09	0.52
1:R:196:ALA:CB	1:R:231:ILE:HG22	2.39	0.52
1:G:39:TYR:HD1	1:G:182:PHE:HE2	1.57	0.52
1:A:223:MET:SD	1:A:248:LEU:HD21	2.49	0.52
1:H:318:GLY:HA2	1:H:321:LEU:HD12	1.91	0.52
1:L:308:THR:O	2:L:1121:5PA:H2A2	2.09	0.52
1:Q:109:LYS:N	1:Q:113:LEU:HB2	2.24	0.52
1:T:140:ILE:O	1:T:143:GLU:HB3	2.09	0.52

*Continued on next page...*

*Continued from previous page...*

Atom-1	Atom-2	Interatomic distance (Å)	Clash overlap (Å)
1:K:312:SER:OG	1:L:315:PHE:HZ	1.92	0.52
1:L:58:LEU:HD21	1:L:87:THR:CA	2.33	0.52
1:I:311:ILE:HG23	1:I:312:SER:N	2.25	0.52
1:H:103:ARG:HH11	1:H:103:ARG:HG2	1.74	0.52
1:N:103:ARG:NE	1:N:129:ASP:HA	2.25	0.52
1:T:30:ILE:HG21	1:T:287:PHE:CE2	2.44	0.52
1:K:76:VAL:HG11	1:K:134:MET:HA	1.91	0.52
1:T:73:VAL:HG12	1:T:74:ILE:N	2.25	0.52
1:C:30:ILE:O	1:C:34:ILE:HG23	2.10	0.52
1:O:185:ILE:CD1	1:O:209:ILE:HG21	2.39	0.52
1:G:181:LYS:HG2	1:G:181:LYS:O	2.09	0.52
1:B:142:GLU:OE1	1:B:142:GLU:HA	2.10	0.52
1:I:1:MET:HE3	1:I:172:GLY:O	2.10	0.52
1:A:125:TYR:C	1:A:127:ALA:N	2.63	0.52
1:B:48:LEU:HD23	1:B:48:LEU:C	2.29	0.52
1:R:1:MET:HE2	1:R:5:ILE:HB	1.90	0.52
1:C:15:VAL:HG11	1:C:94:LEU:CD1	2.39	0.52
1:R:15:VAL:HG23	1:R:63:GLY:HA2	1.92	0.52
1:U:193:GLY:O	1:U:196:ALA:HB3	2.09	0.52
1:H:242:VAL:HG13	1:H:242:VAL:O	2.10	0.52
1:X:251:TYR:CE2	1:X:289:GLY:HA2	2.44	0.52
1:S:216:VAL:HG11	1:S:282:TYR:HA	1.90	0.52
1:G:58:LEU:HA	1:G:61:LEU:HB2	1.91	0.52
1:E:251:TYR:CE2	1:E:289:GLY:HA2	2.43	0.52
1:S:54:LYS:CE	2:S:1191:5PA:H91	2.26	0.52
1:Q:306:ILE:HG22	1:Q:306:ILE:O	2.09	0.52
1:O:256:TYR:CE1	1:O:281:VAL:HG23	2.45	0.52
1:I:127:ALA:CB	1:I:136:TYR:CE2	2.91	0.52
1:U:178:SER:HG	1:U:182:PHE:HE1	1.58	0.52
1:U:187:VAL:HG13	1:U:187:VAL:O	2.08	0.52
1:R:211:PRO:HB2	1:R:246:PRO:CB	2.40	0.52
1:R:224:THR:CG2	1:R:225:SER:N	2.70	0.52
1:R:317:TYR:O	1:R:319:ASP:N	2.43	0.52
1:I:266:ILE:CG2	1:I:267:ILE:N	2.71	0.52
1:Q:287:PHE:O	1:Q:290:LEU:HB3	2.10	0.52
1:O:108:LEU:O	1:O:113:LEU:HD12	2.10	0.52
1:S:200:LEU:HD22	1:S:204:ILE:HD11	1.92	0.52
1:E:103:ARG:HG3	1:E:103:ARG:O	2.09	0.52
1:T:202:LEU:HB2	3:T:1204:HOH:O	2.08	0.52
1:L:1:MET:HB2	3:L:1133:HOH:O	2.08	0.52
1:I:1:MET:HE1	1:I:172:GLY:HA3	1.90	0.52

*Continued on next page...*

*Continued from previous page...*

Atom-1	Atom-2	Interatomic distance (Å)	Clash overlap (Å)
1:Q:185:ILE:HG13	1:Q:209:ILE:CG2	2.39	0.52
1:L:55:ILE:HD12	1:L:86:VAL:HG11	1.92	0.52
1:O:167:TYR:CG	1:O:194:THR:HG23	2.45	0.52
1:N:281:VAL:HG22	1:N:282:TYR:CD1	2.44	0.52
1:I:222:VAL:C	1:I:226:LYS:HB2	2.29	0.52
1:I:54:LYS:HE3	1:I:83:HIS:HB2	1.90	0.52
1:O:195:LEU:HD23	1:O:199:SER:OG	2.09	0.52
1:O:270:VAL:HG21	1:O:287:PHE:CE2	2.44	0.52
1:M:71:ASP:OD2	1:M:71:ASP:C	2.47	0.52
1:J:218:ARG:HD3	1:J:222:VAL:CG2	2.39	0.52
1:W:54:LYS:HZ1	2:W:1231:5PA:H91	1.73	0.52
1:W:56:ARG:HG2	1:W:56:ARG:HH11	1.74	0.52
1:D:146:ARG:HH21	1:F:295:ARG:HD3	1.75	0.52
1:O:279:ASP:OD2	1:O:281:VAL:N	2.41	0.52
2:R:1181:5PA:O4P	2:R:1181:5PA:C4A	2.51	0.52
1:K:174:ILE:HA	1:K:177:GLN:HE21	1.74	0.52
1:R:259:ILE:CG2	1:R:260:THR:N	2.73	0.52
1:W:116:LYS:HZ3	1:W:122:THR:CB	2.22	0.52
1:M:181:LYS:HG2	1:M:302:LYS:HZ2	1.74	0.52
1:I:263:VAL:O	1:I:266:ILE:HG22	2.09	0.52
1:L:42:ARG:HB3	1:L:42:ARG:HH11	1.75	0.52
1:K:259:ILE:HG21	1:K:320:LYS:O	2.09	0.52
1:L:111:ASN:HA	1:L:114:LEU:CD1	2.39	0.52
1:G:274:GLU:OE1	1:G:274:GLU:HA	2.10	0.52
1:K:134:MET:CG	1:K:138:GLU:OE2	2.57	0.52
1:M:186:VAL:HG23	1:M:305:PHE:HD1	1.75	0.52
1:S:222:VAL:HG22	1:S:222:VAL:O	2.10	0.52
1:N:136:TYR:HD1	1:N:139:GLU:OE2	1.92	0.52
1:D:83:HIS:CD2	1:D:87:THR:OG1	2.63	0.52
1:T:256:TYR:HA	3:T:1203:HOH:O	2.08	0.52
1:B:1:MET:HA	1:B:1:MET:HE3	1.92	0.52
1:J:65:ALA:HB2	1:J:152:TYR:CD2	2.44	0.52
1:X:72:VAL:HG11	1:X:144:LEU:HD11	1.90	0.52
1:G:123:ARG:HH12	1:G:140:ILE:HG21	1.74	0.52
1:G:157:GLY:O	1:G:158:GLY:C	2.48	0.52
1:W:290:LEU:CD1	1:W:303:ILE:HD13	2.39	0.52
1:H:223:MET:O	1:H:224:THR:C	2.48	0.52
1:B:200:LEU:HD12	1:B:234:ALA:HB1	1.92	0.52
1:L:131:PHE:C	1:L:133:LEU:H	2.13	0.52
1:J:216:VAL:O	1:J:252:SER:HA	2.09	0.52
1:D:74:ILE:HD12	1:D:141:ALA:HB2	1.92	0.52

*Continued on next page...*



*Continued from previous page...*

Atom-1	Atom-2	Interatomic distance (Å)	Clash overlap (Å)
1:B:103:ARG:NE	1:B:133:LEU:HD21	2.20	0.52
1:S:221:GLU:OE1	1:S:221:GLU:CA	2.54	0.52
1:V:245:ARG:CB	1:V:246:PRO:HD2	2.36	0.52
1:Q:5:ILE:O	1:Q:6:PHE:C	2.48	0.52
1:K:61:LEU:HD22	1:K:154:ILE:HG23	1.92	0.52
1:Q:66:LEU:C	1:Q:68:LYS:N	2.63	0.52
1:V:181:LYS:CE	1:V:302:LYS:HZ2	2.22	0.52
1:R:54:LYS:HG3	1:R:83:HIS:HA	1.90	0.52
1:N:229:ASN:ND2	1:N:233:GLU:OE2	2.42	0.52
1:X:62:LEU:C	1:X:64:ASP:N	2.61	0.52
1:R:1:MET:HA	1:R:1:MET:HE3	1.91	0.52
1:H:17:LEU:HB2	1:H:59:GLU:HG2	1.92	0.52
1:N:289:GLY:O	1:N:293:LEU:HB2	2.09	0.52
1:K:24:ILE:HG22	1:K:24:ILE:O	2.09	0.52
1:W:290:LEU:HD11	1:W:303:ILE:HD13	1.90	0.52
1:J:54:LYS:HE3	2:J:1101:5PA:H91	1.91	0.52
1:V:128:LYS:HG2	1:V:130:SER:OG	2.10	0.52
1:J:162:ILE:HG23	1:J:163:GLY:H	1.74	0.52
1:W:41:LYS:NZ	1:W:177:GLN:NE2	2.57	0.52
1:R:82:ASN:O	1:R:86:VAL:HG23	2.09	0.52
1:R:252:SER:O	1:R:253:PHE:HB2	2.10	0.52
1:W:263:VAL:HG12	1:W:264:ALA:N	2.24	0.52
1:K:84:ALA:HB1	1:K:100:LEU:HD23	1.92	0.52
1:K:270:VAL:HG21	1:K:278:LEU:HD11	1.91	0.52
1:K:139:GLU:O	1:K:142:GLU:HB2	2.10	0.52
1:T:15:VAL:HG23	1:T:63:GLY:HA2	1.92	0.52
1:M:170:ALA:O	1:M:174:ILE:HG13	2.10	0.52
1:X:86:VAL:HG12	1:X:86:VAL:O	2.08	0.52
1:C:210:ARG:HD2	1:C:247:GLU:OE2	2.09	0.52
1:C:274:GLU:OE1	1:C:274:GLU:HA	2.10	0.52
1:Q:128:LYS:C	1:Q:128:LYS:HD3	2.29	0.52
1:E:185:ILE:CG2	1:E:306:ILE:HD11	2.40	0.52
1:F:81:SER:HB3	1:F:84:ALA:HB3	1.92	0.52
1:O:295:ARG:O	1:O:297:GLY:N	2.42	0.52
1:D:295:ARG:NH1	3:D:1042:HOH:O	2.41	0.52
1:H:31:SER:CB	1:H:36:ALA:O	2.58	0.52
1:X:128:LYS:C	1:X:130:SER:N	2.58	0.52
1:I:219:PHE:HE2	1:I:224:THR:HG1	1.54	0.52
1:C:79:VAL:HA	1:C:102:LEU:HD13	1.91	0.52
1:V:135:LYS:HG2	1:V:136:TYR:N	2.24	0.52
1:V:142:GLU:C	1:V:144:LEU:H	2.12	0.52

*Continued on next page...*

*Continued from previous page...*

Atom-1	Atom-2	Interatomic distance (Å)	Clash overlap (Å)
1:L:127:ALA:HB1	1:L:128:LYS:NZ	2.25	0.52
1:J:202:LEU:HD22	1:J:209:ILE:HD12	1.92	0.52
1:K:174:ILE:HA	1:K:177:GLN:HG2	1.92	0.52
1:I:19:PRO:HG2	1:J:25:GLN:OE1	2.09	0.52
1:P:261:GLY:O	1:P:264:ALA:N	2.43	0.52
1:K:131:PHE:O	1:K:133:LEU:N	2.42	0.52
1:K:202:LEU:HD22	1:K:209:ILE:HD12	1.90	0.52
1:X:259:ILE:HD12	1:X:320:LYS:HG3	1.91	0.52
1:C:198:LEU:HD11	1:C:306:ILE:CD1	2.39	0.52
1:W:48:LEU:HD23	1:W:48:LEU:C	2.30	0.52
1:G:195:LEU:HD23	1:G:195:LEU:O	2.09	0.52
1:J:164:THR:HG21	1:J:234:ALA:HB1	1.91	0.52
1:N:25:GLN:NE2	1:N:42:ARG:HE	2.07	0.52
1:U:25:GLN:HE22	1:U:42:ARG:HE	1.55	0.52
1:M:237:LEU:C	1:M:239:GLY:H	2.11	0.52
1:R:48:LEU:HD11	1:R:93:LYS:HD3	1.92	0.52
1:Q:164:THR:HG23	1:Q:197:GLY:HA2	1.92	0.52
1:X:240:VAL:CG2	1:X:241:LYS:N	2.72	0.52
2:G:1071:5PA:H4A2	2:G:1071:5PA:O4P	2.09	0.52
1:F:161:PRO:HA	1:F:164:THR:HG22	1.92	0.52
1:N:223:MET:O	1:N:224:THR:C	2.48	0.52
1:K:15:VAL:O	1:K:17:LEU:HD22	2.09	0.52
1:M:143:GLU:CB	1:M:146:ARG:NH2	2.73	0.52
1:J:224:THR:HG23	1:J:225:SER:N	2.24	0.52
1:W:141:ALA:O	1:W:145:LYS:HG2	2.10	0.52
1:W:157:GLY:HA3	1:W:191:SER:OG	2.10	0.52
1:R:259:ILE:HG21	1:R:321:LEU:HD23	1.92	0.52
1:P:222:VAL:HG13	1:P:223:MET:N	2.24	0.52
1:A:221:GLU:O	1:A:222:VAL:C	2.49	0.52
1:Q:113:LEU:C	1:Q:113:LEU:HD23	2.30	0.52
1:S:58:LEU:HD11	1:S:87:THR:HG23	1.92	0.52
1:R:136:TYR:HA	1:R:139:GLU:OE2	2.09	0.52
1:E:133:LEU:O	1:E:136:TYR:HB2	2.10	0.52
1:T:291:VAL:O	1:T:295:ARG:HB2	2.10	0.52
1:D:210:ARG:HH22	1:D:299:LEU:HA	1.73	0.52
1:X:89:LEU:HG	1:X:89:LEU:O	2.09	0.52
1:O:247:GLU:HB3	1:O:249:TYR:HE1	1.75	0.52
1:F:97:ASP:OD2	1:F:97:ASP:N	2.43	0.52
1:D:207:GLU:HB2	1:D:209:ILE:HG13	1.91	0.52
1:S:260:THR:OG1	1:S:262:GLU:HB2	2.09	0.52
1:G:83:HIS:ND1	1:G:157:GLY:HA2	2.25	0.51

*Continued on next page...*

*Continued from previous page...*

Atom-1	Atom-2	Interatomic distance (Å)	Clash overlap (Å)
1:O:132:GLU:C	1:O:134:MET:H	2.12	0.51
1:A:214:ILE:CG1	1:A:251:TYR:HB2	2.39	0.51
1:G:280:PRO:HB3	1:G:321:LEU:HD21	1.92	0.51
1:G:103:ARG:HB3	1:G:133:LEU:HD21	1.91	0.51
1:T:234:ALA:HA	1:T:237:LEU:HD12	1.91	0.51
1:O:321:LEU:O	1:O:325:LEU:HD22	2.10	0.51
1:B:269:LYS:CB	1:B:273:ARG:NH2	2.73	0.51
1:J:100:LEU:CD2	1:J:120:ILE:HG21	2.39	0.51
1:B:141:ALA:O	1:B:145:LYS:HB2	2.09	0.51
1:O:19:PRO:HG2	1:O:20:TRP:CZ3	2.44	0.51
1:F:207:GLU:HB3	1:F:209:ILE:HG13	1.91	0.51
1:M:43:ASP:CG	1:M:56:ARG:HH21	2.11	0.51
1:I:106:GLU:HG3	1:I:124:VAL:HG11	1.92	0.51
1:F:14:ARG:HD3	1:F:60:TYR:CZ	2.44	0.51
1:N:40:ILE:HD13	1:N:276:ILE:HD13	1.92	0.51
1:A:214:ILE:CD1	1:A:251:TYR:HB2	2.40	0.51
1:O:319:ASP:OD2	1:P:108:LEU:HD23	2.11	0.51
1:G:283:THR:O	1:G:286:ALA:HB3	2.10	0.51
2:J:1101:5PA:H4A2	2:J:1101:5PA:O4P	2.09	0.51
1:V:103:ARG:NH1	1:V:129:ASP:CG	2.64	0.51
1:V:133:LEU:HA	1:V:136:TYR:CD2	2.42	0.51
1:R:174:ILE:HA	1:R:177:GLN:HG2	1.92	0.51
1:J:217:GLY:N	1:J:252:SER:HB3	2.24	0.51
1:W:218:ARG:O	1:W:220:GLY:N	2.44	0.51
1:P:1:MET:HE3	1:P:1:MET:CA	2.29	0.51
1:G:114:LEU:HA	1:G:117:ILE:HD12	1.91	0.51
1:K:219:PHE:HA	1:K:223:MET:CE	2.31	0.51
1:Q:268:ARG:NH2	1:Q:325:LEU:CG	2.70	0.51
1:Q:31:SER:HG	1:Q:38:VAL:HG12	1.75	0.51
1:K:188:ALA:HB3	2:K:1111:5PA:H6	1.93	0.51
1:V:202:LEU:HD12	1:V:211:PRO:HG3	1.91	0.51
1:M:19:PRO:C	1:M:20:TRP:HE3	2.14	0.51
1:S:8:LEU:CD1	1:S:204:ILE:HD13	2.35	0.51
1:H:269:LYS:O	1:H:273:ARG:HD2	2.10	0.51
1:B:224:THR:HG21	1:B:245:ARG:HH22	1.76	0.51
1:X:82:ASN:OD1	1:X:310:GLY:CA	2.58	0.51
1:H:113:LEU:HD22	1:H:117:ILE:CD1	2.37	0.51
1:M:87:THR:HG21	1:M:154:ILE:HD12	1.92	0.51
1:Q:304:LEU:HD22	1:Q:304:LEU:C	2.30	0.51
1:P:101:VAL:CG1	1:P:133:LEU:HB3	2.40	0.51
1:K:55:ILE:H	1:K:55:ILE:HD12	1.75	0.51

*Continued on next page...*

*Continued from previous page...*

Atom-1	Atom-2	Interatomic distance (Å)	Clash overlap (Å)
1:K:108:LEU:O	1:K:109:LYS:CB	2.58	0.51
1:R:42:ARG:HH11	1:R:42:ARG:HB3	1.75	0.51
1:A:271:GLY:HA3	1:B:118:MET:SD	2.50	0.51
1:F:266:ILE:HD13	1:F:288:TYR:HA	1.91	0.51
1:A:195:LEU:HD22	1:A:195:LEU:O	2.10	0.51
1:D:27:LEU:HD11	1:D:40:ILE:HB	1.90	0.51
1:S:269:LYS:HG2	1:S:273:ARG:CZ	2.40	0.51
1:G:55:ILE:CD1	1:G:86:VAL:HG13	2.40	0.51
1:P:27:LEU:HB2	1:P:38:VAL:O	2.10	0.51
1:L:252:SER:O	1:L:253:PHE:C	2.48	0.51
1:O:312:SER:HG	1:P:315:PHE:HZ	1.59	0.51
1:K:201:GLY:HA2	1:K:204:ILE:HD12	1.93	0.51
1:W:320:LYS:HZ1	1:W:324:LEU:CD2	2.23	0.51
1:K:80:HIS:CD2	1:K:81:SER:H	2.28	0.51
1:P:142:GLU:O	1:P:146:ARG:HG3	2.10	0.51
1:S:156:PRO:O	1:S:158:GLY:N	2.42	0.51
1:S:212:VAL:HG21	1:S:299:LEU:CD2	2.41	0.51
1:C:116:LYS:NZ	1:C:122:THR:CG2	2.73	0.51
1:P:182:PHE:CE2	1:P:304:LEU:HB2	2.45	0.51
1:H:100:LEU:CB	1:H:102:LEU:HD21	2.39	0.51
1:O:185:ILE:HG13	1:O:209:ILE:CG2	2.41	0.51
1:E:218:ARG:O	1:E:220:GLY:N	2.43	0.51
1:C:181:LYS:N	1:C:181:LYS:CD	2.73	0.51
1:U:218:ARG:NH1	1:U:256:TYR:HB3	2.25	0.51
1:P:128:LYS:CD	1:P:128:LYS:H	2.21	0.51
1:F:14:ARG:HB2	1:F:59:GLU:O	2.10	0.51
1:X:66:LEU:CD2	1:X:96:LEU:HD21	2.39	0.51
1:F:92:LYS:HE3	1:F:119:GLY:O	2.10	0.51
1:S:118:MET:O	1:S:120:ILE:HG13	2.11	0.51
1:Q:226:LYS:HG2	3:Q:1185:HOH:O	2.09	0.51
1:M:295:ARG:NE	3:M:1148:HOH:O	2.44	0.51
1:X:85:PHE:C	1:X:87:THR:H	2.12	0.51
1:B:281:VAL:HG13	1:B:282:TYR:CD1	2.45	0.51
1:C:219:PHE:CZ	1:C:224:THR:HB	2.45	0.51
1:G:18:ILE:HD11	1:G:55:ILE:HG22	1.92	0.51
1:W:210:ARG:NH2	1:W:299:LEU:HA	2.26	0.51
1:R:127:ALA:HB1	1:R:128:LYS:HD3	1.91	0.51
1:H:42:ARG:CB	1:H:45:LEU:HD12	2.39	0.51
1:K:5:ILE:HD11	1:K:171:VAL:HG23	1.91	0.51
1:K:259:ILE:CD1	1:K:317:TYR:HB3	2.36	0.51
1:B:218:ARG:O	1:B:223:MET:SD	2.69	0.51

*Continued on next page...*

*Continued from previous page...*

Atom-1	Atom-2	Interatomic distance (Å)	Clash overlap (Å)
1:M:227:LEU:HD21	1:M:246:PRO:HG3	1.91	0.51
1:M:177:GLN:HG3	1:M:178:SER:N	2.25	0.51
1:M:54:LYS:CE	2:M:1131:5PA:H91	2.40	0.51
1:O:81:SER:O	1:O:111:ASN:ND2	2.44	0.51
2:T:1201:5PA:C4A	2:T:1201:5PA:O4P	2.57	0.51
1:N:34:ILE:CD1	1:N:291:VAL:HA	2.40	0.51
1:M:269:LYS:CG	1:M:273:ARG:NH1	2.73	0.51
1:O:50:ILE:O	1:O:51:GLY:C	2.49	0.51
1:M:311:ILE:HG23	1:M:312:SER:N	2.24	0.51
1:L:100:LEU:HD11	1:L:120:ILE:HG21	1.93	0.51
1:H:50:ILE:HG23	1:H:85:PHE:HE2	1.74	0.51
1:R:307:HIS:CE1	1:R:309:GLY:HA2	2.45	0.51
1:W:245:ARG:HD3	3:W:1257:HOH:O	2.09	0.51
1:G:81:SER:O	1:G:111:ASN:ND2	2.43	0.51
1:G:251:TYR:CE2	1:G:289:GLY:HA2	2.44	0.51
1:V:218:ARG:CG	1:V:219:PHE:H	2.21	0.51
1:J:15:VAL:HG23	1:J:63:GLY:CA	2.40	0.51
1:V:132:GLU:C	1:V:134:MET:N	2.62	0.51
1:W:222:VAL:HG22	1:W:226:LYS:CD	2.40	0.51
1:O:281:VAL:CG2	1:O:281:VAL:O	2.59	0.51
1:U:215:ALA:HB2	1:U:223:MET:HE1	1.92	0.51
1:S:123:ARG:HH11	1:S:140:ILE:CD1	2.19	0.51
1:T:270:VAL:HG21	1:T:278:LEU:HD11	1.90	0.51
1:W:79:VAL:HA	1:W:102:LEU:HD13	1.92	0.51
1:G:25:GLN:NE2	1:G:42:ARG:NE	2.58	0.51
1:S:109:LYS:HA	1:S:113:LEU:HB2	1.92	0.51
1:T:305:PHE:CD2	3:T:1230:HOH:O	2.54	0.51
1:Q:72:VAL:HG13	1:Q:72:VAL:O	2.11	0.51
1:O:221:GLU:O	1:O:223:MET:N	2.44	0.51
1:O:317:TYR:CB	1:O:320:LYS:HB3	2.39	0.51
1:X:260:THR:OG1	1:X:263:VAL:HG23	2.11	0.51
1:G:207:GLU:O	1:G:209:ILE:N	2.37	0.51
1:J:18:ILE:HG23	1:J:46:THR:O	2.10	0.51
1:I:138:GLU:CG	3:I:1096:HOH:O	2.58	0.51
1:F:110:GLY:HA3	1:F:316:HIS:CD2	2.46	0.51
1:F:18:ILE:HD13	1:F:46:THR:HG22	1.92	0.51
1:G:97:ASP:OD2	1:G:98:ALA:N	2.44	0.51
1:G:252:SER:C	1:G:253:PHE:CD1	2.84	0.51
1:O:40:ILE:HD11	1:O:307:HIS:CD2	2.45	0.51
1:L:266:ILE:CG2	1:L:267:ILE:N	2.74	0.51
1:T:218:ARG:HH11	1:T:218:ARG:CB	2.19	0.51

*Continued on next page...*

*Continued from previous page...*

Atom-1	Atom-2	Interatomic distance (Å)	Clash overlap (Å)
1:U:187:VAL:O	1:U:188:ALA:C	2.49	0.51
1:G:48:LEU:CD2	1:G:89:LEU:HD23	2.41	0.51
1:R:323:SER:C	1:R:324:LEU:HD12	2.30	0.51
1:S:72:VAL:HB	1:S:97:ASP:HB3	1.93	0.51
1:X:103:ARG:NH2	1:X:131:PHE:CG	2.79	0.51
1:P:302:LYS:HD2	3:P:1163:HOH:O	2.09	0.51
1:Q:38:VAL:O	1:Q:38:VAL:HG13	2.10	0.51
1:L:58:LEU:HG	1:L:62:LEU:CD1	2.41	0.51
1:S:12:PHE:HB2	1:S:60:TYR:HE2	1.76	0.51
1:T:211:PRO:CG	1:T:246:PRO:HB3	2.40	0.51
1:X:34:ILE:HG22	1:X:34:ILE:O	2.10	0.51
1:H:85:PHE:CZ	1:H:114:LEU:HB3	2.45	0.51
1:E:154:ILE:HG22	1:E:158:GLY:HA2	1.92	0.51
1:V:48:LEU:HD11	1:V:90:ALA:HA	1.93	0.51
1:F:105:LYS:HG2	1:F:107:GLU:HG3	1.92	0.51
1:I:101:VAL:HG12	1:I:133:LEU:HD11	1.92	0.51
1:W:131:PHE:C	1:W:133:LEU:N	2.63	0.51
1:L:17:LEU:CD2	1:L:59:GLU:HA	2.41	0.51
1:R:321:LEU:C	1:R:323:SER:H	2.14	0.51
1:I:11:LYS:HE3	1:I:12:PHE:CE1	2.44	0.51
1:S:125:TYR:C	1:S:127:ALA:N	2.64	0.51
1:L:171:VAL:HG11	1:L:201:GLY:HA3	1.93	0.51
1:D:131:PHE:HA	1:D:133:LEU:HD13	1.92	0.51
1:U:17:LEU:O	1:U:19:PRO:HD3	2.10	0.51
1:K:80:HIS:CD2	1:K:81:SER:N	2.79	0.51
1:F:146:ARG:O	1:F:147:GLU:HG3	2.10	0.51
1:U:82:ASN:HA	1:U:111:ASN:HD21	1.75	0.51
1:C:39:TYR:HB2	1:C:182:PHE:HE2	1.75	0.51
1:V:100:LEU:HD13	1:V:120:ILE:CG2	2.40	0.51
1:D:269:LYS:HB3	1:D:273:ARG:NH1	2.26	0.51
1:I:167:TYR:O	1:I:171:VAL:HG13	2.11	0.51
1:P:164:THR:C	1:P:166:GLY:H	2.12	0.51
1:R:78:ALA:O	1:R:81:SER:HB2	2.11	0.51
1:H:204:ILE:HG12	1:H:240:VAL:HG21	1.92	0.51
1:E:228:ASP:OD2	1:E:245:ARG:NH1	2.44	0.51
1:H:130:SER:O	1:H:132:GLU:HG3	2.11	0.51
1:O:37:ASP:HB2	1:O:301:GLU:O	2.10	0.51
1:I:240:VAL:HA	3:I:1111:HOH:O	2.11	0.51
1:E:74:ILE:HG21	1:E:137:ALA:HB1	1.93	0.51
1:C:127:ALA:O	1:C:129:ASP:OD2	2.28	0.51
1:O:143:GLU:HA	1:O:146:ARG:NH1	2.26	0.51

*Continued on next page...*

*Continued from previous page...*

Atom-1	Atom-2	Interatomic distance (Å)	Clash overlap (Å)
1:F:218:ARG:HD3	1:F:222:VAL:HG11	1.92	0.51
1:F:224:THR:OG1	1:F:245:ARG:NH2	2.41	0.51
1:N:224:THR:HG22	1:N:225:SER:N	2.24	0.51
1:O:276:ILE:HG22	1:O:277:ILE:N	2.26	0.51
1:A:171:VAL:HG21	1:A:201:GLY:HA3	1.91	0.51
1:Q:214:ILE:CD1	1:Q:251:TYR:HB2	2.41	0.51
1:L:260:THR:C	1:L:324:LEU:HD23	2.31	0.51
1:F:181:LYS:HE3	1:F:302:LYS:NZ	2.22	0.51
1:A:20:TRP:CD1	1:B:20:TRP:CZ3	2.95	0.51
1:K:1:MET:HE1	1:K:172:GLY:HA3	1.93	0.51
1:E:42:ARG:NH1	1:E:45:LEU:HD11	2.26	0.51
1:G:306:ILE:O	1:G:308:THR:HG23	2.11	0.51
1:M:217:GLY:HA2	1:M:256:TYR:HB2	1.93	0.51
1:S:61:LEU:HD23	1:S:162:ILE:CD1	2.41	0.51
1:I:38:VAL:O	1:I:38:VAL:HG13	2.11	0.51
1:F:143:GLU:O	1:F:146:ARG:HB2	2.10	0.51
1:K:123:ARG:HH12	1:K:140:ILE:HG23	1.76	0.51
1:W:47:GLY:O	1:X:42:ARG:NH2	2.44	0.51
1:H:105:LYS:CG	1:H:107:GLU:HG3	2.38	0.51
1:X:253:PHE:HZ	1:X:288:TYR:CD2	2.29	0.51
1:D:19:PRO:HG2	1:D:20:TRP:HD1	1.76	0.51
1:X:324:LEU:HD12	1:X:324:LEU:N	2.25	0.51
1:F:41:LYS:NZ	1:F:177:GLN:HE22	2.09	0.51
1:F:48:LEU:HD23	1:F:49:GLY:N	2.25	0.51
1:M:277:ILE:HG13	3:M:1133:HOH:O	2.10	0.51
1:M:81:SER:HB3	3:M:1137:HOH:O	2.10	0.51
1:I:195:LEU:CD1	1:I:213:GLY:HA3	2.41	0.51
1:S:93:LYS:C	1:S:95:GLY:H	2.13	0.51
1:G:54:LYS:HZ1	2:G:1071:5PA:H4A2	1.75	0.51
1:A:167:TYR:HA	1:A:170:ALA:HB3	1.91	0.51
1:A:52:GLY:HA2	1:A:308:THR:O	2.09	0.51
1:J:54:LYS:CE	2:J:1101:5PA:H91	2.40	0.51
1:U:279:ASP:O	1:U:284:GLY:CA	2.59	0.51
1:K:48:LEU:C	1:K:48:LEU:HD23	2.30	0.51
1:L:261:GLY:C	1:L:263:VAL:N	2.64	0.51
1:G:19:PRO:HB2	1:G:20:TRP:HE3	1.76	0.51
1:I:11:LYS:HG3	1:I:12:PHE:CD1	2.46	0.51
1:I:259:ILE:HB	1:I:320:LYS:HE3	1.92	0.51
1:Q:287:PHE:HD1	1:Q:290:LEU:HD23	1.76	0.51
1:B:226:LYS:HB3	3:B:1043:HOH:O	2.10	0.51
1:E:15:VAL:O	1:E:17:LEU:HD22	2.11	0.51

*Continued on next page...*

*Continued from previous page...*

Atom-1	Atom-2	Interatomic distance (Å)	Clash overlap (Å)
1:Q:65:ALA:HA	1:Q:152:TYR:CE1	2.46	0.51
1:X:164:THR:HG21	1:X:234:ALA:HB2	1.93	0.51
1:L:74:ILE:CD1	1:L:151:PRO:HB2	2.41	0.51
1:B:39:TYR:O	1:B:304:LEU:HA	2.11	0.51
1:E:219:PHE:CE2	1:E:248:LEU:HD23	2.45	0.51
1:C:1:MET:HE1	1:C:5:ILE:HG21	1.93	0.51
1:N:229:ASN:ND2	1:N:229:ASN:C	2.63	0.51
1:U:291:VAL:O	1:U:295:ARG:HB2	2.11	0.51
1:Q:106:GLU:CD	1:Q:124:VAL:HG21	2.31	0.51
1:N:55:ILE:HD11	1:N:86:VAL:HG11	1.93	0.51
1:A:318:GLY:HA3	1:B:113:LEU:HD11	1.92	0.51
1:P:179:GLU:HG3	3:P:1179:HOH:O	2.09	0.51
1:R:213:GLY:O	1:R:248:LEU:HD12	2.11	0.51
1:G:147:GLU:HG3	1:I:221:GLU:CD	2.30	0.51
1:C:229:ASN:O	1:C:230:LEU:C	2.49	0.51
1:G:56:ARG:HD2	1:G:167:TYR:CE1	2.46	0.51
1:O:165:LEU:CD2	1:O:238:LEU:HD21	2.41	0.51
1:H:211:PRO:HB2	1:H:246:PRO:HB3	1.92	0.51
1:G:216:VAL:HG21	1:G:282:TYR:CD2	2.46	0.51
1:M:148:GLY:O	1:M:149:ARG:C	2.50	0.51
1:W:75:THR:CB	1:W:154:ILE:HB	2.41	0.51
1:W:222:VAL:HG22	1:W:226:LYS:HE3	1.92	0.51
1:J:323:SER:C	1:J:324:LEU:HD12	2.31	0.51
1:K:221:GLU:OE1	1:V:106:GLU:OE2	2.29	0.51
1:S:116:LYS:NZ	1:S:122:THR:HG22	2.25	0.51
1:I:320:LYS:HD2	1:I:320:LYS:O	2.11	0.51
1:U:19:PRO:HD2	1:U:20:TRP:CZ3	2.46	0.51
1:X:265:GLN:HG3	1:X:269:LYS:NZ	2.26	0.51
1:I:214:ILE:CD1	1:I:285:LYS:O	2.59	0.51
1:E:129:ASP:CG	1:E:130:SER:H	2.13	0.51
1:M:41:LYS:HZ1	1:M:177:GLN:HE22	1.54	0.51
1:M:58:LEU:HD12	1:M:62:LEU:CG	2.39	0.51
1:U:54:LYS:CE	2:U:1211:5PA:H91	2.40	0.51
1:J:187:VAL:HG21	1:J:194:THR:HG22	1.91	0.51
1:I:278:LEU:HB3	1:I:283:THR:OG1	2.11	0.51
1:K:210:ARG:NH2	1:K:299:LEU:HA	2.25	0.51
1:C:85:PHE:CZ	1:C:89:LEU:HD22	2.46	0.51
1:X:77:GLY:HA3	1:X:81:SER:HB2	1.93	0.51
1:U:71:ASP:OD2	1:U:150:LYS:O	2.28	0.51
1:U:161:PRO:O	1:U:164:THR:HB	2.11	0.51
1:P:283:THR:O	1:P:286:ALA:N	2.31	0.50

*Continued on next page...*



*Continued from previous page...*

Atom-1	Atom-2	Interatomic distance (Å)	Clash overlap (Å)
1:V:127:ALA:HB1	1:V:128:LYS:HD3	1.93	0.50
1:L:133:LEU:HD12	1:L:133:LEU:N	2.26	0.50
1:W:136:TYR:C	1:W:138:GLU:N	2.64	0.50
1:F:54:LYS:HZ1	2:F:1061:5PA:P	2.34	0.50
1:K:200:LEU:HD21	1:K:240:VAL:CG1	2.37	0.50
1:B:128:LYS:C	1:B:130:SER:H	2.13	0.50
1:L:157:GLY:HA2	2:L:1121:5PA:H92	1.93	0.50
2:P:1161:5PA:O4P	2:P:1161:5PA:C4A	2.55	0.50
1:D:103:ARG:HH21	1:D:131:PHE:CA	2.22	0.50
1:E:55:ILE:H	1:E:55:ILE:CD1	2.23	0.50
1:K:54:LYS:CE	2:K:1111:5PA:H91	2.38	0.50
1:K:43:ASP:C	1:K:45:LEU:H	2.13	0.50
1:H:247:GLU:HB3	1:H:249:TYR:CE1	2.46	0.50
1:L:74:ILE:HD13	1:L:141:ALA:HB2	1.92	0.50
1:W:25:GLN:NE2	1:W:42:ARG:HG3	2.26	0.50
1:V:266:ILE:HA	1:V:269:LYS:HD2	1.93	0.50
1:X:259:ILE:HG23	1:X:280:PRO:HB2	1.94	0.50
1:X:210:ARG:NH1	1:X:247:GLU:OE1	2.44	0.50
1:Q:222:VAL:CG1	1:Q:222:VAL:O	2.58	0.50
1:V:5:ILE:O	1:V:9:LEU:HB2	2.11	0.50
1:J:9:LEU:HD23	1:J:238:LEU:HD21	1.93	0.50
1:J:243:GLU:O	1:J:244:VAL:O	2.28	0.50
1:Q:185:ILE:HG13	1:Q:209:ILE:HG21	1.93	0.50
1:B:210:ARG:NH1	1:B:247:GLU:OE2	2.39	0.50
1:S:182:PHE:CE1	1:S:304:LEU:HG	2.47	0.50
1:I:183:ASP:OD2	1:I:302:LYS:HB2	2.11	0.50
1:O:195:LEU:HD21	1:O:246:PRO:CB	2.36	0.50
1:B:30:ILE:HG21	1:B:287:PHE:CZ	2.46	0.50
1:W:157:GLY:C	1:W:159:ALA:N	2.63	0.50
1:I:174:ILE:HA	1:I:177:GLN:NE2	2.08	0.50
1:F:186:VAL:HG12	1:F:187:VAL:N	2.26	0.50
1:H:182:PHE:CE2	1:H:304:LEU:HB2	2.47	0.50
1:Q:259:ILE:HG22	1:Q:324:LEU:HD22	1.92	0.50
1:S:161:PRO:CB	1:S:237:LEU:HD12	2.41	0.50
1:M:308:THR:OG1	2:M:1131:5PA:N1	2.39	0.50
1:U:317:TYR:O	1:U:321:LEU:HG	2.11	0.50
1:O:198:LEU:HD23	1:O:198:LEU:O	2.11	0.50
1:R:265:GLN:HG3	1:R:269:LYS:NZ	2.26	0.50
1:R:9:LEU:HD21	1:R:165:LEU:HD22	1.93	0.50
1:A:180:VAL:HA	1:A:181:LYS:NZ	2.25	0.50
1:A:181:LYS:H	1:A:181:LYS:CE	2.23	0.50

*Continued on next page...*

*Continued from previous page...*

Atom-1	Atom-2	Interatomic distance (Å)	Clash overlap (Å)
1:L:4:LYS:HE2	1:L:204:ILE:HG23	1.92	0.50
1:X:288:TYR:C	1:X:290:LEU:H	2.15	0.50
1:F:1:MET:HE3	1:F:2:HIS:N	2.27	0.50
1:N:159:ALA:HB2	1:N:191:SER:OG	2.10	0.50
1:S:269:LYS:HG2	1:S:273:ARG:NH2	2.26	0.50
1:G:73:VAL:HG21	1:G:91:ALA:HB1	1.93	0.50
1:A:81:SER:HB3	1:A:84:ALA:HB3	1.93	0.50
1:G:55:ILE:HD12	1:G:86:VAL:HG11	1.93	0.50
1:G:255:GLU:CG	1:G:258:LYS:HB2	2.39	0.50
1:P:72:VAL:HB	1:P:149:ARG:NH2	2.26	0.50
1:V:221:GLU:O	1:V:224:THR:HG22	2.11	0.50
1:O:1:MET:CE	1:O:1:MET:HA	2.38	0.50
1:L:131:PHE:HZ	1:L:256:TYR:HE2	1.58	0.50
1:O:279:ASP:H	1:O:283:THR:HG1	1.59	0.50
1:R:224:THR:HG22	1:R:225:SER:H	1.77	0.50
1:B:103:ARG:NH1	1:B:129:ASP:HA	2.25	0.50
1:J:268:ARG:CZ	1:J:325:LEU:HD12	2.41	0.50
1:W:253:PHE:HE2	1:W:262:GLU:HB2	1.76	0.50
1:T:27:LEU:HB3	1:T:274:GLU:OE2	2.11	0.50
1:M:103:ARG:NH1	1:M:128:LYS:HG2	2.24	0.50
1:K:191:SER:N	2:K:1111:5PA:O1P	2.43	0.50
1:L:58:LEU:HG	1:L:62:LEU:HD11	1.93	0.50
1:P:321:LEU:O	1:P:325:LEU:HD23	2.11	0.50
1:K:180:VAL:HA	1:K:181:LYS:HZ3	1.76	0.50
1:H:183:ASP:OD2	1:H:301:GLU:N	2.40	0.50
1:N:103:ARG:NH1	1:N:103:ARG:HG2	2.25	0.50
1:K:61:LEU:HD23	1:K:162:ILE:CD1	2.40	0.50
1:M:222:VAL:O	1:M:226:LYS:CB	2.59	0.50
1:D:255:GLU:HA	3:D:1070:HOH:O	2.11	0.50
1:G:212:VAL:HG13	1:G:249:TYR:CE1	2.46	0.50
1:W:207:GLU:O	1:W:209:ILE:N	2.37	0.50
1:Q:210:ARG:NH1	1:Q:247:GLU:OE2	2.44	0.50
1:U:167:TYR:O	1:U:171:VAL:HG13	2.10	0.50
1:Q:164:THR:HG21	1:Q:234:ALA:HB1	1.94	0.50
1:U:116:LYS:NZ	1:U:122:THR:HG22	2.26	0.50
1:X:40:ILE:HA	1:X:305:PHE:O	2.11	0.50
1:C:214:ILE:HD11	1:C:251:TYR:CB	2.38	0.50
1:S:15:VAL:HG23	1:S:63:GLY:HA2	1.94	0.50
1:G:161:PRO:HB2	1:G:237:LEU:CD1	2.39	0.50
1:O:132:GLU:O	1:O:135:LYS:HG2	2.11	0.50
1:W:249:TYR:O	1:W:251:TYR:HD1	1.95	0.50

*Continued on next page...*

*Continued from previous page...*

Atom-1	Atom-2	Interatomic distance (Å)	Clash overlap (Å)
1:Q:256:TYR:C	1:Q:258:LYS:H	2.13	0.50
1:A:53:ASN:HB3	1:A:308:THR:CG2	2.41	0.50
1:L:260:THR:O	1:L:324:LEU:HD23	2.12	0.50
1:L:15:VAL:HG23	1:L:63:GLY:HA2	1.94	0.50
1:B:15:VAL:HG21	1:B:66:LEU:HD12	1.93	0.50
1:B:15:VAL:CG2	1:B:63:GLY:HA2	2.31	0.50
1:G:100:LEU:CD1	1:G:100:LEU:N	2.75	0.50
1:K:174:ILE:O	1:K:175:ALA:C	2.50	0.50
1:D:171:VAL:CG1	1:D:198:LEU:HD23	2.41	0.50
1:K:42:ARG:NH2	1:L:47:GLY:O	2.44	0.50
1:Q:60:TYR:O	1:Q:162:ILE:HD13	2.11	0.50
1:N:245:ARG:HB2	1:N:246:PRO:HD2	1.94	0.50
1:M:227:LEU:HD11	1:M:231:ILE:HD11	1.91	0.50
1:D:255:GLU:CG	1:D:258:LYS:HB2	2.38	0.50
1:M:214:ILE:O	1:M:214:ILE:HG12	2.10	0.50
1:P:133:LEU:HD13	1:P:133:LEU:H	1.75	0.50
1:P:135:LYS:O	1:P:139:GLU:HG3	2.11	0.50
1:K:55:ILE:N	1:K:55:ILE:HD12	2.27	0.50
1:J:111:ASN:HA	1:J:114:LEU:HD12	1.92	0.50
1:A:181:LYS:CD	1:A:181:LYS:N	2.74	0.50
1:I:232:LYS:HG2	1:I:233:GLU:N	2.25	0.50
1:N:42:ARG:NH1	1:N:42:ARG:HB3	2.26	0.50
1:M:78:ALA:HB3	1:M:80:HIS:CD2	2.47	0.50
1:H:39:TYR:CZ	1:H:180:VAL:HG21	2.47	0.50
1:O:138:GLU:HA	1:O:138:GLU:OE1	2.11	0.50
1:V:103:ARG:NH2	1:V:131:PHE:CE2	2.80	0.50
1:F:30:ILE:O	1:F:34:ILE:HB	2.11	0.50
1:G:131:PHE:CD1	1:G:131:PHE:C	2.85	0.50
1:Q:19:PRO:HD2	1:Q:20:TRP:CE3	2.44	0.50
1:U:133:LEU:CA	3:U:1218:HOH:O	2.60	0.50
1:T:210:ARG:HH11	1:T:247:GLU:CD	2.15	0.50
1:A:268:ARG:NH2	1:A:325:LEU:HG	2.26	0.50
1:P:101:VAL:HG11	1:P:133:LEU:HB3	1.94	0.50
1:L:162:ILE:HD12	1:L:165:LEU:HD11	1.93	0.50
1:X:68:LYS:HD2	1:X:152:TYR:HE1	1.76	0.50
1:N:30:ILE:O	1:N:30:ILE:HG22	2.12	0.50
1:T:231:ILE:HG13	1:T:231:ILE:O	2.10	0.50
1:F:111:ASN:HD21	1:F:312:SER:HB2	1.77	0.50
1:G:73:VAL:HG21	1:G:91:ALA:CB	2.42	0.50
1:I:218:ARG:HG3	1:I:255:GLU:HA	1.94	0.50
1:G:256:TYR:HE1	1:G:281:VAL:CG2	2.24	0.50

*Continued on next page...*

*Continued from previous page...*

Atom-1	Atom-2	Interatomic distance (Å)	Clash overlap (Å)
1:G:316:HIS:ND1	1:G:317:TYR:CE2	2.79	0.50
1:O:171:VAL:CG1	1:O:201:GLY:HA3	2.28	0.50
1:V:128:LYS:C	1:V:130:SER:H	2.14	0.50
1:W:136:TYR:O	1:W:140:ILE:HG13	2.11	0.50
1:O:222:VAL:O	1:O:226:LYS:HD2	2.12	0.50
1:B:103:ARG:HH12	1:B:129:ASP:CG	2.15	0.50
1:J:211:PRO:HB2	1:J:246:PRO:HB2	1.88	0.50
1:I:165:LEU:HD23	1:I:168:VAL:HG21	1.93	0.50
1:S:133:LEU:HD12	1:S:136:TYR:HD2	1.76	0.50
1:W:78:ALA:O	1:W:79:VAL:C	2.50	0.50
1:A:290:LEU:CD2	1:A:305:PHE:HB2	2.42	0.50
1:K:267:ILE:O	1:L:118:MET:SD	2.70	0.50
1:I:28:PRO:HD2	1:I:274:GLU:OE1	2.12	0.50
1:P:103:ARG:NH2	1:P:131:PHE:HA	2.27	0.50
1:K:76:VAL:HG21	1:K:156:PRO:HG3	1.93	0.50
1:M:64:ASP:OD2	1:M:68:LYS:NZ	2.39	0.50
1:T:180:VAL:HA	1:T:181:LYS:HZ3	1.76	0.50
1:C:54:LYS:HE3	2:C:1031:5PA:H91	1.94	0.50
1:S:126:ASP:C	1:S:128:LYS:N	2.63	0.50
1:T:1:MET:N	1:T:176:THR:OG1	2.33	0.50
1:D:55:ILE:CD1	1:D:55:ILE:N	2.74	0.50
1:R:207:GLU:HB3	1:R:209:ILE:HG13	1.93	0.50
1:V:14:ARG:NH2	1:V:169:ARG:NH2	2.59	0.50
1:R:24:ILE:HG22	1:R:25:GLN:N	2.27	0.50
1:F:224:THR:HG23	1:F:225:SER:H	1.75	0.50
1:R:128:LYS:C	1:R:130:SER:H	2.14	0.50
1:R:53:ASN:CB	1:R:167:TYR:OH	2.60	0.50
1:R:167:TYR:O	1:R:170:ALA:HB3	2.11	0.50
1:F:157:GLY:HA2	2:F:1061:5PA:H91	1.92	0.50
1:O:214:ILE:O	1:O:214:ILE:HG12	2.11	0.50
1:O:282:TYR:O	1:O:286:ALA:HB2	2.11	0.50
1:B:129:ASP:C	1:B:131:PHE:N	2.65	0.50
1:P:293:LEU:N	1:P:293:LEU:HD13	2.27	0.50
1:E:23:PRO:HG2	1:E:42:ARG:HB2	1.93	0.50
1:O:41:LYS:HB2	1:O:304:LEU:HD21	1.93	0.50
1:U:101:VAL:HG12	1:U:133:LEU:HG	1.94	0.50
1:Q:108:LEU:C	1:Q:113:LEU:HB2	2.32	0.50
1:Q:233:GLU:OE1	1:T:323:SER:CB	2.59	0.50
1:K:181:LYS:H	1:K:181:LYS:CD	2.24	0.50
1:O:9:LEU:HD13	1:O:169:ARG:HH11	1.77	0.50
1:T:34:ILE:HD13	1:T:291:VAL:HA	1.93	0.50

*Continued on next page...*

*Continued from previous page...*

Atom-1	Atom-2	Interatomic distance (Å)	Clash overlap (Å)
1:T:48:LEU:HB3	1:T:55:ILE:CG1	2.36	0.50
1:M:154:ILE:HG23	1:M:158:GLY:HA2	1.92	0.50
1:M:54:LYS:O	1:M:58:LEU:HB2	2.12	0.50
1:U:259:ILE:HG22	1:U:324:LEU:HD22	1.94	0.50
1:W:43:ASP:HB2	1:W:307:HIS:O	2.12	0.50
1:N:34:ILE:HD13	1:N:291:VAL:HA	1.93	0.50
1:E:273:ARG:O	1:E:274:GLU:HG2	2.12	0.50
1:U:134:MET:CE	1:U:156:PRO:HD3	2.41	0.50
1:J:196:ALA:HB1	1:J:231:ILE:HG22	1.94	0.50
1:G:72:VAL:CG1	1:G:151:PRO:HB3	2.42	0.50
1:C:222:VAL:HG22	1:C:222:VAL:O	2.11	0.50
1:G:323:SER:OG	1:G:324:LEU:HD12	2.12	0.50
1:V:217:GLY:O	1:V:218:ARG:O	2.30	0.50
1:K:94:LEU:O	1:K:96:LEU:N	2.45	0.50
1:U:26:TYR:HB2	1:U:39:TYR:CE2	2.47	0.50
1:J:174:ILE:HG23	1:J:178:SER:HB2	1.94	0.50
1:W:116:LYS:HZ3	1:W:122:THR:CG2	2.25	0.50
1:P:58:LEU:HA	1:P:61:LEU:HB2	1.93	0.50
1:M:188:ALA:CB	1:M:286:ALA:HB2	2.41	0.50
1:T:79:VAL:N	1:T:103:ARG:O	2.45	0.50
1:L:316:HIS:ND1	1:L:317:TYR:CE1	2.79	0.50
1:O:181:LYS:HG2	1:O:181:LYS:O	2.12	0.50
1:B:174:ILE:O	1:B:178:SER:HB2	2.12	0.50
1:B:55:ILE:HD12	1:B:86:VAL:HG11	1.93	0.50
1:I:9:LEU:HD13	1:I:169:ARG:HH11	1.77	0.50
1:A:154:ILE:HG22	1:A:158:GLY:HA2	1.94	0.50
1:I:219:PHE:CZ	1:I:248:LEU:HD23	2.47	0.50
1:W:5:ILE:CG1	1:W:205:LEU:HD21	2.41	0.50
1:E:181:LYS:CG	1:E:302:LYS:HZ2	2.23	0.50
1:V:140:ILE:O	1:V:144:LEU:CB	2.60	0.50
1:K:5:ILE:HD13	1:K:168:VAL:O	2.11	0.50
1:W:260:THR:C	1:W:324:LEU:HD23	2.32	0.50
1:A:72:VAL:HG13	1:A:151:PRO:HA	1.92	0.50
1:Q:259:ILE:HD11	1:Q:317:TYR:HB3	1.92	0.50
1:V:25:GLN:HE21	1:V:42:ARG:HE	1.54	0.50
1:K:82:ASN:O	1:K:83:HIS:C	2.49	0.50
1:S:52:GLY:O	1:S:55:ILE:HD13	2.11	0.50
1:K:27:LEU:HB3	1:K:274:GLU:OE2	2.12	0.50
1:C:186:VAL:HG23	1:C:305:PHE:HD1	1.77	0.50
1:Q:40:ILE:HD13	1:Q:276:ILE:HD13	1.92	0.50
1:N:17:LEU:HD23	1:N:59:GLU:HG2	1.94	0.50

*Continued on next page...*

*Continued from previous page...*

Atom-1	Atom-2	Interatomic distance (Å)	Clash overlap (Å)
1:M:40:ILE:HG13	1:M:305:PHE:HD2	1.76	0.50
1:C:165:LEU:HD21	1:C:238:LEU:HD21	1.92	0.50
1:P:25:GLN:NE2	1:P:42:ARG:HE	2.10	0.50
1:C:4:LYS:HE2	1:C:204:ILE:CG2	2.42	0.50
1:R:8:LEU:HD13	1:R:204:ILE:HD13	1.94	0.50
1:Q:231:ILE:O	1:Q:235:ALA:HB2	2.11	0.50
1:L:48:LEU:HB3	1:L:55:ILE:CG1	2.41	0.50
1:F:177:GLN:CG	1:F:178:SER:N	2.75	0.50
1:I:35:GLY:O	1:I:36:ALA:HB2	2.12	0.50
1:G:61:LEU:O	1:G:64:ASP:N	2.42	0.49
1:O:4:LYS:CD	1:O:204:ILE:HG22	2.42	0.49
1:O:58:LEU:HD12	1:O:61:LEU:HD12	1.94	0.49
1:L:261:GLY:C	1:L:263:VAL:H	2.14	0.49
1:U:221:GLU:O	1:U:224:THR:HG22	2.12	0.49
1:A:222:VAL:HG22	1:A:226:LYS:HD2	1.94	0.49
1:I:11:LYS:HG3	1:I:12:PHE:CE1	2.47	0.49
1:O:39:TYR:HD1	1:O:182:PHE:HE2	1.60	0.49
1:L:306:ILE:O	1:L:308:THR:N	2.45	0.49
1:A:145:LYS:C	1:A:147:GLU:H	2.15	0.49
1:G:25:GLN:HE21	1:G:42:ARG:CG	2.25	0.49
1:T:134:MET:O	1:T:138:GLU:CG	2.56	0.49
1:T:135:LYS:CG	1:T:136:TYR:N	2.73	0.49
1:J:135:LYS:HG3	1:J:136:TYR:N	2.26	0.49
1:J:72:VAL:HG11	1:J:144:LEU:HD21	1.94	0.49
1:H:214:ILE:CG2	1:H:286:ALA:HA	2.42	0.49
1:P:167:TYR:HA	1:P:170:ALA:HB3	1.94	0.49
1:C:162:ILE:HD12	1:C:162:ILE:C	2.31	0.49
1:O:252:SER:C	1:O:253:PHE:HD1	2.15	0.49
1:T:259:ILE:HD11	1:T:317:TYR:CB	2.41	0.49
1:S:89:LEU:CD1	1:S:120:ILE:HD11	2.42	0.49
1:L:229:ASN:O	1:L:229:ASN:ND2	2.45	0.49
1:M:321:LEU:O	1:M:325:LEU:CD2	2.60	0.49
1:G:147:GLU:OE1	1:I:225:SER:CB	2.57	0.49
1:F:224:THR:CG2	1:F:225:SER:H	2.25	0.49
1:G:253:PHE:HZ	1:G:288:TYR:CD2	2.30	0.49
1:A:171:VAL:HG21	1:A:201:GLY:CA	2.43	0.49
1:A:53:ASN:HD21	1:A:54:LYS:HE2	1.76	0.49
1:L:128:LYS:H	1:L:128:LYS:HD3	1.70	0.49
1:W:41:LYS:HE3	1:W:56:ARG:HH21	1.77	0.49
1:G:26:TYR:HB2	1:G:39:TYR:CD2	2.47	0.49
1:V:167:TYR:CG	1:V:194:THR:HG23	2.47	0.49

*Continued on next page...*

*Continued from previous page...*

Atom-1	Atom-2	Interatomic distance (Å)	Clash overlap (Å)
1:V:53:ASN:HB3	1:V:308:THR:CG2	2.40	0.49
1:S:140:ILE:O	1:S:142:GLU:N	2.44	0.49
1:I:20:TRP:CE3	1:J:23:PRO:CB	2.96	0.49
1:U:139:GLU:O	1:U:142:GLU:HB2	2.11	0.49
1:T:268:ARG:HG2	1:T:268:ARG:O	2.11	0.49
1:D:103:ARG:NE	1:D:133:LEU:HD11	2.27	0.49
1:K:22:THR:HB	1:K:42:ARG:O	2.12	0.49
1:N:195:LEU:C	1:N:195:LEU:HD13	2.32	0.49
1:T:266:ILE:CG2	1:T:267:ILE:N	2.75	0.49
1:O:112:TYR:HE1	1:O:122:THR:HG21	1.77	0.49
1:M:227:LEU:HD12	1:M:227:LEU:O	2.12	0.49
1:T:62:LEU:HD13	1:T:94:LEU:CD1	2.42	0.49
1:C:195:LEU:HD23	1:C:195:LEU:C	2.33	0.49
1:X:44:ASP:C	1:X:45:LEU:HD23	2.32	0.49
1:H:229:ASN:ND2	1:H:233:GLU:OE2	2.45	0.49
1:W:48:LEU:HB3	1:W:55:ILE:CG1	2.42	0.49
1:S:78:ALA:N	1:S:81:SER:HB2	2.26	0.49
1:D:121:GLU:OE2	1:D:123:ARG:NE	2.40	0.49
1:M:25:GLN:HE22	1:M:42:ARG:NE	2.09	0.49
1:C:200:LEU:HD12	1:C:234:ALA:HB3	1.94	0.49
1:M:268:ARG:HG3	1:N:118:MET:HA	1.93	0.49
1:F:266:ILE:CD1	1:F:288:TYR:HA	2.42	0.49
1:N:281:VAL:HG22	1:N:282:TYR:CE1	2.47	0.49
1:T:283:THR:HG21	1:T:307:HIS:ND1	2.27	0.49
1:O:315:PHE:HZ	1:P:312:SER:HG	1.58	0.49
1:X:282:TYR:O	1:X:284:GLY:N	2.45	0.49
1:G:74:ILE:O	1:G:153:VAL:HA	2.12	0.49
1:O:281:VAL:HG22	1:O:282:TYR:CE1	2.47	0.49
1:R:260:THR:CB	1:R:262:GLU:OE1	2.60	0.49
1:T:130:SER:O	1:T:132:GLU:HG3	2.12	0.49
1:Q:296:LYS:HB2	1:Q:298:GLU:OE2	2.12	0.49
1:K:187:VAL:C	1:K:188:ALA:O	2.49	0.49
1:S:12:PHE:CE2	1:S:237:LEU:HD22	2.47	0.49
1:Q:1:MET:CE	1:Q:1:MET:HA	2.42	0.49
1:J:103:ARG:HH21	1:J:131:PHE:HA	1.76	0.49
1:O:17:LEU:N	1:O:59:GLU:OE2	2.45	0.49
1:G:322:LEU:HD13	1:H:108:LEU:HD21	1.94	0.49
1:D:264:ALA:HB2	1:D:324:LEU:HD23	1.93	0.49
1:B:274:GLU:OE1	1:B:274:GLU:HA	2.12	0.49
1:T:1:MET:HE2	1:T:5:ILE:HB	1.93	0.49
1:F:168:VAL:O	1:F:171:VAL:HG13	2.11	0.49

*Continued on next page...*

*Continued from previous page...*

Atom-1	Atom-2	Interatomic distance (Å)	Clash overlap (Å)
1:R:207:GLU:C	1:R:209:ILE:N	2.66	0.49
1:J:55:ILE:H	1:J:55:ILE:HD12	1.77	0.49
1:S:82:ASN:HD21	1:S:310:GLY:HA2	1.76	0.49
1:V:164:THR:HG21	1:V:234:ALA:HB1	1.94	0.49
1:E:311:ILE:HG13	1:E:315:PHE:HE1	1.77	0.49
1:G:146:ARG:C	1:G:147:GLU:HG2	2.32	0.49
1:C:229:ASN:O	1:C:231:ILE:N	2.45	0.49
1:G:283:THR:HA	1:G:286:ALA:HB3	1.93	0.49
1:Q:253:PHE:CB	1:Q:260:THR:HG21	2.32	0.49
1:A:185:ILE:HG13	1:A:209:ILE:CG2	2.43	0.49
1:U:182:PHE:O	1:U:209:ILE:HG12	2.12	0.49
1:W:318:GLY:O	1:W:319:ASP:C	2.50	0.49
1:H:259:ILE:HD12	1:H:320:LYS:CG	2.32	0.49
1:K:195:LEU:HD11	1:K:213:GLY:HA3	1.95	0.49
1:F:257:GLY:O	1:F:258:LYS:C	2.50	0.49
1:I:317:TYR:O	1:I:321:LEU:HG	2.12	0.49
1:G:32:ARG:O	1:G:34:ILE:N	2.45	0.49
1:N:195:LEU:HD11	1:N:246:PRO:HG3	1.94	0.49
1:F:145:LYS:C	1:F:147:GLU:N	2.63	0.49
1:E:222:VAL:O	1:E:226:LYS:HB2	2.12	0.49
1:M:174:ILE:HA	1:M:177:GLN:HG2	1.94	0.49
1:F:29:ASN:ND2	1:F:273:ARG:O	2.43	0.49
1:X:48:LEU:HD23	1:X:48:LEU:C	2.32	0.49
1:G:119:GLY:CA	1:H:268:ARG:HH21	2.24	0.49
1:A:14:ARG:CG	1:A:59:GLU:HB3	2.42	0.49
1:K:316:HIS:O	1:K:318:GLY:N	2.45	0.49
1:I:1:MET:H1	1:I:176:THR:HG21	1.78	0.49
1:C:89:LEU:CD1	1:C:118:MET:HG3	2.42	0.49
1:R:14:ARG:HA	1:R:59:GLU:O	2.12	0.49
1:T:116:LYS:HZ3	1:T:122:THR:HB	1.77	0.49
1:S:89:LEU:HD13	1:S:120:ILE:HD11	1.93	0.49
1:D:79:VAL:HA	1:D:102:LEU:HB3	1.94	0.49
1:C:266:ILE:HG21	1:C:284:GLY:O	2.12	0.49
1:M:138:GLU:O	1:M:141:ALA:HB3	2.13	0.49
1:J:219:PHE:CE1	1:J:250:ASP:HB2	2.47	0.49
1:W:130:SER:HB2	1:W:132:GLU:H	1.78	0.49
1:G:103:ARG:HD3	1:G:133:LEU:HD22	1.94	0.49
1:G:75:THR:OG1	1:G:154:ILE:HB	2.13	0.49
1:O:256:TYR:CD1	1:O:257:GLY:N	2.80	0.49
1:G:89:LEU:CD1	1:G:118:MET:HG3	2.43	0.49
1:O:222:VAL:C	1:O:226:LYS:HB2	2.32	0.49

*Continued on next page...*



*Continued from previous page...*

Atom-1	Atom-2	Interatomic distance (Å)	Clash overlap (Å)
1:P:212:VAL:HG21	1:P:299:LEU:CD2	2.43	0.49
1:J:202:LEU:HD12	1:J:211:PRO:HG3	1.95	0.49
1:R:319:ASP:C	1:R:321:LEU:N	2.66	0.49
1:I:66:LEU:HD23	1:I:96:LEU:HD21	1.95	0.49
1:B:142:GLU:O	1:B:146:ARG:HG3	2.12	0.49
1:D:58:LEU:HA	1:D:61:LEU:HB2	1.93	0.49
1:A:114:LEU:HD11	1:B:315:PHE:HZ	1.77	0.49
1:O:200:LEU:CD2	1:O:200:LEU:O	2.61	0.49
1:U:268:ARG:O	1:U:272:THR:HG23	2.12	0.49
1:O:4:LYS:CE	1:O:204:ILE:HG23	2.42	0.49
1:P:72:VAL:CG2	1:P:97:ASP:HB2	2.30	0.49
1:O:291:VAL:O	1:O:294:ALA:N	2.45	0.49
1:O:52:GLY:HA2	1:O:308:THR:O	2.12	0.49
1:V:130:SER:OG	1:V:132:GLU:HB2	2.12	0.49
1:K:89:LEU:O	1:K:93:LYS:HB2	2.12	0.49
1:S:54:LYS:HG3	1:S:83:HIS:HB2	1.94	0.49
1:N:149:ARG:O	1:N:151:PRO:HD3	2.12	0.49
1:P:1:MET:CA	1:P:1:MET:CE	2.90	0.49
1:G:103:ARG:CD	1:G:128:LYS:HA	2.42	0.49
1:U:223:MET:CE	1:U:248:LEU:HD21	2.42	0.49
1:G:182:PHE:CE1	1:G:304:LEU:HG	2.48	0.49
1:G:39:TYR:CD1	1:G:182:PHE:HE2	2.30	0.49
1:Q:264:ALA:O	1:Q:325:LEU:HD11	2.13	0.49
1:U:143:GLU:CB	1:U:146:ARG:NH2	2.72	0.49
1:A:113:LEU:HD11	1:B:318:GLY:HA3	1.94	0.49
1:D:131:PHE:C	1:D:133:LEU:N	2.63	0.49
1:K:281:VAL:O	1:K:281:VAL:HG22	2.13	0.49
1:K:188:ALA:HA	1:K:286:ALA:CB	2.43	0.49
1:S:156:PRO:C	1:S:158:GLY:N	2.62	0.49
1:S:212:VAL:HG13	1:S:249:TYR:HE1	1.77	0.49
1:T:54:LYS:CE	2:T:1201:5PA:H91	2.40	0.49
1:P:130:SER:O	1:P:132:GLU:HG3	2.13	0.49
1:G:1:MET:CE	1:G:2:HIS:N	2.73	0.49
1:A:8:LEU:CD1	1:A:204:ILE:HG21	2.41	0.49
1:H:138:GLU:HB2	3:H:1100:HOH:O	2.11	0.49
1:A:218:ARG:H	1:A:218:ARG:CD	2.25	0.49
1:O:55:ILE:N	1:O:55:ILE:CD1	2.74	0.49
1:K:56:ARG:O	1:K:166:GLY:CA	2.61	0.49
1:U:175:ALA:HB2	1:U:205:LEU:HD11	1.95	0.49
1:T:316:HIS:O	1:T:316:HIS:ND1	2.44	0.49
1:A:217:GLY:O	1:A:219:PHE:N	2.45	0.49

*Continued on next page...*

*Continued from previous page...*

Atom-1	Atom-2	Interatomic distance (Å)	Clash overlap (Å)
1:U:14:ARG:HD2	1:U:60:TYR:CZ	2.48	0.49
1:G:125:TYR:OH	1:G:140:ILE:HD11	2.12	0.49
1:J:183:ASP:OD2	1:J:302:LYS:O	2.31	0.49
1:O:58:LEU:CD2	1:O:87:THR:HA	2.41	0.49
1:G:323:SER:HB2	3:T:1236:HOH:O	2.13	0.49
1:T:219:PHE:HZ	1:T:248:LEU:O	1.96	0.49
1:T:41:LYS:HZ1	1:T:177:GLN:HE22	1.61	0.49
1:L:53:ASN:CB	1:L:308:THR:HG22	2.43	0.49
1:A:143:GLU:HA	1:A:146:ARG:CZ	2.43	0.49
1:E:55:ILE:HD11	1:E:86:VAL:CG1	2.38	0.49
1:W:106:GLU:OE2	1:W:124:VAL:HB	2.12	0.49
1:F:203:SER:HB2	1:F:243:GLU:CG	2.43	0.49
1:P:230:LEU:O	1:P:232:LYS:N	2.45	0.49
1:Q:74:ILE:CG2	1:Q:75:THR:N	2.75	0.49
1:I:290:LEU:O	1:I:290:LEU:HD12	2.12	0.49
1:X:75:THR:OG1	1:X:83:HIS:CE1	2.66	0.49
1:O:91:ALA:O	1:O:94:LEU:N	2.46	0.49
1:W:118:MET:CE	1:X:271:GLY:HA3	2.42	0.49
1:X:19:PRO:HG2	1:X:20:TRP:HD1	1.73	0.49
1:X:20:TRP:HZ2	1:X:45:LEU:HB3	1.77	0.49
1:P:130:SER:O	1:P:132:GLU:N	2.46	0.49
1:H:312:SER:C	1:H:314:THR:H	2.14	0.49
1:G:243:GLU:HB3	3:G:1088:HOH:O	2.12	0.49
1:L:287:PHE:O	1:L:290:LEU:N	2.46	0.49
1:F:122:THR:HG22	1:F:123:ARG:N	2.27	0.49
1:I:106:GLU:CD	1:I:124:VAL:HB	2.33	0.49
1:U:309:GLY:HA3	3:U:1258:HOH:O	2.12	0.49
1:D:111:ASN:OD1	1:D:114:LEU:HD12	2.13	0.49
1:V:214:ILE:HG23	1:V:251:TYR:HB2	1.95	0.49
1:X:147:GLU:O	1:X:149:ARG:N	2.46	0.49
1:K:66:LEU:HG	1:K:96:LEU:HD11	1.94	0.49
1:L:108:LEU:HD11	1:L:116:LYS:HG3	1.94	0.49
1:W:132:GLU:C	1:W:134:MET:N	2.62	0.49
1:W:154:ILE:O	1:W:155:PRO:C	2.51	0.49
1:G:131:PHE:C	1:G:133:LEU:H	2.16	0.49
1:J:267:ILE:O	1:J:268:ARG:C	2.51	0.49
1:X:116:LYS:NZ	1:X:122:THR:HB	2.28	0.49
1:W:81:SER:C	1:W:111:ASN:HD22	2.16	0.49
1:M:19:PRO:HB2	1:M:20:TRP:HE3	1.78	0.49
1:K:39:TYR:HB2	1:K:182:PHE:HE2	1.77	0.49
1:T:33:GLU:OE2	1:T:273:ARG:NH1	2.41	0.49

*Continued on next page...*

*Continued from previous page...*

Atom-1	Atom-2	Interatomic distance (Å)	Clash overlap (Å)
1:B:209:ILE:O	1:B:211:PRO:HD3	2.12	0.49
1:C:170:ALA:O	1:C:174:ILE:HG13	2.12	0.49
1:G:181:LYS:CE	1:G:181:LYS:H	2.25	0.49
1:O:128:LYS:O	1:O:128:LYS:HD3	2.13	0.49
1:E:113:LEU:O	1:E:117:ILE:HG13	2.13	0.49
1:E:54:LYS:HZ1	2:E:1051:5PA:H91	1.77	0.49
1:U:264:ALA:HB1	1:U:325:LEU:CD1	2.42	0.49
1:F:24:ILE:HA	1:F:40:ILE:O	2.12	0.49
1:L:48:LEU:HD23	1:L:48:LEU:C	2.33	0.49
1:N:76:VAL:CG2	1:N:156:PRO:HG3	2.42	0.49
1:G:125:TYR:CD2	1:G:136:TYR:CG	3.01	0.49
1:Q:285:LYS:O	1:Q:288:TYR:N	2.46	0.49
1:R:174:ILE:O	1:R:177:GLN:HG2	2.13	0.49
1:J:216:VAL:C	1:J:252:SER:HB3	2.33	0.49
1:J:219:PHE:HD2	1:J:220:GLY:N	2.11	0.49
1:W:54:LYS:O	1:W:58:LEU:HB2	2.12	0.49
2:Q:1171:5PA:O4P	2:Q:1171:5PA:C4A	2.61	0.49
1:O:278:LEU:HB3	1:O:283:THR:OG1	2.12	0.49
1:H:22:THR:HG21	1:H:43:ASP:HA	1.95	0.49
1:H:43:ASP:O	1:H:46:THR:HG23	2.12	0.49
1:G:114:LEU:O	1:G:117:ILE:N	2.45	0.49
1:W:320:LYS:HZ2	1:W:324:LEU:HD11	1.72	0.49
1:L:125:TYR:HD1	1:L:125:TYR:N	2.10	0.49
1:M:253:PHE:O	1:M:258:LYS:HD3	2.13	0.49
1:U:19:PRO:HB2	1:U:20:TRP:HE3	1.77	0.49
1:U:20:TRP:CD2	1:V:23:PRO:HG3	2.48	0.49
1:X:29:ASN:C	1:X:31:SER:H	2.16	0.49
1:B:181:LYS:CD	1:B:181:LYS:N	2.76	0.49
1:R:229:ASN:O	1:R:233:GLU:HG3	2.12	0.49
1:L:110:GLY:HA3	1:L:316:HIS:HD2	1.76	0.49
1:Q:106:GLU:OE1	1:Q:112:TYR:OH	2.30	0.49
1:M:200:LEU:CD2	1:M:204:ILE:HD11	2.42	0.49
1:M:1:MET:HE1	1:M:5:ILE:CG2	2.42	0.49
1:U:219:PHE:CD2	1:U:219:PHE:C	2.85	0.49
1:W:113:LEU:HD22	1:W:113:LEU:O	2.13	0.49
1:Q:39:TYR:CE1	1:Q:180:VAL:HG11	2.48	0.49
1:M:184:SER:OG	1:M:303:ILE:HG23	2.11	0.49
1:C:228:ASP:OD1	1:C:245:ARG:HD2	2.13	0.49
1:O:145:LYS:HB3	1:O:151:PRO:HD2	1.95	0.49
1:A:214:ILE:HD12	1:A:289:GLY:HA3	1.95	0.49
1:W:229:ASN:CG	1:W:232:LYS:HE2	2.32	0.49

*Continued on next page...*

*Continued from previous page...*

Atom-1	Atom-2	Interatomic distance (Å)	Clash overlap (Å)
1:G:259:ILE:HD11	1:G:317:TYR:HB3	1.95	0.49
1:W:142:GLU:HA	1:W:145:LYS:CG	2.43	0.49
1:O:278:LEU:CD2	1:O:283:THR:HB	2.30	0.49
1:X:103:ARG:HH21	1:X:131:PHE:H	1.61	0.49
1:U:143:GLU:HA	1:U:146:ARG:CZ	2.43	0.49
1:X:265:GLN:HG3	1:X:269:LYS:CE	2.43	0.49
1:M:15:VAL:HG12	1:M:17:LEU:CD1	2.39	0.49
1:T:250:ASP:O	1:T:251:TYR:CG	2.65	0.49
1:T:82:ASN:OD1	1:T:310:GLY:HA2	2.13	0.49
1:Q:136:TYR:O	1:Q:140:ILE:N	2.46	0.49
1:H:101:VAL:HG11	1:H:133:LEU:HB3	1.95	0.49
1:J:138:GLU:O	1:J:141:ALA:HB3	2.13	0.49
1:K:61:LEU:CD2	1:K:154:ILE:HG23	2.43	0.49
1:H:82:ASN:HD22	1:H:111:ASN:ND2	2.11	0.49
1:N:26:TYR:HB2	1:N:39:TYR:CE2	2.47	0.49
1:L:162:ILE:HD12	1:L:165:LEU:CD1	2.43	0.49
1:G:199:SER:OG	1:G:211:PRO:HB3	2.13	0.49
1:I:232:LYS:O	1:I:235:ALA:HB3	2.13	0.49
1:F:135:LYS:CE	1:F:136:TYR:CE1	2.95	0.49
1:K:105:LYS:HB3	1:K:107:GLU:HG3	1.95	0.49
1:X:142:GLU:O	1:X:145:LYS:HB3	2.13	0.48
1:F:223:MET:O	1:F:224:THR:C	2.50	0.48
1:J:66:LEU:HD21	1:J:96:LEU:HD21	1.95	0.48
1:B:186:VAL:HG12	1:B:187:VAL:N	2.27	0.48
1:W:140:ILE:O	1:W:143:GLU:HG3	2.12	0.48
1:T:84:ALA:HB1	1:T:100:LEU:CG	2.39	0.48
1:I:74:ILE:HD11	1:I:144:LEU:CD2	2.43	0.48
1:U:39:TYR:CE1	1:U:180:VAL:HG11	2.48	0.48
1:K:200:LEU:CD2	1:K:204:ILE:HD11	2.31	0.48
1:J:211:PRO:O	1:J:246:PRO:HB2	2.12	0.48
1:G:37:ASP:O	1:G:303:ILE:HB	2.13	0.48
1:G:41:LYS:O	1:G:43:ASP:N	2.44	0.48
1:D:168:VAL:O	1:D:171:VAL:HG22	2.13	0.48
1:K:220:GLY:O	1:K:224:THR:HG22	2.13	0.48
1:K:199:SER:OG	1:K:246:PRO:HB3	2.13	0.48
1:B:320:LYS:O	1:B:324:LEU:HD13	2.12	0.48
1:S:14:ARG:CD	1:S:60:TYR:CE1	2.94	0.48
1:E:132:GLU:HA	3:E:1067:HOH:O	2.12	0.48
1:S:212:VAL:HG11	1:S:299:LEU:HD21	1.94	0.48
1:D:157:GLY:HA2	2:D:1041:5PA:C9	2.42	0.48
1:N:15:VAL:HG23	1:N:63:GLY:CA	2.43	0.48

*Continued on next page...*

*Continued from previous page...*

Atom-1	Atom-2	Interatomic distance (Å)	Clash overlap (Å)
1:J:226:LYS:O	1:J:229:ASN:N	2.46	0.48
1:B:67:SER:C	1:B:69:GLY:H	2.16	0.48
1:I:116:LYS:NZ	1:I:122:THR:CG2	2.76	0.48
1:E:90:ALA:O	1:E:94:LEU:HG	2.13	0.48
1:C:89:LEU:HD13	1:C:118:MET:HG3	1.95	0.48
1:F:170:ALA:O	1:F:174:ILE:HG13	2.13	0.48
1:T:167:TYR:HA	1:T:170:ALA:CB	2.43	0.48
1:I:155:PRO:HB2	1:I:159:ALA:HB3	1.96	0.48
1:I:256:TYR:CD2	1:I:256:TYR:C	2.86	0.48
1:Q:80:HIS:NE2	1:Q:256:TYR:OH	2.35	0.48
1:P:144:LEU:CD1	1:P:149:ARG:HB2	2.43	0.48
1:O:171:VAL:HG21	1:O:201:GLY:CA	2.42	0.48
1:L:215:ALA:C	1:L:217:GLY:H	2.17	0.48
2:Q:1171:5PA:H4A2	2:Q:1171:5PA:O4P	2.12	0.48
1:Q:190:GLY:HA3	3:Q:1172:HOH:O	2.13	0.48
1:G:138:GLU:OE2	1:G:153:VAL:HG11	2.14	0.48
1:J:323:SER:OG	1:J:324:LEU:HD12	2.13	0.48
1:V:54:LYS:HD2	1:V:83:HIS:HD2	1.76	0.48
1:S:101:VAL:HG12	1:S:133:LEU:HG	1.94	0.48
1:I:18:ILE:HD13	1:I:46:THR:HG22	1.95	0.48
1:M:181:LYS:CE	1:M:181:LYS:H	2.25	0.48
1:M:255:GLU:HG2	1:M:258:LYS:HB2	1.96	0.48
1:Q:89:LEU:HD13	1:Q:118:MET:HG3	1.94	0.48
1:B:202:LEU:HD21	1:B:209:ILE:HB	1.94	0.48
1:T:188:ALA:HB3	2:T:1201:5PA:H6	1.95	0.48
1:T:103:ARG:NE	1:T:129:ASP:HA	2.28	0.48
1:X:240:VAL:HG22	1:X:241:LYS:N	2.28	0.48
1:S:269:LYS:HD3	3:S:1222:HOH:O	2.12	0.48
1:S:182:PHE:O	1:S:209:ILE:HG12	2.13	0.48
1:L:73:VAL:HG21	1:L:91:ALA:HB1	1.95	0.48
1:Q:266:ILE:HG21	1:Q:284:GLY:O	2.13	0.48
1:B:216:VAL:C	1:B:252:SER:HB3	2.34	0.48
1:D:81:SER:HB3	1:D:84:ALA:HB3	1.94	0.48
1:X:144:LEU:O	1:X:144:LEU:HD12	2.13	0.48
1:G:149:ARG:HD3	1:I:221:GLU:HB2	1.96	0.48
1:C:196:ALA:HB1	1:C:230:LEU:HD22	1.95	0.48
1:G:61:LEU:HD23	1:G:162:ILE:CD1	2.43	0.48
1:F:222:VAL:CG1	1:F:223:MET:N	2.52	0.48
1:N:217:GLY:O	1:N:218:ARG:O	2.32	0.48
1:O:229:ASN:HA	3:O:1167:HOH:O	2.13	0.48
1:L:131:PHE:HZ	1:L:256:TYR:CE2	2.31	0.48

*Continued on next page...*

*Continued from previous page...*

Atom-1	Atom-2	Interatomic distance (Å)	Clash overlap (Å)
1:I:142:GLU:HA	1:I:145:LYS:CD	2.43	0.48
1:U:39:TYR:CD1	1:U:182:PHE:HE2	2.31	0.48
1:H:18:ILE:HG23	1:H:46:THR:O	2.14	0.48
1:P:293:LEU:HB3	1:P:299:LEU:HG	1.95	0.48
1:Q:264:ALA:HA	1:Q:321:LEU:HD22	1.96	0.48
1:S:71:ASP:OD2	1:S:72:VAL:N	2.46	0.48
1:X:133:LEU:H	1:X:133:LEU:HD12	1.78	0.48
1:P:54:LYS:O	1:P:58:LEU:HD22	2.13	0.48
1:K:187:VAL:HG23	1:K:308:THR:HG23	1.94	0.48
1:N:19:PRO:HG2	1:N:20:TRP:H	1.77	0.48
1:N:201:GLY:O	1:N:203:SER:N	2.46	0.48
1:E:131:PHE:C	1:E:131:PHE:CD1	2.86	0.48
1:O:116:LYS:HZ2	1:O:122:THR:HG22	1.73	0.48
1:H:215:ALA:HB3	1:H:250:ASP:HA	1.95	0.48
1:R:34:ILE:HG23	1:R:294:ALA:HB1	1.96	0.48
1:C:43:ASP:HB2	1:C:307:HIS:O	2.13	0.48
1:R:265:GLN:O	1:R:269:LYS:HB2	2.13	0.48
1:L:307:HIS:C	1:L:309:GLY:H	2.17	0.48
1:D:196:ALA:CA	1:D:231:ILE:HG22	2.43	0.48
1:N:249:TYR:N	1:N:249:TYR:CD1	2.81	0.48
1:U:278:LEU:HD22	1:U:283:THR:HB	1.95	0.48
1:H:55:ILE:CD1	1:H:55:ILE:N	2.76	0.48
1:V:15:VAL:HG11	1:V:94:LEU:HD11	1.95	0.48
1:P:67:SER:O	1:P:69:GLY:N	2.46	0.48
1:D:279:ASP:OD2	1:D:281:VAL:CG1	2.61	0.48
1:N:255:GLU:OE2	1:N:258:LYS:HB2	2.13	0.48
1:I:271:GLY:O	1:J:89:LEU:HD11	2.13	0.48
1:D:44:ASP:CG	1:D:307:HIS:CD2	2.86	0.48
1:A:250:ASP:C	1:A:250:ASP:OD1	2.52	0.48
1:I:185:ILE:HG13	1:I:209:ILE:CG2	2.44	0.48
1:L:279:ASP:HB3	1:L:310:GLY:O	2.14	0.48
1:G:125:TYR:HE2	1:G:136:TYR:HB3	1.78	0.48
1:I:308:THR:OG1	2:I:1091:5PA:N1	2.25	0.48
1:O:164:THR:HG22	1:O:165:LEU:N	2.29	0.48
1:W:61:LEU:C	1:W:63:GLY:N	2.67	0.48
1:D:143:GLU:O	1:D:146:ARG:N	2.40	0.48
1:I:127:ALA:HB3	1:I:136:TYR:HE2	1.77	0.48
1:I:109:LYS:C	1:I:113:LEU:HB2	2.34	0.48
1:J:177:GLN:HB2	3:J:1119:HOH:O	2.12	0.48
1:I:161:PRO:HB3	1:I:234:ALA:CA	2.42	0.48
1:L:171:VAL:HG21	1:L:201:GLY:HA3	1.94	0.48

*Continued on next page...*

*Continued from previous page...*

Atom-1	Atom-2	Interatomic distance (Å)	Clash overlap (Å)
1:I:269:LYS:HB3	1:I:273:ARG:HH12	1.77	0.48
1:L:42:ARG:O	1:L:45:LEU:HB2	2.13	0.48
1:U:149:ARG:O	1:U:151:PRO:HD3	2.13	0.48
1:O:108:LEU:HG	1:P:322:LEU:CD1	2.43	0.48
1:P:255:GLU:CG	1:P:258:LYS:HB2	2.44	0.48
1:P:32:ARG:NH2	1:S:239:GLY:CA	2.76	0.48
1:K:138:GLU:OE1	1:K:138:GLU:HA	2.12	0.48
1:L:1:MET:HE2	1:L:2:HIS:O	2.13	0.48
1:A:42:ARG:NH1	1:A:44:ASP:OD2	2.47	0.48
1:P:42:ARG:NH1	1:P:44:ASP:OD2	2.47	0.48
1:U:22:THR:HB	1:U:42:ARG:O	2.13	0.48
1:N:41:LYS:HZ1	1:N:177:GLN:HE22	1.60	0.48
1:C:117:ILE:HG22	1:C:118:MET:HE1	1.95	0.48
1:H:4:LYS:HE2	1:H:204:ILE:HG23	1.95	0.48
1:C:263:VAL:HA	1:C:266:ILE:HG22	1.95	0.48
1:Q:56:ARG:HH11	1:Q:56:ARG:HG2	1.79	0.48
1:J:78:ALA:HB3	3:J:1110:HOH:O	2.12	0.48
1:A:269:LYS:HD3	3:A:1020:HOH:O	2.14	0.48
1:G:143:GLU:O	1:I:221:GLU:OE1	2.31	0.48
1:A:214:ILE:HD13	1:A:286:ALA:CA	2.23	0.48
1:Q:218:ARG:HD2	1:Q:256:TYR:H	1.78	0.48
1:O:265:GLN:CG	1:O:269:LYS:HE3	2.41	0.48
1:J:91:ALA:CB	1:J:96:LEU:HD12	2.41	0.48
1:W:15:VAL:HG12	1:W:15:VAL:O	2.12	0.48
1:I:149:ARG:O	1:I:151:PRO:HD3	2.13	0.48
1:R:251:TYR:OH	1:R:292:ASP:HB3	2.13	0.48
1:R:308:THR:CB	2:R:1181:5PA:N1	2.76	0.48
1:I:117:ILE:O	1:J:268:ARG:NE	2.40	0.48
1:Q:20:TRP:CE2	1:R:23:PRO:HG3	2.49	0.48
1:S:142:GLU:CD	1:S:145:LYS:HD3	2.33	0.48
1:I:259:ILE:CG2	1:I:321:LEU:HD23	2.42	0.48
1:I:261:GLY:HA2	1:I:324:LEU:HD23	1.94	0.48
1:L:195:LEU:CD1	1:L:246:PRO:HG3	2.44	0.48
1:R:218:ARG:HH11	1:R:218:ARG:HB2	1.78	0.48
1:X:165:LEU:HA	1:X:168:VAL:CG2	2.43	0.48
1:J:103:ARG:HG2	1:J:103:ARG:HH11	1.78	0.48
1:O:95:GLY:O	1:O:96:LEU:O	2.32	0.48
1:U:113:LEU:HD22	1:U:117:ILE:HD11	1.95	0.48
1:F:195:LEU:HD13	1:F:227:LEU:HD21	1.96	0.48
1:E:109:LYS:CA	1:E:113:LEU:HB2	2.43	0.48
1:F:101:VAL:HG13	1:F:125:TYR:HE1	1.78	0.48

*Continued on next page...*

*Continued from previous page...*

Atom-1	Atom-2	Interatomic distance (Å)	Clash overlap (Å)
1:N:207:GLU:OE1	1:N:207:GLU:HA	2.14	0.48
1:N:58:LEU:HD12	1:N:62:LEU:HG	1.95	0.48
1:F:192:GLY:O	1:F:193:GLY:C	2.51	0.48
1:I:224:THR:O	1:I:227:LEU:HB3	2.13	0.48
1:I:61:LEU:HA	1:I:162:ILE:CD1	2.43	0.48
1:C:229:ASN:HB2	3:C:1039:HOH:O	2.13	0.48
1:X:222:VAL:HG13	1:X:223:MET:N	2.28	0.48
1:G:9:LEU:HD13	1:G:60:TYR:CZ	2.49	0.48
1:A:214:ILE:HG13	1:A:251:TYR:HB2	1.96	0.48
1:G:218:ARG:HG3	1:G:255:GLU:HA	1.95	0.48
1:V:218:ARG:HD3	1:V:222:VAL:HG11	1.95	0.48
1:P:34:ILE:CD1	1:P:291:VAL:HG22	2.41	0.48
2:W:1231:5PA:C4A	2:W:1231:5PA:O4P	2.61	0.48
1:W:142:GLU:O	1:W:146:ARG:N	2.47	0.48
1:W:143:GLU:CA	1:W:146:ARG:HG2	2.44	0.48
1:Q:53:ASN:HB2	1:Q:167:TYR:CE1	2.48	0.48
1:U:202:LEU:HD22	1:U:209:ILE:HB	1.94	0.48
1:R:211:PRO:O	1:R:246:PRO:HB2	2.13	0.48
1:P:184:SER:HA	1:P:210:ARG:O	2.14	0.48
1:N:321:LEU:O	1:N:325:LEU:CD2	2.62	0.48
1:A:146:ARG:O	1:A:147:GLU:CG	2.62	0.48
1:A:145:LYS:HB3	1:A:151:PRO:CD	2.44	0.48
1:M:105:LYS:C	1:M:107:GLU:H	2.17	0.48
1:G:25:GLN:HE21	1:G:42:ARG:HG3	1.79	0.48
1:K:25:GLN:NE2	1:K:42:ARG:HE	2.12	0.48
1:Q:134:MET:SD	1:Q:138:GLU:OE2	2.71	0.48
1:X:320:LYS:CG	1:X:320:LYS:O	2.61	0.48
1:J:109:LYS:CA	1:J:113:LEU:HB2	2.43	0.48
1:S:225:SER:OG	1:S:226:LYS:N	2.47	0.48
1:O:103:ARG:HH12	1:O:128:LYS:NZ	2.04	0.48
1:C:12:PHE:HE2	1:C:237:LEU:HD22	1.75	0.48
1:M:9:LEU:HD21	1:M:168:VAL:HG11	1.96	0.48
1:E:198:LEU:HD11	1:E:306:ILE:HD11	1.94	0.48
1:A:66:LEU:C	1:A:68:LYS:N	2.66	0.48
1:S:185:ILE:HG23	1:S:304:LEU:HB3	1.95	0.48
1:L:73:VAL:HG21	1:L:91:ALA:CB	2.44	0.48
1:V:227:LEU:HG	1:V:227:LEU:O	2.14	0.48
1:A:76:VAL:HG12	1:A:101:VAL:HB	1.95	0.48
1:F:160:SER:O	1:F:163:GLY:N	2.46	0.48
1:H:70:ALA:HB1	1:H:150:LYS:O	2.14	0.48
1:S:279:ASP:OD1	1:S:283:THR:N	2.46	0.48

*Continued on next page...*



*Continued from previous page...*

Atom-1	Atom-2	Interatomic distance (Å)	Clash overlap (Å)
1:S:6:PHE:O	1:S:10:ALA:HB2	2.13	0.48
1:C:14:ARG:HD2	1:C:60:TYR:CE1	2.49	0.48
1:X:218:ARG:CG	1:X:218:ARG:NH1	2.76	0.48
1:O:162:ILE:CD1	1:O:163:GLY:N	2.72	0.48
1:A:214:ILE:HG12	1:A:214:ILE:O	2.12	0.48
1:V:219:PHE:O	1:V:222:VAL:CG1	2.62	0.48
1:A:157:GLY:HA2	2:A:1011:5PA:H92	1.96	0.48
1:E:181:LYS:HE3	1:E:302:LYS:HZ2	1.78	0.48
1:U:222:VAL:O	1:U:226:LYS:HB2	2.13	0.48
1:K:8:LEU:HD22	1:K:238:LEU:O	2.13	0.48
1:K:99:ILE:HG23	1:K:121:GLU:CB	2.32	0.48
1:J:202:LEU:HD22	1:J:209:ILE:HB	1.95	0.48
1:J:251:TYR:CZ	1:J:289:GLY:HA2	2.48	0.48
1:H:265:GLN:HG3	1:H:269:LYS:CE	2.44	0.48
1:J:144:LEU:HD11	1:J:149:ARG:NE	2.28	0.48
1:D:159:ALA:HB2	1:D:191:SER:OG	2.14	0.48
1:H:12:PHE:CE2	1:H:237:LEU:HD22	2.49	0.48
1:X:15:VAL:HG12	1:X:17:LEU:HD22	1.94	0.48
1:P:200:LEU:HD22	1:P:204:ILE:HD11	1.96	0.48
1:R:12:PHE:CD1	1:R:12:PHE:N	2.82	0.48
1:H:123:ARG:O	1:H:125:TYR:CD1	2.67	0.48
1:A:14:ARG:NE	1:A:59:GLU:OE1	2.45	0.48
1:Q:103:ARG:CZ	1:Q:130:SER:HA	2.43	0.48
1:C:15:VAL:HG21	1:C:66:LEU:HD12	1.95	0.48
1:C:21:GLU:HG2	1:C:173:GLU:CG	2.43	0.48
1:O:73:VAL:HG12	1:O:73:VAL:O	2.14	0.48
1:F:161:PRO:HG3	1:F:230:LEU:HD23	1.96	0.48
1:J:58:LEU:HD12	1:J:62:LEU:CD1	2.44	0.48
1:K:62:LEU:O	1:K:66:LEU:N	2.33	0.48
1:B:53:ASN:HA	1:B:167:TYR:OH	2.13	0.48
1:D:217:GLY:O	1:D:218:ARG:O	2.31	0.48
1:J:189:ALA:HB1	1:J:223:MET:CE	2.43	0.48
1:I:143:GLU:HA	1:I:146:ARG:HG2	1.95	0.48
1:U:221:GLU:HG3	1:U:222:VAL:N	2.28	0.48
1:G:14:ARG:HG2	1:G:15:VAL:N	2.29	0.48
1:P:84:ALA:CB	1:P:102:LEU:HD21	2.43	0.48
1:R:112:TYR:HA	1:R:115:ASP:OD2	2.14	0.48
1:D:205:LEU:O	1:D:206:ASN:HB3	2.14	0.48
1:K:220:GLY:HA3	3:K:1117:HOH:O	2.14	0.48
1:J:25:GLN:NE2	1:J:42:ARG:NE	2.50	0.48
1:M:187:VAL:CG2	1:M:194:THR:HG21	2.36	0.48

*Continued on next page...*

*Continued from previous page...*

Atom-1	Atom-2	Interatomic distance (Å)	Clash overlap (Å)
1:T:141:ALA:C	1:T:143:GLU:H	2.16	0.48
1:S:117:ILE:HD11	1:T:318:GLY:CA	2.44	0.48
1:Q:31:SER:HG	1:Q:38:VAL:N	2.11	0.48
1:M:19:PRO:C	1:M:20:TRP:CE3	2.86	0.48
1:K:274:GLU:O	1:K:276:ILE:HG13	2.14	0.48
1:X:160:SER:HB3	1:X:163:GLY:H	1.79	0.48
1:E:128:LYS:HD3	1:E:128:LYS:C	2.34	0.48
1:S:19:PRO:HD2	1:S:20:TRP:CE3	2.48	0.48
1:G:203:SER:CB	1:G:243:GLU:HB2	2.43	0.48
1:L:113:LEU:O	1:L:113:LEU:HD23	2.14	0.48
1:J:231:ILE:HD11	1:J:242:VAL:CG2	2.44	0.48
1:N:263:VAL:O	1:N:266:ILE:HG22	2.13	0.48
1:O:191:SER:HA	3:O:1166:HOH:O	2.13	0.48
1:O:239:GLY:O	1:T:32:ARG:HD2	2.14	0.48
1:X:128:LYS:O	1:X:130:SER:N	2.46	0.48
1:G:171:VAL:HG21	1:G:201:GLY:CA	2.44	0.48
1:P:224:THR:CG2	1:P:225:SER:N	2.77	0.48
1:G:218:ARG:HD2	1:G:256:TYR:CB	2.40	0.48
1:O:199:SER:CB	1:O:246:PRO:HB3	2.44	0.48
1:L:264:ALA:HB1	1:L:325:LEU:CD2	2.43	0.48
1:M:144:LEU:O	1:M:149:ARG:HB2	2.14	0.48
1:L:103:ARG:HD2	1:L:127:ALA:O	2.13	0.48
1:P:1:MET:HE1	1:P:172:GLY:CA	2.41	0.48
1:T:213:GLY:O	1:T:248:LEU:HD12	2.14	0.48
1:U:188:ALA:HB2	1:U:286:ALA:CB	2.42	0.48
1:P:293:LEU:CD1	1:P:293:LEU:N	2.76	0.48
1:J:207:GLU:O	1:J:209:ILE:N	2.44	0.48
1:V:191:SER:OG	2:V:1221:5PA:O1P	2.25	0.48
1:U:138:GLU:OE1	1:U:153:VAL:HG21	2.13	0.48
1:T:253:PHE:CD2	1:T:260:THR:HG21	2.49	0.48
1:E:15:VAL:HG23	1:E:63:GLY:CA	2.44	0.48
1:R:133:LEU:O	1:R:136:TYR:HB2	2.14	0.48
1:H:184:SER:HB3	1:H:210:ARG:HB2	1.95	0.48
1:K:134:MET:C	1:K:138:GLU:HG2	2.34	0.48
1:J:107:GLU:O	1:J:112:TYR:HD2	1.96	0.48
1:I:90:ALA:O	1:I:91:ALA:C	2.51	0.48
1:A:43:ASP:OD2	1:A:56:ARG:NE	2.40	0.48
1:B:299:LEU:HD12	1:B:303:ILE:HD13	1.96	0.48
1:D:289:GLY:O	1:D:293:LEU:HB2	2.14	0.48
1:H:31:SER:HB3	1:H:36:ALA:O	2.13	0.48
1:A:62:LEU:HB3	1:A:94:LEU:CD1	2.44	0.48

*Continued on next page...*

*Continued from previous page...*

Atom-1	Atom-2	Interatomic distance (Å)	Clash overlap (Å)
1:E:240:VAL:HG22	1:E:241:LYS:N	2.29	0.48
1:U:35:GLY:O	1:U:36:ALA:HB2	2.13	0.48
1:G:9:LEU:CD2	1:G:165:LEU:HD22	2.30	0.48
1:Q:285:LYS:O	1:Q:288:TYR:HB3	2.14	0.48
1:E:249:TYR:CD2	1:E:293:LEU:HD11	2.49	0.48
1:L:217:GLY:N	1:L:252:SER:HB3	2.29	0.48
1:W:189:ALA:O	1:W:216:VAL:HG22	2.13	0.48
1:F:194:THR:HB	2:F:1061:5PA:O2P	2.14	0.48
1:F:58:LEU:CD2	1:F:86:VAL:HG12	2.44	0.48
1:I:71:ASP:OD1	1:I:149:ARG:HB3	2.13	0.48
1:B:135:LYS:HG3	1:B:136:TYR:N	2.28	0.48
1:D:171:VAL:HG21	1:D:201:GLY:CA	2.41	0.48
1:Q:268:ARG:CZ	1:Q:325:LEU:HG	2.41	0.48
1:S:140:ILE:C	1:S:142:GLU:N	2.67	0.48
1:O:174:ILE:CA	1:O:177:GLN:HE21	2.23	0.48
1:U:133:LEU:HA	3:U:1218:HOH:O	2.14	0.48
1:A:113:LEU:HD22	1:A:117:ILE:HD11	1.96	0.48
1:A:143:GLU:CG	1:A:144:LEU:H	2.24	0.48
1:M:185:ILE:HA	1:M:304:LEU:O	2.14	0.48
1:P:268:ARG:NH2	1:P:325:LEU:CB	2.77	0.48
1:N:243:GLU:O	1:N:244:VAL:C	2.53	0.48
1:E:103:ARG:HG3	1:E:103:ARG:HH11	1.79	0.48
1:S:212:VAL:HG13	1:S:249:TYR:CE1	2.48	0.48
1:P:73:VAL:CG2	1:P:91:ALA:HB1	2.37	0.48
1:M:158:GLY:O	1:M:160:SER:N	2.42	0.48
2:N:1141:5PA:C4A	2:N:1141:5PA:O4P	2.62	0.48
1:Q:89:LEU:HD11	1:R:271:GLY:C	2.34	0.48
1:P:133:LEU:N	1:P:133:LEU:CD1	2.76	0.48
1:B:2:HIS:ND1	1:B:3:PRO:CD	2.77	0.48
1:B:12:PHE:CE2	1:B:237:LEU:HD22	2.49	0.48
1:M:50:ILE:HB	1:M:311:ILE:CG2	2.43	0.48
1:L:316:HIS:C	1:L:317:TYR:CD1	2.87	0.48
1:K:103:ARG:HH11	1:K:129:ASP:H	1.60	0.48
1:I:54:LYS:O	1:I:58:LEU:HB2	2.13	0.47
1:G:54:LYS:NZ	1:G:57:LYS:NZ	2.62	0.47
1:H:224:THR:HG22	1:H:225:SER:N	2.27	0.47
1:W:1:MET:HG3	1:W:6:PHE:HB2	1.95	0.47
1:N:219:PHE:HE1	1:N:250:ASP:HB2	1.77	0.47
1:O:1:MET:CG	1:O:6:PHE:HB2	2.26	0.47
1:U:257:GLY:H	1:U:285:LYS:HZ3	1.62	0.47
1:K:93:LYS:HA	1:L:272:THR:O	2.14	0.47

*Continued on next page...*

*Continued from previous page...*

Atom-1	Atom-2	Interatomic distance (Å)	Clash overlap (Å)
1:L:255:GLU:HG3	1:L:258:LYS:CB	2.26	0.47
1:L:103:ARG:HH12	1:L:129:ASP:CB	2.27	0.47
1:D:145:LYS:C	1:D:147:GLU:H	2.17	0.47
1:D:72:VAL:HG11	1:D:144:LEU:HD21	1.96	0.47
1:O:222:VAL:O	1:O:222:VAL:HG22	2.13	0.47
1:B:128:LYS:HD3	1:B:128:LYS:H	1.78	0.47
1:S:135:LYS:HE3	1:S:136:TYR:CE1	2.47	0.47
1:E:266:ILE:CG2	1:E:267:ILE:N	2.77	0.47
1:O:304:LEU:O	1:O:304:LEU:HD22	2.14	0.47
1:M:181:LYS:CD	1:M:181:LYS:N	2.70	0.47
1:Q:287:PHE:CE1	1:Q:290:LEU:HD23	2.49	0.47
1:T:186:VAL:CG1	1:T:214:ILE:HG12	2.44	0.47
1:H:61:LEU:HD21	1:H:163:GLY:HA3	1.96	0.47
1:G:287:PHE:CE1	1:G:290:LEU:HD21	2.49	0.47
1:M:41:LYS:HZ3	1:M:177:GLN:NE2	2.09	0.47
1:X:319:ASP:O	1:X:322:LEU:N	2.43	0.47
1:C:162:ILE:CG2	1:C:237:LEU:HD11	2.44	0.47
1:F:135:LYS:HE3	1:F:136:TYR:CE1	2.48	0.47
1:A:125:TYR:O	1:A:127:ALA:N	2.47	0.47
1:K:29:ASN:ND2	1:K:273:ARG:O	2.47	0.47
1:D:287:PHE:O	1:D:290:LEU:HB3	2.15	0.47
1:A:66:LEU:C	1:A:68:LYS:H	2.17	0.47
1:D:40:ILE:HG23	1:D:40:ILE:O	2.14	0.47
1:N:164:THR:O	1:N:168:VAL:HG23	2.13	0.47
1:W:300:GLY:N	3:W:1240:HOH:O	2.44	0.47
1:O:165:LEU:HD22	1:O:238:LEU:HD21	1.96	0.47
1:W:157:GLY:O	1:W:159:ALA:N	2.46	0.47
1:S:53:ASN:ND2	1:S:194:THR:OG1	2.35	0.47
1:B:269:LYS:O	1:B:273:ARG:HB2	2.14	0.47
1:V:116:LYS:HZ3	1:V:122:THR:HB	1.77	0.47
1:L:171:VAL:HG21	1:L:201:GLY:CA	2.44	0.47
1:W:82:ASN:CA	1:W:111:ASN:ND2	2.75	0.47
1:P:61:LEU:HD13	1:P:154:ILE:HD13	1.96	0.47
1:P:46:THR:CB	1:P:55:ILE:HG21	2.38	0.47
1:M:185:ILE:CG2	1:M:198:LEU:HD11	2.45	0.47
1:R:103:ARG:CG	1:R:103:ARG:HH11	2.20	0.47
1:I:30:ILE:HG12	1:I:274:GLU:CG	2.45	0.47
1:I:293:LEU:CD1	1:I:293:LEU:N	2.63	0.47
1:E:131:PHE:HE2	1:E:226:LYS:NZ	2.12	0.47
1:H:131:PHE:C	1:H:133:LEU:H	2.17	0.47
1:K:123:ARG:HH11	1:K:140:ILE:HD13	1.79	0.47

*Continued on next page...*

*Continued from previous page...*

Atom-1	Atom-2	Interatomic distance (Å)	Clash overlap (Å)
1:E:174:ILE:HA	1:E:177:GLN:HE21	1.79	0.47
1:O:320:LYS:HG3	1:O:320:LYS:O	2.14	0.47
1:J:299:LEU:HB2	1:J:303:ILE:HD11	1.96	0.47
1:R:54:LYS:HD2	1:R:83:HIS:CD2	2.49	0.47
1:J:274:GLU:HA	1:J:274:GLU:OE1	2.14	0.47
1:T:131:PHE:HA	1:T:133:LEU:HD13	1.95	0.47
1:F:1:MET:HE3	1:F:2:HIS:H	1.77	0.47
1:L:105:LYS:HG3	1:L:107:GLU:HG3	1.96	0.47
1:I:53:ASN:ND2	1:I:57:LYS:NZ	2.62	0.47
1:T:107:GLU:HB2	3:T:1221:HOH:O	2.13	0.47
1:R:1:MET:HE1	1:R:172:GLY:HA3	1.96	0.47
1:K:128:LYS:O	1:K:129:ASP:CB	2.62	0.47
1:M:200:LEU:CD1	1:M:234:ALA:HB3	2.43	0.47
1:B:243:GLU:O	1:B:244:VAL:O	2.30	0.47
1:A:68:LYS:HE2	3:R:1190:HOH:O	2.13	0.47
1:O:311:ILE:O	1:O:315:PHE:CD1	2.67	0.47
1:N:100:LEU:HD13	1:N:120:ILE:HG22	1.96	0.47
1:H:198:LEU:HD22	1:H:198:LEU:O	2.13	0.47
1:P:295:ARG:C	1:P:297:GLY:N	2.67	0.47
1:C:134:MET:HE1	1:C:155:PRO:HA	1.97	0.47
1:O:145:LYS:C	1:O:147:GLU:N	2.67	0.47
1:O:34:ILE:CG2	1:O:291:VAL:HG13	2.36	0.47
1:A:167:TYR:HA	1:A:170:ALA:HB2	1.95	0.47
1:J:66:LEU:HD23	1:J:96:LEU:HD21	1.96	0.47
1:M:142:GLU:OE1	1:M:145:LYS:HD2	2.14	0.47
1:W:136:TYR:O	1:W:138:GLU:N	2.48	0.47
1:U:215:ALA:HB2	1:U:223:MET:CE	2.43	0.47
1:O:131:PHE:CZ	1:O:226:LYS:NZ	2.78	0.47
1:I:165:LEU:HA	1:I:168:VAL:CG2	2.44	0.47
1:S:113:LEU:HD11	1:T:318:GLY:HA3	1.96	0.47
1:D:103:ARG:HH21	1:D:131:PHE:HA	1.79	0.47
1:M:17:LEU:O	1:M:19:PRO:HD3	2.14	0.47
1:H:52:GLY:CA	1:H:308:THR:O	2.62	0.47
1:K:39:TYR:CZ	1:K:180:VAL:HG21	2.49	0.47
1:X:53:ASN:HA	1:X:167:TYR:OH	2.14	0.47
1:V:181:LYS:N	1:V:181:LYS:HD3	2.29	0.47
1:G:212:VAL:HG13	1:G:249:TYR:HE1	1.80	0.47
1:L:213:GLY:O	1:L:248:LEU:HD12	2.13	0.47
1:L:223:MET:SD	1:L:248:LEU:HD21	2.54	0.47
1:Q:79:VAL:O	1:Q:79:VAL:CG1	2.62	0.47
1:C:168:VAL:HG21	1:C:200:LEU:HD13	1.95	0.47

*Continued on next page...*

*Continued from previous page...*

Atom-1	Atom-2	Interatomic distance (Å)	Clash overlap (Å)
1:D:20:TRP:N	1:D:20:TRP:CD1	2.79	0.47
1:F:263:VAL:O	1:F:267:ILE:HG13	2.15	0.47
1:C:233:GLU:O	1:C:236:GLU:N	2.47	0.47
1:G:54:LYS:HA	1:G:57:LYS:NZ	2.29	0.47
1:W:186:VAL:CG2	1:W:290:LEU:HD22	2.39	0.47
1:V:221:GLU:O	1:V:222:VAL:C	2.53	0.47
1:O:42:ARG:HH12	1:O:44:ASP:CG	2.18	0.47
1:P:40:ILE:HD13	1:P:276:ILE:HD13	1.97	0.47
1:V:103:ARG:NH1	1:V:129:ASP:OD2	2.46	0.47
1:R:53:ASN:HB2	1:R:167:TYR:CE1	2.48	0.47
1:E:289:GLY:O	1:E:293:LEU:HD22	2.14	0.47
1:F:190:GLY:N	2:F:1061:5PA:O3P	2.41	0.47
1:A:20:TRP:CE3	1:A:20:TRP:N	2.83	0.47
1:H:182:PHE:HA	1:H:302:LYS:HB2	1.95	0.47
1:G:85:PHE:CE1	1:G:114:LEU:HB3	2.50	0.47
1:K:218:ARG:O	1:K:220:GLY:N	2.48	0.47
1:W:112:TYR:O	1:W:116:LYS:HG2	2.15	0.47
1:U:19:PRO:HB2	1:U:20:TRP:CE3	2.48	0.47
1:T:210:ARG:NH1	1:T:247:GLU:OE1	2.47	0.47
1:X:162:ILE:HG23	1:X:163:GLY:H	1.77	0.47
1:E:210:ARG:NH2	1:E:299:LEU:HA	2.30	0.47
1:T:180:VAL:HG22	1:T:181:LYS:HE2	1.95	0.47
1:X:299:LEU:N	3:X:1246:HOH:O	2.35	0.47
1:J:290:LEU:C	1:J:290:LEU:HD13	2.33	0.47
1:N:15:VAL:HG11	1:N:94:LEU:HD21	1.96	0.47
1:D:196:ALA:HB1	1:D:231:ILE:HG22	1.97	0.47
1:H:74:ILE:CG2	1:H:137:ALA:HB1	2.44	0.47
1:S:78:ALA:HB3	1:S:80:HIS:CD2	2.50	0.47
1:B:299:LEU:CD1	1:B:303:ILE:HD13	2.45	0.47
1:P:20:TRP:CZ3	1:P:23:PRO:HD3	2.50	0.47
1:C:82:ASN:ND2	1:C:111:ASN:HD21	2.12	0.47
1:P:164:THR:O	1:P:166:GLY:N	2.47	0.47
1:T:116:LYS:NZ	1:T:122:THR:HB	2.30	0.47
1:Q:243:GLU:O	1:Q:244:VAL:HG22	2.14	0.47
1:O:295:ARG:C	1:O:297:GLY:H	2.18	0.47
1:S:182:PHE:CZ	1:S:304:LEU:HG	2.49	0.47
1:M:321:LEU:O	1:M:325:LEU:HD22	2.14	0.47
1:R:37:ASP:HB2	1:R:302:LYS:HG2	1.96	0.47
1:C:79:VAL:HA	1:C:102:LEU:CD1	2.45	0.47
1:N:181:LYS:HE2	1:N:302:LYS:NZ	2.30	0.47
1:O:240:VAL:HG22	1:O:241:LYS:N	2.30	0.47

*Continued on next page...*

*Continued from previous page...*

Atom-1	Atom-2	Interatomic distance (Å)	Clash overlap (Å)
1:O:65:ALA:HB1	1:O:70:ALA:CB	2.45	0.47
1:W:30:ILE:O	1:W:34:ILE:HG23	2.14	0.47
1:O:281:VAL:HG23	1:O:281:VAL:O	2.15	0.47
1:U:177:GLN:HG3	1:U:178:SER:N	2.29	0.47
1:G:49:GLY:C	1:G:51:GLY:N	2.67	0.47
1:O:131:PHE:O	1:O:131:PHE:CD1	2.67	0.47
1:V:82:ASN:OD1	2:V:1221:5PA:H2A1	2.15	0.47
1:O:39:TYR:CD1	1:O:182:PHE:HE2	2.32	0.47
1:U:131:PHE:C	1:U:133:LEU:N	2.67	0.47
1:Q:323:SER:OG	1:Q:324:LEU:CD1	2.62	0.47
1:Q:320:LYS:HZ1	1:Q:324:LEU:HD11	1.80	0.47
1:S:58:LEU:HD12	1:S:62:LEU:HG	1.95	0.47
1:T:25:GLN:O	1:T:40:ILE:N	2.39	0.47
1:H:289:GLY:O	1:H:290:LEU:C	2.51	0.47
1:A:179:GLU:O	1:A:179:GLU:CG	2.60	0.47
1:J:195:LEU:HD13	1:J:195:LEU:O	2.14	0.47
1:R:295:ARG:C	1:R:297:GLY:N	2.68	0.47
1:P:25:GLN:HE22	1:P:42:ARG:HE	1.61	0.47
1:O:295:ARG:C	1:O:297:GLY:N	2.67	0.47
1:U:33:GLU:HG2	1:U:33:GLU:O	2.14	0.47
1:Q:218:ARG:CZ	1:Q:256:TYR:HB3	2.44	0.47
1:P:144:LEU:HD12	1:P:147:GLU:HB2	1.96	0.47
1:O:265:GLN:O	1:O:266:ILE:C	2.53	0.47
1:O:287:PHE:O	1:O:290:LEU:HB3	2.14	0.47
1:O:53:ASN:HB3	1:O:308:THR:HG22	1.95	0.47
1:J:62:LEU:CD2	1:J:91:ALA:HB2	2.42	0.47
1:K:85:PHE:CZ	1:K:89:LEU:HD22	2.50	0.47
1:F:188:ALA:HB3	2:F:1061:5PA:H6	1.96	0.47
1:V:187:VAL:HG21	1:V:194:THR:CG2	2.42	0.47
1:E:40:ILE:CD1	1:E:276:ILE:HD13	2.41	0.47
1:G:33:GLU:HG2	1:G:33:GLU:O	2.14	0.47
1:B:182:PHE:CE1	1:B:304:LEU:HD12	2.50	0.47
1:X:25:GLN:NE2	1:X:42:ARG:NE	2.59	0.47
1:C:39:TYR:O	1:C:304:LEU:HA	2.15	0.47
1:A:103:ARG:NE	1:A:130:SER:O	2.38	0.47
1:M:263:VAL:O	1:M:266:ILE:HG22	2.15	0.47
1:E:274:GLU:HA	1:E:274:GLU:OE1	2.15	0.47
1:H:139:GLU:O	1:H:142:GLU:N	2.48	0.47
1:I:2:HIS:CE1	1:I:3:PRO:HG2	2.50	0.47
1:T:105:LYS:O	1:T:107:GLU:N	2.47	0.47
1:M:33:GLU:HG2	1:M:295:ARG:HH21	1.79	0.47

*Continued on next page...*

*Continued from previous page...*

Atom-1	Atom-2	Interatomic distance (Å)	Clash overlap (Å)
1:M:264:ALA:O	1:M:325:LEU:HD11	2.14	0.47
1:K:179:GLU:OE1	1:K:179:GLU:N	2.39	0.47
1:P:229:ASN:ND2	1:P:229:ASN:O	2.47	0.47
1:M:100:LEU:HD13	1:M:120:ILE:CG2	2.45	0.47
1:G:142:GLU:C	1:G:144:LEU:H	2.17	0.47
1:C:76:VAL:HG11	1:C:134:MET:HA	1.97	0.47
1:G:57:LYS:HB3	1:G:163:GLY:C	2.32	0.47
1:O:142:GLU:O	1:O:143:GLU:C	2.51	0.47
1:O:144:LEU:HG	1:O:149:ARG:HD3	1.96	0.47
1:O:58:LEU:CD1	1:O:61:LEU:HD12	2.45	0.47
1:N:223:MET:O	1:N:226:LYS:N	2.43	0.47
1:O:171:VAL:HG21	1:O:201:GLY:HA2	1.97	0.47
1:O:274:GLU:O	1:O:276:ILE:N	2.48	0.47
1:A:185:ILE:HG23	1:A:304:LEU:HB3	1.96	0.47
1:J:63:GLY:O	1:J:64:ASP:C	2.52	0.47
1:F:131:PHE:HZ	1:F:256:TYR:CE2	2.32	0.47
1:I:125:TYR:C	1:I:127:ALA:N	2.68	0.47
1:U:221:GLU:OE1	1:U:221:GLU:HA	2.15	0.47
1:H:24:ILE:HG13	1:H:177:GLN:OE1	2.15	0.47
1:G:49:GLY:O	1:G:51:GLY:N	2.48	0.47
1:H:23:PRO:HG2	1:H:42:ARG:HB2	1.96	0.47
1:H:302:LYS:HG3	3:H:1093:HOH:O	2.15	0.47
1:K:171:VAL:HG21	1:K:201:GLY:C	2.33	0.47
1:R:109:LYS:HA	1:R:113:LEU:HB2	1.96	0.47
1:M:107:GLU:O	1:M:112:TYR:CD2	2.67	0.47
1:T:134:MET:CE	1:T:137:ALA:CB	2.92	0.47
1:Q:229:ASN:ND2	1:Q:232:LYS:CE	2.78	0.47
1:M:19:PRO:HB2	1:M:20:TRP:CE3	2.48	0.47
1:H:265:GLN:HG3	1:H:269:LYS:HE3	1.97	0.47
1:Q:65:ALA:HB2	1:Q:152:TYR:CE2	2.49	0.47
1:J:103:ARG:NH2	1:J:133:LEU:HD11	2.30	0.47
1:K:61:LEU:HD13	1:K:154:ILE:HG21	1.96	0.47
1:T:73:VAL:HG21	1:T:91:ALA:HB1	1.96	0.47
1:E:262:GLU:HB3	1:E:288:TYR:CE1	2.49	0.47
1:B:34:ILE:CG2	1:B:294:ALA:HB1	2.45	0.47
1:H:112:TYR:HE1	1:H:122:THR:HG21	1.78	0.47
1:D:321:LEU:O	1:D:324:LEU:HB2	2.15	0.47
1:X:264:ALA:HA	1:X:321:LEU:HD22	1.97	0.47
1:P:134:MET:O	1:P:135:LYS:C	2.52	0.47
1:P:135:LYS:O	1:P:138:GLU:HB2	2.15	0.47
1:A:103:ARG:HB3	1:A:133:LEU:HD22	1.97	0.47

*Continued on next page...*



*Continued from previous page...*

Atom-1	Atom-2	Interatomic distance (Å)	Clash overlap (Å)
1:Q:27:LEU:HD11	1:Q:40:ILE:HB	1.97	0.47
1:M:265:GLN:O	1:M:269:LYS:HG3	2.15	0.47
1:L:223:MET:HG2	1:L:248:LEU:HD21	1.95	0.47
1:X:34:ILE:HD13	1:X:291:VAL:HA	1.95	0.47
1:L:196:ALA:HB1	1:L:231:ILE:HG22	1.97	0.47
1:H:17:LEU:N	1:H:59:GLU:OE2	2.48	0.47
1:J:311:ILE:HG23	1:J:312:SER:N	2.29	0.47
1:F:78:ALA:O	1:F:81:SER:N	2.48	0.47
1:R:307:HIS:ND1	1:R:309:GLY:N	2.55	0.47
1:U:164:THR:HG23	1:U:197:GLY:CA	2.44	0.47
1:B:252:SER:O	1:B:253:PHE:HB2	2.15	0.47
1:T:249:TYR:CD1	1:T:249:TYR:N	2.82	0.47
1:A:88:GLY:O	1:A:89:LEU:C	2.52	0.47
1:U:123:ARG:NH1	3:U:1227:HOH:O	2.39	0.47
1:S:27:LEU:HB3	1:S:274:GLU:OE2	2.14	0.47
1:O:248:LEU:CB	3:O:1153:HOH:O	2.63	0.47
1:U:179:GLU:O	1:U:179:GLU:HG2	2.14	0.47
1:J:315:PHE:O	1:J:317:TYR:N	2.48	0.47
1:F:219:PHE:HE2	1:F:248:LEU:HD23	1.80	0.47
1:G:9:LEU:HD13	1:G:60:TYR:OH	2.13	0.47
1:F:103:ARG:HD3	1:F:127:ALA:O	2.15	0.47
1:G:103:ARG:HB2	1:G:128:LYS:HA	1.96	0.47
1:I:147:GLU:C	1:I:149:ARG:H	2.18	0.47
1:K:168:VAL:HG22	1:K:200:LEU:HB3	1.97	0.47
1:S:142:GLU:HA	1:S:145:LYS:CG	2.41	0.47
1:L:41:LYS:NZ	1:L:177:GLN:NE2	2.54	0.47
1:K:214:ILE:HG21	1:K:286:ALA:HA	1.97	0.47
1:A:186:VAL:HA	1:A:212:VAL:O	2.15	0.47
1:S:22:THR:HG21	1:S:43:ASP:HA	1.96	0.47
1:S:199:SER:O	1:S:203:SER:HB2	2.15	0.47
1:Q:58:LEU:HA	1:Q:61:LEU:HD12	1.97	0.47
1:I:293:LEU:HD13	1:I:293:LEU:H	1.77	0.47
1:E:128:LYS:O	1:E:129:ASP:HB3	2.15	0.47
1:S:247:GLU:OE1	1:S:249:TYR:OH	2.26	0.47
1:P:90:ALA:C	1:P:92:LYS:N	2.68	0.47
1:T:207:GLU:CB	1:T:209:ILE:HG13	2.45	0.47
1:M:53:ASN:ND2	1:M:54:LYS:HE2	2.30	0.47
1:B:211:PRO:O	1:B:246:PRO:HB2	2.15	0.47
1:C:142:GLU:CA	1:C:142:GLU:OE1	2.63	0.47
1:M:29:ASN:HB2	1:M:274:GLU:OE2	2.15	0.47
1:D:113:LEU:HD22	1:D:117:ILE:HD11	1.96	0.47

*Continued on next page...*

*Continued from previous page...*

Atom-1	Atom-2	Interatomic distance (Å)	Clash overlap (Å)
1:E:112:TYR:CE1	1:E:122:THR:HG21	2.49	0.47
1:H:74:ILE:HG21	1:H:137:ALA:HB1	1.96	0.47
1:P:35:GLY:O	1:P:36:ALA:HB2	2.15	0.47
1:C:200:LEU:O	1:C:204:ILE:HG13	2.14	0.47
1:L:100:LEU:CD1	1:L:120:ILE:HG22	2.45	0.47
1:O:200:LEU:HD22	1:O:200:LEU:O	2.15	0.47
1:M:240:VAL:CG2	1:M:241:LYS:N	2.78	0.47
1:D:7:ALA:O	1:D:9:LEU:N	2.48	0.47
1:B:105:LYS:HG3	1:B:107:GLU:HG3	1.97	0.47
1:Q:14:ARG:CG	1:Q:59:GLU:HB3	2.45	0.47
1:G:149:ARG:CG	1:I:221:GLU:H	2.21	0.47
1:X:218:ARG:CD	1:X:222:VAL:HG11	2.37	0.47
1:O:162:ILE:C	1:O:164:THR:N	2.67	0.47
1:P:112:TYR:HA	1:P:115:ASP:HB2	1.97	0.47
1:G:258:LYS:HD3	1:G:260:THR:HG22	1.97	0.47
1:Q:187:VAL:HG23	3:Q:1195:HOH:O	2.15	0.47
1:B:15:VAL:CG1	1:B:17:LEU:HD13	2.43	0.47
1:B:128:LYS:C	1:B:130:SER:N	2.68	0.47
1:A:221:GLU:C	1:A:223:MET:N	2.64	0.47
1:K:227:LEU:HD21	1:K:246:PRO:CG	2.45	0.47
1:J:42:ARG:NH1	1:J:42:ARG:HB3	2.30	0.47
1:R:142:GLU:HG3	1:R:146:ARG:HE	1.80	0.47
1:D:132:GLU:C	1:D:134:MET:H	2.18	0.47
1:K:259:ILE:HD11	1:K:317:TYR:CB	2.39	0.47
1:K:279:ASP:OD2	1:K:310:GLY:O	2.33	0.47
1:W:106:GLU:OE2	1:W:124:VAL:CG1	2.63	0.47
1:Q:73:VAL:HG13	1:Q:154:ILE:HD11	1.97	0.47
1:Q:162:ILE:O	1:Q:162:ILE:HD12	2.14	0.47
1:N:203:SER:CB	1:N:243:GLU:HG2	2.45	0.47
1:X:75:THR:OG1	1:X:83:HIS:HE1	1.97	0.47
1:L:145:LYS:C	1:L:147:GLU:H	2.17	0.47
1:B:241:LYS:CG	1:B:242:VAL:N	2.74	0.47
1:X:259:ILE:CG2	1:X:321:LEU:HD21	2.45	0.47
1:I:95:GLY:O	1:I:96:LEU:O	2.33	0.47
1:V:60:TYR:HB3	1:V:162:ILE:HG13	1.96	0.47
1:B:64:ASP:O	1:B:67:SER:CB	2.63	0.47
1:M:43:ASP:OD1	1:M:56:ARG:NH2	2.29	0.47
1:J:196:ALA:HB2	1:J:230:LEU:HD13	1.95	0.47
1:D:214:ILE:CG2	1:D:251:TYR:HB2	2.45	0.47
1:I:207:GLU:OE1	1:I:207:GLU:HA	2.15	0.47
1:I:272:THR:HG22	1:J:92:LYS:HD3	1.97	0.47

*Continued on next page...*

*Continued from previous page...*

Atom-1	Atom-2	Interatomic distance (Å)	Clash overlap (Å)
1:G:82:ASN:HA	1:G:111:ASN:ND2	2.30	0.47
1:G:214:ILE:HD13	1:G:286:ALA:C	2.34	0.47
1:W:157:GLY:C	1:W:159:ALA:H	2.18	0.47
1:B:62:LEU:O	1:B:66:LEU:HG	2.15	0.47
1:B:20:TRP:N	1:B:20:TRP:CD1	2.75	0.47
1:R:82:ASN:OD1	2:R:1181:5PA:H2A1	2.15	0.47
1:W:253:PHE:HD2	1:W:260:THR:CG2	2.25	0.47
1:S:219:PHE:CZ	1:S:248:LEU:HD23	2.49	0.47
1:G:53:ASN:CB	1:G:308:THR:HG22	2.37	0.47
1:T:134:MET:CE	1:T:137:ALA:HB3	2.46	0.47
1:S:109:LYS:CA	1:S:113:LEU:HB2	2.45	0.47
1:J:103:ARG:NE	1:J:129:ASP:HA	2.30	0.47
1:A:126:ASP:O	1:A:128:LYS:N	2.44	0.47
1:C:322:LEU:CD1	1:D:108:LEU:HD21	2.42	0.47
1:U:25:GLN:NE2	1:U:42:ARG:NE	2.62	0.47
1:N:266:ILE:HD12	1:N:266:ILE:HA	1.84	0.47
1:F:249:TYR:N	1:F:249:TYR:CD1	2.83	0.47
1:S:240:VAL:HG22	1:S:241:LYS:N	2.30	0.47
1:E:93:LYS:HA	1:F:272:THR:O	2.15	0.47
1:C:217:GLY:N	1:C:252:SER:HB3	2.30	0.46
1:P:144:LEU:O	1:P:147:GLU:HB2	2.15	0.46
1:P:286:ALA:O	1:P:290:LEU:N	2.46	0.46
1:D:34:ILE:CG2	1:D:294:ALA:HB3	2.46	0.46
1:B:308:THR:O	2:B:1021:5PA:H2A2	2.15	0.46
1:L:253:PHE:CG	1:L:260:THR:HG21	2.49	0.46
1:M:72:VAL:O	1:M:72:VAL:HG13	2.15	0.46
1:J:219:PHE:HD2	1:J:220:GLY:H	1.61	0.46
1:W:143:GLU:HA	1:W:146:ARG:NE	2.31	0.46
1:S:167:TYR:C	1:S:169:ARG:N	2.66	0.46
1:N:72:VAL:CG1	1:N:151:PRO:HA	2.45	0.46
1:D:140:ILE:O	1:D:144:LEU:HB2	2.15	0.46
1:T:219:PHE:CD2	1:T:220:GLY:N	2.82	0.46
1:T:221:GLU:O	1:T:222:VAL:C	2.54	0.46
1:U:180:VAL:HA	1:U:181:LYS:NZ	2.30	0.46
1:U:222:VAL:HG22	1:U:226:LYS:HD2	1.97	0.46
1:K:54:LYS:HE3	2:K:1111:5PA:C9	2.42	0.46
1:O:109:LYS:N	1:O:113:LEU:HB2	2.30	0.46
1:Q:116:LYS:HZ3	1:Q:122:THR:HG22	1.80	0.46
1:Q:116:LYS:NZ	1:Q:122:THR:CG2	2.78	0.46
1:Q:139:GLU:HA	1:Q:142:GLU:HG2	1.97	0.46
1:X:160:SER:O	1:X:161:PRO:C	2.50	0.46

*Continued on next page...*

*Continued from previous page...*

Atom-1	Atom-2	Interatomic distance (Å)	Clash overlap (Å)
1:F:72:VAL:HG13	1:F:72:VAL:O	2.15	0.46
1:C:34:ILE:O	1:C:34:ILE:HG13	2.14	0.46
1:H:99:ILE:HG12	1:H:121:GLU:HB3	1.95	0.46
1:K:229:ASN:ND2	1:K:232:LYS:HE2	2.29	0.46
1:O:78:ALA:H	1:O:81:SER:HB2	1.80	0.46
1:P:247:GLU:HB3	1:P:249:TYR:CE1	2.44	0.46
1:I:93:LYS:HE3	1:J:274:GLU:C	2.35	0.46
1:B:293:LEU:HB3	1:B:299:LEU:HG	1.98	0.46
1:M:228:ASP:O	1:M:232:LYS:HB2	2.15	0.46
1:E:43:ASP:OD2	1:E:56:ARG:NE	2.43	0.46
1:V:55:ILE:HD11	1:V:86:VAL:HG21	1.97	0.46
1:H:35:GLY:O	1:H:36:ALA:HB2	2.15	0.46
1:K:244:VAL:HG12	1:K:245:ARG:N	2.29	0.46
1:J:320:LYS:O	1:J:320:LYS:HG3	2.15	0.46
1:J:142:GLU:O	1:J:143:GLU:C	2.53	0.46
1:S:291:VAL:O	1:S:295:ARG:HG3	2.15	0.46
1:I:131:PHE:C	1:I:133:LEU:N	2.68	0.46
1:S:15:VAL:HG12	1:S:17:LEU:HD11	1.96	0.46
1:G:78:ALA:O	1:G:102:LEU:HD22	2.15	0.46
1:G:80:HIS:C	1:G:80:HIS:CD2	2.89	0.46
1:Q:78:ALA:HB3	1:Q:80:HIS:CD2	2.51	0.46
1:V:220:GLY:O	1:V:224:THR:HB	2.15	0.46
1:V:221:GLU:O	1:V:225:SER:N	2.33	0.46
1:O:299:LEU:HB2	1:O:303:ILE:HD11	1.97	0.46
1:P:30:ILE:O	1:P:34:ILE:HB	2.15	0.46
1:E:181:LYS:HE3	1:E:302:LYS:NZ	2.30	0.46
1:W:61:LEU:HD23	1:W:61:LEU:HA	1.82	0.46
1:Q:54:LYS:HD3	1:Q:54:LYS:HA	1.77	0.46
1:D:147:GLU:C	1:D:149:ARG:N	2.69	0.46
1:I:113:LEU:O	1:I:117:ILE:HG13	2.15	0.46
1:J:184:SER:HB3	1:J:210:ARG:HB2	1.97	0.46
1:J:174:ILE:O	1:J:175:ALA:C	2.54	0.46
1:V:50:ILE:HD13	1:V:111:ASN:OD1	2.16	0.46
1:V:54:LYS:HE3	2:V:1221:5PA:H91	1.97	0.46
1:R:142:GLU:O	1:R:146:ARG:N	2.42	0.46
1:X:31:SER:OG	1:X:38:VAL:HG12	2.15	0.46
1:K:82:ASN:ND2	1:K:310:GLY:HA2	2.29	0.46
1:S:42:ARG:NH2	1:T:47:GLY:O	2.44	0.46
1:Q:116:LYS:NZ	1:Q:122:THR:HG22	2.30	0.46
1:O:66:LEU:CD2	1:O:96:LEU:HD11	2.45	0.46
1:H:243:GLU:O	1:H:244:VAL:O	2.32	0.46

*Continued on next page...*

*Continued from previous page...*

Atom-1	Atom-2	Interatomic distance (Å)	Clash overlap (Å)
1:X:283:THR:HG22	1:X:308:THR:OG1	2.15	0.46
1:K:74:ILE:HG22	1:K:75:THR:N	2.30	0.46
1:D:113:LEU:HD22	1:D:117:ILE:CD1	2.46	0.46
1:I:200:LEU:HD22	1:I:204:ILE:HD11	1.97	0.46
1:G:198:LEU:O	1:G:202:LEU:N	2.49	0.46
1:A:118:MET:HE3	1:B:271:GLY:HA3	1.98	0.46
1:S:259:ILE:HG22	1:S:324:LEU:CD2	2.46	0.46
1:X:66:LEU:O	1:X:69:GLY:N	2.47	0.46
1:I:135:LYS:O	1:I:138:GLU:N	2.45	0.46
1:S:39:TYR:CD1	1:S:182:PHE:HE2	2.33	0.46
1:U:100:LEU:HD12	1:U:100:LEU:N	2.31	0.46
1:C:108:LEU:CD1	1:C:108:LEU:N	2.78	0.46
1:G:24:ILE:HG22	1:G:24:ILE:O	2.15	0.46
1:L:311:ILE:HG12	1:L:311:ILE:O	2.15	0.46
1:B:92:LYS:HE2	1:B:120:ILE:HG12	1.97	0.46
1:F:26:TYR:CZ	1:U:4:LYS:HE3	2.51	0.46
1:C:278:LEU:HD22	1:C:283:THR:HB	1.97	0.46
1:K:217:GLY:HA2	1:K:256:TYR:HB2	1.97	0.46
1:A:1:MET:HE1	1:A:5:ILE:HG22	1.97	0.46
1:X:219:PHE:HE1	1:X:250:ASP:N	2.13	0.46
1:G:60:TYR:OH	1:G:169:ARG:NH1	2.49	0.46
1:G:61:LEU:O	1:G:64:ASP:CB	2.64	0.46
1:W:289:GLY:O	1:W:292:ASP:N	2.40	0.46
1:H:225:SER:O	1:H:228:ASP:HB2	2.15	0.46
1:P:30:ILE:HG12	1:P:274:GLU:HG2	1.96	0.46
1:J:308:THR:HB	2:J:1101:5PA:N1	2.30	0.46
1:Q:214:ILE:HG23	1:Q:214:ILE:O	2.15	0.46
1:K:117:ILE:O	1:L:268:ARG:NE	2.39	0.46
1:I:142:GLU:HA	1:I:145:LYS:HD2	1.96	0.46
1:B:127:ALA:O	1:B:128:LYS:C	2.53	0.46
1:V:104:GLY:O	1:V:106:GLU:N	2.49	0.46
1:S:144:LEU:HD23	1:S:151:PRO:CB	2.45	0.46
1:T:319:ASP:O	1:T:321:LEU:N	2.48	0.46
1:E:17:LEU:O	1:E:19:PRO:HD3	2.15	0.46
1:R:103:ARG:HH21	1:R:131:PHE:HA	1.79	0.46
1:Q:142:GLU:HA	1:Q:145:LYS:CD	2.46	0.46
1:Q:61:LEU:CD2	1:Q:154:ILE:HG23	2.44	0.46
1:I:249:TYR:HB3	1:I:251:TYR:HE1	1.81	0.46
1:V:243:GLU:O	1:V:244:VAL:C	2.54	0.46
1:M:221:GLU:C	1:M:223:MET:N	2.69	0.46
1:W:20:TRP:CE3	1:X:23:PRO:HG3	2.50	0.46

*Continued on next page...*

*Continued from previous page...*

Atom-1	Atom-2	Interatomic distance (Å)	Clash overlap (Å)
1:O:81:SER:HG	1:O:84:ALA:H	1.59	0.46
1:P:134:MET:C	1:P:138:GLU:HG2	2.35	0.46
1:G:5:ILE:O	1:G:5:ILE:HG22	2.15	0.46
1:D:167:TYR:HA	1:D:170:ALA:HB3	1.96	0.46
1:O:45:LEU:CB	1:P:45:LEU:HD22	2.44	0.46
1:C:291:VAL:HG12	1:C:295:ARG:CD	2.43	0.46
1:X:30:ILE:HG21	1:X:287:PHE:CZ	2.51	0.46
1:X:62:LEU:O	1:X:64:ASP:N	2.47	0.46
1:M:56:ARG:HH11	1:M:56:ARG:HG2	1.80	0.46
1:V:48:LEU:HD23	1:V:48:LEU:C	2.35	0.46
1:E:311:ILE:HG23	1:E:312:SER:N	2.31	0.46
1:B:40:ILE:HG13	1:B:305:PHE:O	2.15	0.46
1:W:110:GLY:HA3	1:W:316:HIS:CD2	2.50	0.46
1:W:310:GLY:O	1:W:313:GLY:N	2.48	0.46
1:N:240:VAL:HG22	1:N:241:LYS:N	2.30	0.46
1:U:30:ILE:O	1:U:34:ILE:HG12	2.15	0.46
1:G:54:LYS:HG3	1:G:83:HIS:HA	1.97	0.46
1:W:249:TYR:N	1:W:249:TYR:CD1	2.83	0.46
1:F:221:GLU:O	1:F:222:VAL:C	2.53	0.46
1:W:1:MET:H1	1:W:176:THR:HG21	1.80	0.46
1:B:187:VAL:HG21	1:B:194:THR:HG21	1.96	0.46
1:B:200:LEU:O	1:B:204:ILE:HG13	2.15	0.46
1:W:11:LYS:HE3	1:W:12:PHE:CZ	2.50	0.46
1:T:162:ILE:HG23	1:T:163:GLY:N	2.31	0.46
1:T:200:LEU:HD12	1:T:234:ALA:HB3	1.98	0.46
1:R:196:ALA:HB2	1:R:227:LEU:HD11	1.98	0.46
1:P:210:ARG:HH22	1:P:298:GLU:C	2.19	0.46
1:P:210:ARG:NH2	1:P:298:GLU:O	2.46	0.46
1:M:12:PHE:CE1	1:M:238:LEU:HD23	2.50	0.46
1:W:259:ILE:HG22	1:W:324:LEU:CD2	2.45	0.46
1:T:22:THR:O	1:T:41:LYS:NZ	2.48	0.46
1:L:25:GLN:NE2	1:L:42:ARG:HD3	2.29	0.46
1:G:42:ARG:NH1	1:G:44:ASP:CG	2.69	0.46
1:D:127:ALA:HB1	1:D:128:LYS:HZ1	1.79	0.46
1:X:266:ILE:O	1:X:269:LYS:HB2	2.15	0.46
1:K:84:ALA:CA	1:K:100:LEU:HD21	2.46	0.46
1:P:252:SER:O	1:P:253:PHE:CB	2.61	0.46
1:Q:74:ILE:CD1	1:Q:141:ALA:HB2	2.45	0.46
1:Q:160:SER:C	1:Q:162:ILE:N	2.69	0.46
1:N:103:ARG:HH21	1:N:131:PHE:CA	2.23	0.46
1:M:222:VAL:HG22	1:M:222:VAL:O	2.15	0.46

*Continued on next page...*

*Continued from previous page...*

Atom-1	Atom-2	Interatomic distance (Å)	Clash overlap (Å)
1:W:278:LEU:HB3	1:W:283:THR:OG1	2.15	0.46
1:F:138:GLU:OE1	1:F:138:GLU:HA	2.15	0.46
1:R:30:ILE:HG21	1:R:287:PHE:HZ	1.81	0.46
1:R:162:ILE:HD12	1:R:165:LEU:CD1	2.46	0.46
1:P:82:ASN:ND2	1:P:111:ASN:ND2	2.64	0.46
1:G:124:VAL:HG12	1:G:124:VAL:O	2.15	0.46
1:C:264:ALA:O	1:C:325:LEU:HD11	2.16	0.46
1:L:240:VAL:HG22	1:L:241:LYS:N	2.31	0.46
1:U:164:THR:C	1:U:166:GLY:H	2.19	0.46
1:X:314:THR:HG22	1:X:314:THR:O	2.16	0.46
1:K:31:SER:HA	1:K:36:ALA:O	2.15	0.46
1:G:144:LEU:HD23	1:G:151:PRO:HB3	1.98	0.46
1:J:181:LYS:HE2	1:J:302:LYS:HZ3	1.81	0.46
1:G:54:LYS:HB2	1:G:86:VAL:HG11	1.96	0.46
1:G:81:SER:OG	1:G:83:HIS:HB3	2.16	0.46
1:P:270:VAL:HG12	1:P:276:ILE:O	2.16	0.46
1:B:168:VAL:O	1:B:171:VAL:HG22	2.15	0.46
1:S:191:SER:OG	2:S:1191:5PA:O1P	2.22	0.46
1:F:287:PHE:O	1:F:290:LEU:HB3	2.15	0.46
1:P:165:LEU:HA	1:P:168:VAL:HG23	1.98	0.46
1:T:218:ARG:CG	1:T:219:PHE:H	2.11	0.46
1:R:308:THR:HB	2:R:1181:5PA:N1	2.31	0.46
1:R:286:ALA:HB2	3:R:1202:HOH:O	2.14	0.46
1:H:22:THR:HB	1:H:42:ARG:O	2.14	0.46
1:K:221:GLU:CD	1:V:106:GLU:OE2	2.54	0.46
1:I:259:ILE:HG21	1:I:321:LEU:CD2	2.45	0.46
1:L:53:ASN:HB3	1:L:308:THR:HG22	1.96	0.46
1:L:243:GLU:O	1:L:244:VAL:C	2.53	0.46
1:V:212:VAL:HG11	1:V:299:LEU:HD21	1.98	0.46
1:K:274:GLU:O	1:K:276:ILE:N	2.49	0.46
1:H:269:LYS:HB3	1:H:273:ARG:HH11	1.77	0.46
1:Q:141:ALA:HA	1:Q:144:LEU:HD22	1.96	0.46
1:K:321:LEU:C	1:K:323:SER:N	2.69	0.46
1:H:214:ILE:HG23	1:H:251:TYR:CD1	2.51	0.46
1:M:64:ASP:CG	1:M:68:LYS:HZ2	2.16	0.46
1:R:162:ILE:HD12	1:R:165:LEU:HD12	1.97	0.46
1:N:210:ARG:HH11	1:N:247:GLU:CD	2.19	0.46
1:L:110:GLY:N	3:L:1130:HOH:O	2.46	0.46
1:K:316:HIS:C	1:K:318:GLY:N	2.68	0.46
1:H:17:LEU:HG	1:H:48:LEU:HD12	1.97	0.46
1:L:240:VAL:CG2	1:L:241:LYS:N	2.78	0.46

*Continued on next page...*

*Continued from previous page...*

Atom-1	Atom-2	Interatomic distance (Å)	Clash overlap (Å)
1:V:34:ILE:HD11	1:V:291:VAL:HG22	1.97	0.46
1:Q:203:SER:OG	1:Q:243:GLU:HB2	2.16	0.46
1:U:100:LEU:CD1	1:U:100:LEU:N	2.79	0.46
1:C:187:VAL:HG21	1:C:194:THR:HG21	1.97	0.46
1:W:315:PHE:HE2	1:X:110:GLY:O	1.98	0.46
1:P:215:ALA:HB3	1:P:250:ASP:HA	1.97	0.46
1:X:147:GLU:C	1:X:149:ARG:N	2.69	0.46
1:G:218:ARG:CD	1:G:256:TYR:HB3	2.43	0.46
1:O:195:LEU:HD11	1:O:213:GLY:HA3	1.97	0.46
1:F:79:VAL:HB	1:F:103:ARG:O	2.15	0.46
1:G:15:VAL:O	1:G:17:LEU:HD22	2.15	0.46
1:L:228:ASP:OD1	1:L:245:ARG:HD2	2.16	0.46
1:Q:299:LEU:HA	1:Q:299:LEU:HD23	1.72	0.46
1:V:42:ARG:C	1:V:44:ASP:H	2.18	0.46
1:Q:94:LEU:C	1:Q:96:LEU:H	2.17	0.46
1:H:210:ARG:HD2	1:H:247:GLU:OE1	2.16	0.46
1:K:131:PHE:C	1:K:131:PHE:CD1	2.89	0.46
1:O:221:GLU:C	1:O:223:MET:N	2.55	0.46
1:D:259:ILE:HD12	1:D:320:LYS:CG	2.46	0.46
1:S:78:ALA:C	1:S:80:HIS:N	2.68	0.46
1:T:5:ILE:HG22	1:T:9:LEU:HD12	1.97	0.46
1:L:30:ILE:HG22	1:L:34:ILE:HD12	1.97	0.46
1:B:1:MET:CE	1:B:172:GLY:HA3	2.46	0.46
1:F:92:LYS:O	1:F:95:GLY:N	2.48	0.46
1:F:114:LEU:O	1:F:115:ASP:C	2.53	0.46
1:S:207:GLU:C	1:S:209:ILE:H	2.18	0.46
1:C:189:ALA:HB3	1:C:215:ALA:HA	1.97	0.46
1:S:108:LEU:HB2	3:S:1231:HOH:O	2.15	0.46
1:X:143:GLU:O	1:X:145:LYS:N	2.48	0.46
1:I:162:ILE:HG13	1:I:163:GLY:N	2.31	0.46
1:C:132:GLU:CB	3:C:1047:HOH:O	2.58	0.46
1:C:133:LEU:HD12	1:C:136:TYR:HD2	1.80	0.46
1:W:186:VAL:HG12	1:W:212:VAL:HB	1.98	0.46
1:G:256:TYR:CD1	1:G:257:GLY:N	2.84	0.46
1:G:259:ILE:HG22	1:G:259:ILE:O	2.15	0.46
1:V:103:ARG:HE	1:V:133:LEU:HD21	1.81	0.46
1:E:187:VAL:HG22	1:E:188:ALA:H	1.79	0.46
1:L:280:PRO:HB3	1:L:321:LEU:HD11	1.97	0.46
1:L:322:LEU:C	1:L:324:LEU:H	2.19	0.46
1:W:41:LYS:HZ3	1:W:177:GLN:NE2	2.14	0.46
1:F:191:SER:N	2:F:1061:5PA:O3P	2.49	0.46

*Continued on next page...*



*Continued from previous page...*

Atom-1	Atom-2	Interatomic distance (Å)	Clash overlap (Å)
1:R:216:VAL:CG1	3:R:1202:HOH:O	2.62	0.46
1:H:41:LYS:HZ3	1:H:177:GLN:NE2	2.12	0.46
1:K:71:ASP:N	1:K:71:ASP:OD2	2.48	0.46
1:K:227:LEU:HD21	1:K:246:PRO:HG3	1.98	0.46
1:S:112:TYR:HE1	1:S:122:THR:HG1	1.64	0.46
1:P:259:ILE:HD11	1:P:317:TYR:CD2	2.51	0.46
1:W:181:LYS:O	1:W:302:LYS:NZ	2.43	0.46
1:K:73:VAL:CG1	1:K:154:ILE:HD11	2.46	0.46
1:P:82:ASN:ND2	1:P:111:ASN:HD21	2.13	0.46
1:X:34:ILE:CG1	1:X:291:VAL:HG13	2.46	0.46
1:M:25:GLN:NE2	1:M:42:ARG:CG	2.79	0.46
1:W:31:SER:OG	1:W:38:VAL:HG12	2.15	0.46
1:S:50:ILE:HD11	1:S:82:ASN:HD22	1.81	0.46
1:A:12:PHE:HA	1:A:13:PRO:HD3	1.66	0.46
1:T:109:LYS:HG3	1:T:316:HIS:CD2	2.51	0.46
1:M:235:ALA:HB1	1:M:240:VAL:O	2.15	0.46
1:M:14:ARG:NH1	1:M:14:ARG:HG2	2.31	0.46
1:H:205:LEU:O	1:H:206:ASN:C	2.54	0.46
1:V:262:GLU:H	1:V:262:GLU:CD	2.19	0.46
1:B:56:ARG:HG2	1:B:56:ARG:HH11	1.81	0.46
1:W:269:LYS:HB3	1:W:273:ARG:HH12	1.80	0.46
1:K:294:ALA:O	1:K:295:ARG:C	2.53	0.46
1:X:43:ASP:O	1:X:46:THR:HG23	2.16	0.46
1:I:218:ARG:HD2	1:I:256:TYR:H	1.80	0.46
1:C:196:ALA:CB	1:C:230:LEU:HD22	2.46	0.46
1:O:143:GLU:HA	1:O:146:ARG:HG2	1.98	0.46
1:G:259:ILE:HD11	1:G:317:TYR:CB	2.45	0.46
1:Q:253:PHE:HZ	1:Q:288:TYR:CD2	2.33	0.46
1:P:283:THR:O	1:P:286:ALA:HB3	2.16	0.46
1:B:168:VAL:HG22	1:B:200:LEU:HB3	1.97	0.46
1:B:54:LYS:HE3	2:B:1021:5PA:H91	1.97	0.46
1:D:146:ARG:C	1:D:147:GLU:HG3	2.36	0.46
2:F:1061:5PA:O4P	2:F:1061:5PA:C4A	2.64	0.46
1:G:126:ASP:C	1:G:128:LYS:N	2.62	0.46
1:H:181:LYS:H	1:H:181:LYS:CD	2.29	0.46
1:J:207:GLU:HA	1:J:207:GLU:OE1	2.16	0.46
1:K:219:PHE:CD2	1:K:223:MET:HE3	2.51	0.46
1:B:82:ASN:HD22	1:B:111:ASN:ND2	1.94	0.46
1:L:83:HIS:CD2	1:L:157:GLY:CA	2.96	0.46
1:M:112:TYR:HA	1:M:115:ASP:OD2	2.15	0.46
1:T:183:ASP:O	1:T:210:ARG:HG3	2.15	0.46

*Continued on next page...*

*Continued from previous page...*

Atom-1	Atom-2	Interatomic distance (Å)	Clash overlap (Å)
1:K:181:LYS:HE3	1:K:302:LYS:HZ2	1.81	0.46
1:Q:76:VAL:HG11	1:Q:134:MET:CA	2.46	0.46
1:E:202:LEU:CD1	1:E:211:PRO:HG3	2.37	0.46
1:K:74:ILE:O	1:K:154:ILE:N	2.44	0.46
1:C:171:VAL:HG12	1:C:198:LEU:HD23	1.96	0.46
1:N:229:ASN:ND2	1:N:229:ASN:O	2.47	0.46
1:V:81:SER:HB3	1:V:84:ALA:HB2	1.97	0.46
1:L:210:ARG:HA	1:L:211:PRO:HD3	1.80	0.46
1:R:27:LEU:HD12	1:R:38:VAL:HG22	1.97	0.46
1:I:171:VAL:CG2	1:I:172:GLY:N	2.78	0.46
1:K:210:ARG:NH1	1:K:247:GLU:OE1	2.49	0.46
1:D:40:ILE:HD11	1:D:307:HIS:HB2	1.97	0.46
1:I:207:GLU:CB	1:I:209:ILE:HG13	2.46	0.46
1:M:84:ALA:O	1:M:100:LEU:HD21	2.15	0.46
1:N:185:ILE:CG2	1:N:306:ILE:HD11	2.45	0.46
1:B:76:VAL:HG12	1:B:101:VAL:HB	1.98	0.46
1:Q:291:VAL:O	1:Q:295:ARG:HB2	2.16	0.46
1:W:105:LYS:O	1:W:107:GLU:N	2.47	0.46
1:M:60:TYR:OH	1:M:169:ARG:NH1	2.49	0.46
1:G:98:ALA:O	1:G:99:ILE:HG13	2.15	0.46
1:I:58:LEU:HG	1:I:62:LEU:HG	1.97	0.46
1:C:224:THR:O	1:C:228:ASP:OD2	2.34	0.46
1:S:66:LEU:CD2	1:S:96:LEU:HD11	2.46	0.46
1:O:61:LEU:O	1:O:64:ASP:N	2.35	0.46
1:F:244:VAL:O	1:F:245:ARG:O	2.34	0.46
1:O:5:ILE:HG22	1:O:6:PHE:N	2.30	0.46
1:K:115:ASP:HB3	1:K:120:ILE:CB	2.31	0.46
1:R:210:ARG:HA	1:R:211:PRO:HD3	1.67	0.46
1:K:72:VAL:HG13	1:K:151:PRO:HA	1.97	0.46
1:V:308:THR:O	2:V:1221:5PA:H2A2	2.16	0.46
1:Q:20:TRP:CD1	1:R:20:TRP:HZ3	2.33	0.46
1:S:142:GLU:C	1:S:144:LEU:N	2.69	0.46
1:I:323:SER:O	1:I:324:LEU:HD12	2.16	0.46
1:P:181:LYS:HE3	1:P:302:LYS:NZ	2.30	0.46
1:T:134:MET:HE3	1:T:134:MET:HA	1.98	0.46
1:P:268:ARG:NH2	1:P:325:LEU:HG	2.30	0.46
1:K:186:VAL:O	1:K:186:VAL:CG2	2.63	0.46
1:Q:149:ARG:O	1:Q:151:PRO:HD3	2.16	0.46
1:F:144:LEU:O	1:F:144:LEU:HD12	2.15	0.46
1:F:149:ARG:CZ	3:F:1089:HOH:O	2.64	0.46
1:B:224:THR:CG2	1:B:245:ARG:HH22	2.28	0.46

*Continued on next page...*

*Continued from previous page...*

Atom-1	Atom-2	Interatomic distance (Å)	Clash overlap (Å)
1:X:41:LYS:HD2	1:X:174:ILE:HG12	1.97	0.46
1:T:58:LEU:O	1:T:62:LEU:HB2	2.16	0.46
1:W:279:ASP:OD2	1:W:281:VAL:HG13	2.16	0.46
1:H:299:LEU:CB	1:H:303:ILE:CD1	2.94	0.46
1:C:116:LYS:HD2	1:C:116:LYS:N	2.30	0.46
1:X:259:ILE:HD12	1:X:320:LYS:CG	2.45	0.46
1:O:78:ALA:O	1:O:81:SER:N	2.46	0.46
1:O:80:HIS:O	1:O:81:SER:C	2.53	0.46
1:U:56:ARG:NH1	1:U:56:ARG:HG2	2.30	0.46
1:P:42:ARG:C	1:P:44:ASP:H	2.19	0.46
1:K:128:LYS:O	1:K:129:ASP:HB3	2.15	0.46
1:I:322:LEU:HD21	1:J:116:LYS:CB	2.46	0.46
1:C:168:VAL:HG22	1:C:200:LEU:HB3	1.98	0.46
1:J:56:ARG:NH1	1:J:56:ARG:HG2	2.31	0.46
1:D:100:LEU:HB3	1:D:102:LEU:CD2	2.46	0.46
1:N:93:LYS:HG2	1:N:93:LYS:O	2.16	0.46
1:H:90:ALA:O	1:H:91:ALA:C	2.52	0.46
1:B:235:ALA:O	1:B:239:GLY:N	2.49	0.46
1:A:26:TYR:O	1:A:28:PRO:HD3	2.16	0.46
1:S:57:LYS:HE2	1:S:193:GLY:HA3	1.98	0.46
1:F:61:LEU:HD22	1:F:154:ILE:HG12	1.98	0.46
1:G:71:ASP:OD1	1:G:149:ARG:HG2	2.16	0.46
1:O:204:ILE:HD11	1:O:238:LEU:HD12	1.96	0.46
1:P:108:LEU:HD12	1:P:112:TYR:CD2	2.51	0.46
1:A:174:ILE:HA	1:A:177:GLN:HE21	1.81	0.46
1:J:215:ALA:HB2	1:J:248:LEU:HD11	1.97	0.46
1:F:186:VAL:CG1	1:F:187:VAL:N	2.79	0.46
1:T:160:SER:O	1:T:164:THR:N	2.48	0.46
1:U:181:LYS:CG	1:U:302:LYS:NZ	2.75	0.46
1:R:321:LEU:C	1:R:323:SER:N	2.69	0.46
1:H:324:LEU:HD13	1:H:324:LEU:N	2.30	0.46
1:N:128:LYS:C	1:N:130:SER:N	2.68	0.46
1:E:42:ARG:CB	1:E:45:LEU:HD12	2.40	0.46
1:M:130:SER:OG	1:M:132:GLU:HB2	2.16	0.46
1:G:25:GLN:HE21	1:G:42:ARG:NE	2.14	0.46
1:T:264:ALA:HB1	1:T:325:LEU:HD22	1.97	0.46
1:D:133:LEU:HA	1:D:136:TYR:HD2	1.80	0.46
1:K:185:ILE:HA	1:K:304:LEU:O	2.16	0.46
1:K:272:THR:HG21	1:L:118:MET:O	2.15	0.46
1:S:266:ILE:HG23	1:S:267:ILE:N	2.30	0.46
1:E:131:PHE:CE2	1:E:226:LYS:NZ	2.85	0.46

*Continued on next page...*

*Continued from previous page...*

Atom-1	Atom-2	Interatomic distance (Å)	Clash overlap (Å)
1:K:102:LEU:C	1:K:133:LEU:HD21	2.37	0.46
1:K:140:ILE:O	1:K:143:GLU:HG3	2.16	0.46
1:K:232:LYS:NZ	1:U:319:ASP:OD2	2.43	0.46
1:W:85:PHE:CE1	1:W:114:LEU:HB3	2.51	0.46
1:O:126:ASP:N	3:O:1178:HOH:O	2.46	0.46
1:G:242:VAL:O	1:G:243:GLU:O	2.34	0.46
1:L:5:ILE:HD11	1:L:205:LEU:HD23	1.98	0.46
1:A:22:THR:HG21	1:A:43:ASP:HA	1.98	0.46
1:M:42:ARG:NH1	1:M:44:ASP:OD2	2.49	0.46
1:B:164:THR:C	1:B:166:GLY:N	2.68	0.46
1:X:316:HIS:ND1	1:X:316:HIS:O	2.46	0.46
1:D:115:ASP:O	1:D:118:MET:N	2.49	0.46
1:C:226:LYS:O	1:C:230:LEU:HB2	2.16	0.45
1:O:228:ASP:OD1	1:O:245:ARG:HD2	2.15	0.45
1:O:269:LYS:O	1:O:273:ARG:HG3	2.16	0.45
1:G:129:ASP:OD2	1:G:130:SER:N	2.43	0.45
1:H:56:ARG:HD3	1:H:170:ALA:HB2	1.98	0.45
1:K:200:LEU:CD2	1:K:240:VAL:HG11	2.39	0.45
1:L:123:ARG:HH11	1:L:140:ILE:CD1	2.14	0.45
1:S:145:LYS:C	1:S:147:GLU:H	2.19	0.45
1:P:52:GLY:C	3:P:1162:HOH:O	2.54	0.45
1:D:128:LYS:HE3	1:D:132:GLU:HB3	1.98	0.45
1:B:218:ARG:HB2	1:B:218:ARG:NH1	2.31	0.45
1:G:274:GLU:O	1:G:276:ILE:HG13	2.16	0.45
1:X:162:ILE:CG2	1:X:163:GLY:H	2.30	0.45
1:E:103:ARG:HH11	1:E:128:LYS:HG2	1.81	0.45
1:K:145:LYS:C	1:K:147:GLU:N	2.68	0.45
1:D:157:GLY:HA2	2:D:1041:5PA:H92	1.96	0.45
1:H:100:LEU:CD2	1:H:120:ILE:HG21	2.46	0.45
1:W:20:TRP:CD1	1:X:20:TRP:CZ3	3.03	0.45
1:J:112:TYR:HE1	1:J:122:THR:HG21	1.82	0.45
1:G:181:LYS:HE3	1:G:302:LYS:CD	2.46	0.45
1:W:100:LEU:HD12	1:W:100:LEU:HA	1.79	0.45
1:F:168:VAL:HG22	1:F:200:LEU:HB3	1.98	0.45
1:E:56:ARG:HD2	1:E:167:TYR:CE1	2.51	0.45
1:I:105:LYS:HB3	1:I:107:GLU:HG3	1.98	0.45
1:N:177:GLN:HG3	1:N:178:SER:N	2.30	0.45
1:H:62:LEU:HB3	1:H:94:LEU:HD11	1.97	0.45
1:D:186:VAL:HG22	1:D:212:VAL:HB	1.98	0.45
1:I:207:GLU:HB2	1:I:209:ILE:HG13	1.98	0.45
1:O:12:PHE:HA	1:O:13:PRO:HD3	1.61	0.45

*Continued on next page...*

*Continued from previous page...*

Atom-1	Atom-2	Interatomic distance (Å)	Clash overlap (Å)
1:X:130:SER:OG	1:X:132:GLU:HG3	2.16	0.45
1:X:72:VAL:HG13	1:X:151:PRO:HA	1.98	0.45
1:G:142:GLU:C	1:G:144:LEU:N	2.68	0.45
1:I:213:GLY:O	1:I:248:LEU:HA	2.17	0.45
1:C:134:MET:HE2	1:C:155:PRO:HA	1.98	0.45
1:G:57:LYS:O	1:G:61:LEU:N	2.42	0.45
1:H:127:ALA:HB1	1:H:128:LYS:HZ2	1.80	0.45
1:J:15:VAL:CG2	1:J:63:GLY:HA2	2.45	0.45
1:K:94:LEU:C	1:K:96:LEU:N	2.69	0.45
1:U:216:VAL:HB	1:U:285:LYS:CD	2.28	0.45
1:B:186:VAL:O	1:B:187:VAL:HB	2.16	0.45
1:L:216:VAL:C	1:L:252:SER:HB3	2.37	0.45
1:R:251:TYR:CE1	1:R:289:GLY:HA2	2.51	0.45
1:H:56:ARG:NH1	1:H:56:ARG:HG2	2.30	0.45
1:K:168:VAL:HG21	1:K:200:LEU:HD13	1.98	0.45
1:G:85:PHE:O	1:G:88:GLY:N	2.50	0.45
1:P:100:LEU:HD13	1:P:120:ILE:CG2	2.46	0.45
1:S:102:LEU:HD12	1:S:112:TYR:CE1	2.50	0.45
1:T:71:ASP:OD1	1:T:150:LYS:N	2.49	0.45
1:L:43:ASP:C	1:L:45:LEU:H	2.18	0.45
1:U:142:GLU:O	1:U:146:ARG:N	2.49	0.45
1:M:102:LEU:HB2	1:M:103:ARG:H	1.63	0.45
1:T:289:GLY:O	1:T:290:LEU:C	2.54	0.45
1:S:58:LEU:O	1:S:62:LEU:HB2	2.16	0.45
1:G:274:GLU:O	1:G:276:ILE:N	2.49	0.45
1:N:244:VAL:O	1:N:245:ARG:O	2.33	0.45
1:H:113:LEU:HD21	1:H:117:ILE:HD11	1.95	0.45
1:D:191:SER:N	2:D:1041:5PA:O3P	2.49	0.45
1:X:259:ILE:HG22	1:X:321:LEU:HD21	1.98	0.45
1:C:167:TYR:O	1:C:171:VAL:HG13	2.15	0.45
1:A:242:VAL:O	1:A:243:GLU:C	2.54	0.45
1:H:229:ASN:ND2	1:H:233:GLU:CG	2.77	0.45
1:Q:85:PHE:CD1	1:Q:114:LEU:HB3	2.50	0.45
1:H:171:VAL:HG21	1:H:201:GLY:HA3	1.98	0.45
1:R:26:TYR:HE2	1:R:28:PRO:HA	1.80	0.45
1:Q:50:ILE:HG13	1:Q:50:ILE:O	2.15	0.45
1:A:109:LYS:HB2	3:A:1047:HOH:O	2.15	0.45
1:G:72:VAL:HG13	1:G:151:PRO:CB	2.45	0.45
1:O:72:VAL:CG1	1:O:151:PRO:CA	2.84	0.45
1:Q:256:TYR:CG	1:Q:257:GLY:N	2.84	0.45
1:O:195:LEU:CD2	1:O:246:PRO:HB2	2.38	0.45

*Continued on next page...*

*Continued from previous page...*

Atom-1	Atom-2	Interatomic distance (Å)	Clash overlap (Å)
1:O:262:GLU:O	1:O:263:VAL:C	2.54	0.45
1:V:143:GLU:O	1:V:143:GLU:HG3	2.16	0.45
1:D:30:ILE:HG22	1:D:34:ILE:HD12	1.98	0.45
1:K:66:LEU:CD2	1:K:96:LEU:HD21	2.46	0.45
1:U:281:VAL:HG22	1:U:282:TYR:CD1	2.50	0.45
1:W:134:MET:SD	1:W:156:PRO:CD	2.94	0.45
1:S:289:GLY:O	1:S:293:LEU:HB2	2.17	0.45
1:T:200:LEU:HD11	1:T:235:ALA:HA	1.98	0.45
1:B:133:LEU:C	1:B:135:LYS:H	2.18	0.45
1:J:296:LYS:HB2	1:J:298:GLU:OE2	2.16	0.45
1:A:223:MET:HE3	1:A:248:LEU:HD21	1.97	0.45
1:O:18:ILE:HD11	1:O:56:ARG:HA	1.98	0.45
1:N:320:LYS:O	1:N:321:LEU:C	2.55	0.45
1:L:202:LEU:HD13	1:L:209:ILE:HB	1.98	0.45
1:M:187:VAL:HG21	1:M:194:THR:HG22	1.94	0.45
1:I:84:ALA:O	1:I:85:PHE:C	2.54	0.45
1:S:236:GLU:O	1:S:238:LEU:N	2.49	0.45
1:Q:131:PHE:C	1:Q:133:LEU:H	2.18	0.45
1:E:131:PHE:O	1:E:133:LEU:N	2.41	0.45
1:G:322:LEU:HD21	1:H:116:LYS:HB3	1.99	0.45
1:X:53:ASN:OD1	1:X:308:THR:HB	2.16	0.45
1:B:181:LYS:CE	1:B:181:LYS:H	2.28	0.45
1:W:20:TRP:CD1	1:W:20:TRP:O	2.70	0.45
1:H:106:GLU:O	1:H:107:GLU:O	2.34	0.45
1:D:277:ILE:HG13	3:D:1056:HOH:O	2.16	0.45
1:M:113:LEU:HD22	1:M:117:ILE:CD1	2.42	0.45
1:B:26:TYR:CD2	1:R:4:LYS:HG3	2.51	0.45
1:Q:115:ASP:HB3	1:Q:120:ILE:HB	1.99	0.45
1:I:116:LYS:HZ3	1:I:122:THR:CG2	2.29	0.45
1:W:295:ARG:C	1:W:297:GLY:N	2.68	0.45
1:W:27:LEU:HD21	1:W:276:ILE:HD12	1.98	0.45
1:P:295:ARG:C	1:P:297:GLY:H	2.18	0.45
1:P:48:LEU:HD23	1:P:49:GLY:N	2.31	0.45
1:D:2:HIS:HA	1:D:3:PRO:HD3	1.81	0.45
1:E:79:VAL:HG11	1:E:105:LYS:O	2.16	0.45
1:F:73:VAL:O	1:F:98:ALA:HA	2.17	0.45
1:X:243:GLU:O	1:X:244:VAL:O	2.33	0.45
1:J:181:LYS:O	1:J:181:LYS:HG2	2.15	0.45
1:O:71:ASP:OD1	1:O:149:ARG:CG	2.62	0.45
1:G:80:HIS:NE2	1:G:256:TYR:OH	2.44	0.45
1:V:146:ARG:O	1:V:147:GLU:HG3	2.15	0.45

*Continued on next page...*

*Continued from previous page...*

Atom-1	Atom-2	Interatomic distance (Å)	Clash overlap (Å)
1:D:34:ILE:HD11	1:D:291:VAL:CG2	2.26	0.45
1:L:268:ARG:HD2	1:L:325:LEU:HD12	1.97	0.45
1:O:279:ASP:OD1	1:O:282:TYR:HB2	2.17	0.45
1:G:48:LEU:HD11	1:G:90:ALA:HA	1.98	0.45
1:K:221:GLU:HG3	1:V:116:LYS:HZ2	1.82	0.45
1:W:116:LYS:NZ	1:W:122:THR:CG2	2.80	0.45
1:I:268:ARG:NE	1:J:117:ILE:O	2.46	0.45
1:L:46:THR:HG21	1:L:52:GLY:O	2.15	0.45
1:E:55:ILE:N	1:E:55:ILE:CD1	2.77	0.45
1:I:111:ASN:O	1:I:114:LEU:HB2	2.16	0.45
1:G:222:VAL:O	1:G:222:VAL:HG22	2.17	0.45
1:P:174:ILE:HA	1:P:177:GLN:CG	2.46	0.45
1:H:125:TYR:CE2	1:H:136:TYR:CD1	3.05	0.45
1:T:133:LEU:N	1:T:133:LEU:CD1	2.78	0.45
1:U:40:ILE:HA	1:U:305:PHE:O	2.16	0.45
1:B:155:PRO:O	1:B:156:PRO:C	2.55	0.45
1:Q:219:PHE:CD1	1:Q:250:ASP:HB2	2.50	0.45
1:C:321:LEU:O	1:C:325:LEU:HD22	2.17	0.45
1:C:117:ILE:HG22	1:C:118:MET:HE2	1.98	0.45
1:F:78:ALA:O	1:F:81:SER:HB2	2.17	0.45
1:J:139:GLU:O	1:J:143:GLU:N	2.47	0.45
1:O:125:TYR:O	1:O:127:ALA:N	2.50	0.45
1:R:279:ASP:HA	1:R:314:THR:OG1	2.17	0.45
1:F:279:ASP:O	1:F:284:GLY:HA3	2.17	0.45
1:E:296:LYS:HB2	1:E:298:GLU:OE2	2.17	0.45
1:F:137:ALA:O	1:F:141:ALA:HB2	2.16	0.45
1:I:222:VAL:O	1:I:226:LYS:HB2	2.17	0.45
1:G:81:SER:C	1:G:111:ASN:HD22	2.19	0.45
1:G:56:ARG:CG	1:G:56:ARG:HH11	2.28	0.45
1:P:195:LEU:HD13	1:P:195:LEU:C	2.37	0.45
1:O:27:LEU:HA	1:O:28:PRO:HD2	1.79	0.45
1:S:167:TYR:C	1:S:169:ARG:H	2.16	0.45
1:T:77:GLY:O	1:T:102:LEU:HA	2.16	0.45
1:O:279:ASP:HB3	1:O:310:GLY:HA3	1.98	0.45
1:U:185:ILE:HD13	1:U:304:LEU:HD12	1.98	0.45
1:T:319:ASP:C	1:T:321:LEU:H	2.20	0.45
1:D:131:PHE:O	1:D:133:LEU:N	2.47	0.45
1:M:19:PRO:HD2	1:M:20:TRP:HZ3	1.78	0.45
1:H:299:LEU:HD13	1:H:303:ILE:HG21	1.98	0.45
1:B:34:ILE:CG2	1:B:294:ALA:CB	2.95	0.45
1:U:252:SER:O	1:U:253:PHE:CB	2.65	0.45

*Continued on next page...*

*Continued from previous page...*

Atom-1	Atom-2	Interatomic distance (Å)	Clash overlap (Å)
1:X:182:PHE:O	1:X:209:ILE:HG12	2.17	0.45
1:C:181:LYS:HG2	1:C:302:LYS:HZ2	1.82	0.45
1:C:296:LYS:O	1:R:320:LYS:NZ	2.48	0.45
1:V:89:LEU:CD1	1:V:118:MET:HG3	2.44	0.45
1:F:135:LYS:HE2	1:F:136:TYR:CZ	2.52	0.45
1:I:78:ALA:O	1:I:79:VAL:C	2.55	0.45
1:B:164:THR:C	1:B:166:GLY:H	2.20	0.45
1:H:62:LEU:HB3	1:H:94:LEU:CD1	2.46	0.45
1:A:266:ILE:HG21	1:A:284:GLY:O	2.17	0.45
1:R:307:HIS:CE1	1:R:309:GLY:CA	2.99	0.45
1:T:167:TYR:HA	1:T:170:ALA:HB3	1.97	0.45
1:J:265:GLN:NE2	3:J:1127:HOH:O	2.49	0.45
1:R:175:ALA:O	1:R:176:THR:C	2.55	0.45
1:K:18:ILE:HG12	1:K:46:THR:O	2.16	0.45
1:K:290:LEU:HD12	1:K:290:LEU:O	2.16	0.45
1:X:189:ALA:HB1	1:X:223:MET:HE3	1.99	0.45
1:O:73:VAL:HG22	1:O:152:TYR:HB3	1.98	0.45
1:O:65:ALA:O	1:O:69:GLY:N	2.50	0.45
1:O:83:HIS:CE1	1:O:158:GLY:N	2.78	0.45
1:W:299:LEU:HB2	1:W:303:ILE:HD11	1.98	0.45
1:P:27:LEU:HD21	1:P:40:ILE:HG22	1.99	0.45
1:W:72:VAL:HG23	1:W:97:ASP:HB3	1.99	0.45
1:D:74:ILE:CG2	1:D:137:ALA:HB1	2.47	0.45
1:F:54:LYS:HZ2	1:F:57:LYS:HE2	1.82	0.45
1:T:220:GLY:O	1:T:221:GLU:C	2.55	0.45
1:P:316:HIS:C	1:P:316:HIS:ND1	2.69	0.45
1:I:74:ILE:HB	1:I:153:VAL:HG22	1.97	0.45
1:R:157:GLY:HA3	2:R:1181:5PA:C9	2.47	0.45
1:R:312:SER:O	1:R:315:PHE:HB2	2.17	0.45
1:J:174:ILE:HD13	1:J:304:LEU:CD1	2.46	0.45
1:W:265:GLN:OE1	1:W:325:LEU:HD13	2.17	0.45
1:S:138:GLU:OE2	1:S:153:VAL:HG11	2.17	0.45
1:M:39:TYR:O	1:M:304:LEU:HD22	2.16	0.45
1:M:217:GLY:O	1:M:219:PHE:N	2.49	0.45
1:K:267:ILE:HG22	1:K:267:ILE:O	2.16	0.45
1:H:183:ASP:HA	3:H:1103:HOH:O	2.16	0.45
1:I:270:VAL:HG22	1:I:287:PHE:CE2	2.51	0.45
1:H:282:TYR:HB3	2:H:1081:5PA:N1	2.32	0.45
1:K:237:LEU:HA	1:K:237:LEU:HD23	1.83	0.45
1:B:116:LYS:O	1:B:117:ILE:C	2.55	0.45
1:D:116:LYS:HZ1	1:D:122:THR:HB	1.82	0.45

*Continued on next page...*



*Continued from previous page...*

Atom-1	Atom-2	Interatomic distance (Å)	Clash overlap (Å)
1:K:128:LYS:HD3	1:K:128:LYS:O	2.15	0.45
1:D:228:ASP:OD1	1:D:245:ARG:HD2	2.16	0.45
1:V:93:LYS:C	1:V:95:GLY:N	2.70	0.45
1:S:274:GLU:HA	1:S:274:GLU:OE1	2.16	0.45
1:K:294:ALA:HA	3:K:1122:HOH:O	2.15	0.45
1:H:187:VAL:HG21	1:H:194:THR:HG21	1.98	0.45
1:I:222:VAL:HG22	1:I:222:VAL:O	2.17	0.45
1:O:270:VAL:HG21	1:O:287:PHE:CD2	2.51	0.45
1:P:291:VAL:O	1:P:294:ALA:HB3	2.16	0.45
1:F:103:ARG:CD	1:F:127:ALA:O	2.65	0.45
1:R:41:LYS:HZ3	1:R:177:GLN:NE2	2.08	0.45
1:L:323:SER:O	1:L:324:LEU:HD12	2.16	0.45
1:S:157:GLY:HA2	2:S:1191:5PA:C9	2.47	0.45
1:B:15:VAL:CG2	1:B:66:LEU:HD12	2.46	0.45
1:I:145:LYS:C	1:I:147:GLU:H	2.19	0.45
1:R:191:SER:N	2:R:1181:5PA:O1P	2.45	0.45
1:K:72:VAL:HG23	1:K:99:ILE:HG13	1.97	0.45
1:D:171:VAL:HA	1:D:174:ILE:HD12	1.99	0.45
1:L:43:ASP:OD2	1:L:167:TYR:OH	2.31	0.45
1:Q:232:LYS:NZ	1:T:319:ASP:CG	2.70	0.45
1:B:270:VAL:CG2	1:B:278:LEU:HD11	2.44	0.45
1:Q:1:MET:HE3	1:Q:172:GLY:CA	2.47	0.45
1:O:15:VAL:O	1:O:17:LEU:N	2.49	0.45
1:H:108:LEU:O	1:H:113:LEU:HG	2.16	0.45
1:F:269:LYS:HE2	1:F:273:ARG:HH12	1.82	0.45
1:X:90:ALA:O	1:X:94:LEU:HD12	2.17	0.45
1:E:218:ARG:CG	1:E:255:GLU:HA	2.43	0.45
1:K:222:VAL:O	1:K:226:LYS:HB2	2.17	0.45
1:P:56:ARG:HD2	1:P:167:TYR:CZ	2.52	0.45
1:I:171:VAL:HG23	1:I:172:GLY:N	2.31	0.45
1:I:107:GLU:O	1:I:112:TYR:HD2	2.00	0.45
1:I:138:GLU:HG3	3:I:1096:HOH:O	2.16	0.45
1:B:18:ILE:HD11	1:B:55:ILE:HG22	1.99	0.45
1:C:187:VAL:HG22	1:C:188:ALA:N	2.32	0.45
1:W:179:GLU:HG2	1:W:179:GLU:O	2.17	0.45
1:E:14:ARG:CZ	1:E:169:ARG:NH2	2.80	0.45
1:D:54:LYS:NZ	1:D:57:LYS:NZ	2.65	0.45
1:O:123:ARG:HH12	1:O:140:ILE:HG23	1.81	0.45
1:N:196:ALA:HB1	1:N:231:ILE:HG22	1.99	0.45
1:V:10:ALA:C	1:V:12:PHE:H	2.20	0.45
2:I:1091:5PA:H2A1	3:I:1100:HOH:O	2.17	0.45

*Continued on next page...*

*Continued from previous page...*

Atom-1	Atom-2	Interatomic distance (Å)	Clash overlap (Å)
1:J:58:LEU:HD12	1:J:62:LEU:HD12	1.98	0.45
1:W:74:ILE:HD11	1:W:144:LEU:HD23	1.98	0.45
1:F:62:LEU:O	1:F:66:LEU:HB2	2.17	0.45
1:I:146:ARG:O	1:I:146:ARG:HG3	2.16	0.45
1:R:293:LEU:HB3	1:R:299:LEU:HG	1.98	0.45
1:J:266:ILE:HG23	1:J:267:ILE:N	2.31	0.45
1:R:109:LYS:HG3	1:R:316:HIS:CE1	2.51	0.45
1:D:201:GLY:O	1:D:205:LEU:HG	2.17	0.45
1:W:322:LEU:CD1	1:X:108:LEU:HD21	2.47	0.45
1:S:102:LEU:HD12	1:S:112:TYR:CD1	2.52	0.45
1:E:42:ARG:HB3	1:E:45:LEU:CD1	2.44	0.45
1:L:185:ILE:HD11	1:L:209:ILE:HG21	1.99	0.45
1:K:53:ASN:HB3	1:K:308:THR:HG22	1.98	0.45
1:I:114:LEU:O	1:I:118:MET:HG2	2.16	0.45
1:I:311:ILE:CG2	1:I:312:SER:N	2.80	0.45
1:S:244:VAL:O	1:S:245:ARG:O	2.34	0.45
1:R:103:ARG:CG	1:R:103:ARG:NH1	2.77	0.45
1:G:273:ARG:O	1:G:274:GLU:CG	2.62	0.45
1:G:267:ILE:HG22	1:G:268:ARG:N	2.32	0.45
1:R:269:LYS:HE3	1:R:273:ARG:HH12	1.82	0.45
1:C:142:GLU:C	1:C:144:LEU:H	2.19	0.45
1:M:186:VAL:HG23	1:M:305:PHE:CD1	2.52	0.45
1:A:180:VAL:HG12	1:A:181:LYS:N	2.32	0.45
1:O:181:LYS:N	1:O:181:LYS:CD	2.79	0.45
1:K:109:LYS:O	1:K:316:HIS:CD2	2.70	0.45
1:Q:33:GLU:OE1	1:Q:273:ARG:NH1	2.50	0.45
1:Q:106:GLU:CG	1:Q:124:VAL:HG11	2.47	0.45
1:C:200:LEU:HD12	1:C:234:ALA:CB	2.47	0.45
1:Q:208:ASP:O	1:Q:209:ILE:C	2.55	0.45
1:J:40:ILE:CG1	1:J:305:PHE:HD2	2.29	0.45
1:N:266:ILE:CG2	1:N:267:ILE:N	2.80	0.45
1:F:56:ARG:HG2	3:F:1070:HOH:O	2.16	0.45
1:B:253:PHE:CD2	1:B:260:THR:HG21	2.52	0.45
1:A:269:LYS:CD	1:A:273:ARG:HH12	2.29	0.45
1:I:218:ARG:O	1:I:220:GLY:N	2.50	0.45
1:C:243:GLU:O	1:C:244:VAL:HG22	2.17	0.45
1:S:15:VAL:HG21	1:S:66:LEU:HD12	1.98	0.45
1:O:61:LEU:HD11	1:O:158:GLY:CA	2.47	0.45
1:F:228:ASP:C	1:F:230:LEU:N	2.71	0.45
1:O:161:PRO:HA	1:O:230:LEU:CD2	2.45	0.45
1:O:287:PHE:O	1:O:290:LEU:N	2.50	0.45

*Continued on next page...*

*Continued from previous page...*

Atom-1	Atom-2	Interatomic distance (Å)	Clash overlap (Å)
1:W:221:GLU:C	1:W:223:MET:H	2.20	0.45
1:W:226:LYS:O	1:W:230:LEU:HB2	2.17	0.45
1:J:263:VAL:O	1:J:266:ILE:HG22	2.17	0.45
1:B:269:LYS:CG	1:B:273:ARG:NH2	2.80	0.45
1:L:270:VAL:HG21	1:L:278:LEU:HD11	1.98	0.45
1:H:147:GLU:C	1:H:149:ARG:H	2.20	0.45
1:T:268:ARG:NE	1:T:325:LEU:CD1	2.79	0.45
1:M:217:GLY:CA	1:M:256:TYR:HB2	2.47	0.45
1:D:103:ARG:NH2	1:D:131:PHE:HA	2.32	0.45
1:U:107:GLU:CD	1:U:109:LYS:HE2	2.37	0.45
1:S:181:LYS:HD3	1:S:181:LYS:H	1.78	0.45
1:K:185:ILE:HG23	1:K:304:LEU:HD12	1.99	0.45
1:K:42:ARG:CB	1:K:45:LEU:HD12	2.46	0.45
1:Q:72:VAL:HG13	1:Q:151:PRO:CB	2.46	0.45
1:Q:5:ILE:HD12	1:Q:172:GLY:HA3	1.99	0.45
1:M:157:GLY:HA2	2:M:1131:5PA:H92	1.99	0.45
1:B:41:LYS:NZ	1:B:177:GLN:HE22	2.15	0.45
1:X:210:ARG:HA	1:X:211:PRO:HD3	1.78	0.45
1:X:245:ARG:CG	1:X:246:PRO:CD	2.95	0.45
1:V:1:MET:HE1	1:V:5:ILE:HB	1.98	0.45
1:M:266:ILE:HD12	1:M:269:LYS:CD	2.43	0.45
1:E:107:GLU:HB3	1:E:109:LYS:HG2	1.98	0.45
1:J:76:VAL:HG21	1:J:156:PRO:HG3	1.97	0.45
1:F:1:MET:CE	1:F:5:ILE:HB	2.47	0.45
1:A:17:LEU:HB2	1:A:59:GLU:HG2	1.99	0.45
1:T:105:LYS:CG	1:T:107:GLU:HG3	2.47	0.45
1:H:255:GLU:CG	1:H:258:LYS:HB2	2.47	0.45
1:X:81:SER:HB3	1:X:84:ALA:HB2	1.99	0.45
1:F:232:LYS:HB3	1:F:232:LYS:HE2	1.78	0.45
1:E:169:ARG:HD3	3:E:1054:HOH:O	2.16	0.45
1:C:48:LEU:HD23	1:C:48:LEU:C	2.37	0.45
1:V:66:LEU:H	1:V:66:LEU:HG	1.48	0.45
1:X:132:GLU:C	1:X:134:MET:N	2.70	0.45
1:G:123:ARG:HH11	1:G:140:ILE:CD1	2.14	0.45
1:I:134:MET:HE3	1:I:156:PRO:HD3	1.96	0.45
1:H:224:THR:O	1:H:225:SER:C	2.56	0.45
1:O:228:ASP:O	1:O:232:LYS:HB3	2.16	0.45
1:O:211:PRO:HB2	1:O:246:PRO:CB	2.47	0.45
1:J:67:SER:O	1:J:69:GLY:N	2.49	0.45
1:L:128:LYS:H	1:L:128:LYS:CD	2.27	0.45
1:W:167:TYR:C	1:W:169:ARG:H	2.19	0.45

*Continued on next page...*

*Continued from previous page...*

Atom-1	Atom-2	Interatomic distance (Å)	Clash overlap (Å)
1:T:223:MET:HE2	1:T:248:LEU:HD11	1.99	0.45
1:I:72:VAL:O	1:I:151:PRO:HA	2.17	0.45
1:U:210:ARG:HA	1:U:211:PRO:HD3	1.86	0.45
1:R:79:VAL:HA	1:R:102:LEU:HB3	1.99	0.45
1:T:72:VAL:HG11	1:T:144:LEU:CD2	2.46	0.45
1:X:103:ARG:NH2	1:X:131:PHE:CD2	2.85	0.45
1:D:127:ALA:CB	1:D:136:TYR:HE2	2.30	0.45
1:I:111:ASN:HA	1:I:114:LEU:HD12	1.98	0.45
1:S:237:LEU:HA	1:S:237:LEU:HD23	1.78	0.45
1:V:265:GLN:O	1:V:269:LYS:HG3	2.17	0.45
1:N:162:ILE:HG23	1:N:163:GLY:N	2.32	0.45
1:B:182:PHE:CE1	1:B:304:LEU:HB2	2.52	0.45
1:J:290:LEU:HD21	1:J:303:ILE:HG21	1.99	0.45
1:P:173:GLU:O	1:P:177:GLN:HG2	2.17	0.45
1:S:218:ARG:HD2	1:S:218:ARG:H	1.82	0.45
1:B:134:MET:O	1:B:138:GLU:HG2	2.17	0.45
1:I:48:LEU:HD23	1:I:49:GLY:N	2.32	0.45
1:U:103:ARG:HD2	1:U:128:LYS:HA	1.98	0.45
1:C:55:ILE:N	1:C:55:ILE:CD1	2.79	0.45
1:D:186:VAL:HA	1:D:212:VAL:O	2.17	0.45
1:R:44:ASP:HB3	1:R:307:HIS:ND1	2.32	0.45
1:C:279:ASP:H	1:C:283:THR:HG1	1.62	0.45
1:B:314:THR:O	1:B:314:THR:HG22	2.16	0.45
1:K:230:LEU:HD23	1:K:230:LEU:O	2.16	0.45
1:O:4:LYS:CE	1:O:204:ILE:HG22	2.47	0.44
1:O:199:SER:HB3	1:O:246:PRO:HB3	1.98	0.44
1:P:213:GLY:C	1:P:214:ILE:HD13	2.37	0.44
1:V:142:GLU:C	1:V:144:LEU:N	2.69	0.44
1:D:219:PHE:HZ	1:D:248:LEU:O	2.00	0.44
1:K:117:ILE:HD11	1:L:318:GLY:HA2	1.98	0.44
1:K:48:LEU:HD23	1:K:48:LEU:O	2.16	0.44
1:J:218:ARG:CG	1:J:222:VAL:HG11	2.47	0.44
1:J:263:VAL:O	1:J:267:ILE:HG13	2.16	0.44
1:W:322:LEU:HD21	1:X:116:LYS:HB3	1.99	0.44
1:T:64:ASP:OD1	1:T:68:LYS:HE3	2.17	0.44
1:O:41:LYS:O	1:O:43:ASP:N	2.50	0.44
1:L:174:ILE:HA	1:L:177:GLN:HG2	1.99	0.44
1:G:42:ARG:C	1:G:44:ASP:H	2.20	0.44
1:L:195:LEU:HD11	1:L:246:PRO:HG3	1.98	0.44
1:A:290:LEU:CD1	1:A:303:ILE:HG21	2.47	0.44
1:S:266:ILE:CG2	1:S:267:ILE:N	2.80	0.44

*Continued on next page...*

*Continued from previous page...*

Atom-1	Atom-2	Interatomic distance (Å)	Clash overlap (Å)
1:N:61:LEU:HD23	1:N:162:ILE:HG23	1.99	0.44
1:C:211:PRO:HB2	1:C:246:PRO:HB3	1.99	0.44
1:C:320:LYS:HD2	1:C:320:LYS:O	2.17	0.44
1:E:33:GLU:CD	1:E:273:ARG:NH1	2.70	0.44
1:Q:18:ILE:HD11	1:Q:55:ILE:CG2	2.47	0.44
1:S:80:HIS:ND1	1:S:317:TYR:OH	2.35	0.44
1:G:243:GLU:HA	1:G:243:GLU:OE1	2.18	0.44
1:D:55:ILE:HD11	1:D:86:VAL:HG21	1.99	0.44
1:O:181:LYS:CE	1:O:181:LYS:H	2.30	0.44
1:V:14:ARG:CZ	1:V:169:ARG:CZ	2.95	0.44
1:C:15:VAL:HG11	1:C:94:LEU:HD13	1.99	0.44
1:H:80:HIS:CG	1:H:80:HIS:O	2.68	0.44
1:N:55:ILE:CD1	1:N:55:ILE:N	2.80	0.44
1:D:54:LYS:HZ3	1:D:57:LYS:HZ1	1.64	0.44
1:V:281:VAL:HG22	1:V:282:TYR:CE1	2.52	0.44
1:G:148:GLY:CA	1:I:219:PHE:O	2.60	0.44
1:O:32:ARG:C	1:O:34:ILE:H	2.21	0.44
1:J:308:THR:CB	2:J:1101:5PA:N1	2.81	0.44
1:F:128:LYS:N	1:F:128:LYS:CD	2.72	0.44
1:L:133:LEU:O	1:L:136:TYR:HB2	2.17	0.44
1:J:222:VAL:HG22	1:J:223:MET:N	2.32	0.44
1:A:19:PRO:CD	1:A:20:TRP:CZ3	2.86	0.44
1:R:288:TYR:O	1:R:289:GLY:C	2.56	0.44
1:G:19:PRO:HG2	1:G:20:TRP:CZ3	2.53	0.44
1:S:221:GLU:OE1	1:S:224:THR:CG2	2.65	0.44
1:P:53:ASN:HD21	1:P:54:LYS:HE2	1.82	0.44
1:G:44:ASP:HB3	1:G:307:HIS:ND1	2.33	0.44
1:M:219:PHE:CE2	1:M:224:THR:HB	2.52	0.44
1:M:219:PHE:HE2	1:M:224:THR:HB	1.82	0.44
1:S:43:ASP:CG	1:S:56:ARG:HH21	2.19	0.44
1:I:38:VAL:HG21	1:I:290:LEU:HD21	1.99	0.44
1:N:202:LEU:HD12	1:N:211:PRO:HG3	1.98	0.44
1:T:266:ILE:HG12	1:T:288:TYR:HB2	1.99	0.44
2:X:1241:5PA:C4A	2:X:1241:5PA:O4P	2.63	0.44
1:K:145:LYS:HA	1:K:149:ARG:O	2.17	0.44
1:H:99:ILE:HG12	1:H:121:GLU:CB	2.47	0.44
1:U:253:PHE:CD2	1:U:260:THR:HG21	2.52	0.44
1:G:224:THR:CG2	1:G:225:SER:H	2.23	0.44
1:U:55:ILE:CD1	1:U:86:VAL:HG21	2.45	0.44
1:A:103:ARG:HD2	1:A:128:LYS:HA	1.99	0.44
1:N:15:VAL:HG11	1:N:94:LEU:CD2	2.47	0.44

*Continued on next page...*

*Continued from previous page...*

Atom-1	Atom-2	Interatomic distance (Å)	Clash overlap (Å)
1:A:8:LEU:CD1	1:A:204:ILE:HD13	2.45	0.44
1:M:111:ASN:HD21	1:M:312:SER:HB2	1.81	0.44
1:M:311:ILE:HG23	1:M:312:SER:H	1.82	0.44
1:D:112:TYR:CE2	1:D:116:LYS:HE3	2.52	0.44
1:B:162:ILE:HD12	1:B:165:LEU:HD11	1.98	0.44
1:K:103:ARG:NH1	1:K:129:ASP:O	2.50	0.44
1:M:228:ASP:OD1	1:M:245:ARG:CD	2.65	0.44
1:M:171:VAL:HG21	1:M:201:GLY:CA	2.47	0.44
1:R:185:ILE:HG23	1:R:304:LEU:CD1	2.47	0.44
1:D:214:ILE:HG23	1:D:251:TYR:CD1	2.51	0.44
1:V:30:ILE:HG21	1:V:287:PHE:CZ	2.52	0.44
1:U:64:ASP:HA	1:U:67:SER:OG	2.16	0.44
1:Q:7:ALA:O	1:Q:9:LEU:N	2.50	0.44
1:B:189:ALA:O	1:B:216:VAL:HG22	2.17	0.44
1:N:187:VAL:HG23	1:N:306:ILE:HB	2.00	0.44
1:X:113:LEU:HD23	1:X:113:LEU:O	2.17	0.44
1:E:64:ASP:OD2	1:E:68:LYS:HE3	2.17	0.44
1:O:75:THR:HB	1:O:154:ILE:HB	1.99	0.44
1:M:192:GLY:O	1:M:193:GLY:C	2.55	0.44
1:G:162:ILE:HG23	1:G:237:LEU:HD11	1.98	0.44
1:G:261:GLY:O	1:G:263:VAL:N	2.51	0.44
1:A:174:ILE:O	1:A:176:THR:N	2.51	0.44
1:V:149:ARG:O	1:V:151:PRO:HD3	2.17	0.44
1:L:112:TYR:CE2	1:L:116:LYS:HE2	2.52	0.44
1:W:136:TYR:CA	1:W:139:GLU:HG2	2.45	0.44
1:L:17:LEU:HD23	1:L:59:GLU:CG	2.30	0.44
1:F:282:TYR:CD1	2:F:1061:5PA:C3	3.00	0.44
1:I:72:VAL:HG13	1:I:72:VAL:O	2.16	0.44
1:K:5:ILE:CG2	1:K:9:LEU:HD11	2.47	0.44
1:R:102:LEU:CD1	1:R:122:THR:HG23	2.47	0.44
1:J:182:PHE:CZ	1:J:304:LEU:HG	2.52	0.44
1:M:127:ALA:O	1:M:129:ASP:OD2	2.35	0.44
1:D:127:ALA:O	1:D:128:LYS:C	2.54	0.44
2:K:1111:5PA:H4A2	2:K:1111:5PA:O4P	2.18	0.44
1:K:50:ILE:CD1	1:K:82:ASN:HD22	2.30	0.44
1:L:82:ASN:HD22	1:L:111:ASN:ND2	2.14	0.44
1:P:313:GLY:O	1:P:317:TYR:HD1	1.99	0.44
1:F:196:ALA:O	1:F:199:SER:HB2	2.17	0.44
1:I:251:TYR:OH	1:I:293:LEU:CD1	2.65	0.44
1:H:215:ALA:N	1:H:249:TYR:O	2.47	0.44
1:T:243:GLU:O	1:T:244:VAL:O	2.35	0.44

*Continued on next page...*

*Continued from previous page...*

Atom-1	Atom-2	Interatomic distance (Å)	Clash overlap (Å)
1:W:66:LEU:HD23	1:W:96:LEU:HD21	1.98	0.44
2:C:1031:5PA:O4P	2:C:1031:5PA:H4A2	2.17	0.44
1:J:299:LEU:CB	1:J:303:ILE:HD11	2.47	0.44
1:H:229:ASN:O	1:H:229:ASN:ND2	2.50	0.44
1:T:105:LYS:C	1:T:107:GLU:H	2.21	0.44
1:E:321:LEU:O	1:E:325:LEU:N	2.48	0.44
1:X:81:SER:O	1:X:84:ALA:HB3	2.18	0.44
1:R:78:ALA:CB	1:R:80:HIS:CE1	3.01	0.44
1:V:164:THR:O	1:V:168:VAL:HG23	2.17	0.44
1:E:165:LEU:CD2	1:E:238:LEU:HD21	2.47	0.44
1:E:12:PHE:HA	1:E:13:PRO:HD3	1.86	0.44
1:J:154:ILE:HA	1:J:155:PRO:HD3	1.84	0.44
1:X:132:GLU:C	1:X:134:MET:H	2.20	0.44
1:C:125:TYR:OH	1:C:140:ILE:HD11	2.18	0.44
1:O:135:LYS:O	1:O:138:GLU:HB2	2.18	0.44
1:O:142:GLU:OE1	1:O:145:LYS:HD3	2.18	0.44
1:H:222:VAL:HG13	1:H:223:MET:N	2.33	0.44
1:P:290:LEU:O	1:P:294:ALA:HB2	2.17	0.44
1:L:103:ARG:NH2	1:L:131:PHE:CE2	2.85	0.44
1:O:279:ASP:OD2	1:O:282:TYR:N	2.51	0.44
1:U:181:LYS:CE	1:U:302:LYS:HZ2	2.30	0.44
1:P:100:LEU:N	1:P:100:LEU:CD1	2.80	0.44
1:G:174:ILE:O	1:G:175:ALA:C	2.55	0.44
1:L:207:GLU:CB	1:L:209:ILE:HG13	2.46	0.44
1:K:81:SER:OG	2:K:1111:5PA:O8	2.32	0.44
1:K:181:LYS:O	1:K:181:LYS:HG2	2.17	0.44
1:K:42:ARG:HB3	1:K:45:LEU:CD1	2.47	0.44
1:S:162:ILE:HG23	1:S:237:LEU:HD11	1.99	0.44
1:Q:61:LEU:CA	1:Q:162:ILE:HD11	2.45	0.44
1:E:128:LYS:O	1:E:129:ASP:CB	2.65	0.44
1:S:247:GLU:HB3	1:S:249:TYR:CE1	2.53	0.44
1:O:112:TYR:OH	1:O:122:THR:HG21	2.18	0.44
1:E:221:GLU:HA	1:E:221:GLU:OE1	2.18	0.44
1:X:25:GLN:HE21	1:X:42:ARG:NE	2.14	0.44
1:W:48:LEU:O	1:W:50:ILE:N	2.50	0.44
1:P:78:ALA:O	1:P:80:HIS:N	2.50	0.44
1:N:210:ARG:NH1	1:N:247:GLU:OE1	2.50	0.44
1:E:11:LYS:HA	1:U:15:VAL:HG13	2.00	0.44
1:L:30:ILE:HG21	1:L:287:PHE:CZ	2.46	0.44
1:Q:85:PHE:HA	1:Q:115:ASP:OD1	2.16	0.44
1:G:219:PHE:CB	1:G:250:ASP:OD2	2.64	0.44

*Continued on next page...*

*Continued from previous page...*

Atom-1	Atom-2	Interatomic distance (Å)	Clash overlap (Å)
1:B:87:THR:CG2	1:B:154:ILE:HD12	2.45	0.44
1:D:195:LEU:HD22	1:D:246:PRO:HG3	1.99	0.44
1:L:104:GLY:O	1:L:106:GLU:N	2.50	0.44
1:X:85:PHE:C	1:X:87:THR:N	2.71	0.44
1:X:85:PHE:O	1:X:87:THR:N	2.51	0.44
1:O:243:GLU:HA	1:O:243:GLU:OE1	2.17	0.44
1:G:72:VAL:HA	1:G:97:ASP:O	2.16	0.44
1:O:70:ALA:HB1	1:O:72:VAL:O	2.18	0.44
2:A:1011:5PA:C4A	2:A:1011:5PA:O4P	2.66	0.44
1:A:173:GLU:O	1:A:174:ILE:C	2.56	0.44
1:P:214:ILE:CG2	1:P:286:ALA:HA	2.38	0.44
1:V:147:GLU:HB2	1:V:149:ARG:HG3	2.00	0.44
1:L:321:LEU:O	1:L:324:LEU:N	2.47	0.44
1:Q:308:THR:HG21	2:Q:1171:5PA:C6	2.47	0.44
1:G:103:ARG:HB2	1:G:128:LYS:HB2	1.98	0.44
1:P:114:LEU:HD23	1:P:117:ILE:HD12	1.97	0.44
1:B:133:LEU:C	1:B:135:LYS:N	2.71	0.44
1:S:136:TYR:CA	1:S:139:GLU:HG2	2.45	0.44
1:P:54:LYS:CE	2:P:1161:5PA:H91	2.42	0.44
1:P:157:GLY:HA2	2:P:1161:5PA:H91	1.97	0.44
1:M:126:ASP:C	1:M:128:LYS:N	2.71	0.44
1:T:141:ALA:HB1	1:T:151:PRO:CG	2.47	0.44
1:M:218:ARG:HG3	1:M:255:GLU:HA	1.99	0.44
1:K:214:ILE:HD13	1:K:286:ALA:C	2.38	0.44
1:L:82:ASN:O	1:L:85:PHE:HB3	2.18	0.44
1:S:76:VAL:CG2	1:S:156:PRO:HG3	2.48	0.44
1:K:265:GLN:O	1:K:268:ARG:N	2.42	0.44
1:J:79:VAL:N	1:J:103:ARG:O	2.51	0.44
1:E:210:ARG:NH1	1:E:247:GLU:CD	2.70	0.44
1:M:190:GLY:N	2:M:1131:5PA:O3P	2.40	0.44
1:K:207:GLU:C	1:K:209:ILE:N	2.71	0.44
1:O:198:LEU:C	1:O:198:LEU:CD2	2.86	0.44
1:W:85:PHE:CZ	1:W:114:LEU:HD13	2.52	0.44
1:X:320:LYS:HG3	1:X:320:LYS:O	2.18	0.44
1:G:224:THR:CG2	1:G:225:SER:N	2.79	0.44
1:B:112:TYR:HE1	1:B:122:THR:HG21	1.81	0.44
1:O:20:TRP:CD1	1:P:20:TRP:CZ3	3.02	0.44
1:H:168:VAL:O	1:H:171:VAL:CG2	2.66	0.44
1:C:19:PRO:HD2	1:C:20:TRP:CE3	2.52	0.44
1:G:232:LYS:HE2	3:G:1100:HOH:O	2.16	0.44
1:Q:244:VAL:O	1:Q:245:ARG:O	2.36	0.44

*Continued on next page...*



*Continued from previous page...*

Atom-1	Atom-2	Interatomic distance (Å)	Clash overlap (Å)
1:V:256:TYR:HH	1:V:282:TYR:HH	1.60	0.44
1:V:279:ASP:OD2	1:V:281:VAL:HG13	2.17	0.44
1:V:268:ARG:O	1:V:272:THR:HG23	2.18	0.44
1:R:66:LEU:HD21	1:R:96:LEU:HD21	1.98	0.44
1:I:87:THR:HG21	1:I:154:ILE:HD12	2.00	0.44
1:O:199:SER:C	1:O:201:GLY:H	2.21	0.44
1:O:27:LEU:C	1:O:274:GLU:OE2	2.56	0.44
1:O:42:ARG:C	1:O:44:ASP:H	2.21	0.44
1:V:128:LYS:CE	1:V:132:GLU:CB	2.93	0.44
1:J:189:ALA:HB1	1:J:223:MET:HE2	2.00	0.44
1:W:54:LYS:HZ2	1:W:157:GLY:HA2	1.83	0.44
1:W:226:LYS:O	1:W:227:LEU:C	2.56	0.44
1:F:187:VAL:CG2	1:F:194:THR:HG21	2.44	0.44
1:P:171:VAL:HG21	1:P:201:GLY:CA	2.47	0.44
1:G:103:ARG:CD	1:G:129:ASP:H	2.31	0.44
1:G:132:GLU:C	1:G:134:MET:N	2.70	0.44
1:H:43:ASP:C	1:H:45:LEU:N	2.71	0.44
1:J:31:SER:O	1:J:32:ARG:C	2.56	0.44
1:K:171:VAL:CG2	1:K:201:GLY:HA3	2.33	0.44
1:J:260:THR:C	1:J:324:LEU:HD23	2.37	0.44
1:R:261:GLY:HA2	1:R:264:ALA:CB	2.48	0.44
1:L:41:LYS:HE3	1:L:43:ASP:OD1	2.17	0.44
1:U:101:VAL:O	1:U:133:LEU:HD21	2.18	0.44
1:T:322:LEU:C	1:T:324:LEU:H	2.20	0.44
1:K:190:GLY:H	2:K:1111:5PA:H5A2	1.82	0.44
1:B:224:THR:CG2	1:B:245:ARG:NH2	2.81	0.44
1:M:196:ALA:HB2	1:M:230:LEU:HD13	1.99	0.44
1:T:73:VAL:HG12	1:T:74:ILE:H	1.82	0.44
1:D:321:LEU:O	1:D:325:LEU:HD23	2.18	0.44
1:B:39:TYR:CD1	1:B:182:PHE:HE2	2.35	0.44
1:V:5:ILE:CG2	1:V:9:LEU:HD12	2.46	0.44
1:Q:79:VAL:O	1:Q:112:TYR:HB2	2.18	0.44
1:D:251:TYR:CD1	1:D:289:GLY:HA3	2.53	0.44
1:L:55:ILE:CD1	1:L:86:VAL:HG11	2.47	0.44
1:S:290:LEU:C	1:S:290:LEU:HD12	2.37	0.44
1:F:219:PHE:HE2	1:F:248:LEU:CD2	2.30	0.44
1:A:61:LEU:O	1:A:64:ASP:HB3	2.18	0.44
1:U:93:LYS:O	1:U:93:LYS:HG2	2.18	0.44
1:Q:26:TYR:CD2	1:Q:28:PRO:HD3	2.51	0.44
1:E:139:GLU:O	1:E:143:GLU:HG2	2.18	0.44
1:G:12:PHE:HA	1:G:13:PRO:HD3	1.73	0.44

*Continued on next page...*

*Continued from previous page...*

Atom-1	Atom-2	Interatomic distance (Å)	Clash overlap (Å)
1:G:263:VAL:HG22	1:G:285:LYS:HA	1.98	0.44
1:O:42:ARG:HB3	1:O:42:ARG:NH1	2.33	0.44
1:K:20:TRP:CE3	1:L:23:PRO:HB2	2.52	0.44
1:W:61:LEU:O	1:W:63:GLY:N	2.51	0.44
1:F:66:LEU:HD11	1:F:94:LEU:CD2	2.33	0.44
1:G:103:ARG:HB3	1:G:133:LEU:CD2	2.46	0.44
1:B:103:ARG:HD3	1:B:133:LEU:CD1	2.32	0.44
1:I:108:LEU:O	1:I:113:LEU:HG	2.17	0.44
1:I:252:SER:O	1:I:253:PHE:HB2	2.17	0.44
1:I:266:ILE:C	1:I:268:ARG:H	2.20	0.44
1:E:142:GLU:O	1:E:146:ARG:N	2.50	0.44
1:Q:65:ALA:HA	1:Q:152:TYR:CD1	2.53	0.44
1:I:26:TYR:O	1:I:28:PRO:HD3	2.18	0.44
1:E:132:GLU:CA	3:E:1067:HOH:O	2.66	0.44
1:X:100:LEU:HD23	1:X:115:ASP:OD2	2.17	0.44
1:O:92:LYS:HE2	1:O:120:ILE:HG12	1.99	0.44
1:H:111:ASN:O	1:H:115:ASP:OD2	2.35	0.44
1:B:202:LEU:O	1:B:206:ASN:N	2.51	0.44
1:C:210:ARG:HA	1:C:211:PRO:HD3	1.67	0.44
1:J:299:LEU:N	3:J:1102:HOH:O	2.34	0.44
1:P:127:ALA:HB1	1:P:128:LYS:HE2	2.00	0.44
1:N:15:VAL:HG21	1:N:66:LEU:CD1	2.43	0.44
1:J:55:ILE:HD12	1:J:86:VAL:HG11	1.98	0.44
1:B:154:ILE:HA	1:B:155:PRO:HD3	1.66	0.44
1:X:230:LEU:O	1:X:232:LYS:N	2.51	0.44
1:I:5:ILE:HG13	1:I:205:LEU:HD21	1.99	0.44
1:M:116:LYS:HZ3	1:M:122:THR:CB	2.31	0.44
1:N:279:ASP:O	1:N:284:GLY:N	2.45	0.44
1:O:247:GLU:HB3	1:O:249:TYR:CE1	2.53	0.44
1:D:279:ASP:OD2	1:D:281:VAL:HG12	2.17	0.44
1:M:237:LEU:C	1:M:239:GLY:N	2.71	0.44
1:J:320:LYS:O	1:J:320:LYS:CG	2.66	0.44
1:T:53:ASN:OD1	1:T:308:THR:HB	2.18	0.44
1:N:21:GLU:HG2	1:N:173:GLU:OE2	2.17	0.44
1:D:161:PRO:HG3	1:D:230:LEU:HD23	1.99	0.44
1:I:130:SER:C	1:I:132:GLU:H	2.20	0.44
1:G:58:LEU:HD23	1:G:86:VAL:HG12	1.99	0.44
1:L:101:VAL:O	1:L:101:VAL:HG12	2.18	0.44
1:L:133:LEU:N	1:L:133:LEU:CD1	2.81	0.44
1:G:114:LEU:HD11	1:H:315:PHE:CE2	2.53	0.44
1:S:146:ARG:O	1:S:146:ARG:HG3	2.18	0.44

*Continued on next page...*

*Continued from previous page...*

Atom-1	Atom-2	Interatomic distance (Å)	Clash overlap (Å)
1:U:144:LEU:O	1:U:149:ARG:HB2	2.17	0.44
1:B:322:LEU:C	1:B:324:LEU:H	2.21	0.44
1:L:304:LEU:O	1:L:304:LEU:HD13	2.18	0.44
1:P:157:GLY:C	1:P:159:ALA:H	2.21	0.44
1:K:54:LYS:HD3	1:K:54:LYS:HA	1.71	0.44
1:E:142:GLU:O	1:E:146:ARG:HB3	2.17	0.44
1:R:219:PHE:O	1:R:220:GLY:C	2.56	0.44
1:Q:73:VAL:HG11	1:Q:154:ILE:HD11	2.00	0.44
1:I:27:LEU:HA	1:I:28:PRO:HD2	1.82	0.44
1:H:248:LEU:HD12	1:H:249:TYR:N	2.32	0.44
1:H:249:TYR:CD2	1:H:293:LEU:HD21	2.52	0.44
1:H:188:ALA:HB2	1:H:286:ALA:HB2	1.99	0.44
1:F:134:MET:SD	1:F:156:PRO:HD3	2.58	0.44
1:A:116:LYS:HZ1	1:A:122:THR:HG22	1.82	0.44
1:X:210:ARG:NH2	1:X:299:LEU:HA	2.33	0.44
1:O:84:ALA:HB1	1:O:100:LEU:CD2	2.48	0.44
1:E:30:ILE:HG12	1:E:274:GLU:HG3	2.00	0.44
1:D:265:GLN:HG3	1:D:269:LYS:NZ	2.33	0.44
1:L:30:ILE:CG2	1:L:38:VAL:HG11	2.47	0.44
1:F:135:LYS:HG3	1:F:136:TYR:N	2.33	0.44
1:O:110:GLY:HA3	1:O:316:HIS:CG	2.53	0.44
1:N:30:ILE:HG21	1:N:287:PHE:CZ	2.50	0.44
1:W:70:ALA:N	3:W:1265:HOH:O	2.50	0.44
1:I:102:LEU:HB2	1:I:124:VAL:HG22	2.00	0.44
1:U:204:ILE:HG12	1:U:240:VAL:HG21	1.99	0.44
1:U:240:VAL:HG22	1:U:241:LYS:N	2.32	0.44
1:F:106:GLU:O	1:F:107:GLU:C	2.56	0.44
1:A:154:ILE:CG2	1:A:158:GLY:HA2	2.48	0.44
1:B:107:GLU:OE1	1:B:316:HIS:HE1	2.01	0.44
1:P:219:PHE:CD1	1:P:250:ASP:HB2	2.53	0.44
1:F:162:ILE:HD12	1:F:162:ILE:O	2.16	0.44
1:I:131:PHE:HZ	1:I:226:LYS:HZ3	1.64	0.44
1:O:71:ASP:O	1:O:97:ASP:HB3	2.17	0.44
1:Q:256:TYR:C	1:Q:258:LYS:N	2.71	0.44
1:V:127:ALA:HB3	1:V:133:LEU:HD11	1.99	0.44
1:R:127:ALA:HB1	1:R:128:LYS:CE	2.48	0.44
1:W:125:TYR:O	1:W:127:ALA:N	2.51	0.44
1:W:162:ILE:O	1:W:164:THR:N	2.51	0.44
1:W:54:LYS:NZ	1:W:157:GLY:CA	2.81	0.44
1:S:83:HIS:CB	2:S:1191:5PA:H92	2.47	0.44
1:Q:54:LYS:HZ1	2:Q:1171:5PA:H91	1.83	0.44

*Continued on next page...*

*Continued from previous page...*

Atom-1	Atom-2	Interatomic distance (Å)	Clash overlap (Å)
1:P:315:PHE:O	1:P:316:HIS:C	2.56	0.44
1:U:37:ASP:O	1:U:302:LYS:HA	2.18	0.44
1:B:103:ARG:NH2	1:B:131:PHE:CD2	2.84	0.44
1:S:72:VAL:HA	1:S:97:ASP:O	2.17	0.44
1:X:129:ASP:OD1	1:X:129:ASP:O	2.35	0.44
1:R:142:GLU:CB	1:R:146:ARG:HH21	2.31	0.44
1:D:316:HIS:ND1	1:D:317:TYR:CE1	2.86	0.44
1:D:103:ARG:NH2	1:D:131:PHE:CA	2.80	0.44
1:P:320:LYS:HE3	1:P:324:LEU:HD11	1.98	0.44
1:K:185:ILE:HG23	1:K:304:LEU:CD1	2.48	0.44
1:E:145:LYS:O	1:E:145:LYS:HG3	2.18	0.44
1:K:74:ILE:CG2	1:K:137:ALA:HB1	2.46	0.44
1:M:76:VAL:CG1	1:M:133:LEU:HD23	2.48	0.44
1:D:268:ARG:NH1	1:D:325:LEU:HD12	2.32	0.44
1:G:27:LEU:HD21	1:G:40:ILE:HG21	1.99	0.44
1:J:82:ASN:HD21	1:J:111:ASN:HD21	1.66	0.44
1:R:162:ILE:HG23	1:R:163:GLY:N	2.32	0.44
1:A:181:LYS:HG2	1:A:302:LYS:HZ3	1.81	0.44
1:B:26:TYR:CD2	1:R:4:LYS:HA	2.53	0.44
1:E:243:GLU:HG3	1:E:244:VAL:N	2.33	0.44
1:D:14:ARG:HB2	1:D:59:GLU:O	2.17	0.44
1:F:135:LYS:HE2	1:F:136:TYR:CE1	2.53	0.44
1:P:42:ARG:NH1	1:P:42:ARG:HB3	2.31	0.44
1:P:44:ASP:HB3	1:P:307:HIS:CG	2.53	0.44
1:E:322:LEU:O	1:E:325:LEU:N	2.51	0.44
1:Q:221:GLU:O	1:Q:223:MET:N	2.47	0.44
1:X:226:LYS:O	1:X:229:ASN:HB3	2.18	0.44
1:F:112:TYR:O	1:F:115:ASP:HB2	2.17	0.44
1:F:219:PHE:CZ	1:F:248:LEU:HG	2.52	0.44
1:N:204:ILE:HG12	1:N:240:VAL:HG11	2.00	0.44
1:K:31:SER:CB	1:K:36:ALA:O	2.66	0.44
1:L:12:PHE:HE2	1:L:237:LEU:HD22	1.82	0.44
1:F:182:PHE:CD2	1:F:304:LEU:HB2	2.52	0.44
1:B:251:TYR:OH	1:B:292:ASP:CG	2.56	0.44
1:D:240:VAL:HG22	1:D:241:LYS:N	2.33	0.44
1:O:274:GLU:O	1:O:276:ILE:HG13	2.18	0.43
2:J:1101:5PA:C4A	2:J:1101:5PA:O4P	2.64	0.43
1:L:250:ASP:OD1	1:L:252:SER:OG	2.36	0.43
1:P:171:VAL:O	1:P:172:GLY:C	2.56	0.43
1:G:14:ARG:HG3	1:G:59:GLU:HB3	2.00	0.43
1:B:103:ARG:NH1	1:B:129:ASP:CG	2.72	0.43

*Continued on next page...*

*Continued from previous page...*

Atom-1	Atom-2	Interatomic distance (Å)	Clash overlap (Å)
1:D:194:THR:O	1:D:198:LEU:HB2	2.17	0.43
1:I:165:LEU:HD21	1:I:238:LEU:HD21	1.99	0.43
1:E:307:HIS:HE1	1:E:309:GLY:O	2.01	0.43
1:Q:290:LEU:HD12	1:Q:299:LEU:CD1	2.48	0.43
1:Q:186:VAL:HG11	1:Q:290:LEU:HD13	2.00	0.43
1:S:42:ARG:C	1:S:44:ASP:N	2.71	0.43
1:R:131:PHE:HA	1:R:133:LEU:CD1	2.41	0.43
1:X:199:SER:O	1:X:200:LEU:C	2.56	0.43
1:I:251:TYR:CD2	1:I:289:GLY:HA2	2.53	0.43
1:J:133:LEU:HA	1:J:136:TYR:HD2	1.83	0.43
1:O:122:THR:O	1:O:122:THR:HG23	2.18	0.43
1:K:139:GLU:HG3	1:K:140:ILE:N	2.31	0.43
1:H:281:VAL:HG13	1:H:282:TYR:CD1	2.53	0.43
1:X:268:ARG:O	1:X:272:THR:OG1	2.26	0.43
1:E:219:PHE:O	1:E:220:GLY:O	2.36	0.43
1:P:134:MET:C	1:P:136:TYR:N	2.70	0.43
1:E:33:GLU:OE2	1:E:273:ARG:NH1	2.51	0.43
1:K:266:ILE:HD13	1:K:288:TYR:HB2	1.99	0.43
1:W:84:ALA:HB1	1:W:100:LEU:CG	2.44	0.43
1:F:210:ARG:HH21	1:F:299:LEU:HA	1.83	0.43
1:E:54:LYS:NZ	2:E:1051:5PA:H91	2.33	0.43
1:A:127:ALA:O	1:A:129:ASP:OD2	2.36	0.43
1:R:5:ILE:HD11	1:R:205:LEU:HD21	2.00	0.43
1:M:122:THR:O	1:M:122:THR:CG2	2.66	0.43
1:F:316:HIS:HB3	1:F:317:TYR:CD1	2.52	0.43
1:O:315:PHE:HZ	1:P:312:SER:OG	2.01	0.43
1:U:13:PRO:HG3	3:U:1212:HOH:O	2.18	0.43
1:C:220:GLY:O	1:C:223:MET:CB	2.66	0.43
1:P:195:LEU:CD1	1:P:246:PRO:HG3	2.45	0.43
1:M:134:MET:CE	1:M:155:PRO:HA	2.26	0.43
1:J:223:MET:O	1:J:224:THR:C	2.57	0.43
1:W:136:TYR:O	1:W:139:GLU:N	2.51	0.43
1:B:269:LYS:HG2	1:B:273:ARG:NH2	2.34	0.43
1:R:243:GLU:O	1:R:244:VAL:C	2.56	0.43
1:K:214:ILE:HG21	1:K:286:ALA:CA	2.48	0.43
1:K:312:SER:C	1:K:314:THR:H	2.22	0.43
1:K:50:ILE:HD11	1:K:82:ASN:HD22	1.83	0.43
1:H:52:GLY:HA3	1:H:308:THR:O	2.18	0.43
1:X:308:THR:OG1	2:X:1241:5PA:N1	2.41	0.43
1:K:102:LEU:O	1:K:133:LEU:HD11	2.19	0.43
1:H:186:VAL:HG21	1:H:290:LEU:HD23	2.00	0.43

*Continued on next page...*

*Continued from previous page...*

Atom-1	Atom-2	Interatomic distance (Å)	Clash overlap (Å)
1:C:143:GLU:CA	1:C:146:ARG:HG2	2.44	0.43
1:H:104:GLY:O	1:H:105:LYS:C	2.56	0.43
1:A:181:LYS:HD3	1:A:181:LYS:N	2.33	0.43
1:F:293:LEU:HB3	1:F:299:LEU:HG	2.00	0.43
1:B:61:LEU:HD23	1:B:162:ILE:CG2	2.47	0.43
1:U:290:LEU:O	1:U:294:ALA:N	2.45	0.43
1:C:109:LYS:CA	1:C:113:LEU:HB2	2.48	0.43
1:D:100:LEU:HB3	1:D:102:LEU:HD21	1.99	0.43
1:X:93:LYS:O	1:X:93:LYS:HG2	2.17	0.43
1:M:318:GLY:HA3	1:N:113:LEU:HD11	1.99	0.43
1:N:148:GLY:HA2	3:N:1156:HOH:O	2.18	0.43
1:S:68:LYS:HD2	3:S:1218:HOH:O	2.17	0.43
1:X:223:MET:HE1	1:X:248:LEU:HD11	2.01	0.43
1:G:18:ILE:HG12	1:G:55:ILE:CG2	2.48	0.43
1:G:61:LEU:O	1:G:64:ASP:HB3	2.18	0.43
1:P:144:LEU:HD11	1:P:149:ARG:CB	2.48	0.43
1:W:17:LEU:CD2	1:W:59:GLU:HG2	2.48	0.43
1:F:287:PHE:O	1:F:291:VAL:HG23	2.18	0.43
1:F:181:LYS:CD	1:F:181:LYS:N	2.72	0.43
1:K:5:ILE:O	1:K:6:PHE:C	2.57	0.43
1:J:207:GLU:C	1:J:209:ILE:N	2.71	0.43
1:M:165:LEU:CD2	1:M:238:LEU:HD21	2.48	0.43
1:S:127:ALA:CB	1:S:136:TYR:CE2	3.02	0.43
1:S:138:GLU:O	1:S:142:GLU:HG2	2.19	0.43
1:I:266:ILE:C	1:I:268:ARG:N	2.71	0.43
1:A:72:VAL:HG21	1:A:144:LEU:CD2	2.46	0.43
1:P:181:LYS:CG	3:P:1163:HOH:O	2.66	0.43
1:T:252:SER:C	1:T:253:PHE:HD1	2.21	0.43
1:T:268:ARG:O	1:T:272:THR:OG1	2.21	0.43
1:Q:30:ILE:HG21	1:Q:287:PHE:HZ	1.83	0.43
1:Q:30:ILE:O	1:Q:34:ILE:HG23	2.18	0.43
1:K:80:HIS:CD2	1:K:80:HIS:N	2.86	0.43
1:L:54:LYS:CE	1:L:57:LYS:HZ3	2.32	0.43
1:S:180:VAL:HA	1:S:181:LYS:NZ	2.34	0.43
1:E:103:ARG:HB3	1:E:133:LEU:HD11	2.00	0.43
1:H:103:ARG:HH22	1:H:131:PHE:CA	2.31	0.43
1:H:103:ARG:NE	1:H:129:ASP:HA	2.33	0.43
1:H:100:LEU:CD1	1:H:100:LEU:N	2.81	0.43
1:X:268:ARG:NH2	1:X:325:LEU:HG	2.33	0.43
1:X:320:LYS:HD2	1:X:320:LYS:O	2.18	0.43
1:C:180:VAL:HB	1:C:182:PHE:CE1	2.54	0.43

*Continued on next page...*

*Continued from previous page...*

Atom-1	Atom-2	Interatomic distance (Å)	Clash overlap (Å)
1:C:39:TYR:HB2	1:C:182:PHE:CE2	2.53	0.43
1:F:214:ILE:CG2	1:F:286:ALA:HA	2.44	0.43
1:P:134:MET:O	1:P:138:GLU:N	2.43	0.43
1:P:200:LEU:O	1:P:203:SER:HB3	2.17	0.43
1:H:106:GLU:CG	1:H:124:VAL:HG21	2.48	0.43
1:M:269:LYS:HG2	1:M:273:ARG:HH12	1.80	0.43
1:J:195:LEU:HD12	1:J:227:LEU:CD1	2.43	0.43
1:G:195:LEU:C	1:G:195:LEU:HD23	2.38	0.43
1:C:295:ARG:C	1:C:297:GLY:H	2.21	0.43
1:E:81:SER:HB3	1:E:84:ALA:HB2	1.99	0.43
1:F:2:HIS:HB3	1:F:5:ILE:HG12	1.99	0.43
1:E:191:SER:OG	2:E:1051:5PA:O1P	2.29	0.43
1:W:271:GLY:HA3	1:X:118:MET:SD	2.57	0.43
1:A:1:MET:HE1	1:A:5:ILE:CG2	2.48	0.43
1:B:108:LEU:HA	1:B:108:LEU:HD12	1.82	0.43
1:V:195:LEU:HB2	3:V:1242:HOH:O	2.17	0.43
1:L:277:ILE:HG13	3:L:1127:HOH:O	2.19	0.43
1:V:317:TYR:O	1:V:318:GLY:C	2.56	0.43
1:B:259:ILE:HD13	1:B:317:TYR:HB3	2.00	0.43
1:W:290:LEU:HD12	1:W:290:LEU:C	2.39	0.43
1:P:195:LEU:HD11	1:P:246:PRO:CG	2.45	0.43
1:G:279:ASP:OD2	1:G:282:TYR:N	2.47	0.43
1:G:280:PRO:O	1:G:285:LYS:HE3	2.18	0.43
1:Q:83:HIS:CE1	1:Q:158:GLY:N	2.86	0.43
1:F:187:VAL:HG11	1:F:194:THR:HG22	2.00	0.43
1:I:143:GLU:HG3	1:I:144:LEU:HD12	2.01	0.43
1:R:210:ARG:NH2	1:R:299:LEU:CA	2.79	0.43
1:R:251:TYR:OH	1:R:293:LEU:CD1	2.66	0.43
1:G:14:ARG:HG2	1:G:59:GLU:HB3	2.01	0.43
1:H:19:PRO:HG2	1:H:20:TRP:CD1	2.53	0.43
1:J:251:TYR:O	1:J:253:PHE:HD1	2.02	0.43
1:K:242:VAL:O	1:K:243:GLU:O	2.37	0.43
1:I:12:PHE:HA	1:I:13:PRO:HD3	1.51	0.43
1:N:320:LYS:CE	1:N:324:LEU:HD11	2.46	0.43
1:L:194:THR:HG22	1:L:194:THR:O	2.18	0.43
1:E:142:GLU:OE1	1:E:145:LYS:HD3	2.19	0.43
1:J:103:ARG:HH21	1:J:133:LEU:HD11	1.83	0.43
1:K:134:MET:HE3	1:K:156:PRO:HD3	1.99	0.43
1:T:91:ALA:O	1:T:96:LEU:HB2	2.18	0.43
1:T:180:VAL:HG13	1:T:181:LYS:N	2.33	0.43
1:U:53:ASN:HD21	1:U:54:LYS:HE2	1.83	0.43

*Continued on next page...*

*Continued from previous page...*

Atom-1	Atom-2	Interatomic distance (Å)	Clash overlap (Å)
1:G:27:LEU:HD12	1:G:38:VAL:CG2	2.42	0.43
1:F:211:PRO:HB2	1:F:246:PRO:HB3	1.99	0.43
1:I:91:ALA:O	1:I:94:LEU:N	2.52	0.43
1:U:274:GLU:HA	1:U:274:GLU:OE1	2.18	0.43
1:D:225:SER:HB3	1:E:108:LEU:CD2	2.49	0.43
1:J:65:ALA:HB2	1:J:152:TYR:CE2	2.53	0.43
1:Q:16:GLU:HA	1:Q:59:GLU:OE2	2.19	0.43
1:T:89:LEU:HA	1:T:89:LEU:HD12	1.90	0.43
1:G:310:GLY:C	1:G:312:SER:H	2.22	0.43
1:T:255:GLU:OE2	3:T:1241:HOH:O	2.21	0.43
1:J:279:ASP:OD2	1:J:281:VAL:HG13	2.18	0.43
1:P:153:VAL:N	3:P:1175:HOH:O	2.47	0.43
1:I:61:LEU:HD13	1:I:154:ILE:HG21	2.01	0.43
1:G:161:PRO:CB	1:G:237:LEU:HD12	2.40	0.43
1:H:127:ALA:HB1	1:H:128:LYS:CE	2.49	0.43
1:O:210:ARG:HH21	1:O:299:LEU:HA	1.84	0.43
1:P:287:PHE:O	1:P:291:VAL:N	2.45	0.43
1:O:310:GLY:C	1:O:312:SER:N	2.72	0.43
1:J:26:TYR:CE2	1:J:28:PRO:HG3	2.54	0.43
1:I:109:LYS:HA	1:I:113:LEU:CB	2.43	0.43
2:V:1221:5PA:C4A	2:V:1221:5PA:O4P	2.64	0.43
1:W:259:ILE:CD1	1:W:317:TYR:HB3	2.48	0.43
1:K:218:ARG:H	1:K:218:ARG:CD	2.31	0.43
1:I:321:LEU:O	1:I:325:LEU:CD2	2.67	0.43
1:L:224:THR:OG1	1:L:245:ARG:NH2	2.51	0.43
1:K:287:PHE:C	1:K:289:GLY:N	2.70	0.43
1:P:317:TYR:O	1:P:320:LYS:HB3	2.18	0.43
1:B:218:ARG:HA	3:B:1025:HOH:O	2.18	0.43
1:W:106:GLU:OE2	1:W:124:VAL:HG11	2.18	0.43
1:J:131:PHE:HZ	1:J:256:TYR:CE2	2.36	0.43
1:G:322:LEU:HD11	1:H:108:LEU:HD11	2.01	0.43
1:T:62:LEU:HD13	1:T:94:LEU:HD12	2.01	0.43
1:W:66:LEU:CD1	1:W:94:LEU:HD13	2.41	0.43
1:R:273:ARG:O	1:R:274:GLU:OE1	2.36	0.43
1:K:222:VAL:HG22	1:K:222:VAL:O	2.18	0.43
1:N:53:ASN:HB3	1:N:167:TYR:OH	2.19	0.43
1:G:5:ILE:CD1	1:G:205:LEU:HD21	2.48	0.43
1:J:110:GLY:O	1:J:114:LEU:HG	2.18	0.43
1:W:185:ILE:HD12	1:W:202:LEU:HD11	2.00	0.43
1:E:318:GLY:HA3	1:F:113:LEU:HD21	2.00	0.43
1:Q:195:LEU:HD23	1:Q:195:LEU:O	2.18	0.43

*Continued on next page...*



*Continued from previous page...*

Atom-1	Atom-2	Interatomic distance (Å)	Clash overlap (Å)
1:K:56:ARG:HG2	1:K:56:ARG:HH11	1.83	0.43
1:R:15:VAL:HG11	1:R:94:LEU:HD21	1.99	0.43
1:F:107:GLU:O	1:F:112:TYR:CD2	2.72	0.43
1:K:263:VAL:HG11	1:K:280:PRO:HA	2.00	0.43
1:I:131:PHE:CD1	1:I:131:PHE:C	2.91	0.43
1:I:131:PHE:HD1	1:I:131:PHE:C	2.21	0.43
1:O:155:PRO:HB2	1:O:159:ALA:HB3	1.99	0.43
1:P:116:LYS:NZ	1:P:122:THR:CB	2.72	0.43
1:V:143:GLU:O	1:V:143:GLU:CG	2.67	0.43
1:R:130:SER:OG	1:R:132:GLU:HG3	2.19	0.43
1:G:65:ALA:HB2	1:G:152:TYR:CG	2.54	0.43
1:T:204:ILE:CG1	1:T:240:VAL:HG21	2.42	0.43
1:U:189:ALA:O	1:U:215:ALA:HA	2.18	0.43
1:U:41:LYS:HZ3	1:U:177:GLN:NE2	2.10	0.43
1:R:82:ASN:ND2	1:R:111:ASN:HD21	2.17	0.43
1:G:15:VAL:O	1:G:15:VAL:CG1	2.63	0.43
1:K:5:ILE:HD12	1:K:172:GLY:HA3	2.00	0.43
1:S:221:GLU:O	1:S:224:THR:HG22	2.18	0.43
1:D:41:LYS:HZ3	1:D:177:GLN:NE2	2.12	0.43
1:T:132:GLU:O	1:T:134:MET:N	2.52	0.43
1:S:117:ILE:CD1	1:T:318:GLY:HA2	2.48	0.43
1:A:186:VAL:HG23	1:A:305:PHE:CD1	2.41	0.43
1:K:186:VAL:HA	1:K:212:VAL:O	2.18	0.43
1:E:131:PHE:C	1:E:131:PHE:HD1	2.22	0.43
1:P:92:LYS:HE2	1:P:98:ALA:HB3	2.01	0.43
1:W:283:THR:O	1:W:284:GLY:C	2.56	0.43
1:M:177:GLN:CG	1:M:178:SER:N	2.81	0.43
1:W:23:PRO:HD3	1:X:20:TRP:CE3	2.53	0.43
1:Q:170:ALA:O	1:Q:174:ILE:HG13	2.17	0.43
1:N:15:VAL:O	1:N:17:LEU:HD22	2.19	0.43
1:E:1:MET:HE1	1:E:5:ILE:HG21	2.01	0.43
1:J:165:LEU:HA	1:J:168:VAL:HG21	1.98	0.43
1:O:51:GLY:O	1:O:55:ILE:CD1	2.67	0.43
1:W:27:LEU:HD22	1:W:274:GLU:CG	2.49	0.43
1:L:281:VAL:CG2	1:L:281:VAL:O	2.66	0.43
1:O:252:SER:O	1:O:253:PHE:CB	2.66	0.43
1:N:266:ILE:HG21	1:N:284:GLY:O	2.19	0.43
1:V:214:ILE:HG21	1:V:286:ALA:HA	2.00	0.43
1:D:226:LYS:O	1:D:230:LEU:HB2	2.18	0.43
1:A:67:SER:HB2	1:R:67:SER:O	2.18	0.43
1:N:251:TYR:OH	1:N:292:ASP:OD1	2.36	0.43

*Continued on next page...*

*Continued from previous page...*

Atom-1	Atom-2	Interatomic distance (Å)	Clash overlap (Å)
1:H:14:ARG:NH2	3:H:1110:HOH:O	2.51	0.43
1:R:187:VAL:HG23	1:R:306:ILE:HB	2.00	0.43
1:O:135:LYS:HG3	1:O:136:TYR:N	2.33	0.43
1:F:220:GLY:O	1:F:221:GLU:C	2.56	0.43
1:O:5:ILE:O	1:O:6:PHE:C	2.56	0.43
1:A:53:ASN:ND2	1:A:54:LYS:HZ3	2.17	0.43
1:V:135:LYS:HG2	1:V:136:TYR:CG	2.53	0.43
1:M:135:LYS:HG3	1:M:136:TYR:H	1.81	0.43
1:L:135:LYS:HA	1:L:138:GLU:HB2	1.99	0.43
1:W:144:LEU:O	1:W:147:GLU:HB2	2.19	0.43
1:W:219:PHE:HE2	1:W:224:THR:CB	2.13	0.43
1:S:169:ARG:O	1:S:172:GLY:N	2.51	0.43
1:G:76:VAL:HG12	1:G:101:VAL:CG1	2.49	0.43
1:U:181:LYS:HG2	1:U:302:LYS:HZ1	1.79	0.43
1:R:281:VAL:CG2	1:R:281:VAL:O	2.66	0.43
1:X:103:ARG:NH2	1:X:131:PHE:CD1	2.86	0.43
1:L:25:GLN:NE2	1:L:42:ARG:CD	2.82	0.43
1:H:30:ILE:CG2	1:H:34:ILE:HD12	2.48	0.43
1:U:47:GLY:O	1:V:42:ARG:NH2	2.49	0.43
1:U:162:ILE:HD12	1:U:162:ILE:C	2.39	0.43
1:F:203:SER:CB	1:F:243:GLU:HG2	2.49	0.43
1:N:103:ARG:NH2	1:N:131:PHE:CG	2.87	0.43
1:N:131:PHE:HA	1:N:133:LEU:HD22	2.00	0.43
1:O:66:LEU:CD1	1:O:94:LEU:HD13	2.43	0.43
1:H:100:LEU:HB3	1:H:102:LEU:CD2	2.41	0.43
1:X:320:LYS:CD	1:X:320:LYS:O	2.66	0.43
1:B:173:GLU:O	1:B:177:GLN:HG2	2.18	0.43
1:B:180:VAL:HG13	1:B:302:LYS:HD3	2.01	0.43
1:X:39:TYR:CD1	1:X:182:PHE:HE2	2.36	0.43
1:A:103:ARG:HB3	1:A:133:LEU:CD2	2.49	0.43
1:G:302:LYS:HE3	1:G:302:LYS:HB2	1.85	0.43
1:J:9:LEU:CD2	1:J:238:LEU:HD21	2.47	0.43
1:T:5:ILE:HG13	1:T:172:GLY:HA2	1.99	0.43
1:T:103:ARG:HE	1:T:133:LEU:HD11	1.84	0.43
1:D:122:THR:CG2	1:D:123:ARG:N	2.81	0.43
1:X:34:ILE:HG12	1:X:291:VAL:HG13	2.01	0.43
1:K:125:TYR:C	1:K:127:ALA:H	2.16	0.43
1:C:15:VAL:HG11	1:C:94:LEU:HD11	2.01	0.43
1:F:219:PHE:HA	1:F:219:PHE:HD2	1.68	0.43
1:V:11:LYS:O	1:V:11:LYS:HG3	2.18	0.43
1:I:61:LEU:HD21	1:I:160:SER:OG	2.18	0.43

*Continued on next page...*

*Continued from previous page...*

Atom-1	Atom-2	Interatomic distance (Å)	Clash overlap (Å)
1:V:222:VAL:CG1	1:V:223:MET:N	2.74	0.43
1:I:41:LYS:HZ3	1:I:177:GLN:NE2	2.13	0.43
1:Q:187:VAL:HG21	1:Q:194:THR:HG21	1.99	0.43
1:F:15:VAL:HG11	1:F:94:LEU:HD21	2.00	0.43
1:T:221:GLU:HB3	1:T:222:VAL:H	1.51	0.43
1:S:102:LEU:O	1:S:133:LEU:HD21	2.18	0.43
1:Q:171:VAL:HG21	1:Q:201:GLY:CA	2.48	0.43
1:N:261:GLY:O	1:N:265:GLN:HB2	2.19	0.43
1:S:117:ILE:HD11	1:T:318:GLY:O	2.19	0.43
1:Q:38:VAL:O	1:Q:38:VAL:HG22	2.18	0.43
1:V:182:PHE:O	1:V:209:ILE:HG12	2.19	0.43
1:F:203:SER:CB	1:F:243:GLU:CG	2.95	0.43
1:R:40:ILE:HD13	1:R:276:ILE:CD1	2.41	0.43
1:J:141:ALA:HA	1:J:151:PRO:HG3	1.99	0.43
1:K:135:LYS:HA	1:K:138:GLU:CG	2.48	0.43
1:M:131:PHE:O	1:M:133:LEU:N	2.38	0.43
1:O:221:GLU:OE2	1:O:225:SER:HB3	2.18	0.43
1:T:48:LEU:HD11	1:T:90:ALA:HB2	2.00	0.43
1:H:11:LYS:HE3	1:H:12:PHE:CZ	2.54	0.43
1:H:120:ILE:O	1:H:121:GLU:C	2.57	0.43
1:E:221:GLU:O	1:E:223:MET:N	2.47	0.43
1:C:180:VAL:O	1:C:181:LYS:C	2.56	0.43
1:N:14:ARG:HG3	1:N:59:GLU:HB3	2.00	0.43
1:M:269:LYS:CB	1:M:273:ARG:NH1	2.81	0.43
1:J:111:ASN:O	1:J:115:ASP:OD1	2.37	0.43
1:G:221:GLU:C	1:G:223:MET:N	2.64	0.43
1:A:302:LYS:HE3	1:A:302:LYS:HB2	1.91	0.43
1:E:278:LEU:HD22	1:E:283:THR:HB	2.01	0.43
1:T:103:ARG:NH2	1:T:131:PHE:HA	2.33	0.43
1:X:287:PHE:O	1:X:290:LEU:HB3	2.19	0.43
1:R:58:LEU:HA	1:R:61:LEU:HB2	2.00	0.43
1:R:29:ASN:O	1:R:32:ARG:N	2.51	0.43
1:U:228:ASP:OD1	1:U:245:ARG:HG2	2.18	0.43
1:T:109:LYS:HG3	1:T:316:HIS:CG	2.53	0.43
1:H:194:THR:HG22	1:H:194:THR:O	2.18	0.43
1:A:40:ILE:O	1:A:40:ILE:HG23	2.17	0.43
1:A:135:LYS:HG3	1:A:136:TYR:N	2.34	0.43
1:A:32:ARG:NH1	3:A:1050:HOH:O	2.51	0.43
1:X:136:TYR:O	1:X:139:GLU:HB2	2.19	0.43
1:X:135:LYS:O	1:X:138:GLU:HB2	2.17	0.43
1:C:217:GLY:O	1:C:218:ARG:C	2.56	0.43

*Continued on next page...*

*Continued from previous page...*

Atom-1	Atom-2	Interatomic distance (Å)	Clash overlap (Å)
1:O:210:ARG:NH2	1:O:299:LEU:HA	2.34	0.43
1:O:44:ASP:HA	1:O:52:GLY:N	2.34	0.43
1:J:67:SER:C	1:J:69:GLY:N	2.69	0.43
1:W:162:ILE:C	1:W:164:THR:N	2.72	0.43
1:F:181:LYS:HD3	1:F:181:LYS:N	2.09	0.43
1:R:196:ALA:HB2	1:R:227:LEU:CD1	2.48	0.43
1:G:47:GLY:C	1:H:42:ARG:HH22	2.22	0.43
1:T:144:LEU:CD1	1:T:149:ARG:HH11	2.16	0.43
1:Q:267:ILE:HD11	1:Q:280:PRO:N	2.33	0.43
1:X:103:ARG:CD	1:X:129:ASP:HA	2.48	0.43
1:K:50:ILE:HD11	1:K:82:ASN:ND2	2.34	0.43
1:T:210:ARG:NH2	1:T:299:LEU:HA	2.34	0.43
1:O:118:MET:O	1:P:268:ARG:HG3	2.19	0.43
1:Q:141:ALA:HB1	1:Q:151:PRO:HG2	2.01	0.43
1:Q:141:ALA:HB1	1:Q:151:PRO:CG	2.49	0.43
1:M:214:ILE:HD13	1:M:286:ALA:O	2.18	0.43
1:W:185:ILE:HD12	1:W:202:LEU:HD21	2.01	0.43
1:H:139:GLU:HG3	3:H:1100:HOH:O	2.18	0.43
1:V:162:ILE:HG22	3:V:1229:HOH:O	2.19	0.43
1:V:162:ILE:CG2	1:V:163:GLY:H	2.31	0.43
1:C:12:PHE:CZ	1:C:237:LEU:HD22	2.54	0.43
1:B:134:MET:SD	1:B:156:PRO:HD3	2.59	0.43
1:I:116:LYS:HZ2	1:I:122:THR:HB	1.84	0.43
1:O:19:PRO:HD2	1:O:20:TRP:CZ3	2.53	0.43
1:S:130:SER:C	1:S:132:GLU:N	2.72	0.43
1:L:11:LYS:N	3:L:1142:HOH:O	2.51	0.43
1:W:109:LYS:N	3:W:1237:HOH:O	2.51	0.43
1:C:263:VAL:O	1:C:267:ILE:HG13	2.19	0.43
1:J:44:ASP:HB3	1:J:309:GLY:HA2	2.00	0.43
1:I:219:PHE:HB2	1:I:250:ASP:OD2	2.19	0.43
1:F:218:ARG:NH1	1:F:218:ARG:HB2	2.34	0.43
1:W:171:VAL:HG23	1:W:172:GLY:N	2.34	0.43
1:D:219:PHE:CZ	1:D:248:LEU:HG	2.54	0.43
1:L:322:LEU:C	1:L:324:LEU:N	2.69	0.43
1:J:26:TYR:CG	1:K:4:LYS:HA	2.54	0.43
1:J:210:ARG:HA	1:J:211:PRO:HD3	1.86	0.43
1:W:320:LYS:NZ	1:W:324:LEU:HD21	2.32	0.43
1:S:140:ILE:C	1:S:142:GLU:H	2.22	0.43
1:E:40:ILE:HD11	1:E:307:HIS:HB2	2.00	0.43
1:U:76:VAL:HB	1:U:133:LEU:HD23	2.01	0.43
1:T:128:LYS:HG2	1:T:128:LYS:O	2.19	0.43

*Continued on next page...*

*Continued from previous page...*

Atom-1	Atom-2	Interatomic distance (Å)	Clash overlap (Å)
1:T:134:MET:CE	1:T:134:MET:HA	2.49	0.43
1:T:268:ARG:O	1:T:268:ARG:CG	2.67	0.43
1:S:92:LYS:HD3	1:T:272:THR:HB	2.01	0.43
1:L:224:THR:OG1	1:L:245:ARG:NH1	2.52	0.43
1:K:82:ASN:ND2	1:K:111:ASN:HD21	2.15	0.43
1:E:20:TRP:CD2	1:F:23:PRO:HG3	2.54	0.43
1:S:236:GLU:O	1:S:237:LEU:C	2.57	0.43
1:S:61:LEU:HD22	1:S:154:ILE:HG12	1.99	0.43
1:U:265:GLN:HG3	1:U:269:LYS:NZ	2.34	0.43
1:E:131:PHE:C	1:E:133:LEU:N	2.71	0.43
1:O:88:GLY:O	1:O:91:ALA:HB3	2.19	0.43
1:E:210:ARG:NH1	1:E:247:GLU:OE2	2.34	0.43
1:K:135:LYS:O	1:K:138:GLU:HB2	2.19	0.43
1:W:291:VAL:O	1:W:291:VAL:HG12	2.18	0.43
1:H:12:PHE:HA	1:H:13:PRO:HD2	1.83	0.43
1:M:27:LEU:HA	1:M:28:PRO:HD2	1.78	0.43
1:D:167:TYR:HA	1:D:170:ALA:CB	2.49	0.43
1:C:179:GLU:OE1	1:C:179:GLU:N	2.52	0.43
1:I:48:LEU:HB3	1:I:55:ILE:CG1	2.48	0.43
1:J:167:TYR:HA	1:J:170:ALA:HB3	2.01	0.43
1:U:164:THR:O	1:U:166:GLY:N	2.51	0.43
1:V:289:GLY:O	1:V:293:LEU:HB2	2.19	0.43
1:X:14:ARG:NH1	1:X:169:ARG:NH2	2.67	0.43
1:M:13:PRO:HB2	3:M:1136:HOH:O	2.19	0.43
1:C:214:ILE:HD13	1:C:286:ALA:CA	2.22	0.42
1:O:132:GLU:C	1:O:134:MET:N	2.72	0.42
1:O:31:SER:OG	1:O:38:VAL:HG12	2.19	0.42
1:O:53:ASN:HB3	1:O:308:THR:CG2	2.49	0.42
1:A:185:ILE:HA	1:A:304:LEU:O	2.19	0.42
1:L:219:PHE:HD1	1:L:250:ASP:HB2	1.82	0.42
1:M:144:LEU:HD12	1:M:144:LEU:HA	1.85	0.42
1:J:219:PHE:CZ	1:J:248:LEU:HG	2.53	0.42
1:Q:54:LYS:NZ	2:Q:1171:5PA:H91	2.34	0.42
1:O:279:ASP:N	1:O:283:THR:OG1	2.46	0.42
1:I:125:TYR:O	1:I:127:ALA:N	2.52	0.42
1:R:282:TYR:CE2	2:R:1181:5PA:H4A1	2.53	0.42
1:T:319:ASP:O	1:T:322:LEU:N	2.33	0.42
1:L:245:ARG:HB2	1:L:246:PRO:HD2	2.01	0.42
1:V:212:VAL:HG13	1:V:249:TYR:HE1	1.84	0.42
1:K:271:GLY:HA3	1:L:118:MET:HE3	2.01	0.42
1:S:134:MET:HB3	3:S:1215:HOH:O	2.19	0.42

*Continued on next page...*

*Continued from previous page...*

Atom-1	Atom-2	Interatomic distance (Å)	Clash overlap (Å)
1:F:146:ARG:C	1:F:147:GLU:HG3	2.39	0.42
1:J:74:ILE:HD12	1:J:151:PRO:HB2	2.01	0.42
1:B:240:VAL:CG2	1:B:241:LYS:N	2.82	0.42
1:X:264:ALA:HB1	1:X:325:LEU:CD2	2.49	0.42
1:K:12:PHE:HA	1:K:13:PRO:HD3	1.72	0.42
1:C:167:TYR:HA	1:C:170:ALA:CB	2.48	0.42
1:A:126:ASP:O	1:A:126:ASP:OD1	2.37	0.42
1:E:30:ILE:HG21	1:E:287:PHE:CZ	2.53	0.42
1:I:93:LYS:C	1:I:95:GLY:H	2.23	0.42
1:F:5:ILE:O	1:F:6:PHE:C	2.58	0.42
1:R:5:ILE:H	1:R:5:ILE:HG12	1.57	0.42
1:E:57:LYS:C	1:E:61:LEU:HD12	2.39	0.42
1:W:243:GLU:CG	1:W:244:VAL:N	2.81	0.42
1:G:202:LEU:HD21	1:G:209:ILE:HD12	2.01	0.42
1:Q:7:ALA:C	1:Q:9:LEU:N	2.72	0.42
1:A:58:LEU:HD21	1:A:87:THR:HA	2.01	0.42
1:D:285:LYS:HD2	3:D:1068:HOH:O	2.19	0.42
1:V:295:ARG:HD2	3:V:1228:HOH:O	2.18	0.42
1:O:155:PRO:CB	1:O:159:ALA:HB3	2.49	0.42
1:F:228:ASP:C	1:F:230:LEU:H	2.22	0.42
1:Q:218:ARG:HD2	1:Q:256:TYR:N	2.34	0.42
1:O:230:LEU:C	1:O:232:LYS:H	2.22	0.42
1:O:276:ILE:CG2	1:O:277:ILE:N	2.82	0.42
1:O:38:VAL:CG2	1:O:290:LEU:HD21	2.49	0.42
1:O:299:LEU:CB	1:O:303:ILE:HD11	2.49	0.42
1:P:283:THR:O	1:P:284:GLY:C	2.58	0.42
1:E:214:ILE:HD11	1:E:289:GLY:HA3	2.01	0.42
1:M:149:ARG:HD2	3:M:1140:HOH:O	2.18	0.42
1:T:160:SER:O	1:T:161:PRO:C	2.57	0.42
1:H:43:ASP:O	1:H:46:THR:N	2.52	0.42
1:G:185:ILE:HG23	1:G:304:LEU:HB3	2.00	0.42
1:H:316:HIS:CE1	1:H:317:TYR:CZ	3.07	0.42
1:U:138:GLU:O	1:U:139:GLU:C	2.57	0.42
1:L:224:THR:CG2	1:L:225:SER:H	2.32	0.42
1:S:243:GLU:O	1:S:244:VAL:CG2	2.67	0.42
1:I:214:ILE:HD13	1:I:286:ALA:CA	2.39	0.42
1:K:138:GLU:O	1:K:139:GLU:C	2.56	0.42
1:M:131:PHE:C	1:M:131:PHE:CD1	2.91	0.42
1:M:131:PHE:HE2	1:M:222:VAL:HG11	1.85	0.42
1:H:289:GLY:O	1:H:292:ASP:N	2.52	0.42
1:G:27:LEU:HA	1:G:28:PRO:HD2	1.90	0.42

*Continued on next page...*

*Continued from previous page...*

Atom-1	Atom-2	Interatomic distance (Å)	Clash overlap (Å)
1:C:42:ARG:HB3	1:C:42:ARG:NH1	2.29	0.42
1:C:42:ARG:NH1	1:C:45:LEU:HG	2.34	0.42
1:E:116:LYS:HE3	1:E:116:LYS:HA	2.01	0.42
1:O:48:LEU:HD21	1:O:89:LEU:HB3	2.00	0.42
1:H:40:ILE:HA	1:H:305:PHE:O	2.19	0.42
1:R:183:ASP:O	1:R:209:ILE:HG23	2.19	0.42
1:G:106:GLU:CG	1:G:124:VAL:HG21	2.47	0.42
1:O:181:LYS:CE	1:O:181:LYS:N	2.80	0.42
1:K:129:ASP:CG	1:K:130:SER:H	2.22	0.42
1:I:138:GLU:HG2	3:I:1096:HOH:O	2.19	0.42
1:J:167:TYR:HA	1:J:170:ALA:HB2	2.01	0.42
1:W:198:LEU:C	1:W:198:LEU:HD23	2.39	0.42
1:S:185:ILE:HA	1:S:304:LEU:O	2.19	0.42
1:U:116:LYS:HZ2	1:U:122:THR:HG22	1.83	0.42
1:R:159:ALA:HB1	1:R:230:LEU:HD11	2.01	0.42
1:U:112:TYR:O	1:U:115:ASP:HB2	2.18	0.42
1:X:2:HIS:HA	1:X:3:PRO:HD3	1.89	0.42
1:A:134:MET:CE	1:A:156:PRO:HD3	2.50	0.42
1:G:188:ALA:HA	1:G:214:ILE:HG23	2.00	0.42
1:G:253:PHE:N	1:G:253:PHE:CD1	2.88	0.42
1:O:265:GLN:C	1:O:267:ILE:N	2.72	0.42
1:A:205:LEU:O	1:A:206:ASN:CB	2.65	0.42
1:L:264:ALA:HA	1:L:321:LEU:HD22	2.00	0.42
1:L:267:ILE:HD11	1:L:280:PRO:CA	2.49	0.42
1:W:131:PHE:C	1:W:131:PHE:HD1	2.23	0.42
1:W:222:VAL:CG2	1:W:226:LYS:HE3	2.49	0.42
1:S:53:ASN:HD21	2:S:1191:5PA:H5A1	1.83	0.42
1:F:62:LEU:HD22	1:F:94:LEU:HD12	2.00	0.42
1:H:181:LYS:O	1:H:302:LYS:CB	2.68	0.42
1:Q:41:LYS:HZ3	1:Q:177:GLN:NE2	2.16	0.42
1:I:108:LEU:HD12	1:I:108:LEU:HA	1.78	0.42
1:J:210:ARG:CZ	1:J:247:GLU:OE1	2.67	0.42
1:J:292:ASP:O	1:J:296:LYS:HG3	2.19	0.42
1:G:185:ILE:HG23	1:G:304:LEU:HD13	2.01	0.42
1:S:141:ALA:O	1:S:145:LYS:HG2	2.20	0.42
1:Q:259:ILE:HD12	1:Q:320:LYS:HG2	2.01	0.42
1:K:187:VAL:O	1:K:214:ILE:HG22	2.19	0.42
1:U:237:LEU:HA	1:U:237:LEU:HD23	1.90	0.42
1:K:180:VAL:HA	1:K:181:LYS:HZ1	1.83	0.42
1:D:296:LYS:CD	1:D:298:GLU:OE2	2.58	0.42
1:J:133:LEU:N	1:J:133:LEU:HD12	2.34	0.42

*Continued on next page...*

*Continued from previous page...*

Atom-1	Atom-2	Interatomic distance (Å)	Clash overlap (Å)
1:J:144:LEU:CD2	1:J:151:PRO:HB3	2.48	0.42
2:D:1041:5PA:O4P	2:D:1041:5PA:C4A	2.63	0.42
1:M:58:LEU:HA	1:M:58:LEU:HD13	1.69	0.42
1:C:116:LYS:O	1:C:119:GLY:N	2.47	0.42
1:K:12:PHE:CD2	1:K:165:LEU:HD11	2.54	0.42
1:I:315:PHE:CE2	1:J:114:LEU:HD11	2.54	0.42
1:B:184:SER:OG	1:B:299:LEU:HD22	2.19	0.42
1:J:22:THR:HG21	1:J:43:ASP:HA	2.01	0.42
1:H:114:LEU:O	1:H:118:MET:HB2	2.20	0.42
1:X:78:ALA:N	1:X:81:SER:HB2	2.35	0.42
1:W:108:LEU:HA	1:W:108:LEU:HD12	1.66	0.42
1:A:62:LEU:HD13	1:A:94:LEU:HD12	2.01	0.42
1:K:18:ILE:HD13	1:K:46:THR:HG22	2.01	0.42
1:X:3:PRO:O	1:X:6:PHE:HB3	2.19	0.42
1:U:48:LEU:HD23	1:U:89:LEU:HD23	2.01	0.42
1:X:58:LEU:HD12	1:X:58:LEU:HA	1.83	0.42
1:K:67:SER:O	1:K:69:GLY:N	2.52	0.42
1:U:9:LEU:O	1:U:10:ALA:C	2.57	0.42
1:A:279:ASP:HB2	1:A:280:PRO:HD2	2.00	0.42
1:R:277:ILE:HD12	1:R:311:ILE:HD11	2.00	0.42
1:G:125:TYR:HD2	1:G:136:TYR:CG	2.38	0.42
1:I:103:ARG:CD	1:I:133:LEU:HD22	2.50	0.42
1:C:136:TYR:O	1:C:140:ILE:HG13	2.19	0.42
1:O:58:LEU:HA	1:O:58:LEU:HD12	1.79	0.42
1:Q:214:ILE:HG21	1:Q:286:ALA:HA	2.00	0.42
1:L:280:PRO:CG	1:L:313:GLY:O	2.67	0.42
1:W:61:LEU:C	1:W:63:GLY:H	2.23	0.42
1:Q:187:VAL:HG21	1:Q:194:THR:HG22	2.01	0.42
1:G:15:VAL:HG11	1:G:94:LEU:CD1	2.49	0.42
1:N:128:LYS:C	1:N:130:SER:H	2.16	0.42
1:I:165:LEU:HA	1:I:168:VAL:CB	2.46	0.42
1:S:146:ARG:O	1:S:147:GLU:HG3	2.19	0.42
1:S:144:LEU:CD1	1:S:149:ARG:HD3	2.49	0.42
1:S:149:ARG:O	1:S:151:PRO:HD3	2.19	0.42
1:N:317:TYR:O	1:N:320:LYS:N	2.51	0.42
1:P:32:ARG:NH2	1:S:239:GLY:HA3	2.34	0.42
1:I:251:TYR:OH	1:I:293:LEU:HD12	2.19	0.42
1:I:290:LEU:HA	1:I:299:LEU:HD11	2.01	0.42
1:T:30:ILE:HG22	1:T:30:ILE:O	2.19	0.42
1:I:16:GLU:HA	1:I:59:GLU:OE2	2.18	0.42
1:X:15:VAL:O	1:X:17:LEU:HD22	2.20	0.42

*Continued on next page...*



*Continued from previous page...*

Atom-1	Atom-2	Interatomic distance (Å)	Clash overlap (Å)
1:Q:143:GLU:O	1:Q:146:ARG:HG2	2.19	0.42
1:O:78:ALA:N	1:O:81:SER:HB3	2.26	0.42
1:N:52:GLY:HA2	1:N:308:THR:O	2.20	0.42
1:V:60:TYR:HB3	1:V:162:ILE:CG1	2.49	0.42
1:J:11:LYS:HE3	1:J:12:PHE:CZ	2.55	0.42
1:B:143:GLU:OE1	1:B:146:ARG:NH1	2.53	0.42
1:J:20:TRP:N	1:J:20:TRP:CD1	2.83	0.42
1:W:28:PRO:HD2	1:W:274:GLU:OE2	2.19	0.42
1:V:14:ARG:HH22	1:V:169:ARG:HH21	1.67	0.42
1:K:210:ARG:HH22	1:K:299:LEU:HA	1.84	0.42
1:F:82:ASN:ND2	1:F:111:ASN:HD21	2.17	0.42
1:N:40:ILE:HD11	1:N:307:HIS:HB2	2.01	0.42
1:O:248:LEU:HB2	3:O:1153:HOH:O	2.18	0.42
1:F:247:GLU:HB3	1:F:249:TYR:CE1	2.54	0.42
1:B:56:ARG:HG2	1:B:56:ARG:NH1	2.35	0.42
1:H:238:LEU:O	1:H:239:GLY:O	2.37	0.42
1:J:181:LYS:HE2	1:J:302:LYS:HZ2	1.84	0.42
1:G:192:GLY:O	1:G:196:ALA:HB2	2.19	0.42
1:Q:80:HIS:O	1:Q:111:ASN:ND2	2.50	0.42
1:O:293:LEU:HB3	1:O:299:LEU:HG	2.01	0.42
1:V:139:GLU:O	1:V:142:GLU:N	2.51	0.42
1:K:94:LEU:O	1:K:96:LEU:HG	2.19	0.42
1:L:103:ARG:NH2	1:L:129:ASP:CA	2.80	0.42
1:J:219:PHE:CD2	1:J:220:GLY:N	2.86	0.42
1:W:143:GLU:C	1:W:146:ARG:HG2	2.39	0.42
2:S:1191:5PA:O3	2:S:1191:5PA:N	2.39	0.42
1:F:308:THR:O	2:F:1061:5PA:H2A2	2.19	0.42
1:U:185:ILE:HA	1:U:304:LEU:O	2.19	0.42
1:U:210:ARG:HH21	1:U:299:LEU:HA	1.84	0.42
1:O:220:GLY:O	1:O:224:THR:HG22	2.19	0.42
1:T:27:LEU:CA	1:T:274:GLU:OE2	2.68	0.42
1:T:68:LYS:O	1:T:69:GLY:C	2.58	0.42
1:W:79:VAL:O	1:W:112:TYR:HB2	2.19	0.42
1:I:266:ILE:O	1:I:268:ARG:N	2.53	0.42
1:N:317:TYR:O	1:N:319:ASP:N	2.52	0.42
1:P:157:GLY:HA2	2:P:1161:5PA:H92	2.01	0.42
1:L:203:SER:CB	1:L:243:GLU:HG2	2.49	0.42
1:K:83:HIS:CG	1:K:157:GLY:HA2	2.54	0.42
1:I:100:LEU:HD12	1:I:100:LEU:N	2.34	0.42
1:E:146:ARG:C	1:E:147:GLU:HG3	2.39	0.42
1:R:76:VAL:HG22	1:R:156:PRO:HG3	2.00	0.42

*Continued on next page...*

*Continued from previous page...*

Atom-1	Atom-2	Interatomic distance (Å)	Clash overlap (Å)
1:X:319:ASP:C	1:X:321:LEU:H	2.23	0.42
1:R:290:LEU:C	1:R:290:LEU:HD13	2.39	0.42
1:X:202:LEU:HD13	1:X:209:ILE:HG22	2.01	0.42
1:I:196:ALA:CB	1:I:230:LEU:HD22	2.49	0.42
1:G:227:LEU:HD21	1:G:246:PRO:HG2	2.01	0.42
1:I:49:GLY:O	1:J:277:ILE:HD12	2.20	0.42
1:O:20:TRP:CE3	1:P:23:PRO:HB2	2.55	0.42
1:Q:219:PHE:CZ	1:Q:248:LEU:HD23	2.55	0.42
1:Q:32:ARG:NH1	3:Q:1187:HOH:O	2.52	0.42
1:R:25:GLN:HE21	1:R:42:ARG:HD3	1.83	0.42
1:M:5:ILE:CD1	1:M:205:LEU:HD21	2.50	0.42
1:E:271:GLY:O	1:F:89:LEU:CD1	2.67	0.42
1:I:182:PHE:CZ	1:I:304:LEU:HG	2.55	0.42
1:R:29:ASN:O	1:R:32:ARG:HB2	2.19	0.42
1:J:279:ASP:HA	1:J:314:THR:OG1	2.20	0.42
1:R:91:ALA:HB3	1:R:98:ALA:HB2	2.01	0.42
1:O:179:GLU:N	1:O:179:GLU:OE1	2.51	0.42
1:U:31:SER:OG	1:U:38:VAL:HG12	2.20	0.42
1:G:125:TYR:CE2	1:G:136:TYR:CG	3.08	0.42
1:S:63:GLY:O	1:S:67:SER:HB3	2.20	0.42
1:O:164:THR:CG2	1:O:165:LEU:N	2.82	0.42
1:W:251:TYR:OH	1:W:292:ASP:OD1	2.31	0.42
1:P:116:LYS:O	1:P:119:GLY:N	2.47	0.42
1:G:320:LYS:O	1:G:324:LEU:CD1	2.68	0.42
1:R:180:VAL:CA	1:R:181:LYS:HE2	2.46	0.42
1:M:72:VAL:CG1	1:M:144:LEU:HD23	2.48	0.42
1:W:103:ARG:CZ	1:W:129:ASP:O	2.68	0.42
1:F:291:VAL:O	1:F:295:ARG:HB2	2.19	0.42
1:J:319:ASP:C	1:J:321:LEU:H	2.22	0.42
1:Q:321:LEU:O	1:Q:325:LEU:CD2	2.61	0.42
1:I:186:VAL:CA	1:I:212:VAL:O	2.56	0.42
1:B:318:GLY:O	1:B:322:LEU:HG	2.19	0.42
1:P:154:ILE:HA	1:P:155:PRO:HD3	1.88	0.42
1:M:103:ARG:HD2	1:M:128:LYS:HA	2.02	0.42
1:Q:233:GLU:OE1	1:T:323:SER:OG	2.27	0.42
1:T:319:ASP:C	1:T:321:LEU:N	2.73	0.42
1:S:162:ILE:HD12	1:S:163:GLY:H	1.75	0.42
1:E:138:GLU:O	1:E:142:GLU:N	2.52	0.42
1:N:1:MET:H2	1:N:176:THR:CB	2.30	0.42
1:I:251:TYR:OH	1:I:292:ASP:HB3	2.20	0.42
1:H:78:ALA:N	1:H:131:PHE:HE2	2.18	0.42

*Continued on next page...*

*Continued from previous page...*

Atom-1	Atom-2	Interatomic distance (Å)	Clash overlap (Å)
1:T:266:ILE:HG23	1:T:267:ILE:N	2.35	0.42
1:T:291:VAL:O	1:T:295:ARG:N	2.52	0.42
1:Q:66:LEU:O	1:Q:69:GLY:N	2.34	0.42
1:F:269:LYS:HG2	1:F:273:ARG:NH1	2.33	0.42
1:C:54:LYS:CE	2:C:1031:5PA:H91	2.49	0.42
1:K:58:LEU:HD11	1:K:87:THR:HA	2.02	0.42
1:J:226:LYS:O	1:J:227:LEU:C	2.58	0.42
1:R:165:LEU:HD22	1:R:238:LEU:HD11	2.02	0.42
1:J:75:THR:OG1	1:J:76:VAL:N	2.52	0.42
1:L:187:VAL:HG12	1:L:212:VAL:O	2.20	0.42
1:O:20:TRP:HZ3	1:P:25:GLN:HG2	1.83	0.42
1:M:56:ARG:HD2	1:M:167:TYR:CZ	2.54	0.42
1:E:43:ASP:O	1:E:46:THR:HG23	2.19	0.42
1:X:261:GLY:CA	1:X:324:LEU:HD23	2.50	0.42
1:R:62:LEU:HD13	1:R:94:LEU:CD1	2.49	0.42
1:G:312:SER:C	1:G:314:THR:H	2.22	0.42
1:L:130:SER:O	1:L:132:GLU:HG3	2.19	0.42
1:D:202:LEU:HA	1:D:202:LEU:HD23	1.90	0.42
1:R:6:PHE:O	1:R:10:ALA:HB2	2.19	0.42
1:O:136:TYR:HD1	1:O:139:GLU:OE2	2.02	0.42
1:V:128:LYS:CD	1:V:128:LYS:N	2.70	0.42
1:F:129:ASP:C	1:F:131:PHE:H	2.23	0.42
1:E:251:TYR:O	1:E:253:PHE:CD1	2.73	0.42
1:J:158:GLY:O	1:J:160:SER:N	2.45	0.42
1:F:180:VAL:HG13	1:F:181:LYS:NZ	2.35	0.42
1:T:233:GLU:O	1:T:237:LEU:HG	2.20	0.42
1:R:251:TYR:HD2	1:R:288:TYR:CD2	2.38	0.42
1:K:41:LYS:HZ3	1:K:177:GLN:NE2	2.13	0.42
1:I:20:TRP:CE3	1:J:23:PRO:HB2	2.55	0.42
1:O:26:TYR:HB2	1:O:39:TYR:CD2	2.55	0.42
1:L:202:LEU:HD22	1:L:209:ILE:HB	2.01	0.42
1:P:54:LYS:HG3	1:P:83:HIS:CB	2.46	0.42
1:G:25:GLN:HE21	1:G:42:ARG:CD	2.31	0.42
1:Q:293:LEU:N	1:Q:293:LEU:CD1	2.82	0.42
1:A:186:VAL:HG12	1:A:212:VAL:CG1	2.49	0.42
1:R:134:MET:HE2	1:R:155:PRO:HA	2.02	0.42
1:H:162:ILE:HD12	1:H:165:LEU:HD12	2.02	0.42
1:E:130:SER:C	1:E:132:GLU:H	2.23	0.42
1:H:215:ALA:HB2	1:H:248:LEU:CD1	2.46	0.42
1:U:58:LEU:O	1:U:62:LEU:HB2	2.20	0.42
1:X:55:ILE:N	1:X:55:ILE:HD12	2.32	0.42

*Continued on next page...*

*Continued from previous page...*

Atom-1	Atom-2	Interatomic distance (Å)	Clash overlap (Å)
1:G:1:MET:HE2	1:G:2:HIS:O	2.20	0.42
1:J:195:LEU:CD1	1:J:227:LEU:HD11	2.44	0.42
1:C:42:ARG:HH12	1:C:45:LEU:HD21	1.85	0.42
1:N:135:LYS:HG3	1:N:136:TYR:N	2.33	0.42
1:B:64:ASP:O	1:B:67:SER:N	2.52	0.42
1:L:1:MET:HE2	1:L:1:MET:C	2.39	0.42
1:C:162:ILE:HD12	1:C:163:GLY:N	2.35	0.42
1:F:1:MET:HE1	1:F:5:ILE:HG21	2.02	0.42
1:F:205:LEU:O	1:F:207:GLU:HG2	2.19	0.42
1:M:5:ILE:HG13	1:M:205:LEU:HD21	2.00	0.42
1:F:56:ARG:HG2	1:F:56:ARG:NH1	2.34	0.42
1:V:30:ILE:HG21	1:V:287:PHE:HZ	1.84	0.42
1:P:26:TYR:HB3	1:S:7:ALA:CB	2.49	0.42
1:H:31:SER:O	1:H:35:GLY:N	2.53	0.42
2:I:1091:5PA:O4P	2:I:1091:5PA:C4A	2.66	0.42
1:P:265:GLN:O	1:P:269:LYS:CG	2.64	0.42
1:O:162:ILE:C	1:O:164:THR:H	2.23	0.42
1:O:324:LEU:HD12	1:U:296:LYS:C	2.40	0.42
1:P:107:GLU:O	1:P:108:LEU:HD13	2.20	0.42
1:W:5:ILE:HD12	1:W:172:GLY:N	2.35	0.42
1:G:251:TYR:O	1:G:253:PHE:CE1	2.73	0.42
1:G:217:GLY:HA2	1:G:256:TYR:CA	2.50	0.42
1:V:134:MET:O	1:V:138:GLU:HG2	2.20	0.42
1:W:145:LYS:HD2	1:W:151:PRO:CG	2.49	0.42
1:U:222:VAL:O	1:U:226:LYS:CB	2.67	0.42
1:G:48:LEU:HD23	1:G:89:LEU:HD23	2.02	0.42
1:H:41:LYS:HE3	1:H:43:ASP:OD1	2.19	0.42
1:B:127:ALA:HB1	1:B:128:LYS:HZ3	1.85	0.42
1:P:210:ARG:HA	1:P:211:PRO:HD3	1.73	0.42
1:J:266:ILE:CG2	1:J:267:ILE:N	2.82	0.42
1:G:41:LYS:CD	1:G:174:ILE:HG12	2.46	0.42
1:P:222:VAL:CG1	1:P:223:MET:N	2.83	0.42
1:O:43:ASP:OD1	1:O:56:ARG:NH2	2.53	0.42
1:M:194:THR:O	1:M:198:LEU:HB2	2.20	0.42
1:R:143:GLU:O	1:R:146:ARG:HB2	2.20	0.42
1:K:138:GLU:CA	1:K:138:GLU:OE1	2.68	0.42
1:C:112:TYR:HE1	1:C:122:THR:HG21	1.85	0.42
1:V:265:GLN:HG3	1:V:269:LYS:HE2	2.02	0.42
1:E:288:TYR:C	1:E:288:TYR:CD2	2.92	0.42
1:X:268:ARG:O	1:X:272:THR:HG23	2.19	0.42
1:C:293:LEU:HB3	1:C:299:LEU:HG	2.01	0.42

*Continued on next page...*

*Continued from previous page...*

Atom-1	Atom-2	Interatomic distance (Å)	Clash overlap (Å)
1:O:78:ALA:O	1:O:79:VAL:C	2.57	0.42
1:U:218:ARG:HD2	1:U:218:ARG:H	1.85	0.42
1:R:9:LEU:CD2	1:R:238:LEU:HD21	2.49	0.42
1:B:134:MET:O	1:B:134:MET:HG3	2.20	0.42
1:K:108:LEU:HA	1:K:108:LEU:HD12	1.83	0.42
1:F:189:ALA:HB3	1:F:215:ALA:HA	2.01	0.42
1:P:307:HIS:CE1	1:P:309:GLY:HA2	2.54	0.42
1:F:71:ASP:OD1	1:F:150:LYS:N	2.51	0.42
1:S:279:ASP:OD2	1:S:281:VAL:HG13	2.20	0.42
1:N:198:LEU:HD23	1:N:198:LEU:HA	1.90	0.42
1:O:8:LEU:HD23	1:T:28:PRO:HB3	2.01	0.42
1:I:195:LEU:HD11	1:I:213:GLY:HA3	2.02	0.42
1:C:219:PHE:CZ	1:C:224:THR:HA	2.54	0.42
1:G:217:GLY:HA2	1:G:256:TYR:HA	2.01	0.42
1:G:258:LYS:HA	3:G:1077:HOH:O	2.19	0.42
1:A:171:VAL:CG2	1:A:201:GLY:HA3	2.50	0.42
1:K:66:LEU:HD21	1:K:96:LEU:HD21	2.00	0.42
1:M:142:GLU:O	1:M:146:ARG:CB	2.67	0.42
1:W:127:ALA:O	1:W:128:LYS:C	2.58	0.42
1:W:54:LYS:HG3	1:W:83:HIS:HB2	2.02	0.42
1:P:171:VAL:CG2	1:P:172:GLY:N	2.80	0.42
1:G:76:VAL:HG12	1:G:101:VAL:HB	2.02	0.42
1:K:9:LEU:HD23	1:K:238:LEU:CD2	2.47	0.42
1:J:184:SER:HA	1:J:210:ARG:O	2.20	0.42
1:G:174:ILE:HD13	1:G:304:LEU:HD11	2.01	0.42
1:N:134:MET:O	1:N:138:GLU:CG	2.66	0.42
1:K:320:LYS:HG3	1:K:320:LYS:O	2.20	0.42
1:V:39:TYR:CD1	1:V:182:PHE:HE2	2.38	0.42
1:E:142:GLU:C	1:E:144:LEU:H	2.23	0.42
1:R:218:ARG:O	1:R:219:PHE:HB2	2.19	0.42
1:P:230:LEU:HD23	1:P:230:LEU:HA	1.88	0.42
1:P:90:ALA:C	1:P:92:LYS:H	2.22	0.42
1:X:177:GLN:CG	1:X:178:SER:N	2.83	0.42
1:W:281:VAL:HG13	1:W:282:TYR:CE1	2.54	0.42
1:Q:89:LEU:HD11	1:Q:118:MET:HE3	2.00	0.42
1:X:15:VAL:HG11	1:X:94:LEU:HD21	2.02	0.42
1:E:218:ARG:NE	1:E:255:GLU:HB2	2.31	0.42
1:C:198:LEU:HD11	1:C:306:ILE:HD12	2.01	0.42
1:R:265:GLN:HG3	1:R:269:LYS:HZ2	1.84	0.42
1:G:181:LYS:H	1:G:181:LYS:HE2	1.85	0.42
1:C:1:MET:HE3	1:C:172:GLY:CA	2.49	0.42

*Continued on next page...*

*Continued from previous page...*

Atom-1	Atom-2	Interatomic distance (Å)	Clash overlap (Å)
1:C:27:LEU:CB	1:C:274:GLU:OE2	2.66	0.42
1:G:210:ARG:HA	1:G:211:PRO:HD3	1.87	0.42
1:I:229:ASN:HD21	1:I:233:GLU:HG3	1.83	0.42
1:W:27:LEU:O	1:W:31:SER:HB2	2.19	0.42
1:C:200:LEU:HD21	1:C:204:ILE:HD11	2.01	0.42
1:I:106:GLU:OE2	1:I:124:VAL:HB	2.20	0.42
1:F:56:ARG:NH1	3:F:1070:HOH:O	2.43	0.42
1:F:158:GLY:O	1:F:160:SER:N	2.47	0.42
1:G:310:GLY:C	1:G:312:SER:N	2.73	0.42
1:V:232:LYS:HE2	1:V:232:LYS:HB3	1.95	0.42
1:L:154:ILE:HA	1:L:155:PRO:HD3	1.93	0.42
1:C:100:LEU:HB3	1:C:102:LEU:HD21	2.01	0.42
1:D:181:LYS:HG2	1:D:302:LYS:HZ2	1.85	0.42
1:O:145:LYS:O	1:O:147:GLU:N	2.52	0.42
1:O:58:LEU:CD2	1:O:86:VAL:HG12	2.49	0.42
1:O:1:MET:HE1	1:O:5:ILE:HG21	2.00	0.42
1:M:135:LYS:HE3	1:M:136:TYR:CE1	2.54	0.42
1:W:58:LEU:HD12	1:W:58:LEU:HA	1.86	0.42
1:R:214:ILE:CG2	1:R:251:TYR:HB2	2.50	0.42
1:R:263:VAL:C	1:R:266:ILE:HG22	2.40	0.42
1:X:105:LYS:O	1:X:107:GLU:N	2.45	0.42
1:T:29:ASN:O	1:T:31:SER:N	2.52	0.42
1:I:273:ARG:HD3	3:I:1116:HOH:O	2.19	0.42
1:M:129:ASP:OD2	1:M:130:SER:N	2.44	0.42
1:D:103:ARG:NH1	1:D:129:ASP:CG	2.73	0.42
1:K:267:ILE:O	1:L:118:MET:HE1	2.20	0.42
1:S:168:VAL:HG21	1:S:200:LEU:HD13	2.02	0.42
1:R:217:GLY:O	1:R:218:ARG:O	2.38	0.42
1:K:268:ARG:NH2	1:K:325:LEU:CB	2.79	0.42
1:K:147:GLU:O	1:K:149:ARG:N	2.52	0.42
1:H:290:LEU:HD22	1:H:299:LEU:HD13	2.01	0.42
1:W:42:ARG:NH2	1:X:47:GLY:O	2.53	0.42
1:U:263:VAL:HA	1:U:266:ILE:HG22	2.02	0.42
1:U:53:ASN:HB3	1:U:308:THR:HG22	2.02	0.42
1:W:118:MET:HE1	1:X:271:GLY:HA3	2.00	0.42
1:X:264:ALA:HB1	1:X:325:LEU:HD21	2.02	0.42
1:R:186:VAL:HB	1:R:290:LEU:HD23	2.02	0.42
1:G:181:LYS:N	1:G:181:LYS:HE2	2.35	0.42
1:H:74:ILE:CG2	1:H:75:THR:N	2.82	0.42
1:V:162:ILE:CG2	1:V:163:GLY:N	2.82	0.42
1:O:292:ASP:O	1:O:296:LYS:HG3	2.20	0.42

*Continued on next page...*

*Continued from previous page...*

Atom-1	Atom-2	Interatomic distance (Å)	Clash overlap (Å)
1:C:58:LEU:HD13	1:C:61:LEU:HD12	2.01	0.42
1:B:162:ILE:HD12	1:B:165:LEU:CD1	2.50	0.42
1:X:65:ALA:HA	1:X:152:TYR:CD1	2.55	0.42
1:M:25:GLN:NE2	1:M:42:ARG:HG3	2.35	0.42
1:R:5:ILE:HD11	1:R:205:LEU:CD2	2.49	0.42
1:J:40:ILE:CD1	1:J:305:PHE:HD2	2.33	0.42
1:C:15:VAL:HG23	1:C:63:GLY:HA2	2.02	0.42
1:T:112:TYR:OH	1:T:122:THR:HG21	2.20	0.42
1:Q:56:ARG:NH1	1:Q:56:ARG:HG2	2.34	0.42
1:J:315:PHE:C	1:J:317:TYR:N	2.72	0.42
1:A:64:ASP:OD1	1:A:152:TYR:OH	2.37	0.42
1:G:208:ASP:N	1:G:208:ASP:OD1	2.52	0.42
1:F:314:THR:HG22	1:F:314:THR:O	2.20	0.42
1:H:307:HIS:CE1	1:H:309:GLY:HA2	2.55	0.42
1:T:224:THR:HG22	1:T:225:SER:N	2.34	0.42
1:M:48:LEU:HB3	1:M:55:ILE:CD1	2.49	0.42
1:C:227:LEU:HD12	1:C:231:ILE:HD12	2.02	0.41
1:O:85:PHE:CE2	1:O:114:LEU:HD13	2.55	0.41
1:O:145:LYS:CB	1:O:151:PRO:HD2	2.49	0.41
1:W:186:VAL:CG1	1:W:212:VAL:HB	2.49	0.41
1:J:54:LYS:HG3	1:J:83:HIS:CA	2.48	0.41
1:K:15:VAL:HG12	1:K:17:LEU:HD13	2.02	0.41
1:U:279:ASP:OD2	1:U:281:VAL:HG13	2.20	0.41
1:W:139:GLU:CG	1:W:140:ILE:H	2.31	0.41
1:G:103:ARG:NE	1:G:130:SER:O	2.52	0.41
1:R:214:ILE:HD13	1:R:214:ILE:N	2.34	0.41
1:H:21:GLU:C	3:H:1095:HOH:O	2.58	0.41
1:K:235:ALA:O	1:K:240:VAL:O	2.38	0.41
1:B:127:ALA:HB3	1:B:133:LEU:CD1	2.50	0.41
1:J:268:ARG:HD2	1:J:325:LEU:HD12	2.02	0.41
1:R:253:PHE:HD2	1:R:260:THR:HG21	1.80	0.41
1:G:41:LYS:CE	1:G:177:GLN:HE22	2.33	0.41
1:D:174:ILE:O	1:D:175:ALA:C	2.58	0.41
1:K:54:LYS:HZ1	2:K:1111:5PA:H91	1.85	0.41
1:I:111:ASN:OD1	1:I:312:SER:CB	2.68	0.41
1:W:183:ASP:OD2	1:W:302:LYS:HB2	2.20	0.41
1:I:29:ASN:N	1:I:274:GLU:OE2	2.53	0.41
1:K:264:ALA:HA	1:K:321:LEU:HD22	2.02	0.41
1:T:243:GLU:N	1:T:243:GLU:OE2	2.53	0.41
1:K:152:TYR:CD2	1:K:152:TYR:O	2.72	0.41
1:M:226:LYS:O	1:M:230:LEU:N	2.52	0.41

*Continued on next page...*

*Continued from previous page...*

Atom-1	Atom-2	Interatomic distance (Å)	Clash overlap (Å)
1:M:54:LYS:HE3	2:M:1131:5PA:C9	2.46	0.41
1:G:249:TYR:CE2	1:G:293:LEU:HD21	2.55	0.41
1:J:34:ILE:CG1	1:J:291:VAL:HG13	2.50	0.41
1:V:5:ILE:HD13	1:V:204:ILE:HG21	2.02	0.41
1:E:34:ILE:HG21	1:E:291:VAL:CG1	2.46	0.41
1:L:293:LEU:HB3	1:L:299:LEU:HG	2.02	0.41
1:K:288:TYR:CD2	1:K:288:TYR:C	2.92	0.41
1:X:34:ILE:O	1:X:34:ILE:CG2	2.67	0.41
1:B:45:LEU:C	1:B:47:GLY:N	2.73	0.41
1:I:1:MET:HE3	1:I:2:HIS:H	1.86	0.41
1:M:116:LYS:HZ3	1:M:122:THR:CG2	2.33	0.41
1:C:135:LYS:HA	1:C:138:GLU:CG	2.50	0.41
1:E:319:ASP:O	1:E:322:LEU:HB2	2.19	0.41
1:L:265:GLN:O	1:L:269:LYS:N	2.50	0.41
1:M:5:ILE:HG22	1:M:9:LEU:CD1	2.50	0.41
1:L:64:ASP:O	1:L:67:SER:HB2	2.20	0.41
1:W:315:PHE:CZ	1:X:114:LEU:HD11	2.55	0.41
1:X:255:GLU:HG3	1:X:258:LYS:HB2	2.02	0.41
1:N:98:ALA:C	1:N:99:ILE:HG13	2.40	0.41
1:W:237:LEU:C	1:W:239:GLY:H	2.24	0.41
1:G:147:GLU:C	1:G:149:ARG:H	2.24	0.41
1:G:56:ARG:CG	1:G:56:ARG:NH1	2.82	0.41
1:G:259:ILE:HD12	1:G:320:LYS:HG2	2.01	0.41
1:L:112:TYR:O	1:L:115:ASP:HB2	2.20	0.41
1:W:131:PHE:C	1:W:131:PHE:CD1	2.93	0.41
1:W:15:VAL:HG23	1:W:63:GLY:HA2	2.01	0.41
1:S:187:VAL:HG21	1:S:194:THR:HG22	1.99	0.41
1:P:1:MET:HE2	1:P:172:GLY:HA3	1.98	0.41
1:T:165:LEU:O	1:T:168:VAL:HB	2.20	0.41
1:B:128:LYS:O	1:B:130:SER:N	2.54	0.41
1:M:181:LYS:CE	1:M:302:LYS:HZ3	2.18	0.41
1:N:317:TYR:O	1:N:318:GLY:C	2.58	0.41
1:B:25:GLN:HE21	1:B:42:ARG:CD	2.34	0.41
1:Q:320:LYS:HD2	1:Q:320:LYS:HA	1.86	0.41
1:Q:31:SER:HG	1:Q:38:VAL:H	1.62	0.41
1:X:201:GLY:O	1:X:204:ILE:HB	2.20	0.41
1:T:180:VAL:HG22	1:T:181:LYS:HZ1	1.85	0.41
1:V:261:GLY:O	1:V:265:GLN:HB2	2.21	0.41
1:K:232:LYS:HZ3	1:U:319:ASP:CG	2.21	0.41
1:C:41:LYS:HB2	1:C:304:LEU:HD21	2.01	0.41
1:O:102:LEU:O	1:O:124:VAL:HA	2.19	0.41

*Continued on next page...*



*Continued from previous page...*

Atom-1	Atom-2	Interatomic distance (Å)	Clash overlap (Å)
1:C:72:VAL:HG13	1:C:72:VAL:O	2.20	0.41
1:C:320:LYS:HZ2	1:C:324:LEU:HD11	1.80	0.41
1:P:203:SER:OG	1:P:243:GLU:CG	2.64	0.41
1:J:82:ASN:ND2	1:J:111:ASN:ND2	2.68	0.41
1:R:9:LEU:HD23	1:R:238:LEU:CD2	2.47	0.41
1:J:9:LEU:HD11	1:J:168:VAL:HB	2.02	0.41
1:I:53:ASN:CB	1:I:167:TYR:OH	2.69	0.41
1:A:196:ALA:HB2	1:A:230:LEU:HD13	2.01	0.41
1:P:19:PRO:HG2	1:P:20:TRP:H	1.85	0.41
1:I:322:LEU:HD21	1:J:116:LYS:HB2	2.01	0.41
1:V:14:ARG:NH2	1:V:169:ARG:CZ	2.83	0.41
1:F:69:GLY:O	1:F:150:LYS:HD2	2.20	0.41
1:X:66:LEU:O	1:X:67:SER:C	2.57	0.41
1:A:82:ASN:HD22	1:A:111:ASN:HD21	1.66	0.41
1:J:313:GLY:C	1:J:315:PHE:N	2.74	0.41
1:F:154:ILE:HA	1:F:155:PRO:HD3	1.91	0.41
1:I:157:GLY:O	1:I:158:GLY:C	2.59	0.41
1:C:102:LEU:O	1:C:133:LEU:HD11	2.20	0.41
1:O:142:GLU:OE1	1:O:145:LYS:CD	2.68	0.41
1:O:159:ALA:O	1:O:160:SER:C	2.57	0.41
1:O:165:LEU:HA	1:O:168:VAL:HG23	2.01	0.41
1:H:218:ARG:O	1:H:223:MET:SD	2.78	0.41
1:N:222:VAL:CG1	1:N:223:MET:H	2.31	0.41
1:O:30:ILE:HB	1:O:38:VAL:HG11	2.01	0.41
1:B:200:LEU:HD22	1:B:204:ILE:HD11	2.02	0.41
1:W:131:PHE:O	1:W:133:LEU:N	2.53	0.41
1:W:53:ASN:ND2	1:W:194:THR:OG1	2.53	0.41
1:F:157:GLY:CA	2:F:1061:5PA:C9	2.91	0.41
1:P:109:LYS:HA	1:P:113:LEU:HG	2.03	0.41
1:G:17:LEU:N	1:G:17:LEU:HD22	2.35	0.41
1:Q:8:LEU:O	1:Q:238:LEU:HD22	2.20	0.41
1:I:40:ILE:HD11	1:I:307:HIS:HB2	2.01	0.41
1:A:140:ILE:O	1:A:143:GLU:HG2	2.19	0.41
1:K:188:ALA:HA	1:K:286:ALA:HB1	2.02	0.41
1:B:222:VAL:CG1	1:B:223:MET:N	2.82	0.41
1:P:258:LYS:O	1:P:260:THR:HG23	2.20	0.41
1:S:181:LYS:HD3	1:S:181:LYS:N	2.35	0.41
1:X:165:LEU:HA	1:X:168:VAL:HG23	2.02	0.41
1:N:195:LEU:HD11	1:N:246:PRO:CG	2.49	0.41
1:M:221:GLU:HG3	1:M:222:VAL:N	2.35	0.41
1:T:207:GLU:HB3	1:T:209:ILE:HG13	2.02	0.41

*Continued on next page...*

*Continued from previous page...*

Atom-1	Atom-2	Interatomic distance (Å)	Clash overlap (Å)
1:D:320:LYS:O	1:D:324:LEU:HD22	2.20	0.41
1:X:18:ILE:CG1	1:X:55:ILE:HG22	2.51	0.41
1:E:224:THR:OG1	1:E:224:THR:O	2.37	0.41
1:O:104:GLY:O	1:O:105:LYS:C	2.58	0.41
1:M:212:VAL:HG13	1:M:249:TYR:CE1	2.56	0.41
1:P:135:LYS:HG3	1:P:136:TYR:N	2.35	0.41
1:G:181:LYS:CE	1:G:302:LYS:HD2	2.47	0.41
1:K:86:VAL:HG12	1:K:87:THR:N	2.35	0.41
1:U:1:MET:HE2	1:U:5:ILE:CG2	2.50	0.41
1:B:2:HIS:CG	1:B:3:PRO:HD2	2.55	0.41
1:L:186:VAL:HB	1:L:290:LEU:HD23	2.02	0.41
1:Q:202:LEU:CD2	1:Q:209:ILE:HD12	2.51	0.41
1:I:8:LEU:HD21	1:L:28:PRO:HB3	2.02	0.41
1:I:79:VAL:HG13	1:I:112:TYR:CD1	2.55	0.41
1:B:99:ILE:CG2	1:B:123:ARG:HD2	2.50	0.41
1:M:84:ALA:HB1	1:M:100:LEU:HD23	2.02	0.41
1:K:290:LEU:C	1:K:290:LEU:HD12	2.40	0.41
1:W:21:GLU:HA	1:W:173:GLU:OE1	2.20	0.41
1:T:154:ILE:HA	1:T:155:PRO:HD3	1.83	0.41
1:I:92:LYS:NZ	3:I:1107:HOH:O	2.26	0.41
1:I:187:VAL:HG12	1:I:195:LEU:HG	2.02	0.41
1:C:243:GLU:C	1:C:244:VAL:CG2	2.89	0.41
1:O:54:LYS:HG3	1:O:83:HIS:HA	2.01	0.41
1:W:229:ASN:HA	1:W:232:LYS:CD	2.50	0.41
1:V:218:ARG:NH1	1:V:218:ARG:HB2	2.03	0.41
1:O:195:LEU:O	1:O:199:SER:OG	2.33	0.41
1:O:210:ARG:HA	1:O:211:PRO:HD3	1.86	0.41
1:F:127:ALA:HB1	1:F:128:LYS:HZ1	1.85	0.41
1:F:103:ARG:HH21	1:F:131:PHE:HA	1.85	0.41
1:D:219:PHE:CE2	1:D:248:LEU:CD2	3.00	0.41
1:G:15:VAL:O	1:G:16:GLU:C	2.57	0.41
1:H:167:TYR:HA	1:H:170:ALA:HB3	2.01	0.41
1:H:41:LYS:HZ1	1:H:177:GLN:NE2	2.11	0.41
1:H:43:ASP:OD2	1:H:56:ARG:NE	2.48	0.41
1:H:185:ILE:HA	1:H:304:LEU:O	2.20	0.41
1:I:264:ALA:HB1	1:I:325:LEU:CD2	2.38	0.41
1:I:259:ILE:O	1:I:324:LEU:HD21	2.20	0.41
1:M:79:VAL:HG23	1:M:103:ARG:O	2.19	0.41
1:Q:233:GLU:C	1:Q:236:GLU:H	2.22	0.41
1:Q:298:GLU:O	1:Q:299:LEU:CG	2.57	0.41
1:D:127:ALA:HB2	1:D:136:TYR:HE2	1.84	0.41

*Continued on next page...*

*Continued from previous page...*

Atom-1	Atom-2	Interatomic distance (Å)	Clash overlap (Å)
1:K:282:TYR:HB2	2:K:1111:5PA:H2A3	2.02	0.41
1:L:58:LEU:HD12	1:L:58:LEU:HA	1.82	0.41
1:B:214:ILE:O	1:B:215:ALA:C	2.58	0.41
1:W:106:GLU:CG	1:W:124:VAL:HG11	2.47	0.41
1:S:58:LEU:O	1:S:62:LEU:N	2.53	0.41
1:G:274:GLU:O	1:G:275:GLY:C	2.58	0.41
1:E:103:ARG:HB3	1:E:133:LEU:CD1	2.50	0.41
1:J:133:LEU:CD1	1:J:133:LEU:H	2.32	0.41
1:K:102:LEU:HD12	1:K:124:VAL:HG22	2.02	0.41
1:K:162:ILE:C	1:K:162:ILE:HD12	2.39	0.41
1:B:34:ILE:HG21	1:B:294:ALA:CB	2.49	0.41
1:D:264:ALA:HA	1:D:321:LEU:HD22	2.01	0.41
1:X:319:ASP:O	1:X:322:LEU:HB2	2.20	0.41
1:X:22:THR:HA	1:X:23:PRO:HD2	1.90	0.41
1:E:30:ILE:HG21	1:E:287:PHE:HZ	1.85	0.41
1:N:247:GLU:HB3	1:N:249:TYR:CE1	2.45	0.41
1:P:247:GLU:CB	1:P:249:TYR:HE1	2.27	0.41
1:Q:210:ARG:HH11	1:Q:210:ARG:CB	2.33	0.41
1:D:245:ARG:HB2	1:D:246:PRO:HD2	2.02	0.41
1:U:244:VAL:CG1	1:U:245:ARG:N	2.83	0.41
1:Q:242:VAL:HG22	1:Q:243:GLU:N	2.36	0.41
1:F:174:ILE:O	1:F:178:SER:CB	2.68	0.41
1:C:266:ILE:O	1:C:270:VAL:HG23	2.20	0.41
1:O:75:THR:OG1	1:O:154:ILE:O	2.28	0.41
1:X:195:LEU:HD13	1:X:195:LEU:C	2.41	0.41
1:C:11:LYS:CG	1:C:11:LYS:O	2.68	0.41
1:N:165:LEU:CD2	1:N:238:LEU:HD21	2.50	0.41
1:N:165:LEU:HD21	1:N:238:LEU:HD21	2.03	0.41
1:H:178:SER:OG	1:H:179:GLU:N	2.54	0.41
1:C:225:SER:O	1:C:228:ASP:N	2.54	0.41
1:F:220:GLY:O	1:F:224:THR:HG22	2.20	0.41
1:G:283:THR:O	1:G:286:ALA:N	2.53	0.41
1:P:287:PHE:HA	1:P:290:LEU:CB	2.51	0.41
1:V:138:GLU:O	1:V:142:GLU:N	2.52	0.41
1:R:53:ASN:N	1:R:53:ASN:OD1	2.44	0.41
1:D:219:PHE:O	1:D:222:VAL:HG13	2.20	0.41
1:W:162:ILE:C	1:W:164:THR:H	2.23	0.41
1:W:53:ASN:OD1	1:W:308:THR:HB	2.20	0.41
1:W:54:LYS:HZ2	1:W:157:GLY:C	2.24	0.41
1:W:87:THR:HG21	1:W:154:ILE:HD12	2.01	0.41
1:S:188:ALA:HA	1:S:214:ILE:HG23	2.02	0.41

*Continued on next page...*

*Continued from previous page...*

Atom-1	Atom-2	Interatomic distance (Å)	Clash overlap (Å)
1:G:75:THR:HG23	1:G:76:VAL:N	2.35	0.41
1:H:316:HIS:ND1	1:H:317:TYR:CE1	2.89	0.41
1:Q:168:VAL:HG13	1:Q:204:ILE:HD12	2.02	0.41
1:M:181:LYS:HE2	1:M:181:LYS:H	1.86	0.41
1:L:207:GLU:C	1:L:209:ILE:H	2.23	0.41
1:L:185:ILE:CG2	1:L:306:ILE:HD11	2.50	0.41
1:Q:316:HIS:HB3	1:Q:317:TYR:CD1	2.55	0.41
1:U:20:TRP:CD1	1:V:20:TRP:CZ3	3.07	0.41
1:K:181:LYS:CE	1:K:302:LYS:HZ2	2.33	0.41
1:S:154:ILE:HA	1:S:155:PRO:HD3	1.85	0.41
1:Q:60:TYR:C	1:Q:162:ILE:HD13	2.41	0.41
1:G:287:PHE:O	1:G:291:VAL:HG23	2.21	0.41
1:K:134:MET:O	1:K:135:LYS:C	2.59	0.41
1:N:160:SER:OG	1:N:162:ILE:HG22	2.20	0.41
1:X:27:LEU:HA	1:X:274:GLU:OE2	2.20	0.41
1:E:224:THR:HG21	3:E:1086:HOH:O	2.19	0.41
1:C:210:ARG:NH1	1:C:247:GLU:OE1	2.53	0.41
1:G:40:ILE:HG13	1:G:305:PHE:HD2	1.85	0.41
1:P:76:VAL:HG11	1:P:134:MET:SD	2.60	0.41
1:Q:274:GLU:C	1:Q:276:ILE:H	2.24	0.41
1:E:77:GLY:C	1:E:78:ALA:O	2.56	0.41
1:H:229:ASN:HD21	1:H:233:GLU:CG	2.32	0.41
1:Q:269:LYS:C	1:Q:271:GLY:H	2.23	0.41
1:I:242:VAL:O	1:I:243:GLU:O	2.38	0.41
1:H:74:ILE:CG2	1:H:75:THR:H	2.32	0.41
1:T:103:ARG:HG2	1:T:103:ARG:HH11	1.85	0.41
1:V:196:ALA:HA	1:V:231:ILE:HG21	2.03	0.41
1:K:184:SER:HA	1:K:210:ARG:O	2.20	0.41
1:Q:243:GLU:C	1:Q:244:VAL:HG23	2.40	0.41
1:U:30:ILE:O	1:U:34:ILE:HG23	2.20	0.41
1:K:167:TYR:CG	1:K:194:THR:HG23	2.55	0.41
1:G:12:PHE:CZ	1:G:237:LEU:O	2.74	0.41
1:P:265:GLN:HG3	1:P:269:LYS:CE	2.25	0.41
1:P:225:SER:HB3	1:P:226:LYS:H	1.73	0.41
1:P:72:VAL:HG23	1:P:97:ASP:CB	2.34	0.41
1:O:40:ILE:HD13	1:O:276:ILE:HD13	2.01	0.41
1:A:185:ILE:HG23	1:A:304:LEU:HD13	2.01	0.41
1:W:71:ASP:OD1	1:W:149:ARG:NH2	2.54	0.41
1:S:53:ASN:CB	1:S:167:TYR:OH	2.69	0.41
1:R:216:VAL:HG11	1:R:282:TYR:HA	2.03	0.41
1:K:9:LEU:O	1:K:11:LYS:N	2.53	0.41

*Continued on next page...*

*Continued from previous page...*

Atom-1	Atom-2	Interatomic distance (Å)	Clash overlap (Å)
1:R:112:TYR:C	1:R:114:LEU:N	2.74	0.41
1:G:37:ASP:HB2	1:G:301:GLU:O	2.21	0.41
1:T:144:LEU:CD2	1:T:149:ARG:NH1	2.71	0.41
1:A:222:VAL:HG13	1:A:223:MET:N	2.36	0.41
1:N:132:GLU:C	1:N:134:MET:N	2.67	0.41
1:O:174:ILE:HD13	1:O:304:LEU:CD1	2.38	0.41
1:W:181:LYS:N	1:W:181:LYS:CD	2.68	0.41
1:H:299:LEU:HB3	1:H:303:ILE:CG1	2.50	0.41
1:N:274:GLU:CA	1:N:274:GLU:OE1	2.61	0.41
1:H:74:ILE:O	1:H:75:THR:HB	2.20	0.41
1:J:9:LEU:HD22	1:J:165:LEU:HD13	2.02	0.41
1:D:269:LYS:HD3	1:D:273:ARG:NH2	2.33	0.41
1:S:78:ALA:C	1:S:80:HIS:H	2.23	0.41
1:Q:195:LEU:CD1	1:Q:248:LEU:HD13	2.50	0.41
1:A:114:LEU:HD21	1:B:315:PHE:CZ	2.55	0.41
1:H:15:VAL:HG11	1:H:94:LEU:HD22	2.03	0.41
1:R:17:LEU:CD2	1:R:59:GLU:HG2	2.51	0.41
1:L:262:GLU:HA	3:L:1131:HOH:O	2.20	0.41
1:X:279:ASP:OD2	1:X:282:TYR:HD1	2.04	0.41
1:K:179:GLU:HG2	1:K:179:GLU:O	2.21	0.41
1:F:93:LYS:NZ	3:F:1080:HOH:O	2.53	0.41
1:X:1:MET:H2	1:X:176:THR:CB	2.34	0.41
1:O:74:ILE:O	1:O:153:VAL:HA	2.21	0.41
1:D:82:ASN:ND2	1:D:310:GLY:HA2	2.35	0.41
1:U:169:ARG:NH2	3:U:1235:HOH:O	2.53	0.41
1:S:48:LEU:HA	1:T:275:GLY:O	2.21	0.41
1:I:134:MET:SD	1:I:156:PRO:HD3	2.60	0.41
1:C:219:PHE:CE2	1:C:224:THR:CA	3.03	0.41
1:O:165:LEU:O	1:O:166:GLY:C	2.58	0.41
1:W:214:ILE:HD11	1:W:251:TYR:CB	2.51	0.41
1:G:252:SER:O	1:G:253:PHE:CB	2.67	0.41
1:P:278:LEU:HB3	1:P:283:THR:OG1	2.21	0.41
1:W:53:ASN:HD22	1:W:57:LYS:NZ	2.18	0.41
1:F:66:LEU:HA	1:F:66:LEU:HD23	1.83	0.41
1:G:129:ASP:CG	1:G:130:SER:N	2.74	0.41
1:T:160:SER:O	1:T:163:GLY:N	2.53	0.41
1:B:74:ILE:HD13	1:B:140:ILE:HG22	2.03	0.41
1:J:249:TYR:CE2	1:J:293:LEU:HD11	2.55	0.41
1:D:171:VAL:CG2	1:D:172:GLY:N	2.84	0.41
1:B:261:GLY:N	1:B:324:LEU:HD23	2.35	0.41
1:P:53:ASN:N	3:P:1162:HOH:O	2.53	0.41

*Continued on next page...*

*Continued from previous page...*

Atom-1	Atom-2	Interatomic distance (Å)	Clash overlap (Å)
1:Q:232:LYS:HZ1	1:T:319:ASP:CG	2.23	0.41
1:V:210:ARG:HA	1:V:211:PRO:HD3	1.97	0.41
1:V:210:ARG:HH22	1:V:299:LEU:HA	1.85	0.41
1:E:146:ARG:O	1:E:146:ARG:CG	2.68	0.41
1:Q:116:LYS:HZ1	1:Q:122:THR:CG2	2.33	0.41
1:K:146:ARG:O	1:K:146:ARG:HG3	2.21	0.41
1:X:280:PRO:HB3	1:X:321:LEU:HD11	2.02	0.41
1:P:133:LEU:N	1:P:133:LEU:HD13	2.34	0.41
1:R:233:GLU:O	1:R:236:GLU:HB2	2.21	0.41
1:G:1:MET:HE1	1:G:5:ILE:CG2	2.51	0.41
1:O:103:ARG:NH1	1:O:128:LYS:HZ2	2.16	0.41
1:S:78:ALA:O	1:S:80:HIS:N	2.54	0.41
1:N:25:GLN:HE21	1:N:42:ARG:CD	2.33	0.41
1:K:298:GLU:O	1:K:299:LEU:HD23	2.21	0.41
1:R:15:VAL:HG23	1:R:63:GLY:CA	2.50	0.41
1:T:56:ARG:HD2	1:T:167:TYR:CE1	2.56	0.41
1:A:269:LYS:HG2	1:A:273:ARG:CZ	2.51	0.41
1:K:38:VAL:CG2	1:K:290:LEU:HD21	2.50	0.41
1:F:64:ASP:OD1	1:F:64:ASP:C	2.59	0.41
1:V:70:ALA:CB	1:V:152:TYR:HB2	2.51	0.41
1:I:228:ASP:OD2	1:I:245:ARG:NH1	2.54	0.41
1:I:128:LYS:O	1:I:129:ASP:CB	2.69	0.41
1:I:80:HIS:NE2	1:I:256:TYR:OH	2.47	0.41
1:O:157:GLY:O	1:O:159:ALA:N	2.54	0.41
1:W:289:GLY:O	1:W:290:LEU:C	2.59	0.41
1:F:225:SER:O	1:F:228:ASP:HB2	2.21	0.41
1:Q:214:ILE:HD13	1:Q:286:ALA:O	2.21	0.41
1:E:187:VAL:HG22	1:E:188:ALA:N	2.36	0.41
1:M:72:VAL:CA	1:M:97:ASP:O	2.65	0.41
1:L:103:ARG:NH1	1:L:129:ASP:CA	2.83	0.41
1:A:20:TRP:NE1	1:B:20:TRP:CZ3	2.89	0.41
1:J:26:TYR:CD2	1:K:4:LYS:HA	2.56	0.41
1:B:103:ARG:HD2	1:B:127:ALA:O	2.21	0.41
1:J:263:VAL:O	1:J:263:VAL:HG12	2.21	0.41
1:P:106:GLU:HG3	1:P:124:VAL:CG1	2.34	0.41
1:V:53:ASN:HA	1:V:167:TYR:OH	2.21	0.41
1:W:253:PHE:CD2	1:W:260:THR:CG2	3.03	0.41
1:K:195:LEU:CD1	1:K:248:LEU:CD1	2.99	0.41
1:K:195:LEU:HD11	1:K:248:LEU:CD1	2.50	0.41
1:K:248:LEU:HD12	1:K:248:LEU:HA	1.80	0.41
1:O:41:LYS:HE2	1:O:174:ILE:CG1	2.51	0.41

*Continued on next page...*

*Continued from previous page...*

Atom-1	Atom-2	Interatomic distance (Å)	Clash overlap (Å)
1:U:72:VAL:CG1	1:U:72:VAL:O	2.69	0.41
1:T:128:LYS:N	1:T:128:LYS:CD	2.77	0.41
1:L:224:THR:HG22	1:L:225:SER:H	1.86	0.41
1:L:195:LEU:HD11	1:L:246:PRO:CG	2.51	0.41
1:P:321:LEU:O	1:P:325:LEU:CD2	2.68	0.41
1:R:133:LEU:CD1	1:R:133:LEU:N	2.83	0.41
1:E:132:GLU:C	3:E:1067:HOH:O	2.58	0.41
1:U:252:SER:C	1:U:253:PHE:HD1	2.24	0.41
1:P:128:LYS:O	1:P:130:SER:N	2.47	0.41
1:L:234:ALA:C	1:L:236:GLU:H	2.23	0.41
1:R:12:PHE:CZ	1:R:238:LEU:HD23	2.55	0.41
1:P:5:ILE:HG22	1:P:9:LEU:CD1	2.46	0.41
1:G:199:SER:OG	1:G:246:PRO:HB3	2.20	0.41
1:I:279:ASP:O	1:I:284:GLY:N	2.54	0.41
1:L:36:ALA:HB1	1:L:301:GLU:O	2.21	0.41
1:E:53:ASN:OD1	1:E:53:ASN:N	2.46	0.41
1:N:279:ASP:OD1	1:N:283:THR:OG1	2.31	0.41
1:D:186:VAL:HG21	1:D:290:LEU:HD23	2.02	0.41
1:D:195:LEU:O	1:D:199:SER:OG	2.32	0.41
1:A:48:LEU:HB3	1:A:55:ILE:HG13	2.03	0.41
1:T:109:LYS:HE2	1:T:109:LYS:HB3	1.79	0.41
1:N:164:THR:HG23	1:N:197:GLY:N	2.35	0.41
1:R:66:LEU:CD2	1:R:96:LEU:HD21	2.50	0.41
1:X:262:GLU:H	1:X:262:GLU:CD	2.24	0.41
1:X:54:LYS:HA	1:X:54:LYS:HD3	1.92	0.41
1:M:93:LYS:HG3	1:N:273:ARG:O	2.20	0.41
1:G:294:ALA:O	1:G:297:GLY:N	2.53	0.41
1:C:244:VAL:O	1:C:245:ARG:O	2.38	0.41
1:I:134:MET:HG3	1:I:134:MET:O	2.19	0.41
1:G:12:PHE:HZ	1:G:237:LEU:O	2.04	0.41
1:O:204:ILE:HG12	1:O:240:VAL:HG21	2.03	0.41
1:W:225:SER:O	1:W:229:ASN:N	2.52	0.41
1:M:134:MET:HE2	1:M:156:PRO:HD3	1.95	0.41
1:A:41:LYS:HB2	1:A:304:LEU:HD21	2.02	0.41
1:J:83:HIS:O	1:J:87:THR:OG1	2.33	0.41
1:V:145:LYS:O	1:V:148:GLY:N	2.51	0.41
1:E:188:ALA:CB	1:E:286:ALA:HB2	2.49	0.41
1:U:216:VAL:CB	1:U:285:LYS:HD2	2.29	0.41
1:B:200:LEU:HD22	1:B:204:ILE:CD1	2.51	0.41
1:L:266:ILE:HG23	1:L:267:ILE:N	2.36	0.41
1:W:137:ALA:HA	1:W:140:ILE:HD12	2.02	0.41

*Continued on next page...*

*Continued from previous page...*

Atom-1	Atom-2	Interatomic distance (Å)	Clash overlap (Å)
1:W:143:GLU:OE2	1:W:144:LEU:HD13	2.21	0.41
1:W:71:ASP:O	1:W:97:ASP:HB2	2.20	0.41
1:Q:191:SER:N	2:Q:1171:5PA:O1P	2.48	0.41
1:T:162:ILE:CG2	1:T:163:GLY:N	2.83	0.41
1:P:117:ILE:HG13	1:P:117:ILE:H	1.72	0.41
1:O:280:PRO:C	1:O:281:VAL:HG12	2.41	0.41
1:J:228:ASP:OD1	1:J:245:ARG:HD3	2.21	0.41
1:J:253:PHE:HD2	1:J:260:THR:HG21	1.86	0.41
1:J:266:ILE:HA	1:J:266:ILE:HD12	1.88	0.41
1:N:128:LYS:CG	1:N:130:SER:OG	2.69	0.41
1:Q:171:VAL:HG21	1:Q:201:GLY:HA3	2.03	0.41
1:L:171:VAL:HG23	1:L:172:GLY:N	2.35	0.41
1:H:144:LEU:HD12	1:H:147:GLU:OE2	2.20	0.41
1:I:280:PRO:HB3	1:I:321:LEU:HD21	2.03	0.41
1:L:185:ILE:HD12	1:L:202:LEU:HD21	2.02	0.41
1:P:181:LYS:HG2	3:P:1163:HOH:O	2.21	0.41
1:T:322:LEU:C	1:T:324:LEU:N	2.74	0.41
1:D:103:ARG:CG	1:D:103:ARG:NH1	2.79	0.41
1:V:209:ILE:HG22	1:V:210:ARG:N	2.36	0.41
1:B:219:PHE:HD1	1:B:250:ASP:HB2	1.86	0.41
1:S:41:LYS:HZ3	1:S:177:GLN:HE22	1.61	0.41
1:R:77:GLY:HA2	1:R:131:PHE:CD2	2.56	0.41
1:Q:162:ILE:C	1:Q:162:ILE:CD1	2.84	0.41
1:Q:141:ALA:O	1:Q:144:LEU:HB2	2.21	0.41
1:K:319:ASP:C	1:K:321:LEU:N	2.73	0.41
1:H:108:LEU:HB2	3:H:1114:HOH:O	2.20	0.41
1:G:79:VAL:HG13	1:G:112:TYR:CD1	2.56	0.41
1:K:137:ALA:HA	1:K:140:ILE:HB	2.02	0.41
1:M:76:VAL:HG12	1:M:133:LEU:HD23	2.02	0.41
1:T:18:ILE:HG12	1:T:55:ILE:HG21	2.03	0.41
1:X:268:ARG:O	1:X:272:THR:CG2	2.68	0.41
1:B:181:LYS:CD	1:B:181:LYS:H	2.32	0.41
1:W:43:ASP:C	1:W:45:LEU:H	2.21	0.41
1:Q:146:ARG:O	1:Q:147:GLU:CG	2.63	0.41
1:J:112:TYR:CE1	1:J:122:THR:HG21	2.55	0.41
1:C:72:VAL:HA	1:C:97:ASP:O	2.21	0.41
1:C:142:GLU:O	1:C:144:LEU:N	2.54	0.41
1:I:68:LYS:O	1:I:69:GLY:C	2.59	0.41
1:I:64:ASP:CA	1:I:67:SER:HB3	2.50	0.41
1:C:322:LEU:HD21	1:D:117:ILE:N	2.36	0.41
1:V:100:LEU:HD13	1:V:120:ILE:HG22	2.03	0.41

*Continued on next page...*



*Continued from previous page...*

Atom-1	Atom-2	Interatomic distance (Å)	Clash overlap (Å)
1:V:68:LYS:O	1:V:69:GLY:O	2.39	0.41
1:P:82:ASN:HD22	1:P:111:ASN:ND2	2.19	0.41
1:B:65:ALA:C	1:B:67:SER:N	2.72	0.41
1:T:103:ARG:HG3	1:T:104:GLY:N	2.36	0.41
1:P:31:SER:CB	1:P:36:ALA:O	2.66	0.41
1:H:268:ARG:HH12	1:H:325:LEU:HB3	1.86	0.41
1:B:138:GLU:O	1:B:142:GLU:N	2.54	0.41
1:J:116:LYS:HA	1:J:116:LYS:HD3	1.88	0.41
1:C:259:ILE:HG21	1:C:321:LEU:HD23	2.03	0.41
1:M:228:ASP:OD1	1:M:245:ARG:HD2	2.20	0.41
1:E:167:TYR:O	1:E:171:VAL:HG13	2.21	0.41
1:V:30:ILE:O	1:V:30:ILE:HG22	2.20	0.41
1:W:266:ILE:HG22	1:W:267:ILE:N	2.36	0.41
1:Q:227:LEU:N	3:Q:1185:HOH:O	2.54	0.41
1:C:263:VAL:HG11	1:C:280:PRO:HA	2.02	0.41
1:N:187:VAL:HG13	1:N:188:ALA:O	2.21	0.41
1:K:38:VAL:HG13	1:K:38:VAL:O	2.20	0.41
1:M:281:VAL:O	1:M:281:VAL:HG23	2.20	0.41
1:K:144:LEU:HD12	1:K:144:LEU:HA	1.92	0.41
1:O:29:ASN:HB3	3:O:1156:HOH:O	2.19	0.41
1:U:108:LEU:HD12	1:U:108:LEU:HA	1.72	0.41
1:C:241:LYS:O	1:C:242:VAL:C	2.59	0.41
1:I:219:PHE:HE2	1:I:224:THR:CB	2.33	0.41
1:G:320:LYS:HD2	1:G:320:LYS:HA	1.77	0.41
1:R:127:ALA:HB1	1:R:128:LYS:NZ	2.36	0.41
1:E:187:VAL:HG21	1:E:194:THR:CG2	2.48	0.41
1:D:219:PHE:HB3	1:D:220:GLY:H	1.55	0.41
1:J:221:GLU:O	1:J:225:SER:HB2	2.21	0.41
1:W:56:ARG:HE	1:W:170:ALA:HB2	1.86	0.41
1:G:101:VAL:O	1:G:101:VAL:HG12	2.20	0.41
1:R:157:GLY:HA3	2:R:1181:5PA:H92	1.99	0.41
1:I:161:PRO:HB2	1:I:237:LEU:HD11	2.03	0.41
1:I:18:ILE:HA	1:I:19:PRO:HD3	1.68	0.41
1:J:42:ARG:HB3	1:J:42:ARG:HH11	1.86	0.41
1:L:25:GLN:HE22	1:L:42:ARG:NE	2.09	0.41
1:G:53:ASN:HB3	1:G:308:THR:CG2	2.37	0.41
1:K:84:ALA:HB1	1:K:100:LEU:CD2	2.51	0.41
1:I:100:LEU:CD1	1:I:100:LEU:N	2.84	0.41
1:I:82:ASN:OD1	1:I:310:GLY:HA2	2.21	0.41
1:R:218:ARG:HD2	3:R:1188:HOH:O	2.21	0.41
1:G:270:VAL:O	1:G:270:VAL:HG12	2.20	0.41

*Continued on next page...*

*Continued from previous page...*

Atom-1	Atom-2	Interatomic distance (Å)	Clash overlap (Å)
1:U:58:LEU:HD11	1:U:87:THR:HG23	2.03	0.41
1:Q:143:GLU:CA	1:Q:146:ARG:HG2	2.50	0.41
1:N:17:LEU:HD23	1:N:59:GLU:HA	2.03	0.41
1:W:182:PHE:CD2	1:W:304:LEU:HB2	2.56	0.41
1:K:266:ILE:HD13	1:K:288:TYR:CB	2.51	0.41
1:O:296:LYS:HD3	1:O:298:GLU:OE2	2.20	0.41
1:V:196:ALA:HB1	1:V:231:ILE:CG2	2.49	0.41
1:K:103:ARG:CZ	1:K:129:ASP:O	2.69	0.41
1:M:5:ILE:HG22	1:M:9:LEU:HD12	2.01	0.41
1:C:82:ASN:HA	1:C:111:ASN:HD21	1.85	0.41
1:I:4:LYS:HG3	1:L:26:TYR:CE2	2.56	0.41
1:C:18:ILE:HD11	1:C:55:ILE:HG22	2.03	0.41
1:J:1:MET:H2	1:J:176:THR:CB	2.34	0.41
1:F:67:SER:C	1:F:69:GLY:H	2.23	0.41
1:D:85:PHE:CE1	1:D:114:LEU:HB3	2.56	0.41
1:M:108:LEU:HA	1:M:108:LEU:HD12	1.90	0.41
1:A:215:ALA:N	1:A:249:TYR:O	2.53	0.41
1:C:131:PHE:O	1:C:134:MET:CB	2.69	0.40
1:C:225:SER:C	1:C:227:LEU:N	2.74	0.40
1:P:34:ILE:HD11	1:P:291:VAL:CG2	2.45	0.40
1:W:127:ALA:CB	1:W:136:TYR:OH	2.69	0.40
2:S:1191:5PA:O4P	2:S:1191:5PA:H4A2	2.21	0.40
1:Q:191:SER:N	3:Q:1172:HOH:O	2.54	0.40
1:L:14:ARG:HA	1:L:63:GLY:HA3	2.03	0.40
1:U:211:PRO:HB2	1:U:246:PRO:CB	2.48	0.40
1:G:48:LEU:HD23	1:G:49:GLY:N	2.35	0.40
1:G:90:ALA:O	1:G:94:LEU:HG	2.22	0.40
1:V:58:LEU:O	1:V:62:LEU:N	2.53	0.40
1:G:315:PHE:CD2	1:H:315:PHE:CD1	3.09	0.40
1:S:141:ALA:O	1:S:145:LYS:CG	2.69	0.40
1:E:55:ILE:HA	1:E:58:LEU:HD23	2.03	0.40
1:K:312:SER:C	1:K:314:THR:N	2.75	0.40
1:R:103:ARG:CZ	1:R:103:ARG:HB3	2.51	0.40
1:Q:74:ILE:HG22	1:Q:75:THR:H	1.84	0.40
1:Q:1:MET:HE3	1:Q:2:HIS:H	1.84	0.40
1:X:111:ASN:ND2	3:X:1244:HOH:O	2.54	0.40
1:O:14:ARG:HD2	1:O:59:GLU:OE1	2.21	0.40
1:M:195:LEU:O	1:M:196:ALA:C	2.58	0.40
1:M:154:ILE:HG22	1:M:158:GLY:HA2	1.98	0.40
1:M:58:LEU:CD1	1:M:62:LEU:HG	2.41	0.40
1:V:181:LYS:HE3	1:V:302:LYS:HZ3	1.83	0.40

*Continued on next page...*

*Continued from previous page...*

Atom-1	Atom-2	Interatomic distance (Å)	Clash overlap (Å)
1:H:99:ILE:HG23	1:H:121:GLU:HG2	2.03	0.40
1:X:51:GLY:HA2	1:X:55:ILE:HD13	2.03	0.40
1:X:42:ARG:HH11	1:X:42:ARG:HB3	1.86	0.40
1:R:320:LYS:HD2	1:R:320:LYS:O	2.20	0.40
1:G:1:MET:HE1	1:G:5:ILE:HB	2.04	0.40
1:U:270:VAL:O	1:U:274:GLU:HB2	2.22	0.40
1:Q:115:ASP:O	1:Q:119:GLY:N	2.53	0.40
1:L:265:GLN:CG	1:L:269:LYS:HE3	2.51	0.40
1:N:41:LYS:HD2	1:N:174:ILE:HG12	2.03	0.40
1:L:64:ASP:OD1	1:L:68:LYS:HE3	2.21	0.40
1:O:247:GLU:OE1	1:O:249:TYR:OH	2.23	0.40
1:R:283:THR:HG21	1:R:307:HIS:ND1	2.35	0.40
1:J:313:GLY:O	1:J:315:PHE:N	2.54	0.40
1:D:54:LYS:NZ	1:D:57:LYS:HZ1	2.18	0.40
1:E:250:ASP:C	1:E:250:ASP:OD1	2.60	0.40
1:G:311:ILE:HG13	1:G:311:ILE:O	2.20	0.40
1:D:178:SER:HG	1:D:182:PHE:HE1	1.67	0.40
1:I:121:GLU:OE2	1:I:123:ARG:NH2	2.54	0.40
1:E:7:ALA:HB1	1:V:28:PRO:HG3	2.03	0.40
1:F:322:LEU:C	1:F:324:LEU:N	2.73	0.40
1:O:196:ALA:CB	1:O:230:LEU:HD13	2.51	0.40
1:A:157:GLY:HA2	2:A:1011:5PA:C9	2.51	0.40
1:V:128:LYS:H	1:V:128:LYS:CD	2.27	0.40
1:V:130:SER:C	1:V:132:GLU:N	2.73	0.40
1:D:34:ILE:CG2	1:D:294:ALA:CB	2.99	0.40
1:M:143:GLU:CB	1:M:146:ARG:HH21	2.34	0.40
1:L:131:PHE:CA	1:L:133:LEU:HD13	2.40	0.40
1:W:220:GLY:O	1:W:223:MET:CB	2.65	0.40
1:U:221:GLU:OE1	1:U:224:THR:CG2	2.66	0.40
1:G:41:LYS:NZ	1:G:177:GLN:NE2	2.49	0.40
1:D:174:ILE:O	1:D:176:THR:N	2.54	0.40
1:M:181:LYS:O	1:M:302:LYS:NZ	2.51	0.40
1:N:264:ALA:HB1	1:N:325:LEU:CD2	2.52	0.40
1:P:186:VAL:CG1	1:P:187:VAL:N	2.83	0.40
1:L:228:ASP:OD2	1:L:245:ARG:NH1	2.55	0.40
1:D:128:LYS:HE2	1:D:132:GLU:HB2	2.03	0.40
1:K:26:TYR:CG	1:K:27:LEU:N	2.88	0.40
1:I:38:VAL:CG1	1:I:38:VAL:O	2.69	0.40
1:X:100:LEU:HB3	1:X:102:LEU:CD2	2.46	0.40
1:X:75:THR:HG22	1:X:100:LEU:HD12	2.03	0.40
1:P:127:ALA:HB1	1:P:128:LYS:HZ3	1.82	0.40

*Continued on next page...*

*Continued from previous page...*

Atom-1	Atom-2	Interatomic distance (Å)	Clash overlap (Å)
1:R:54:LYS:HD3	1:R:54:LYS:HA	1.76	0.40
1:R:54:LYS:NZ	1:R:57:LYS:HZ3	2.20	0.40
1:Q:119:GLY:HA3	1:R:268:ARG:CZ	2.50	0.40
1:B:134:MET:HE2	1:B:134:MET:HA	2.02	0.40
1:R:25:GLN:HE22	1:R:42:ARG:CD	2.34	0.40
1:W:108:LEU:HA	3:W:1237:HOH:O	2.20	0.40
1:N:77:GLY:O	1:N:102:LEU:HA	2.21	0.40
1:T:85:PHE:O	1:T:87:THR:N	2.54	0.40
1:X:221:GLU:O	1:X:222:VAL:C	2.60	0.40
1:O:322:LEU:O	1:O:324:LEU:N	2.54	0.40
1:V:130:SER:O	1:V:132:GLU:N	2.55	0.40
1:M:71:ASP:OD1	1:M:149:ARG:HB3	2.21	0.40
1:W:218:ARG:H	1:W:218:ARG:CD	2.14	0.40
1:W:222:VAL:HG22	1:W:226:LYS:CE	2.52	0.40
1:T:200:LEU:HD21	1:T:238:LEU:HD12	2.02	0.40
1:U:187:VAL:O	1:U:187:VAL:CG1	2.68	0.40
1:R:100:LEU:HB3	1:R:102:LEU:CD2	2.51	0.40
1:S:221:GLU:O	1:S:224:THR:N	2.48	0.40
1:L:171:VAL:CG2	1:L:172:GLY:N	2.84	0.40
1:U:72:VAL:CG1	1:U:151:PRO:HA	2.51	0.40
1:Q:131:PHE:CD1	1:Q:131:PHE:C	2.95	0.40
1:Q:135:LYS:HG3	1:Q:136:TYR:N	2.36	0.40
1:H:160:SER:OG	1:H:162:ILE:HG22	2.21	0.40
1:G:32:ARG:C	1:G:34:ILE:H	2.25	0.40
1:F:72:VAL:CG1	1:F:151:PRO:HB3	2.51	0.40
1:E:128:LYS:C	1:E:129:ASP:OD2	2.60	0.40
1:X:56:ARG:HH11	1:X:56:ARG:HG2	1.87	0.40
1:K:136:TYR:C	1:K:138:GLU:N	2.74	0.40
1:U:54:LYS:HE3	2:U:1211:5PA:C9	2.44	0.40
1:K:222:VAL:C	1:K:226:LYS:HB2	2.41	0.40
1:V:9:LEU:HD21	1:V:165:LEU:HD22	2.03	0.40
1:W:48:LEU:C	1:W:48:LEU:CD2	2.89	0.40
1:J:229:ASN:O	1:J:229:ASN:ND2	2.54	0.40
1:H:134:MET:CE	1:H:153:VAL:CG1	2.99	0.40
1:D:265:GLN:CG	1:D:269:LYS:NZ	2.85	0.40
1:X:64:ASP:OD2	1:X:68:LYS:HE3	2.21	0.40
1:K:34:ILE:O	1:K:34:ILE:HG13	2.20	0.40
1:F:14:ARG:HB3	1:F:60:TYR:CD2	2.57	0.40
1:J:1:MET:HE3	1:J:2:HIS:N	2.36	0.40
1:U:310:GLY:O	1:U:311:ILE:C	2.60	0.40
1:S:231:ILE:O	1:S:235:ALA:CB	2.70	0.40

*Continued on next page...*

*Continued from previous page...*

Atom-1	Atom-2	Interatomic distance (Å)	Clash overlap (Å)
1:F:231:ILE:HG13	1:F:232:LYS:N	2.35	0.40
1:X:281:VAL:HG22	1:X:282:TYR:CE1	2.56	0.40
1:Q:50:ILE:HB	1:Q:311:ILE:CG2	2.51	0.40
1:G:9:LEU:CD1	1:G:169:ARG:HB2	2.51	0.40
1:W:293:LEU:CD2	1:W:299:LEU:HD21	2.50	0.40
1:F:218:ARG:HH11	1:F:218:ARG:CB	2.35	0.40
1:B:171:VAL:CG1	1:B:198:LEU:HD23	2.42	0.40
1:D:219:PHE:O	1:D:220:GLY:O	2.38	0.40
1:W:157:GLY:HA2	2:W:1231:5PA:H91	2.02	0.40
1:N:112:TYR:CZ	1:N:116:LYS:HE2	2.57	0.40
1:B:14:ARG:NH1	1:B:169:ARG:NH2	2.69	0.40
1:T:162:ILE:HA	1:T:165:LEU:HD12	2.03	0.40
1:V:62:LEU:O	1:V:65:ALA:HB3	2.22	0.40
1:R:79:VAL:HG23	1:R:102:LEU:CD1	2.49	0.40
1:I:186:VAL:CG1	1:I:212:VAL:HB	2.38	0.40
1:L:167:TYR:HA	1:L:170:ALA:CB	2.52	0.40
1:Q:109:LYS:CA	1:Q:113:LEU:HB2	2.52	0.40
1:D:130:SER:C	1:D:132:GLU:N	2.74	0.40
1:V:25:GLN:NE2	1:V:42:ARG:NE	2.54	0.40
1:O:113:LEU:HD23	1:O:117:ILE:HG13	2.03	0.40
1:P:323:SER:C	1:P:324:LEU:HD12	2.41	0.40
1:S:173:GLU:O	1:S:177:GLN:HG2	2.22	0.40
1:X:200:LEU:HD22	1:X:204:ILE:CD1	2.49	0.40
1:Q:142:GLU:OE1	1:Q:145:LYS:HD3	2.21	0.40
1:Q:76:VAL:HG12	1:Q:101:VAL:HB	2.04	0.40
1:H:156:PRO:C	1:H:158:GLY:N	2.74	0.40
1:F:144:LEU:HD11	1:F:149:ARG:CD	2.43	0.40
1:K:268:ARG:CZ	1:K:325:LEU:HG	2.52	0.40
1:T:269:LYS:HD3	1:T:273:ARG:HH22	1.87	0.40
1:T:269:LYS:HG2	1:T:273:ARG:NH2	2.37	0.40
1:M:226:LYS:O	1:M:227:LEU:C	2.58	0.40
1:T:55:ILE:HD12	1:T:86:VAL:CG1	2.52	0.40
1:M:191:SER:N	2:M:1131:5PA:O3P	2.54	0.40
1:E:164:THR:HG22	1:E:164:THR:O	2.22	0.40
1:H:112:TYR:HA	1:H:115:ASP:HB2	2.03	0.40
1:X:48:LEU:O	1:X:86:VAL:HG13	2.21	0.40
1:G:186:VAL:HG12	1:G:212:VAL:CB	2.45	0.40
1:N:53:ASN:CB	1:N:167:TYR:OH	2.69	0.40
1:P:177:GLN:HG3	1:P:178:SER:N	2.36	0.40
1:H:134:MET:CE	1:H:153:VAL:HG12	2.51	0.40
1:F:204:ILE:HG22	1:F:204:ILE:O	2.22	0.40

*Continued on next page...*

*Continued from previous page...*

Atom-1	Atom-2	Interatomic distance (Å)	Clash overlap (Å)
1:G:219:PHE:CE1	1:G:248:LEU:HG	2.55	0.40
1:R:26:TYR:CE2	1:R:28:PRO:HA	2.55	0.40
1:V:30:ILE:O	1:V:34:ILE:HG13	2.22	0.40
1:U:68:LYS:O	1:U:69:GLY:C	2.60	0.40
1:A:269:LYS:HD3	1:A:273:ARG:HH12	1.86	0.40
1:L:12:PHE:CD1	1:L:12:PHE:N	2.89	0.40
1:U:44:ASP:O	1:U:45:LEU:HD23	2.21	0.40
1:C:281:VAL:HG22	1:C:281:VAL:O	2.20	0.40
1:N:70:ALA:O	1:N:96:LEU:HD22	2.22	0.40
1:I:219:PHE:HE2	1:I:224:THR:HB	1.85	0.40
1:C:229:ASN:O	1:C:232:LYS:N	2.46	0.40
1:W:290:LEU:O	1:W:294:ALA:CB	2.69	0.40
1:A:167:TYR:O	1:A:171:VAL:HG13	2.22	0.40
1:A:54:LYS:HD3	1:A:57:LYS:HZ3	1.86	0.40
2:B:1021:5PA:O4P	2:B:1021:5PA:C4A	2.69	0.40
1:D:218:ARG:HG2	1:D:219:PHE:H	1.87	0.40
1:W:147:GLU:C	1:W:149:ARG:N	2.67	0.40
1:Q:53:ASN:N	1:Q:53:ASN:OD1	2.53	0.40
1:L:14:ARG:CZ	1:L:169:ARG:NH2	2.84	0.40
1:F:54:LYS:NZ	2:F:1061:5PA:P	2.95	0.40
1:F:58:LEU:HD21	1:F:86:VAL:HG12	2.04	0.40
1:R:224:THR:O	1:R:227:LEU:N	2.55	0.40
1:A:221:GLU:O	1:A:224:THR:N	2.55	0.40
1:Q:168:VAL:HG13	1:Q:204:ILE:CD1	2.51	0.40
1:H:287:PHE:O	1:H:291:VAL:HG23	2.21	0.40
1:P:185:ILE:HG22	1:P:306:ILE:HD11	2.04	0.40
1:L:185:ILE:CG2	1:L:304:LEU:HD12	2.35	0.40
1:Q:113:LEU:CD2	1:Q:113:LEU:C	2.90	0.40
1:M:103:ARG:HD2	1:M:129:ASP:H	1.86	0.40
1:D:131:PHE:CD1	1:D:131:PHE:N	2.89	0.40
1:K:320:LYS:HD2	1:K:320:LYS:HA	1.81	0.40
1:L:57:LYS:NZ	1:L:194:THR:OG1	2.51	0.40
1:P:322:LEU:O	1:P:324:LEU:N	2.55	0.40
1:K:270:VAL:O	1:K:271:GLY:C	2.60	0.40
1:I:15:VAL:O	1:I:17:LEU:N	2.55	0.40
1:Q:160:SER:C	1:Q:162:ILE:H	2.25	0.40
1:H:160:SER:O	1:H:161:PRO:C	2.60	0.40
1:G:272:THR:O	1:H:93:LYS:HA	2.21	0.40
1:G:270:VAL:O	1:G:276:ILE:O	2.40	0.40
1:G:29:ASN:HB3	1:G:273:ARG:CG	2.41	0.40
1:K:265:GLN:HG2	3:K:1123:HOH:O	2.21	0.40

*Continued on next page...*

Continued from previous page...

Atom-1	Atom-2	Interatomic distance (Å)	Clash overlap (Å)
1:K:134:MET:CE	1:K:156:PRO:HD3	2.52	0.40
1:T:55:ILE:CD1	1:T:86:VAL:HG11	2.52	0.40
1:T:180:VAL:CG2	1:T:181:LYS:HZ1	2.34	0.40
1:W:118:MET:HA	1:X:268:ARG:HG3	2.02	0.40
1:X:42:ARG:C	1:X:44:ASP:H	2.25	0.40
1:R:54:LYS:HZ2	1:R:57:LYS:NZ	2.20	0.40
1:W:185:ILE:HG13	1:W:209:ILE:CG2	2.52	0.40
1:R:160:SER:C	1:R:162:ILE:N	2.75	0.40
1:I:90:ALA:O	1:I:91:ALA:O	2.39	0.40
1:U:40:ILE:HG13	1:U:305:PHE:HD2	1.85	0.40
1:E:157:GLY:HA2	2:E:1051:5PA:H92	2.03	0.40
1:K:126:ASP:C	1:K:128:LYS:N	2.74	0.40
1:L:281:VAL:HG13	1:L:282:TYR:CD1	2.56	0.40
1:C:259:ILE:HD11	1:C:317:TYR:CD1	2.56	0.40
1:M:228:ASP:OD1	1:M:245:ARG:CG	2.70	0.40
1:F:40:ILE:HD13	1:F:276:ILE:HD13	2.02	0.40
1:A:118:MET:HE1	1:B:271:GLY:HA3	2.02	0.40
1:R:14:ARG:HG3	1:R:14:ARG:O	2.22	0.40
1:R:32:ARG:O	1:R:33:GLU:O	2.39	0.40
1:B:205:LEU:HA	1:B:205:LEU:HD23	1.91	0.40
1:L:155:PRO:HG2	1:L:160:SER:HB2	2.03	0.40
1:G:294:ALA:O	1:G:297:GLY:HA2	2.21	0.40
1:U:73:VAL:HG12	1:U:74:ILE:N	2.36	0.40
1:D:29:ASN:O	1:D:33:GLU:HG3	2.20	0.40
1:E:70:ALA:O	1:E:96:LEU:HD22	2.21	0.40

All (1) symmetry-related close contacts are listed below. The label for Atom-2 includes the symmetry operator and encoded unit-cell translations to be applied.

Atom-1	Atom-2	Interatomic distance (Å)	Clash overlap (Å)
1:C:219:PHE:O	1:F:147:GLU:O[1_455]	2.12	0.08

## 5.3 Torsion angles ⓘ

### 5.3.1 Protein backbone ⓘ

In the following table, the Percentiles column shows the percent Ramachandran outliers of the chain as a percentile score with respect to all X-ray entries followed by that with respect to entries of similar resolution.

The Analysed column shows the number of residues for which the backbone conformation was analysed, and the total number of residues.

Mol	Chain	Analysed	Favoured	Allowed	Outliers	Percentiles	
1	A	323/325 (99%)	268 (83%)	42 (13%)	13 (4%)	4	8
1	B	323/325 (99%)	257 (80%)	50 (16%)	16 (5%)	3	5
1	C	323/325 (99%)	256 (79%)	51 (16%)	16 (5%)	3	5
1	D	323/325 (99%)	273 (84%)	34 (10%)	16 (5%)	3	5
1	E	323/325 (99%)	270 (84%)	36 (11%)	17 (5%)	2	4
1	F	323/325 (99%)	268 (83%)	37 (12%)	18 (6%)	2	3
1	G	323/325 (99%)	232 (72%)	63 (20%)	28 (9%)	1	1
1	H	323/325 (99%)	258 (80%)	51 (16%)	14 (4%)	3	7
1	I	323/325 (99%)	250 (77%)	50 (16%)	23 (7%)	1	2
1	J	323/325 (99%)	242 (75%)	57 (18%)	24 (7%)	1	1
1	K	323/325 (99%)	231 (72%)	61 (19%)	31 (10%)	1	1
1	L	323/325 (99%)	260 (80%)	43 (13%)	20 (6%)	2	2
1	M	323/325 (99%)	263 (81%)	45 (14%)	15 (5%)	3	6
1	N	323/325 (99%)	275 (85%)	37 (12%)	11 (3%)	5	10
1	O	323/325 (99%)	208 (64%)	69 (21%)	46 (14%)	0	0
1	P	323/325 (99%)	241 (75%)	56 (17%)	26 (8%)	1	1
1	Q	323/325 (99%)	241 (75%)	58 (18%)	24 (7%)	1	1
1	R	323/325 (99%)	259 (80%)	43 (13%)	21 (6%)	1	2
1	S	323/325 (99%)	255 (79%)	51 (16%)	17 (5%)	2	4
1	T	323/325 (99%)	259 (80%)	38 (12%)	26 (8%)	1	1
1	U	323/325 (99%)	264 (82%)	40 (12%)	19 (6%)	2	3
1	V	323/325 (99%)	266 (82%)	41 (13%)	16 (5%)	3	5
1	W	323/325 (99%)	234 (72%)	60 (19%)	29 (9%)	1	1
1	X	323/325 (99%)	235 (73%)	59 (18%)	29 (9%)	1	1
All	All	7752/7800 (99%)	6065 (78%)	1172 (15%)	515 (7%)	1	2

All (515) Ramachandran outliers are listed below:

Mol	Chain	Res	Type
1	A	219	PHE
1	A	245	ARG
1	B	33	GLU

*Continued on next page...*



*Continued from previous page...*

Mol	Chain	Res	Type
1	B	72	VAL
1	B	187	VAL
1	B	244	VAL
1	C	96	LEU
1	C	126	ASP
1	C	218	ARG
1	C	245	ARG
1	D	128	LYS
1	D	131	PHE
1	D	218	ARG
1	D	219	PHE
1	D	222	VAL
1	D	244	VAL
1	E	127	ALA
1	E	129	ASP
1	E	245	ARG
1	F	131	PHE
1	F	146	ARG
1	F	222	VAL
1	F	244	VAL
1	F	245	ARG
1	G	16	GLU
1	G	42	ARG
1	G	243	GLU
1	G	245	ARG
1	G	324	LEU
1	H	19	PRO
1	H	131	PHE
1	H	159	ALA
1	H	244	VAL
1	H	313	GLY
1	I	16	GLU
1	I	36	ALA
1	I	92	LYS
1	I	96	LEU
1	I	129	ASP
1	I	219	PHE
1	I	243	GLU
1	I	245	ARG
1	J	72	VAL
1	J	106	GLU
1	J	129	ASP

*Continued on next page...*

*Continued from previous page...*

Mol	Chain	Res	Type
1	J	218	ARG
1	J	219	PHE
1	J	222	VAL
1	J	244	VAL
1	J	312	SER
1	K	10	ALA
1	K	72	VAL
1	K	109	LYS
1	K	129	ASP
1	K	148	GLY
1	K	188	ALA
1	K	243	GLU
1	L	105	LYS
1	L	131	PHE
1	L	216	VAL
1	L	245	ARG
1	L	267	ILE
1	L	307	HIS
1	M	129	ASP
1	M	243	GLU
1	M	245	ARG
1	N	218	ARG
1	N	244	VAL
1	N	245	ARG
1	O	16	GLU
1	O	42	ARG
1	O	96	LEU
1	O	127	ALA
1	O	148	GLY
1	O	155	PRO
1	O	218	ARG
1	O	245	ARG
1	O	316	HIS
1	P	42	ARG
1	P	107	GLU
1	P	108	LEU
1	P	131	PHE
1	P	225	SER
1	P	244	VAL
1	Q	124	VAL
1	Q	223	MET
1	Q	245	ARG

*Continued on next page...*

*Continued from previous page...*

Mol	Chain	Res	Type
1	Q	299	LEU
1	Q	307	HIS
1	R	33	GLU
1	R	34	ILE
1	R	129	ASP
1	R	148	GLY
1	R	193	GLY
1	R	218	ARG
1	R	219	PHE
1	S	61	LEU
1	S	96	LEU
1	S	129	ASP
1	S	131	PHE
1	S	219	PHE
1	S	243	GLU
1	S	245	ARG
1	T	33	GLU
1	T	34	ILE
1	T	129	ASP
1	T	159	ALA
1	T	188	ALA
1	T	218	ARG
1	T	219	PHE
1	T	221	GLU
1	T	222	VAL
1	U	36	ALA
1	U	219	PHE
1	U	243	GLU
1	U	245	ARG
1	U	316	HIS
1	U	317	TYR
1	V	105	LYS
1	V	218	ARG
1	V	219	PHE
1	V	222	VAL
1	V	244	VAL
1	V	245	ARG
1	W	149	ARG
1	W	245	ARG
1	W	319	ASP
1	X	42	ARG
1	X	72	VAL

*Continued on next page...*

*Continued from previous page...*

Mol	Chain	Res	Type
1	X	218	ARG
1	X	219	PHE
1	X	244	VAL
1	X	283	THR
1	A	126	ASP
1	A	148	GLY
1	A	175	ALA
1	A	218	ARG
1	A	243	GLU
1	B	220	GLY
1	C	129	ASP
1	C	143	GLU
1	C	181	LYS
1	C	230	LEU
1	D	8	LEU
1	D	159	ALA
1	D	220	GLY
1	E	219	PHE
1	E	220	GLY
1	E	222	VAL
1	E	224	THR
1	F	107	GLU
1	F	129	ASP
1	F	148	GLY
1	F	159	ALA
1	F	193	GLY
1	G	8	LEU
1	G	18	ILE
1	G	33	GLU
1	G	61	LEU
1	G	124	VAL
1	G	127	ALA
1	G	208	ASP
1	G	222	VAL
1	G	262	GLU
1	G	275	GLY
1	H	206	ASN
1	H	224	THR
1	H	239	GLY
1	I	69	GLY
1	I	91	ALA
1	I	158	GLY

*Continued on next page...*

*Continued from previous page...*

Mol	Chain	Res	Type
1	I	218	ARG
1	J	69	GLY
1	J	300	GLY
1	J	313	GLY
1	J	316	HIS
1	K	84	ALA
1	K	86	VAL
1	K	190	GLY
1	K	219	PHE
1	K	222	VAL
1	K	275	GLY
1	K	317	TYR
1	K	318	GLY
1	L	33	GLU
1	L	34	ILE
1	L	106	GLU
1	L	146	ARG
1	L	219	PHE
1	L	244	VAL
1	L	253	PHE
1	L	268	ARG
1	M	143	GLU
1	M	148	GLY
1	M	159	ALA
1	M	218	ARG
1	N	201	GLY
1	N	202	LEU
1	N	219	PHE
1	O	19	PRO
1	O	61	LEU
1	O	126	ASP
1	O	181	LYS
1	O	190	GLY
1	O	206	ASN
1	O	214	ILE
1	O	222	VAL
1	O	275	GLY
1	O	281	VAL
1	O	296	LYS
1	O	311	ILE
1	O	323	SER
1	P	79	VAL

*Continued on next page...*

*Continued from previous page...*

Mol	Chain	Res	Type
1	P	97	ASP
1	P	105	LYS
1	P	135	LYS
1	P	159	ALA
1	P	323	SER
1	Q	67	SER
1	Q	71	ASP
1	Q	72	VAL
1	Q	75	THR
1	Q	84	ALA
1	Q	129	ASP
1	Q	147	GLU
1	Q	219	PHE
1	Q	244	VAL
1	R	220	GLY
1	R	244	VAL
1	R	258	LYS
1	R	318	GLY
1	R	322	LEU
1	S	69	GLY
1	S	141	ALA
1	S	222	VAL
1	T	69	GLY
1	T	72	VAL
1	T	106	GLU
1	T	131	PHE
1	T	244	VAL
1	T	251	TYR
1	T	292	ASP
1	T	320	LYS
1	U	165	LEU
1	U	206	ASN
1	U	218	ARG
1	U	222	VAL
1	U	297	GLY
1	V	69	GLY
1	V	106	GLU
1	V	193	GLY
1	W	16	GLU
1	W	49	GLY
1	W	69	GLY
1	W	96	LEU

*Continued on next page...*

*Continued from previous page...*

Mol	Chain	Res	Type
1	W	130	SER
1	W	148	GLY
1	W	208	ASP
1	W	222	VAL
1	W	238	LEU
1	W	243	GLU
1	W	318	GLY
1	X	6	PHE
1	X	106	GLU
1	X	222	VAL
1	X	300	GLY
1	A	127	ALA
1	B	66	LEU
1	B	156	PRO
1	C	138	GLU
1	C	243	GLU
1	D	115	ASP
1	D	132	GLU
1	D	146	ARG
1	D	175	ALA
1	E	42	ARG
1	E	132	GLU
1	E	218	ARG
1	F	206	ASN
1	F	258	LYS
1	G	146	ARG
1	G	155	PRO
1	I	181	LYS
1	J	142	GLU
1	J	178	SER
1	J	314	THR
1	K	20	TRP
1	K	78	ALA
1	K	95	GLY
1	K	132	GLU
1	K	208	ASP
1	K	320	LYS
1	L	308	THR
1	M	219	PHE
1	O	58	LEU
1	O	81	SER
1	O	86	VAL

*Continued on next page...*

*Continued from previous page...*

Mol	Chain	Res	Type
1	O	89	LEU
1	O	105	LYS
1	O	158	GLY
1	O	257	GLY
1	O	292	ASP
1	O	307	HIS
1	P	36	ALA
1	P	68	LYS
1	P	134	MET
1	P	231	ILE
1	P	253	PHE
1	Q	3	PRO
1	Q	8	LEU
1	Q	85	PHE
1	Q	208	ASP
1	R	137	ALA
1	R	175	ALA
1	R	208	ASP
1	S	10	ALA
1	S	117	ILE
1	S	157	GLY
1	T	142	GLU
1	U	16	GLU
1	U	69	GLY
1	V	146	ARG
1	V	147	GLU
1	V	159	ALA
1	W	79	VAL
1	W	81	SER
1	W	106	GLU
1	W	129	ASP
1	W	137	ALA
1	W	219	PHE
1	X	7	ALA
1	X	129	ASP
1	X	131	PHE
1	X	148	GLY
1	X	159	ALA
1	X	190	GLY
1	X	206	ASN
1	X	231	ILE
1	X	253	PHE

*Continued on next page...*



*Continued from previous page...*

Mol	Chain	Res	Type
1	X	298	GLU
1	A	67	SER
1	A	292	ASP
1	B	68	LYS
1	B	128	LYS
1	B	147	GLU
1	C	208	ASP
1	E	206	ASN
1	F	68	LYS
1	G	85	PHE
1	G	129	ASP
1	G	150	LYS
1	H	107	GLU
1	H	219	PHE
1	I	62	LEU
1	I	79	VAL
1	J	33	GLU
1	J	68	LYS
1	J	94	LEU
1	J	208	ASP
1	J	223	MET
1	K	13	PRO
1	K	68	LYS
1	K	85	PHE
1	K	127	ALA
1	K	245	ARG
1	L	218	ARG
1	M	149	ARG
1	M	180	VAL
1	M	193	GLY
1	N	224	THR
1	O	6	PHE
1	O	146	ARG
1	O	165	LEU
1	O	243	GLU
1	P	28	PRO
1	Q	6	PHE
1	Q	246	PRO
1	R	6	PHE
1	R	230	LEU
1	R	245	ARG
1	S	94	LEU

*Continued on next page...*

*Continued from previous page...*

Mol	Chain	Res	Type
1	T	199	SER
1	T	245	ARG
1	U	10	ALA
1	U	318	GLY
1	V	84	ALA
1	V	128	LYS
1	V	131	PHE
1	W	126	ASP
1	W	132	GLU
1	W	218	ARG
1	W	221	GLU
1	X	28	PRO
1	X	86	VAL
1	X	119	GLY
1	X	151	PRO
1	B	19	PRO
1	B	219	PHE
1	B	323	SER
1	E	96	LEU
1	E	155	PRO
1	F	223	MET
1	F	253	PHE
1	G	7	ALA
1	G	50	ILE
1	G	196	ALA
1	G	274	GLU
1	H	42	ARG
1	H	75	THR
1	H	290	LEU
1	I	126	ASP
1	I	222	VAL
1	I	246	PRO
1	J	246	PRO
1	K	83	HIS
1	K	149	ARG
1	K	159	ALA
1	L	42	ARG
1	L	239	GLY
1	M	69	GLY
1	M	132	GLU
1	M	181	LYS
1	N	223	MET

*Continued on next page...*

*Continued from previous page...*

Mol	Chain	Res	Type
1	N	318	GLY
1	O	10	ALA
1	O	34	ILE
1	O	91	ALA
1	O	129	ASP
1	O	225	SER
1	P	33	GLU
1	P	208	ASP
1	P	245	ARG
1	Q	127	ALA
1	Q	243	GLU
1	R	127	ALA
1	T	189	ALA
1	T	193	GLY
1	U	246	PRO
1	U	319	ASP
1	V	65	ALA
1	W	42	ARG
1	W	127	ALA
1	W	128	LYS
1	X	115	ASP
1	X	152	TYR
1	X	199	SER
1	B	34	ILE
1	B	129	ASP
1	B	130	SER
1	C	180	VAL
1	E	243	GLU
1	E	311	ILE
1	F	6	PHE
1	F	79	VAL
1	G	23	PRO
1	G	148	GLY
1	H	76	VAL
1	I	147	GLU
1	N	129	ASP
1	N	194	THR
1	O	13	PRO
1	Q	155	PRO
1	R	117	ILE
1	R	128	LYS
1	S	143	GLU

*Continued on next page...*

*Continued from previous page...*

Mol	Chain	Res	Type
1	S	237	LEU
1	T	311	ILE
1	X	144	LEU
1	X	268	ARG
1	A	246	PRO
1	C	72	VAL
1	F	72	VAL
1	I	148	GLY
1	K	155	PRO
1	K	270	VAL
1	L	220	GLY
1	M	222	VAL
1	O	5	ILE
1	P	211	PRO
1	T	211	PRO
1	W	163	GLY
1	D	72	VAL
1	E	151	PRO
1	E	291	VAL
1	J	267	ILE
1	L	155	PRO
1	O	27	LEU
1	O	193	GLY
1	O	291	VAL
1	P	124	VAL
1	P	187	VAL
1	T	86	VAL
1	C	51	GLY
1	C	242	VAL
1	G	86	VAL
1	J	63	GLY
1	J	156	PRO
1	O	263	VAL
1	Q	222	VAL
1	A	13	PRO
1	A	161	PRO
1	C	222	VAL
1	D	174	ILE
1	G	244	VAL
1	I	155	PRO
1	I	157	GLY
1	I	180	VAL

*Continued on next page...*

*Continued from previous page...*

Mol	Chain	Res	Type
1	P	35	GLY
1	P	155	PRO
1	T	95	GLY
1	U	242	VAL
1	W	270	VAL
1	D	148	GLY
1	S	242	VAL
1	U	35	GLY

### 5.3.2 Protein sidechains ⓘ

In the following table, the Percentiles column shows the percent sidechain outliers of the chain as a percentile score with respect to all X-ray entries followed by that with respect to entries of similar resolution.

The Analysed column shows the number of residues for which the sidechain conformation was analysed, and the total number of residues.

Mol	Chain	Analysed	Rotameric	Outliers	Percentiles	
1	A	259/259 (100%)	230 (89%)	29 (11%)	7	17
1	B	259/259 (100%)	232 (90%)	27 (10%)	9	20
1	C	259/259 (100%)	236 (91%)	23 (9%)	12	27
1	D	259/259 (100%)	238 (92%)	21 (8%)	15	33
1	E	259/259 (100%)	231 (89%)	28 (11%)	8	18
1	F	259/259 (100%)	226 (87%)	33 (13%)	5	13
1	G	259/259 (100%)	231 (89%)	28 (11%)	8	18
1	H	259/259 (100%)	231 (89%)	28 (11%)	8	18
1	I	259/259 (100%)	236 (91%)	23 (9%)	12	27
1	J	259/259 (100%)	236 (91%)	23 (9%)	12	27
1	K	259/259 (100%)	234 (90%)	25 (10%)	10	23
1	L	259/259 (100%)	237 (92%)	22 (8%)	13	30
1	M	259/259 (100%)	232 (90%)	27 (10%)	9	20
1	N	259/259 (100%)	230 (89%)	29 (11%)	7	17
1	O	259/259 (100%)	228 (88%)	31 (12%)	6	14
1	P	259/259 (100%)	224 (86%)	35 (14%)	5	11
1	Q	259/259 (100%)	232 (90%)	27 (10%)	9	20

*Continued on next page...*

*Continued from previous page...*

Mol	Chain	Analysed	Rotameric	Outliers	Percentiles	
1	R	259/259 (100%)	223 (86%)	36 (14%)	4	10
1	S	259/259 (100%)	230 (89%)	29 (11%)	7	17
1	T	259/259 (100%)	230 (89%)	29 (11%)	7	17
1	U	259/259 (100%)	232 (90%)	27 (10%)	9	20
1	V	259/259 (100%)	228 (88%)	31 (12%)	6	14
1	W	259/259 (100%)	227 (88%)	32 (12%)	6	13
1	X	259/259 (100%)	229 (88%)	30 (12%)	7	16
All	All	6216/6216 (100%)	5543 (89%)	673 (11%)	8	18

All (673) residues with a non-rotameric sidechain are listed below:

Mol	Chain	Res	Type
1	A	43	ASP
1	A	46	THR
1	A	58	LEU
1	A	72	VAL
1	A	100	LEU
1	A	103	ARG
1	A	113	LEU
1	A	122	THR
1	A	128	LYS
1	A	142	GLU
1	A	164	THR
1	A	179	GLU
1	A	181	LYS
1	A	191	SER
1	A	195	LEU
1	A	198	LEU
1	A	200	LEU
1	A	207	GLU
1	A	208	ASP
1	A	214	ILE
1	A	218	ARG
1	A	219	PHE
1	A	223	MET
1	A	230	LEU
1	A	240	VAL
1	A	246	PRO
1	A	281	VAL
1	A	304	LEU

*Continued on next page...*

*Continued from previous page...*

Mol	Chain	Res	Type
1	A	324	LEU
1	B	1	MET
1	B	17	LEU
1	B	20	TRP
1	B	43	ASP
1	B	58	LEU
1	B	79	VAL
1	B	100	LEU
1	B	113	LEU
1	B	128	LYS
1	B	133	LEU
1	B	134	MET
1	B	135	LYS
1	B	138	GLU
1	B	156	PRO
1	B	181	LYS
1	B	184	SER
1	B	195	LEU
1	B	198	LEU
1	B	219	PHE
1	B	224	THR
1	B	230	LEU
1	B	231	ILE
1	B	237	LEU
1	B	240	VAL
1	B	278	LEU
1	B	304	LEU
1	B	325	LEU
1	C	17	LEU
1	C	42	ARG
1	C	58	LEU
1	C	75	THR
1	C	86	VAL
1	C	102	LEU
1	C	108	LEU
1	C	129	ASP
1	C	142	GLU
1	C	181	LYS
1	C	208	ASP
1	C	214	ILE
1	C	218	ARG
1	C	219	PHE

*Continued on next page...*

*Continued from previous page...*

Mol	Chain	Res	Type
1	C	223	MET
1	C	227	LEU
1	C	228	ASP
1	C	236	GLU
1	C	301	GLU
1	C	304	LEU
1	C	307	HIS
1	C	316	HIS
1	C	325	LEU
1	D	17	LEU
1	D	20	TRP
1	D	58	LEU
1	D	113	LEU
1	D	128	LYS
1	D	129	ASP
1	D	133	LEU
1	D	164	THR
1	D	181	LYS
1	D	195	LEU
1	D	198	LEU
1	D	200	LEU
1	D	218	ARG
1	D	219	PHE
1	D	222	VAL
1	D	223	MET
1	D	224	THR
1	D	230	LEU
1	D	243	GLU
1	D	304	LEU
1	D	324	LEU
1	E	16	GLU
1	E	17	LEU
1	E	42	ARG
1	E	43	ASP
1	E	58	LEU
1	E	67	SER
1	E	79	VAL
1	E	80	HIS
1	E	106	GLU
1	E	108	LEU
1	E	113	LEU
1	E	131	PHE

*Continued on next page...*



*Continued from previous page...*

Mol	Chain	Res	Type
1	E	145	LYS
1	E	162	ILE
1	E	176	THR
1	E	181	LYS
1	E	195	LEU
1	E	198	LEU
1	E	200	LEU
1	E	208	ASP
1	E	218	ARG
1	E	219	PHE
1	E	223	MET
1	E	224	THR
1	E	262	GLU
1	E	293	LEU
1	E	304	LEU
1	E	325	LEU
1	F	19	PRO
1	F	20	TRP
1	F	34	ILE
1	F	37	ASP
1	F	58	LEU
1	F	61	LEU
1	F	97	ASP
1	F	108	LEU
1	F	113	LEU
1	F	128	LYS
1	F	129	ASP
1	F	133	LEU
1	F	142	GLU
1	F	161	PRO
1	F	171	VAL
1	F	181	LYS
1	F	183	ASP
1	F	187	VAL
1	F	195	LEU
1	F	203	SER
1	F	219	PHE
1	F	223	MET
1	F	229	ASN
1	F	230	LEU
1	F	237	LEU
1	F	240	VAL

*Continued on next page...*

*Continued from previous page...*

Mol	Chain	Res	Type
1	F	255	GLU
1	F	290	LEU
1	F	293	LEU
1	F	303	ILE
1	F	304	LEU
1	F	319	ASP
1	F	324	LEU
1	G	16	GLU
1	G	57	LYS
1	G	58	LEU
1	G	75	THR
1	G	80	HIS
1	G	100	LEU
1	G	106	GLU
1	G	113	LEU
1	G	126	ASP
1	G	142	GLU
1	G	164	THR
1	G	179	GLU
1	G	181	LYS
1	G	200	LEU
1	G	208	ASP
1	G	218	ARG
1	G	219	PHE
1	G	230	LEU
1	G	237	LEU
1	G	250	ASP
1	G	256	TYR
1	G	260	THR
1	G	262	GLU
1	G	270	VAL
1	G	290	LEU
1	G	292	ASP
1	G	304	LEU
1	G	311	ILE
1	H	20	TRP
1	H	43	ASP
1	H	46	THR
1	H	58	LEU
1	H	71	ASP
1	H	100	LEU
1	H	103	ARG

*Continued on next page...*

*Continued from previous page...*

Mol	Chain	Res	Type
1	H	121	GLU
1	H	122	THR
1	H	128	LYS
1	H	181	LYS
1	H	195	LEU
1	H	198	LEU
1	H	203	SER
1	H	218	ARG
1	H	219	PHE
1	H	225	SER
1	H	230	LEU
1	H	231	ILE
1	H	237	LEU
1	H	238	LEU
1	H	240	VAL
1	H	260	THR
1	H	266	ILE
1	H	293	LEU
1	H	304	LEU
1	H	308	THR
1	H	324	LEU
1	I	43	ASP
1	I	56	ARG
1	I	67	SER
1	I	80	HIS
1	I	113	LEU
1	I	122	THR
1	I	131	PHE
1	I	133	LEU
1	I	139	GLU
1	I	162	ILE
1	I	176	THR
1	I	181	LYS
1	I	195	LEU
1	I	218	ARG
1	I	219	PHE
1	I	223	MET
1	I	224	THR
1	I	229	ASN
1	I	238	LEU
1	I	256	TYR
1	I	290	LEU

*Continued on next page...*

*Continued from previous page...*

Mol	Chain	Res	Type
1	I	293	LEU
1	I	304	LEU
1	J	17	LEU
1	J	20	TRP
1	J	37	ASP
1	J	97	ASP
1	J	100	LEU
1	J	113	LEU
1	J	128	LYS
1	J	164	THR
1	J	177	GLN
1	J	181	LYS
1	J	198	LEU
1	J	200	LEU
1	J	208	ASP
1	J	219	PHE
1	J	230	LEU
1	J	231	ILE
1	J	242	VAL
1	J	243	GLU
1	J	246	PRO
1	J	252	SER
1	J	265	GLN
1	J	290	LEU
1	J	304	LEU
1	K	17	LEU
1	K	25	GLN
1	K	80	HIS
1	K	82	ASN
1	K	108	LEU
1	K	113	LEU
1	K	117	ILE
1	K	130	SER
1	K	142	GLU
1	K	144	LEU
1	K	164	THR
1	K	179	GLU
1	K	181	LYS
1	K	198	LEU
1	K	200	LEU
1	K	218	ARG
1	K	219	PHE

*Continued on next page...*

*Continued from previous page...*

Mol	Chain	Res	Type
1	K	230	LEU
1	K	237	LEU
1	K	242	VAL
1	K	266	ILE
1	K	290	LEU
1	K	293	LEU
1	K	307	HIS
1	K	325	LEU
1	L	14	ARG
1	L	19	PRO
1	L	20	TRP
1	L	42	ARG
1	L	58	LEU
1	L	97	ASP
1	L	125	TYR
1	L	128	LYS
1	L	134	MET
1	L	135	LYS
1	L	181	LYS
1	L	199	SER
1	L	205	LEU
1	L	219	PHE
1	L	224	THR
1	L	229	ASN
1	L	230	LEU
1	L	231	ILE
1	L	265	GLN
1	L	290	LEU
1	L	293	LEU
1	L	308	THR
1	M	17	LEU
1	M	58	LEU
1	M	71	ASP
1	M	76	VAL
1	M	80	HIS
1	M	102	LEU
1	M	108	LEU
1	M	113	LEU
1	M	122	THR
1	M	128	LYS
1	M	144	LEU
1	M	145	LYS

*Continued on next page...*

*Continued from previous page...*

Mol	Chain	Res	Type
1	M	169	ARG
1	M	179	GLU
1	M	181	LYS
1	M	195	LEU
1	M	198	LEU
1	M	214	ILE
1	M	218	ARG
1	M	219	PHE
1	M	221	GLU
1	M	223	MET
1	M	230	LEU
1	M	240	VAL
1	M	293	LEU
1	M	301	GLU
1	M	304	LEU
1	N	20	TRP
1	N	42	ARG
1	N	43	ASP
1	N	58	LEU
1	N	75	THR
1	N	97	ASP
1	N	103	ARG
1	N	106	GLU
1	N	107	GLU
1	N	108	LEU
1	N	113	LEU
1	N	128	LYS
1	N	171	VAL
1	N	179	GLU
1	N	181	LYS
1	N	198	LEU
1	N	203	SER
1	N	219	PHE
1	N	224	THR
1	N	229	ASN
1	N	230	LEU
1	N	231	ILE
1	N	249	TYR
1	N	255	GLU
1	N	281	VAL
1	N	290	LEU
1	N	293	LEU

*Continued on next page...*

*Continued from previous page...*

Mol	Chain	Res	Type
1	N	304	LEU
1	N	319	ASP
1	O	14	ARG
1	O	17	LEU
1	O	22	THR
1	O	43	ASP
1	O	58	LEU
1	O	76	VAL
1	O	80	HIS
1	O	81	SER
1	O	107	GLU
1	O	108	LEU
1	O	111	ASN
1	O	144	LEU
1	O	164	THR
1	O	176	THR
1	O	181	LYS
1	O	200	LEU
1	O	206	ASN
1	O	208	ASP
1	O	218	ARG
1	O	219	PHE
1	O	223	MET
1	O	230	LEU
1	O	232	LYS
1	O	255	GLU
1	O	281	VAL
1	O	292	ASP
1	O	304	LEU
1	O	311	ILE
1	O	316	HIS
1	O	324	LEU
1	O	325	LEU
1	P	1	MET
1	P	20	TRP
1	P	27	LEU
1	P	34	ILE
1	P	42	ARG
1	P	43	ASP
1	P	55	ILE
1	P	58	LEU
1	P	82	ASN

*Continued on next page...*

*Continued from previous page...*

Mol	Chain	Res	Type
1	P	96	LEU
1	P	103	ARG
1	P	107	GLU
1	P	113	LEU
1	P	126	ASP
1	P	128	LYS
1	P	133	LEU
1	P	134	MET
1	P	144	LEU
1	P	151	PRO
1	P	164	THR
1	P	181	LYS
1	P	198	LEU
1	P	208	ASP
1	P	219	PHE
1	P	224	THR
1	P	225	SER
1	P	229	ASN
1	P	230	LEU
1	P	242	VAL
1	P	249	TYR
1	P	256	TYR
1	P	293	LEU
1	P	304	LEU
1	P	307	HIS
1	P	323	SER
1	Q	17	LEU
1	Q	25	GLN
1	Q	75	THR
1	Q	80	HIS
1	Q	100	LEU
1	Q	108	LEU
1	Q	131	PHE
1	Q	139	GLU
1	Q	143	GLU
1	Q	162	ILE
1	Q	171	VAL
1	Q	181	LYS
1	Q	183	ASP
1	Q	186	VAL
1	Q	198	LEU
1	Q	200	LEU

*Continued on next page...*



*Continued from previous page...*

Mol	Chain	Res	Type
1	Q	210	ARG
1	Q	218	ARG
1	Q	219	PHE
1	Q	229	ASN
1	Q	230	LEU
1	Q	233	GLU
1	Q	292	ASP
1	Q	293	LEU
1	Q	298	GLU
1	Q	304	LEU
1	Q	316	HIS
1	R	1	MET
1	R	12	PHE
1	R	14	ARG
1	R	17	LEU
1	R	20	TRP
1	R	32	ARG
1	R	42	ARG
1	R	43	ASP
1	R	58	LEU
1	R	67	SER
1	R	71	ASP
1	R	73	VAL
1	R	76	VAL
1	R	79	VAL
1	R	81	SER
1	R	86	VAL
1	R	97	ASP
1	R	113	LEU
1	R	128	LYS
1	R	134	MET
1	R	164	THR
1	R	181	LYS
1	R	198	LEU
1	R	200	LEU
1	R	218	ARG
1	R	219	PHE
1	R	223	MET
1	R	224	THR
1	R	229	ASN
1	R	230	LEU
1	R	231	ILE

*Continued on next page...*

*Continued from previous page...*

Mol	Chain	Res	Type
1	R	232	LYS
1	R	237	LEU
1	R	240	VAL
1	R	255	GLU
1	R	290	LEU
1	S	8	LEU
1	S	16	GLU
1	S	43	ASP
1	S	46	THR
1	S	80	HIS
1	S	113	LEU
1	S	115	ASP
1	S	122	THR
1	S	129	ASP
1	S	132	GLU
1	S	164	THR
1	S	179	GLU
1	S	181	LYS
1	S	195	LEU
1	S	200	LEU
1	S	218	ARG
1	S	219	PHE
1	S	228	ASP
1	S	229	ASN
1	S	230	LEU
1	S	237	LEU
1	S	242	VAL
1	S	262	GLU
1	S	279	ASP
1	S	290	LEU
1	S	293	LEU
1	S	304	LEU
1	S	324	LEU
1	S	325	LEU
1	T	20	TRP
1	T	31	SER
1	T	37	ASP
1	T	43	ASP
1	T	55	ILE
1	T	58	LEU
1	T	72	VAL
1	T	102	LEU

*Continued on next page...*

*Continued from previous page...*

Mol	Chain	Res	Type
1	T	103	ARG
1	T	108	LEU
1	T	113	LEU
1	T	122	THR
1	T	128	LYS
1	T	133	LEU
1	T	169	ARG
1	T	181	LYS
1	T	195	LEU
1	T	198	LEU
1	T	218	ARG
1	T	219	PHE
1	T	224	THR
1	T	227	LEU
1	T	230	LEU
1	T	248	LEU
1	T	249	TYR
1	T	290	LEU
1	T	293	LEU
1	T	304	LEU
1	T	307	HIS
1	U	17	LEU
1	U	58	LEU
1	U	80	HIS
1	U	86	VAL
1	U	108	LEU
1	U	113	LEU
1	U	122	THR
1	U	131	PHE
1	U	162	ILE
1	U	164	THR
1	U	171	VAL
1	U	179	GLU
1	U	181	LYS
1	U	195	LEU
1	U	198	LEU
1	U	200	LEU
1	U	208	ASP
1	U	218	ARG
1	U	219	PHE
1	U	230	LEU
1	U	246	PRO

*Continued on next page...*

*Continued from previous page...*

Mol	Chain	Res	Type
1	U	262	GLU
1	U	273	ARG
1	U	281	VAL
1	U	290	LEU
1	U	319	ASP
1	U	325	LEU
1	V	14	ARG
1	V	20	TRP
1	V	72	VAL
1	V	79	VAL
1	V	86	VAL
1	V	94	LEU
1	V	113	LEU
1	V	122	THR
1	V	128	LYS
1	V	129	ASP
1	V	133	LEU
1	V	134	MET
1	V	135	LYS
1	V	164	THR
1	V	181	LYS
1	V	195	LEU
1	V	198	LEU
1	V	200	LEU
1	V	218	ARG
1	V	219	PHE
1	V	224	THR
1	V	229	ASN
1	V	237	LEU
1	V	245	ARG
1	V	246	PRO
1	V	279	ASP
1	V	281	VAL
1	V	293	LEU
1	V	301	GLU
1	V	307	HIS
1	V	325	LEU
1	W	17	LEU
1	W	42	ARG
1	W	46	THR
1	W	56	ARG
1	W	58	LEU

*Continued on next page...*

*Continued from previous page...*

Mol	Chain	Res	Type
1	W	80	HIS
1	W	100	LEU
1	W	108	LEU
1	W	113	LEU
1	W	117	ILE
1	W	122	THR
1	W	130	SER
1	W	131	PHE
1	W	134	MET
1	W	143	GLU
1	W	144	LEU
1	W	176	THR
1	W	179	GLU
1	W	181	LYS
1	W	195	LEU
1	W	203	SER
1	W	218	ARG
1	W	219	PHE
1	W	223	MET
1	W	229	ASN
1	W	230	LEU
1	W	246	PRO
1	W	249	TYR
1	W	290	LEU
1	W	293	LEU
1	W	301	GLU
1	W	304	LEU
1	X	20	TRP
1	X	39	TYR
1	X	42	ARG
1	X	58	LEU
1	X	96	LEU
1	X	100	LEU
1	X	103	ARG
1	X	115	ASP
1	X	121	GLU
1	X	128	LYS
1	X	134	MET
1	X	144	LEU
1	X	171	VAL
1	X	181	LYS
1	X	198	LEU

*Continued on next page...*

*Continued from previous page...*

Mol	Chain	Res	Type
1	X	200	LEU
1	X	203	SER
1	X	205	LEU
1	X	218	ARG
1	X	219	PHE
1	X	227	LEU
1	X	229	ASN
1	X	230	LEU
1	X	231	ILE
1	X	242	VAL
1	X	259	ILE
1	X	265	GLN
1	X	281	VAL
1	X	304	LEU
1	X	325	LEU

Some sidechains can be flipped to improve hydrogen bonding and reduce clashes. All (124) such sidechains are listed below:

Mol	Chain	Res	Type
1	A	25	GLN
1	A	53	ASN
1	A	82	ASN
1	A	177	GLN
1	A	206	ASN
1	B	25	GLN
1	B	82	ASN
1	B	83	HIS
1	B	177	GLN
1	B	206	ASN
1	B	229	ASN
1	B	316	HIS
1	C	82	ASN
1	C	177	GLN
1	C	229	ASN
1	D	25	GLN
1	D	82	ASN
1	D	83	HIS
1	D	177	GLN
1	D	265	GLN
1	D	307	HIS
1	E	82	ASN
1	E	177	GLN

*Continued on next page...*

*Continued from previous page...*

Mol	Chain	Res	Type
1	E	206	ASN
1	E	229	ASN
1	F	25	GLN
1	F	82	ASN
1	F	177	GLN
1	F	229	ASN
1	G	25	GLN
1	G	82	ASN
1	G	177	GLN
1	G	206	ASN
1	H	25	GLN
1	H	82	ASN
1	H	83	HIS
1	H	177	GLN
1	H	229	ASN
1	H	265	GLN
1	I	25	GLN
1	I	53	ASN
1	I	82	ASN
1	I	83	HIS
1	I	177	GLN
1	I	229	ASN
1	I	316	HIS
1	J	25	GLN
1	J	82	ASN
1	J	83	HIS
1	J	177	GLN
1	J	229	ASN
1	K	25	GLN
1	K	82	ASN
1	K	111	ASN
1	K	177	GLN
1	K	229	ASN
1	L	25	GLN
1	L	82	ASN
1	L	83	HIS
1	L	177	GLN
1	L	229	ASN
1	M	25	GLN
1	M	82	ASN
1	M	177	GLN
1	M	206	ASN

*Continued on next page...*

*Continued from previous page...*

Mol	Chain	Res	Type
1	M	229	ASN
1	N	25	GLN
1	N	82	ASN
1	N	83	HIS
1	N	177	GLN
1	N	229	ASN
1	O	25	GLN
1	O	177	GLN
1	O	229	ASN
1	P	25	GLN
1	P	82	ASN
1	P	177	GLN
1	P	206	ASN
1	P	229	ASN
1	Q	25	GLN
1	Q	111	ASN
1	Q	177	GLN
1	Q	229	ASN
1	R	25	GLN
1	R	80	HIS
1	R	83	HIS
1	R	111	ASN
1	R	177	GLN
1	R	229	ASN
1	R	316	HIS
1	S	25	GLN
1	S	82	ASN
1	S	177	GLN
1	S	229	ASN
1	S	265	GLN
1	T	25	GLN
1	T	82	ASN
1	T	83	HIS
1	T	177	GLN
1	T	229	ASN
1	U	25	GLN
1	U	82	ASN
1	U	177	GLN
1	U	229	ASN
1	U	316	HIS
1	V	25	GLN
1	V	82	ASN

*Continued on next page...*



*Continued from previous page...*

Mol	Chain	Res	Type
1	V	83	HIS
1	V	177	GLN
1	V	206	ASN
1	V	229	ASN
1	W	25	GLN
1	W	53	ASN
1	W	82	ASN
1	W	177	GLN
1	W	206	ASN
1	W	229	ASN
1	X	25	GLN
1	X	29	ASN
1	X	53	ASN
1	X	82	ASN
1	X	83	HIS
1	X	177	GLN
1	X	229	ASN

### 5.3.3 RNA [i](#)

There are no RNA molecules in this entry.

## 5.4 Non-standard residues in protein, DNA, RNA chains [i](#)

There are no non-standard protein/DNA/RNA residues in this entry.

## 5.5 Carbohydrates [i](#)

There are no carbohydrates in this entry.

## 5.6 Ligand geometry [i](#)

24 ligands are modelled in this entry.

In the following table, the Counts columns list the number of bonds (or angles) for which Mogul statistics could be retrieved, the number of bonds (or angles) that are observed in the model and the number of bonds (or angles) that are defined in the chemical component dictionary. The Link column lists molecule types, if any, to which the group is linked. The Z score for a bond length (or angle) is the number of standard deviations the observed value is removed from the expected value. A bond length (or angle) with  $|Z| > 2$  is considered an outlier worth inspection. RMSZ is the root-mean-square of all Z scores of the bond lengths (or angles).

Mol	Type	Chain	Res	Link	Bond lengths			Bond angles		
					Counts	RMSZ	# Z  > 2	Counts	RMSZ	# Z  > 2
2	5PA	A	1011	-	19,23,23	2.94	4 (21%)	28,35,35	2.28	7 (25%)
2	5PA	B	1021	1	19,23,23	2.92	4 (21%)	28,35,35	2.21	7 (25%)
2	5PA	C	1031	-	19,23,23	2.91	4 (21%)	28,35,35	2.34	8 (28%)
2	5PA	D	1041	1	19,23,23	2.93	4 (21%)	28,35,35	2.11	7 (25%)
2	5PA	E	1051	-	19,23,23	2.95	4 (21%)	28,35,35	2.19	6 (21%)
2	5PA	F	1061	-	19,23,23	2.94	4 (21%)	28,35,35	2.11	7 (25%)
2	5PA	G	1071	-	19,23,23	2.89	4 (21%)	28,35,35	2.34	7 (25%)
2	5PA	H	1081	-	19,23,23	3.02	5 (26%)	28,35,35	2.10	7 (25%)
2	5PA	I	1091	-	19,23,23	2.89	4 (21%)	28,35,35	2.13	5 (17%)
2	5PA	J	1101	-	19,23,23	2.91	5 (26%)	28,35,35	2.09	6 (21%)
2	5PA	K	1111	-	19,23,23	2.89	4 (21%)	28,35,35	2.56	6 (21%)
2	5PA	L	1121	-	19,23,23	2.94	4 (21%)	28,35,35	2.12	8 (28%)
2	5PA	M	1131	1	19,23,23	2.95	4 (21%)	28,35,35	2.12	7 (25%)
2	5PA	N	1141	-	19,23,23	2.90	4 (21%)	28,35,35	2.28	7 (25%)
2	5PA	O	1151	-	19,23,23	2.98	5 (26%)	28,35,35	1.91	6 (21%)
2	5PA	P	1161	-	19,23,23	2.92	4 (21%)	28,35,35	2.09	6 (21%)
2	5PA	Q	1171	-	19,23,23	2.93	4 (21%)	28,35,35	2.26	7 (25%)
2	5PA	R	1181	-	19,23,23	2.93	4 (21%)	28,35,35	2.13	7 (25%)
2	5PA	S	1191	-	19,23,23	2.89	4 (21%)	28,35,35	2.43	8 (28%)
2	5PA	T	1201	1	19,23,23	2.90	4 (21%)	28,35,35	2.15	7 (25%)
2	5PA	U	1211	-	19,23,23	2.91	4 (21%)	28,35,35	2.32	6 (21%)
2	5PA	V	1221	-	19,23,23	2.96	4 (21%)	28,35,35	2.17	7 (25%)
2	5PA	W	1231	-	19,23,23	2.92	4 (21%)	28,35,35	2.08	5 (17%)
2	5PA	X	1241	1	19,23,23	2.91	4 (21%)	28,35,35	2.15	8 (28%)

In the following table, the Chirals column lists the number of chiral outliers, the number of chiral centers analysed, the number of these observed in the model and the number defined in the chemical component dictionary. Similar counts are reported in the Torsion and Rings columns. '-' means no outliers of that kind were identified.

Mol	Type	Chain	Res	Link	Chirals	Torsions	Rings
2	5PA	A	1011	-	-	0/9/22/22	0/1/2/2
2	5PA	B	1021	1	-	0/9/22/22	0/1/2/2
2	5PA	C	1031	-	-	0/9/22/22	0/1/2/2
2	5PA	D	1041	1	-	0/9/22/22	0/1/2/2
2	5PA	E	1051	-	-	0/9/22/22	0/1/2/2
2	5PA	F	1061	-	-	0/9/22/22	0/1/2/2

*Continued on next page...*

*Continued from previous page...*

Mol	Type	Chain	Res	Link	Chirals	Torsions	Rings
2	5PA	G	1071	-	-	0/9/22/22	0/1/2/2
2	5PA	H	1081	-	-	0/9/22/22	0/1/2/2
2	5PA	I	1091	-	-	0/9/22/22	0/1/2/2
2	5PA	J	1101	-	-	0/9/22/22	0/1/2/2
2	5PA	K	1111	-	-	0/9/22/22	0/1/2/2
2	5PA	L	1121	-	-	0/9/22/22	0/1/2/2
2	5PA	M	1131	1	-	0/9/22/22	0/1/2/2
2	5PA	N	1141	-	-	0/9/22/22	0/1/2/2
2	5PA	O	1151	-	-	0/9/22/22	0/1/2/2
2	5PA	P	1161	-	-	0/9/22/22	0/1/2/2
2	5PA	Q	1171	-	-	0/9/22/22	0/1/2/2
2	5PA	R	1181	-	-	0/9/22/22	0/1/2/2
2	5PA	S	1191	-	-	0/9/22/22	0/1/2/2
2	5PA	T	1201	1	-	0/9/22/22	0/1/2/2
2	5PA	U	1211	-	-	0/9/22/22	0/1/2/2
2	5PA	V	1221	-	-	0/9/22/22	0/1/2/2
2	5PA	W	1231	-	-	0/9/22/22	0/1/2/2
2	5PA	X	1241	1	-	0/9/22/22	0/1/2/2

All (99) bond length outliers are listed below:

Mol	Chain	Res	Type	Atoms	Z	Observed(Å)	Ideal(Å)
2	E	1051	5PA	C4A-C4	-10.74	1.39	1.51
2	H	1081	5PA	C4A-C4	-10.73	1.39	1.51
2	V	1221	5PA	C4A-C4	-10.71	1.39	1.51
2	A	1011	5PA	C4A-C4	-10.68	1.39	1.51
2	M	1131	5PA	C4A-C4	-10.66	1.39	1.51
2	F	1061	5PA	C4A-C4	-10.64	1.39	1.51
2	D	1041	5PA	C4A-C4	-10.62	1.39	1.51
2	O	1151	5PA	C4A-C4	-10.62	1.39	1.51
2	L	1121	5PA	C4A-C4	-10.59	1.39	1.51
2	B	1021	5PA	C4A-C4	-10.58	1.39	1.51
2	R	1181	5PA	C4A-C4	-10.55	1.39	1.51
2	N	1141	5PA	C4A-C4	-10.53	1.39	1.51
2	C	1031	5PA	C4A-C4	-10.53	1.39	1.51
2	W	1231	5PA	C4A-C4	-10.51	1.39	1.51
2	U	1211	5PA	C4A-C4	-10.50	1.39	1.51
2	Q	1171	5PA	C4A-C4	-10.50	1.39	1.51
2	P	1161	5PA	C4A-C4	-10.49	1.39	1.51
2	X	1241	5PA	C4A-C4	-10.48	1.39	1.51
2	T	1201	5PA	C4A-C4	-10.47	1.39	1.51
2	K	1111	5PA	C4A-C4	-10.47	1.39	1.51

*Continued on next page...*

*Continued from previous page...*

Mol	Chain	Res	Type	Atoms	Z	Observed(Å)	Ideal(Å)
2	J	1101	5PA	C4A-C4	-10.43	1.40	1.51
2	I	1091	5PA	C4A-C4	-10.41	1.40	1.51
2	G	1071	5PA	C4A-C4	-10.37	1.40	1.51
2	S	1191	5PA	C4A-C4	-10.35	1.40	1.51
2	X	1241	5PA	C5A-C5	-4.02	1.39	1.50
2	O	1151	5PA	C5A-C5	-4.01	1.39	1.50
2	R	1181	5PA	C5A-C5	-3.99	1.39	1.50
2	D	1041	5PA	C5A-C5	-3.99	1.39	1.50
2	V	1221	5PA	C5A-C5	-3.98	1.39	1.50
2	L	1121	5PA	C5A-C5	-3.98	1.39	1.50
2	S	1191	5PA	C5A-C5	-3.97	1.39	1.50
2	G	1071	5PA	C5A-C5	-3.96	1.39	1.50
2	I	1091	5PA	C5A-C5	-3.96	1.39	1.50
2	J	1101	5PA	C5A-C5	-3.95	1.39	1.50
2	A	1011	5PA	C5A-C5	-3.95	1.39	1.50
2	B	1021	5PA	C5A-C5	-3.95	1.39	1.50
2	F	1061	5PA	C5A-C5	-3.94	1.39	1.50
2	P	1161	5PA	C5A-C5	-3.93	1.39	1.50
2	H	1081	5PA	C5A-C5	-3.93	1.39	1.50
2	W	1231	5PA	C5A-C5	-3.93	1.39	1.50
2	M	1131	5PA	C5A-C5	-3.92	1.39	1.50
2	Q	1171	5PA	C5A-C5	-3.92	1.39	1.50
2	U	1211	5PA	C5A-C5	-3.91	1.39	1.50
2	N	1141	5PA	C5A-C5	-3.90	1.39	1.50
2	E	1051	5PA	C5A-C5	-3.89	1.39	1.50
2	T	1201	5PA	C5A-C5	-3.88	1.39	1.50
2	C	1031	5PA	C5A-C5	-3.86	1.39	1.50
2	K	1111	5PA	C5A-C5	-3.81	1.40	1.50
2	M	1131	5PA	C4A-N	-2.17	1.32	1.45
2	H	1081	5PA	C4A-N	-2.13	1.32	1.45
2	P	1161	5PA	C4A-N	-2.13	1.32	1.45
2	F	1061	5PA	C4A-N	-2.12	1.32	1.45
2	O	1151	5PA	C4A-N	-2.12	1.32	1.45
2	Q	1171	5PA	C4A-N	-2.11	1.32	1.45
2	U	1211	5PA	C4A-N	-2.11	1.32	1.45
2	L	1121	5PA	C4A-N	-2.11	1.32	1.45
2	V	1221	5PA	C4A-N	-2.11	1.32	1.45
2	N	1141	5PA	C4A-N	-2.11	1.32	1.45
2	R	1181	5PA	C4A-N	-2.10	1.32	1.45
2	T	1201	5PA	C4A-N	-2.10	1.32	1.45
2	E	1051	5PA	C4A-N	-2.10	1.32	1.45
2	D	1041	5PA	C4A-N	-2.10	1.32	1.45

*Continued on next page...*

*Continued from previous page...*

Mol	Chain	Res	Type	Atoms	Z	Observed(Å)	Ideal(Å)
2	K	1111	5PA	C4A-N	-2.09	1.32	1.45
2	A	1011	5PA	C4A-N	-2.09	1.32	1.45
2	I	1091	5PA	C4A-N	-2.08	1.32	1.45
2	C	1031	5PA	C4A-N	-2.08	1.32	1.45
2	G	1071	5PA	C4A-N	-2.08	1.32	1.45
2	B	1021	5PA	C4A-N	-2.08	1.32	1.45
2	S	1191	5PA	C4A-N	-2.08	1.32	1.45
2	X	1241	5PA	C4A-N	-2.08	1.32	1.45
2	J	1101	5PA	C4A-N	-2.07	1.32	1.45
2	W	1231	5PA	C4A-N	-2.07	1.32	1.45
2	O	1151	5PA	O4P-C5A	-2.02	1.36	1.44
2	J	1101	5PA	O4P-C5A	-2.00	1.36	1.44
2	H	1081	5PA	C10-C9	2.51	1.56	1.50
2	M	1131	5PA	P-O1P	2.99	1.61	1.51
2	S	1191	5PA	P-O1P	3.00	1.61	1.51
2	E	1051	5PA	P-O1P	3.01	1.61	1.51
2	D	1041	5PA	P-O1P	3.01	1.61	1.51
2	N	1141	5PA	P-O1P	3.02	1.61	1.51
2	C	1031	5PA	P-O1P	3.02	1.61	1.51
2	A	1011	5PA	P-O1P	3.03	1.61	1.51
2	H	1081	5PA	P-O1P	3.03	1.61	1.51
2	T	1201	5PA	P-O1P	3.03	1.61	1.51
2	V	1221	5PA	P-O1P	3.03	1.61	1.51
2	B	1021	5PA	P-O1P	3.03	1.61	1.51
2	I	1091	5PA	P-O1P	3.03	1.61	1.51
2	U	1211	5PA	P-O1P	3.04	1.61	1.51
2	J	1101	5PA	P-O1P	3.04	1.61	1.51
2	F	1061	5PA	P-O1P	3.05	1.61	1.51
2	P	1161	5PA	P-O1P	3.07	1.61	1.51
2	Q	1171	5PA	P-O1P	3.07	1.61	1.51
2	R	1181	5PA	P-O1P	3.07	1.61	1.51
2	K	1111	5PA	P-O1P	3.08	1.61	1.51
2	X	1241	5PA	P-O1P	3.08	1.61	1.51
2	G	1071	5PA	P-O1P	3.08	1.61	1.51
2	L	1121	5PA	P-O1P	3.08	1.61	1.51
2	O	1151	5PA	P-O1P	3.09	1.61	1.51
2	W	1231	5PA	P-O1P	3.09	1.61	1.51

All (162) bond angle outliers are listed below:

Mol	Chain	Res	Type	Atoms	Z	Observed(°)	Ideal(°)
2	R	1181	5PA	C9-C8-N	-4.47	112.70	117.36

*Continued on next page...*

*Continued from previous page...*

Mol	Chain	Res	Type	Atoms	Z	Observed(°)	Ideal(°)
2	U	1211	5PA	C9-C8-N	-4.22	112.96	117.36
2	T	1201	5PA	C9-C8-N	-3.71	113.49	117.36
2	L	1121	5PA	C9-C8-N	-3.33	113.89	117.36
2	M	1131	5PA	C9-C8-N	-3.25	113.97	117.36
2	K	1111	5PA	C9-C8-N	-3.18	114.05	117.36
2	V	1221	5PA	C9-C8-N	-2.94	114.30	117.36
2	D	1041	5PA	O4P-P-O1P	-2.93	99.69	107.14
2	M	1131	5PA	O4P-P-O1P	-2.90	99.76	107.14
2	S	1191	5PA	C9-C8-N	-2.88	114.36	117.36
2	G	1071	5PA	C9-C8-N	-2.65	114.59	117.36
2	C	1031	5PA	O4P-P-O1P	-2.63	100.46	107.14
2	A	1011	5PA	C9-C8-N	-2.56	114.69	117.36
2	B	1021	5PA	O4P-P-O1P	-2.54	100.67	107.14
2	X	1241	5PA	C9-C8-N	-2.53	114.72	117.36
2	P	1161	5PA	C9-C8-N	-2.52	114.73	117.36
2	S	1191	5PA	O4P-P-O1P	-2.48	100.82	107.14
2	O	1151	5PA	O4P-P-O1P	-2.47	100.86	107.14
2	F	1061	5PA	O4P-P-O1P	-2.34	101.17	107.14
2	C	1031	5PA	C9-C8-N	-2.33	114.93	117.36
2	R	1181	5PA	O4P-P-O1P	-2.32	101.23	107.14
2	B	1021	5PA	C9-C8-N	-2.31	114.95	117.36
2	D	1041	5PA	C9-C8-N	-2.29	114.97	117.36
2	Q	1171	5PA	C7-C8-N	-2.23	113.13	116.74
2	E	1051	5PA	O4P-P-O1P	-2.23	101.48	107.14
2	N	1141	5PA	C9-C8-N	-2.18	115.09	117.36
2	A	1011	5PA	O4P-P-O1P	-2.16	101.64	107.14
2	H	1081	5PA	C7-C8-N	-2.15	113.25	116.74
2	F	1061	5PA	C9-C8-N	-2.10	115.17	117.36
2	Q	1171	5PA	O4P-P-O1P	-2.06	101.91	107.14
2	V	1221	5PA	O4P-P-O1P	-2.05	101.91	107.14
2	N	1141	5PA	O4P-P-O1P	-2.03	101.97	107.14
2	T	1201	5PA	O4P-P-O1P	-2.02	102.00	107.14
2	L	1121	5PA	O3-C3-C2	2.05	121.23	117.66
2	H	1081	5PA	C10-C8-C9	2.19	61.37	58.80
2	X	1241	5PA	C6-C5-C4	2.21	119.74	118.09
2	C	1031	5PA	C4A-C4-C5	2.25	121.72	119.71
2	L	1121	5PA	C6-C5-C4	2.29	119.80	118.09
2	S	1191	5PA	C4-C4A-N	2.51	118.98	111.91
2	G	1071	5PA	C4-C4A-N	2.55	119.10	111.91
2	L	1121	5PA	C4A-N-C8	2.65	122.19	116.82
2	M	1131	5PA	C4A-N-C8	2.65	122.19	116.82
2	R	1181	5PA	C4A-N-C8	2.73	122.36	116.82

*Continued on next page...*

*Continued from previous page...*

Mol	Chain	Res	Type	Atoms	Z	Observed(°)	Ideal(°)
2	X	1241	5PA	C4A-C4-C5	2.75	122.16	119.71
2	C	1031	5PA	O3P-P-O2P	2.78	117.95	107.38
2	J	1101	5PA	C4A-C4-C5	2.78	122.19	119.71
2	B	1021	5PA	O3P-P-O2P	2.79	118.00	107.38
2	W	1231	5PA	O3P-P-O2P	2.80	118.06	107.38
2	K	1111	5PA	O3P-P-O2P	2.81	118.06	107.38
2	G	1071	5PA	C4A-C4-C5	2.82	122.22	119.71
2	S	1191	5PA	C4A-C4-C5	2.84	122.24	119.71
2	U	1211	5PA	O3P-P-O2P	2.84	118.19	107.38
2	U	1211	5PA	C4A-N-C8	2.84	122.59	116.82
2	Q	1171	5PA	O3P-P-O2P	2.85	118.22	107.38
2	I	1091	5PA	O3P-P-O2P	2.86	118.25	107.38
2	A	1011	5PA	O3P-P-O2P	2.86	118.26	107.38
2	G	1071	5PA	O3P-P-O2P	2.86	118.27	107.38
2	T	1201	5PA	C4A-N-C8	2.87	122.65	116.82
2	N	1141	5PA	C4-C4A-N	2.87	119.99	111.91
2	N	1141	5PA	O3P-P-O2P	2.89	118.37	107.38
2	M	1131	5PA	O3P-P-O2P	2.92	118.50	107.38
2	D	1041	5PA	O3P-P-O2P	2.93	118.53	107.38
2	S	1191	5PA	O3P-P-O2P	2.93	118.53	107.38
2	H	1081	5PA	C10-C8-N	2.93	120.41	117.36
2	E	1051	5PA	O3P-P-O2P	2.94	118.58	107.38
2	R	1181	5PA	O3P-P-O2P	2.94	118.58	107.38
2	J	1101	5PA	O3P-P-O2P	2.94	118.58	107.38
2	F	1061	5PA	O3P-P-O2P	2.95	118.60	107.38
2	T	1201	5PA	O3P-P-O2P	2.96	118.65	107.38
2	X	1241	5PA	O3P-P-O2P	2.97	118.68	107.38
2	P	1161	5PA	O3P-P-O2P	2.98	118.72	107.38
2	O	1151	5PA	O3P-P-O2P	3.02	118.86	107.38
2	C	1031	5PA	C4-C4A-N	3.02	120.41	111.91
2	X	1241	5PA	C4A-N-C8	3.02	122.96	116.82
2	Q	1171	5PA	C4-C4A-N	3.03	120.44	111.91
2	V	1221	5PA	O3P-P-O2P	3.04	118.94	107.38
2	O	1151	5PA	C4A-N-C8	3.16	123.23	116.82
2	H	1081	5PA	O3P-P-O2P	3.17	119.44	107.38
2	W	1231	5PA	C4A-N-C8	3.22	123.36	116.82
2	L	1121	5PA	O3P-P-O2P	3.23	119.67	107.38
2	H	1081	5PA	C4-C4A-N	3.24	121.01	111.91
2	K	1111	5PA	C4-C4A-N	3.24	121.02	111.91
2	E	1051	5PA	C4A-N-C8	3.25	123.42	116.82
2	H	1081	5PA	C4A-N-C8	3.27	123.46	116.82
2	W	1231	5PA	C10-C8-N	3.31	120.81	117.36

*Continued on next page...*

*Continued from previous page...*

Mol	Chain	Res	Type	Atoms	Z	Observed(°)	Ideal(°)
2	D	1041	5PA	C4-C4A-N	3.31	121.23	111.91
2	P	1161	5PA	C4A-N-C8	3.35	123.61	116.82
2	F	1061	5PA	C4-C4A-N	3.35	121.33	111.91
2	A	1011	5PA	C4-C4A-N	3.37	121.39	111.91
2	V	1221	5PA	C4-C4A-N	3.39	121.44	111.91
2	B	1021	5PA	C4-C4A-N	3.39	121.44	111.91
2	V	1221	5PA	C4A-N-C8	3.39	123.70	116.82
2	F	1061	5PA	C4A-N-C8	3.40	123.72	116.82
2	O	1151	5PA	C10-C8-N	3.41	120.91	117.36
2	J	1101	5PA	C4-C4A-N	3.44	121.58	111.91
2	I	1091	5PA	C4A-N-C8	3.46	123.84	116.82
2	J	1101	5PA	C10-C8-N	3.56	121.06	117.36
2	D	1041	5PA	C4A-N-C8	3.59	124.10	116.82
2	C	1031	5PA	C4A-N-C8	3.61	124.14	116.82
2	J	1101	5PA	C4A-N-C8	3.61	124.14	116.82
2	B	1021	5PA	C4A-N-C8	3.62	124.16	116.82
2	E	1051	5PA	C4-C4A-N	3.62	122.10	111.91
2	P	1161	5PA	C4-C4A-N	3.65	122.17	111.91
2	X	1241	5PA	C4-C4A-N	3.67	122.24	111.91
2	R	1181	5PA	C4-C4A-N	3.76	122.49	111.91
2	T	1201	5PA	C4-C4A-N	3.81	122.61	111.91
2	L	1121	5PA	C4-C4A-N	3.82	122.64	111.91
2	I	1091	5PA	C10-C8-N	3.88	121.40	117.36
2	M	1131	5PA	C4-C4A-N	3.94	123.00	111.91
2	U	1211	5PA	C4-C4A-N	4.01	123.18	111.91
2	O	1151	5PA	C4-C4A-N	4.01	123.20	111.91
2	I	1091	5PA	C4-C4A-N	4.12	123.51	111.91
2	A	1011	5PA	C4A-N-C8	4.16	125.26	116.82
2	Q	1171	5PA	C4A-N-C8	4.19	125.31	116.82
2	W	1231	5PA	C4-C4A-N	4.24	123.84	111.91
2	X	1241	5PA	C10-C8-N	4.27	121.81	117.36
2	K	1111	5PA	C4A-N-C8	4.30	125.53	116.82
2	E	1051	5PA	C10-C8-N	4.33	121.86	117.36
2	T	1201	5PA	C10-C8-N	4.33	121.87	117.36
2	F	1061	5PA	C10-C8-N	4.33	121.87	117.36
2	N	1141	5PA	C4A-N-C8	4.34	125.62	116.82
2	G	1071	5PA	C4A-N-C8	4.36	125.67	116.82
2	P	1161	5PA	C10-C8-N	4.53	122.08	117.36
2	B	1021	5PA	C10-C8-N	4.54	122.09	117.36
2	S	1191	5PA	C4A-N-C8	4.55	126.05	116.82
2	D	1041	5PA	C10-C8-N	4.58	122.13	117.36
2	V	1221	5PA	C10-C8-N	4.62	122.17	117.36

*Continued on next page...*



*Continued from previous page...*

Mol	Chain	Res	Type	Atoms	Z	Observed(°)	Ideal(°)
2	C	1031	5PA	C10-C8-N	4.65	122.20	117.36
2	U	1211	5PA	C10-C8-N	4.75	122.31	117.36
2	G	1071	5PA	C10-C8-N	4.78	122.34	117.36
2	R	1181	5PA	C10-C8-N	4.91	122.47	117.36
2	S	1191	5PA	C10-C8-N	4.93	122.49	117.36
2	Q	1171	5PA	C10-C8-N	5.00	122.57	117.36
2	A	1011	5PA	C10-C8-N	5.06	122.63	117.36
2	L	1121	5PA	O4P-C5A-C5	5.10	117.43	108.99
2	M	1131	5PA	C10-C8-N	5.15	122.72	117.36
2	L	1121	5PA	C10-C8-N	5.26	122.84	117.36
2	N	1141	5PA	C10-C8-N	5.28	122.86	117.36
2	K	1111	5PA	C10-C8-N	5.28	122.86	117.36
2	O	1151	5PA	O4P-C5A-C5	5.34	117.83	108.99
2	R	1181	5PA	O4P-C5A-C5	5.52	118.11	108.99
2	M	1131	5PA	O4P-C5A-C5	5.60	118.25	108.99
2	P	1161	5PA	O4P-C5A-C5	6.02	118.94	108.99
2	D	1041	5PA	O4P-C5A-C5	6.14	119.15	108.99
2	X	1241	5PA	O4P-C5A-C5	6.67	120.02	108.99
2	T	1201	5PA	O4P-C5A-C5	6.72	120.11	108.99
2	F	1061	5PA	O4P-C5A-C5	6.81	120.25	108.99
2	J	1101	5PA	O4P-C5A-C5	6.83	120.28	108.99
2	W	1231	5PA	O4P-C5A-C5	6.87	120.34	108.99
2	V	1221	5PA	O4P-C5A-C5	6.94	120.46	108.99
2	H	1081	5PA	O4P-C5A-C5	7.00	120.56	108.99
2	N	1141	5PA	O4P-C5A-C5	7.34	121.12	108.99
2	A	1011	5PA	O4P-C5A-C5	7.34	121.13	108.99
2	I	1091	5PA	O4P-C5A-C5	7.36	121.17	108.99
2	Q	1171	5PA	O4P-C5A-C5	7.41	121.24	108.99
2	B	1021	5PA	O4P-C5A-C5	7.44	121.29	108.99
2	E	1051	5PA	O4P-C5A-C5	7.61	121.57	108.99
2	G	1071	5PA	O4P-C5A-C5	7.62	121.59	108.99
2	U	1211	5PA	O4P-C5A-C5	7.92	122.09	108.99
2	S	1191	5PA	O4P-C5A-C5	8.02	122.25	108.99
2	C	1031	5PA	O4P-C5A-C5	8.12	122.41	108.99
2	K	1111	5PA	O4P-C5A-C5	9.42	124.57	108.99

There are no chirality outliers.

There are no torsion outliers.

There are no ring outliers.

24 monomers are involved in 197 short contacts:

Mol	Chain	Res	Type	Clashes	Symm-Clashes
2	A	1011	5PA	5	0
2	B	1021	5PA	8	0
2	C	1031	5PA	6	0
2	D	1041	5PA	7	0
2	E	1051	5PA	7	0
2	F	1061	5PA	15	0
2	G	1071	5PA	3	0
2	H	1081	5PA	7	0
2	I	1091	5PA	13	0
2	J	1101	5PA	9	0
2	K	1111	5PA	11	0
2	L	1121	5PA	6	0
2	M	1131	5PA	10	0
2	N	1141	5PA	4	0
2	O	1151	5PA	6	0
2	P	1161	5PA	10	0
2	Q	1171	5PA	15	0
2	R	1181	5PA	14	0
2	S	1191	5PA	9	0
2	T	1201	5PA	6	0
2	U	1211	5PA	6	0
2	V	1221	5PA	7	0
2	W	1231	5PA	8	0
2	X	1241	5PA	5	0

## 5.7 Other polymers [i](#)

There are no such residues in this entry.

## 5.8 Polymer linkage issues [i](#)

There are no chain breaks in this entry.

## 6 Fit of model and data ⓘ

### 6.1 Protein, DNA and RNA chains ⓘ

EDS was not executed - this section will therefore be empty.

### 6.2 Non-standard residues in protein, DNA, RNA chains ⓘ

EDS was not executed - this section will therefore be empty.

### 6.3 Carbohydrates ⓘ

EDS was not executed - this section will therefore be empty.

### 6.4 Ligands ⓘ

EDS was not executed - this section will therefore be empty.

### 6.5 Other polymers ⓘ

EDS was not executed - this section will therefore be empty.