



Full wwPDB X-ray Structure Validation Report ⓘ

Jan 31, 2016 – 08:28 PM GMT

PDB ID : 1KFU
Title : Crystal Structure of Human m-Calpain Form II
Authors : Strobl, S.; Fernandez-Catalan, C.; Braun, M.; Huber, R.; Masumoto, H.; Nakagawa, K.; Irie, A.; Sorimachi, H.; Bourenkow, G.; Bartunik, H.; Suzuki, K.; Bode, W.
Deposited on : 2001-11-23
Resolution : 2.50 Å(reported)

This is a Full wwPDB X-ray Structure Validation Report for a publicly released PDB entry.
We welcome your comments at validation@mail.wwpdb.org
A user guide is available at
<http://wwpdb.org/validation/2016/XrayValidationReportHelp>
with specific help available everywhere you see the ⓘ symbol.

The following versions of software and data (see [references ⓘ](#)) were used in the production of this report:

MolProbity : 4.02b-467
Mogul : 1.7 (RC4), CSD as536be (2015)
Xtriage (Phenix) : **NOT EXECUTED**
EDS : **NOT EXECUTED**
Percentile statistics : 20151230.v01 (using entries in the PDB archive December 30th 2015)
Ideal geometry (proteins) : Engh & Huber (2001)
Ideal geometry (DNA, RNA) : Parkinson et al. (1996)
Validation Pipeline (wwPDB-VP) : trunk26865

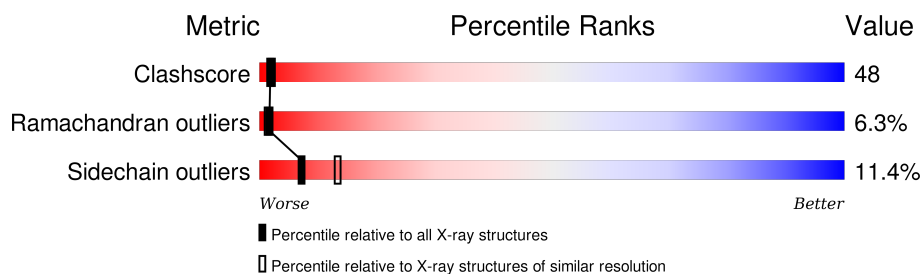
1 Overall quality at a glance

The following experimental techniques were used to determine the structure:

X-RAY DIFFRACTION

The reported resolution of this entry is 2.50 Å.

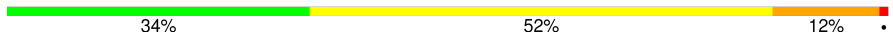

Percentile scores (ranging between 0-100) for global validation metrics of the entry are shown in the following graphic. The table shows the number of entries on which the scores are based.



Metric	Whole archive (#Entries)	Similar resolution (#Entries, resolution range(Å))
Clashscore	102246	4242 (2.50-2.50)
Ramachandran outliers	100387	4156 (2.50-2.50)
Sidechain outliers	100360	4158 (2.50-2.50)

The table below summarises the geometric issues observed across the polymeric chains and their fit to the electron density. The red, orange, yellow and green segments on the lower bar indicate the fraction of residues that contain outliers for ≥ 3 , 2, 1 and 0 types of geometric quality criteria. A grey segment represents the fraction of residues that are not modelled. The numeric value for each fraction is indicated below the corresponding segment, with a dot representing fractions $\leq 5\%$. The upper red bar (where present) indicates the fraction of residues that have poor fit to the electron density. The numeric value is given above the bar.

Note EDS was not executed.

Mol	Chain	Length	Quality of chain
1	L	699	
2	S	184	

2 Entry composition

There are 3 unique types of molecules in this entry. The entry contains 7530 atoms, of which 0 are hydrogens and 0 are deuteriums.

In the tables below, the ZeroOcc column contains the number of atoms modelled with zero occupancy, the AltConf column contains the number of residues with at least one atom in alternate conformation and the Trace column contains the number of residues modelled with at most 2 atoms.

- Molecule 1 is a protein called M-CALPAIN LARGE SUBUNIT.

Mol	Chain	Residues	Atoms					ZeroOcc	AltConf	Trace
1	L	699	Total	C	N	O	S	0	0	0
			5628	3568	955	1079	26			

- Molecule 2 is a protein called M-CALPAIN SMALL SUBUNIT.

Mol	Chain	Residues	Atoms					ZeroOcc	AltConf	Trace
2	S	184	Total	C	N	O	S	10	0	0
			1491	935	255	290	11			

- Molecule 3 is water.

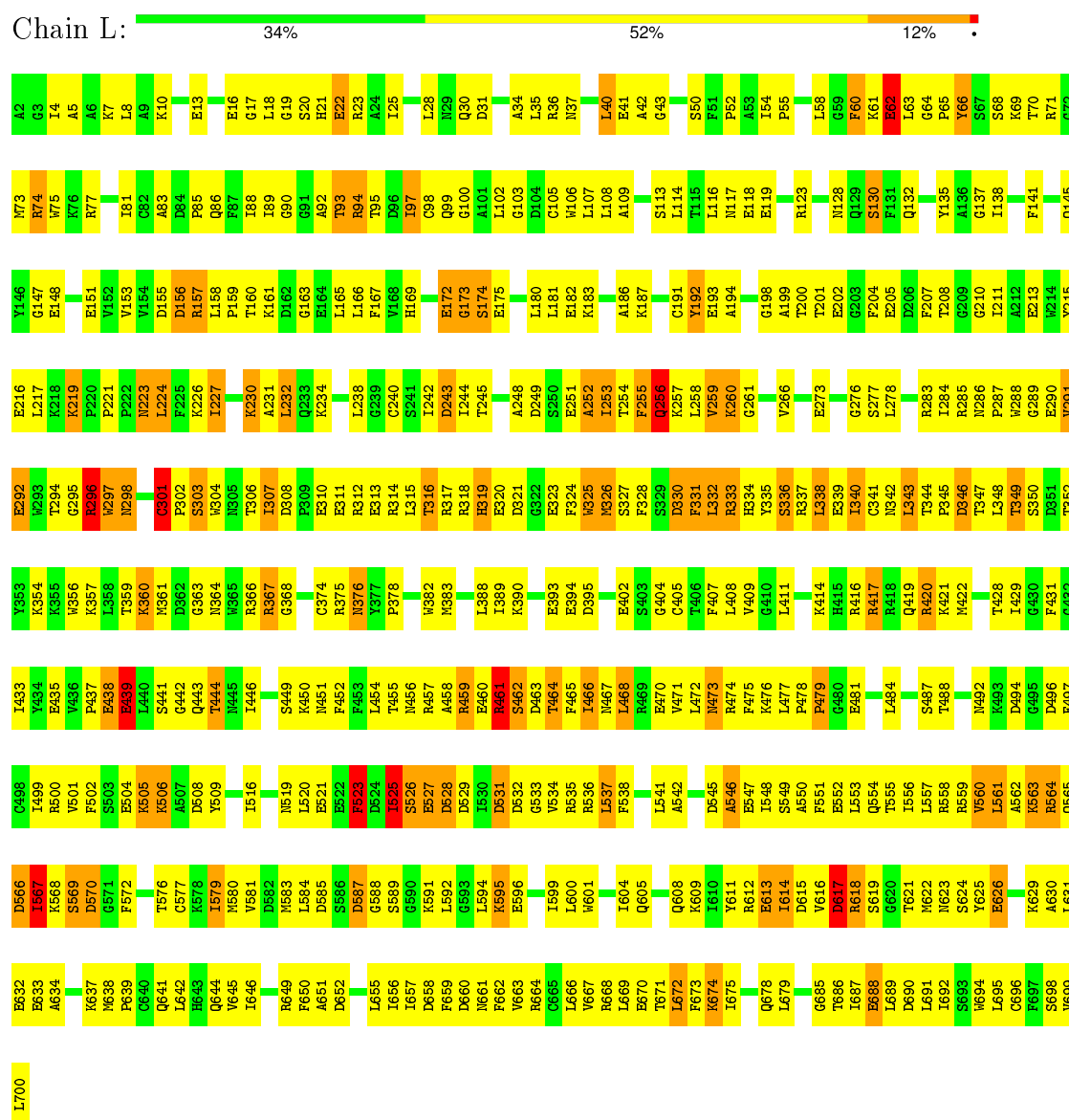
Mol	Chain	Residues	Atoms		ZeroOcc	AltConf
3	L	287	Total	O	0	0
			287	287		
3	S	124	Total	O	0	0
			124	124		

3 Residue-property plots

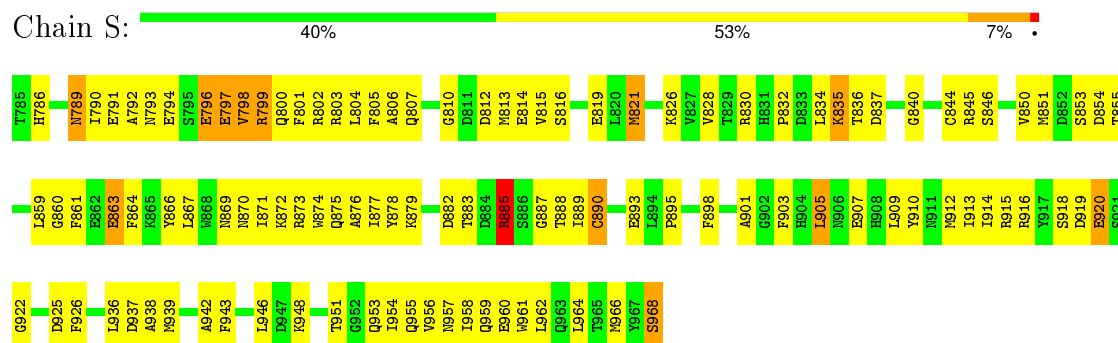
These plots are drawn for all protein, RNA and DNA chains in the entry. The first graphic for a chain summarises the proportions of errors displayed in the second graphic. The second graphic shows the sequence view annotated by issues in geometry and electron density. Residues are color-coded according to the number of geometric quality criteria for which they contain at least one outlier: green = 0, yellow = 1, orange = 2 and red = 3 or more. A red dot above a residue indicates a poor fit to the electron density ($RSRZ > 2$). Stretches of 2 or more consecutive residues without any outlier are shown as a green connector. Residues present in the sample, but not in the model, are shown in grey.

Note EDS was not executed.

• Molecule 1: M-CALPAIN LARGE SUBUNIT



• Molecule 2: M-CALPAIN SMALL SUBUNIT



4 Data and refinement statistics

Xtriage (Phenix) and EDS were not executed - this section will therefore be incomplete.

Property	Value	Source
Space group	P 1 21 1	Depositor
Cell constants a, b, c, α , β , γ	51.88Å 169.84Å 64.44Å 90.00° 95.12° 90.00°	Depositor
Resolution (Å)	30.00 – 2.50	Depositor
% Data completeness (in resolution range)	(Not available) (30.00-2.50)	Depositor
R_{merge}	0.04	Depositor
R_{sym}	(Not available)	Depositor
Refinement program	CNS	Depositor
R, R_{free}	0.221 , 0.276	Depositor
Estimated twinning fraction	No twinning to report.	Xtriage
Total number of atoms	7530	wwPDB-VP
Average B, all atoms (Å ²)	17.0	wwPDB-VP

5 Model quality

5.1 Standard geometry

The Z score for a bond length (or angle) is the number of standard deviations the observed value is removed from the expected value. A bond length (or angle) with $|Z| > 5$ is considered an outlier worth inspection. RMSZ is the root-mean-square of all Z scores of the bond lengths (or angles).

Mol	Chain	Bond lengths		Bond angles	
		RMSZ	$\# Z > 5$	RMSZ	$\# Z > 5$
1	L	0.64	5/5752 (0.1%)	0.83	8/7768 (0.1%)
2	S	0.58	2/1520 (0.1%)	0.73	1/2046 (0.0%)
All	All	0.63	7/7272 (0.1%)	0.81	9/9814 (0.1%)

All (7) bond length outliers are listed below:

Mol	Chain	Res	Type	Atoms	Z	Observed(Å)	Ideal(Å)
1	L	696	CYS	CB-SG	8.07	1.96	1.82
1	L	301	CYS	CB-SG	-7.64	1.69	1.82
2	S	968	SER	C-O	6.41	1.35	1.23
2	S	968	SER	C-OXT	6.00	1.34	1.23
1	L	62	GLU	C-N	-5.92	1.20	1.34
1	L	325	TRP	NE1-CE2	-5.05	1.30	1.37
1	L	462	SER	N-CA	5.01	1.56	1.46

All (9) bond angle outliers are listed below:

Mol	Chain	Res	Type	Atoms	Z	Observed(°)	Ideal(°)
2	S	968	SER	CA-C-O	7.14	135.09	120.10
1	L	459	ARG	NE-CZ-NH2	6.75	123.67	120.30
1	L	62	GLU	C-N-CA	6.71	138.47	121.70
1	L	461	ARG	NE-CZ-NH2	6.37	123.49	120.30
1	L	326	MET	CG-SD-CE	6.25	110.20	100.20
1	L	308	ASP	N-CA-C	-5.34	96.58	111.00
1	L	296	ARG	N-CA-C	-5.31	96.66	111.00
1	L	696	CYS	CA-CB-SG	5.11	123.20	114.00
1	L	255	PHE	O-C-N	5.06	130.80	122.70

There are no chirality outliers.

There are no planarity outliers.

5.2 Too-close contacts ⓘ

In the following table, the Non-H and H(model) columns list the number of non-hydrogen atoms and hydrogen atoms in the chain respectively. The H(added) column lists the number of hydrogen atoms added and optimized by MolProbity. The Clashes column lists the number of clashes within the asymmetric unit, whereas Symm-Clashes lists symmetry related clashes.

Mol	Chain	Non-H	H(model)	H(added)	Clashes	Symm-Clashes
1	L	5628	0	5466	563	0
2	S	1491	0	1423	135	0
3	L	287	0	0	21	0
3	S	124	0	0	10	0
All	All	7530	0	6889	668	0

The all-atom clashscore is defined as the number of clashes found per 1000 atoms (including hydrogen atoms). The all-atom clashscore for this structure is 48.

All (668) close contacts within the same asymmetric unit are listed below, sorted by their clash magnitude.

Atom-1	Atom-2	Interatomic distance (Å)	Clash overlap (Å)
1:L:248:ALA:O	1:L:259:VAL:HG12	1.36	1.21
1:L:525:ILE:HG22	1:L:595:LYS:HD2	1.27	1.17
1:L:61:LYS:H	1:L:64:GLY:HA3	1.05	1.11
2:S:869:ASN:HA	2:S:872:LYS:HE2	1.24	1.10
1:L:74:ARG:HD2	1:L:74:ARG:H	1.10	1.09
2:S:799:ARG:HD3	2:S:802:ARG:HD2	1.36	1.08
1:L:61:LYS:N	1:L:64:GLY:HA3	1.67	1.06
1:L:506:LYS:H	1:L:506:LYS:HD2	1.20	1.05
1:L:248:ALA:O	1:L:259:VAL:CG1	2.07	1.02
1:L:116:LEU:HD22	1:L:285:ARG:HH12	1.18	1.02
1:L:61:LYS:HE3	1:L:66:TYR:HB3	1.41	1.01
1:L:315:LEU:HA	1:L:318:ARG:HH21	1.25	0.98
1:L:516:ILE:HD11	2:S:959:GLN:HG2	1.44	0.97
1:L:450:LYS:HG2	1:L:454:LEU:HD11	1.48	0.95
1:L:204:PHE:HB3	1:L:340:ILE:HG13	1.46	0.95
2:S:905:LEU:H	2:S:905:LEU:HD22	1.28	0.95
1:L:116:LEU:HD22	1:L:285:ARG:NH1	1.81	0.94
1:L:253:ILE:HG22	1:L:254:THR:H	1.29	0.94
1:L:61:LYS:HE3	1:L:66:TYR:CB	1.96	0.94
1:L:315:LEU:HA	1:L:318:ARG:NH2	1.83	0.93
1:L:561:LEU:H	1:L:561:LEU:HD23	1.34	0.91
1:L:525:ILE:CG2	1:L:595:LYS:HD2	1.99	0.91
2:S:957:ASN:HB2	3:S:221:HOH:O	1.70	0.90

Continued on next page...

Continued from previous page...

Atom-1	Atom-2	Interatomic distance (Å)	Clash overlap (Å)
1:L:431:PHE:H	1:L:462:SER:HB2	1.36	0.90
1:L:588:GLY:HA2	2:S:915:ARG:HH12	1.36	0.88
1:L:374:CYS:SG	3:L:838:HOH:O	2.31	0.86
1:L:208:THR:HG22	1:L:210:GLY:H	1.41	0.85
1:L:77:ARG:HD3	1:L:156:ASP:OD2	1.77	0.85
1:L:28:LEU:HD13	1:L:50:SER:HB3	1.58	0.84
1:L:74:ARG:HD2	1:L:74:ARG:N	1.91	0.84
1:L:626:GLU:HG3	1:L:629:LYS:HD2	1.55	0.84
1:L:74:ARG:CD	1:L:74:ARG:H	1.91	0.84
1:L:4:ILE:HD11	2:S:964:LEU:HA	1.60	0.84
1:L:296:ARG:HG3	1:L:317:ARG:NH1	1.93	0.83
1:L:668:ARG:O	1:L:672:LEU:HD22	1.78	0.83
1:L:52:PRO:HB2	1:L:54:ILE:HG12	1.59	0.83
1:L:204:PHE:HB3	1:L:340:ILE:CG1	2.09	0.82
1:L:71:ARG:O	1:L:161:LYS:HE2	1.79	0.82
1:L:560:VAL:HB	1:L:561:LEU:HD23	1.62	0.82
1:L:442:GLY:HA2	1:L:446:ILE:HB	1.60	0.81
2:S:799:ARG:NH1	2:S:802:ARG:HD3	1.95	0.81
1:L:506:LYS:CD	1:L:506:LYS:H	1.92	0.81
1:L:506:LYS:HD2	1:L:506:LYS:N	1.96	0.80
1:L:86:GLN:O	1:L:175:GLU:HA	1.82	0.80
1:L:626:GLU:HA	1:L:629:LYS:NZ	1.97	0.80
2:S:873:ARG:HD2	3:S:268:HOH:O	1.81	0.80
1:L:208:THR:HG21	1:L:340:ILE:HG21	1.63	0.79
2:S:797:GLU:HG3	2:S:798:VAL:H	1.45	0.79
1:L:698:SER:HB2	2:S:939:MET:HG3	1.63	0.79
1:L:617:ASP:O	1:L:619:SER:N	2.15	0.78
1:L:13:GLU:OE1	1:L:23:ARG:NH2	2.15	0.78
1:L:563:LYS:O	1:L:564:ARG:HB2	1.82	0.78
1:L:549:SER:HA	1:L:591:LYS:HA	1.65	0.78
1:L:405:CYS:SG	1:L:479:PRO:HG3	2.25	0.77
1:L:428:THR:HG22	1:L:465:PHE:HB3	1.63	0.77
1:L:156:ASP:HA	1:L:180:LEU:HD21	1.66	0.77
1:L:588:GLY:HA2	2:S:915:ARG:NH1	1.99	0.77
1:L:253:ILE:HG13	1:L:332:LEU:HD22	1.66	0.77
2:S:877:ILE:HD13	2:S:901:ALA:HA	1.67	0.77
1:L:663:VAL:O	1:L:667:VAL:HG23	1.84	0.76
1:L:258:LEU:HB3	1:L:260:LYS:HD2	1.67	0.76
1:L:505:LYS:HG3	1:L:506:LYS:NZ	2.01	0.76
1:L:31:ASP:HB3	1:L:34:ALA:HB3	1.66	0.76
1:L:242:ILE:O	1:L:261:GLY:HA2	1.86	0.76

Continued on next page...

Continued from previous page...

Atom-1	Atom-2	Interatomic distance (Å)	Clash overlap (Å)
1:L:361:MET:HG3	1:L:509:TYR:CE2	2.21	0.75
1:L:116:LEU:CD2	1:L:285:ARG:HH12	1.97	0.75
1:L:248:ALA:C	1:L:259:VAL:CG1	2.54	0.75
1:L:217:LEU:HD22	1:L:331:PHE:HE2	1.49	0.75
1:L:347:THR:O	1:L:349:THR:N	2.20	0.75
1:L:669:LEU:O	1:L:673:PHE:HD2	1.69	0.74
1:L:699:VAL:HG11	2:S:912:MET:HB3	1.69	0.74
1:L:208:THR:HG21	1:L:340:ILE:CG2	2.17	0.74
1:L:554:GLN:CG	1:L:558:ARG:HH22	2.00	0.74
1:L:256:GLN:HB3	3:L:870:HOH:O	1.87	0.74
1:L:637:LYS:O	1:L:638:MET:HG3	1.88	0.73
1:L:255:PHE:HD2	1:L:333:ARG:HB3	1.53	0.73
1:L:301:CYS:O	1:L:303:SER:N	2.19	0.73
1:L:361:MET:HG3	1:L:509:TYR:HE2	1.54	0.73
1:L:328:PHE:C	1:L:330:ASP:H	1.92	0.73
1:L:256:GLN:H	1:L:256:GLN:CD	1.90	0.73
1:L:95:THR:HG22	1:L:97:ILE:HG22	1.70	0.73
2:S:910:TYR:O	2:S:914:ILE:HG12	1.89	0.72
1:L:561:LEU:N	1:L:561:LEU:HD23	2.03	0.72
3:L:916:HOH:O	2:S:790:ILE:HD12	1.90	0.72
1:L:450:LYS:HG2	1:L:454:LEU:CD1	2.18	0.72
1:L:259:VAL:O	1:L:259:VAL:CG1	2.38	0.71
1:L:660:ASP:O	1:L:663:VAL:HG22	1.90	0.71
1:L:248:ALA:C	1:L:259:VAL:HG11	2.10	0.71
1:L:296:ARG:HG2	3:L:821:HOH:O	1.91	0.71
2:S:879:LYS:HB3	2:S:885:ARG:NH2	2.05	0.71
1:L:537:LEU:H	1:L:537:LEU:HD23	1.55	0.71
1:L:595:LYS:O	1:L:599:ILE:HG12	1.91	0.71
1:L:285:ARG:O	1:L:287:PRO:HD3	1.91	0.71
1:L:433:ILE:HG22	1:L:461:ARG:HA	1.71	0.71
1:L:414:LYS:HD2	1:L:496:ASP:HB3	1.71	0.71
2:S:905:LEU:HD22	2:S:905:LEU:N	2.04	0.70
1:L:211:ILE:HB	1:L:500:ARG:NH2	2.07	0.70
1:L:315:LEU:HD23	1:L:318:ARG:HE	1.56	0.70
1:L:554:GLN:HG2	1:L:558:ARG:HH12	1.56	0.70
1:L:463:ASP:O	1:L:464:THR:OG1	2.06	0.70
1:L:414:LYS:HD2	1:L:496:ASP:CB	2.21	0.70
1:L:429:ILE:O	1:L:471:VAL:HG21	1.93	0.69
1:L:253:ILE:HG22	1:L:254:THR:N	2.07	0.69
1:L:343:LEU:HD13	1:L:345:PRO:HG2	1.74	0.69
1:L:287:PRO:HB2	1:L:288:TRP:CZ3	2.27	0.69

Continued on next page...

Continued from previous page...

Atom-1	Atom-2	Interatomic distance (Å)	Clash overlap (Å)
1:L:333:ARG:HG2	1:L:334:HIS:N	2.06	0.69
1:L:259:VAL:O	1:L:259:VAL:HG13	1.93	0.69
1:L:550:ALA:HB2	1:L:581:VAL:HG21	1.75	0.68
2:S:905:LEU:CD2	2:S:905:LEU:H	2.04	0.68
1:L:242:ILE:HB	1:L:260:LYS:O	1.94	0.68
1:L:255:PHE:CD2	1:L:333:ARG:HB3	2.28	0.67
1:L:700:LEU:HD13	2:S:916:ARG:HE	1.59	0.67
1:L:408:LEU:HD13	1:L:474:ARG:HB2	1.75	0.67
1:L:525:ILE:HG22	1:L:526:SER:H	1.58	0.67
1:L:301:CYS:C	1:L:303:SER:H	1.98	0.67
1:L:13:GLU:HA	1:L:16:GLU:HG2	1.75	0.67
2:S:879:LYS:HB3	2:S:885:ARG:HH21	1.59	0.67
1:L:516:ILE:HG12	1:L:639:PRO:HD3	1.77	0.66
1:L:238:LEU:HG	1:L:339:GLU:HB3	1.75	0.66
1:L:390:LYS:HG2	1:L:481:GLU:HG2	1.77	0.66
1:L:394:GLU:HB3	1:L:405:CYS:SG	2.36	0.66
1:L:553:LEU:HG	1:L:557:LEU:HD12	1.78	0.66
1:L:527:GLU:HG2	1:L:528:ASP:OD1	1.96	0.66
1:L:77:ARG:O	1:L:81:ILE:HG13	1.95	0.65
1:L:37:ASN:O	1:L:41:GLU:HG3	1.96	0.65
2:S:872:LYS:HD2	3:S:200:HOH:O	1.96	0.65
1:L:13:GLU:O	1:L:16:GLU:HG2	1.96	0.65
1:L:251:GLU:HG3	1:L:252:ALA:N	2.11	0.65
1:L:10:LYS:NZ	1:L:18:LEU:HD23	2.10	0.65
1:L:99:GLN:HB2	1:L:108:LEU:HD11	1.78	0.65
1:L:679:LEU:CD1	1:L:689:LEU:HD21	2.27	0.65
2:S:867:LEU:O	2:S:871:ILE:HG13	1.96	0.65
1:L:277:SER:O	1:L:278:LEU:HB2	1.97	0.65
1:L:516:ILE:HD12	2:S:958:ILE:HG23	1.79	0.65
1:L:360:LYS:HA	1:L:500:ARG:HA	1.77	0.65
1:L:587:ASP:OD2	1:L:587:ASP:N	2.30	0.65
1:L:243:ASP:HB2	1:L:335:TYR:CG	2.32	0.65
1:L:542:ALA:HA	1:L:548:ILE:HD11	1.79	0.65
1:L:273:GLU:OE2	1:L:276:GLY:HA2	1.97	0.65
1:L:208:THR:HG22	1:L:210:GLY:N	2.11	0.64
2:S:885:ARG:H	2:S:885:ARG:HD2	1.62	0.64
1:L:20:SER:OG	1:L:22:GLU:HG3	1.96	0.64
1:L:318:ARG:HG3	1:L:319:HIS:H	1.63	0.64
1:L:86:GLN:HG3	1:L:89:ILE:HD11	1.79	0.64
1:L:287:PRO:HB2	1:L:288:TRP:CE3	2.33	0.64
1:L:626:GLU:HA	1:L:629:LYS:HZ2	1.61	0.64

Continued on next page...

Continued from previous page...

Atom-1	Atom-2	Interatomic distance (Å)	Clash overlap (Å)
2:S:877:ILE:CD1	2:S:901:ALA:HA	2.27	0.64
1:L:66:TYR:O	1:L:71:ARG:NH2	2.26	0.63
1:L:505:LYS:HG3	1:L:506:LYS:HZ2	1.63	0.63
1:L:114:LEU:HD11	1:L:207:PHE:HD2	1.63	0.63
1:L:108:LEU:HD12	1:L:108:LEU:H	1.62	0.63
1:L:318:ARG:HG3	1:L:319:HIS:N	2.14	0.63
2:S:905:LEU:HD12	2:S:909:LEU:CD2	2.29	0.63
1:L:420:ARG:HG2	3:S:378:HOH:O	1.98	0.63
1:L:631:LEU:HD13	1:L:638:MET:CE	2.29	0.63
1:L:354:LYS:NZ	1:L:504:GLU:OE1	2.31	0.63
1:L:61:LYS:H	1:L:65:PRO:HD2	1.64	0.63
1:L:616:VAL:O	1:L:617:ASP:HB2	1.98	0.63
2:S:885:ARG:N	2:S:885:ARG:HD2	2.13	0.63
1:L:31:ASP:O	1:L:35:LEU:HG	1.99	0.63
1:L:113:SER:O	1:L:116:LEU:HG	1.99	0.63
1:L:83:ALA:O	1:L:85:PRO:HD3	1.98	0.63
1:L:328:PHE:C	1:L:330:ASP:N	2.52	0.62
1:L:298:ASN:N	1:L:298:ASN:HD22	1.97	0.62
1:L:311:GLU:HA	1:L:314:ARG:NH1	2.13	0.62
1:L:527:GLU:HG3	3:L:883:HOH:O	1.98	0.62
1:L:600:LEU:O	1:L:604:ILE:HG13	1.99	0.62
1:L:4:ILE:HG13	3:L:701:HOH:O	2.00	0.62
1:L:234:LYS:HG2	1:L:356:TRP:CD1	2.35	0.62
1:L:310:GLU:HA	1:L:313:GLU:HB3	1.81	0.62
1:L:389:ILE:HD11	1:L:484:LEU:HD11	1.82	0.62
2:S:806:ALA:HA	2:S:810:GLY:H	1.65	0.62
1:L:217:LEU:HD22	1:L:331:PHE:CE2	2.33	0.62
1:L:291:VAL:HG12	1:L:292:GLU:N	2.14	0.62
1:L:576:THR:O	1:L:579:ILE:HG22	1.98	0.62
2:S:815:VAL:HG13	2:S:819:GLU:HB2	1.81	0.62
1:L:441:SER:C	1:L:446:ILE:HD12	2.20	0.62
2:S:869:ASN:HA	2:S:872:LYS:CE	2.14	0.61
1:L:572:PHE:CE1	1:L:663:VAL:HG21	2.35	0.61
1:L:16:GLU:HG3	1:L:23:ARG:HH12	1.64	0.61
2:S:942:ALA:O	2:S:946:LEU:CD2	2.48	0.61
1:L:307:ILE:HG22	1:L:307:ILE:O	2.00	0.61
2:S:870:ASN:HB3	2:S:874:TRP:CZ3	2.35	0.61
2:S:903:PHE:HZ	2:S:937:ASP:HB2	1.65	0.61
1:L:10:LYS:HZ3	1:L:18:LEU:HD23	1.63	0.61
1:L:317:ARG:HB2	3:L:899:HOH:O	2.01	0.61
1:L:417:ARG:NH2	3:L:877:HOH:O	2.33	0.61

Continued on next page...

Continued from previous page...

Atom-1	Atom-2	Interatomic distance (Å)	Clash overlap (Å)
1:L:691:LEU:O	1:L:695:LEU:HG	2.01	0.61
2:S:869:ASN:CA	2:S:872:LYS:HE2	2.16	0.61
1:L:337:ARG:HH21	1:L:339:GLU:CD	2.03	0.61
1:L:378:PRO:HD2	3:L:839:HOH:O	2.00	0.61
1:L:560:VAL:HG11	1:L:601:TRP:HH2	1.65	0.60
1:L:307:ILE:HD12	1:L:307:ILE:H	1.66	0.60
1:L:567:ILE:O	1:L:568:LYS:HB2	2.01	0.60
1:L:534:VAL:O	1:L:538:PHE:HB3	2.01	0.60
1:L:631:LEU:HD13	1:L:638:MET:HE1	1.82	0.60
2:S:890:CYS:HB3	2:S:893:GLU:HB2	1.82	0.60
1:L:4:ILE:O	1:L:8:LEU:HG	2.02	0.60
1:L:671:THR:O	1:L:674:LYS:HG3	2.02	0.60
1:L:223:ASN:HD22	1:L:223:ASN:H	1.49	0.60
2:S:888:THR:HA	2:S:925:ASP:HA	1.84	0.60
1:L:472:LEU:O	1:L:473:ASN:HB2	2.00	0.60
1:L:577:CYS:HA	1:L:580:MET:HE2	1.82	0.60
1:L:553:LEU:HD21	1:L:600:LEU:HD21	1.84	0.60
2:S:850:VAL:HG11	2:S:938:ALA:CB	2.31	0.60
1:L:253:ILE:C	1:L:255:PHE:H	2.05	0.60
1:L:561:LEU:HD11	1:L:572:PHE:CE2	2.36	0.60
1:L:135:TYR:CE1	1:L:137:GLY:HA2	2.37	0.59
1:L:172:GLU:OE1	1:L:173:GLY:N	2.35	0.59
1:L:532:ASP:HA	1:L:535:ARG:HD2	1.83	0.59
1:L:484:LEU:HD13	1:L:499:ILE:HD11	1.85	0.59
1:L:216:GLU:CD	1:L:216:GLU:H	2.05	0.59
1:L:363:GLY:HA3	1:L:497:PHE:CZ	2.38	0.59
1:L:193:GLU:O	1:L:421:LYS:NZ	2.34	0.59
1:L:416:ARG:HH11	1:L:416:ARG:HB2	1.68	0.58
2:S:850:VAL:HG11	2:S:938:ALA:HB2	1.84	0.58
2:S:798:VAL:HA	2:S:801:PHE:HD1	1.68	0.58
1:L:60:PHE:N	1:L:60:PHE:CD2	2.71	0.58
1:L:245:THR:O	1:L:248:ALA:HB2	2.03	0.58
1:L:328:PHE:CZ	1:L:331:PHE:CE1	2.92	0.58
1:L:98:CYS:HB2	3:L:761:HOH:O	2.02	0.58
1:L:234:LYS:HG2	1:L:356:TRP:NE1	2.19	0.58
1:L:433:ILE:HG22	1:L:461:ARG:CA	2.33	0.58
1:L:382:TRP:CE3	1:L:449:SER:HA	2.38	0.58
1:L:626:GLU:HA	1:L:629:LYS:HZ3	1.67	0.58
1:L:525:ILE:O	1:L:526:SER:HB2	2.03	0.58
1:L:107:LEU:HD21	1:L:182:GLU:HG3	1.86	0.58
2:S:800:GLN:O	2:S:804:LEU:HG	2.02	0.58

Continued on next page...

Continued from previous page...

Atom-1	Atom-2	Interatomic distance (Å)	Clash overlap (Å)
1:L:315:LEU:CA	1:L:318:ARG:HH21	2.09	0.57
1:L:516:ILE:CD1	2:S:959:GLN:HG2	2.28	0.57
1:L:659:PHE:O	1:L:663:VAL:HG13	2.04	0.57
1:L:679:LEU:HD11	1:L:689:LEU:HD21	1.86	0.57
2:S:834:LEU:HD22	2:S:875:GLN:OE1	2.05	0.57
1:L:62:GLU:H	1:L:64:GLY:H	1.50	0.57
1:L:215:TYR:CD1	1:L:337:ARG:NH2	2.72	0.57
1:L:52:PRO:HB2	1:L:54:ILE:CG1	2.31	0.57
1:L:609:LYS:O	1:L:613:GLU:HB2	2.05	0.57
1:L:359:THR:HG21	1:L:509:TYR:HB3	1.85	0.57
2:S:875:GLN:HA	2:S:926:PHE:HE1	1.70	0.57
1:L:243:ASP:HB2	1:L:335:TYR:CB	2.33	0.57
1:L:438:GLU:HG3	1:L:439:GLU:H	1.68	0.57
1:L:614:ILE:HG22	1:L:615:ASP:N	2.19	0.57
2:S:942:ALA:O	2:S:946:LEU:HD22	2.04	0.57
1:L:366:ARG:HA	1:L:494:ASP:OD1	2.05	0.57
1:L:669:LEU:HG	1:L:673:PHE:HE2	1.70	0.57
1:L:596:GLU:H	1:L:596:GLU:CD	2.08	0.57
1:L:383:MET:SD	1:L:625:TYR:CD2	2.98	0.57
1:L:155:ASP:OD2	1:L:157:ARG:HB2	2.04	0.56
1:L:7:LYS:NZ	2:S:854:ASP:OD2	2.38	0.56
1:L:466:ILE:HB	1:L:468:LEU:HD11	1.88	0.56
1:L:16:GLU:HG3	1:L:23:ARG:NH1	2.21	0.56
1:L:240:CYS:HA	1:L:336:SER:O	2.05	0.56
1:L:579:ILE:HG23	1:L:667:VAL:CG1	2.35	0.56
1:L:283:ARG:HA	1:L:325:TRP:HA	1.88	0.56
2:S:835:LYS:HE2	2:S:836:THR:N	2.19	0.56
1:L:669:LEU:O	1:L:673:PHE:CD2	2.55	0.56
1:L:94:ARG:HD2	1:L:288:TRP:O	2.06	0.56
1:L:109:ALA:HB3	1:L:200:THR:HG21	1.88	0.56
1:L:251:GLU:HB2	1:L:255:PHE:O	2.05	0.55
1:L:114:LEU:HD11	1:L:207:PHE:CD2	2.39	0.55
1:L:383:MET:SD	1:L:625:TYR:HD2	2.29	0.55
1:L:337:ARG:NE	1:L:339:GLU:OE2	2.37	0.55
1:L:631:LEU:HD11	1:L:646:ILE:HD13	1.87	0.55
1:L:429:ILE:HG13	1:L:471:VAL:CG2	2.36	0.55
1:L:234:LYS:HD3	1:L:354:LYS:HB2	1.88	0.55
1:L:4:ILE:CD1	2:S:964:LEU:HA	2.35	0.55
2:S:875:GLN:HG2	2:S:879:LYS:NZ	2.22	0.55
1:L:388:LEU:O	1:L:509:TYR:HA	2.07	0.55
2:S:918:SER:HB3	2:S:922:GLY:HA2	1.87	0.55

Continued on next page...

Continued from previous page...

Atom-1	Atom-2	Interatomic distance (Å)	Clash overlap (Å)
2:S:855:THR:O	2:S:855:THR:HG22	2.07	0.55
1:L:671:THR:O	1:L:675:ILE:HG13	2.07	0.55
2:S:872:LYS:HB2	3:S:292:HOH:O	2.06	0.55
1:L:443:GLN:O	1:L:444:THR:OG1	2.20	0.55
1:L:99:GLN:HG3	1:L:103:GLY:HA3	1.88	0.55
1:L:223:ASN:HD22	1:L:223:ASN:N	2.05	0.55
1:L:563:LYS:O	1:L:564:ARG:CB	2.54	0.55
2:S:815:VAL:HG13	2:S:819:GLU:CB	2.37	0.54
1:L:186:ALA:HB1	1:L:192:TYR:HA	1.89	0.54
1:L:99:GLN:HG2	1:L:100:GLY:O	2.07	0.54
1:L:256:GLN:N	1:L:256:GLN:CD	2.56	0.54
1:L:651:ALA:HA	1:L:657:ILE:HG12	1.88	0.54
2:S:798:VAL:O	2:S:801:PHE:HB2	2.08	0.54
1:L:428:THR:CG2	1:L:465:PHE:HB3	2.34	0.54
2:S:877:ILE:CG1	3:S:290:HOH:O	2.55	0.54
1:L:484:LEU:CD1	1:L:499:ILE:HD11	2.38	0.54
1:L:691:LEU:HD13	2:S:943:PHE:CG	2.43	0.54
1:L:55:PRO:HD2	3:L:735:HOH:O	2.07	0.54
1:L:88:ILE:HG12	1:L:89:ILE:N	2.23	0.54
1:L:662:PHE:CZ	1:L:666:LEU:HD11	2.43	0.54
1:L:327:SER:O	1:L:330:ASP:HB3	2.08	0.54
1:L:429:ILE:HG13	1:L:471:VAL:HG23	1.90	0.54
1:L:252:ALA:O	1:L:255:PHE:HB2	2.08	0.53
1:L:553:LEU:HG	1:L:557:LEU:CD1	2.38	0.53
1:L:557:LEU:O	1:L:561:LEU:HG	2.08	0.53
2:S:801:PHE:O	2:S:805:PHE:HD1	1.92	0.53
1:L:361:MET:HB2	1:L:499:ILE:HG23	1.91	0.53
2:S:869:ASN:O	2:S:872:LYS:HG2	2.09	0.53
1:L:253:ILE:CG2	1:L:254:THR:H	2.12	0.53
1:L:584:LEU:HB3	1:L:596:GLU:HB2	1.89	0.53
1:L:561:LEU:CD2	1:L:561:LEU:H	2.04	0.53
2:S:840:GLY:HA3	3:S:310:HOH:O	2.09	0.53
2:S:821:MET:HG3	2:S:844:CYS:SG	2.48	0.53
1:L:614:ILE:HD12	1:L:630:ALA:HB2	1.90	0.53
1:L:52:PRO:C	1:L:54:ILE:H	2.11	0.53
2:S:803:ARG:HA	2:S:803:ARG:NE	2.22	0.53
1:L:520:LEU:HG	1:L:521:GLU:N	2.22	0.53
1:L:527:GLU:HG2	1:L:528:ASP:N	2.24	0.53
1:L:193:GLU:O	1:L:193:GLU:HG2	2.08	0.53
1:L:93:THR:HG22	1:L:94:ARG:N	2.23	0.53
1:L:313:GLU:O	1:L:316:THR:HG23	2.09	0.53

Continued on next page...

Continued from previous page...

Atom-1	Atom-2	Interatomic distance (Å)	Clash overlap (Å)
2:S:828:VAL:HG11	2:S:926:PHE:HE2	1.73	0.53
1:L:244:ILE:O	1:L:244:ILE:HG23	2.09	0.53
2:S:905:LEU:HD11	2:S:936:LEU:HD21	1.90	0.52
1:L:333:ARG:HG2	1:L:334:HIS:H	1.72	0.52
1:L:611:TYR:OH	1:L:658:ASP:HA	2.10	0.52
1:L:451:ASN:HA	1:L:454:LEU:HD12	1.92	0.52
1:L:642:LEU:HD21	2:S:962:LEU:HB3	1.91	0.52
1:L:642:LEU:HD21	2:S:962:LEU:CB	2.40	0.52
1:L:284:ILE:HG22	1:L:285:ARG:N	2.24	0.52
1:L:538:PHE:HE2	1:L:548:ILE:HG13	1.73	0.52
1:L:583:MET:SD	1:L:670:GLU:OE1	2.68	0.52
1:L:632:GLU:C	1:L:634:ALA:H	2.13	0.52
2:S:828:VAL:O	2:S:834:LEU:HD23	2.09	0.52
1:L:389:ILE:HD11	1:L:484:LEU:CD1	2.38	0.52
1:L:307:ILE:N	1:L:307:ILE:HD12	2.24	0.52
1:L:343:LEU:O	1:L:346:ASP:HB2	2.10	0.52
2:S:835:LYS:O	2:S:887:GLY:HA2	2.10	0.52
2:S:882:ASP:HB2	2:S:889:ILE:HG12	1.91	0.52
1:L:28:LEU:HD13	1:L:50:SER:CB	2.37	0.52
1:L:343:LEU:HD12	1:L:346:ASP:HB2	1.92	0.52
1:L:5:ALA:HB1	2:S:946:LEU:HD21	1.92	0.52
2:S:821:MET:HA	2:S:844:CYS:SG	2.50	0.52
1:L:576:THR:HG22	1:L:580:MET:CE	2.40	0.51
1:L:442:GLY:N	1:L:446:ILE:HD12	2.24	0.51
1:L:343:LEU:HD13	1:L:345:PRO:CG	2.38	0.51
1:L:156:ASP:HA	1:L:180:LEU:CD2	2.40	0.51
1:L:457:ARG:HG3	1:L:458:ALA:O	2.09	0.51
2:S:806:ALA:HA	2:S:810:GLY:N	2.26	0.51
1:L:328:PHE:CE2	1:L:331:PHE:HE1	2.29	0.51
2:S:919:ASP:O	2:S:920:GLU:C	2.48	0.51
1:L:278:LEU:HD11	3:L:909:HOH:O	2.10	0.51
1:L:538:PHE:O	1:L:541:LEU:N	2.43	0.51
1:L:328:PHE:CZ	1:L:331:PHE:HE1	2.28	0.51
2:S:914:ILE:O	2:S:918:SER:HB2	2.11	0.51
1:L:560:VAL:HG11	1:L:601:TRP:CH2	2.46	0.51
1:L:405:CYS:O	1:L:476:LYS:HA	2.11	0.51
2:S:810:GLY:O	2:S:813:MET:HG2	2.11	0.51
1:L:560:VAL:CB	1:L:561:LEU:HD23	2.36	0.51
1:L:232:LEU:HD11	1:L:266:VAL:O	2.10	0.51
1:L:251:GLU:HG3	1:L:252:ALA:H	1.76	0.51
1:L:566:ASP:OD1	1:L:566:ASP:C	2.49	0.51

Continued on next page...

Continued from previous page...

Atom-1	Atom-2	Interatomic distance (Å)	Clash overlap (Å)
1:L:414:LYS:HD2	1:L:496:ASP:HB2	1.91	0.51
2:S:799:ARG:HH11	2:S:802:ARG:HD3	1.74	0.51
1:L:629:LYS:O	1:L:632:GLU:HB3	2.10	0.51
1:L:240:CYS:HB3	1:L:337:ARG:HG3	1.94	0.50
1:L:343:LEU:O	1:L:343:LEU:HD12	2.11	0.50
1:L:368:GLY:HA3	1:L:655:LEU:HD22	1.93	0.50
1:L:393:GLU:HG2	1:L:505:LYS:HG2	1.93	0.50
1:L:253:ILE:C	1:L:255:PHE:N	2.64	0.50
1:L:106:TRP:HB2	1:L:200:THR:HG23	1.92	0.50
2:S:846:SER:HA	2:S:968:SER:O	2.11	0.50
1:L:452:PHE:O	1:L:456:ASN:ND2	2.28	0.50
1:L:461:ARG:O	1:L:475:PHE:HZ	1.95	0.50
1:L:61:LYS:CA	1:L:64:GLY:HA3	2.40	0.50
1:L:572:PHE:HE1	1:L:663:VAL:HG11	1.76	0.50
1:L:663:VAL:HG23	1:L:664:ARG:N	2.27	0.50
1:L:155:ASP:O	1:L:183:LYS:NZ	2.38	0.50
2:S:919:ASP:O	2:S:922:GLY:N	2.41	0.50
1:L:230:LYS:O	1:L:234:LYS:HB2	2.10	0.50
1:L:528:ASP:O	1:L:529:ASP:HB2	2.12	0.50
2:S:828:VAL:CG1	2:S:926:PHE:HE2	2.24	0.50
2:S:792:ALA:N	2:S:794:GLU:OE2	2.44	0.50
1:L:601:TRP:NE1	1:L:605:GLN:OE1	2.44	0.49
1:L:86:GLN:N	1:L:174:SER:O	2.38	0.49
1:L:611:TYR:HE1	1:L:622:MET:HE2	1.77	0.49
1:L:566:ASP:O	1:L:567:ILE:HB	2.12	0.49
1:L:650:PHE:HB3	1:L:661:ASN:HB3	1.94	0.49
1:L:685:GLY:O	2:S:957:ASN:HA	2.12	0.49
1:L:211:ILE:HG23	1:L:211:ILE:O	2.12	0.49
1:L:356:TRP:CE3	1:L:502:PHE:HB3	2.47	0.49
2:S:850:VAL:CG1	2:S:938:ALA:CB	2.91	0.49
1:L:364:ASN:HB2	1:L:644:GLN:HE22	1.78	0.49
1:L:621:THR:O	1:L:621:THR:HG23	2.13	0.49
1:L:145:GLN:O	1:L:148:GLU:HG2	2.12	0.49
1:L:433:ILE:HG22	1:L:461:ARG:H	1.76	0.49
1:L:194:ALA:O	1:L:422:MET:HG2	2.12	0.49
1:L:505:LYS:HG3	1:L:506:LYS:HZ3	1.73	0.49
1:L:227:ILE:HD13	1:L:474:ARG:NH1	2.27	0.49
2:S:806:ALA:HA	2:S:810:GLY:HA2	1.94	0.49
1:L:213:GLU:HA	1:L:472:LEU:HD13	1.95	0.49
1:L:58:LEU:HD13	1:L:70:THR:HB	1.95	0.49
2:S:878:TYR:CD2	2:S:889:ILE:HD11	2.48	0.49

Continued on next page...

Continued from previous page...

Atom-1	Atom-2	Interatomic distance (Å)	Clash overlap (Å)
2:S:830:ARG:O	2:S:832:PRO:HD3	2.12	0.49
1:L:416:ARG:NH2	1:L:496:ASP:OD2	2.39	0.49
1:L:341:CYS:O	1:L:502:PHE:CE2	2.65	0.49
1:L:364:ASN:HB3	1:L:366:ARG:NH1	2.28	0.49
2:S:797:GLU:HG3	2:S:798:VAL:N	2.22	0.49
1:L:622:MET:HG2	1:L:623:ASN:O	2.12	0.49
1:L:605:GLN:HA	1:L:608:GLN:OE1	2.13	0.49
1:L:417:ARG:HH12	2:S:860:GLY:HA2	1.78	0.49
1:L:652:ASP:HB3	1:L:656:ILE:H	1.78	0.49
1:L:527:GLU:C	1:L:535:ARG:HH21	2.15	0.48
1:L:226:LYS:O	1:L:230:LYS:HD2	2.13	0.48
1:L:221:PRO:HB3	1:L:223:ASN:ND2	2.28	0.48
1:L:36:ARG:HG2	1:L:40:LEU:HD13	1.95	0.48
1:L:304:TRP:CZ3	1:L:316:THR:HG21	2.49	0.48
1:L:19:GLY:HA2	1:L:25:ILE:CG1	2.42	0.48
1:L:330:ASP:O	1:L:332:LEU:N	2.47	0.48
1:L:333:ARG:O	1:L:334:HIS:HB2	2.13	0.48
1:L:286:ASN:ND2	1:L:290:GLU:O	2.46	0.48
1:L:390:LYS:HB3	1:L:508:ASP:HB3	1.95	0.48
1:L:553:LEU:HD11	1:L:600:LEU:HD23	1.94	0.48
1:L:102:LEU:HD13	1:L:166:LEU:HB3	1.94	0.48
1:L:548:ILE:HG23	1:L:552:GLU:HB3	1.95	0.48
1:L:138:ILE:HD11	1:L:153:VAL:CG1	2.43	0.48
1:L:551:PHE:CD2	2:S:920:GLU:HG3	2.49	0.48
1:L:699:VAL:CG1	2:S:912:MET:HB3	2.42	0.48
1:L:690:ASP:OD1	1:L:692:ILE:HB	2.14	0.48
1:L:516:ILE:HG12	1:L:639:PRO:CD	2.42	0.48
2:S:905:LEU:HD12	2:S:909:LEU:HD23	1.95	0.48
1:L:88:ILE:CG1	1:L:89:ILE:N	2.77	0.48
1:L:350:SER:C	1:L:352:THR:H	2.16	0.48
2:S:806:ALA:HA	2:S:810:GLY:CA	2.43	0.48
1:L:611:TYR:CE1	1:L:622:MET:HE2	2.49	0.48
1:L:674:LYS:C	1:L:674:LYS:HD2	2.34	0.48
1:L:562:ALA:HB1	1:L:570:ASP:OD1	2.13	0.47
1:L:438:GLU:HG3	1:L:439:GLU:N	2.28	0.47
1:L:7:LYS:HG2	2:S:853:SER:HB2	1.97	0.47
2:S:791:GLU:OE1	2:S:794:GLU:HA	2.14	0.47
1:L:61:LYS:HE3	1:L:66:TYR:HB2	1.87	0.47
1:L:310:GLU:O	1:L:314:ARG:HG2	2.14	0.47
1:L:98:CYS:HA	1:L:108:LEU:CD2	2.44	0.47
1:L:204:PHE:O	1:L:208:THR:HB	2.15	0.47

Continued on next page...

Continued from previous page...

Atom-1	Atom-2	Interatomic distance (Å)	Clash overlap (Å)
1:L:583:MET:SD	1:L:667:VAL:HG13	2.54	0.47
1:L:135:TYR:C	1:L:137:GLY:H	2.18	0.47
1:L:576:THR:HG22	1:L:580:MET:HE2	1.96	0.47
1:L:631:LEU:HD23	1:L:666:LEU:CD2	2.45	0.47
1:L:585:ASP:OD2	1:L:589:SER:OG	2.32	0.47
1:L:328:PHE:O	1:L:330:ASP:N	2.47	0.47
2:S:946:LEU:N	2:S:946:LEU:HD22	2.29	0.47
1:L:649:ARG:O	2:S:845:ARG:HD3	2.14	0.47
1:L:75:TRP:HD1	3:L:747:HOH:O	1.98	0.47
1:L:295:GLY:O	1:L:296:ARG:NE	2.47	0.47
1:L:307:ILE:N	1:L:307:ILE:CD1	2.78	0.47
1:L:123:ARG:HG2	3:L:712:HOH:O	2.15	0.47
1:L:374:CYS:SG	1:L:376:ASN:HB2	2.55	0.47
1:L:612:ARG:HD3	1:L:615:ASP:O	2.15	0.47
1:L:688:GLU:O	1:L:689:LEU:HD23	2.14	0.47
1:L:679:LEU:HD13	1:L:689:LEU:HD21	1.97	0.47
1:L:354:LYS:HE2	1:L:354:LYS:HB3	1.69	0.47
1:L:546:ALA:HB1	1:L:594:LEU:HB2	1.97	0.47
1:L:248:ALA:HB1	1:L:259:VAL:HG11	1.96	0.47
1:L:525:ILE:CG2	1:L:595:LYS:CD	2.84	0.47
1:L:561:LEU:CD2	1:L:561:LEU:N	2.73	0.46
1:L:460:GLU:OE2	1:L:477:LEU:HD21	2.15	0.46
1:L:691:LEU:HD13	2:S:943:PHE:CD1	2.50	0.46
1:L:641:GLN:O	1:L:644:GLN:HB2	2.15	0.46
1:L:383:MET:HE1	1:L:625:TYR:HB3	1.96	0.46
1:L:431:PHE:O	1:L:462:SER:CB	2.63	0.46
1:L:256:GLN:NE2	1:L:294:THR:OG1	2.47	0.46
1:L:466:ILE:HB	1:L:468:LEU:CD1	2.45	0.46
2:S:851:MET:HB2	2:S:859:LEU:CD1	2.46	0.46
1:L:460:GLU:O	1:L:461:ARG:HG3	2.15	0.46
1:L:297:TRP:C	1:L:297:TRP:CD1	2.89	0.46
1:L:251:GLU:CG	1:L:252:ALA:N	2.79	0.46
2:S:861:PHE:O	2:S:864:PHE:HB3	2.16	0.46
1:L:529:ASP:C	1:L:531:ASP:N	2.68	0.46
1:L:224:LEU:O	1:L:224:LEU:HD22	2.15	0.46
1:L:13:GLU:CA	1:L:16:GLU:HG2	2.43	0.46
1:L:52:PRO:HB2	1:L:54:ILE:CD1	2.46	0.46
1:L:694:TRP:CZ2	2:S:939:MET:SD	3.09	0.46
1:L:408:LEU:CD1	1:L:474:ARG:HB2	2.45	0.46
1:L:301:CYS:C	1:L:303:SER:N	2.62	0.46
1:L:534:VAL:O	1:L:538:PHE:CB	2.64	0.46

Continued on next page...

Continued from previous page...

Atom-1	Atom-2	Interatomic distance (Å)	Clash overlap (Å)
1:L:221:PRO:HB3	1:L:223:ASN:HD21	1.81	0.46
1:L:245:THR:H	1:L:248:ALA:HB3	1.81	0.45
1:L:577:CYS:O	1:L:581:VAL:HG23	2.16	0.45
1:L:556:ILE:HA	1:L:559:ARG:HH12	1.80	0.45
2:S:873:ARG:O	2:S:876:ALA:HB3	2.15	0.45
1:L:117:ASN:OD1	1:L:119:GLU:HB2	2.16	0.45
1:L:519:ASN:O	1:L:519:ASN:CG	2.54	0.45
1:L:532:ASP:HA	1:L:535:ARG:HB3	1.99	0.45
1:L:601:TRP:O	1:L:605:GLN:HG3	2.17	0.45
1:L:614:ILE:CD1	1:L:630:ALA:HB2	2.46	0.45
1:L:389:ILE:HG12	1:L:509:TYR:CD1	2.51	0.45
1:L:383:MET:CE	1:L:625:TYR:HB3	2.47	0.45
1:L:455:THR:HG22	1:L:455:THR:O	2.16	0.45
1:L:199:ALA:O	1:L:202:GLU:HB2	2.16	0.45
1:L:525:ILE:O	1:L:526:SER:CB	2.65	0.45
1:L:326:MET:SD	1:L:330:ASP:HB2	2.56	0.45
1:L:579:ILE:HG22	1:L:580:MET:N	2.31	0.45
1:L:359:THR:CG2	1:L:509:TYR:HB3	2.46	0.45
1:L:437:PRO:O	1:L:438:GLU:HB3	2.17	0.45
1:L:520:LEU:CG	1:L:521:GLU:H	2.29	0.45
1:L:520:LEU:CG	1:L:521:GLU:N	2.80	0.45
1:L:409:VAL:HG22	1:L:501:VAL:HG22	1.98	0.45
2:S:898:PHE:CZ	2:S:913:ILE:HG21	2.51	0.45
1:L:161:LYS:C	1:L:163:GLY:H	2.19	0.45
1:L:296:ARG:HB3	1:L:304:TRP:HE1	1.82	0.45
1:L:433:ILE:HG22	1:L:461:ARG:N	2.30	0.45
2:S:850:VAL:HG13	2:S:938:ALA:HB1	1.99	0.45
1:L:411:LEU:O	1:L:470:GLU:HG3	2.17	0.45
1:L:205:GLU:HG2	1:L:340:ILE:HD11	1.99	0.45
1:L:394:GLU:HB2	1:L:404:GLY:HA3	1.99	0.45
2:S:791:GLU:C	2:S:793:ASN:H	2.18	0.45
2:S:951:THR:C	2:S:953:GLN:N	2.68	0.45
1:L:699:VAL:HG13	1:L:699:VAL:O	2.16	0.45
2:S:791:GLU:O	2:S:792:ALA:HB3	2.17	0.45
1:L:130:SER:OG	1:L:132:GLN:NE2	2.50	0.45
1:L:526:SER:OG	1:L:527:GLU:N	2.48	0.45
1:L:61:LYS:HG2	1:L:61:LYS:O	2.17	0.45
2:S:799:ARG:NH1	2:S:802:ARG:CD	2.73	0.45
1:L:450:LYS:CG	1:L:454:LEU:HD11	2.34	0.45
1:L:579:ILE:CG2	1:L:667:VAL:HB	2.47	0.45
1:L:4:ILE:H	1:L:4:ILE:HG13	1.54	0.45

Continued on next page...

Continued from previous page...

Atom-1	Atom-2	Interatomic distance (Å)	Clash overlap (Å)
1:L:17:GLY:O	1:L:23:ARG:HB2	2.17	0.45
1:L:16:GLU:CG	1:L:23:ARG:HH12	2.29	0.45
1:L:662:PHE:CE1	1:L:666:LEU:HD11	2.51	0.45
1:L:298:ASN:N	1:L:298:ASN:ND2	2.60	0.45
1:L:687:ILE:O	2:S:955:GLN:HA	2.16	0.45
1:L:374:CYS:HB3	1:L:376:ASN:HB2	1.99	0.44
1:L:633:GLU:H	1:L:633:GLU:HG2	1.51	0.44
1:L:357:LYS:HG3	1:L:505:LYS:C	2.38	0.44
1:L:576:THR:HG23	1:L:663:VAL:HG23	1.99	0.44
1:L:698:SER:CB	2:S:939:MET:HG3	2.42	0.44
2:S:875:GLN:HA	2:S:926:PHE:CE1	2.51	0.44
1:L:438:GLU:O	1:L:439:GLU:C	2.55	0.44
1:L:566:ASP:O	1:L:567:ILE:CB	2.66	0.44
1:L:614:ILE:HD11	1:L:629:LYS:HG3	1.97	0.44
1:L:459:ARG:HD2	1:L:477:LEU:HD22	1.98	0.44
1:L:347:THR:CG2	1:L:350:SER:HB2	2.47	0.44
1:L:83:ALA:C	1:L:85:PRO:HD3	2.37	0.44
1:L:545:ASP:O	1:L:546:ALA:HB2	2.18	0.44
1:L:165:LEU:HD12	1:L:169:HIS:HB3	1.98	0.44
1:L:457:ARG:HH21	1:L:459:ARG:HA	1.82	0.44
1:L:256:GLN:HE22	1:L:294:THR:CB	2.30	0.44
2:S:914:ILE:HG23	2:S:918:SER:OG	2.17	0.44
1:L:7:LYS:HD3	1:L:7:LYS:HA	1.77	0.44
1:L:30:GLN:OE1	1:L:187:LYS:NZ	2.48	0.44
1:L:631:LEU:HD23	1:L:666:LEU:HD21	2.00	0.44
2:S:942:ALA:O	2:S:946:LEU:HD23	2.17	0.44
1:L:61:LYS:N	1:L:65:PRO:HD2	2.31	0.44
1:L:337:ARG:NH2	1:L:339:GLU:OE1	2.47	0.44
1:L:577:CYS:HA	1:L:580:MET:CE	2.46	0.44
1:L:141:PHE:CE2	1:L:181:LEU:HA	2.53	0.44
1:L:674:LYS:O	1:L:678:GLN:HG2	2.17	0.44
1:L:532:ASP:OD2	1:L:535:ARG:HD2	2.18	0.43
1:L:523:PHE:HB2	1:L:599:ILE:HD12	1.99	0.43
1:L:579:ILE:HD11	1:L:668:ARG:HA	2.00	0.43
1:L:404:GLY:HA2	3:L:844:HOH:O	2.17	0.43
1:L:461:ARG:HE	1:L:461:ARG:HB2	1.63	0.43
2:S:951:THR:C	2:S:953:GLN:H	2.20	0.43
1:L:165:LEU:CD1	1:L:169:HIS:HB3	2.48	0.43
2:S:799:ARG:HH11	2:S:802:ARG:CD	2.30	0.43
1:L:572:PHE:CE1	1:L:663:VAL:HG11	2.54	0.43
1:L:554:GLN:CD	1:L:558:ARG:HH22	2.22	0.43

Continued on next page...

Continued from previous page...

Atom-1	Atom-2	Interatomic distance (Å)	Clash overlap (Å)
1:L:36:ARG:O	1:L:40:LEU:HD13	2.18	0.43
1:L:165:LEU:HD12	1:L:169:HIS:CB	2.49	0.43
1:L:68:SER:O	1:L:69:LYS:C	2.56	0.43
1:L:248:ALA:CB	1:L:259:VAL:HG11	2.48	0.43
2:S:960:GLU:HG3	3:S:221:HOH:O	2.17	0.43
1:L:549:SER:HB3	1:L:591:LYS:HE3	1.99	0.43
1:L:98:CYS:HA	1:L:108:LEU:HD23	2.00	0.43
1:L:452:PHE:O	1:L:456:ASN:HB2	2.18	0.43
1:L:367:ARG:HD2	1:L:492:ASN:O	2.16	0.43
1:L:62:GLU:H	1:L:64:GLY:N	2.16	0.43
1:L:77:ARG:HG2	1:L:157:ARG:HG3	1.99	0.43
1:L:296:ARG:O	1:L:324:PHE:O	2.37	0.43
1:L:461:ARG:NH2	1:L:465:PHE:HE1	2.17	0.43
2:S:796:GLU:HA	3:S:192:HOH:O	2.18	0.43
1:L:318:ARG:CG	1:L:319:HIS:H	2.30	0.43
1:L:339:GLU:HG2	1:L:339:GLU:O	2.17	0.43
1:L:18:LEU:HB2	1:L:23:ARG:NH2	2.34	0.43
2:S:815:VAL:HG12	2:S:816:SER:O	2.19	0.43
2:S:905:LEU:HD12	2:S:909:LEU:HD21	2.01	0.43
1:L:224:LEU:HD12	1:L:331:PHE:HZ	1.84	0.43
1:L:106:TRP:CZ2	1:L:198:GLY:HA3	2.54	0.43
1:L:533:GLY:O	1:L:537:LEU:HD23	2.19	0.43
1:L:295:GLY:O	1:L:296:ARG:HD2	2.18	0.43
1:L:478:PRO:HA	1:L:479:PRO:HD3	1.81	0.43
1:L:256:GLN:NE2	1:L:294:THR:H	2.17	0.43
1:L:463:ASP:O	1:L:464:THR:CB	2.67	0.43
2:S:851:MET:HE2	2:S:863:GLU:O	2.19	0.43
1:L:694:TRP:HZ3	2:S:961:TRP:CZ3	2.36	0.42
1:L:616:VAL:O	1:L:617:ASP:CB	2.67	0.42
1:L:106:TRP:CH2	1:L:422:MET:HE1	2.54	0.42
1:L:219:LYS:HA	1:L:219:LYS:HD2	1.77	0.42
1:L:532:ASP:HA	1:L:535:ARG:CB	2.49	0.42
2:S:890:CYS:O	2:S:893:GLU:HB3	2.19	0.42
1:L:626:GLU:CG	1:L:629:LYS:HD2	2.38	0.42
1:L:88:ILE:HD11	3:L:756:HOH:O	2.19	0.42
1:L:435:GLU:HB3	1:L:459:ARG:HH21	1.84	0.42
2:S:895:PRO:HG3	2:S:910:TYR:CE1	2.54	0.42
1:L:75:TRP:CZ3	1:L:159:PRO:HG3	2.54	0.42
1:L:132:GLN:CD	1:L:132:GLN:N	2.73	0.42
1:L:318:ARG:CG	1:L:319:HIS:N	2.82	0.42
1:L:319:HIS:C	1:L:320:GLU:HG3	2.40	0.42

Continued on next page...

Continued from previous page...

Atom-1	Atom-2	Interatomic distance (Å)	Clash overlap (Å)
1:L:310:GLU:C	1:L:312:ARG:H	2.23	0.42
1:L:20:SER:O	1:L:21:HIS:C	2.57	0.42
1:L:295:GLY:O	1:L:296:ARG:CD	2.67	0.42
1:L:311:GLU:HA	1:L:314:ARG:HH12	1.80	0.42
1:L:407:PHE:HZ	1:L:477:LEU:HD12	1.84	0.42
2:S:826:LYS:O	2:S:830:ARG:HB2	2.19	0.42
2:S:905:LEU:HB3	2:S:909:LEU:HB3	2.00	0.42
1:L:617:ASP:C	1:L:619:SER:N	2.73	0.42
2:S:828:VAL:CG1	2:S:926:PHE:CE2	3.02	0.42
1:L:238:LEU:HD23	1:L:337:ARG:HD2	2.01	0.42
1:L:37:ASN:HB3	3:L:948:HOH:O	2.20	0.42
1:L:306:THR:O	1:L:307:ILE:C	2.58	0.42
1:L:61:LYS:HE2	3:L:738:HOH:O	2.20	0.41
1:L:231:ALA:CB	1:L:238:LEU:HD11	2.50	0.41
1:L:328:PHE:CZ	1:L:331:PHE:CZ	3.08	0.41
1:L:100:GLY:HA3	1:L:166:LEU:O	2.20	0.41
1:L:158:LEU:HA	1:L:159:PRO:HD3	1.95	0.41
1:L:289:GLY:O	1:L:290:GLU:C	2.58	0.41
1:L:319:HIS:HB3	1:L:320:GLU:H	1.57	0.41
1:L:472:LEU:O	1:L:473:ASN:CB	2.68	0.41
1:L:58:LEU:HA	1:L:192:TYR:HB2	2.03	0.41
1:L:516:ILE:CD1	2:S:959:GLN:HA	2.51	0.41
1:L:698:SER:HB2	2:S:939:MET:CG	2.41	0.41
1:L:227:ILE:HD13	1:L:474:ARG:CZ	2.50	0.41
2:S:866:TYR:O	2:S:869:ASN:HB3	2.21	0.41
1:L:54:ILE:HB	1:L:55:PRO:CD	2.50	0.41
1:L:700:LEU:CD1	2:S:916:ARG:HE	2.30	0.41
1:L:106:TRP:O	1:L:200:THR:HG22	2.21	0.41
1:L:419:GLN:OE1	3:L:931:HOH:O	2.22	0.41
1:L:61:LYS:CD	1:L:66:TYR:HB2	2.50	0.41
1:L:612:ARG:HH21	1:L:618:ARG:HA	1.85	0.41
1:L:565:GLN:O	1:L:570:ASP:OD1	2.38	0.41
1:L:429:ILE:HG22	1:L:488:THR:HG22	2.03	0.41
1:L:438:GLU:CG	1:L:439:GLU:H	2.33	0.41
1:L:19:GLY:HA2	1:L:25:ILE:HG12	2.02	0.41
2:S:812:ASP:HB3	2:S:814:GLU:HG2	2.01	0.41
2:S:799:ARG:HD3	2:S:802:ARG:CD	2.27	0.41
1:L:547:GLU:HA	1:L:592:LEU:O	2.19	0.41
1:L:22:GLU:HG3	1:L:23:ARG:N	2.35	0.41
1:L:548:ILE:HA	1:L:552:GLU:OE1	2.21	0.41
1:L:63:LEU:HB3	1:L:193:GLU:HB2	2.03	0.41

Continued on next page...

Continued from previous page...

Atom-1	Atom-2	Interatomic distance (Å)	Clash overlap (Å)
1:L:330:ASP:C	1:L:332:LEU:N	2.74	0.41
1:L:562:ALA:C	1:L:564:ARG:H	2.23	0.41
1:L:487:SER:HB2	3:L:833:HOH:O	2.21	0.41
1:L:566:ASP:HA	1:L:570:ASP:HB2	2.03	0.41
2:S:867:LEU:HG	2:S:871:ILE:HD11	2.03	0.41
2:S:850:VAL:CG1	2:S:938:ALA:HB1	2.51	0.41
2:S:962:LEU:O	2:S:966:MET:HB2	2.21	0.41
1:L:655:LEU:HA	1:L:655:LEU:HD23	1.77	0.41
1:L:75:TRP:HA	1:L:158:LEU:O	2.21	0.41
1:L:201:THR:HG23	1:L:338:LEU:HD22	2.02	0.41
1:L:205:GLU:HG2	1:L:210:GLY:O	2.20	0.41
1:L:155:ASP:OD2	1:L:157:ARG:HD3	2.21	0.41
1:L:645:VAL:CG2	1:L:646:ILE:N	2.84	0.41
1:L:686:THR:HG22	2:S:957:ASN:ND2	2.36	0.40
1:L:99:GLN:H	1:L:108:LEU:HD21	1.86	0.40
1:L:94:ARG:CD	1:L:289:GLY:HA3	2.51	0.40
1:L:41:GLU:O	1:L:43:GLY:N	2.54	0.40
1:L:592:LEU:HD13	1:L:596:GLU:O	2.21	0.40
2:S:948:LYS:HG2	3:S:227:HOH:O	2.21	0.40
1:L:343:LEU:HD12	1:L:343:LEU:C	2.42	0.40
1:L:284:ILE:CG2	1:L:285:ARG:N	2.85	0.40
1:L:288:TRP:HB2	3:L:869:HOH:O	2.21	0.40
1:L:337:ARG:HB3	1:L:337:ARG:CZ	2.52	0.40
1:L:167:PHE:HB3	1:L:182:GLU:OE1	2.21	0.40
1:L:466:ILE:HG22	1:L:467:ASN:H	1.86	0.40
1:L:224:LEU:HD21	1:L:337:ARG:HH12	1.87	0.40
1:L:253:ILE:HG13	1:L:332:LEU:CD2	2.43	0.40
1:L:147:GLY:O	1:L:360:LYS:HE2	2.21	0.40
1:L:25:ILE:O	1:L:151:GLU:N	2.43	0.40
2:S:953:GLN:HG2	2:S:954:ILE:N	2.36	0.40

There are no symmetry-related clashes.

5.3 Torsion angles ⓘ

5.3.1 Protein backbone ⓘ

In the following table, the Percentiles column shows the percent Ramachandran outliers of the chain as a percentile score with respect to all X-ray entries followed by that with respect to entries of similar resolution.

The Analysed column shows the number of residues for which the backbone conformation was analysed, and the total number of residues.

Mol	Chain	Analysed	Favoured	Allowed	Outliers	Percentiles	
1	L	697/699 (100%)	546 (78%)	103 (15%)	48 (7%)	1	1
2	S	182/184 (99%)	157 (86%)	18 (10%)	7 (4%)	4	5
All	All	879/883 (100%)	703 (80%)	121 (14%)	55 (6%)	2	1

All (55) Ramachandran outliers are listed below:

Mol	Chain	Res	Type
1	L	253	ILE
1	L	256	GLN
1	L	296	ARG
1	L	298	ASN
1	L	301	CYS
1	L	319	HIS
1	L	348	LEU
1	L	402	GLU
1	L	417	ARG
1	L	438	GLU
1	L	444	THR
1	L	464	THR
1	L	473	ASN
1	L	523	PHE
1	L	525	ILE
1	L	526	SER
1	L	546	ALA
1	L	567	ILE
1	L	617	ASP
1	L	618	ARG
2	S	920	GLU
1	L	42	ALA
1	L	90	GLY
1	L	93	THR
1	L	173	GLY
1	L	291	VAL
1	L	331	PHE
1	L	395	ASP
1	L	439	GLU
1	L	564	ARG
1	L	569	SER
2	S	797	GLU
2	S	885	ARG

Continued on next page...

Continued from previous page...

Mol	Chain	Res	Type
1	L	92	ALA
1	L	128	ASN
1	L	172	GLU
1	L	257	LYS
1	L	342	ASN
1	L	349	THR
2	S	789	ASN
1	L	94	ARG
1	L	332	LEU
1	L	479	PRO
1	L	536	ARG
1	L	563	LYS
2	S	798	VAL
2	S	907	GLU
1	L	62	GLU
1	L	156	ASP
1	L	302	PRO
1	L	321	ASP
1	L	560	VAL
1	L	252	ALA
2	S	796	GLU
1	L	307	ILE

5.3.2 Protein sidechains ⓘ

In the following table, the Percentiles column shows the percent sidechain outliers of the chain as a percentile score with respect to all X-ray entries followed by that with respect to entries of similar resolution.

The Analysed column shows the number of residues for which the sidechain conformation was analysed, and the total number of residues.

Mol	Chain	Analysed	Rotameric	Outliers	Percentiles	
1	L	602/602 (100%)	528 (88%)	74 (12%)	6	11
2	S	162/162 (100%)	149 (92%)	13 (8%)	15	28
All	All	764/764 (100%)	677 (89%)	87 (11%)	7	13

All (87) residues with a non-rotameric sidechain are listed below:

Mol	Chain	Res	Type
1	L	22	GLU

Continued on next page...

Continued from previous page...

Mol	Chain	Res	Type
1	L	40	LEU
1	L	60	PHE
1	L	66	TYR
1	L	73	MET
1	L	74	ARG
1	L	97	ILE
1	L	105	CYS
1	L	118	GLU
1	L	130	SER
1	L	157	ARG
1	L	160	THR
1	L	174	SER
1	L	191	CYS
1	L	192	TYR
1	L	219	LYS
1	L	223	ASN
1	L	224	LEU
1	L	227	ILE
1	L	230	LYS
1	L	232	LEU
1	L	243	ASP
1	L	249	ASP
1	L	256	GLN
1	L	259	VAL
1	L	260	LYS
1	L	292	GLU
1	L	296	ARG
1	L	297	TRP
1	L	303	SER
1	L	316	THR
1	L	323	GLU
1	L	330	ASP
1	L	333	ARG
1	L	336	SER
1	L	338	LEU
1	L	340	ILE
1	L	343	LEU
1	L	344	THR
1	L	346	ASP
1	L	360	LYS
1	L	367	ARG
1	L	375	ARG

Continued on next page...

Continued from previous page...

Mol	Chain	Res	Type
1	L	376	ASN
1	L	420	ARG
1	L	439	GLU
1	L	461	ARG
1	L	466	ILE
1	L	468	LEU
1	L	505	LYS
1	L	506	LYS
1	L	523	PHE
1	L	525	ILE
1	L	527	GLU
1	L	528	ASP
1	L	531	ASP
1	L	537	LEU
1	L	555	THR
1	L	561	LEU
1	L	566	ASP
1	L	567	ILE
1	L	569	SER
1	L	570	ASP
1	L	579	ILE
1	L	587	ASP
1	L	595	LYS
1	L	613	GLU
1	L	614	ILE
1	L	617	ASP
1	L	624	SER
1	L	626	GLU
1	L	672	LEU
1	L	674	LYS
1	L	688	GLU
2	S	786	HIS
2	S	789	ASN
2	S	799	ARG
2	S	807	GLN
2	S	821	MET
2	S	835	LYS
2	S	837	ASP
2	S	863	GLU
2	S	883	THR
2	S	885	ARG
2	S	890	CYS

Continued on next page...

Continued from previous page...

Mol	Chain	Res	Type
2	S	905	LEU
2	S	956	VAL

Some sidechains can be flipped to improve hydrogen bonding and reduce clashes. All (24) such sidechains are listed below:

Mol	Chain	Res	Type
1	L	29	ASN
1	L	47	GLN
1	L	99	GLN
1	L	132	GLN
1	L	142	GLN
1	L	189	ASN
1	L	223	ASN
1	L	256	GLN
1	L	298	ASN
1	L	334	HIS
1	L	364	ASN
1	L	415	HIS
1	L	419	GLN
1	L	492	ASN
1	L	605	GLN
1	L	644	GLN
1	L	661	ASN
2	S	789	ASN
2	S	793	ASN
2	S	822	ASN
2	S	870	ASN
2	S	880	GLN
2	S	911	ASN
2	S	957	ASN

5.3.3 RNA ⓘ

There are no RNA molecules in this entry.

5.4 Non-standard residues in protein, DNA, RNA chains ⓘ

There are no non-standard protein/DNA/RNA residues in this entry.

5.5 Carbohydrates [i](#)

There are no carbohydrates in this entry.

5.6 Ligand geometry [i](#)

There are no ligands in this entry.

5.7 Other polymers [i](#)

There are no such residues in this entry.

5.8 Polymer linkage issues [i](#)

There are no chain breaks in this entry.

6 Fit of model and data ⓘ

6.1 Protein, DNA and RNA chains ⓘ

EDS was not executed - this section will therefore be empty.

6.2 Non-standard residues in protein, DNA, RNA chains ⓘ

EDS was not executed - this section will therefore be empty.

6.3 Carbohydrates ⓘ

EDS was not executed - this section will therefore be empty.

6.4 Ligands ⓘ

EDS was not executed - this section will therefore be empty.

6.5 Other polymers ⓘ

EDS was not executed - this section will therefore be empty.