



wwPDB X-ray Structure Validation Summary Report ⓘ

Feb 1, 2016 – 07:07 PM GMT

PDB ID : 4L71
Title : Crystal Structure of Frameshift Suppressor tRNA SufA6 Bound to Codon CCC-A on the Ribosome
Authors : Maehigashi, T.; Dunkle, J.A.; Dunham, C.M.
Deposited on : 2013-06-13
Resolution : 3.90 Å(reported)

This is a wwPDB X-ray Structure Validation Summary Report for a publicly released PDB entry.
We welcome your comments at validation@mail.wwpdb.org
A user guide is available at
<http://wwpdb.org/validation/2016/XrayValidationReportHelp>
with specific help available everywhere you see the ⓘ symbol.

The following versions of software and data (see [references ⓘ](#)) were used in the production of this report:

MolProbity : 4.02b-467
Mogul : 1.7 (RC4), CSD as536be (2015)
Xtriage (Phenix) : 1.9-1692
EDS : rb-20026688
Percentile statistics : 20151230.v01 (using entries in the PDB archive December 30th 2015)
Refmac : 5.8.0135
CCP4 : 6.5.0
Ideal geometry (proteins) : Engh & Huber (2001)
Ideal geometry (DNA, RNA) : Parkinson et al. (1996)
Validation Pipeline (wwPDB-VP) : trunk26865

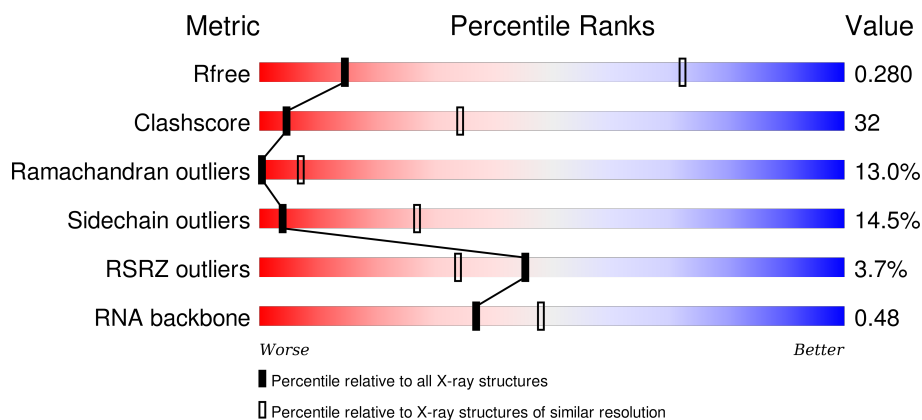
1 Overall quality at a glance

The following experimental techniques were used to determine the structure:

X-RAY DIFFRACTION

The reported resolution of this entry is 3.90 Å.

Percentile scores (ranging between 0-100) for global validation metrics of the entry are shown in the following graphic. The table shows the number of entries on which the scores are based.



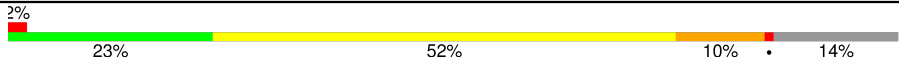
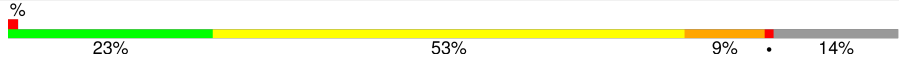

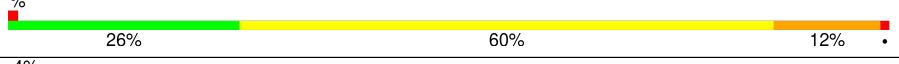
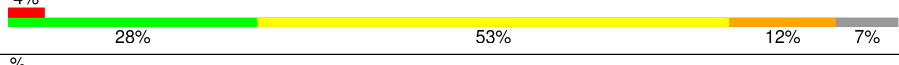
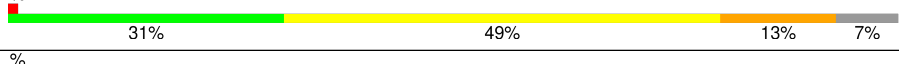
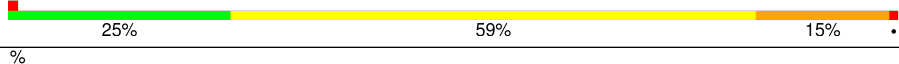
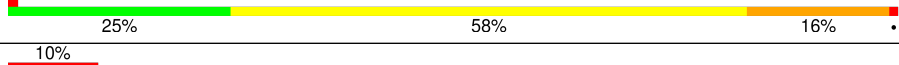
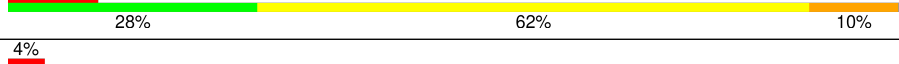






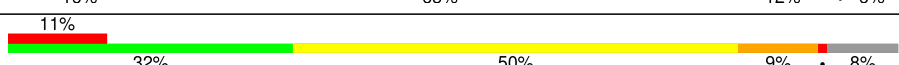

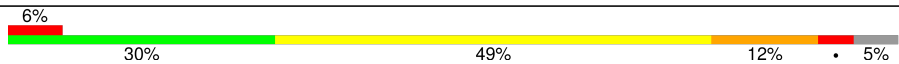

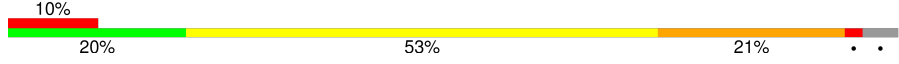
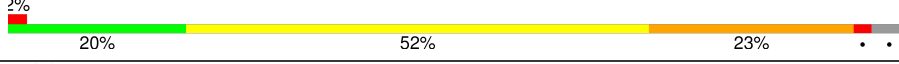




Metric	Whole archive (#Entries)	Similar resolution (#Entries, resolution range(Å))
R_{free}	91344	1014 (4.28-3.52)
Clashscore	102246	1031 (4.24-3.56)
Ramachandran outliers	100387	1012 (4.26-3.54)
Sidechain outliers	100360	1004 (4.26-3.54)
RSRZ outliers	91569	1018 (4.28-3.52)
RNA backbone	2183	1078 (5.00-2.80)

The table below summarises the geometric issues observed across the polymeric chains and their fit to the electron density. The red, orange, yellow and green segments on the lower bar indicate the fraction of residues that contain outliers for ≥ 3 , 2, 1 and 0 types of geometric quality criteria. A grey segment represents the fraction of residues that are not modelled. The numeric value for each fraction is indicated below the corresponding segment, with a dot representing fractions $\leq 5\%$. The upper red bar (where present) indicates the fraction of residues that have poor fit to the electron density. The numeric value is given above the bar.

Mol	Chain	Length	Quality of chain
1	QA	1522	<div> <div>2%</div> <div>45% 42% 11% ..</div> </div>
1	XA	1522	<div> <div>%</div> <div>43% 42% 12% ..</div> </div>
2	QB	256	<div> <div>6%</div> <div>17% 59% 16% • 7%</div> </div>
2	XB	256	<div> <div>4%</div> <div>17% 59% 16% • 7%</div> </div>


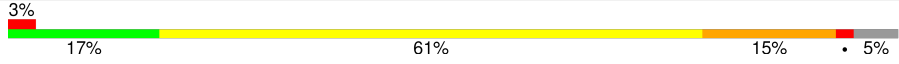
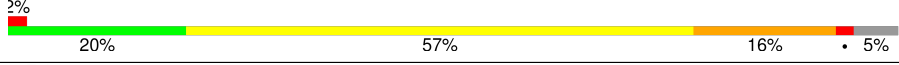
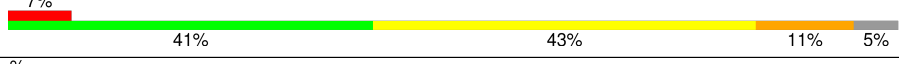
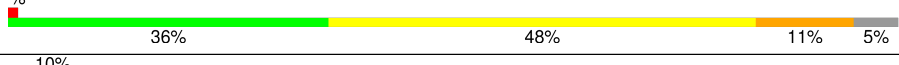


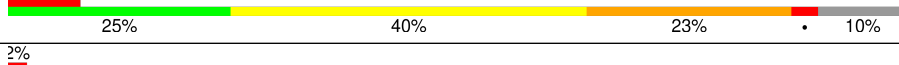

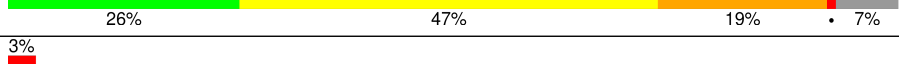
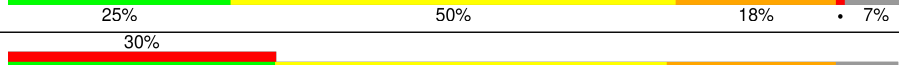
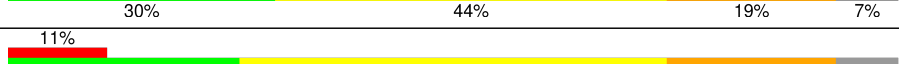
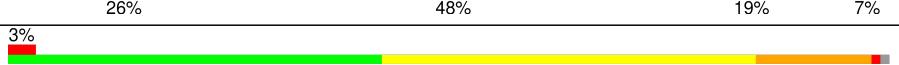





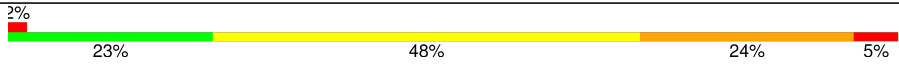
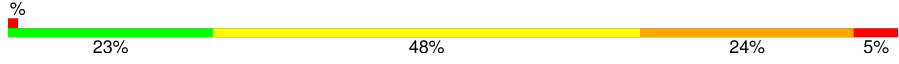

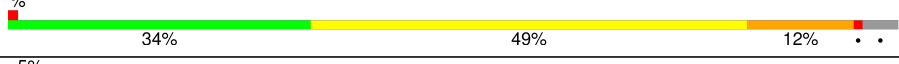
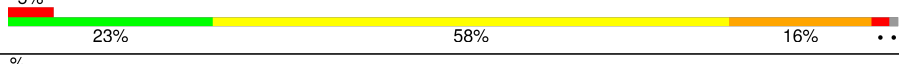
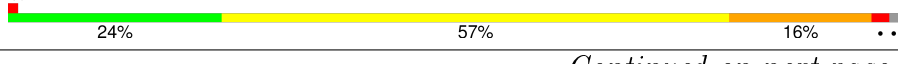

Continued on next page...

Continued from previous page...

Mol	Chain	Length	Quality of chain
3	QC	239	
3	XC	239	
4	QD	209	
4	XD	209	
5	QE	162	
5	XE	162	
6	QF	101	
6	XF	101	
7	QG	156	
7	XG	156	
8	QH	138	
8	XH	138	
9	QI	128	
9	XI	128	
10	QJ	105	
10	XJ	105	
11	QK	129	
11	XK	129	
12	QL	132	
12	XL	132	
13	QM	126	
13	XM	126	
14	QN	61	
14	XN	61	
15	QO	89	

Continued on next page...

Continued from previous page...

Mol	Chain	Length	Quality of chain
15	XO	89	
16	QP	88	
16	XP	88	
17	QQ	105	
17	XQ	105	
18	QR	88	
18	XR	88	
19	QS	93	
19	XS	93	
20	QT	106	
20	XT	106	
21	QU	27	
21	XU	27	
22	RA	2916	
22	YA	2916	
23	RB	122	
23	YB	122	
24	RD	276	
24	YD	276	
25	RE	206	
25	YE	206	
26	RF	210	
26	YF	210	
27	RG	182	
27	YG	182	







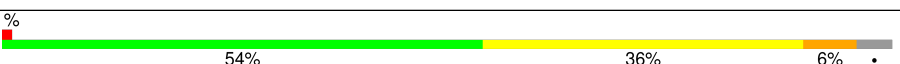
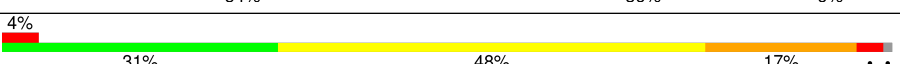
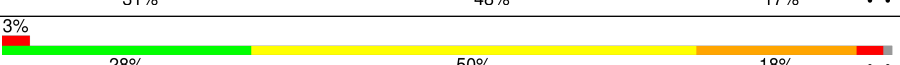
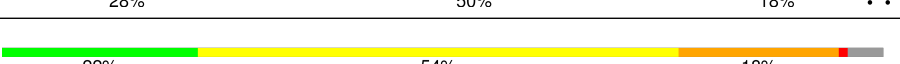
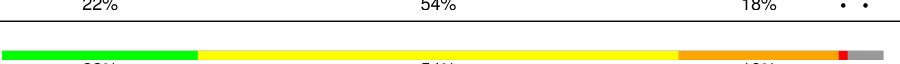
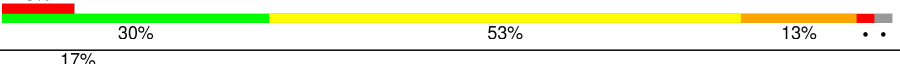
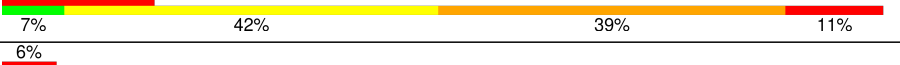




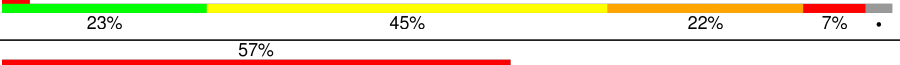


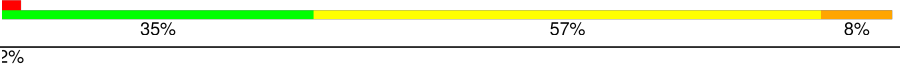




Continued on next page...

Continued from previous page...

Mol	Chain	Length	Quality of chain
28	RH	180	
28	YH	180	
29	RI	148	
29	YI	148	
30	RN	140	
30	YN	140	
31	RO	122	
31	YO	122	
32	RP	150	
32	YP	150	
33	RQ	141	
33	YQ	141	
34	RR	118	
34	YR	118	
35	RS	112	
35	YS	112	
36	RT	146	
36	YT	146	
37	RU	118	
37	YU	118	
38	RV	101	
38	YV	101	
39	RW	113	
39	YW	113	
40	RX	96	

Continued on next page...

Continued from previous page...

Mol	Chain	Length	Quality of chain
40	YX	96	
41	RY	110	
41	YY	110	
42	RZ	206	
42	YZ	206	
43	R0	85	
43	Y0	85	
44	R1	98	
44	Y1	98	
45	R2	72	
45	Y2	72	
46	R3	60	
46	Y3	60	
47	R4	71	
47	Y4	71	
48	R5	60	
48	Y5	60	
49	R6	54	
49	Y6	54	
50	R7	49	
50	Y7	49	
51	R8	65	
51	Y8	65	
52	R9	37	
52	Y9	37	

Continued on next page...

Continued from previous page...

Mol	Chain	Length	Quality of chain
53	QV	77	
53	XV	77	
54	QX	25	
54	XX	25	
55	QY	18	
55	XY	18	
56	Z6	3	
56	Z8	3	

The following table lists non-polymeric compounds, carbohydrate monomers and non-standard residues in protein, DNA, RNA chains that are outliers for geometric or electron-density-fit criteria:

Mol	Type	Chain	Res	Chirality	Geometry	Clashes	Electron density
57	MG	QA	1604	-	-	-	X
57	MG	QA	1610	-	-	-	X
57	MG	QA	1612	-	-	-	X
57	MG	QA	1613	-	-	-	X
57	MG	QA	1617	-	-	-	X
57	MG	QA	1631	-	-	-	X
57	MG	QA	1639	-	-	-	X
57	MG	QA	1645	-	-	-	X
57	MG	QA	1646	-	-	-	X
57	MG	RA	3003	-	-	-	X
57	MG	RA	3005	-	-	-	X
57	MG	RA	3007	-	-	-	X
57	MG	RA	3009	-	-	-	X
57	MG	RA	3013	-	-	-	X
57	MG	RA	3018	-	-	-	X
57	MG	RA	3020	-	-	-	X
57	MG	RA	3022	-	-	-	X
57	MG	RA	3023	-	-	-	X
57	MG	RA	3025	-	-	-	X
57	MG	RA	3027	-	-	-	X
57	MG	RA	3033	-	-	-	X
57	MG	RA	3034	-	-	-	X
57	MG	RA	3035	-	-	-	X

Continued on next page...

Continued from previous page...

Mol	Type	Chain	Res	Chirality	Geometry	Clashes	Electron density
57	MG	RA	3036	-	-	-	X
57	MG	RA	3037	-	-	-	X
57	MG	RA	3038	-	-	-	X
57	MG	RA	3042	-	-	-	X
57	MG	RA	3044	-	-	-	X
57	MG	RA	3051	-	-	-	X
57	MG	RA	3052	-	-	-	X
57	MG	RA	3054	-	-	-	X
57	MG	RA	3056	-	-	-	X
57	MG	RA	3057	-	-	-	X
57	MG	RA	3060	-	-	-	X
57	MG	RA	3061	-	-	-	X
57	MG	RA	3062	-	-	-	X
57	MG	RA	3064	-	-	-	X
57	MG	RA	3065	-	-	-	X
57	MG	RA	3066	-	-	-	X
57	MG	RA	3074	-	-	-	X
57	MG	RA	3077	-	-	-	X
57	MG	RA	3079	-	-	-	X
57	MG	RA	3081	-	-	-	X
57	MG	RA	3083	-	-	-	X
57	MG	RA	3086	-	-	-	X
57	MG	RA	3087	-	-	-	X
57	MG	RA	3088	-	-	-	X
57	MG	RA	3089	-	-	-	X
57	MG	RA	3093	-	-	-	X
57	MG	RA	3096	-	-	-	X
57	MG	RA	3099	-	-	-	X
57	MG	RA	3100	-	-	-	X
57	MG	RA	3101	-	-	-	X
57	MG	RA	3107	-	-	-	X
57	MG	RA	3109	-	-	-	X
57	MG	RA	3118	-	-	-	X
57	MG	RA	3122	-	-	-	X
57	MG	RA	3123	-	-	-	X
57	MG	RA	3124	-	-	-	X
57	MG	RA	3126	-	-	-	X
57	MG	RA	3127	-	-	-	X
57	MG	RA	3132	-	-	-	X
57	MG	RA	3138	-	-	-	X
57	MG	RA	3149	-	-	-	X
57	MG	RA	3152	-	-	-	X

Continued on next page...

Continued from previous page...

Mol	Type	Chain	Res	Chirality	Geometry	Clashes	Electron density
57	MG	RA	3153	-	-	-	X
57	MG	RA	3157	-	-	-	X
57	MG	RA	3164	-	-	-	X
57	MG	RA	3172	-	-	-	X
57	MG	RA	3173	-	-	-	X
57	MG	RA	3177	-	-	-	X
57	MG	RA	3181	-	-	-	X
57	MG	RA	3184	-	-	-	X
57	MG	RA	3185	-	-	-	X
57	MG	RA	3186	-	-	-	X
57	MG	RA	3201	-	-	-	X
57	MG	RA	3211	-	-	-	X
57	MG	RA	3219	-	-	-	X
57	MG	RA	3222	-	-	-	X
57	MG	RA	3223	-	-	-	X
57	MG	RA	3226	-	-	-	X
57	MG	RA	3240	-	-	-	X
57	MG	RA	3242	-	-	-	X
57	MG	RP	201	-	-	-	X
57	MG	XA	1603	-	-	-	X
57	MG	XA	1604	-	-	-	X
57	MG	XA	1607	-	-	-	X
57	MG	XA	1608	-	-	-	X
57	MG	XA	1610	-	-	-	X
57	MG	XA	1611	-	-	-	X
57	MG	XA	1612	-	-	-	X
57	MG	XA	1615	-	-	-	X
57	MG	XA	1618	-	-	-	X
57	MG	XA	1619	-	-	-	X
57	MG	XA	1623	-	-	-	X
57	MG	XA	1625	-	-	-	X
57	MG	XA	1634	-	-	-	X
57	MG	XA	1635	-	-	-	X
57	MG	XA	1644	-	-	-	X
57	MG	XA	1645	-	-	-	X
57	MG	XA	1646	-	-	-	X
57	MG	XA	1650	-	-	-	X
57	MG	XA	1656	-	-	-	X
57	MG	XA	1664	-	-	-	X
57	MG	XA	1668	-	-	-	X
57	MG	XA	1672	-	-	-	X
57	MG	XV	101	-	-	-	X

Continued on next page...

Continued from previous page...

Mol	Type	Chain	Res	Chirality	Geometry	Clashes	Electron density
57	MG	YA	3002	-	-	-	X
57	MG	YA	3006	-	-	-	X
57	MG	YA	3009	-	-	-	X
57	MG	YA	3011	-	-	-	X
57	MG	YA	3014	-	-	-	X
57	MG	YA	3015	-	-	-	X
57	MG	YA	3017	-	-	-	X
57	MG	YA	3019	-	-	-	X
57	MG	YA	3023	-	-	-	X
57	MG	YA	3024	-	-	-	X
57	MG	YA	3025	-	-	-	X
57	MG	YA	3026	-	-	-	X
57	MG	YA	3031	-	-	-	X
57	MG	YA	3032	-	-	-	X
57	MG	YA	3033	-	-	-	X
57	MG	YA	3034	-	-	-	X
57	MG	YA	3037	-	-	-	X
57	MG	YA	3038	-	-	-	X
57	MG	YA	3041	-	-	-	X
57	MG	YA	3042	-	-	-	X
57	MG	YA	3044	-	-	-	X
57	MG	YA	3045	-	-	-	X
57	MG	YA	3048	-	-	-	X
57	MG	YA	3049	-	-	-	X
57	MG	YA	3050	-	-	-	X
57	MG	YA	3053	-	-	-	X
57	MG	YA	3056	-	-	-	X
57	MG	YA	3057	-	-	-	X
57	MG	YA	3067	-	-	-	X
57	MG	YA	3071	-	-	-	X
57	MG	YA	3072	-	-	-	X
57	MG	YA	3073	-	-	-	X
57	MG	YA	3077	-	-	-	X
57	MG	YA	3078	-	-	-	X
57	MG	YA	3079	-	-	-	X
57	MG	YA	3085	-	-	-	X
57	MG	YA	3088	-	-	-	X
57	MG	YA	3092	-	-	-	X
57	MG	YA	3093	-	-	-	X
57	MG	YA	3097	-	-	-	X
57	MG	YA	3098	-	-	-	X
57	MG	YA	3099	-	-	-	X

Continued on next page...

Continued from previous page...

Mol	Type	Chain	Res	Chirality	Geometry	Clashes	Electron density
57	MG	YA	3106	-	-	-	X
57	MG	YA	3107	-	-	-	X
57	MG	YA	3111	-	-	-	X
57	MG	YA	3113	-	-	-	X
57	MG	YA	3114	-	-	-	X
57	MG	YA	3116	-	-	-	X
57	MG	YA	3118	-	-	-	X
57	MG	YA	3134	-	-	-	X
57	MG	YA	3135	-	-	-	X
57	MG	YA	3140	-	-	-	X
57	MG	YA	3142	-	-	-	X
57	MG	YA	3151	-	-	-	X
57	MG	YA	3152	-	-	-	X
57	MG	YA	3156	-	-	-	X
57	MG	YA	3157	-	-	-	X
57	MG	YA	3162	-	-	-	X
57	MG	YA	3163	-	-	-	X
57	MG	YA	3165	-	-	-	X
57	MG	YA	3169	-	-	-	X
57	MG	YA	3173	-	-	-	X
57	MG	YA	3176	-	-	-	X
57	MG	YA	3178	-	-	-	X
57	MG	YA	3179	-	-	-	X
57	MG	YA	3180	-	-	-	X
57	MG	YA	3182	-	-	-	X
57	MG	YA	3184	-	-	-	X
57	MG	YA	3191	-	-	-	X
57	MG	YA	3193	-	-	-	X
57	MG	YA	3195	-	-	-	X
57	MG	YA	3196	-	-	-	X
57	MG	YA	3202	-	-	-	X
57	MG	YA	3203	-	-	-	X
57	MG	YA	3205	-	-	-	X
57	MG	YA	3206	-	-	-	X
57	MG	YA	3209	-	-	-	X
57	MG	YA	3213	-	-	-	X
57	MG	YA	3215	-	-	-	X
57	MG	YA	3216	-	-	-	X
57	MG	YA	3217	-	-	-	X
57	MG	YA	3226	-	-	-	X
57	MG	YA	3241	-	-	-	X
57	MG	YA	3254	-	-	-	X

Continued on next page...

Continued from previous page...

Mol	Type	Chain	Res	Chirality	Geometry	Clashes	Electron density
57	MG	YA	3257	-	-	-	X
57	MG	YA	3259	-	-	-	X
57	MG	YA	3260	-	-	-	X
57	MG	YA	3261	-	-	-	X
57	MG	YA	3262	-	-	-	X
57	MG	YB	203	-	-	-	X
57	MG	YX	101	-	-	-	X
58	PAR	QA	1666	-	-	-	X
58	PAR	XA	1673	-	-	-	X
59	ZN	R9	101	-	-	-	X
59	ZN	Y9	101	-	-	-	X

2 Entry composition

There are 59 unique types of molecules in this entry. The entry contains 291950 atoms, of which 0 are hydrogens and 0 are deuteriums.

In the tables below, the ZeroOcc column contains the number of atoms modelled with zero occupancy, the AltConf column contains the number of residues with at least one atom in alternate conformation and the Trace column contains the number of residues modelled with at most 2 atoms.

- Molecule 1 is a RNA chain called 16S rRNA.

Mol	Chain	Residues	Atoms					ZeroOcc	AltConf	Trace
1	QA	1500	Total	C	N	O	P	0	0	0
			32247	14353	5981	10414	1499			
1	XA	1500	Total	C	N	O	P	0	0	0
			32249	14354	5984	10412	1499			

- Molecule 2 is a protein called 30S ribosomal protein S2.

Mol	Chain	Residues	Atoms					ZeroOcc	AltConf	Trace
2	QB	237	Total	C	N	O	S	0	0	0
			1924	1228	344	347	5			
2	XB	237	Total	C	N	O	S	0	0	0
			1924	1228	344	347	5			

- Molecule 3 is a protein called 30S ribosomal protein S3.

Mol	Chain	Residues	Atoms					ZeroOcc	AltConf	Trace
3	QC	205	Total	C	N	O	S	0	0	0
			1605	1011	313	280	1			
3	XC	205	Total	C	N	O	S	0	0	0
			1605	1011	313	280	1			

- Molecule 4 is a protein called 30S ribosomal protein S4.

Mol	Chain	Residues	Atoms					ZeroOcc	AltConf	Trace
4	QD	208	Total	C	N	O	S	0	0	0
			1703	1066	339	291	7			
4	XD	208	Total	C	N	O	S	0	0	0
			1703	1066	339	291	7			

- Molecule 5 is a protein called 30S ribosomal protein S5.

Mol	Chain	Residues	Atoms					ZeroOcc	AltConf	Trace
5	QE	151	Total	C	N	O	S	0	0	0
			1155	729	218	204	4			
5	XE	151	Total	C	N	O	S	0	0	0
			1155	729	218	204	4			

- Molecule 6 is a protein called 30S ribosomal protein S6.

Mol	Chain	Residues	Atoms					ZeroOcc	AltConf	Trace
6	QF	101	Total	C	N	O	S	0	0	0
			843	531	155	154	3			
6	XF	101	Total	C	N	O	S	0	0	0
			843	531	155	154	3			

- Molecule 7 is a protein called 30S ribosomal protein S7.

Mol	Chain	Residues	Atoms					ZeroOcc	AltConf	Trace
7	QG	155	Total	C	N	O	S	0	0	0
			1257	781	252	218	6			
7	XG	155	Total	C	N	O	S	0	0	0
			1257	781	252	218	6			

- Molecule 8 is a protein called 30S ribosomal protein S8.

Mol	Chain	Residues	Atoms					ZeroOcc	AltConf	Trace
8	QH	138	Total	C	N	O	S	0	0	0
			1116	705	215	193	3			
8	XH	138	Total	C	N	O	S	0	0	0
			1116	705	215	193	3			

- Molecule 9 is a protein called 30S ribosomal protein S9.

Mol	Chain	Residues	Atoms					ZeroOcc	AltConf	Trace
9	QI	127	Total	C	N	O		0	0	0
			1010	639	197	174				
9	XI	127	Total	C	N	O		0	0	0
			1010	639	197	174				

- Molecule 10 is a protein called 30S ribosomal protein S10.

Mol	Chain	Residues	Atoms					ZeroOcc	AltConf	Trace
10	QJ	99	Total	C	N	O	S	0	0	0
			801	504	157	139	1			

Continued on next page...

Continued from previous page...

Mol	Chain	Residues	Atoms					ZeroOcc	AltConf	Trace
10	XJ	99	Total	C	N	O	S	0	0	0
			801	504	157	139	1			

- Molecule 11 is a protein called 30S ribosomal protein S11.

Mol	Chain	Residues	Atoms					ZeroOcc	AltConf	Trace
11	QK	119	Total	C	N	O	S	0	0	0
			885	549	168	165	3			
11	XK	119	Total	C	N	O	S	0	0	0
			885	549	168	165	3			

- Molecule 12 is a protein called 30S ribosomal protein S12.

Mol	Chain	Residues	Atoms					ZeroOcc	AltConf	Trace
12	QL	125	Total	C	N	O	S	0	0	0
			975	614	196	164	1			
12	XL	125	Total	C	N	O	S	0	0	0
			975	614	196	164	1			

- Molecule 13 is a protein called 30S ribosomal protein S13.

Mol	Chain	Residues	Atoms					ZeroOcc	AltConf	Trace
13	QM	121	Total	C	N	O	S	0	0	0
			964	597	199	166	2			
13	XM	121	Total	C	N	O	S	0	0	0
			964	597	199	166	2			

- Molecule 14 is a protein called 30S ribosomal protein S14.

Mol	Chain	Residues	Atoms					ZeroOcc	AltConf	Trace
14	QN	60	Total	C	N	O	S	0	0	0
			492	312	104	72	4			
14	XN	60	Total	C	N	O	S	0	0	0
			492	312	104	72	4			

- Molecule 15 is a protein called 30S ribosomal protein S15.

Mol	Chain	Residues	Atoms					ZeroOcc	AltConf	Trace
15	QO	88	Total	C	N	O	S	0	0	0
			734	459	147	126	2			
15	XO	88	Total	C	N	O	S	0	0	0
			734	459	147	126	2			

- Molecule 16 is a protein called 30S ribosomal protein S16.

Mol	Chain	Residues	Atoms					ZeroOcc	AltConf	Trace
16	QP	84	Total	C	N	O	S	0	0	0
			705	446	140	118	1			
16	XP	84	Total	C	N	O	S	0	0	0
			705	446	140	118	1			

- Molecule 17 is a protein called 30S ribosomal protein S17.

Mol	Chain	Residues	Atoms					ZeroOcc	AltConf	Trace
17	QQ	100	Total	C	N	O	S	0	0	0
			834	534	155	143	2			
17	XQ	100	Total	C	N	O	S	0	0	0
			834	534	155	143	2			

- Molecule 18 is a protein called 30S ribosomal protein S18.

Mol	Chain	Residues	Atoms				ZeroOcc	AltConf	Trace
18	QR	70	Total	C	N	O	0	0	0
			574	367	112	95			
18	XR	70	Total	C	N	O	0	0	0
			574	367	112	95			

- Molecule 19 is a protein called 30S ribosomal protein S19.

Mol	Chain	Residues	Atoms					ZeroOcc	AltConf	Trace
19	QS	84	Total	C	N	O	S	0	0	0
			674	430	126	116	2			
19	XS	84	Total	C	N	O	S	0	0	0
			674	430	126	116	2			

- Molecule 20 is a protein called 30S ribosomal protein S20.

Mol	Chain	Residues	Atoms					ZeroOcc	AltConf	Trace
20	QT	99	Total	C	N	O	S	0	0	0
			763	470	162	129	2			
20	XT	99	Total	C	N	O	S	0	0	0
			763	470	162	129	2			

- Molecule 21 is a protein called 30S ribosomal protein S21.

Mol	Chain	Residues	Atoms				ZeroOcc	AltConf	Trace
21	QU	25	Total	C	N	O	0	0	0
			217	134	52	31			
21	XU	25	Total	C	N	O	0	0	0
			217	134	52	31			

- Molecule 22 is a RNA chain called 23S rRNA.

Mol	Chain	Residues	Atoms					ZeroOcc	AltConf	Trace
22	RA	2882	Total	C	N	O	P	0	0	0
			62071	27627	11611	19952	2881			
22	YA	2883	Total	C	N	O	P	0	0	0
			62091	27636	11613	19960	2882			

- Molecule 23 is a RNA chain called 5S rRNA.

Mol	Chain	Residues	Atoms					ZeroOcc	AltConf	Trace
23	RB	120	Total	C	N	O	P	0	0	0
			2573	1146	476	832	119			
23	YB	120	Total	C	N	O	P	0	0	0
			2573	1146	476	832	119			

- Molecule 24 is a protein called 50S ribosomal protein L2.

Mol	Chain	Residues	Atoms					ZeroOcc	AltConf	Trace
24	RD	272	Total	C	N	O	S	0	0	0
			2115	1335	420	357	3			
24	YD	272	Total	C	N	O	S	0	0	0
			2115	1335	420	357	3			

- Molecule 25 is a protein called 50S ribosomal protein L3.

Mol	Chain	Residues	Atoms					ZeroOcc	AltConf	Trace
25	RE	205	Total	C	N	O	S	0	0	0
			1568	991	300	271	6			
25	YE	205	Total	C	N	O	S	0	0	0
			1568	991	300	271	6			

- Molecule 26 is a protein called 50S ribosomal protein L4.

Mol	Chain	Residues	Atoms					ZeroOcc	AltConf	Trace
26	RF	202	Total	C	N	O	S	0	0	0
			1585	1011	297	275	2			

Continued on next page...

Continued from previous page...

Mol	Chain	Residues	Atoms					ZeroOcc	AltConf	Trace
26	YF	202	Total	C	N	O	S	0	0	0
			1585	1011	297	275	2			

- Molecule 27 is a protein called 50S ribosomal protein L5.

Mol	Chain	Residues	Atoms					ZeroOcc	AltConf	Trace
27	RG	181	Total	C	N	O	S	0	0	0
			1474	942	268	260	4			
27	YG	181	Total	C	N	O	S	0	0	0
			1474	942	268	260	4			

- Molecule 28 is a protein called 50S ribosomal protein L6.

Mol	Chain	Residues	Atoms					ZeroOcc	AltConf	Trace
28	RH	170	Total	C	N	O	S	0	0	0
			1307	829	245	232	1			
28	YH	170	Total	C	N	O	S	0	0	0
			1307	829	245	232	1			

- Molecule 29 is a protein called 50S ribosomal protein L9.

Mol	Chain	Residues	Atoms					ZeroOcc	AltConf	Trace
29	RI	146	Total	C	N	O	S	0	0	0
			1136	726	201	208	1			
29	YI	146	Total	C	N	O	S	0	0	0
			1136	726	201	208	1			

- Molecule 30 is a protein called 50S ribosomal protein L13.

Mol	Chain	Residues	Atoms					ZeroOcc	AltConf	Trace
30	RN	138	Total	C	N	O	S	0	0	0
			1104	712	206	182	4			
30	YN	138	Total	C	N	O	S	0	0	0
			1104	712	206	182	4			

- Molecule 31 is a protein called 50S ribosomal protein L14.

Mol	Chain	Residues	Atoms					ZeroOcc	AltConf	Trace
31	RO	122	Total	C	N	O	S	0	0	0
			933	588	171	170	4			
31	YO	122	Total	C	N	O	S	0	0	0
			933	588	171	170	4			

- Molecule 32 is a protein called 50S ribosomal protein L15.

Mol	Chain	Residues	Atoms					ZeroOcc	AltConf	Trace
32	RP	150	Total	C	N	O	S	0	0	0
			1145	712	232	198	3			
32	YP	150	Total	C	N	O	S	0	0	0
			1145	712	232	198	3			

- Molecule 33 is a protein called 50S ribosomal protein L16.

Mol	Chain	Residues	Atoms					ZeroOcc	AltConf	Trace
33	RQ	141	Total	C	N	O	S	0	0	0
			1122	715	212	188	7			
33	YQ	141	Total	C	N	O	S	0	0	0
			1122	715	212	188	7			

- Molecule 34 is a protein called 50S ribosomal protein L17.

Mol	Chain	Residues	Atoms					ZeroOcc	AltConf	Trace
34	RR	118	Total	C	N	O	S	0	0	0
			968	604	203	160	1			
34	YR	118	Total	C	N	O	S	0	0	0
			968	604	203	160	1			

- Molecule 35 is a protein called 50S ribosomal protein L18.

Mol	Chain	Residues	Atoms				ZeroOcc	AltConf	Trace
35	RS	111	Total	C	N	O	0	0	0
			882	556	176	150			
35	YS	111	Total	C	N	O	0	0	0
			882	556	176	150			

- Molecule 36 is a protein called 50S ribosomal protein L19.

Mol	Chain	Residues	Atoms					ZeroOcc	AltConf	Trace
36	RT	137	Total	C	N	O	S	0	0	0
			1141	710	234	196	1			
36	YT	137	Total	C	N	O	S	0	0	0
			1141	710	234	196	1			

- Molecule 37 is a protein called 50S ribosomal protein L20.

Mol	Chain	Residues	Atoms					ZeroOcc	AltConf	Trace
37	RU	117	Total	C	N	O	S	0	0	0
			964	610	202	151	1			
37	YU	117	Total	C	N	O	S	0	0	0
			964	610	202	151	1			

- Molecule 38 is a protein called 50S ribosomal protein L21.

Mol	Chain	Residues	Atoms					ZeroOcc	AltConf	Trace
38	RV	101	Total	C	N	O	S	0	0	0
			779	501	142	135	1			
38	YV	101	Total	C	N	O	S	0	0	0
			779	501	142	135	1			

- Molecule 39 is a protein called 50S ribosomal protein L22.

Mol	Chain	Residues	Atoms					ZeroOcc	AltConf	Trace
39	RW	113	Total	C	N	O	S	0	0	0
			900	566	177	155	2			
39	YW	113	Total	C	N	O	S	0	0	0
			900	566	177	155	2			

- Molecule 40 is a protein called 50S ribosomal protein L23.

Mol	Chain	Residues	Atoms				ZeroOcc	AltConf	Trace
40	RX	92	Total	C	N	O	0	0	0
			725	471	131	123			
40	YX	92	Total	C	N	O	0	0	0
			725	471	131	123			

- Molecule 41 is a protein called 50S ribosomal protein L24.

Mol	Chain	Residues	Atoms					ZeroOcc	AltConf	Trace
41	RY	102	Total	C	N	O	S	0	0	0
			785	505	150	125	5			
41	YY	102	Total	C	N	O	S	0	0	0
			785	505	150	125	5			

- Molecule 42 is a protein called 50S ribosomal protein L25.

Mol	Chain	Residues	Atoms					ZeroOcc	AltConf	Trace
42	RZ	183	Total	C	N	O	S	0	0	0
			1461	933	260	265	3			

Continued on next page...

Continued from previous page...

Mol	Chain	Residues	Atoms					ZeroOcc	AltConf	Trace
42	YZ	183	Total	C	N	O	S	0	0	0
			1461	933	260	265	3			

- Molecule 43 is a protein called 50S ribosomal protein L27.

Mol	Chain	Residues	Atoms					ZeroOcc	AltConf	Trace
43	R0	82	Total	C	N	O	S	0	0	0
			648	401	138	108	1			
43	Y0	82	Total	C	N	O	S	0	0	0
			648	401	138	108	1			

- Molecule 44 is a protein called 50S ribosomal protein L28.

Mol	Chain	Residues	Atoms					ZeroOcc	AltConf	Trace
44	R1	97	Total	C	N	O	S	0	0	0
			763	481	150	131	1			
44	Y1	97	Total	C	N	O	S	0	0	0
			763	481	150	131	1			

- Molecule 45 is a protein called 50S ribosomal protein L29.

Mol	Chain	Residues	Atoms					ZeroOcc	AltConf	Trace
45	R2	69	Total	C	N	O	S	0	0	0
			581	358	118	104	1			
45	Y2	69	Total	C	N	O	S	0	0	0
			581	358	118	104	1			

- Molecule 46 is a protein called 50S ribosomal protein L30.

Mol	Chain	Residues	Atoms				ZeroOcc	AltConf	Trace
46	R3	59	Total	C	N	O	0	0	0
			469	298	90	81			
46	Y3	59	Total	C	N	O	0	0	0
			469	298	90	81			

- Molecule 47 is a protein called 50S ribosomal protein L31.

Mol	Chain	Residues	Atoms					ZeroOcc	AltConf	Trace
47	R4	71	Total	C	N	O	S	0	0	0
			581	364	108	104	5			
47	Y4	71	Total	C	N	O	S	0	0	0
			581	364	108	104	5			

- Molecule 48 is a protein called 50S ribosomal protein L32.

Mol	Chain	Residues	Atoms					ZeroOcc	AltConf	Trace
48	R5	59	Total	C	N	O	S	0	0	0
			459	288	90	76	5			
48	Y5	58	Total	C	N	O	S	0	0	0
			451	283	89	74	5			

- Molecule 49 is a protein called 50S ribosomal protein L33.

Mol	Chain	Residues	Atoms					ZeroOcc	AltConf	Trace
49	R6	49	Total	C	N	O	S	0	0	0
			424	264	87	69	4			
49	Y6	49	Total	C	N	O	S	0	0	0
			424	264	87	69	4			

- Molecule 50 is a protein called 50S ribosomal protein L34.

Mol	Chain	Residues	Atoms					ZeroOcc	AltConf	Trace
50	R7	49	Total	C	N	O	S	0	0	0
			430	263	108	57	2			
50	Y7	49	Total	C	N	O	S	0	0	0
			430	263	108	57	2			

- Molecule 51 is a protein called 50S ribosomal protein L35.

Mol	Chain	Residues	Atoms					ZeroOcc	AltConf	Trace
51	R8	64	Total	C	N	O	S	0	0	0
			517	331	102	82	2			
51	Y8	64	Total	C	N	O	S	0	0	0
			517	331	102	82	2			

- Molecule 52 is a protein called 50S ribosomal protein L36.

Mol	Chain	Residues	Atoms					ZeroOcc	AltConf	Trace
52	R9	37	Total	C	N	O	S	0	0	0
			307	188	68	47	4			
52	Y9	37	Total	C	N	O	S	0	0	0
			307	188	68	47	4			

- Molecule 53 is a RNA chain called P-site tRNA fMet.

Mol	Chain	Residues	Atoms					ZeroOcc	AltConf	Trace
53	QV	77	Total	C	N	O	P	0	0	0
			1644	732	297	538	77			
53	XV	77	Total	C	N	O	P	0	0	0
			1644	732	297	538	77			

- Molecule 54 is a RNA chain called A-site ASL SufA6.

Mol	Chain	Residues	Atoms					ZeroOcc	AltConf	Trace
54	QX	8	Total	C	N	O	P	0	0	0
			169	76	31	54	8			
54	XX	8	Total	C	N	O	P	0	0	0
			169	76	31	54	8			

- Molecule 55 is a RNA chain called messenger RNA.

Mol	Chain	Residues	Atoms					ZeroOcc	AltConf	Trace
55	QY	14	Total	C	N	O	P	0	0	0
			303	135	55	99	14			
55	XY	14	Total	C	N	O	P	0	0	0
			303	135	55	99	14			

- Molecule 56 is a RNA chain called tRNA acceptor end mimic.

Mol	Chain	Residues	Atoms					ZeroOcc	AltConf	Trace
56	Z6	3	Total	C	N	O	P	0	0	0
			74	40	13	19	2			
56	Z8	3	Total	C	N	O	P	0	0	0
			74	40	13	19	2			

- Molecule 57 is MAGNESIUM ION (three-letter code: MG) (formula: Mg).

Mol	Chain	Residues	Atoms		ZeroOcc	AltConf
57	QA	65	Total	Mg	0	0
			65	65		
57	RP	2	Total	Mg	0	0
			2	2		
57	QX	1	Total	Mg	0	0
			1	1		
57	YA	265	Total	Mg	0	0
			265	265		
57	QM	1	Total	Mg	0	0
			1	1		

Continued on next page...

Continued from previous page...

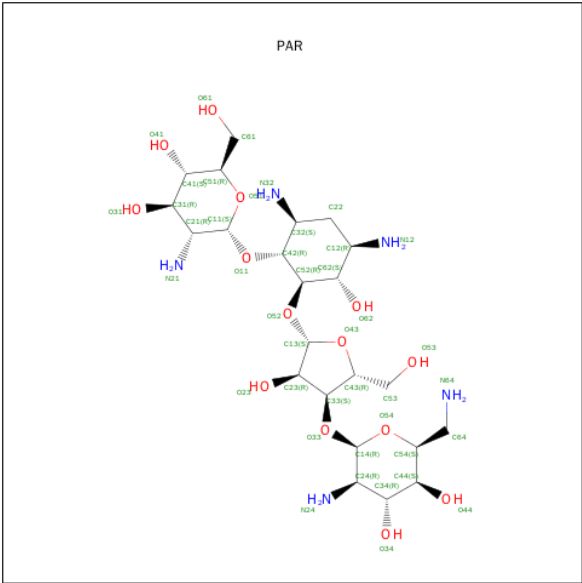
Mol	Chain	Residues	Atoms		ZeroOcc	AltConf
57	XX	1	Total 1	Mg 1	0	0
57	XA	72	Total 72	Mg 72	0	0
57	RU	1	Total 1	Mg 1	0	0
57	QH	1	Total 1	Mg 1	0	0
57	YQ	1	Total 1	Mg 1	0	0
57	R8	1	Total 1	Mg 1	0	0
57	YX	1	Total 1	Mg 1	0	0
57	RR	1	Total 1	Mg 1	0	0
57	RD	1	Total 1	Mg 1	0	0
57	Y7	1	Total 1	Mg 1	0	0
57	QF	1	Total 1	Mg 1	0	0
57	R5	1	Total 1	Mg 1	0	0
57	RA	244	Total 244	Mg 244	0	0
57	YP	2	Total 2	Mg 2	0	0
57	Y5	1	Total 1	Mg 1	0	0
57	RE	2	Total 2	Mg 2	0	0
57	YB	3	Total 3	Mg 3	0	0
57	XV	2	Total 2	Mg 2	0	0
57	RB	2	Total 2	Mg 2	0	0
57	RF	1	Total 1	Mg 1	0	0
57	XM	1	Total 1	Mg 1	0	0

Continued on next page...

Continued from previous page...

Mol	Chain	Residues	Atoms		ZeroOcc	AltConf
57	YE	1	Total	Mg	0	0
			1	1		

- Molecule 58 is PAROMOMYCIN (three-letter code: PAR) (formula: C₂₃H₄₅N₅O₁₄).



Mol	Chain	Residues	Atoms				ZeroOcc	AltConf
58	QA	1	Total	C	N	O	0	0
			42	23	5	14		
58	XA	1	Total	C	N	O	0	0
			42	23	5	14		

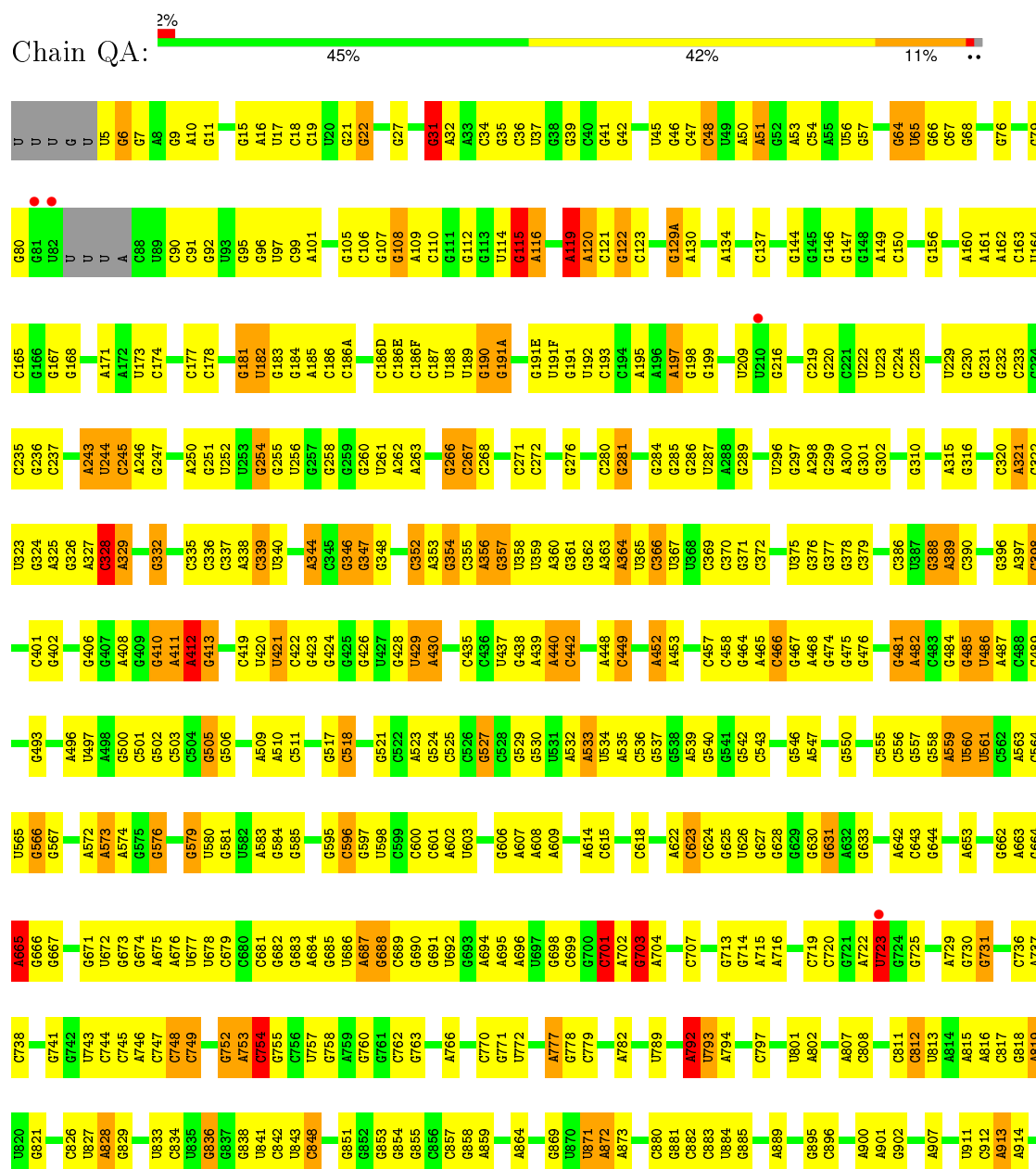
- Molecule 59 is ZINC ION (three-letter code: ZN) (formula: Zn).


Mol	Chain	Residues	Atoms		ZeroOcc	AltConf
59	Y9	1	Total	Zn	0	0
			1	1		
59	QN	1	Total	Zn	0	0
			1	1		
59	XN	1	Total	Zn	0	0
			1	1		
59	QD	1	Total	Zn	0	0
			1	1		
59	XD	1	Total	Zn	0	0
			1	1		
59	R9	1	Total	Zn	0	0
			1	1		

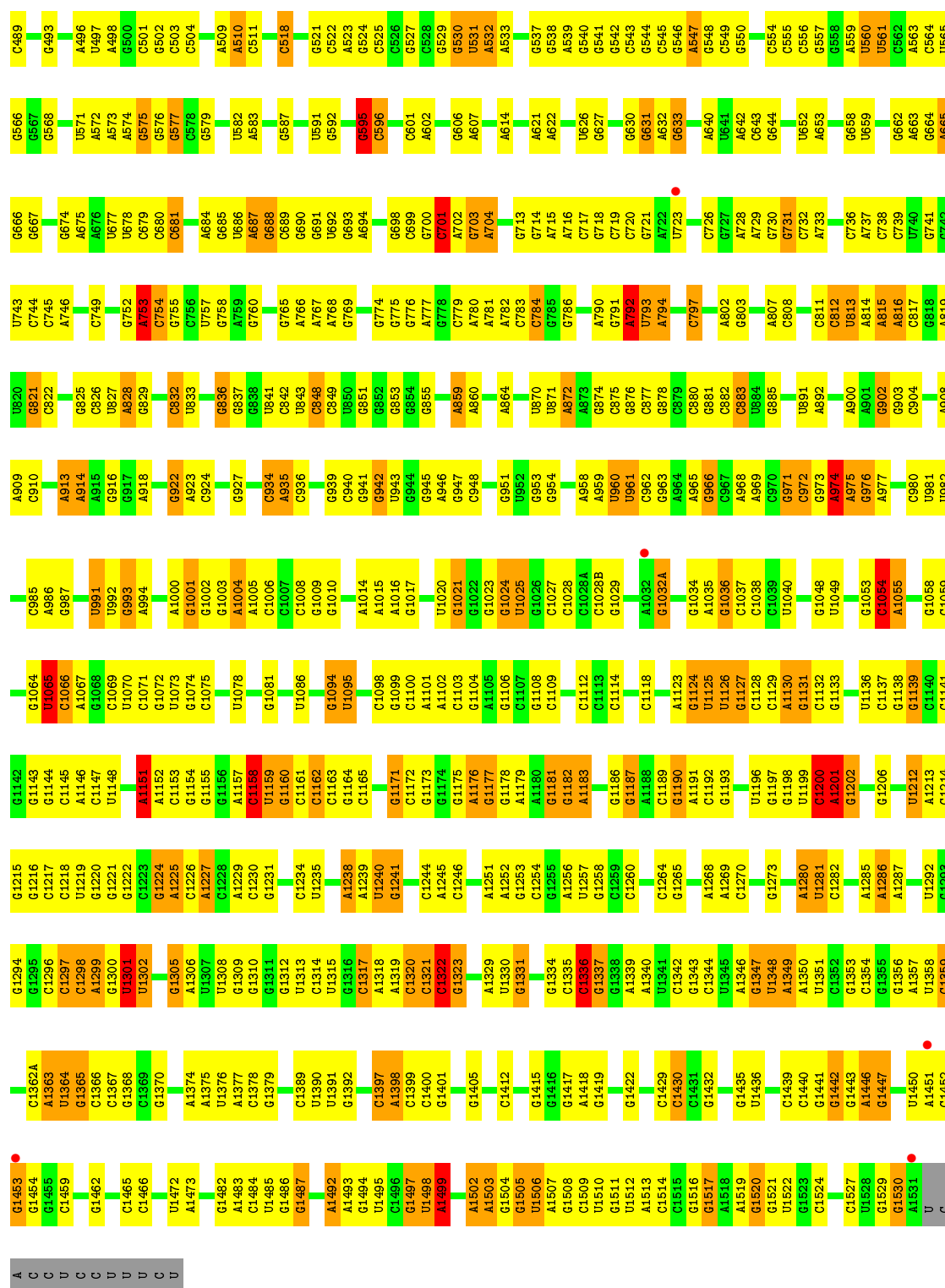
3 Residue-property plots

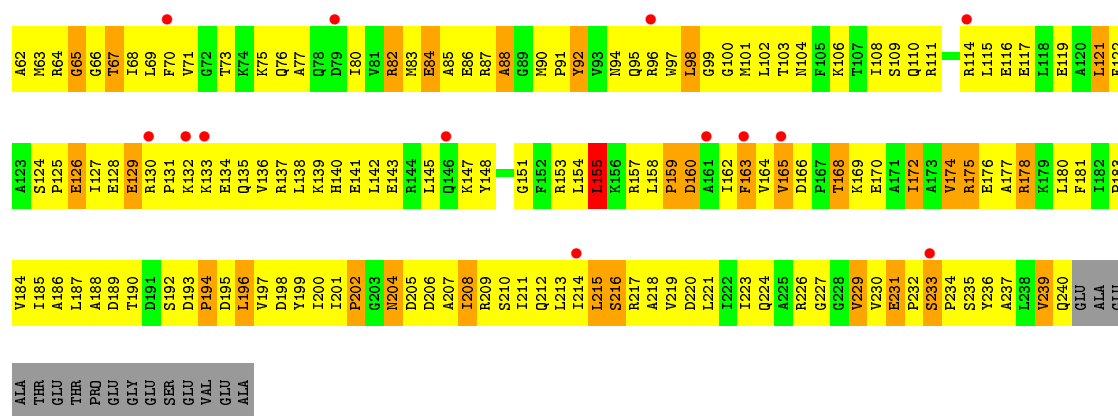
These plots are drawn for all protein, RNA and DNA chains in the entry. The first graphic for a chain summarises the proportions of errors displayed in the second graphic. The second graphic shows the sequence view annotated by issues in geometry and electron density. Residues are color-coded according to the number of geometric quality criteria for which they contain at least one outlier: green = 0, yellow = 1, orange = 2 and red = 3 or more. A red dot above a residue indicates a poor fit to the electron density ($RSRZ > 2$). Stretches of 2 or more consecutive residues without any outlier are shown as a green connector. Residues present in the sample, but not in the model, are shown in grey.

• Molecule 1: 16S rRNA

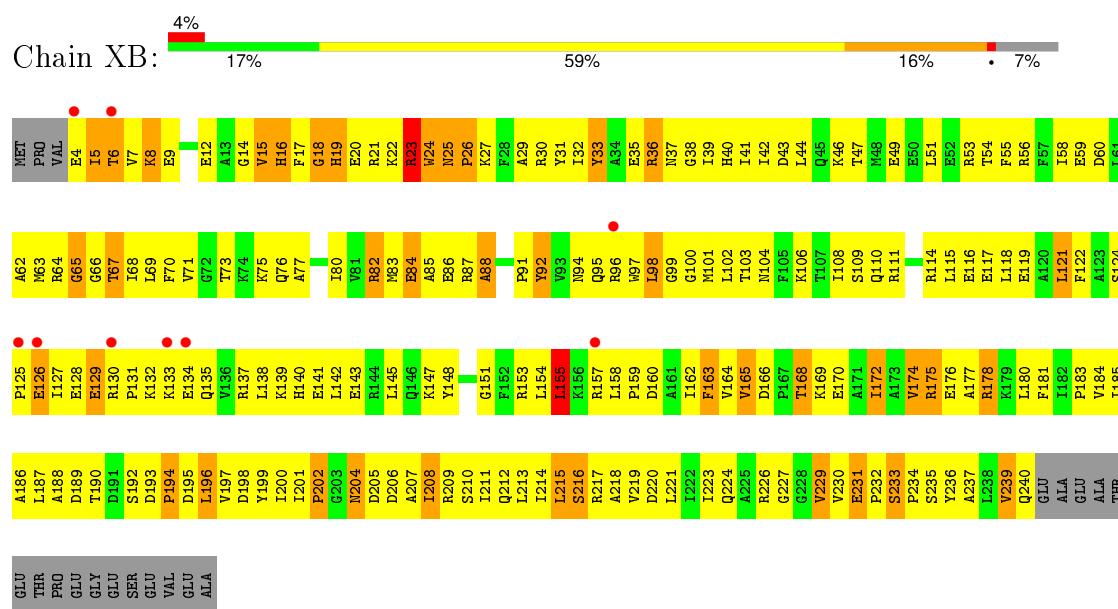




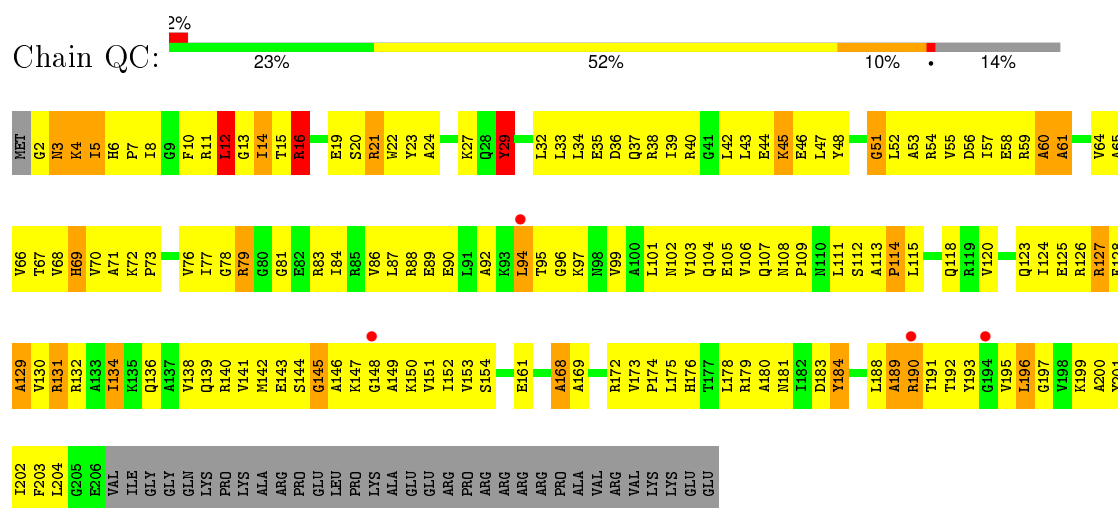




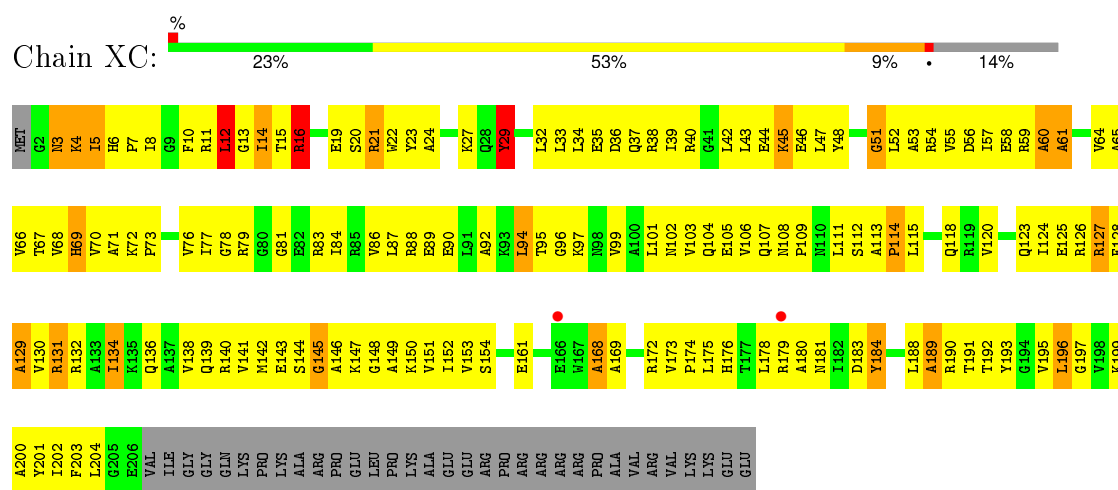
• Molecule 2: 30S ribosomal protein S2



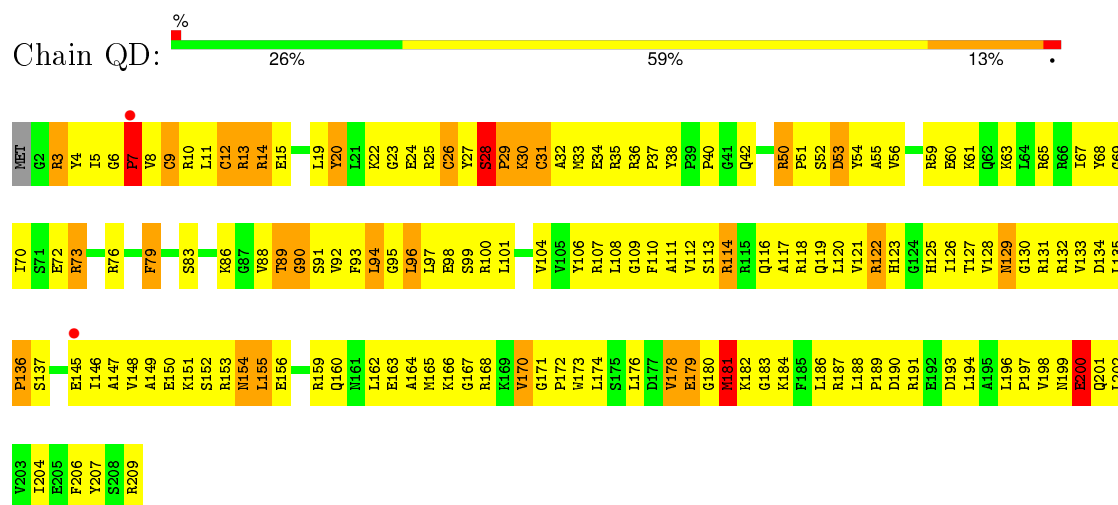
• Molecule 3: 30S ribosomal protein S3



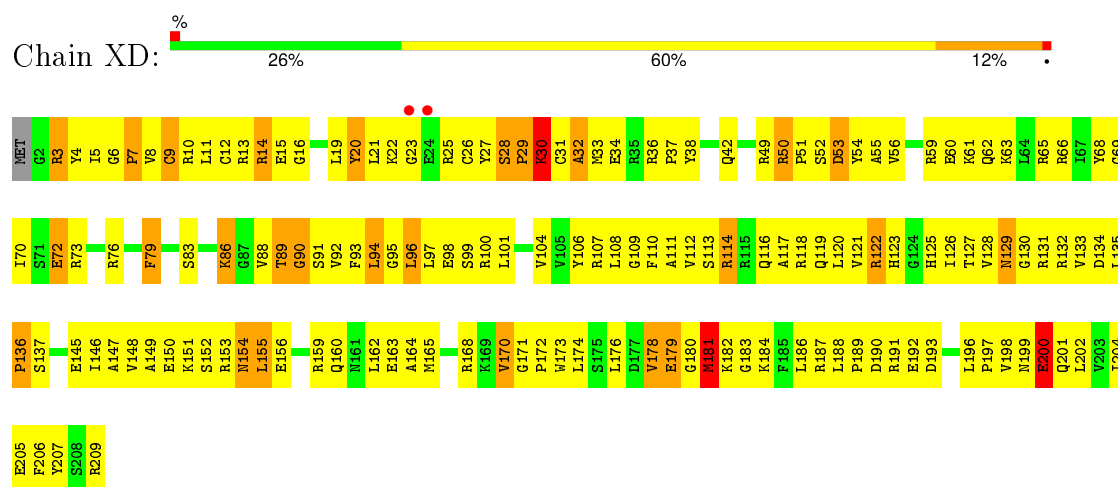
• Molecule 3: 30S ribosomal protein S3



- Molecule 4: 30S ribosomal protein S4

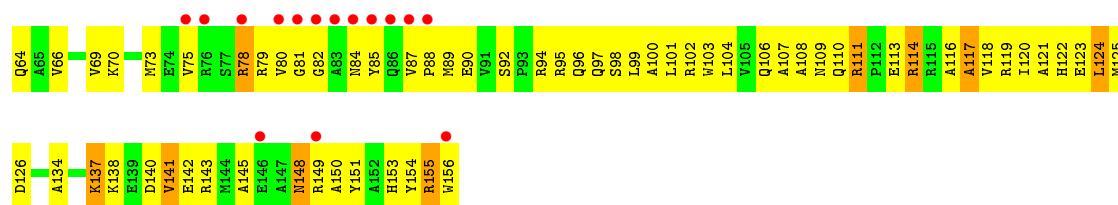


- Molecule 4: 30S ribosomal protein S4



- Molecule 5: 30S ribosomal protein S5





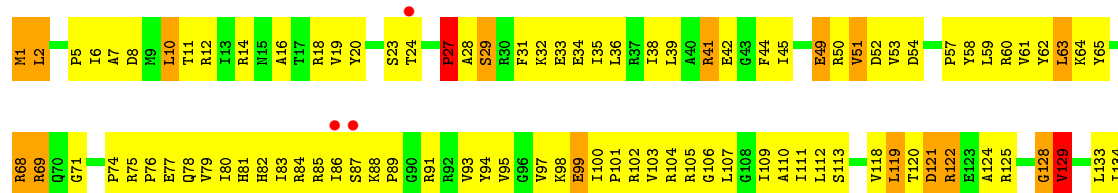
• Molecule 7: 30S ribosomal protein S7

Chain XG: 4% 29% 60% 10%



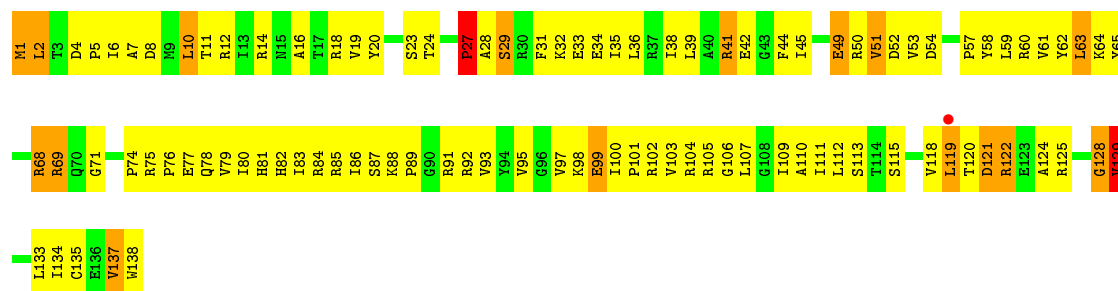
• Molecule 8: 30S ribosomal protein S8

Chain QH: 2% 28% 59% 12%



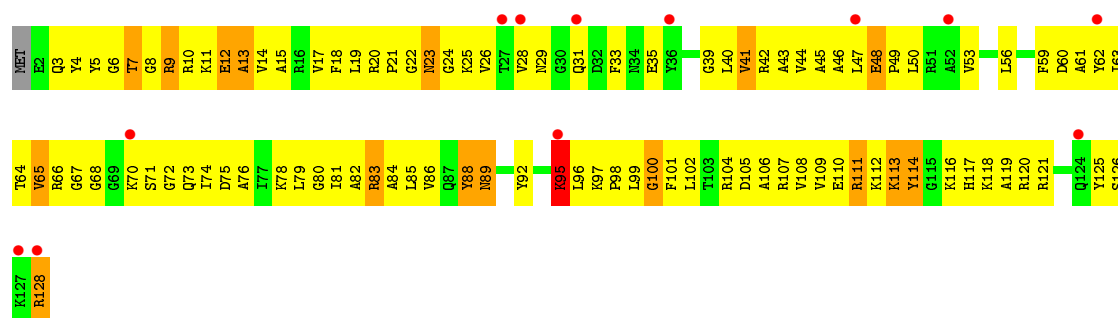
• Molecule 8: 30S ribosomal protein S8

Chain XH: 27% 60% 12%

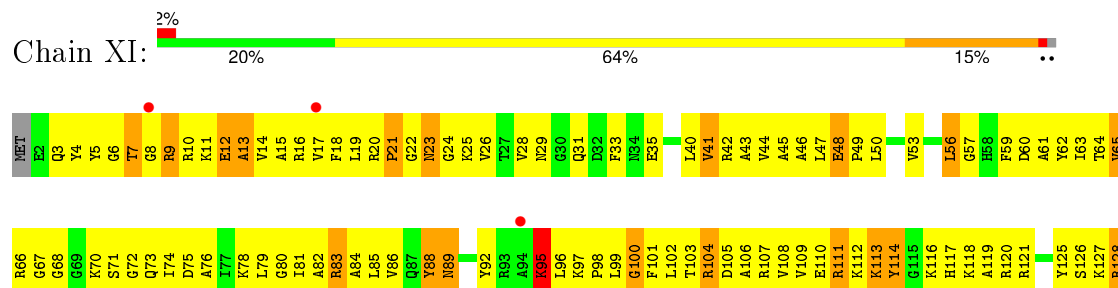


• Molecule 9: 30S ribosomal protein S9

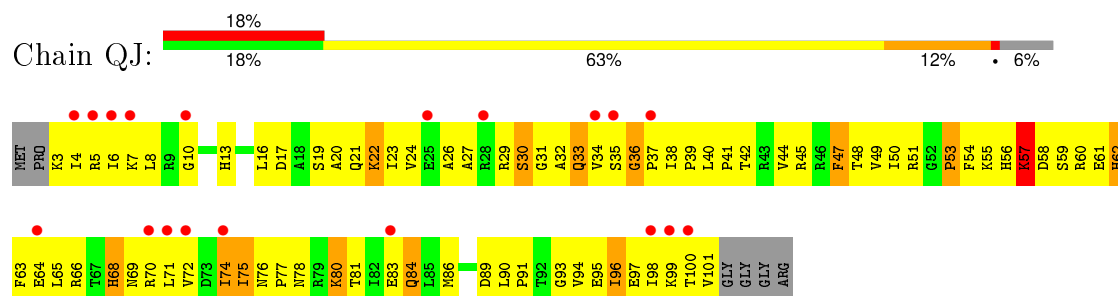
Chain QI: 9% 22% 64% 13%



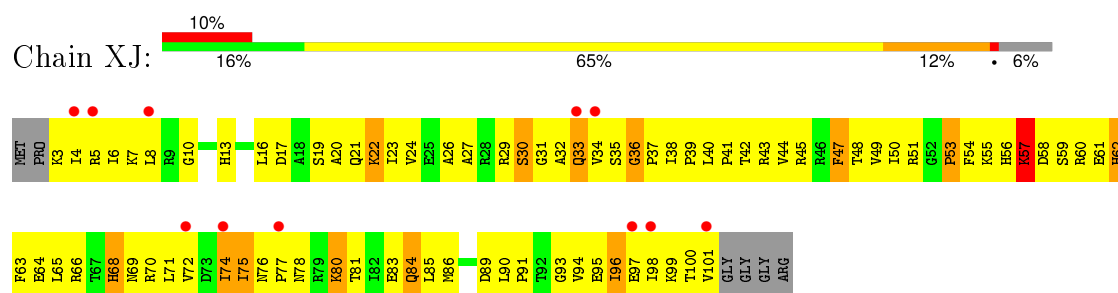
- Molecule 9: 30S ribosomal protein S9



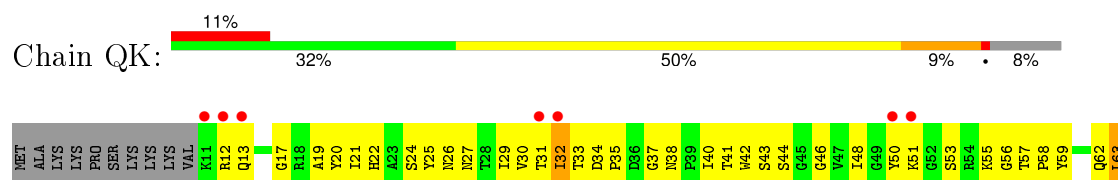
- Molecule 10: 30S ribosomal protein S10

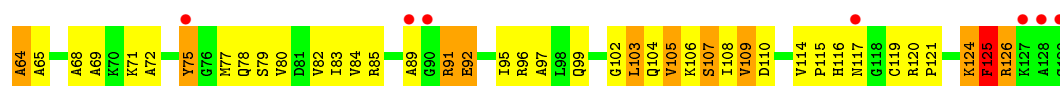


- Molecule 10: 30S ribosomal protein S10




- Molecule 11: 30S ribosomal protein S11





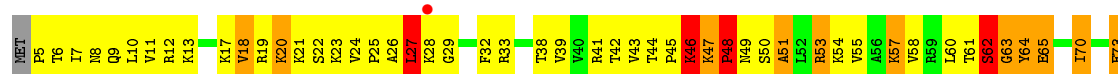
- Molecule 11: 30S ribosomal protein S11



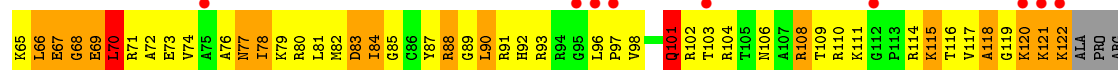

- Molecule 12: 30S ribosomal protein S12



- Molecule 12: 30S ribosomal protein S12

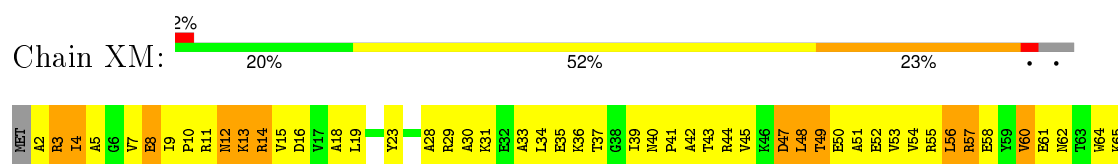


- Molecule 13: 30S ribosomal protein S13

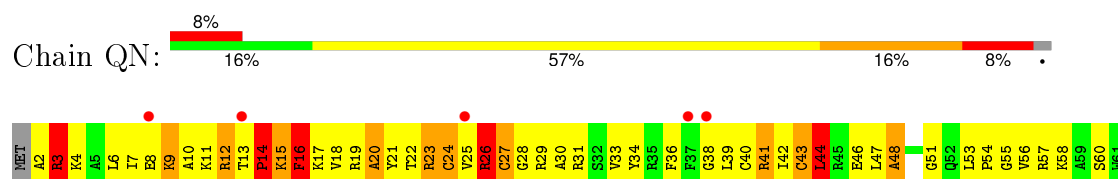


LYS

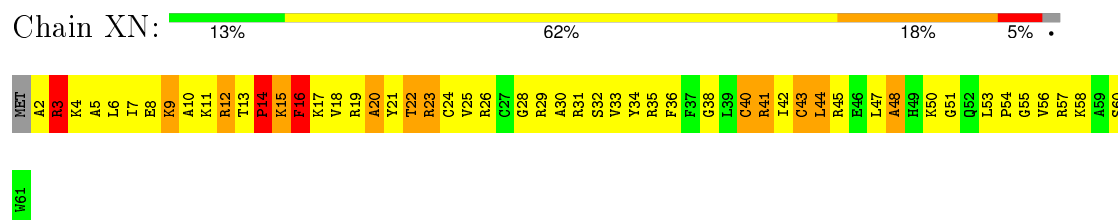
- Molecule 13: 30S ribosomal protein S13



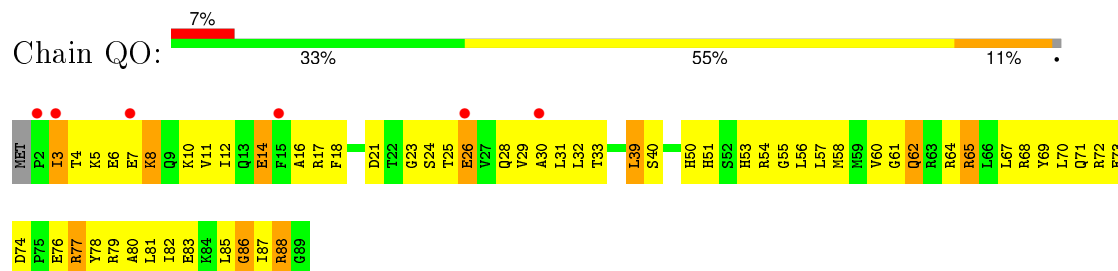
- Molecule 14: 30S ribosomal protein S14



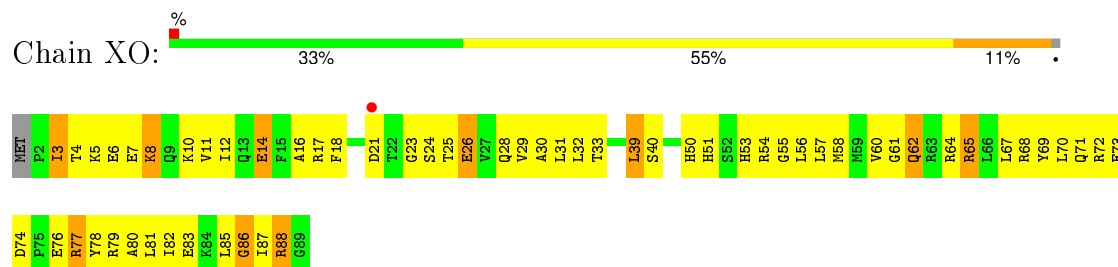
- Molecule 14: 30S ribosomal protein S14



- Molecule 15: 30S ribosomal protein S15

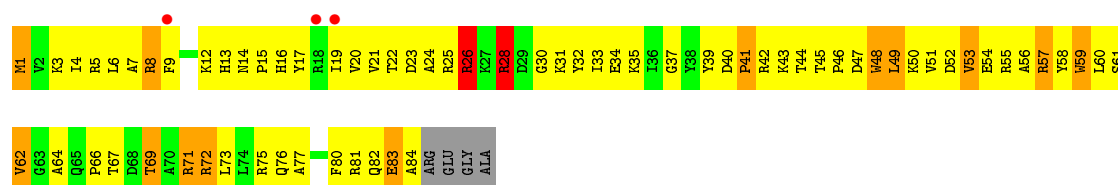


- Molecule 15: 30S ribosomal protein S15

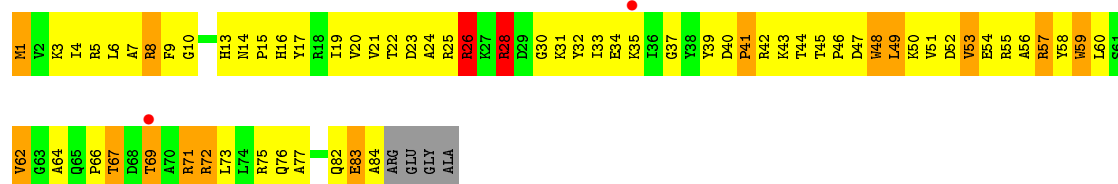


- Molecule 16: 30S ribosomal protein S16

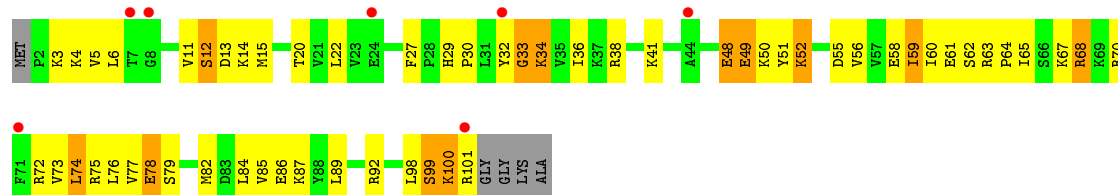
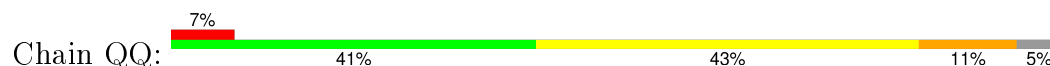




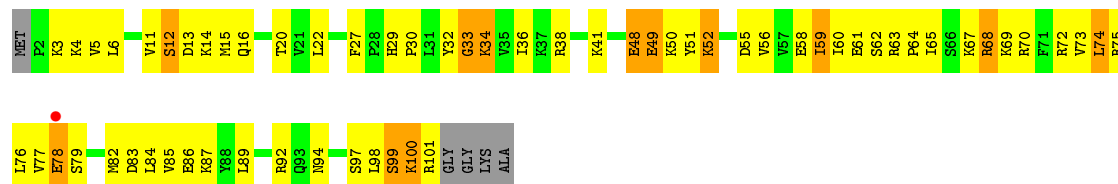
- Molecule 16: 30S ribosomal protein S16



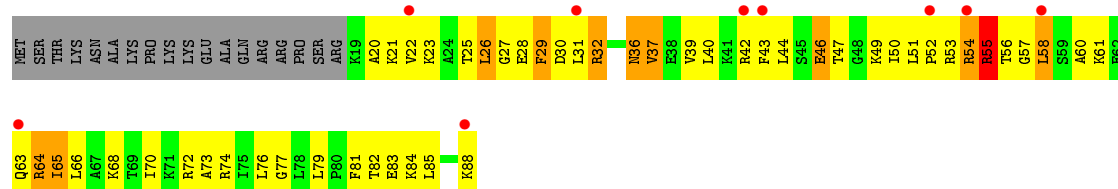
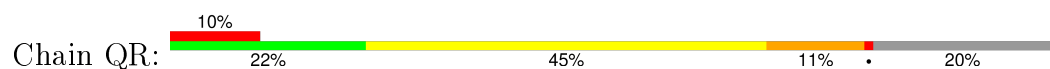
- Molecule 17: 30S ribosomal protein S17



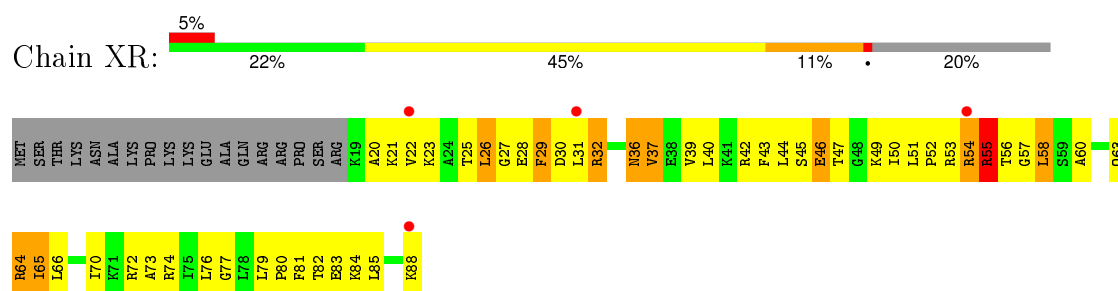
- Molecule 17: 30S ribosomal protein S17



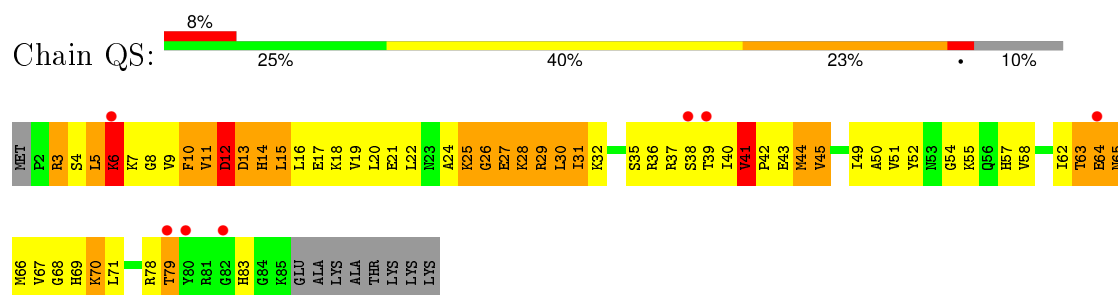
- Molecule 18: 30S ribosomal protein S18



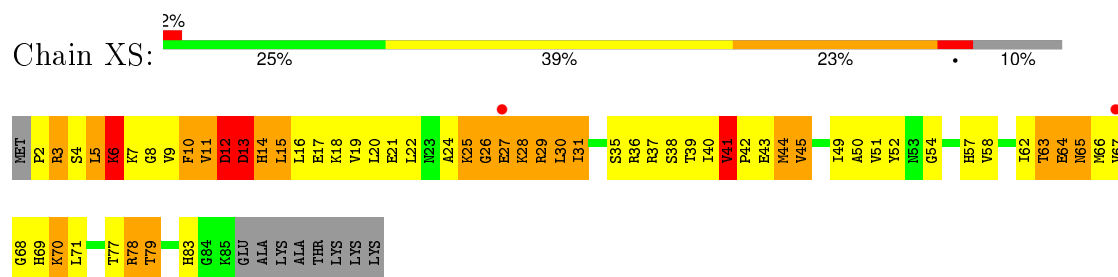
- Molecule 18: 30S ribosomal protein S18



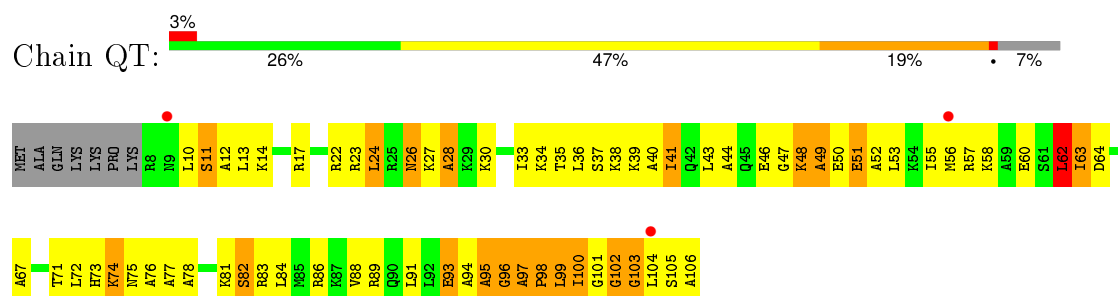
• Molecule 19: 30S ribosomal protein S19



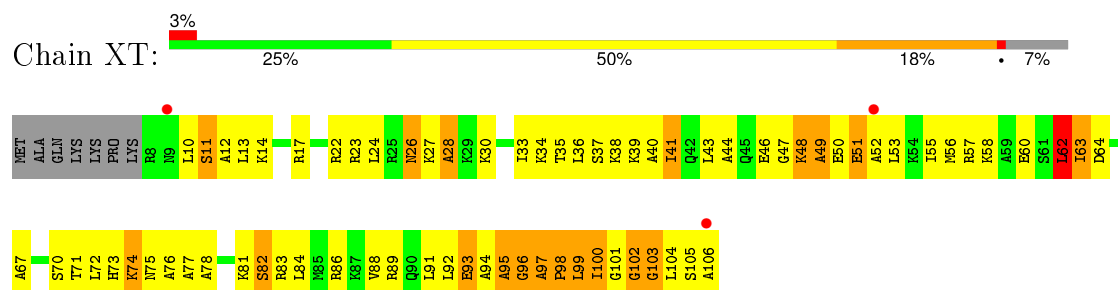
• Molecule 19: 30S ribosomal protein S19



• Molecule 20: 30S ribosomal protein S20

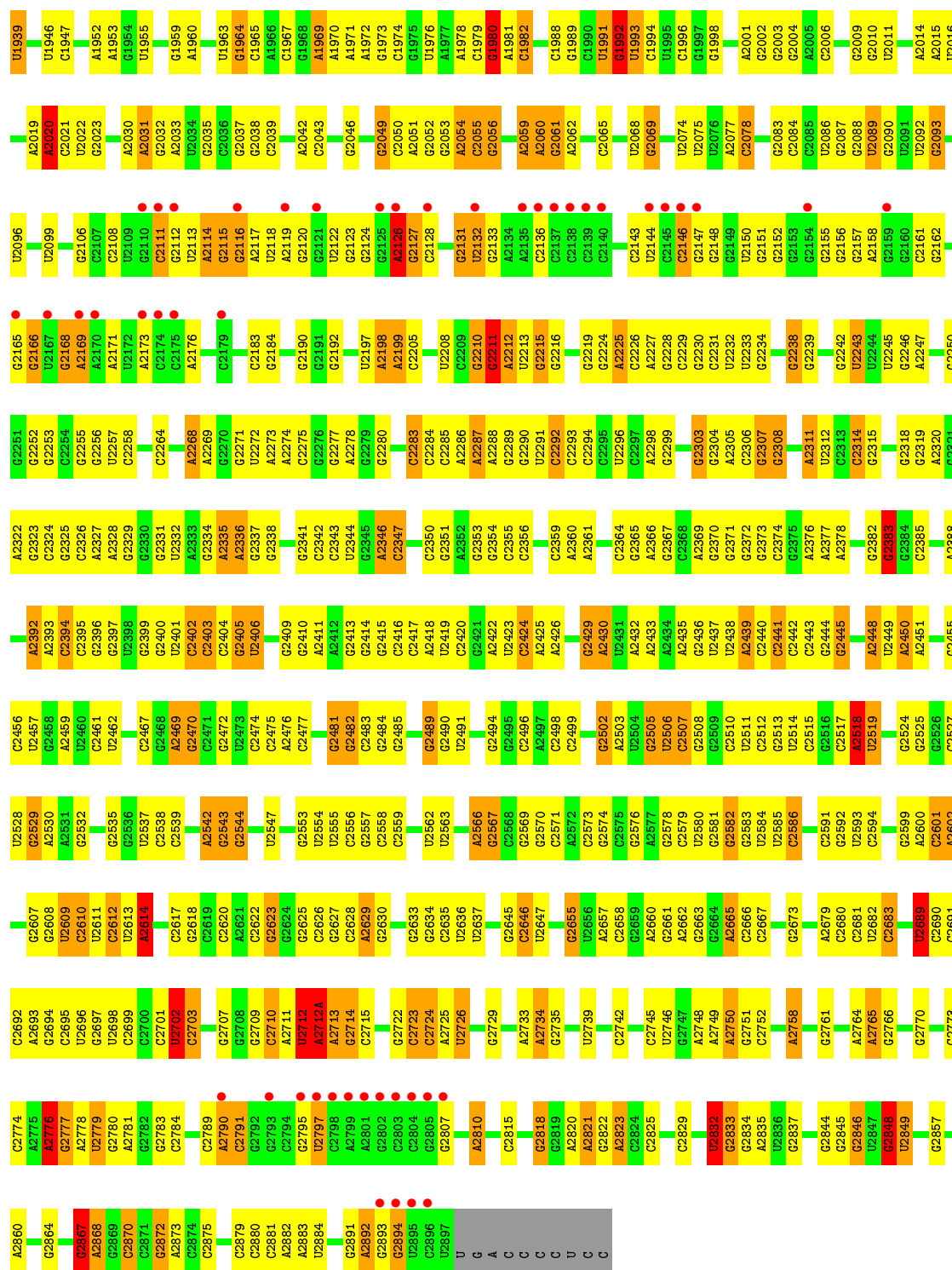


• Molecule 20: 30S ribosomal protein S20



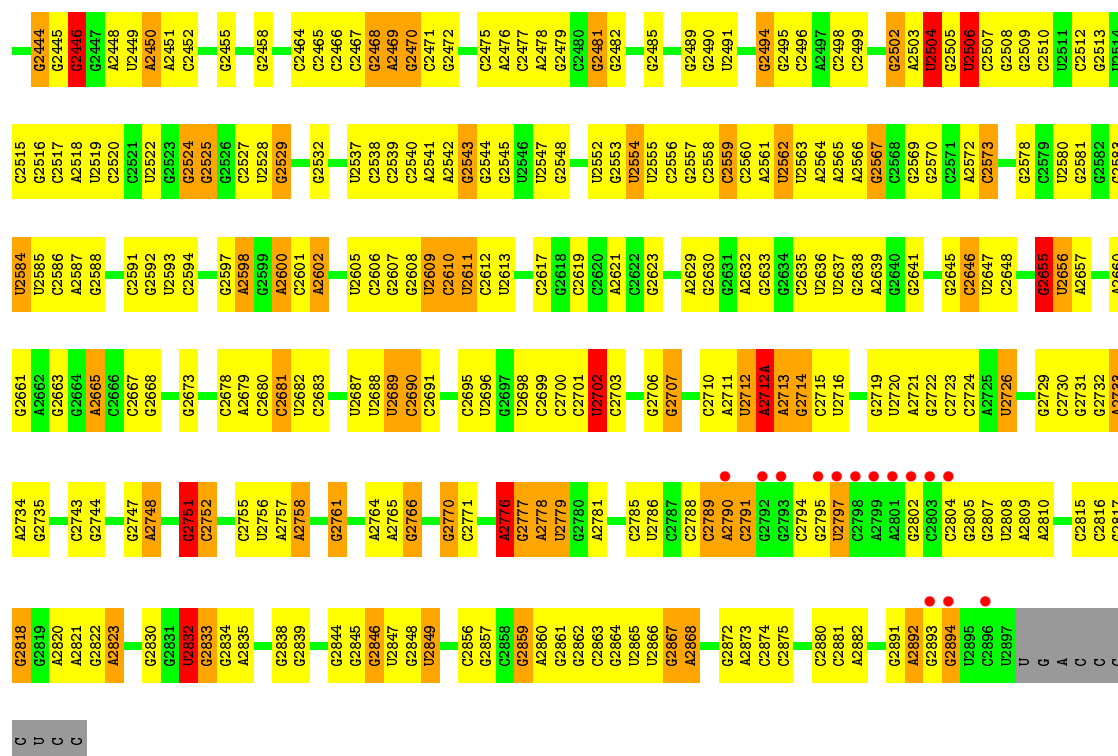
- 

G1839	G1761	C1644	A1566	C1493	C1417	A1336	C1261	C1179	A1098	A1028	A960	C885	C806	G738
G1845	G1764	G1648	A1567	A1494	G1418	G1337	A1262	C1180	G1099	A1029	C961	C886	U807	G739
G1846	G1765	G1649	A1495	A1495	G1419	G1338	U1263	G1183	U1101	G1030	G962	A987	G808	G744
G1847	G1766	G1650	A1496	A1496	U1420	G1339	G1264	G1184	U1102	U1033	G963	C888	G809	G745
G1848	G1767	G1651	A1497	U1497	G1421	U1340	A1265	G1185	A1103	U1034	G964	C889	U810	A746
G1849	G1768	G1652	A1498	C1498	G1422	U1341	G1266	G1187	C1104	G1041	G965	C890	U811	U747
G1850	G1769	G1653	C1499	G1499	G1423	U1342	U1267	U1188	G1110	G1042	G966	C892	C812	U748
G1851	G1770	G1654	G1500	C1500	G1424	G1343	A1268	U1189	G1111	G1043	U969	C893	C817	G749
G1852	G1771	G1655	C1501	C1501	G1425	A1348	A1269	U1190	A1112	G1044	G970	A896	G818	G750
G1853	G1772	G1656	U1502	C1502	A1427	G1350	G1270	G1191	A1113	G1045	C971	C897	A819	A751
G1854	G1773	G1657	U1503	U1503	C1428	C1351	G1271	G1192	G1114	A1046	G972	C898	G822	A752
G1855	G1774	G1658	U1504	C1504	G1429	U1352	A1272	G1193	G1115	G1047	A973	C899	G823	C753
G1856	G1775	G1659	C1505	C1505	C1430	A1353	U1273	A1194	G1116	A1048	G974	A900	A824	C754
G1857	G1776	G1660	C1506	C1506	U1431	A1354	A1274	G1195	C1116	A1050	G975	C901	A825	C755
G1858	G1777	G1661	C1507	A1507	U1432	G1355	A1275	C1201	G1122	A1054	U980	C902	U826	
G1859	G1778	G1662	A1508	A1508	U1433	U1357	A1278	C1202	A1054	A1054	A983	C903	U827	G759
G1860	G1779	G1663	A1509	A1509	G1434	U1358	G1279	G1203	G1125	G1055	A984	C904	U828	G760
G1861	G1780	G1664	C1510	A1510	G1435	A1359	U1282	A1204	A1126	G1056	A985	U905	A761	
G1862	G1781	G1665	U1514	C1514	G1441	A1365	G1283	U1205	G1130	A1057	A986	G906	G831	A764
G1863	G1782	G1666	C1515	C1515	G1442	A1366	A1284	G1206	U1131	G1058	A987	C907	G832	G765
G1864	G1783	G1667	U1516	U1516	A1444A	A1367	G1285	U1207	G1132	G1059	A988	A910	U833	G766
G1865	G1784	G1668	C1517	C1517	C1445	A1368	A1286	A1210	U1133	U1060	G987	A911	U834	U767
G1866	G1785	G1669	G1518	C1518	G1446	G1369	A1287	U1211	G1134	U1061	A988	C912	U835	G768
G1867	G1786	G1670	G1519	C1519	C1447	C1370	U1288	G1212	G1135	G1062	G989	C913	U836	G769
G1868	G1787	G1671	U1520	U1520	A1449	G1371	C1289	U1213	G1136	G1063	A990	C914	U837	
G1869	G1788	G1672	G1521	C1521	G1449A	G1372	A1290	A1220	U1137	C1064	A991	C915	G843	A774
G1870	G1789	G1673	C1522	C1522	C1450	U1372	G1291	C1221	G1138	U1065	A992	C916	C844	G775
G1871	G1790	G1674	A1453	A1453	C1451	G1373	U1292	C1222	G1139	U1066	G993	A917	G845	G776
G1872	G1791	G1675	C1454	C1454	A1454	G1374	C1293	C1223	U1141	U1067	C994	C921	C846	G777
G1873	G1792	G1676	U1455	U1455	G1455	A1378	G1296	G1224	U1142	G1068	C995	U922	U847	G778
G1874	G1793	G1677	G1456	G1456	G1456	A1379	U1297	A1142A	A1143	A1069	A996	C923	A848	A777
G1875	G1794	G1678	C1457	C1457	G1457	G1380	U1300	A1227	G1144	G1070	G997	C924	A849	G779
G1876	G1795	G1679	G1458	G1458	G1458	G1381	A1301	G1228	U1149	G1074	A1000	G928	G855	G780
G1877	G1796	G1680	A1610	A1610	G1459	G1382	A1302	G1229	C1150	C1075	A1001	G929	C857	A781
G1878	G1797	G1681	G1534	G1534	A1460	A1384	A1303	G1236	G1151	C1076	G1002	U930	U858	A782
G1879	G1798	G1682	U1535	U1535	C1461	G1385	G1303	A1237	C1152	A1077	G1003	G931	G859	A783
G1880	G1799	G1683	C1536	C1536	C1462	C1386	A1304	G1238	G1153	U1078	C1004	G932	U860	A784
G1881	G1800	G1684	G1537	G1537	G1467	C1387	C1305	A1241	C1154	C1079	C1005	C935	A861	G785
G1882	G1801	G1685	U1538	U1538	C1468	U1394	C1306	A1242	G1155	C1080	C1006	C936	G862	C786
G1883	G1802	G1686	G1539	G1539	A1469	U1395	G1309	G1243	A1156	U1081	C1007	U937	A863	U787
G1884	G1803	G1687	U1540	U1540	G1470	U1396	G1310	A1244	C1161	U1082	A1010	G938	G864	A788
G1885	G1804	G1688	C1541	C1541	A1471	U1397	G1311	G1245	G1162	A1083	G1011	C941	A866	C790
G1886	G1805	G1689	A1542	A1542	A1472	U1398	G1312	G1246	G1163	A1084	U1012	G942	C867	G791
G1887	G1806	G1690	C1543	C1543	G1473	C1399	U1313	A1247	G1164	A1085	C1013	G943	U868	G792
G1888	G1807	G1691	A1544	A1544	G1474	C1403	C1314	G1248	U1165	A1086	U1014	G944	G869	A793
G1889	G1808	G1692	G1545	G1545	G1475	C1404	C1315	U1249	C1166	G1087	G1015	G945	A870	G794
G1890	G1809	G1693	U1546	U1546	G1476	U1405	G1316	G1250	G1169	U1088	U1019	A946	U871	C795
G1891	G1810	G1694	C1547	C1547	G1477	U1406	A1320	C1251	G1170	G1089	A1020	G947	A872	C796
G1892	G1811	G1695	G1548	G1548	G1478	C1407	A1321	G1252	G1171	G1091	A1021	G948	A878	C797
G1893	G1812	G1696	U1549	U1549	G1479	C1408	C1327	A1253	G1172	C1092	G1022	G952	A879	A800
G1894	G1813	G1697	C1550	C1550	G1480	C1409	G1328	G1254	G1173	A1092	U1023	G953	G880	A801
G1895	G1814	G1698	A1551	A1551	U1481	C1411	U1329	G1255	G1174	G1093	G1024	A957	G881	A802
G1896	G1815	G1699	U1552	U1552	G1482	C1412	U1330	G1256	G1175	U1094	G1025	U958	G882	A803
G1897	G1816	G1700	C1553	C1553	G1483	C1413	G1332	C1257	G1176	A1095	U1026	U959	G883	A804
G1898	G1817	G1701	A1554	A1554	G1484	G1414	U1333	C1258	G1177	A1096	U1027	A959	C884	
G1899	G1818	G1702	G1555	G1555	G1485	G1415	U1334	G1259	G1178	U1097	A1027			
G1900	G1819	G1703	U1556	U1556	G1486	U1416	U1335	G1260						
G1901	G1820	G1704	C1557	C1557	G1487	G1417								
G1902	G1821	G1705	G1558	G1558	G1488	G1418								
G1903	G1822	G1706	U1559	U1559	G1489	U1419								
G1904	G1823	G1707	C1560	C1560	G1490	U1420								
G1905	G1824	G1708	G1561	G1561	G1491	U1421								
G1906	G1825	G1709	U1562	U1562	G1492	U1422								
G1907	G1826	G1710	C1563	C1563	G1493	U1423								
G1908	G1827	G1711	A1564	A1564	G1494	U1424								
G1909	G1828	G1712	G1565	G1565	G1495	U1425								
G1910	G1829	G1713	U1566	U1566	G1496	U1426								
G1911	G1830	G1714	C1567	C1567	G1497	U1427								
G1912	G1831	G1715	G1568	G1568	G1498	U1428								
G1913	G1832	G1716	U1569	U1569	G1499	U1429								
G1914	G1833	G1717	C1570	C1570	G1500	U1430								
G1915	G1834	G1718	A1571	A1571	U1431	U1431								
G1916	G1835	G1719	G1572	G1572	G1432	U1432								
G1917	G1836	G1720	U1573	U1573	G1433	U1433								
G1918	G1837	G1721	C1574	C1574	G1434	U1434								
G1919	G1838	G1722	U1575	U1575	G1435	U1435								
G1920	G1839	G1723	G1576	G1576	G1436	U1436								
G1921	G1840	G1724	C1577	C1577	G1437	U1437								
G1922	G1841	G1725	A1578	A1578	G1438	U1438								
G1923	G1842	G1726	U1579	U1579	G1439	U1439								
G1924	G1843	G1727	C1580	C1580	G1440	U1440								
G1925	G1844	G1728	A1581	A1581	G1441	U1441								
G1926	G1845	G1729	U1582	U1582	G1442	U1442								
G1927	G1846	G1730	C1583	C1583	G1443	U1443								
G1928	G1847	G1731	A1584	A1584	G1444	U1444								
G1929	G1848	G1732	U1585	U1585	G1445	U1445								
G1930	G1849	G1733	G1586	G1586	G1446	U1446								
G1931	G1850	G1734	C1587	C1587	G1447	U1447								
G1932	G1851	G1735	U1588	U1588	G1448	U1448								
G1933	G1852	G1736	A1589	A1589	G1449	U1449								
G1934	G1853	G1737	C1590	C1590	G1450	U1450								
G1935	G1854	G1738	U1591	U1591	G1451	U1451								
G1936	G1855	G1739	G1592	G1592	G1452	U1452								
G1937	G1856	G1740	C1593	C1593	G1453	U1453								
G1938	G1857	G1741	U1594	U1594	G1454	U1454								
G1939	G1858	G1742	G1595	G1595	G1455	U1455								
G1940	G1859	G1743	A1596	A1596	G1456	U1456								
G1941	G1860	G1744	C1597	C1597	G1457	U1457								
G1942	G1861	G1745	U1598	U1598	G1458	U1458								
G1943	G1862	G1746	G1599	G1599	G1459	U1459								
G1944	G1863	G1747	C1600	C1600	G1460	U1460								
G1945	G1864	G1748	U1601											

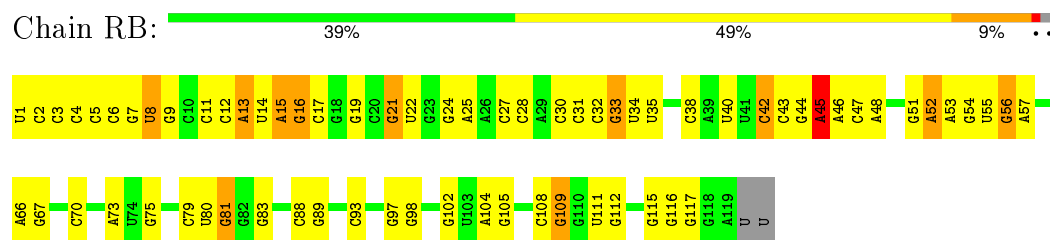


A1189	G1110	G1042	C964	G992	A820	G744	G663	6620	A472	A390	A311	G259	G188	G86
G1190	A1111	C1043	C965	A896	A821	G745	C664	A621	G473	G391	G312	G260	G189	C97
G1191	G1112	G1044	G1113	C897	U822	A746	G665	G622	A478	C392	G315	G261	A190	G98
A1194	G1114	A1045	C971	C898	U827	U747	G666	G623	A479	U395	G319	C264	A191	U99
G1195	G872	A1046	G972	C899	U828	U748	U667	G624	A480	G396	A265	A264	C192	G101
C1196	A1047	A1048	A973	A899	U829	U749	G668	G625	A481	G397	A320	G265	U193	G102
G1197	G1049	C1049	C974A	A900	A830	C753	G669	U626	G482	G398	G321	G266	G194	A103
U1198	G1121	A1050	G975	C902	G831	C753	G674	A627	A483	U361	A322	U269	A195	A103
U1199	G1123	C1053	G978	C903	G832	U757	A675	G628	A484	C404	G323	A270	A196	C106
C1200	G1124	A1054	G979	C904	U833	C758	A676	G629	C484	U405	A324	A270	A197	C107
C1201	A1126	G1055	A980	U907	U839	G759	A677	G630	C485	G406	G325	C270G	C198	U108
G1202	A1127	G1056	A981	C908	C840	A761	C678	A632	G494	G407	G326	C270H	A199	G109
A1204	A1128	A1057	C982	U909	A841	C765	C679	A633	G498	G408	G327	G270I	U200	G110
U1205	A1129	G1058	A982	A910	G842	G765	C683	G634	U568	C409	U328	G270J	G205	A111
G1206	U1130	U1059	A984	A911	G843	G768	G684	G635	A503	G410	G329	G270K	G206	G117
C1207	U1060	G1060	C985	C912	G844	G769	A685	A636	U504	G411	A330	U270L	A207	A118
C1208	U1061	U1061	U913	U913	G845	G769	G686	G638	A505	A412	A331	U270M	C208	A119
G1209	C1135	G1062	A988	C914	C846	G770	G687	U639	A506	C413	A332	U270N	C209	U120
A1210	G1136	G989	G989	C915	U847	G771	U688	C640	G507	C414	G333	U270O	G210	G121
U1211	G1137	A990	A990	G916	G848	C772	G689	C645	G508	C419	G342	C270P	A213	G124
G1212	G1138	A1067	C991	A917	A849	U773	G690	C646	C509	C420	A345	G270R	G214	G131
A1213	G1139	A1068	G983	A918	C850	A774	G691	A647	G512	U421	G349	G270S	G215	G138
A1214	C1140	A1069	C994	G919	U851	G775	G691	G648	A513	A422	U350	G270T	A216	G138
U1217	U1142	G1070	C995	U922	G852	G776	G696	G648	A514	A423	G351	G270U	A218	G138
A1220	A1143	A1071	G996	C923	G855	G780	G697	G651	A515	A424	G352	C270V	A219	A141
C1222	G1151	C1075	G997	C924	C856	A781	C698	G652	C517	G425	G353	U271B	A221	G141A
C1223	A1077	C1076	A1000	A926	U858	A782	A699	A653	C517	G426	G354	U271C	A222	G142
U1227	A1155	A1077	G1003	G928	U859	A783	G700	A654	C517	U427	G355	G271	A223	C143
G1228	G1157	C1079	C1004	A930	U860	A784	G701	G654A	U519	A428	G356	G272	G226	G144
U1230	C1158	U1082	G1005	G931	G862	G785	G702	C654B	G520	G442	G357	G273	G227	G145
G1231	G1161	A1083	C1006	G932	U863	G786	G703	G	G521	A443	U358	G273A	A227	G146
G1232	U1084	A1085	C1007	U937	U864	A788	G704	G	G522	A444	G359	G273B	A228	C147
C1233	A1086	A1086	U1011	G938	C865	U789	C708	C	G523	C444	G361	C273F	A229	C148
U1234	U1165	G1087	U1012	A941	U866	C791	U709	C	U524	G445	U362	G274	U230	G152
G1235	C1166	A1088	C1013	G942	U868	G792	U715	G	U525	A447	G363	G275	G233	C153
G1236	U1089	G1089	U1019	G943	U869	C796	A716	A	C527	U448	A363A	A276	G232	G154
A1237	G1169	U1090	U1020	G944	U870	C796	G717	C	A528	A449	G363B	C278	U235	C155
G1238	G1170	A1091	A1021	A945	C867	U792	G717	C	G530	C451	C364	C279	C236	U161
U1239	G1171	G1093	U1022	A946	C867	G792	U715	C	C531	C452	C364	C283	C237	U162
U1240	A1173	U1094	G1022	G947	U872	U803	A722	G	A532	C455	G370	C287	C238	U
A1241	A1174	A1095	U1023	G947	U873	G805	G723	G	U534	C456	A371	C288	U239	U
U1244	U1175	A1096	G1024	G950	A878	C806	U724	C	C535	A457	G372	C289	G240	G171
G1244	G1176	U1097	G1025	C951	G879	U807	G726	C	A536	G458	U373	A294	G241	G172
U1248	C1177	A1098	U1026	G952	G880	G808	G726	C	C537	U459	U373	A294	G242	G173
U1249	U1178	G1099	A1027	G956	G881	G809	G729	G654C	G539	A460	U380	C297	U243	C174
G1250	C1179	A1102	U1028	A957	G882	U810	C730	G654D	G540	U464	G381	C298	A244	G175
G1251	A1103	C1102	A1029	A958	G883	U811	G731	A654V	C541	U464	G382	A299	G245	G176
G1252	U1104	A1103	G1030	U958	C884	C812	C732	G655	U534	G465	U383	A299	G246	G177
A1253	U1105	A1104	U1033	C885	C885	C814	G733	G656	C546	A466	U384	G247	G247	G178
U1254	G1185	U1105	U1033	C886	C886	C814	G733	G657	A547	U657	C385	U305	G248	A181
U1255	G1186	G1106	G1036	A887	C887	C817	G738	C658	A548	G468	G386	G307	A251	C184
G1256	U1187	C1109	G1036	C888	C888	C817	G739	C659	A549	G469	U387	G308	G252	U185
	U1188			A890	A890	A819	G741	G660	G551	A471	G388	G309	C253	

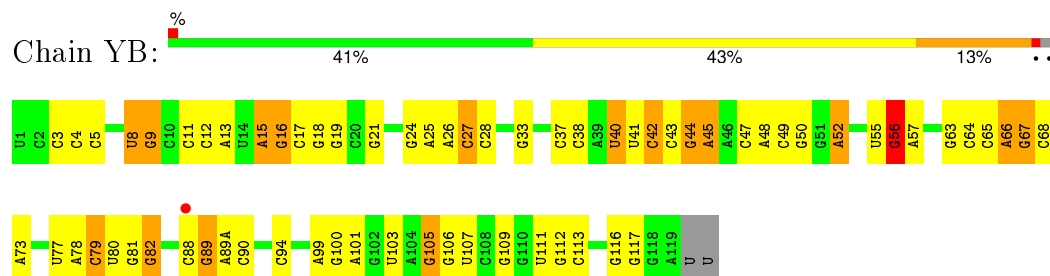
G2370	G2371	G2372	G2373	G2374	G2375	G2376	G2377	G2378	G2379	G2382	G2383	G2384	G2385	G2389	U2390	G2391	A2392	A2393	G2394	G2395	U2401	C2402	C2403	C2404	G2405	U2406	G2410	A2411	G2412	G2413	G2414	G2415	A2418	U2419	C2420	A2421	U2422	G2423	C2424	A2425	A2426	G2429	A2430	U2431	A2432	A2435	G2436	U2437	U2438	A2439	C2440	C2441																																																																																																																																																																																																																																																																																																																																																																																																																																																																																																																																																																														
C2295	G2210	A2298	G2299	G2304	A2305	G2306	G2307	G2308	A2309	A2310	A2311	U2312	C2313	C2316	G2317	G2318	A2319	A2320	G2321	A2322	C2323	C2324	G2325	C2326	A2327	C2328	G2329	G2330	C2331	U2332	C2333	G2334	A2335	A2336	C2337	G2338	G2339	C2343	U2344	G2345	A2346	C2347	U2348	G2349	C2350	C2355	C2356	U2357	G2358	C2359	A2360	A2361	C2364	C2441																																																																																																																																																																																																																																																																																																																																																																																																																																																																																																																																																																												
C2209	G2211	G2299	A2212	U2213	G2215	G2216	A2225	C2226	A2227	G2230	C2231	U2232	U2233	G2234	G2238	C2239	G2240	U2245	G2246	A2247	C2248	U2249	G2250	G2251	G2252	G2253	G2259	C2263	C2264	U2265	A2266	A2267	A2268	G2271	G2275	G2276	G2277	G2280	C2281	G2282	C2283	A2286	A2287	A2288	U2291	C2292	C2293	C2294	C2295	U2308	C2309																																																																																																																																																																																																																																																																																																																																																																																																																																																																																																																																																																															
C2043	G1964	C1965	A2051	G2052	G2053	A2054	C2055	G2056	A2059	A2060	A2062	C2063	C2066	G2067	U2068	G2069	G2072	C2073	U2074	U2075	C2081	A2082	U2086	G2087	G2093	G2094	C2097	G2100	C2103	G2104	C2105	G2106	U2109	G2110	C2111	G2112	U2113	A2114	G2115	G2116	A2117	U2118	A2119	U2197	A2198	A2199	C2200	U2201	C2325	C2326																																																																																																																																																																																																																																																																																																																																																																																																																																																																																																																																																																																
A2126	C1967	C1968	G1969	A1970	A1971	A1972	G1973	C1974	G1975	A1976	A1977	C1978	G1979	A1980	A1981	C1982	U1991	G1992	U1993	A2001	G2002	C2006	U2006	G2009	U2010	U2011	G2012	A2013	A2014	A2015	A2020	C2021	U2022	G2023	G2024	C2025	C2026	G2027	U2028	G2029	A2030	A2031	G2032	A2033	U2034	G2035	C2036	G2037	G2038	C2039	C2040	A2042																																																																																																																																																																																																																																																																																																																																																																																																																																																																																																																																																																														
C2126	C1989	C1990	G1991	A1992	A1993	G1994	G1995	C1996	G1997	C1998	A1999	G1999	A1999	C1999	A1999	C1999	A1999	C1999	A1999	C1999	A1999	C1999	A1999	C1999	A1999	C1999	A1999	C1999	A1999	C1999	A1999	C1999	A1999	C1999	A1999	C1999	A1999	C1999	A1999	C1999	A1999	C1999	A1999	C1999	A1999	C1999	A1999	C1999	A1999	C1999	A1999	C1999	A1999	C1999	A1999	C1999	A1999	C1999	A1999	C1999	A1999	C1999	A1999	C1999	A1999	C1999	A1999	C1999	A1999	C1999	A1999	C1999	A1999	C1999	A1999	C1999	A1999	C1999	A1999	C1999	A1999	C1999	A1999	C1999	A1999	C1999	A1999	C1999	A1999	C1999	A1999	C1999	A1999	C1999	A1999	C1999	A1999	C1999	A1999	C1999	A1999	C1999	A1999	C1999	A1999	C1999	A1999	C1999	A1999	C1999	A1999	C1999	A1999	C1999	A1999	C1999	A1999	C1999	A1999	C1999	A1999	C1999	A1999	C1999	A1999	C1999	A1999	C1999	A1999	C1999	A1999	C1999	A1999	C1999	A1999	C1999	A1999	C1999	A1999	C1999	A1999	C1999	A1999	C1999	A1999	C1999	A1999	C1999	A1999	C1999	A1999	C1999	A1999	C1999	A1999	C1999	A1999	C1999	A1999	C1999	A1999	C1999	A1999	C1999	A1999	C1999	A1999	C1999	A1999	C1999	A1999	C1999	A1999	C1999	A1999	C1999	A1999	C1999	A1999	C1999	A1999	C1999	A1999	C1999	A1999	C1999	A1999	C1999	A1999	C1999	A1999	C1999	A1999	C1999	A1999	C1999	A1999	C1999	A1999	C1999	A1999	C1999	A1999	C1999	A1999	C1999	A1999	C1999	A1999	C1999	A1999	C1999	A1999	C1999	A1999	C1999	A1999	C1999	A1999	C1999	A1999	C1999	A1999	C1999	A1999	C1999	A1999	C1999	A1999	C1999	A1999	C1999	A1999	C1999	A1999	C1999	A1999	C1999	A1999	C1999	A1999	C1999	A1999	C1999	A1999	C1999	A1999	C1999	A1999	C1999	A1999	C1999	A1999	C1999	A1999	C1999	A1999	C1999	A1999	C1999	A1999	C1999	A1999	C1999	A1999	C1999	A1999	C1999	A1999	C1999	A1999	C1999	A1999	C1999	A1999	C1999	A1999	C1999	A1999	C1999	A1999	C1999	A1999	C1999	A1999	C1999	A1999	C1999	A1999	C1999	A1999	C1999	A1999	C1999	A1999	C1999	A1999	C1999	A1999	C1999	A1999	C1999	A1999	C1999	A1999	C1999	A1999	C1999	A1999	C1999	A1999	C1999	A1999	C1999	A1999	C1999	A1999	C1999	A1999	C1999	A1999	C1999	A1999	C1999	A1999	C1999	A1999	C1999	A1999	C1999	A1999	C1999	A1999	C1999	A1999	C1999	A1999	C1999	A1999	C1999	A1999	C1999	A1999	C1999	A1999	C1999	A1999	C1999	A1999	C1999	A1999	C1999	A1999	C1999	A1999	C1999	A1999	C1999	A1999	C1999	A1999	C1999	A1999	C1999	A1999	C1999	A1999	C1999	A1999	C1999	A1999	C1999	A1999	C1999	A1999	C1999	A1999	C1999	A1999	C1999	A1999	C1999	A1999	C1999	A1999	C1999	A1999	C1999	A1999	C1999	A1999	C1999	A1999	C1999	A1999	C1999	A1999	C1999	A1999	C1999	A1999	C1999	A1999	C1999	A1999	C1999	A1999	C1999	A1999	C1999	A1999	C1999	A1999	C1999	A1999	C1999	A1999	C1999	A1999	C1999	A1999	C1999	A1999	C1999	A1999	C1999	A1999	C1999	A1999	C1999	A1999	C1999	A1999	C1999	A1999	C1999	A1999	C1999	A1999	C1999	A1999	C1999	A1999	C1999	A1999	C1999	A1999	C1999	A1999	C1999	A1999	C1999	A1999	C1999	A1999	C1999	A1999	C1999	A1999	C1999	A1999	C1999	A1999	C1999	A1999	C1999	A1999	C1999	A1999	C1999	A1999	C1999	A1999	C1999	A1999	C1999	A1999	C1999	A1999	C1999	A1999	C1999	A1999	C1999	A1999	C1999	A1999	C1999	A1999	C1999	A1999	C1999	A1999	C1999	A1999	C1999	A1999	C1999	A1999	C1999	A1999	C1999	A1999	C1999	A1999	C1999	A1999	C1999	A1999	C1999	A1999	C1999	A1999	C1999	A1999	C1999	A1999	C1999	A1999	C1999	A1999	C1999	A1999	C1999	A1999	C1999	A1999	C1999	A1999	C1999	A1999	C1999	A1999	C1999	A1999	C1999	A1999	C1999	A1999	C1999	A1999	C1999	A1999	C1999	A1999	C1999	A1999	C1999	A1999	C1999	A1999	C1999	A1999	C1999	A1999	C1999	A1999	C1999	A1999	C1999	A1999	C1999	A1999	C1999	A1999	C1999	A1999	C1999	A1999	C1999	A1999	C1999	A1999	C1999	A1999	C1999	A1999	C1999	A1999	C1999	A1999	C1999	A1999	C1999	A1999	C1999	A1999	C1999	A1999	C1999	A1999	C1999	A1999	C1999	A1999	C1999	A1999	C1999	A1999	C1999	A1999	C1999	A1999	C1999	A1999	C1999	A1999	C1999	A1999	C199



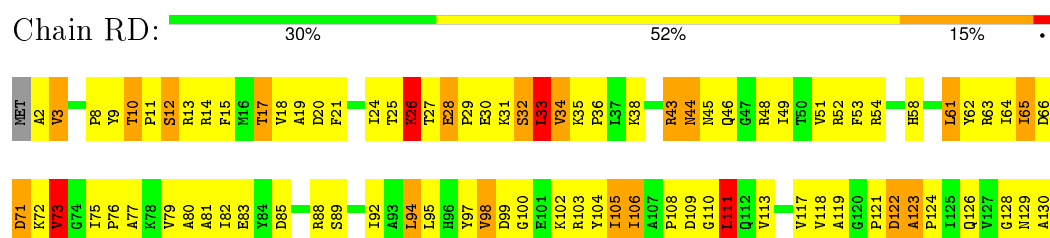
• Molecule 23: 5S rRNA



• Molecule 23: 5S rRNA



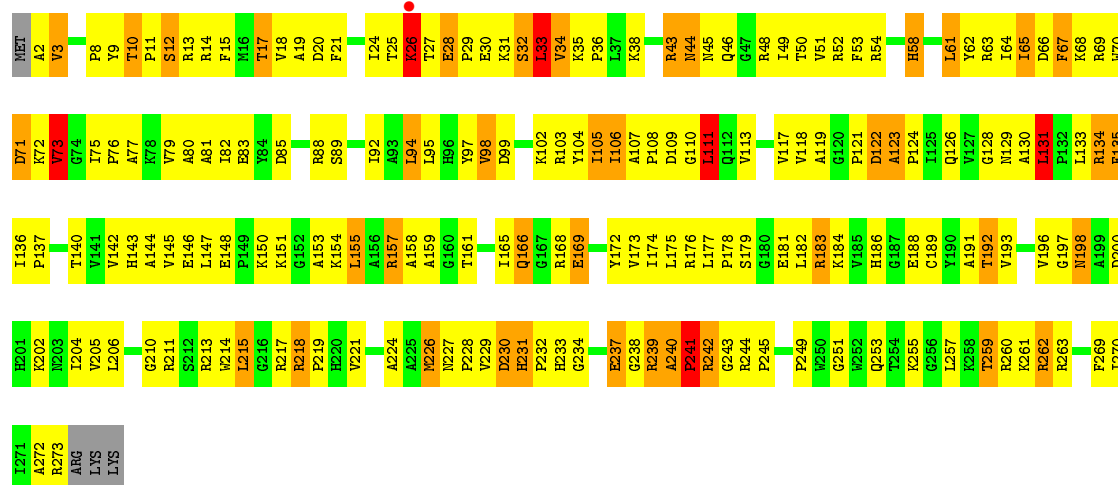
• Molecule 24: 50S ribosomal protein L2





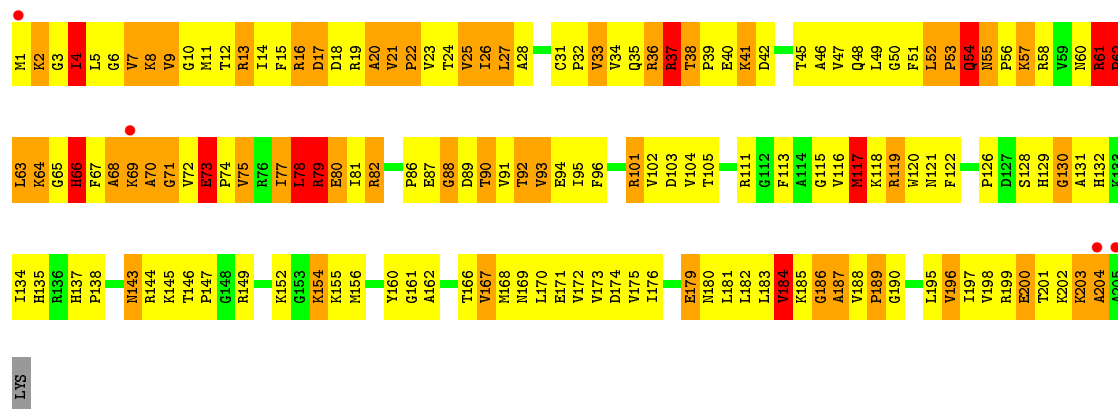
- Molecule 24: 50S ribosomal protein L2

Chain YD: 30% 51% 14% ..



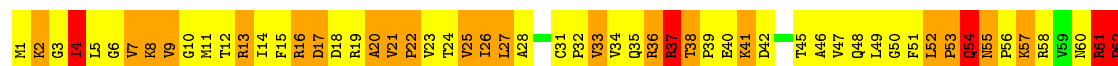
- Molecule 25: 50S ribosomal protein L3


Chain RE: 2% 23% 48% 24% 5%



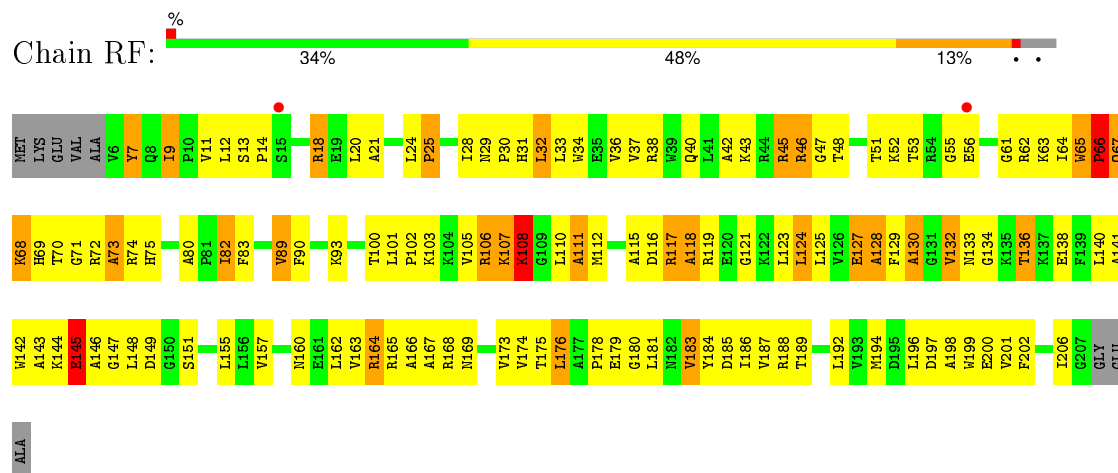
- Molecule 25: 50S ribosomal protein L3

Chain YE: 23% 48% 24% 5%

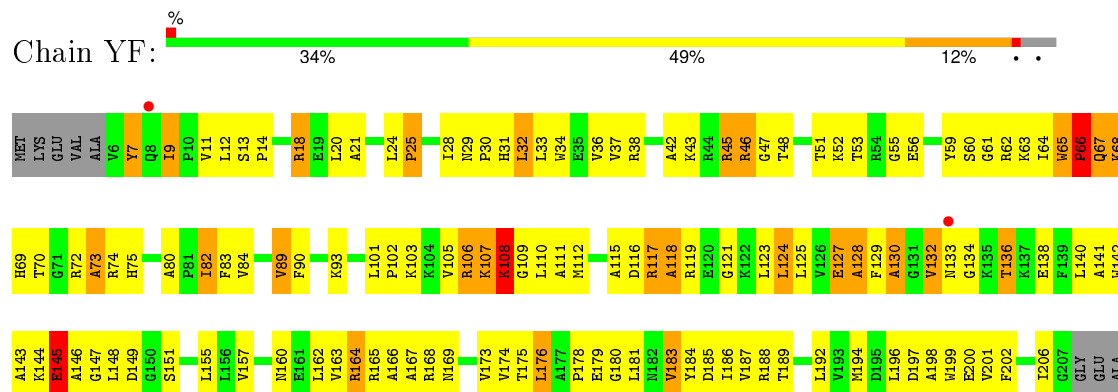




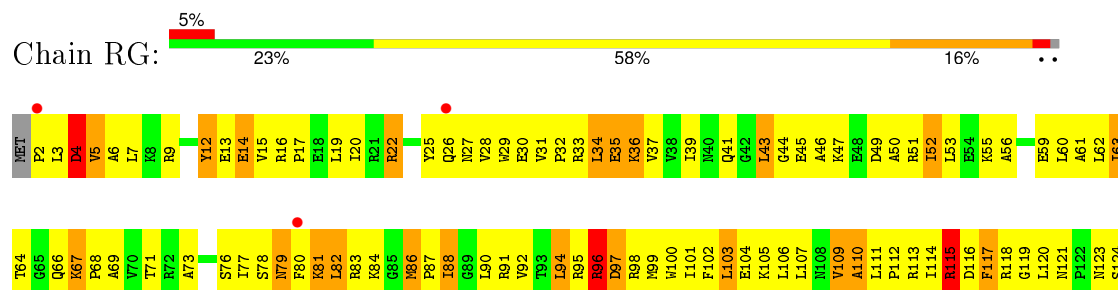
- Molecule 26: 50S ribosomal protein L4

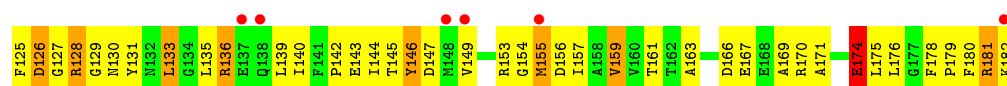


- Molecule 26: 50S ribosomal protein L4

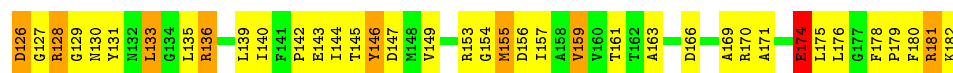
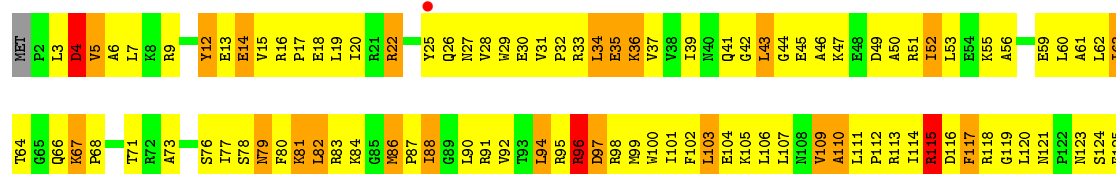


- Molecule 27: 50S ribosomal protein L5

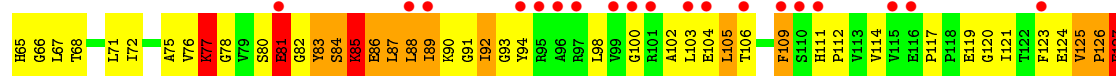
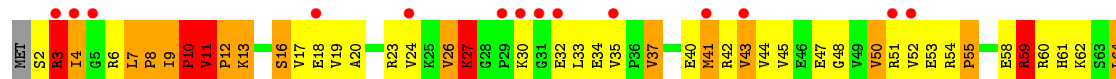




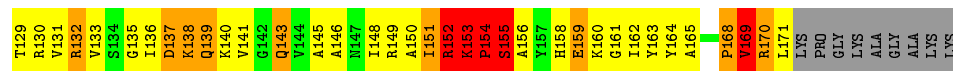
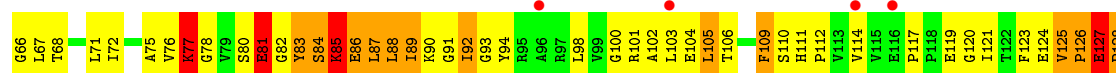

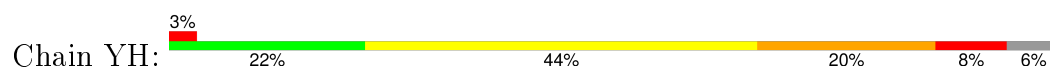
• Molecule 27: 50S ribosomal protein L5



• Molecule 28: 50S ribosomal protein L6

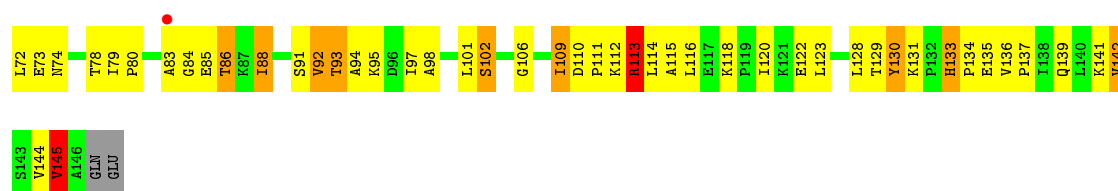


• Molecule 28: 50S ribosomal protein L6

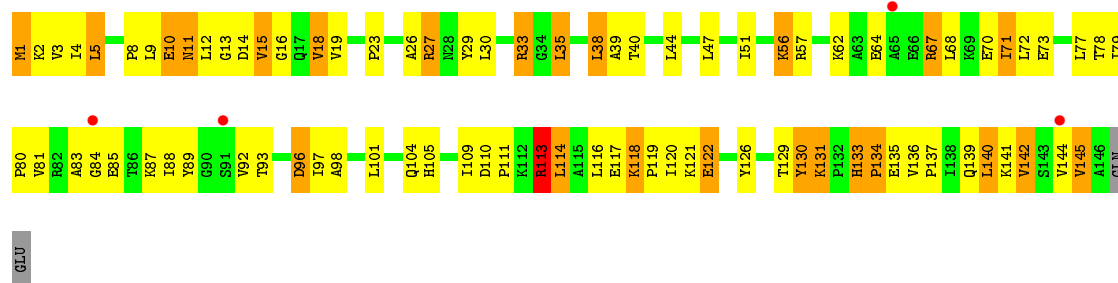


• Molecule 29: 50S ribosomal protein L9





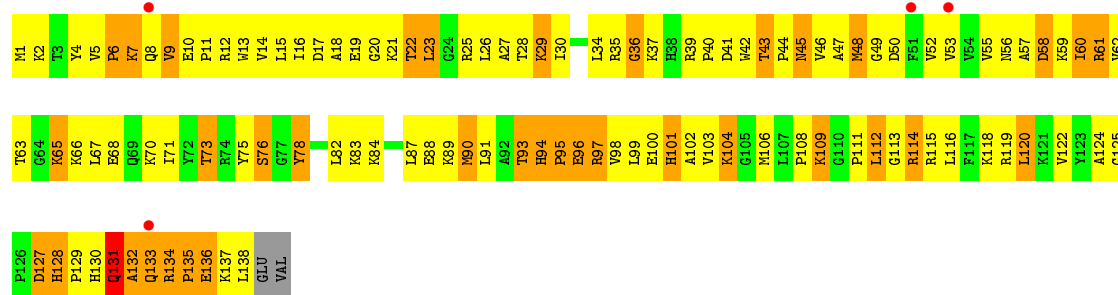
• Molecule 29: 50S ribosomal protein L9



• Molecule 30: 50S ribosomal protein L13

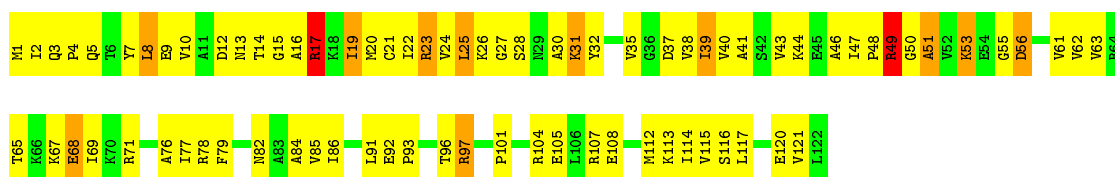


• Molecule 30: 50S ribosomal protein L13



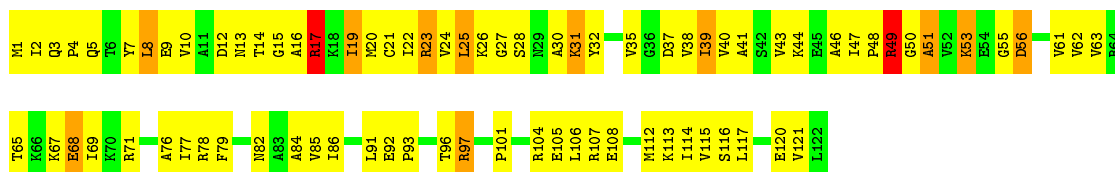
• Molecule 31: 50S ribosomal protein L14





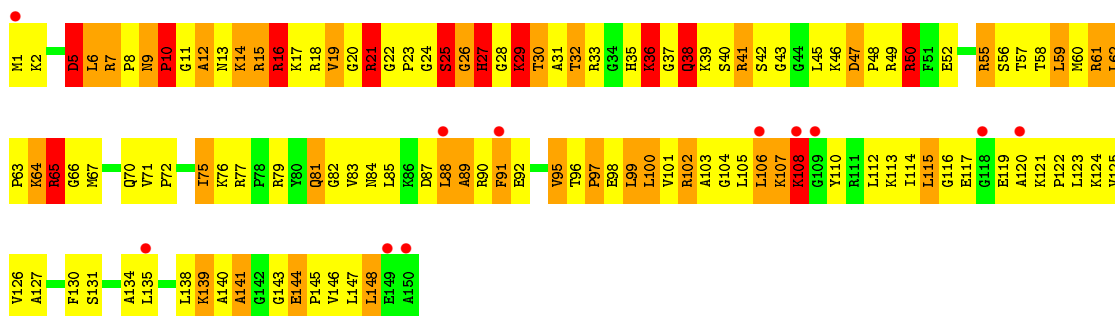
• Molecule 31: 50S ribosomal protein L14

Chain YO: 34% 55% 9% .



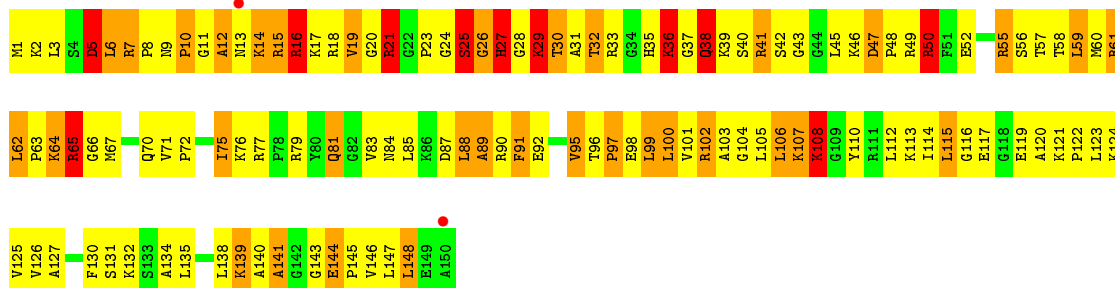
• Molecule 32: 50S ribosomal protein L15

Chain RP: 7% 19% 51% 23% 8%




• Molecule 32: 50S ribosomal protein L15

Chain YP: 19% 51% 23% 7%



• Molecule 33: 50S ribosomal protein L16

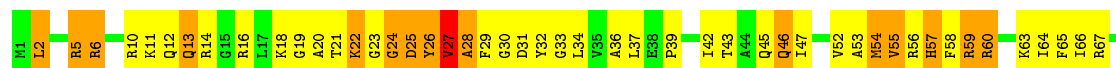
Chain RQ: 2% 33% 49% 16%





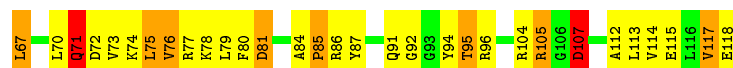
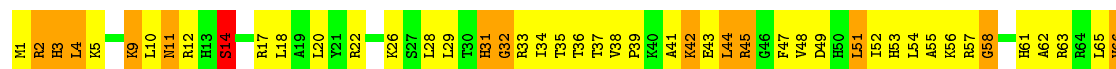
- Molecule 33: 50S ribosomal protein L16

Chain YQ: 32% 49% 16% .



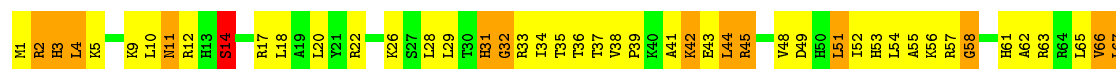
- Molecule 34: 50S ribosomal protein L17

Chain RR: 34% 46% 18% .





- Molecule 34: 50S ribosomal protein L17

Chain YR: 35% 47% 16% .



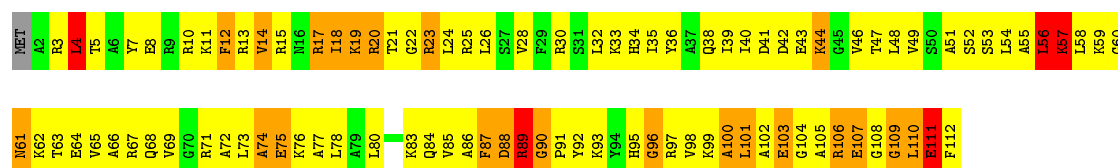
- Molecule 35: 50S ribosomal protein L18

Chain RS: 3% 13% 63% 19% 5% .

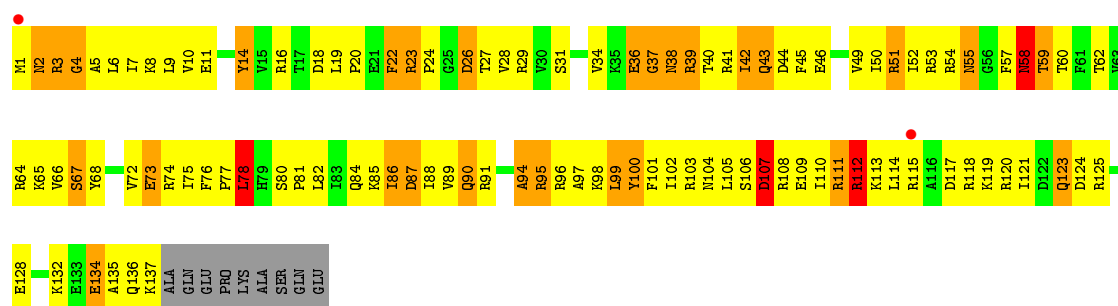


- Molecule 35: 50S ribosomal protein L18

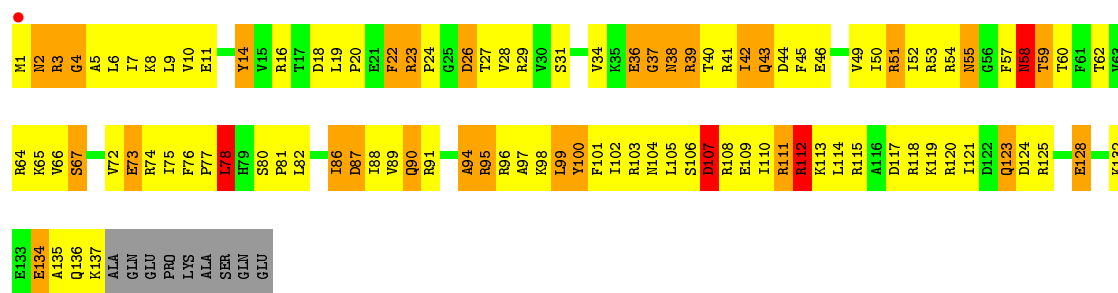
Chain YS: 13% 62% 20% .



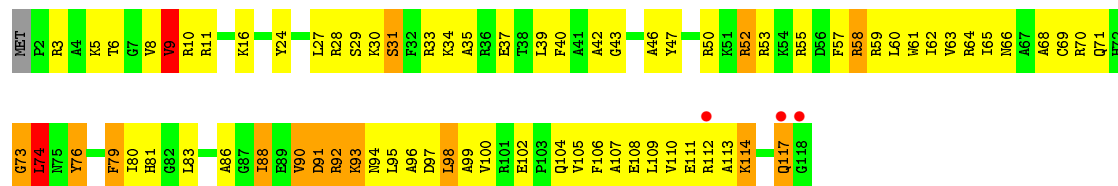

- Molecule 36: 50S ribosomal protein L19



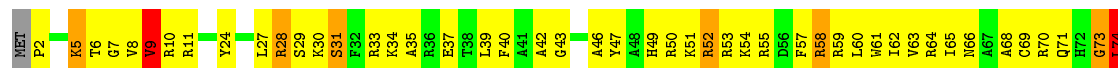
- Molecule 36: 50S ribosomal protein L19

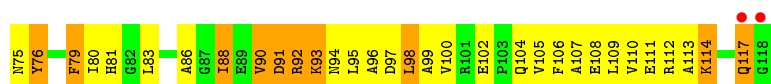


- Molecule 37: 50S ribosomal protein L20

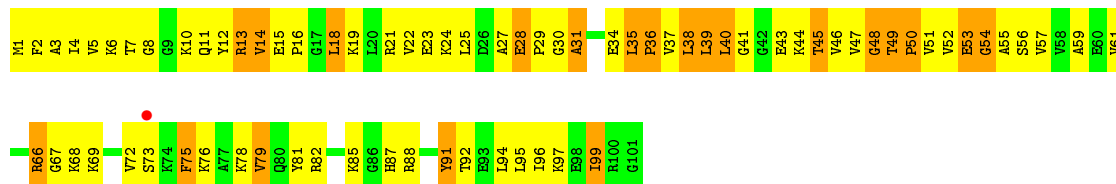


- Molecule 37: 50S ribosomal protein L20

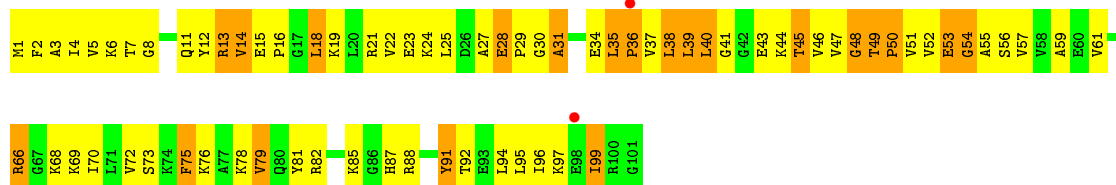




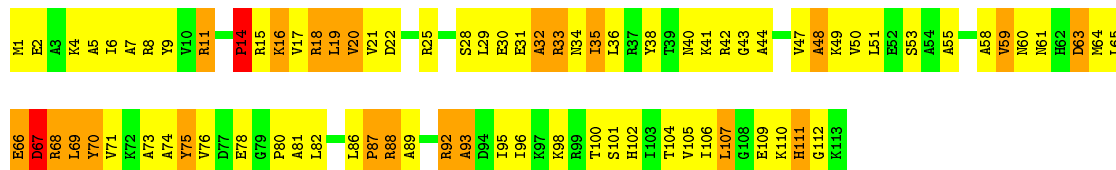
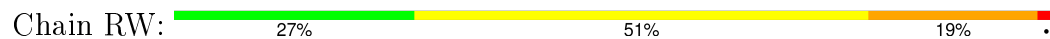
• Molecule 38: 50S ribosomal protein L21



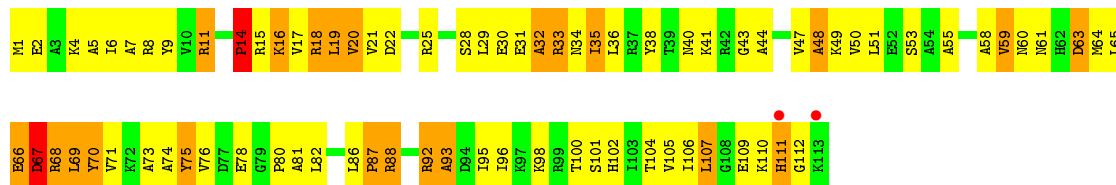
• Molecule 38: 50S ribosomal protein L21



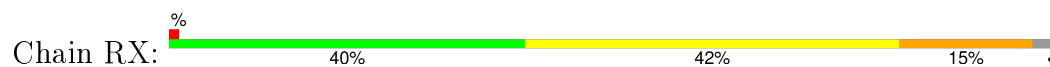
• Molecule 39: 50S ribosomal protein L22



• Molecule 39: 50S ribosomal protein L22



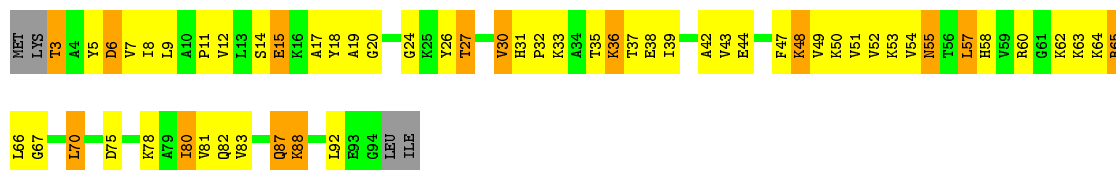
• Molecule 40: 50S ribosomal protein L23





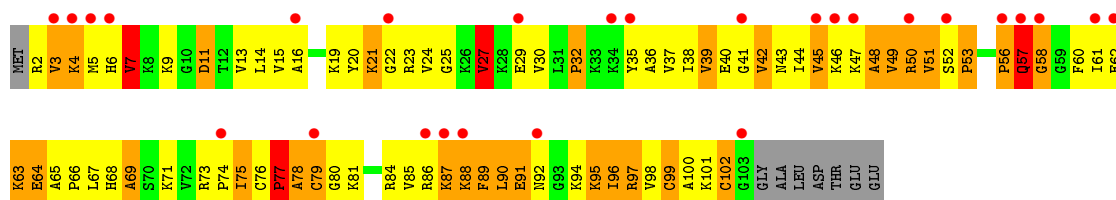
- Molecule 40: 50S ribosomal protein L23

Chain YX: 36% 45% 15%



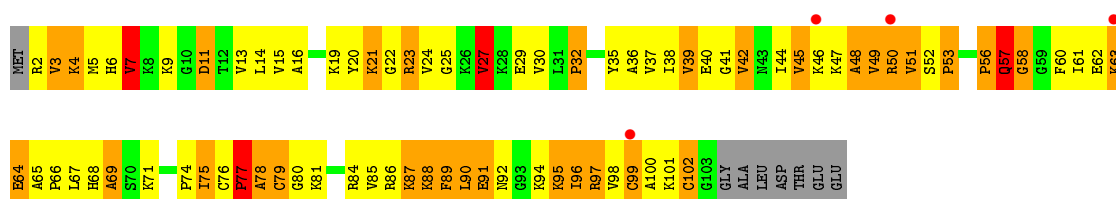
- Molecule 41: 50S ribosomal protein L24

Chain RY: 25% 17% 44% 28% 7%



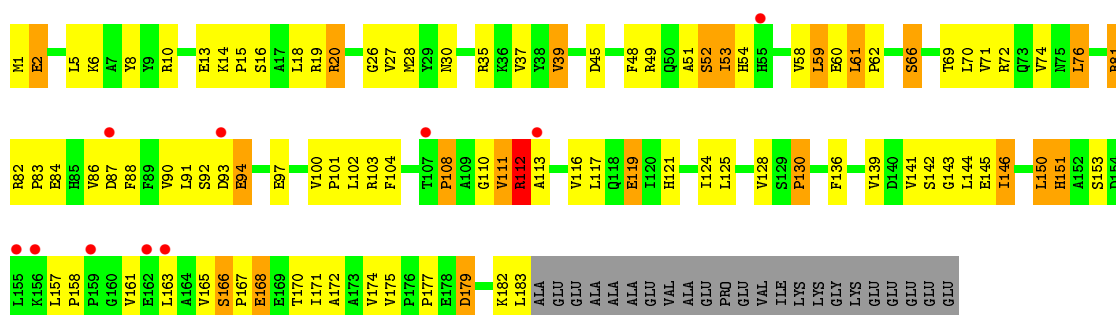
- Molecule 41: 50S ribosomal protein L24

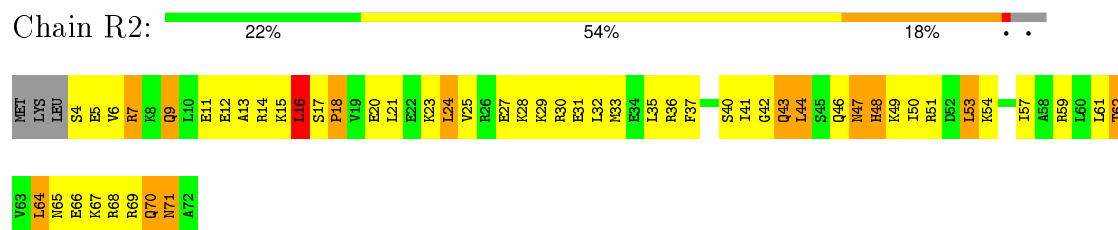
Chain YY: 4% 19% 41% 29% 7%



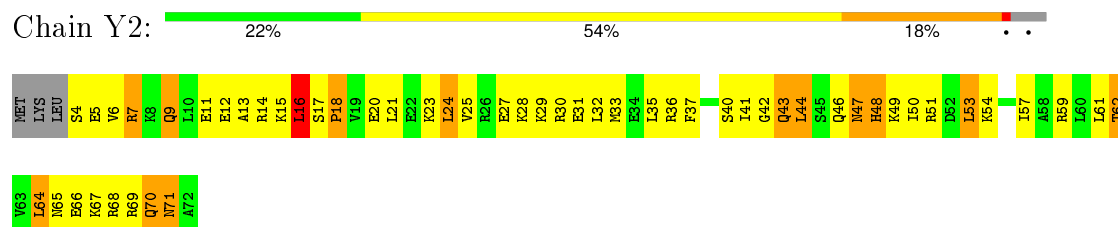
- Molecule 42: 50S ribosomal protein L25

Chain RZ: 5% 41% 37% 10% 11%

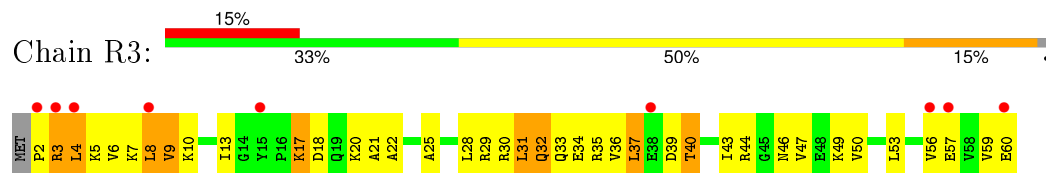




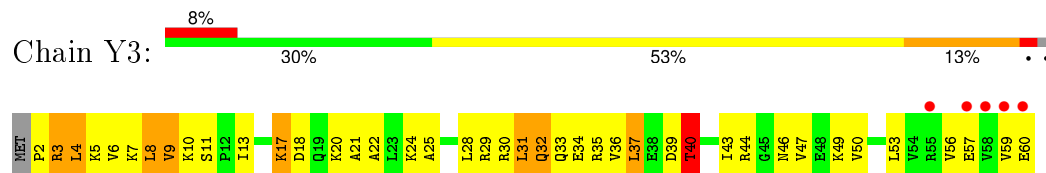
- Molecule 45: 50S ribosomal protein L29



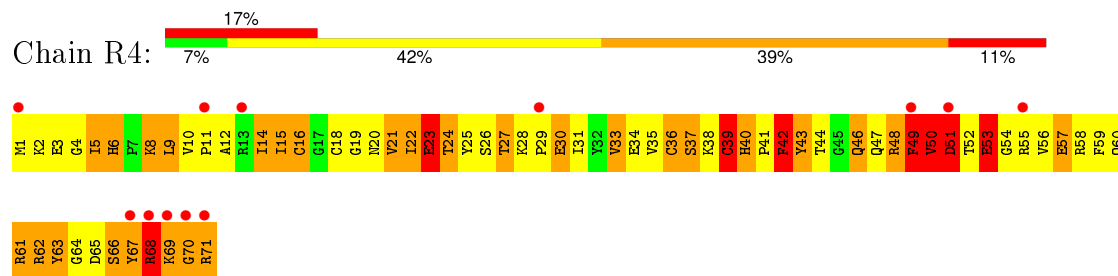
- Molecule 46: 50S ribosomal protein L30



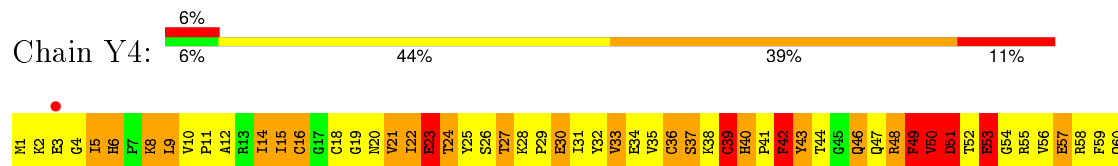
- Molecule 46: 50S ribosomal protein L30

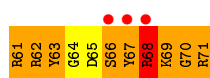


- Molecule 47: 50S ribosomal protein L31

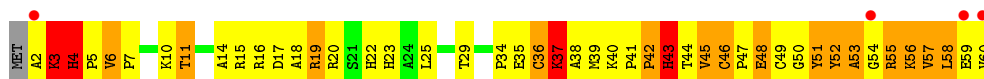
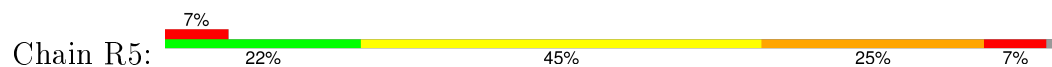


- Molecule 47: 50S ribosomal protein L31





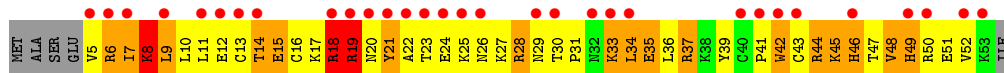
- Molecule 48: 50S ribosomal protein L32



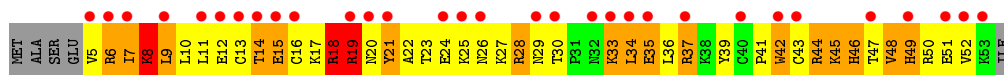
- Molecule 48: 50S ribosomal protein L32



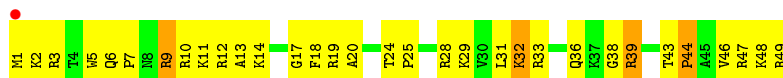
- Molecule 49: 50S ribosomal protein L33



- Molecule 49: 50S ribosomal protein L33



- Molecule 50: 50S ribosomal protein L34

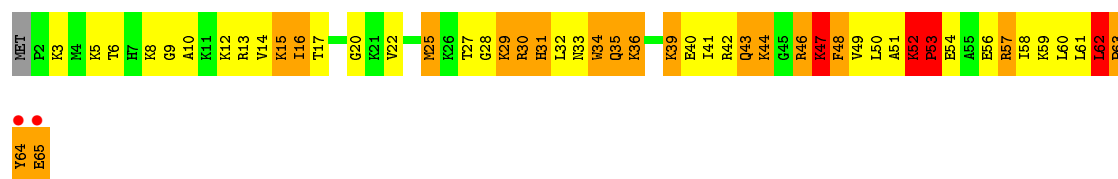


- Molecule 50: 50S ribosomal protein L34

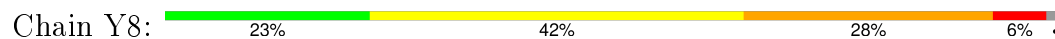


- Molecule 51: 50S ribosomal protein L35

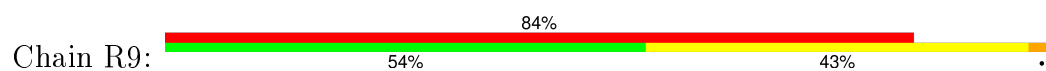




- Molecule 51: 50S ribosomal protein L35



- Molecule 52: 50S ribosomal protein L36



- Molecule 52: 50S ribosomal protein L36



- Molecule 53: P-site tRNA fMet



- Molecule 53: P-site tRNA fMet



- Molecule 54: A-site ASL SufA6

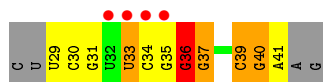





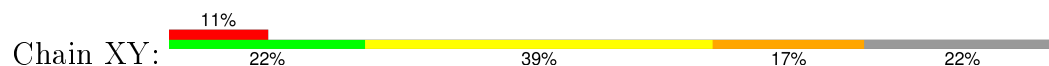
- Molecule 54: A-site ASL SufA6



- Molecule 55: messenger RNA



- Molecule 55: messenger RNA



- Molecule 56: tRNA acceptor end mimic



- Molecule 56: tRNA acceptor end mimic



4 Data and refinement statistics

Property	Value	Source
Space group	P 21 21 21	Depositor
Cell constants a, b, c, α , β , γ	210.24Å 446.10Å 623.32Å 90.00° 90.00° 90.00°	Depositor
Resolution (Å)	49.68 – 3.90 49.68 – 3.70	Depositor EDS
% Data completeness (in resolution range)	99.0 (49.68-3.90) 99.1 (49.68-3.70)	Depositor EDS
R_{merge}	0.31	Depositor
R_{sym}	(Not available)	Depositor
$\langle I/\sigma(I) \rangle$ ¹	1.66 (at 3.67Å)	Xtriage
Refinement program	PHENIX	Depositor
R, R_{free}	0.235 , 0.278 0.240 , 0.280	Depositor DCC
R_{free} test set	23236 reflections (4.64%)	DCC
Wilson B-factor (Å ²)	88.0	Xtriage
Anisotropy	0.281	Xtriage
Bulk solvent k_{sol} (e/Å ³), B_{sol} (Å ²)	0.24 , 47.0	EDS
Estimated twinning fraction	No twinning to report.	Xtriage
L-test for twinning ²	$\langle L \rangle = 0.38$, $\langle L^2 \rangle = 0.21$	Xtriage
Outliers	0 of 612965 reflections	Xtriage
F_o, F_c correlation	0.89	EDS
Total number of atoms	291950	wwPDB-VP
Average B, all atoms (Å ²)	64.0	wwPDB-VP

Xtriage's analysis on translational NCS is as follows: *The largest off-origin peak in the Patterson function is 1.50% of the height of the origin peak. No significant pseudotranslation is detected.*

¹Intensities estimated from amplitudes.

²Theoretical values of $\langle |L| \rangle$, $\langle L^2 \rangle$ for acentric reflections are 0.5, 0.375 respectively for untwinned datasets, and 0.333, 0.2 for perfectly twinned datasets.

5 Model quality ⓘ

5.1 Standard geometry ⓘ

Bond lengths and bond angles in the following residue types are not validated in this section: ZN, MG, PAR, 1MG, PPU

The Z score for a bond length (or angle) is the number of standard deviations the observed value is removed from the expected value. A bond length (or angle) with $|Z| > 5$ is considered an outlier worth inspection. RMSZ is the root-mean-square of all Z scores of the bond lengths (or angles).

Mol	Chain	Bond lengths		Bond angles	
		RMSZ	# $ Z > 5$	RMSZ	# $ Z > 5$
1	QA	0.43	0/36098	0.95	64/56341 (0.1%)
1	XA	0.48	0/36101	1.01	70/56346 (0.1%)
2	QB	0.35	0/1959	0.65	0/2642
2	XB	0.35	0/1959	0.65	0/2642
3	QC	0.36	0/1629	0.60	0/2195
3	XC	0.37	0/1629	0.60	0/2195
4	QD	0.41	0/1733	0.68	1/2318 (0.0%)
4	XD	0.44	0/1733	0.68	1/2318 (0.0%)
5	QE	0.38	0/1171	0.66	0/1576
5	XE	0.38	0/1171	0.66	0/1576
6	QF	0.43	0/856	0.68	0/1154
6	XF	0.43	0/856	0.68	0/1154
7	QG	0.37	0/1276	0.60	0/1709
7	XG	0.36	0/1276	0.60	0/1709
8	QH	0.40	0/1136	0.69	0/1527
8	XH	0.40	0/1136	0.69	0/1527
9	QI	0.36	0/1029	0.67	0/1379
9	XI	0.36	0/1029	0.67	0/1379
10	QJ	0.35	0/814	0.61	0/1095
10	XJ	0.36	0/814	0.61	0/1095
11	QK	0.40	0/900	0.67	0/1213
11	XK	0.40	0/900	0.67	0/1213
12	QL	0.48	1/991 (0.1%)	0.79	2/1327 (0.2%)
12	XL	0.48	1/991 (0.1%)	0.79	2/1327 (0.2%)
13	QM	0.34	0/974	0.66	0/1303
13	XM	0.34	0/974	0.66	0/1303
14	QN	0.42	0/501	0.68	0/664
14	XN	0.52	0/501	0.67	0/664
15	QO	0.39	0/745	0.67	0/992
15	XO	0.39	0/745	0.66	0/992
16	QP	0.36	0/721	0.67	0/970
16	XP	0.37	0/721	0.67	0/970

Mol	Chain	Bond lengths		Bond angles	
		RMSZ	# Z >5	RMSZ	# Z >5
17	QQ	0.37	0/847	0.68	0/1131
17	XQ	0.38	0/847	0.68	0/1131
18	QR	0.39	0/579	0.72	0/768
18	XR	0.39	0/579	0.72	0/768
19	QS	0.36	0/689	0.84	2/926 (0.2%)
19	XS	0.36	0/689	0.84	2/926 (0.2%)
20	QT	0.33	0/765	0.69	0/1007
20	XT	0.34	0/765	0.69	0/1007
21	QU	0.37	0/221	0.63	0/288
21	XU	0.37	0/221	0.63	0/288
22	RA	0.53	2/69521 (0.0%)	1.06	133/108529 (0.1%)
22	YA	0.59	2/69543 (0.0%)	1.12	219/108563 (0.2%)
23	RB	0.41	0/2878	0.95	4/4490 (0.1%)
23	YB	0.49	0/2878	1.04	4/4490 (0.1%)
24	RD	0.59	2/2165 (0.1%)	0.90	4/2919 (0.1%)
24	YD	0.56	1/2165 (0.0%)	0.90	4/2919 (0.1%)
25	RE	0.52	0/1601	0.91	2/2160 (0.1%)
25	YE	0.52	0/1601	0.91	2/2160 (0.1%)
26	RF	0.50	0/1620	0.76	0/2194
26	YF	0.50	0/1620	0.76	0/2194
27	RG	0.40	0/1499	0.66	0/2016
27	YG	0.40	0/1499	0.66	0/2016
28	RH	0.45	0/1332	0.85	3/1802 (0.2%)
28	YH	0.45	0/1332	0.85	4/1802 (0.2%)
29	RI	0.54	2/1151 (0.2%)	0.68	1/1558 (0.1%)
29	YI	0.34	0/1151	0.61	0/1558
30	RN	0.46	0/1131	0.78	1/1525 (0.1%)
30	YN	0.46	0/1131	0.78	1/1525 (0.1%)
31	RO	0.54	0/943	0.71	0/1269
31	YO	0.53	0/943	0.71	0/1269
32	RP	0.50	0/1162	0.94	3/1544 (0.2%)
32	YP	0.50	0/1162	0.95	3/1544 (0.2%)
33	RQ	0.54	0/1143	0.91	3/1527 (0.2%)
33	YQ	0.54	0/1143	0.89	3/1527 (0.2%)
34	RR	0.45	0/982	0.80	1/1312 (0.1%)
34	YR	0.45	0/982	0.80	1/1312 (0.1%)
35	RS	0.46	0/892	0.82	1/1187 (0.1%)
35	YS	0.45	0/892	0.83	1/1187 (0.1%)
36	RT	0.47	0/1155	0.73	2/1542 (0.1%)
36	YT	0.46	0/1155	0.73	2/1542 (0.1%)
37	RU	0.48	0/982	0.78	0/1306
37	YU	0.48	0/982	0.78	0/1306
38	RV	0.47	0/790	0.82	0/1057

Mol	Chain	Bond lengths		Bond angles	
		RMSZ	# Z >5	RMSZ	# Z >5
38	YV	0.47	0/790	0.82	0/1057
39	RW	0.45	0/911	0.75	0/1220
39	YW	0.45	0/911	0.75	0/1220
40	RX	0.56	0/739	0.77	0/993
40	YX	0.56	0/739	0.77	0/993
41	RY	0.52	0/798	0.80	0/1064
41	YY	0.52	0/798	0.80	0/1064
42	RZ	0.36	0/1493	0.58	0/2026
42	YZ	0.36	0/1493	0.62	0/2026
43	R0	0.42	0/657	0.63	0/874
43	Y0	0.42	0/657	0.65	0/874
44	R1	0.49	0/770	0.85	1/1022 (0.1%)
44	Y1	0.49	0/770	0.85	1/1022 (0.1%)
45	R2	0.50	0/583	0.84	1/771 (0.1%)
45	Y2	0.51	0/583	0.84	1/771 (0.1%)
46	R3	0.47	0/474	0.72	0/635
46	Y3	0.43	0/474	0.71	0/635
47	R4	0.38	0/594	0.78	1/795 (0.1%)
47	Y4	0.38	0/594	0.78	1/795 (0.1%)
48	R5	0.51	0/473	0.74	0/639
48	Y5	0.50	0/465	0.74	0/629
49	R6	0.42	0/431	0.76	0/575
49	Y6	0.43	0/431	0.76	0/575
50	R7	0.56	0/438	0.76	0/575
50	Y7	0.56	0/438	0.76	0/575
51	R8	0.62	0/525	0.93	1/691 (0.1%)
51	Y8	0.62	0/525	0.93	1/691 (0.1%)
52	R9	0.35	0/310	0.60	0/407
52	Y9	0.37	0/310	0.61	0/407
53	QV	0.51	0/1836	0.99	6/2859 (0.2%)
53	XV	0.51	0/1836	0.99	6/2859 (0.2%)
54	QX	0.74	0/188	0.84	0/290
54	XX	0.48	0/188	0.74	0/290
55	QY	0.78	1/311 (0.3%)	0.88	0/483
55	XY	0.51	0/311	0.88	0/483
56	Z6	0.79	0/40	1.79	1/60 (1.7%)
56	Z8	0.79	0/40	1.83	1/60 (1.7%)
All	All	0.50	12/316321 (0.0%)	0.98	568/472911 (0.1%)

The worst 5 of 12 bond length outliers are listed below:

Continued on next page...

Continued from previous page...

Mol	Chain	Res	Type	Atoms	Z	Observed(Å)	Ideal(Å)
24	RD	236	GLY	C-N	8.53	1.53	1.34
29	RI	54	GLN	C-O	-7.01	1.10	1.23
55	QY	36	G	C2-N2	-6.93	1.27	1.34
22	YA	1142(A)	A	N9-C4	-6.45	1.33	1.37
29	RI	55	ALA	C-O	6.04	1.34	1.23

The worst 5 of 568 bond angle outliers are listed below:

Mol	Chain	Res	Type	Atoms	Z	Observed(°)	Ideal(°)
53	XV	17	C	C2-N1-C1'	11.79	131.77	118.80
53	QV	17	C	C2-N1-C1'	11.74	131.72	118.80
22	YA	761	A	N1-C6-N6	11.29	125.37	118.60
1	XA	328	C	C6-N1-C2	-10.26	116.19	120.30
25	YE	21	VAL	C-N-CD	-10.09	98.39	120.60

There are no chirality outliers.

There are no planarity outliers.

5.2 Too-close contacts ⓘ

In the following table, the Non-H and H(model) columns list the number of non-hydrogen atoms and hydrogen atoms in the chain respectively. The H(added) column lists the number of hydrogen atoms added and optimized by MolProbity. The Clashes column lists the number of clashes within the asymmetric unit, whereas Symm-Clashes lists symmetry related clashes.

Mol	Chain	Non-H	H(model)	H(added)	Clashes	Symm-Clashes
1	QA	32247	0	16278	672	0
1	XA	32249	0	16278	742	1
2	QB	1924	0	1975	283	0
2	XB	1924	0	1975	290	0
3	QC	1605	0	1668	210	0
3	XC	1605	0	1668	210	0
4	QD	1703	0	1764	247	0
4	XD	1703	0	1765	215	1
5	QE	1155	0	1213	159	0
5	XE	1155	0	1213	133	0
6	QF	843	0	857	92	1
6	XF	843	0	857	96	0
7	QG	1257	0	1296	146	0

Continued on next page...

Continued from previous page...

Mol	Chain	Non-H	H(model)	H(added)	Clashes	Symm-Clashes
7	XG	1257	0	1294	147	0
8	QH	1116	0	1175	151	0
8	XH	1116	0	1177	149	0
9	QI	1010	0	1037	140	0
9	XI	1010	0	1037	153	0
10	QJ	801	0	849	149	0
10	XJ	801	0	849	135	0
11	QK	885	0	904	103	0
11	XK	885	0	904	110	0
12	QL	975	0	1062	111	0
12	XL	975	0	1062	116	0
13	QM	964	0	1034	152	0
13	XM	964	0	1034	216	0
14	QN	492	0	529	103	0
14	XN	492	0	529	95	0
15	QO	734	0	771	78	0
15	XO	734	0	771	72	0
16	QP	705	0	725	115	0
16	XP	705	0	725	105	0
17	QQ	834	0	904	77	0
17	XQ	834	0	904	71	0
18	QR	574	0	644	69	0
18	XR	574	0	644	68	0
19	QS	674	0	699	117	0
19	XS	674	0	699	150	0
20	QT	763	0	860	109	0
20	XT	763	0	861	102	0
21	QU	217	0	234	25	0
21	XU	217	0	234	26	0
22	RA	62071	0	31286	1243	0
22	YA	62091	0	31295	1282	0
23	RB	2573	0	1306	68	0
23	YB	2573	0	1306	57	0
24	RD	2115	0	2195	320	0
24	YD	2115	0	2195	323	0
25	RE	1568	0	1634	268	0
25	YE	1568	0	1634	272	0
26	RF	1585	0	1632	178	0
26	YF	1585	0	1632	179	0
27	RG	1474	0	1535	202	0
27	YG	1474	0	1535	204	0
28	RH	1307	0	1382	220	0

Continued on next page...

Continued from previous page...

Mol	Chain	Non-H	H(model)	H(added)	Clashes	Symm-Clashes
28	YH	1307	0	1382	227	3
29	RI	1136	0	1223	61	1
29	YI	1136	0	1223	57	0
30	RN	1104	0	1180	190	0
30	YN	1104	0	1180	186	0
31	RO	933	0	996	124	0
31	YO	933	0	996	131	0
32	RP	1145	0	1227	247	0
32	YP	1145	0	1228	239	0
33	RQ	1122	0	1179	150	0
33	YQ	1122	0	1178	149	0
34	RR	968	0	1033	110	0
34	YR	968	0	1033	114	0
35	RS	882	0	943	156	0
35	YS	882	0	943	159	0
36	RT	1141	0	1202	156	0
36	YT	1141	0	1202	152	0
37	RU	964	0	1022	128	0
37	YU	964	0	1022	134	0
38	RV	779	0	852	130	0
38	YV	779	0	852	128	0
39	RW	900	0	964	101	0
39	YW	900	0	964	102	0
40	RX	725	0	778	67	0
40	YX	725	0	778	67	0
41	RY	785	0	878	166	0
41	YY	785	0	878	154	3
42	RZ	1461	0	1493	63	0
42	YZ	1461	0	1493	70	0
43	R0	648	0	672	28	0
43	Y0	648	0	672	44	0
44	R1	763	0	848	143	0
44	Y1	763	0	848	140	0
45	R2	581	0	629	80	0
45	Y2	581	0	629	79	0
46	R3	469	0	518	41	0
46	Y3	469	0	518	44	0
47	R4	581	0	574	156	0
47	Y4	581	0	574	225	0
48	R5	459	0	480	74	0
48	Y5	451	0	471	68	0
49	R6	424	0	450	93	0

Continued on next page...

Continued from previous page...

Mol	Chain	Non-H	H(model)	H(added)	Clashes	Symm-Clashes
49	Y6	424	0	450	90	0
50	R7	430	0	480	42	0
50	Y7	430	0	480	44	0
51	R8	517	0	582	102	0
51	Y8	517	0	582	102	0
52	R9	307	0	335	16	0
52	Y9	307	0	336	20	0
53	QV	1644	0	836	63	0
53	XV	1644	0	836	56	0
54	QX	169	0	88	55	0
54	XX	169	0	88	17	0
55	QY	303	0	152	22	0
55	XY	303	0	154	30	0
56	Z6	74	0	51	24	0
56	Z8	74	0	51	14	0
57	QA	65	0	0	0	0
57	QF	1	0	0	0	0
57	QH	1	0	0	0	0
57	QM	1	0	0	0	0
57	QX	1	0	0	0	0
57	R5	1	0	0	0	0
57	R8	1	0	0	0	0
57	RA	244	0	0	0	0
57	RB	2	0	0	0	0
57	RD	1	0	0	0	0
57	RE	2	0	0	0	0
57	RF	1	0	0	0	0
57	RP	2	0	0	0	0
57	RR	1	0	0	0	0
57	RU	1	0	0	0	0
57	XA	72	0	0	0	0
57	XM	1	0	0	0	0
57	XV	2	0	0	0	0
57	XX	1	0	0	0	0
57	Y5	1	0	0	0	0
57	Y7	1	0	0	0	0
57	YA	265	0	0	0	0
57	YB	3	0	0	0	0
57	YE	1	0	0	0	0
57	YP	2	0	0	0	0
57	YQ	1	0	0	0	0
57	YX	1	0	0	0	0

Continued on next page...

Continued from previous page...

Mol	Chain	Non-H	H(model)	H(added)	Clashes	Symm-Clashes
58	QA	42	0	45	4	0
58	XA	42	0	45	2	0
59	QD	1	0	0	0	0
59	QN	1	0	0	0	0
59	R9	1	0	0	0	0
59	XD	1	0	0	0	0
59	XN	1	0	0	0	0
59	Y9	1	0	0	0	0
All	All	291950	0	198321	15633	5

The all-atom clashscore is defined as the number of clashes found per 1000 atoms (including hydrogen atoms). The all-atom clashscore for this structure is 32.

The worst 5 of 15633 close contacts within the same asymmetric unit are listed below, sorted by their clash magnitude.

Atom-1	Atom-2	Interatomic distance (Å)	Clash overlap (Å)
1:XA:1400:C:N4	53:XV:34:C:C6	1.71	1.55
14:XN:32:SER:CB	14:XN:41:ARG:HB3	1.23	1.55
14:XN:32:SER:HB3	14:XN:41:ARG:CB	1.27	1.54
28:RH:127:GLU:CG	28:RH:128:PRO:HD3	1.35	1.53
28:YH:127:GLU:CG	28:YH:128:PRO:HD3	1.35	1.52

All (5) symmetry-related close contacts are listed below. The label for Atom-2 includes the symmetry operator and encoded unit-cell translations to be applied.

Atom-1	Atom-2	Interatomic distance (Å)	Clash overlap (Å)
28:YH:45:VAL:O	41:YY:24:VAL:N[4_445]	1.97	0.23
29:RI:91:SER:OG	1:XA:368:U:OP1[4_555]	2.05	0.15
28:YH:44:VAL:CG2	41:YY:23:ARG:CD[4_445]	2.08	0.12
6:QF:15:ASP:OD2	4:XD:27:TYR:OH[4_555]	2.14	0.06
28:YH:47:GLU:OE2	41:YY:79:CYS:CB[4_445]	2.18	0.02

5.3 Torsion angles [i](#)

5.3.1 Protein backbone [i](#)

In the following table, the Percentiles column shows the percent Ramachandran outliers of the chain as a percentile score with respect to all X-ray entries followed by that with respect to entries of similar resolution.

The Analysed column shows the number of residues for which the backbone conformation was analysed, and the total number of residues.

Mol	Chain	Analysed	Favoured	Allowed	Outliers	Percentiles	
2	QB	235/256 (92%)	153 (65%)	52 (22%)	30 (13%)	0	7
2	XB	235/256 (92%)	153 (65%)	52 (22%)	30 (13%)	0	7
3	QC	203/239 (85%)	128 (63%)	56 (28%)	19 (9%)	1	15
3	XC	203/239 (85%)	129 (64%)	55 (27%)	19 (9%)	1	15
4	QD	206/209 (99%)	136 (66%)	50 (24%)	20 (10%)	1	14
4	XD	206/209 (99%)	135 (66%)	48 (23%)	23 (11%)	0	10
5	QE	149/162 (92%)	103 (69%)	31 (21%)	15 (10%)	1	13
5	XE	149/162 (92%)	103 (69%)	30 (20%)	16 (11%)	0	11
6	QF	99/101 (98%)	66 (67%)	24 (24%)	9 (9%)	1	16
6	XF	99/101 (98%)	66 (67%)	24 (24%)	9 (9%)	1	16
7	QG	153/156 (98%)	101 (66%)	37 (24%)	15 (10%)	1	14
7	XG	153/156 (98%)	103 (67%)	36 (24%)	14 (9%)	1	16
8	QH	136/138 (99%)	92 (68%)	29 (21%)	15 (11%)	0	10
8	XH	136/138 (99%)	92 (68%)	29 (21%)	15 (11%)	0	10
9	QI	125/128 (98%)	77 (62%)	32 (26%)	16 (13%)	0	7
9	XI	125/128 (98%)	77 (62%)	32 (26%)	16 (13%)	0	7
10	QJ	97/105 (92%)	68 (70%)	20 (21%)	9 (9%)	1	16
10	XJ	97/105 (92%)	68 (70%)	19 (20%)	10 (10%)	1	12
11	QK	117/129 (91%)	87 (74%)	22 (19%)	8 (7%)	1	24
11	XK	117/129 (91%)	87 (74%)	22 (19%)	8 (7%)	1	24
12	QL	123/132 (93%)	84 (68%)	23 (19%)	16 (13%)	0	7
12	XL	123/132 (93%)	84 (68%)	24 (20%)	15 (12%)	0	8
13	QM	119/126 (94%)	71 (60%)	29 (24%)	19 (16%)	0	5
13	XM	119/126 (94%)	71 (60%)	27 (23%)	21 (18%)	0	3
14	QN	58/61 (95%)	31 (53%)	15 (26%)	12 (21%)	0	2
14	XN	58/61 (95%)	33 (57%)	13 (22%)	12 (21%)	0	2
15	QO	86/89 (97%)	61 (71%)	19 (22%)	6 (7%)	1	23
15	XO	86/89 (97%)	61 (71%)	19 (22%)	6 (7%)	1	23
16	QP	82/88 (93%)	48 (58%)	23 (28%)	11 (13%)	0	6
16	XP	82/88 (93%)	48 (58%)	23 (28%)	11 (13%)	0	6

Continued on next page...

Continued from previous page...

Mol	Chain	Analysed	Favoured	Allowed	Outliers	Percentiles	
17	QQ	98/105 (93%)	75 (76%)	15 (15%)	8 (8%)	1	18
17	XQ	98/105 (93%)	75 (76%)	15 (15%)	8 (8%)	1	18
18	QR	68/88 (77%)	45 (66%)	15 (22%)	8 (12%)	0	8
18	XR	68/88 (77%)	46 (68%)	14 (21%)	8 (12%)	0	8
19	QS	82/93 (88%)	47 (57%)	17 (21%)	18 (22%)	0	1
19	XS	82/93 (88%)	46 (56%)	18 (22%)	18 (22%)	0	1
20	QT	97/106 (92%)	63 (65%)	16 (16%)	18 (19%)	0	3
20	XT	97/106 (92%)	63 (65%)	15 (16%)	19 (20%)	0	2
21	QU	23/27 (85%)	15 (65%)	4 (17%)	4 (17%)	0	3
21	XU	23/27 (85%)	15 (65%)	4 (17%)	4 (17%)	0	3
24	RD	270/276 (98%)	203 (75%)	48 (18%)	19 (7%)	1	23
24	YD	270/276 (98%)	204 (76%)	47 (17%)	19 (7%)	1	23
25	RE	203/206 (98%)	120 (59%)	41 (20%)	42 (21%)	0	2
25	YE	203/206 (98%)	120 (59%)	41 (20%)	42 (21%)	0	2
26	RF	200/210 (95%)	143 (72%)	37 (18%)	20 (10%)	1	13
26	YF	200/210 (95%)	143 (72%)	37 (18%)	20 (10%)	1	13
27	RG	179/182 (98%)	119 (66%)	39 (22%)	21 (12%)	0	9
27	YG	179/182 (98%)	119 (66%)	39 (22%)	21 (12%)	0	9
28	RH	168/180 (93%)	94 (56%)	36 (21%)	38 (23%)	0	1
28	YH	168/180 (93%)	94 (56%)	36 (21%)	38 (23%)	0	1
29	RI	144/148 (97%)	106 (74%)	21 (15%)	17 (12%)	0	8
29	YI	144/148 (97%)	100 (69%)	27 (19%)	17 (12%)	0	8
30	RN	136/140 (97%)	84 (62%)	30 (22%)	22 (16%)	0	5
30	YN	136/140 (97%)	84 (62%)	30 (22%)	22 (16%)	0	5
31	RO	120/122 (98%)	90 (75%)	21 (18%)	9 (8%)	1	21
31	YO	120/122 (98%)	90 (75%)	21 (18%)	9 (8%)	1	21
32	RP	148/150 (99%)	97 (66%)	19 (13%)	32 (22%)	0	2
32	YP	148/150 (99%)	97 (66%)	19 (13%)	32 (22%)	0	2
33	RQ	139/141 (99%)	95 (68%)	30 (22%)	14 (10%)	1	13
33	YQ	139/141 (99%)	97 (70%)	28 (20%)	14 (10%)	1	13
34	RR	116/118 (98%)	82 (71%)	20 (17%)	14 (12%)	0	8

Continued on next page...

Continued from previous page...

Mol	Chain	Analysed	Favoured	Allowed	Outliers	Percentiles	
34	YR	116/118 (98%)	82 (71%)	20 (17%)	14 (12%)	0	8
35	RS	109/112 (97%)	62 (57%)	28 (26%)	19 (17%)	0	3
35	YS	109/112 (97%)	62 (57%)	28 (26%)	19 (17%)	0	3
36	RT	135/146 (92%)	83 (62%)	32 (24%)	20 (15%)	0	5
36	YT	135/146 (92%)	83 (62%)	32 (24%)	20 (15%)	0	5
37	RU	115/118 (98%)	86 (75%)	20 (17%)	9 (8%)	1	20
37	YU	115/118 (98%)	86 (75%)	20 (17%)	9 (8%)	1	20
38	RV	99/101 (98%)	73 (74%)	16 (16%)	10 (10%)	1	13
38	YV	99/101 (98%)	73 (74%)	16 (16%)	10 (10%)	1	13
39	RW	111/113 (98%)	75 (68%)	22 (20%)	14 (13%)	0	8
39	YW	111/113 (98%)	75 (68%)	22 (20%)	14 (13%)	0	8
40	RX	90/96 (94%)	77 (86%)	8 (9%)	5 (6%)	2	29
40	YX	90/96 (94%)	77 (86%)	8 (9%)	5 (6%)	2	29
41	RY	100/110 (91%)	58 (58%)	16 (16%)	26 (26%)	0	1
41	YY	100/110 (91%)	57 (57%)	17 (17%)	26 (26%)	0	1
42	RZ	181/206 (88%)	131 (72%)	28 (16%)	22 (12%)	0	8
42	YZ	181/206 (88%)	128 (71%)	35 (19%)	18 (10%)	1	14
43	R0	80/85 (94%)	67 (84%)	12 (15%)	1 (1%)	15	59
43	Y0	80/85 (94%)	67 (84%)	11 (14%)	2 (2%)	7	48
44	R1	95/98 (97%)	64 (67%)	20 (21%)	11 (12%)	0	9
44	Y1	95/98 (97%)	64 (67%)	20 (21%)	11 (12%)	0	9
45	R2	67/72 (93%)	47 (70%)	11 (16%)	9 (13%)	0	6
45	Y2	67/72 (93%)	46 (69%)	12 (18%)	9 (13%)	0	6
46	R3	57/60 (95%)	45 (79%)	9 (16%)	3 (5%)	2	30
46	Y3	57/60 (95%)	45 (79%)	9 (16%)	3 (5%)	2	30
47	R4	69/71 (97%)	23 (33%)	20 (29%)	26 (38%)	0	0
47	Y4	69/71 (97%)	23 (33%)	20 (29%)	26 (38%)	0	0
48	R5	57/60 (95%)	33 (58%)	9 (16%)	15 (26%)	0	1
48	Y5	56/60 (93%)	32 (57%)	9 (16%)	15 (27%)	0	1
49	R6	47/54 (87%)	15 (32%)	18 (38%)	14 (30%)	0	0
49	Y6	47/54 (87%)	15 (32%)	18 (38%)	14 (30%)	0	0

Continued on next page...

Continued from previous page...

Mol	Chain	Analysed	Favoured	Allowed	Outliers	Percentiles	
50	R7	47/49 (96%)	37 (79%)	7 (15%)	3 (6%)	2	26
50	Y7	47/49 (96%)	37 (79%)	7 (15%)	3 (6%)	2	26
51	R8	62/65 (95%)	36 (58%)	15 (24%)	11 (18%)	0	3
51	Y8	62/65 (95%)	36 (58%)	15 (24%)	11 (18%)	0	3
52	R9	35/37 (95%)	31 (89%)	4 (11%)	0	100	100
52	Y9	35/37 (95%)	31 (89%)	4 (11%)	0	100	100
All	All	11469/12128 (95%)	7649 (67%)	2333 (20%)	1487 (13%)	0	7

5 of 1487 Ramachandran outliers are listed below:

Mol	Chain	Res	Type
2	QB	6	THR
2	QB	15	VAL
2	QB	26	PRO
2	QB	84	GLU
2	QB	88	ALA

5.3.2 Protein sidechains ⓘ

In the following table, the Percentiles column shows the percent sidechain outliers of the chain as a percentile score with respect to all X-ray entries followed by that with respect to entries of similar resolution.

The Analysed column shows the number of residues for which the sidechain conformation was analysed, and the total number of residues.

Mol	Chain	Analysed	Rotameric	Outliers	Percentiles	
2	QB	205/220 (93%)	181 (88%)	24 (12%)	7	35
2	XB	205/220 (93%)	181 (88%)	24 (12%)	7	35
3	QC	159/188 (85%)	143 (90%)	16 (10%)	9	41
3	XC	159/188 (85%)	143 (90%)	16 (10%)	9	41
4	QD	180/181 (99%)	160 (89%)	20 (11%)	8	38
4	XD	180/181 (99%)	165 (92%)	15 (8%)	14	51
5	QE	116/123 (94%)	107 (92%)	9 (8%)	16	54
5	XE	116/123 (94%)	107 (92%)	9 (8%)	16	54
6	QF	90/90 (100%)	76 (84%)	14 (16%)	3	24
6	XF	90/90 (100%)	76 (84%)	14 (16%)	3	24

Continued on next page...

Continued from previous page...

Mol	Chain	Analysed	Rotameric	Outliers	Percentiles	
7	QG	126/127 (99%)	114 (90%)	12 (10%)	11	44
7	XG	126/127 (99%)	115 (91%)	11 (9%)	13	49
8	QH	119/119 (100%)	106 (89%)	13 (11%)	8	39
8	XH	119/119 (100%)	106 (89%)	13 (11%)	8	39
9	QI	98/99 (99%)	87 (89%)	11 (11%)	7	37
9	XI	98/99 (99%)	87 (89%)	11 (11%)	7	37
10	QJ	89/92 (97%)	81 (91%)	8 (9%)	12	47
10	XJ	89/92 (97%)	81 (91%)	8 (9%)	12	47
11	QK	90/99 (91%)	81 (90%)	9 (10%)	9	42
11	XK	90/99 (91%)	81 (90%)	9 (10%)	9	42
12	QL	104/109 (95%)	88 (85%)	16 (15%)	3	24
12	XL	104/109 (95%)	89 (86%)	15 (14%)	4	27
13	QM	97/101 (96%)	81 (84%)	16 (16%)	3	21
13	XM	97/101 (96%)	81 (84%)	16 (16%)	3	21
14	QN	49/50 (98%)	40 (82%)	9 (18%)	2	16
14	XN	49/50 (98%)	44 (90%)	5 (10%)	9	41
15	QO	79/80 (99%)	73 (92%)	6 (8%)	16	55
15	XO	79/80 (99%)	73 (92%)	6 (8%)	16	55
16	QP	72/74 (97%)	63 (88%)	9 (12%)	6	32
16	XP	72/74 (97%)	63 (88%)	9 (12%)	6	32
17	QQ	95/97 (98%)	89 (94%)	6 (6%)	22	61
17	XQ	95/97 (98%)	89 (94%)	6 (6%)	22	61
18	QR	61/77 (79%)	54 (88%)	7 (12%)	7	36
18	XR	61/77 (79%)	54 (88%)	7 (12%)	7	36
19	QS	73/80 (91%)	62 (85%)	11 (15%)	3	25
19	XS	73/80 (91%)	62 (85%)	11 (15%)	3	25
20	QT	76/82 (93%)	68 (90%)	8 (10%)	8	40
20	XT	76/82 (93%)	69 (91%)	7 (9%)	11	46
21	QU	20/22 (91%)	19 (95%)	1 (5%)	30	68
21	XU	20/22 (91%)	19 (95%)	1 (5%)	30	68
24	RD	214/218 (98%)	177 (83%)	37 (17%)	2	19

Continued on next page...

Continued from previous page...

Mol	Chain	Analysed	Rotameric	Outliers	Percentiles	
24	YD	214/218 (98%)	178 (83%)	36 (17%)	2	20
25	RE	165/166 (99%)	127 (77%)	38 (23%)	1	8
25	YE	165/166 (99%)	127 (77%)	38 (23%)	1	8
26	RF	161/166 (97%)	140 (87%)	21 (13%)	5	31
26	YF	161/166 (97%)	140 (87%)	21 (13%)	5	31
27	RG	155/156 (99%)	130 (84%)	25 (16%)	3	22
27	YG	155/156 (99%)	131 (84%)	24 (16%)	3	24
28	RH	142/148 (96%)	114 (80%)	28 (20%)	1	13
28	YH	142/148 (96%)	114 (80%)	28 (20%)	1	13
29	RI	122/124 (98%)	100 (82%)	22 (18%)	2	17
29	YI	122/124 (98%)	101 (83%)	21 (17%)	2	19
30	RN	117/119 (98%)	98 (84%)	19 (16%)	3	22
30	YN	117/119 (98%)	98 (84%)	19 (16%)	3	22
31	RO	100/100 (100%)	90 (90%)	10 (10%)	9	42
31	YO	100/100 (100%)	90 (90%)	10 (10%)	9	42
32	RP	116/116 (100%)	89 (77%)	27 (23%)	1	8
32	YP	116/116 (100%)	89 (77%)	27 (23%)	1	8
33	RQ	111/111 (100%)	93 (84%)	18 (16%)	3	22
33	YQ	111/111 (100%)	93 (84%)	18 (16%)	3	22
34	RR	101/101 (100%)	84 (83%)	17 (17%)	2	20
34	YR	101/101 (100%)	84 (83%)	17 (17%)	2	20
35	RS	87/88 (99%)	74 (85%)	13 (15%)	4	26
35	YS	87/88 (99%)	74 (85%)	13 (15%)	4	26
36	RT	120/127 (94%)	97 (81%)	23 (19%)	2	14
36	YT	120/127 (94%)	97 (81%)	23 (19%)	2	14
37	RU	93/94 (99%)	80 (86%)	13 (14%)	4	29
37	YU	93/94 (99%)	80 (86%)	13 (14%)	4	29
38	RV	82/82 (100%)	71 (87%)	11 (13%)	5	30
38	YV	82/82 (100%)	71 (87%)	11 (13%)	5	30
39	RW	92/92 (100%)	77 (84%)	15 (16%)	3	22
39	YW	92/92 (100%)	77 (84%)	15 (16%)	3	22

Continued on next page...

Continued from previous page...

Mol	Chain	Analysed	Rotameric	Outliers	Percentiles	
40	RX	74/78 (95%)	63 (85%)	11 (15%)	4	26
40	YX	74/78 (95%)	63 (85%)	11 (15%)	4	26
41	RY	85/91 (93%)	70 (82%)	15 (18%)	2	18
41	YY	85/91 (93%)	70 (82%)	15 (18%)	2	18
42	RZ	162/179 (90%)	141 (87%)	21 (13%)	5	31
42	YZ	162/179 (90%)	139 (86%)	23 (14%)	4	28
43	R0	65/67 (97%)	57 (88%)	8 (12%)	6	32
43	Y0	65/67 (97%)	60 (92%)	5 (8%)	16	55
44	R1	82/83 (99%)	67 (82%)	15 (18%)	2	16
44	Y1	82/83 (99%)	67 (82%)	15 (18%)	2	16
45	R2	64/67 (96%)	57 (89%)	7 (11%)	8	39
45	Y2	64/67 (96%)	57 (89%)	7 (11%)	8	39
46	R3	51/52 (98%)	40 (78%)	11 (22%)	1	10
46	Y3	51/52 (98%)	40 (78%)	11 (22%)	1	10
47	R4	63/63 (100%)	44 (70%)	19 (30%)	0	4
47	Y4	63/63 (100%)	44 (70%)	19 (30%)	0	4
48	R5	51/52 (98%)	39 (76%)	12 (24%)	1	8
48	Y5	50/52 (96%)	38 (76%)	12 (24%)	1	7
49	R6	48/52 (92%)	38 (79%)	10 (21%)	1	11
49	Y6	48/52 (92%)	38 (79%)	10 (21%)	1	11
50	R7	42/42 (100%)	39 (93%)	3 (7%)	18	58
50	Y7	42/42 (100%)	39 (93%)	3 (7%)	18	58
51	R8	54/55 (98%)	39 (72%)	15 (28%)	0	4
51	Y8	54/55 (98%)	39 (72%)	15 (28%)	0	4
52	R9	34/34 (100%)	32 (94%)	2 (6%)	24	64
52	Y9	34/34 (100%)	32 (94%)	2 (6%)	24	64
All	All	9701/10066 (96%)	8295 (86%)	1406 (14%)	4	27

5 of 1406 residues with a non-rotameric sidechain are listed below:

Mol	Chain	Res	Type
45	R2	53	LEU
6	XF	97	PHE

Continued on next page...

Continued from previous page...

Mol	Chain	Res	Type
42	YZ	139	VAL
47	R4	23	GLU
2	XB	23	ARG

Some sidechains can be flipped to improve hydrogen bonding and reduce clashes. 5 of 112 such sidechains are listed below:

Mol	Chain	Res	Type
45	R2	47	ASN
6	XF	64	GLN
42	YZ	32	HIS
46	R3	32	GLN
2	XB	204	ASN

5.3.3 RNA ⓘ

Mol	Chain	Analysed	Backbone Outliers	Pucker Outliers
1	QA	1499/1522 (98%)	281 (18%)	47 (3%)
1	XA	1498/1522 (98%)	299 (19%)	52 (3%)
22	RA	2879/2916 (98%)	658 (22%)	65 (2%)
22	YA	2880/2916 (98%)	639 (22%)	65 (2%)
23	RB	119/122 (97%)	20 (16%)	2 (1%)
23	YB	119/122 (97%)	25 (21%)	1 (0%)
53	QV	76/77 (98%)	30 (39%)	1 (1%)
53	XV	76/77 (98%)	30 (39%)	1 (1%)
54	QX	7/25 (28%)	5 (71%)	2 (28%)
54	XX	7/25 (28%)	4 (57%)	1 (14%)
55	QY	13/18 (72%)	6 (46%)	2 (15%)
55	XY	13/18 (72%)	5 (38%)	1 (7%)
56	Z6	1/3 (33%)	0	0
56	Z8	1/3 (33%)	0	0
All	All	9188/9366 (98%)	2002 (21%)	240 (2%)

5 of 2002 RNA backbone outliers are listed below:

Mol	Chain	Res	Type
1	QA	6	G
1	QA	9	G
1	QA	22	G
1	QA	32	A
1	QA	39	G

5 of 240 RNA pucker outliers are listed below:

Mol	Chain	Res	Type
22	RA	2776	A
1	XA	530	G
22	YA	2566	A
22	RA	2867	G
1	XA	243	A

5.4 Non-standard residues in protein, DNA, RNA chains ⓘ

4 non-standard protein/DNA/RNA residues are modelled in this entry.

In the following table, the Counts columns list the number of bonds (or angles) for which Mogul statistics could be retrieved, the number of bonds (or angles) that are observed in the model and the number of bonds (or angles) that are defined in the chemical component dictionary. The Link column lists molecule types, if any, to which the group is linked. The Z score for a bond length (or angle) is the number of standard deviations the observed value is removed from the expected value. A bond length (or angle) with $|Z| > 2$ is considered an outlier worth inspection. RMSZ is the root-mean-square of all Z scores of the bond lengths (or angles).

Mol	Type	Chain	Res	Link	Bond lengths			Bond angles		
					Counts	RMSZ	# $ Z > 2$	Counts	RMSZ	# $ Z > 2$
55	1MG	QY	37	55	16,26,27	1.80	2 (12%)	19,39,42	1.62	4 (21%)
55	1MG	XY	37	55	16,26,27	2.89	3 (18%)	19,39,42	1.58	4 (21%)
56	PPU	Z6	76	56,22	30,40,41	2.59	6 (20%)	37,57,60	3.25	11 (29%)
56	PPU	Z8	76	56,22	30,40,41	2.58	6 (20%)	37,57,60	3.25	11 (29%)

In the following table, the Chirals column lists the number of chiral outliers, the number of chiral centers analysed, the number of these observed in the model and the number defined in the chemical component dictionary. Similar counts are reported in the Torsion and Rings columns. '-' means no outliers of that kind were identified.

Mol	Type	Chain	Res	Link	Chirals	Torsions	Rings
55	1MG	QY	37	55	-	0/3/25/26	0/3/3/3
55	1MG	XY	37	55	-	0/3/25/26	0/3/3/3
56	PPU	Z6	76	56,22	-	0/21/43/44	0/4/4/4
56	PPU	Z8	76	56,22	-	0/21/43/44	0/4/4/4

The worst 5 of 17 bond length outliers are listed below:

Mol	Chain	Res	Type	Atoms	Z	Observed(Å)	Ideal(Å)
56	Z6	76	PPU	C9-N6	-5.67	1.31	1.45

Continued on next page...

Continued from previous page...

Mol	Chain	Res	Type	Atoms	Z	Observed(Å)	Ideal(Å)
56	Z8	76	PPU	C9-N6	-5.61	1.32	1.45
56	Z8	76	PPU	C10-N6	-5.31	1.32	1.45
56	Z6	76	PPU	C10-N6	-5.28	1.32	1.45
56	Z8	76	PPU	C5-N7	-2.02	1.32	1.39

The worst 5 of 30 bond angle outliers are listed below:

Mol	Chain	Res	Type	Atoms	Z	Observed(°)	Ideal(°)
56	Z6	76	PPU	C2'-C1'-N9	-10.32	98.52	114.29
56	Z8	76	PPU	C2'-C1'-N9	-10.30	98.56	114.29
56	Z8	76	PPU	N3-C2-N1	-9.86	121.34	128.89
56	Z6	76	PPU	N3-C2-N1	-9.76	121.42	128.89
56	Z6	76	PPU	C3'-N3'-C	-8.24	110.20	123.18

There are no chirality outliers.

There are no torsion outliers.

There are no ring outliers.

4 monomers are involved in 34 short contacts:

Mol	Chain	Res	Type	Clashes	Symm-Clashes
55	QY	37	1MG	2	0
55	XY	37	1MG	7	0
56	Z6	76	PPU	14	0
56	Z8	76	PPU	11	0

5.5 Carbohydrates [i](#)

There are no carbohydrates in this entry.

5.6 Ligand geometry [i](#)

Of 684 ligands modelled in this entry, 682 are monoatomic - leaving 2 for Mogul analysis.

In the following table, the Counts columns list the number of bonds (or angles) for which Mogul statistics could be retrieved, the number of bonds (or angles) that are observed in the model and the number of bonds (or angles) that are defined in the chemical component dictionary. The Link column lists molecule types, if any, to which the group is linked. The Z score for a bond length (or angle) is the number of standard deviations the observed value is removed from the expected value. A bond length (or angle) with $|Z| > 2$ is considered an outlier worth inspection. RMSZ is the root-mean-square of all Z scores of the bond lengths (or angles).

Mol	Type	Chain	Res	Link	Bond lengths			Bond angles		
					Counts	RMSZ	# Z > 2	Counts	RMSZ	# Z > 2
58	PAR	QA	1666	-	45,45,45	1.31	7 (15%)	59,67,67	1.41	7 (11%)
58	PAR	XA	1673	-	45,45,45	1.35	7 (15%)	59,67,67	1.35	5 (8%)

In the following table, the Chirals column lists the number of chiral outliers, the number of chiral centers analysed, the number of these observed in the model and the number defined in the chemical component dictionary. Similar counts are reported in the Torsion and Rings columns. '-' means no outliers of that kind were identified.

Mol	Type	Chain	Res	Link	Chirals	Torsions	Rings
58	PAR	QA	1666	-	-	0/18/94/94	0/4/4/4
58	PAR	XA	1673	-	-	0/18/94/94	0/4/4/4

The worst 5 of 14 bond length outliers are listed below:

Mol	Chain	Res	Type	Atoms	Z	Observed(Å)	Ideal(Å)
58	XA	1673	PAR	C31-C21	2.06	1.56	1.53
58	QA	1666	PAR	C14-C24	2.07	1.56	1.52
58	QA	1666	PAR	C31-C21	2.18	1.56	1.53
58	QA	1666	PAR	C11-C21	2.20	1.56	1.52
58	XA	1673	PAR	C14-C24	2.22	1.56	1.52

The worst 5 of 12 bond angle outliers are listed below:

Mol	Chain	Res	Type	Atoms	Z	Observed(°)	Ideal(°)
58	QA	1666	PAR	O11-C42-C32	-2.99	101.67	108.92
58	QA	1666	PAR	O54-C54-C44	-2.06	105.81	109.68
58	XA	1673	PAR	C11-O51-C51	2.61	118.80	113.75
58	XA	1673	PAR	O54-C54-C64	2.69	111.36	106.10
58	QA	1666	PAR	O54-C54-C64	2.81	111.59	106.10

There are no chirality outliers.

There are no torsion outliers.

There are no ring outliers.

2 monomers are involved in 6 short contacts:

Mol	Chain	Res	Type	Clashes	Symm-Clashes
58	QA	1666	PAR	4	0
58	XA	1673	PAR	2	0

5.7 Other polymers [i](#)

There are no such residues in this entry.

5.8 Polymer linkage issues [i](#)

There are no chain breaks in this entry.

6 Fit of model and data ⓘ

6.1 Protein, DNA and RNA chains ⓘ

In the following table, the column labelled ‘#RSRZ> 2’ contains the number (and percentage) of RSRZ outliers, followed by percent RSRZ outliers for the chain as percentile scores relative to all X-ray entries and entries of similar resolution. The OWAB column contains the minimum, median, 95th percentile and maximum values of the occupancy-weighted average B-factor per residue. The column labelled ‘Q< 0.9’ lists the number of (and percentage) of residues with an average occupancy less than 0.9.

Mol	Chain	Analysed	<RSRZ>	#RSRZ>2	OWAB(Å ²)	Q<0.9
1	QA	1500/1522 (98%)	-0.04	26 (1%) 73 62	22, 75, 152, 231	0
1	XA	1500/1522 (98%)	-0.20	8 (0%) 91 88	7, 55, 142, 232	0
2	QB	237/256 (92%)	0.41	16 (6%) 20 13	47, 109, 145, 182	0
2	XB	237/256 (92%)	0.20	9 (3%) 44 33	38, 88, 133, 159	0
3	QC	205/239 (85%)	0.16	4 (1%) 68 57	39, 98, 133, 150	0
3	XC	205/239 (85%)	-0.15	2 (0%) 84 77	20, 67, 110, 138	0
4	QD	208/209 (99%)	0.17	2 (0%) 84 77	29, 79, 128, 167	0
4	XD	208/209 (99%)	0.08	2 (0%) 84 77	10, 72, 110, 139	0
5	QE	151/162 (93%)	0.30	7 (4%) 36 27	25, 85, 122, 159	0
5	XE	151/162 (93%)	-0.00	2 (1%) 79 70	1, 62, 104, 134	0
6	QF	101/101 (100%)	0.18	1 (0%) 84 77	16, 74, 116, 131	0
6	XF	101/101 (100%)	-0.00	1 (0%) 84 77	16, 65, 110, 133	0
7	QG	155/156 (99%)	0.49	16 (10%) 9 6	30, 84, 125, 149	0
7	XG	155/156 (99%)	0.20	6 (3%) 43 32	20, 71, 109, 131	0
8	QH	138/138 (100%)	0.34	3 (2%) 65 54	45, 88, 124, 156	0
8	XH	138/138 (100%)	0.13	1 (0%) 89 84	19, 70, 102, 125	0
9	QI	127/128 (99%)	0.73	12 (9%) 11 7	46, 97, 137, 144	0
9	XI	127/128 (99%)	0.22	3 (2%) 62 50	16, 79, 119, 129	0
10	QJ	99/105 (94%)	1.07	19 (19%) 2 1	44, 108, 142, 161	0
10	XJ	99/105 (94%)	0.58	11 (11%) 7 5	9, 83, 129, 147	0
11	QK	119/129 (92%)	0.42	14 (11%) 6 5	18, 71, 123, 149	0
11	XK	119/129 (92%)	0.28	5 (4%) 40 29	15, 63, 110, 147	0
12	QL	125/132 (94%)	0.47	8 (6%) 23 14	20, 72, 108, 139	0
12	XL	125/132 (94%)	0.00	2 (1%) 74 64	0, 48, 91, 134	0

Continued on next page...

Continued from previous page...

Mol	Chain	Analysed	<RSRZ>	#RSRZ>2	OWAB(Å ²)	Q<0.9
13	QM	121/126 (96%)	0.53	13 (10%) 8 6	39, 96, 131, 170	0
13	XM	121/126 (96%)	0.02	3 (2%) 61 48	4, 68, 125, 149	0
14	QN	60/61 (98%)	0.65	5 (8%) 14 9	52, 98, 137, 146	0
14	XN	60/61 (98%)	-0.05	0 100 100	4, 60, 100, 120	0
15	QO	88/89 (98%)	0.16	6 (6%) 20 13	30, 79, 120, 136	0
15	XO	88/89 (98%)	0.03	1 (1%) 82 74	10, 64, 93, 107	0
16	QP	84/88 (95%)	0.35	3 (3%) 46 35	12, 68, 103, 138	0
16	XP	84/88 (95%)	0.48	2 (2%) 62 50	30, 70, 106, 135	0
17	QQ	100/105 (95%)	0.58	7 (7%) 19 13	33, 82, 115, 141	0
17	XQ	100/105 (95%)	0.24	1 (1%) 84 77	14, 64, 102, 124	0
18	QR	70/88 (79%)	0.55	9 (12%) 5 4	18, 78, 119, 147	0
18	XR	70/88 (79%)	0.40	4 (5%) 27 19	22, 67, 109, 135	0
19	QS	84/93 (90%)	0.70	7 (8%) 14 9	60, 102, 132, 147	0
19	XS	84/93 (90%)	0.23	2 (2%) 62 50	15, 73, 112, 164	0
20	QT	99/106 (93%)	0.21	3 (3%) 54 40	3, 77, 111, 131	0
20	XT	99/106 (93%)	0.32	3 (3%) 54 40	19, 77, 117, 126	0
21	QU	25/27 (92%)	1.76	8 (32%) 1 1	37, 85, 131, 145	0
21	XU	25/27 (92%)	0.97	3 (12%) 6 5	30, 75, 103, 134	0
22	RA	2882/2916 (98%)	-0.13	94 (3%) 50 38	2, 45, 174, 236	0
22	YA	2883/2916 (98%)	-0.22	70 (2%) 62 50	1, 35, 165, 227	0
23	RB	120/122 (98%)	-0.12	0 100 100	46, 89, 131, 153	0
23	YB	120/122 (98%)	-0.42	1 (0%) 87 81	18, 58, 93, 139	0
24	RD	272/276 (98%)	-0.08	0 100 100	4, 41, 81, 123	0
24	YD	272/276 (98%)	-0.03	1 (0%) 93 90	1, 33, 74, 140	0
25	RE	205/206 (99%)	0.15	4 (1%) 68 57	7, 62, 112, 141	0
25	YE	205/206 (99%)	0.06	2 (0%) 84 77	6, 56, 103, 125	0
26	RF	202/210 (96%)	-0.01	2 (0%) 84 77	1, 64, 110, 129	0
26	YF	202/210 (96%)	-0.03	2 (0%) 84 77	1, 47, 95, 112	0
27	RG	181/182 (99%)	0.39	9 (4%) 32 24	34, 99, 142, 166	0
27	YG	181/182 (99%)	-0.03	1 (0%) 90 86	9, 66, 115, 163	0
28	RH	170/180 (94%)	1.12	37 (21%) 1 1	32, 108, 152, 170	0

Continued on next page...

Continued from previous page...

Mol	Chain	Analysed	<RSRZ>	#RSRZ>2	OWAB(Å ²)	Q<0.9
28	YH	170/180 (94%)	0.22	6 (3%) 48 36	14, 68, 110, 133	0
29	RI	146/148 (98%)	0.38	3 (2%) 67 56	16, 78, 122, 154	0
29	YI	146/148 (98%)	0.19	4 (2%) 58 46	8, 72, 119, 159	0
30	RN	138/140 (98%)	0.33	5 (3%) 46 35	14, 70, 110, 124	0
30	YN	138/140 (98%)	0.05	4 (2%) 55 42	8, 55, 103, 128	0
31	RO	122/122 (100%)	0.18	0 100 100	5, 56, 97, 126	0
31	YO	122/122 (100%)	0.02	0 100 100	0, 42, 79, 94	0
32	RP	150/150 (100%)	0.51	11 (7%) 18 12	6, 65, 126, 159	0
32	YP	150/150 (100%)	0.06	2 (1%) 79 70	5, 53, 105, 154	0
33	RQ	141/141 (100%)	0.20	3 (2%) 67 56	2, 62, 106, 142	0
33	YQ	141/141 (100%)	-0.09	0 100 100	3, 42, 94, 132	0
34	RR	118/118 (100%)	-0.02	0 100 100	8, 50, 92, 118	0
34	YR	118/118 (100%)	-0.04	0 100 100	7, 43, 89, 109	0
35	RS	111/112 (99%)	0.39	3 (2%) 58 46	35, 78, 114, 141	0
35	YS	111/112 (99%)	0.03	0 100 100	7, 61, 94, 111	0
36	RT	137/146 (93%)	0.14	2 (1%) 76 66	13, 64, 125, 165	0
36	YT	137/146 (93%)	-0.08	1 (0%) 89 84	10, 58, 111, 158	0
37	RU	117/118 (99%)	-0.03	3 (2%) 59 47	10, 61, 104, 147	0
37	YU	117/118 (99%)	-0.13	2 (1%) 73 62	0, 44, 108, 129	0
38	RV	101/101 (100%)	0.09	1 (0%) 84 77	20, 75, 116, 144	0
38	YV	101/101 (100%)	0.21	2 (1%) 68 57	11, 65, 104, 156	0
39	RW	113/113 (100%)	0.12	0 100 100	3, 43, 93, 149	0
39	YW	113/113 (100%)	-0.07	2 (1%) 71 61	2, 42, 91, 144	0
40	RX	92/96 (95%)	-0.07	1 (1%) 82 74	15, 52, 96, 125	0
40	YX	92/96 (95%)	-0.09	0 100 100	3, 37, 76, 96	0
41	RY	102/110 (92%)	1.28	27 (26%) 1 1	26, 88, 132, 159	0
41	YY	102/110 (92%)	0.36	4 (3%) 43 32	9, 63, 120, 140	0
42	RZ	183/206 (88%)	0.41	10 (5%) 29 20	21, 88, 133, 152	0
42	YZ	183/206 (88%)	0.04	3 (1%) 74 64	20, 70, 123, 155	0
43	R0	82/85 (96%)	0.38	3 (3%) 45 34	14, 48, 79, 112	0
43	Y0	82/85 (96%)	0.20	1 (1%) 81 72	3, 36, 66, 97	0

Continued on next page...

Continued from previous page...

Mol	Chain	Analysed	<RSRZ>	#RSRZ>2	OWAB(Å ²)	Q<0.9
44	R1	97/98 (98%)	0.49	4 (4%) 41 30	5, 53, 126, 159	0
44	Y1	97/98 (98%)	0.31	3 (3%) 52 40	5, 43, 104, 139	0
45	R2	69/72 (95%)	0.08	0 100 100	13, 72, 111, 129	0
45	Y2	69/72 (95%)	-0.18	0 100 100	5, 50, 104, 121	0
46	R3	59/60 (98%)	1.18	9 (15%) 3 3	12, 63, 111, 139	0
46	Y3	59/60 (98%)	0.49	5 (8%) 13 9	2, 44, 101, 174	0
47	R4	71/71 (100%)	0.90	12 (16%) 2 2	75, 131, 170, 189	0
47	Y4	71/71 (100%)	0.29	4 (5%) 28 20	46, 102, 154, 161	0
48	R5	59/60 (98%)	0.13	4 (6%) 20 13	6, 55, 133, 141	0
48	Y5	58/60 (96%)	0.16	2 (3%) 49 37	10, 59, 143, 162	0
49	R6	49/54 (90%)	3.22	31 (63%) 0 1	83, 118, 150, 157	0
49	Y6	49/54 (90%)	2.68	31 (63%) 0 1	51, 109, 141, 149	0
50	R7	49/49 (100%)	0.09	1 (2%) 68 57	8, 35, 87, 146	0
50	Y7	49/49 (100%)	0.10	1 (2%) 68 57	1, 29, 71, 121	0
51	R8	64/65 (98%)	0.25	2 (3%) 52 40	1, 52, 96, 158	0
51	Y8	64/65 (98%)	0.04	0 100 100	5, 40, 81, 149	0
52	R9	37/37 (100%)	3.93	31 (83%) 0 0	66, 110, 156, 168	0
52	Y9	37/37 (100%)	4.48	37 (100%) 0 0	78, 107, 132, 166	0
53	QV	77/77 (100%)	0.17	2 (2%) 59 47	46, 99, 145, 169	0
53	XV	77/77 (100%)	0.08	1 (1%) 79 70	28, 72, 119, 180	0
54	QX	8/25 (32%)	3.04	6 (75%) 0 0	103, 130, 144, 183	0
54	XX	8/25 (32%)	1.61	2 (25%) 1 1	56, 75, 115, 190	0
55	QY	13/18 (72%)	1.54	4 (30%) 1 1	112, 161, 199, 206	0
55	XY	13/18 (72%)	1.17	2 (15%) 3 3	72, 116, 180, 193	0
56	Z6	2/3 (66%)	0.37	0 100 100	52, 52, 52, 57	0
56	Z8	2/3 (66%)	0.58	0 100 100	46, 46, 46, 46	0
All	All	20870/21494 (97%)	0.09	780 (3%) 45 34	0, 61, 135, 236	0

The worst 5 of 780 RSRZ outliers are listed below:

Mol	Chain	Res	Type	RSRZ
52	R9	11	CYS	12.5
52	R9	14	CYS	10.0

Continued on next page...

Continued from previous page...

Mol	Chain	Res	Type	RSRZ
52	Y9	34	GLN	9.8
49	R6	22	ALA	9.7
52	R9	34	GLN	8.4

6.2 Non-standard residues in protein, DNA, RNA chains [i](#)

In the following table, the Atoms column lists the number of modelled atoms in the group and the number defined in the chemical component dictionary. LLDF column lists the quality of electron density of the group with respect to its neighbouring residues in protein, DNA or RNA chains. The B-factors column lists the minimum, median, 95th percentile and maximum values of B factors of atoms in the group. The column labelled 'Q< 0.9' lists the number of atoms with occupancy less than 0.9.

Mol	Type	Chain	Res	Atoms	RSCC	RSR	LLDF	B-factors(Å ²)	Q<0.9
56	PPU	Z8	76	37/38	0.93	0.33	-	48,48,48,48	0
56	PPU	Z6	76	37/38	0.93	0.31	-	51,51,51,51	0
55	1MG	QY	37	24/25	0.84	0.31	-	125,125,125,125	0
55	1MG	XY	37	24/25	0.89	0.20	-	64,64,64,64	0

6.3 Carbohydrates [i](#)

There are no carbohydrates in this entry.

6.4 Ligands [i](#)

In the following table, the Atoms column lists the number of modelled atoms in the group and the number defined in the chemical component dictionary. LLDF column lists the quality of electron density of the group with respect to its neighbouring residues in protein, DNA or RNA chains. The B-factors column lists the minimum, median, 95th percentile and maximum values of B factors of atoms in the group. The column labelled 'Q< 0.9' lists the number of atoms with occupancy less than 0.9.

Mol	Type	Chain	Res	Atoms	RSCC	RSR	LLDF	B-factors(Å ²)	Q<0.9
57	MG	RA	3003	1/1	0.87	1.15	132.21	50,50,50,50	0
57	MG	YA	3053	1/1	0.78	1.02	74.03	50,50,50,50	0
57	MG	RA	3007	1/1	0.81	1.30	73.04	50,50,50,50	0
57	MG	RA	3064	1/1	0.75	1.71	66.93	50,50,50,50	0
57	MG	YA	3026	1/1	0.94	1.28	66.88	50,50,50,50	0
57	MG	XA	1656	1/1	0.88	0.89	63.25	12,12,12,12	0
57	MG	RA	3100	1/1	0.95	1.01	61.99	50,50,50,50	0

Continued on next page...

Continued from previous page...

Mol	Type	Chain	Res	Atoms	RSCC	RSR	LLDF	B-factors(\AA^2)	Q<0.9
57	MG	XA	1603	1/1	0.90	0.95	51.89	50,50,50,50	0
57	MG	YA	3261	1/1	0.78	0.96	46.98	50,50,50,50	0
57	MG	RA	3065	1/1	0.71	1.23	45.98	50,50,50,50	0
57	MG	RA	3051	1/1	0.85	0.83	44.16	50,50,50,50	0
57	MG	RA	3093	1/1	0.89	0.71	43.07	50,50,50,50	0
57	MG	RA	3061	1/1	0.94	0.77	43.02	50,50,50,50	0
57	MG	YA	3009	1/1	0.96	0.74	41.99	50,50,50,50	0
57	MG	RA	3164	1/1	0.78	0.55	37.48	15,15,15,15	0
57	MG	RA	3186	1/1	0.68	0.72	36.31	51,51,51,51	0
57	MG	RA	3036	1/1	0.98	0.40	35.57	0,0,0,0	0
57	MG	YA	3031	1/1	0.86	1.04	34.99	50,50,50,50	0
57	MG	YA	3049	1/1	0.94	1.10	34.88	50,50,50,50	0
57	MG	YA	3259	1/1	0.78	0.66	33.02	2,2,2,2	0
57	MG	RA	3034	1/1	0.78	1.60	32.93	50,50,50,50	0
57	MG	YA	3079	1/1	0.80	1.26	32.21	50,50,50,50	0
57	MG	YA	3257	1/1	0.97	0.78	31.67	50,50,50,50	0
57	MG	RA	3009	1/1	0.96	0.56	30.89	7,7,7,7	0
57	MG	RA	3042	1/1	0.96	0.58	30.85	50,50,50,50	0
57	MG	YA	3019	1/1	0.91	0.80	29.28	50,50,50,50	0
57	MG	RA	3035	1/1	0.91	0.81	29.16	50,50,50,50	0
57	MG	YA	3180	1/1	0.89	0.72	28.88	5,5,5,5	0
57	MG	YA	3015	1/1	0.96	0.77	28.21	50,50,50,50	0
57	MG	YA	3056	1/1	0.93	0.88	28.09	50,50,50,50	0
57	MG	YA	3217	1/1	0.84	0.62	27.60	52,52,52,52	0
57	MG	YA	3193	1/1	0.82	0.74	26.55	7,7,7,7	0
57	MG	RA	3005	1/1	0.87	0.81	26.51	50,50,50,50	0
57	MG	YA	3098	1/1	0.91	0.84	24.01	50,50,50,50	0
57	MG	RA	3127	1/1	0.72	0.52	23.74	15,15,15,15	0
57	MG	XA	1625	1/1	0.88	0.48	23.54	50,50,50,50	0
57	MG	RA	3219	1/1	0.80	0.56	22.90	40,40,40,40	0
57	MG	RA	3057	1/1	0.95	0.77	22.32	50,50,50,50	0
57	MG	RA	3123	1/1	0.79	0.94	22.08	50,50,50,50	0
57	MG	XA	1635	1/1	0.73	1.57	21.76	50,50,50,50	0
57	MG	RA	3153	1/1	0.90	0.41	21.40	36,36,36,36	0
57	MG	XA	1664	1/1	0.83	0.39	21.24	27,27,27,27	0
57	MG	RA	3242	1/1	0.94	0.61	20.86	8,8,8,8	0
57	MG	YA	3045	1/1	0.88	0.55	20.57	0,0,0,0	0
57	MG	RA	3060	1/1	0.96	0.71	20.12	13,13,13,13	0
57	MG	YA	3157	1/1	0.84	0.32	19.76	8,8,8,8	0
57	MG	YA	3085	1/1	0.89	0.81	17.43	50,50,50,50	0
57	MG	RA	3201	1/1	0.79	0.36	16.52	41,41,41,41	0

Continued on next page...

Continued from previous page...

Mol	Type	Chain	Res	Atoms	RSCC	RSR	LLDF	B-factors(\AA^2)	Q<0.9
57	MG	RA	3038	1/1	0.90	0.74	16.18	50,50,50,50	0
57	MG	RA	3020	1/1	0.88	0.71	15.66	50,50,50,50	0
57	MG	YA	3097	1/1	0.95	0.70	15.61	50,50,50,50	0
57	MG	RA	3033	1/1	0.96	0.60	15.50	16,16,16,16	0
57	MG	XA	1668	1/1	0.95	0.28	15.41	6,6,6,6	0
57	MG	YA	3033	1/1	0.95	0.73	14.85	50,50,50,50	0
57	MG	YA	3202	1/1	0.85	0.43	14.71	13,13,13,13	0
57	MG	YA	3002	1/1	0.95	0.73	14.50	50,50,50,50	0
57	MG	YA	3118	1/1	0.98	0.46	14.34	12,12,12,12	0
57	MG	YA	3254	1/1	0.88	0.37	14.20	0,0,0,0	0
57	MG	YA	3042	1/1	0.98	0.46	14.11	50,50,50,50	0
57	MG	YA	3023	1/1	0.98	0.46	13.88	5,5,5,5	0
57	MG	XA	1604	1/1	0.96	1.07	13.86	50,50,50,50	0
57	MG	YA	3169	1/1	0.88	0.86	13.71	7,7,7,7	0
57	MG	YA	3182	1/1	0.92	0.63	13.62	14,14,14,14	0
57	MG	YA	3206	1/1	0.84	0.29	13.60	20,20,20,20	0
57	MG	YA	3041	1/1	0.82	0.85	13.55	50,50,50,50	0
57	MG	RA	3222	1/1	0.87	0.37	13.36	4,4,4,4	0
57	MG	QA	1617	1/1	0.91	0.44	13.22	2,2,2,2	0
57	MG	YA	3134	1/1	0.86	0.66	13.19	50,50,50,50	0
57	MG	YA	3032	1/1	0.92	0.52	12.88	50,50,50,50	0
57	MG	RA	3052	1/1	0.94	0.48	12.78	50,50,50,50	0
57	MG	YA	3135	1/1	0.95	0.39	12.71	9,9,9,9	0
57	MG	RA	3132	1/1	0.95	0.38	12.59	7,7,7,7	0
57	MG	RA	3077	1/1	0.95	0.39	12.56	50,50,50,50	0
57	MG	YA	3173	1/1	0.90	0.20	12.25	14,14,14,14	0
57	MG	XA	1645	1/1	0.95	0.45	12.00	8,8,8,8	0
57	MG	RA	3099	1/1	0.98	0.33	11.72	20,20,20,20	0
57	MG	YA	3044	1/1	0.95	0.53	11.72	16,16,16,16	0
57	MG	YA	3099	1/1	0.92	0.79	11.61	50,50,50,50	0
57	MG	QA	1613	1/1	0.95	0.42	11.56	1,1,1,1	0
57	MG	YA	3203	1/1	0.95	0.40	11.55	29,29,29,29	0
57	MG	RA	3027	1/1	0.83	0.97	11.52	50,50,50,50	0
57	MG	YA	3048	1/1	0.93	0.46	11.13	50,50,50,50	0
57	MG	YA	3116	1/1	0.89	0.40	11.07	11,11,11,11	0
57	MG	YA	3106	1/1	0.95	0.49	10.94	50,50,50,50	0
57	MG	RA	3184	1/1	0.82	0.36	10.92	40,40,40,40	0
57	MG	RA	3226	1/1	0.93	0.32	10.86	29,29,29,29	0
57	MG	YA	3024	1/1	0.84	0.53	10.77	50,50,50,50	0
57	MG	RA	3181	1/1	0.73	0.33	10.75	9,9,9,9	0
57	MG	RA	3122	1/1	0.89	0.30	10.07	19,19,19,19	0

Continued on next page...

Continued from previous page...

Mol	Type	Chain	Res	Atoms	RSCC	RSR	LLDF	B-factors(\AA^2)	Q<0.9
57	MG	XA	1644	1/1	0.96	0.30	9.98	11,11,11,11	0
57	MG	QA	1610	1/1	0.85	0.57	9.89	50,50,50,50	0
57	MG	YA	3178	1/1	0.89	0.53	9.77	32,32,32,32	0
57	MG	YA	3114	1/1	0.96	0.29	9.63	16,16,16,16	0
57	MG	YA	3057	1/1	0.95	0.50	9.53	8,8,8,8	0
57	MG	QA	1646	1/1	0.92	0.58	9.27	11,11,11,11	0
57	MG	RA	3079	1/1	0.99	0.40	9.17	0,0,0,0	0
57	MG	RA	3096	1/1	0.98	0.48	9.12	11,11,11,11	0
57	MG	YA	3006	1/1	0.86	0.86	8.89	50,50,50,50	0
57	MG	YA	3067	1/1	0.99	0.45	8.85	7,7,7,7	0
57	MG	YA	3107	1/1	0.98	0.45	8.65	2,2,2,2	0
57	MG	YA	3011	1/1	0.99	0.41	8.62	3,3,3,3	0
57	MG	YA	3050	1/1	0.96	0.50	8.53	50,50,50,50	0
57	MG	YA	3176	1/1	0.86	0.31	8.51	11,11,11,11	0
57	MG	RA	3023	1/1	0.86	0.49	8.43	50,50,50,50	0
57	MG	YA	3037	1/1	0.95	0.34	8.38	3,3,3,3	0
57	MG	YA	3179	1/1	0.91	0.27	8.24	20,20,20,20	0
57	MG	YA	3034	1/1	0.95	0.34	8.04	7,7,7,7	0
57	MG	XA	1619	1/1	0.94	0.41	7.98	8,8,8,8	0
57	MG	YA	3152	1/1	0.96	0.39	7.76	7,7,7,7	0
57	MG	YA	3196	1/1	0.97	0.27	7.75	76,76,76,76	0
57	MG	YA	3092	1/1	0.95	0.40	7.53	2,2,2,2	0
57	MG	XA	1615	1/1	0.80	0.48	7.37	50,50,50,50	0
57	MG	RA	3223	1/1	0.75	0.33	7.26	16,16,16,16	0
57	MG	RA	3124	1/1	0.96	0.29	7.24	19,19,19,19	0
57	MG	YA	3226	1/1	0.90	0.23	6.95	10,10,10,10	0
57	MG	YA	3073	1/1	0.90	0.29	6.91	4,4,4,4	0
57	MG	XA	1650	1/1	0.73	0.31	6.81	22,22,22,22	0
57	MG	YA	3142	1/1	0.93	0.27	6.79	9,9,9,9	0
57	MG	YA	3215	1/1	0.89	0.25	6.71	2,2,2,2	0
57	MG	XA	1672	1/1	0.96	0.26	6.71	5,5,5,5	0
57	MG	RA	3087	1/1	0.92	0.43	6.58	0,0,0,0	0
57	MG	YA	3241	1/1	0.94	0.28	6.56	13,13,13,13	0
57	MG	YA	3140	1/1	0.92	0.21	6.35	19,19,19,19	0
57	MG	YA	3163	1/1	0.57	0.31	6.33	9,9,9,9	0
57	MG	QA	1604	1/1	0.95	0.37	6.19	7,7,7,7	0
57	MG	XA	1634	1/1	0.79	0.21	6.05	11,11,11,11	0
57	MG	YA	3205	1/1	0.91	0.24	5.93	40,40,40,40	0
57	MG	YA	3093	1/1	0.94	0.48	5.92	4,4,4,4	0
57	MG	YA	3262	1/1	0.86	0.33	5.89	9,9,9,9	0
57	MG	RA	3086	1/1	0.96	0.30	5.81	50,50,50,50	0

Continued on next page...

Continued from previous page...

Mol	Type	Chain	Res	Atoms	RSCC	RSR	LLDF	B-factors(\AA^2)	Q<0.9
57	MG	RA	3062	1/1	0.97	0.49	5.73	2,2,2,2	0
57	MG	RA	3081	1/1	0.96	0.34	5.71	10,10,10,10	0
57	MG	RA	3025	1/1	0.97	0.25	5.70	7,7,7,7	0
57	MG	QA	1639	1/1	0.85	0.27	5.66	27,27,27,27	0
57	MG	RA	3037	1/1	0.94	0.43	5.49	0,0,0,0	0
57	MG	YA	3071	1/1	0.92	0.32	5.36	6,6,6,6	0
57	MG	QA	1612	1/1	0.89	0.37	5.36	4,4,4,4	0
57	MG	YA	3113	1/1	0.88	0.48	5.18	50,50,50,50	0
57	MG	YA	3038	1/1	0.99	0.25	4.91	5,5,5,5	0
57	MG	YA	3072	1/1	0.93	0.49	4.90	50,50,50,50	0
57	MG	YA	3260	1/1	0.94	0.56	4.89	50,50,50,50	0
57	MG	RA	3149	1/1	0.90	0.62	4.88	17,17,17,17	0
57	MG	YA	3213	1/1	0.90	0.31	4.84	15,15,15,15	0
58	PAR	QA	1666	42/42	0.80	0.38	4.77	104,104,104,104	0
57	MG	QA	1631	1/1	0.50	0.24	4.69	63,63,63,63	0
57	MG	RA	3018	1/1	0.97	0.28	4.56	3,3,3,3	0
57	MG	XV	101	1/1	0.92	0.39	4.43	1,1,1,1	0
57	MG	YA	3078	1/1	0.97	0.26	4.39	10,10,10,10	0
57	MG	RA	3066	1/1	0.98	0.24	4.35	23,23,23,23	0
57	MG	RA	3211	1/1	0.87	0.25	4.25	11,11,11,11	0
58	PAR	XA	1673	42/42	0.87	0.32	4.18	132,132,132,132	0
57	MG	RA	3126	1/1	0.95	0.22	4.18	14,14,14,14	0
57	MG	RA	3083	1/1	0.96	0.38	4.16	3,3,3,3	0
57	MG	YA	3184	1/1	0.97	0.32	4.15	50,50,50,50	0
57	MG	RA	3138	1/1	0.96	0.37	3.99	8,8,8,8	0
57	MG	RA	3088	1/1	0.97	0.25	3.93	10,10,10,10	0
57	MG	YA	3216	1/1	0.97	0.25	3.79	30,30,30,30	0
57	MG	RA	3056	1/1	0.92	0.20	3.79	0,0,0,0	0
57	MG	XA	1623	1/1	0.99	0.22	3.63	23,23,23,23	0
57	MG	RA	3013	1/1	0.92	0.35	3.60	0,0,0,0	0
57	MG	RA	3177	1/1	0.95	0.27	3.57	30,30,30,30	0
57	MG	RA	3240	1/1	0.89	0.67	3.56	12,12,12,12	0
57	MG	YA	3156	1/1	0.65	0.24	3.45	8,8,8,8	0
57	MG	YX	101	1/1	0.95	0.42	3.34	50,50,50,50	0
57	MG	RA	3185	1/1	0.92	0.19	3.30	3,3,3,3	0
57	MG	YA	3088	1/1	0.97	0.26	3.22	3,3,3,3	0
57	MG	RA	3054	1/1	0.89	0.31	3.20	4,4,4,4	0
57	MG	YA	3209	1/1	0.95	0.20	3.10	9,9,9,9	0
57	MG	RA	3101	1/1	0.92	0.27	3.09	9,9,9,9	0
57	MG	XA	1646	1/1	0.92	0.17	3.05	8,8,8,8	0
57	MG	RA	3172	1/1	0.93	0.27	3.00	17,17,17,17	0

Continued on next page...

Continued from previous page...

Mol	Type	Chain	Res	Atoms	RSCC	RSR	LLDF	B-factors(Å ²)	Q<0.9
57	MG	YA	3014	1/1	0.96	0.38	2.93	1,1,1,1	0
57	MG	XA	1618	1/1	0.97	0.31	2.90	4,4,4,4	0
57	MG	RP	201	1/1	0.95	0.43	2.89	85,85,85,85	0
57	MG	XA	1610	1/1	0.96	0.26	2.87	1,1,1,1	0
57	MG	YA	3111	1/1	0.94	0.24	2.80	7,7,7,7	0
57	MG	RA	3107	1/1	0.95	0.26	2.79	9,9,9,9	0
57	MG	RA	3109	1/1	0.98	0.24	2.75	11,11,11,11	0
57	MG	RA	3173	1/1	0.94	0.35	2.67	3,3,3,3	0
57	MG	XA	1611	1/1	0.96	0.33	2.60	1,1,1,1	0
57	MG	YA	3165	1/1	0.97	0.20	2.60	42,42,42,42	0
57	MG	RA	3152	1/1	0.96	0.17	2.59	26,26,26,26	0
57	MG	XA	1607	1/1	0.83	0.32	2.47	17,17,17,17	0
57	MG	QA	1645	1/1	0.98	0.27	2.45	37,37,37,37	0
57	MG	YA	3017	1/1	0.96	0.28	2.42	7,7,7,7	0
57	MG	YA	3151	1/1	0.73	0.55	2.40	50,50,50,50	0
57	MG	RA	3022	1/1	0.96	0.24	2.37	5,5,5,5	0
57	MG	YA	3191	1/1	0.84	0.39	2.36	14,14,14,14	0
57	MG	YA	3195	1/1	0.94	0.19	2.35	21,21,21,21	0
57	MG	RA	3074	1/1	0.98	0.19	2.35	20,20,20,20	0
57	MG	YA	3162	1/1	0.87	0.28	2.29	30,30,30,30	0
57	MG	RA	3157	1/1	0.82	0.25	2.28	39,39,39,39	0
57	MG	YA	3025	1/1	0.98	0.27	2.25	3,3,3,3	0
57	MG	RA	3089	1/1	0.95	0.38	2.23	0,0,0,0	0
57	MG	YB	203	1/1	0.96	0.18	2.21	17,17,17,17	0
57	MG	RA	3044	1/1	0.98	0.23	2.18	8,8,8,8	0
57	MG	XA	1612	1/1	0.97	0.22	2.13	23,23,23,23	0
57	MG	XA	1608	1/1	0.93	0.18	2.12	50,50,50,50	0
57	MG	YA	3077	1/1	0.97	0.22	2.07	0,0,0,0	0
57	MG	RA	3118	1/1	0.90	0.20	2.02	1,1,1,1	0
57	MG	XA	1626	1/1	0.98	0.21	1.99	1,1,1,1	0
59	ZN	XD	301	1/1	0.94	0.39	1.91	50,50,50,50	0
57	MG	YA	3183	1/1	0.87	0.19	1.85	17,17,17,17	0
57	MG	RA	3214	1/1	0.93	0.21	1.83	43,43,43,43	0
57	MG	RA	3243	1/1	0.94	0.38	1.82	18,18,18,18	0
57	MG	YP	202	1/1	0.97	0.33	1.74	5,5,5,5	0
57	MG	RA	3194	1/1	0.85	0.15	1.73	82,82,82,82	0
57	MG	XA	1636	1/1	0.97	0.23	1.72	9,9,9,9	0
57	MG	Y7	101	1/1	0.89	0.27	1.70	14,14,14,14	0
57	MG	QA	1615	1/1	0.96	0.18	1.64	54,54,54,54	0
57	MG	RA	3015	1/1	0.97	0.29	1.56	15,15,15,15	0
57	MG	RA	3076	1/1	0.95	0.17	1.49	3,3,3,3	0

Continued on next page...

Continued from previous page...

Mol	Type	Chain	Res	Atoms	RSCC	RSR	LLDF	B-factors(\AA^2)	Q<0.9
57	MG	YA	3058	1/1	0.99	0.20	1.49	13,13,13,13	0
57	MG	YA	3008	1/1	0.95	0.21	1.36	1,1,1,1	0
57	MG	RA	3162	1/1	0.92	0.21	1.34	18,18,18,18	0
57	MG	YA	3005	1/1	0.89	0.21	1.28	2,2,2,2	0
57	MG	RP	202	1/1	0.86	0.31	1.26	75,75,75,75	0
57	MG	YA	3109	1/1	0.94	0.20	1.24	9,9,9,9	0
57	MG	XA	1638	1/1	0.86	0.17	1.24	27,27,27,27	0
57	MG	XA	1633	1/1	0.93	0.18	1.23	13,13,13,13	0
57	MG	YA	3064	1/1	0.95	0.17	1.07	4,4,4,4	0
57	MG	RA	3207	1/1	0.89	0.25	1.04	5,5,5,5	0
57	MG	YA	3028	1/1	0.98	0.22	0.97	8,8,8,8	0
57	MG	QA	1619	1/1	0.95	0.25	0.94	29,29,29,29	0
57	MG	QF	201	1/1	0.69	0.32	0.84	40,40,40,40	0
57	MG	XA	1671	1/1	0.87	0.18	0.80	28,28,28,28	0
57	MG	RD	301	1/1	0.89	0.28	0.77	15,15,15,15	0
57	MG	XA	1614	1/1	0.93	0.31	0.74	25,25,25,25	0
57	MG	RA	3224	1/1	0.92	0.17	0.73	16,16,16,16	0
57	MG	RR	201	1/1	0.97	0.27	0.73	9,9,9,9	0
57	MG	XA	1629	1/1	0.90	0.14	0.72	32,32,32,32	0
57	MG	XA	1637	1/1	0.97	0.27	0.70	13,13,13,13	0
57	MG	QA	1659	1/1	0.93	0.19	0.61	4,4,4,4	0
57	MG	RA	3163	1/1	0.96	0.18	0.61	38,38,38,38	0
57	MG	YA	3236	1/1	0.88	0.19	0.60	12,12,12,12	0
57	MG	QA	1616	1/1	0.97	0.28	0.58	10,10,10,10	0
57	MG	RA	3040	1/1	0.97	0.23	0.56	11,11,11,11	0
57	MG	YA	3036	1/1	0.93	0.19	0.47	3,3,3,3	0
57	MG	RA	3114	1/1	0.89	0.18	0.42	3,3,3,3	0
57	MG	RA	3161	1/1	0.95	0.14	0.41	8,8,8,8	0
57	MG	RA	3210	1/1	0.91	0.15	0.36	11,11,11,11	0
57	MG	YA	3168	1/1	0.85	0.16	0.24	13,13,13,13	0
57	MG	YA	3068	1/1	0.97	0.26	0.16	1,1,1,1	0
57	MG	YA	3016	1/1	0.91	0.20	0.05	8,8,8,8	0
57	MG	YA	3204	1/1	0.83	0.16	-0.01	11,11,11,11	0
57	MG	YA	3112	1/1	0.90	0.21	-0.02	19,19,19,19	0
57	MG	YA	3110	1/1	0.97	0.16	-0.08	5,5,5,5	0
57	MG	QA	1608	1/1	0.89	0.23	-0.09	63,63,63,63	0
57	MG	RA	3187	1/1	0.93	0.16	-0.21	10,10,10,10	0
57	MG	YA	3123	1/1	0.96	0.18	-0.25	0,0,0,0	0
57	MG	RE	302	1/1	0.94	0.20	-0.27	15,15,15,15	0
57	MG	RF	301	1/1	0.94	0.27	-0.31	10,10,10,10	0
57	MG	XA	1655	1/1	0.96	0.22	-0.32	7,7,7,7	0
57	MG	YA	3228	1/1	0.99	0.17	-0.37	67,67,67,67	0

Continued on next page...

Continued from previous page...

Mol	Type	Chain	Res	Atoms	RSCC	RSR	LLDF	B-factors(\AA^2)	Q<0.9
57	MG	XA	1620	1/1	0.96	0.15	-0.38	0,0,0,0	0
57	MG	XA	1659	1/1	0.91	0.16	-0.43	15,15,15,15	0
57	MG	RA	3082	1/1	0.98	0.14	-0.47	5,5,5,5	0
57	MG	QA	1630	1/1	0.94	0.13	-0.58	14,14,14,14	0
57	MG	YA	3103	1/1	0.89	0.14	-0.60	31,31,31,31	0
57	MG	RA	3199	1/1	0.99	0.16	-0.60	1,1,1,1	0
57	MG	RA	3026	1/1	0.91	0.17	-0.62	13,13,13,13	0
57	MG	RA	3104	1/1	0.94	0.13	-0.63	5,5,5,5	0
59	ZN	R9	101	1/1	0.30	0.76	-0.66	177,177,177,177	0
57	MG	RA	3156	1/1	0.89	0.16	-0.74	7,7,7,7	0
57	MG	YA	3175	1/1	0.96	0.12	-0.75	2,2,2,2	0
57	MG	RA	3159	1/1	0.99	0.14	-0.78	18,18,18,18	0
57	MG	QA	1621	1/1	0.94	0.19	-0.79	35,35,35,35	0
57	MG	RA	3193	1/1	0.94	0.15	-0.80	17,17,17,17	0
57	MG	YA	3136	1/1	0.98	0.12	-0.80	1,1,1,1	0
57	MG	XA	1666	1/1	0.92	0.21	-0.83	34,34,34,34	0
57	MG	RA	3190	1/1	0.91	0.14	-0.88	4,4,4,4	0
59	ZN	XN	101	1/1	0.95	0.18	-0.90	59,59,59,59	0
57	MG	YA	3166	1/1	0.94	0.13	-0.91	14,14,14,14	0
59	ZN	QD	301	1/1	0.99	0.19	-0.98	12,12,12,12	0
57	MG	XA	1628	1/1	0.86	0.14	-0.99	2,2,2,2	0
57	MG	YA	3188	1/1	0.92	0.12	-1.03	36,36,36,36	0
57	MG	RA	3067	1/1	0.97	0.17	-1.05	6,6,6,6	0
57	MG	RA	3188	1/1	0.91	0.13	-1.10	16,16,16,16	0
57	MG	RA	3208	1/1	0.95	0.14	-1.22	50,50,50,50	0
57	MG	YA	3055	1/1	0.90	0.19	-1.26	24,24,24,24	0
59	ZN	QN	101	1/1	0.96	0.13	-1.35	56,56,56,56	0
57	MG	YA	3130	1/1	0.89	0.10	-1.38	3,3,3,3	0
57	MG	RA	3148	1/1	0.91	0.13	-1.45	0,0,0,0	0
57	MG	YA	3222	1/1	0.94	0.12	-1.53	2,2,2,2	0
57	MG	RA	3133	1/1	0.95	0.14	-1.58	4,4,4,4	0
57	MG	QA	1635	1/1	0.98	0.14	-1.62	11,11,11,11	0
57	MG	YP	201	1/1	0.98	0.05	-1.82	83,83,83,83	0
57	MG	QM	201	1/1	0.97	0.10	-1.83	34,34,34,34	0
57	MG	QA	1657	1/1	0.89	0.10	-1.89	19,19,19,19	0
57	MG	QA	1661	1/1	0.94	0.10	-2.13	44,44,44,44	0
57	MG	QA	1607	1/1	0.99	0.06	-2.13	30,30,30,30	0
57	MG	RA	3167	1/1	0.90	0.09	-2.20	26,26,26,26	0
57	MG	YA	3233	1/1	0.95	0.10	-2.24	3,3,3,3	0
57	MG	YA	3069	1/1	0.96	0.10	-2.25	8,8,8,8	0
57	MG	YA	3060	1/1	0.98	0.09	-2.35	9,9,9,9	0
57	MG	QA	1654	1/1	0.98	0.12	-2.43	17,17,17,17	0

Continued on next page...

Continued from previous page...

Mol	Type	Chain	Res	Atoms	RSCC	RSR	LLDF	B-factors(\AA^2)	Q<0.9
57	MG	XA	1661	1/1	0.99	0.07	-2.43	14,14,14,14	0
57	MG	RA	3102	1/1	0.95	0.13	-2.43	10,10,10,10	0
57	MG	YA	3133	1/1	0.94	0.08	-2.60	12,12,12,12	0
57	MG	YA	3238	1/1	0.99	0.10	-2.62	33,33,33,33	0
57	MG	QA	1629	1/1	0.99	0.08	-2.76	38,38,38,38	0
57	MG	QA	1609	1/1	0.98	0.12	-2.79	10,10,10,10	0
57	MG	YA	3127	1/1	0.98	0.10	-2.79	12,12,12,12	0
57	MG	RA	3134	1/1	0.91	0.09	-2.81	23,23,23,23	0
57	MG	RA	3143	1/1	0.95	0.08	-2.87	12,12,12,12	0
57	MG	QA	1643	1/1	0.76	0.14	-2.95	20,20,20,20	0
57	MG	RA	3125	1/1	0.97	0.07	-3.11	14,14,14,14	0
59	ZN	Y9	101	1/1	0.71	0.53	-3.21	158,158,158,158	0
57	MG	QA	1649	1/1	0.95	0.10	-3.96	19,19,19,19	0
57	MG	XA	1660	1/1	0.91	0.10	-4.13	19,19,19,19	0
57	MG	RB	201	1/1	0.98	0.08	-4.17	38,38,38,38	0
57	MG	QA	1606	1/1	0.98	0.06	-4.64	23,23,23,23	0
57	MG	RA	3137	1/1	0.99	0.10	-5.64	3,3,3,3	0
57	MG	XA	1622	1/1	0.98	0.11	-6.19	6,6,6,6	0
57	MG	RA	3058	1/1	0.99	0.29	-	0,0,0,0	0
57	MG	YA	3187	1/1	0.82	0.21	-	47,47,47,47	0
57	MG	YA	3237	1/1	0.96	0.20	-	38,38,38,38	0
57	MG	QA	1638	1/1	0.73	0.20	-	8,8,8,8	0
57	MG	RA	3160	1/1	0.87	0.34	-	2,2,2,2	0
57	MG	RA	3228	1/1	0.88	0.15	-	7,7,7,7	0
57	MG	RA	3235	1/1	0.96	0.14	-	2,2,2,2	0
57	MG	QA	1634	1/1	0.99	0.12	-	44,44,44,44	0
57	MG	RA	3014	1/1	0.91	0.90	-	50,50,50,50	0
57	MG	YA	3124	1/1	0.95	0.28	-	13,13,13,13	0
57	MG	RA	3115	1/1	0.97	0.16	-	8,8,8,8	0
57	MG	YA	3174	1/1	0.99	0.37	-	3,3,3,3	0
57	MG	RA	3227	1/1	0.96	0.14	-	39,39,39,39	0
57	MG	QA	1603	1/1	0.80	0.52	-	10,10,10,10	0
57	MG	RA	3004	1/1	0.71	0.44	-	9,9,9,9	0
57	MG	RE	301	1/1	0.96	0.13	-	2,2,2,2	0
57	MG	RA	3053	1/1	0.98	0.63	-	50,50,50,50	0
57	MG	QA	1664	1/1	0.79	0.34	-	10,10,10,10	0
57	MG	YA	3117	1/1	0.72	0.80	-	50,50,50,50	0
57	MG	YA	3059	1/1	0.95	0.30	-	3,3,3,3	0
57	MG	YA	3263	1/1	0.97	0.29	-	2,2,2,2	0
57	MG	YA	3137	1/1	0.79	0.28	-	22,22,22,22	0
57	MG	QA	1642	1/1	0.93	0.16	-	9,9,9,9	0
57	MG	RA	3075	1/1	0.94	0.36	-	37,37,37,37	0

Continued on next page...

Continued from previous page...

Mol	Type	Chain	Res	Atoms	RSCC	RSR	LLDF	B-factors(\AA^2)	Q<0.9
57	MG	RA	3078	1/1	0.85	0.83	-	50,50,50,50	0
57	MG	YA	3094	1/1	0.96	0.38	-	8,8,8,8	0
57	MG	QA	1624	1/1	0.94	0.29	-	16,16,16,16	0
57	MG	YA	3201	1/1	0.96	0.16	-	10,10,10,10	0
57	MG	RA	3232	1/1	0.94	0.30	-	5,5,5,5	0
57	MG	RA	3021	1/1	0.87	1.12	-	50,50,50,50	0
57	MG	XA	1647	1/1	0.96	0.34	-	11,11,11,11	0
57	MG	YA	3186	1/1	0.94	0.18	-	10,10,10,10	0
57	MG	XA	1649	1/1	0.77	0.39	-	16,16,16,16	0
57	MG	QA	1626	1/1	0.92	0.17	-	17,17,17,17	0
57	MG	RA	3017	1/1	0.97	0.30	-	0,0,0,0	0
57	MG	YA	3047	1/1	0.84	1.00	-	50,50,50,50	0
57	MG	QA	1640	1/1	0.69	0.23	-	6,6,6,6	0
57	MG	RA	3103	1/1	0.94	0.21	-	8,8,8,8	0
57	MG	XA	1657	1/1	0.92	0.27	-	4,4,4,4	0
57	MG	RA	3091	1/1	0.89	0.49	-	2,2,2,2	0
57	MG	QA	1633	1/1	0.90	0.43	-	1,1,1,1	0
57	MG	YA	3177	1/1	0.97	0.07	-	92,92,92,92	0
57	MG	YA	3208	1/1	0.97	0.16	-	0,0,0,0	0
57	MG	YA	3007	1/1	0.94	0.23	-	1,1,1,1	0
57	MG	RA	3236	1/1	0.97	0.49	-	2,2,2,2	0
57	MG	YA	3039	1/1	0.95	0.23	-	0,0,0,0	0
57	MG	RA	3070	1/1	0.98	0.15	-	21,21,21,21	0
57	MG	RA	3016	1/1	0.93	0.65	-	50,50,50,50	0
57	MG	YA	3062	1/1	0.89	0.23	-	0,0,0,0	0
57	MG	RA	3213	1/1	0.94	0.31	-	10,10,10,10	0
57	MG	YA	3220	1/1	0.88	0.15	-	26,26,26,26	0
57	MG	RU	201	1/1	0.94	0.16	-	86,86,86,86	0
57	MG	RA	3128	1/1	0.83	0.23	-	10,10,10,10	0
57	MG	YA	3227	1/1	0.92	0.17	-	15,15,15,15	0
57	MG	YA	3096	1/1	0.99	0.24	-	17,17,17,17	0
57	MG	YA	3132	1/1	0.93	0.37	-	26,26,26,26	0
57	MG	XA	1639	1/1	0.97	0.06	-	11,11,11,11	0
57	MG	XA	1627	1/1	0.97	0.35	-	9,9,9,9	0
57	MG	YA	3146	1/1	0.96	0.20	-	6,6,6,6	0
57	MG	RA	3212	1/1	0.75	0.26	-	33,33,33,33	0
57	MG	YA	3256	1/1	0.96	0.14	-	9,9,9,9	0
57	MG	YA	3022	1/1	0.96	0.75	-	50,50,50,50	0
57	MG	XA	1624	1/1	0.95	0.60	-	8,8,8,8	0
57	MG	XA	1663	1/1	0.96	0.17	-	3,3,3,3	0
57	MG	RA	3174	1/1	0.87	0.15	-	40,40,40,40	0
57	MG	R5	101	1/1	0.95	0.15	-	14,14,14,14	0

Continued on next page...

Continued from previous page...

Mol	Type	Chain	Res	Atoms	RSCC	RSR	LLDF	B-factors(Å ²)	Q<0.9
57	MG	YA	3121	1/1	0.96	0.16	-	8,8,8,8	0
57	MG	QA	1658	1/1	0.86	0.42	-	46,46,46,46	0
57	MG	RA	3197	1/1	0.90	0.16	-	9,9,9,9	0
57	MG	RA	3131	1/1	0.86	0.18	-	25,25,25,25	0
57	MG	RA	3136	1/1	0.85	0.24	-	14,14,14,14	0
57	MG	YA	3210	1/1	0.96	0.30	-	30,30,30,30	0
57	MG	YA	3027	1/1	0.89	0.17	-	1,1,1,1	0
57	MG	RA	3168	1/1	0.94	0.23	-	10,10,10,10	0
57	MG	RA	3006	1/1	0.90	1.07	-	50,50,50,50	0
57	MG	QA	1653	1/1	0.95	0.11	-	6,6,6,6	0
57	MG	QA	1627	1/1	0.92	0.15	-	1,1,1,1	0
57	MG	RA	3179	1/1	0.95	0.24	-	10,10,10,10	0
57	MG	YA	3154	1/1	0.84	0.26	-	5,5,5,5	0
57	MG	YA	3214	1/1	0.91	0.24	-	23,23,23,23	0
57	MG	QA	1605	1/1	0.93	0.53	-	4,4,4,4	0
57	MG	QX	101	1/1	0.85	0.15	-	6,6,6,6	0
57	MG	RA	3031	1/1	0.93	0.77	-	50,50,50,50	0
57	MG	XA	1652	1/1	0.86	0.26	-	50,50,50,50	0
57	MG	YA	3029	1/1	0.97	0.32	-	6,6,6,6	0
57	MG	YA	3185	1/1	0.84	0.16	-	74,74,74,74	0
57	MG	YA	3207	1/1	0.89	0.25	-	0,0,0,0	0
57	MG	XA	1654	1/1	0.93	0.43	-	17,17,17,17	0
57	MG	XA	1632	1/1	0.95	0.41	-	2,2,2,2	0
57	MG	YA	3232	1/1	0.89	0.22	-	15,15,15,15	0
57	MG	RA	3154	1/1	0.93	0.45	-	6,6,6,6	0
57	MG	YE	301	1/1	0.94	0.23	-	1,1,1,1	0
57	MG	XV	102	1/1	0.94	0.16	-	16,16,16,16	0
57	MG	YA	3164	1/1	0.97	0.76	-	97,97,97,97	0
57	MG	RA	3151	1/1	0.87	0.35	-	37,37,37,37	0
57	MG	YA	3061	1/1	0.96	0.49	-	9,9,9,9	0
57	MG	QA	1625	1/1	0.95	0.08	-	74,74,74,74	0
57	MG	RA	3140	1/1	0.75	0.25	-	61,61,61,61	0
57	MG	YA	3265	1/1	0.93	0.65	-	11,11,11,11	0
57	MG	YA	3251	1/1	0.94	1.32	-	50,50,50,50	0
57	MG	YA	3170	1/1	0.88	0.28	-	8,8,8,8	0
57	MG	RA	3189	1/1	0.94	0.17	-	16,16,16,16	0
57	MG	XA	1662	1/1	0.62	0.74	-	50,50,50,50	0
57	MG	RA	3117	1/1	0.97	0.35	-	4,4,4,4	0
57	MG	RA	3230	1/1	0.47	0.47	-	45,45,45,45	0
57	MG	YA	3181	1/1	0.94	0.57	-	5,5,5,5	0
57	MG	YA	3223	1/1	0.76	0.92	-	11,11,11,11	0
57	MG	YA	3081	1/1	0.91	0.28	-	7,7,7,7	0

Continued on next page...

Continued from previous page...

Mol	Type	Chain	Res	Atoms	RSCC	RSR	LLDF	B-factors(\AA^2)	Q<0.9
57	MG	RA	3024	1/1	0.98	0.36	-	15,15,15,15	0
57	MG	RA	3116	1/1	0.70	0.32	-	0,0,0,0	0
57	MG	XA	1605	1/1	0.78	0.61	-	16,16,16,16	0
57	MG	QA	1622	1/1	0.81	0.45	-	52,52,52,52	0
57	MG	RA	3147	1/1	0.93	0.24	-	6,6,6,6	0
57	MG	RA	3048	1/1	0.94	1.15	-	50,50,50,50	0
57	MG	YA	3243	1/1	0.93	0.76	-	50,50,50,50	0
57	MG	RA	3239	1/1	0.92	0.79	-	10,10,10,10	0
57	MG	XA	1613	1/1	0.97	0.08	-	16,16,16,16	0
57	MG	QA	1628	1/1	0.61	0.43	-	21,21,21,21	0
57	MG	QA	1651	1/1	0.83	0.43	-	16,16,16,16	0
57	MG	RA	3105	1/1	0.96	0.21	-	1,1,1,1	0
57	MG	YA	3147	1/1	0.94	0.17	-	0,0,0,0	0
57	MG	YA	3197	1/1	0.88	1.38	-	50,50,50,50	0
57	MG	RA	3218	1/1	0.91	0.35	-	10,10,10,10	0
57	MG	XX	101	1/1	0.89	0.17	-	88,88,88,88	0
57	MG	YA	3258	1/1	0.92	0.52	-	4,4,4,4	0
57	MG	RA	3045	1/1	0.92	0.29	-	0,0,0,0	0
57	MG	YA	3190	1/1	0.90	0.51	-	17,17,17,17	0
57	MG	YA	3119	1/1	0.80	0.41	-	66,66,66,66	0
57	MG	YA	3129	1/1	0.97	0.11	-	1,1,1,1	0
57	MG	RA	3206	1/1	0.87	0.25	-	11,11,11,11	0
57	MG	YA	3095	1/1	0.97	0.32	-	8,8,8,8	0
57	MG	RA	3238	1/1	0.92	0.71	-	3,3,3,3	0
57	MG	RA	3191	1/1	0.98	0.25	-	38,38,38,38	0
57	MG	RA	3072	1/1	0.90	0.35	-	0,0,0,0	0
57	MG	YA	3063	1/1	0.99	0.29	-	15,15,15,15	0
57	MG	YA	3054	1/1	0.92	0.59	-	50,50,50,50	0
57	MG	RA	3097	1/1	0.96	0.60	-	11,11,11,11	0
57	MG	YA	3224	1/1	0.97	0.80	-	50,50,50,50	0
57	MG	RA	3069	1/1	0.87	0.26	-	9,9,9,9	0
57	MG	YA	3250	1/1	0.76	1.15	-	50,50,50,50	0
57	MG	R8	101	1/1	0.82	0.38	-	6,6,6,6	0
57	MG	YA	3247	1/1	0.74	0.58	-	16,16,16,16	0
57	MG	QA	1614	1/1	0.92	0.24	-	21,21,21,21	0
57	MG	YA	3089	1/1	0.95	0.25	-	13,13,13,13	0
57	MG	YA	3189	1/1	0.91	0.42	-	7,7,7,7	0
57	MG	Y5	101	1/1	0.95	0.14	-	2,2,2,2	0
57	MG	YA	3010	1/1	0.97	0.60	-	50,50,50,50	0
57	MG	RA	3241	1/1	0.87	0.38	-	0,0,0,0	0
57	MG	RA	3183	1/1	0.97	0.49	-	11,11,11,11	0
57	MG	RA	3182	1/1	0.90	0.50	-	10,10,10,10	0

Continued on next page...

Continued from previous page...

Mol	Type	Chain	Res	Atoms	RSCC	RSR	LLDF	B-factors(\AA^2)	Q<0.9
57	MG	YA	3104	1/1	0.98	0.13	-	11,11,11,11	0
57	MG	RA	3146	1/1	0.86	0.41	-	7,7,7,7	0
57	MG	YA	3221	1/1	0.91	0.24	-	7,7,7,7	0
57	MG	YA	3161	1/1	0.98	0.35	-	14,14,14,14	0
57	MG	YA	3212	1/1	0.96	0.24	-	8,8,8,8	0
57	MG	YA	3198	1/1	0.86	0.28	-	2,2,2,2	0
57	MG	YA	3249	1/1	0.87	0.70	-	5,5,5,5	0
57	MG	XA	1602	1/1	0.92	0.92	-	50,50,50,50	0
57	MG	YA	3084	1/1	0.94	0.28	-	2,2,2,2	0
57	MG	RA	3046	1/1	0.93	0.45	-	0,0,0,0	0
57	MG	RA	3178	1/1	0.89	0.37	-	5,5,5,5	0
57	MG	YA	3145	1/1	0.90	0.21	-	25,25,25,25	0
57	MG	RA	3141	1/1	0.96	0.45	-	5,5,5,5	0
57	MG	YA	3225	1/1	0.96	0.36	-	23,23,23,23	0
57	MG	RA	3073	1/1	0.96	0.28	-	36,36,36,36	0
57	MG	RA	3203	1/1	0.90	0.20	-	34,34,34,34	0
57	MG	XA	1631	1/1	0.92	0.18	-	10,10,10,10	0
57	MG	RA	3145	1/1	0.97	0.42	-	3,3,3,3	0
57	MG	YA	3141	1/1	0.94	0.10	-	18,18,18,18	0
57	MG	XA	1670	1/1	0.93	0.19	-	44,44,44,44	0
57	MG	RA	3158	1/1	0.95	0.26	-	15,15,15,15	0
57	MG	QA	1665	1/1	0.75	0.48	-	37,37,37,37	0
57	MG	YA	3246	1/1	0.89	0.51	-	2,2,2,2	0
57	MG	QH	201	1/1	0.31	0.27	-	27,27,27,27	0
57	MG	YA	3150	1/1	0.71	0.58	-	16,16,16,16	0
57	MG	RA	3029	1/1	0.98	0.24	-	5,5,5,5	0
57	MG	XA	1658	1/1	0.94	0.28	-	17,17,17,17	0
57	MG	RA	3121	1/1	0.87	0.15	-	0,0,0,0	0
57	MG	XA	1642	1/1	0.95	0.23	-	11,11,11,11	0
57	MG	YA	3194	1/1	0.92	0.19	-	15,15,15,15	0
57	MG	RA	3028	1/1	0.91	0.23	-	23,23,23,23	0
57	MG	RA	3011	1/1	0.91	0.39	-	7,7,7,7	0
57	MG	XA	1609	1/1	0.87	0.55	-	8,8,8,8	0
57	MG	YA	3234	1/1	0.87	0.09	-	2,2,2,2	0
57	MG	YA	3091	1/1	0.95	0.58	-	12,12,12,12	0
57	MG	YB	201	1/1	0.85	0.29	-	14,14,14,14	0
57	MG	RA	3055	1/1	0.99	0.29	-	12,12,12,12	0
57	MG	XA	1641	1/1	0.86	0.33	-	14,14,14,14	0
57	MG	YA	3192	1/1	0.96	0.15	-	15,15,15,15	0
57	MG	XA	1651	1/1	0.92	0.17	-	84,84,84,84	0
57	MG	YA	3245	1/1	0.80	0.57	-	3,3,3,3	0
57	MG	RA	3139	1/1	0.88	0.54	-	18,18,18,18	0

Continued on next page...

Continued from previous page...

Mol	Type	Chain	Res	Atoms	RSCC	RSR	LLDF	B-factors(\AA^2)	Q<0.9
57	MG	XA	1617	1/1	0.96	0.26	-	2,2,2,2	0
57	MG	RA	3085	1/1	0.86	0.22	-	27,27,27,27	0
57	MG	QA	1663	1/1	0.98	0.09	-	19,19,19,19	0
57	MG	YA	3076	1/1	0.96	0.39	-	1,1,1,1	0
57	MG	RA	3111	1/1	0.96	0.44	-	4,4,4,4	0
57	MG	YA	3153	1/1	0.73	0.28	-	16,16,16,16	0
57	MG	QA	1632	1/1	0.97	0.10	-	71,71,71,71	0
57	MG	YA	3242	1/1	0.86	0.20	-	5,5,5,5	0
57	MG	YA	3090	1/1	0.93	0.22	-	17,17,17,17	0
57	MG	RA	3010	1/1	0.90	0.30	-	56,56,56,56	0
57	MG	RA	3225	1/1	0.81	0.29	-	47,47,47,47	0
57	MG	RA	3231	1/1	0.82	0.35	-	3,3,3,3	0
57	MG	RA	3110	1/1	0.98	0.10	-	15,15,15,15	0
57	MG	RA	3092	1/1	0.90	0.23	-	59,59,59,59	0
57	MG	XA	1601	1/1	0.74	1.10	-	50,50,50,50	0
57	MG	RA	3108	1/1	0.93	0.24	-	5,5,5,5	0
57	MG	RA	3150	1/1	0.99	0.26	-	4,4,4,4	0
57	MG	QA	1611	1/1	0.91	0.27	-	4,4,4,4	0
57	MG	YA	3255	1/1	0.93	1.37	-	50,50,50,50	0
57	MG	YA	3240	1/1	0.99	0.14	-	15,15,15,15	0
57	MG	QA	1641	1/1	0.96	0.08	-	3,3,3,3	0
57	MG	RA	3205	1/1	0.74	0.46	-	33,33,33,33	0
57	MG	YA	3101	1/1	0.98	0.12	-	11,11,11,11	0
57	MG	RA	3106	1/1	0.99	0.26	-	3,3,3,3	0
57	MG	YA	3018	1/1	0.94	0.82	-	50,50,50,50	0
57	MG	YA	3155	1/1	0.96	0.18	-	8,8,8,8	0
57	MG	RA	3030	1/1	0.90	0.73	-	50,50,50,50	0
57	MG	YA	3108	1/1	0.98	0.12	-	10,10,10,10	0
57	MG	RA	3233	1/1	0.93	1.47	-	50,50,50,50	0
57	MG	XA	1630	1/1	0.92	0.31	-	1,1,1,1	0
57	MG	RA	3119	1/1	0.85	0.25	-	88,88,88,88	0
57	MG	YA	3230	1/1	0.99	0.20	-	19,19,19,19	0
57	MG	YA	3086	1/1	0.92	0.42	-	19,19,19,19	0
57	MG	YA	3080	1/1	0.91	0.83	-	50,50,50,50	0
57	MG	YA	3040	1/1	0.89	0.69	-	50,50,50,50	0
57	MG	RA	3180	1/1	0.87	0.36	-	1,1,1,1	0
57	MG	XA	1643	1/1	0.92	0.74	-	50,50,50,50	0
57	MG	YA	3171	1/1	0.81	0.22	-	7,7,7,7	0
57	MG	QA	1620	1/1	0.96	0.12	-	21,21,21,21	0
57	MG	RA	3039	1/1	0.87	0.66	-	50,50,50,50	0
57	MG	QA	1637	1/1	0.85	0.26	-	3,3,3,3	0
57	MG	YA	3148	1/1	0.50	0.23	-	38,38,38,38	0

Continued on next page...

Continued from previous page...

Mol	Type	Chain	Res	Atoms	RSCC	RSR	LLDF	B-factors(\AA^2)	Q<0.9
57	MG	RA	3144	1/1	0.94	0.18	-	29,29,29,29	0
57	MG	RA	3084	1/1	0.97	0.31	-	6,6,6,6	0
57	MG	QA	1655	1/1	0.80	0.39	-	66,66,66,66	0
57	MG	RA	3195	1/1	0.92	0.14	-	23,23,23,23	0
57	MG	RA	3059	1/1	0.97	0.50	-	50,50,50,50	0
57	MG	YA	3200	1/1	0.96	0.15	-	35,35,35,35	0
57	MG	YA	3199	1/1	0.93	0.18	-	11,11,11,11	0
57	MG	YA	3004	1/1	0.97	0.43	-	5,5,5,5	0
57	MG	RA	3047	1/1	0.95	0.16	-	2,2,2,2	0
57	MG	RA	3217	1/1	0.67	0.91	-	16,16,16,16	0
57	MG	RA	3002	1/1	0.94	0.19	-	8,8,8,8	0
57	MG	YA	3172	1/1	0.91	0.14	-	19,19,19,19	0
57	MG	YA	3066	1/1	0.99	0.19	-	9,9,9,9	0
57	MG	YA	3125	1/1	0.85	0.45	-	15,15,15,15	0
57	MG	YA	3012	1/1	0.56	1.42	-	50,50,50,50	0
57	MG	YA	3229	1/1	0.95	0.13	-	5,5,5,5	0
57	MG	YA	3218	1/1	0.98	0.27	-	5,5,5,5	0
57	MG	RA	3176	1/1	0.94	0.28	-	30,30,30,30	0
57	MG	YA	3131	1/1	0.88	0.50	-	17,17,17,17	0
57	MG	RA	3229	1/1	0.52	0.33	-	50,50,50,50	0
57	MG	YA	3051	1/1	0.99	0.21	-	5,5,5,5	0
57	MG	YA	3235	1/1	0.64	0.47	-	34,34,34,34	0
57	MG	QA	1660	1/1	0.99	0.33	-	16,16,16,16	0
57	MG	XA	1616	1/1	0.86	0.77	-	50,50,50,50	0
57	MG	RA	3130	1/1	0.94	0.17	-	19,19,19,19	0
57	MG	XA	1648	1/1	0.91	0.19	-	10,10,10,10	0
57	MG	QA	1602	1/1	0.78	1.00	-	11,11,11,11	0
57	MG	YA	3144	1/1	0.94	0.54	-	6,6,6,6	0
57	MG	RA	3050	1/1	0.81	0.14	-	8,8,8,8	0
57	MG	YA	3035	1/1	0.91	0.80	-	50,50,50,50	0
57	MG	RA	3071	1/1	0.57	0.89	-	50,50,50,50	0
57	MG	YA	3128	1/1	0.88	0.23	-	0,0,0,0	0
57	MG	RA	3098	1/1	0.96	0.40	-	4,4,4,4	0
57	MG	YB	202	1/1	0.86	0.43	-	5,5,5,5	0
57	MG	YA	3052	1/1	0.98	0.33	-	5,5,5,5	0
57	MG	YA	3120	1/1	0.96	0.15	-	16,16,16,16	0
57	MG	RA	3068	1/1	0.98	0.48	-	4,4,4,4	0
57	MG	YA	3149	1/1	0.92	0.76	-	7,7,7,7	0
57	MG	RA	3166	1/1	0.86	0.94	-	9,9,9,9	0
57	MG	YA	3115	1/1	0.87	0.29	-	15,15,15,15	0
57	MG	XA	1621	1/1	0.92	0.57	-	6,6,6,6	0
57	MG	RB	202	1/1	0.98	0.20	-	15,15,15,15	0

Continued on next page...

Continued from previous page...

Mol	Type	Chain	Res	Atoms	RSCC	RSR	LLDF	B-factors(\AA^2)	Q<0.9
57	MG	YA	3138	1/1	0.88	0.49	-	4,4,4,4	0
57	MG	YA	3248	1/1	0.91	0.87	-	15,15,15,15	0
57	MG	RA	3112	1/1	0.96	0.38	-	2,2,2,2	0
57	MG	YA	3100	1/1	0.93	0.71	-	0,0,0,0	0
57	MG	RA	3175	1/1	0.87	0.28	-	12,12,12,12	0
57	MG	RA	3008	1/1	0.93	0.28	-	0,0,0,0	0
57	MG	YA	3143	1/1	0.91	0.23	-	11,11,11,11	0
57	MG	YA	3003	1/1	0.94	0.46	-	50,50,50,50	0
57	MG	RA	3094	1/1	0.98	0.36	-	3,3,3,3	0
57	MG	YA	3043	1/1	0.77	1.09	-	50,50,50,50	0
57	MG	YA	3211	1/1	0.93	0.13	-	3,3,3,3	0
57	MG	RA	3012	1/1	0.96	0.27	-	1,1,1,1	0
57	MG	YA	3219	1/1	0.93	0.10	-	22,22,22,22	0
57	MG	XA	1640	1/1	0.94	0.14	-	119,119,119,119	0
57	MG	YA	3020	1/1	0.91	0.58	-	6,6,6,6	0
57	MG	YQ	201	1/1	0.96	0.21	-	79,79,79,79	0
57	MG	RA	3155	1/1	0.95	0.19	-	9,9,9,9	0
57	MG	YA	3160	1/1	0.92	0.38	-	4,4,4,4	0
57	MG	RA	3204	1/1	0.98	0.53	-	15,15,15,15	0
57	MG	RA	3063	1/1	0.81	0.11	-	19,19,19,19	0
57	MG	RA	3200	1/1	0.94	0.20	-	31,31,31,31	0
57	MG	YA	3264	1/1	0.87	0.53	-	14,14,14,14	0
57	MG	YA	3252	1/1	0.96	0.15	-	4,4,4,4	0
57	MG	QA	1652	1/1	0.95	0.21	-	24,24,24,24	0
57	MG	RA	3032	1/1	0.97	0.68	-	50,50,50,50	0
57	MG	RA	3220	1/1	0.91	0.15	-	25,25,25,25	0
57	MG	YA	3083	1/1	0.86	0.21	-	16,16,16,16	0
57	MG	RA	3221	1/1	0.90	0.70	-	79,79,79,79	0
57	MG	RA	3196	1/1	0.88	0.33	-	22,22,22,22	0
57	MG	RA	3080	1/1	0.95	0.16	-	5,5,5,5	0
57	MG	YA	3070	1/1	0.75	0.30	-	33,33,33,33	0
57	MG	RA	3216	1/1	0.90	0.30	-	1,1,1,1	0
57	MG	QA	1636	1/1	0.98	0.18	-	11,11,11,11	0
57	MG	YA	3013	1/1	0.96	0.37	-	1,1,1,1	0
57	MG	RA	3209	1/1	0.98	0.12	-	44,44,44,44	0
57	MG	YA	3102	1/1	0.93	0.84	-	6,6,6,6	0
57	MG	RA	3234	1/1	0.93	0.85	-	50,50,50,50	0
57	MG	QA	1647	1/1	0.96	0.15	-	55,55,55,55	0
57	MG	QA	1648	1/1	0.96	0.19	-	16,16,16,16	0
57	MG	RA	3192	1/1	0.96	0.16	-	27,27,27,27	0
57	MG	YA	3021	1/1	0.95	0.56	-	50,50,50,50	0
57	MG	RA	3090	1/1	0.91	0.45	-	4,4,4,4	0

Continued on next page...

Continued from previous page...

Mol	Type	Chain	Res	Atoms	RSCC	RSR	LLDF	B-factors(\AA^2)	Q<0.9
57	MG	RA	3215	1/1	0.93	0.28	-	14,14,14,14	0
57	MG	XA	1606	1/1	0.86	0.64	-	13,13,13,13	0
57	MG	RA	3113	1/1	0.94	0.30	-	1,1,1,1	0
57	MG	YA	3046	1/1	0.97	0.26	-	12,12,12,12	0
57	MG	QA	1650	1/1	0.93	0.24	-	8,8,8,8	0
57	MG	RA	3202	1/1	0.88	0.31	-	2,2,2,2	0
57	MG	XM	201	1/1	0.85	0.17	-	78,78,78,78	0
57	MG	YA	3167	1/1	0.98	0.19	-	39,39,39,39	0
57	MG	QA	1656	1/1	0.92	0.09	-	63,63,63,63	0
57	MG	YA	3244	1/1	0.91	0.48	-	6,6,6,6	0
57	MG	RA	3129	1/1	0.98	0.10	-	19,19,19,19	0
57	MG	YA	3122	1/1	0.97	0.58	-	50,50,50,50	0
57	MG	YA	3030	1/1	0.87	0.89	-	50,50,50,50	0
57	MG	YA	3105	1/1	0.83	0.74	-	8,8,8,8	0
57	MG	RA	3170	1/1	0.96	0.41	-	2,2,2,2	0
57	MG	QA	1662	1/1	0.96	0.08	-	39,39,39,39	0
57	MG	YA	3087	1/1	0.99	0.37	-	6,6,6,6	0
57	MG	YA	3126	1/1	0.75	0.33	-	50,50,50,50	0
57	MG	YA	3239	1/1	0.98	0.12	-	13,13,13,13	0
57	MG	XA	1669	1/1	0.92	0.08	-	15,15,15,15	0
57	MG	YA	3158	1/1	0.93	0.24	-	6,6,6,6	0
57	MG	RA	3244	1/1	0.92	0.20	-	9,9,9,9	0
57	MG	QA	1644	1/1	0.96	0.29	-	24,24,24,24	0
57	MG	QA	1623	1/1	0.86	0.52	-	13,13,13,13	0
57	MG	YA	3231	1/1	0.97	0.36	-	11,11,11,11	0
57	MG	YA	3139	1/1	0.96	0.27	-	13,13,13,13	0
57	MG	RA	3135	1/1	0.95	0.13	-	28,28,28,28	0
57	MG	RA	3120	1/1	0.94	0.20	-	31,31,31,31	0
57	MG	RA	3165	1/1	0.95	0.25	-	3,3,3,3	0
57	MG	YA	3001	1/1	0.89	1.16	-	50,50,50,50	0
57	MG	XA	1667	1/1	0.91	0.14	-	4,4,4,4	0
57	MG	YA	3074	1/1	0.87	0.61	-	4,4,4,4	0
57	MG	XA	1665	1/1	0.84	0.19	-	18,18,18,18	0
57	MG	RA	3198	1/1	0.97	0.06	-	35,35,35,35	0
57	MG	RA	3169	1/1	0.95	0.12	-	19,19,19,19	0
57	MG	YA	3159	1/1	0.97	0.19	-	22,22,22,22	0
57	MG	XA	1653	1/1	0.84	0.15	-	29,29,29,29	0
57	MG	QA	1601	1/1	0.79	0.40	-	21,21,21,21	0
57	MG	QA	1618	1/1	0.88	0.42	-	8,8,8,8	0
57	MG	YA	3082	1/1	0.95	0.58	-	50,50,50,50	0
57	MG	RA	3001	1/1	0.83	0.78	-	1,1,1,1	0
57	MG	RA	3019	1/1	0.94	1.19	-	50,50,50,50	0

Continued on next page...

Continued from previous page...

Mol	Type	Chain	Res	Atoms	RSCC	RSR	LLDF	B-factors(\AA^2)	Q<0.9
57	MG	RA	3043	1/1	0.85	0.71	-	50,50,50,50	0
57	MG	YA	3075	1/1	0.90	1.18	-	50,50,50,50	0
57	MG	RA	3142	1/1	0.92	0.44	-	8,8,8,8	0
57	MG	RA	3095	1/1	0.97	0.42	-	24,24,24,24	0
57	MG	RA	3041	1/1	0.80	0.64	-	50,50,50,50	0
57	MG	YA	3253	1/1	0.82	1.86	-	50,50,50,50	0
57	MG	RA	3237	1/1	0.87	0.23	-	4,4,4,4	0
57	MG	RA	3171	1/1	0.93	0.44	-	15,15,15,15	0
57	MG	YA	3065	1/1	0.94	0.75	-	8,8,8,8	0
57	MG	RA	3049	1/1	0.99	0.34	-	1,1,1,1	0

6.5 Other polymers [i](#)

There are no such residues in this entry.