



## wwPDB EM Map/Model Validation Report ⓘ

Sep 27, 2016 – 03:04 PM EDT

PDB ID : 5LMT  
EMDB ID: : EMD-4079  
Title : Structure of bacterial 30S-IF1-IF3-mRNA-tRNA translation pre-initiation complex(state-3)  
Authors : Hussain, T.; Llacer, J.L.; Wimberly, B.T.; Ramakrishnan, V.  
Deposited on : 2016-08-01  
Resolution : 4.15 Å(reported)

This is a wwPDB EM Map/Model Validation Report for a publicly released PDB/EMDB entry.  
For rigid body fitted models, validation errors reported here could stem from errors in the original structure(s) used in the fitting.  
We welcome your comments at [validation@mail.wwpdb.org](mailto:validation@mail.wwpdb.org)  
A user guide is available at  
<http://wwpdb.org/validation/2016/EMValidationReportHelp>

---

MolProbity : 4.02b-467  
Mogul : 1.7.1 (RC1), CSD as537be (2016)  
Percentile statistics : 20151230.v01 (using entries in the PDB archive December 30th 2015)  
Ideal geometry (proteins) : Engh & Huber (2001)  
Ideal geometry (DNA, RNA) : Parkinson et. al. (1996)  
Validation Pipeline (wwPDB-VP) : rb-20027939

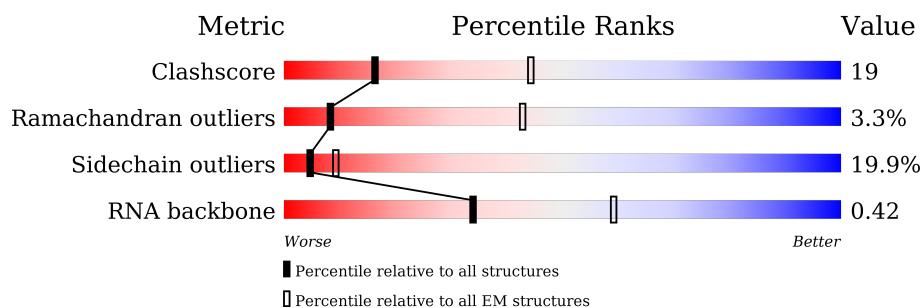
# 1 Overall quality at a glance

The following experimental techniques were used to determine the structure:

*ELECTRON MICROSCOPY*

The reported resolution of this entry is 4.15 Å.

Percentile scores (ranging between 0-100) for global validation metrics of the entry are shown in the following graphic. The table shows the number of entries on which the scores are based.













Metric	Whole archive (#Entries)	EM structures (#Entries)
Clashscore	114402	924
Ramachandran outliers	111179	726
Sidechain outliers	111093	686
RNA backbone	3027	244

The table below summarises the geometric issues observed across the polymeric chains. The red, orange, yellow and green segments on the bar indicate the fraction of residues that contain outliers for  $\geq 3$ , 2, 1 and 0 types of geometric quality criteria. A grey segment represents the fraction of residues that are not modelled. The numeric value for each fraction is indicated below the corresponding segment, with a dot representing fractions  $\leq 5\%$

Mol	Chain	Length	Quality of chain
1	A	1522	28% 53% 18% .
2	B	256	46% 38% 7% 9%
3	C	239	46% 33% 5% . 14%
4	D	209	56% 35% 8% .
5	E	162	53% 30% 9% 7%
6	F	101	51% 36% 13%
7	G	156	75% 23% ..
8	H	138	54% 39% 7%

*Continued on next page...*

Continued from previous page...

Mol	Chain	Length	Quality of chain
9	I	128	
10	J	105	
11	K	129	
12	L	132	
13	M	126	
14	N	61	
15	O	89	
16	P	88	
17	Q	105	
18	R	88	
19	S	93	
20	T	106	
21	V	27	
22	W	72	
23	X	171	
24	Y	42	
25	Z	77	

The following table lists non-polymeric compounds, carbohydrate monomers and non-standard residues in protein, DNA, RNA chains that are outliers for geometric or electron-density-fit criteria:

Mol	Type	Chain	Res	Chirality	Geometry	Clashes	Electron density
27	ZN	D	300	-	-	X	-

## 2 Entry composition

There are 27 unique types of molecules in this entry. The entry contains 55776 atoms, of which 0 are hydrogens and 0 are deuteriums.

In the tables below, the AltConf column contains the number of residues with at least one atom in alternate conformation and the Trace column contains the number of residues modelled with at most 2 atoms.

- Molecule 1 is a RNA chain called 16S ribosomal RNA.

Mol	Chain	Residues	Atoms					AltConf	Trace
1	A	1515	Total	C	N	O	P	0	0
			32544	14490	6021	10521	1512		

- Molecule 2 is a protein called 30S ribosomal protein S2.

Mol	Chain	Residues	Atoms					AltConf	Trace
2	B	234	Total	C	N	O	S	0	0
			1900	1213	341	341	5		

- Molecule 3 is a protein called 30S ribosomal protein S3.

Mol	Chain	Residues	Atoms					AltConf	Trace
3	C	206	Total	C	N	O	S	0	0
			1612	1016	314	281	1		

- Molecule 4 is a protein called 30S ribosomal protein S4.

Mol	Chain	Residues	Atoms					AltConf	Trace
4	D	208	Total	C	N	O	S	0	0
			1703	1066	339	291	7		

- Molecule 5 is a protein called 30S ribosomal protein S5.

Mol	Chain	Residues	Atoms					AltConf	Trace
5	E	150	Total	C	N	O	S	0	0
			1146	724	217	201	4		

- Molecule 6 is a protein called 30S ribosomal protein S6.

Mol	Chain	Residues	Atoms					AltConf	Trace
6	F	101	Total	C	N	O	S	0	0
			843	531	155	154	3		

- Molecule 7 is a protein called 30S ribosomal protein S7.

Mol	Chain	Residues	Atoms					AltConf	Trace
7	G	155	Total	C	N	O	S	0	0
			1257	781	252	218	6		

- Molecule 8 is a protein called 30S ribosomal protein S8.

Mol	Chain	Residues	Atoms					AltConf	Trace
8	H	138	Total	C	N	O	S	0	0
			1116	705	215	193	3		

- Molecule 9 is a protein called 30S ribosomal protein S9.

Mol	Chain	Residues	Atoms				AltConf	Trace
9	I	127	Total	C	N	O	0	0
			1010	639	197	174		

- Molecule 10 is a protein called 30S ribosomal protein S10.

Mol	Chain	Residues	Atoms					AltConf	Trace
10	J	98	Total	C	N	O	S	0	0
			792	498	156	137	1		

- Molecule 11 is a protein called 30S ribosomal protein S11.

Mol	Chain	Residues	Atoms					AltConf	Trace
11	K	119	Total	C	N	O	S	0	0
			885	549	168	165	3		

- Molecule 12 is a protein called 30S ribosomal protein S12.

Mol	Chain	Residues	Atoms					AltConf	Trace
12	L	124	Total	C	N	O	S	0	0
			970	611	195	163	1		

- Molecule 13 is a protein called 30S ribosomal protein S13.

Mol	Chain	Residues	Atoms					AltConf	Trace
13	M	119	Total	C	N	O	S	0	0
			946	585	195	164	2		

- Molecule 14 is a protein called 30S ribosomal protein S14 type Z.

Mol	Chain	Residues	Atoms					AltConf	Trace
14	N	60	Total	C	N	O	S	0	0
			492	312	104	72	4		

- Molecule 15 is a protein called 30S ribosomal protein S15.

Mol	Chain	Residues	Atoms					AltConf	Trace
15	O	88	Total	C	N	O	S	0	0
			734	459	147	126	2		

- Molecule 16 is a protein called 30S ribosomal protein S16.

Mol	Chain	Residues	Atoms					AltConf	Trace
16	P	83	Total	C	N	O	S	0	0
			700	443	139	117	1		

- Molecule 17 is a protein called 30S ribosomal protein S17.

Mol	Chain	Residues	Atoms					AltConf	Trace
17	Q	99	Total	C	N	O	S	0	0
			823	528	151	142	2		

- Molecule 18 is a protein called 30S ribosomal protein S18.

Mol	Chain	Residues	Atoms				AltConf	Trace
18	R	73	Total	C	N	O	0	0
			598	381	118	99		

- Molecule 19 is a protein called 30S ribosomal protein S19.

Mol	Chain	Residues	Atoms					AltConf	Trace
19	S	82	Total	C	N	O	S	0	0
			655	419	120	114	2		

- Molecule 20 is a protein called 30S ribosomal protein S20.

Mol	Chain	Residues	Atoms					AltConf	Trace
20	T	99	Total	C	N	O	S	0	0
			763	470	162	129	2		

- Molecule 21 is a protein called 30S ribosomal protein Thx.

Mol	Chain	Residues	Atoms				AltConf	Trace
21	V	24	Total	C	N	O	0	0
			208	128	50	30		

- Molecule 22 is a protein called Translation initiation factor IF-1.

Mol	Chain	Residues	Atoms					AltConf	Trace
22	W	71	Total	C	N	O	S	0	0
			570	362	103	103	2		

- Molecule 23 is a protein called Translation initiation factor IF-3.

Mol	Chain	Residues	Atoms					AltConf	Trace
23	X	164	Total	C	N	O	S	0	0
			1336	841	245	241	9		

- Molecule 24 is a RNA chain called mRNA.

Mol	Chain	Residues	Atoms					AltConf	Trace
24	Y	20	Total	C	N	O	P	0	0
			439	196	89	134	20		

- Molecule 25 is a RNA chain called tRNAi.

Mol	Chain	Residues	Atoms						AltConf	Trace
25	Z	77	Total	C	N	O	P	S	0	0
			1646	735	297	536	77	1		

- Molecule 26 is MAGNESIUM ION (three-letter code: MG) (formula: Mg).

Mol	Chain	Residues	Atoms		AltConf
26	W	1	Total	Mg	0
			1	1	
26	Z	1	Total	Mg	0
			1	1	
26	A	83	Total	Mg	0
			83	83	
26	E	1	Total	Mg	0
			1	1	

- Molecule 27 is ZINC ION (three-letter code: ZN) (formula: Zn).

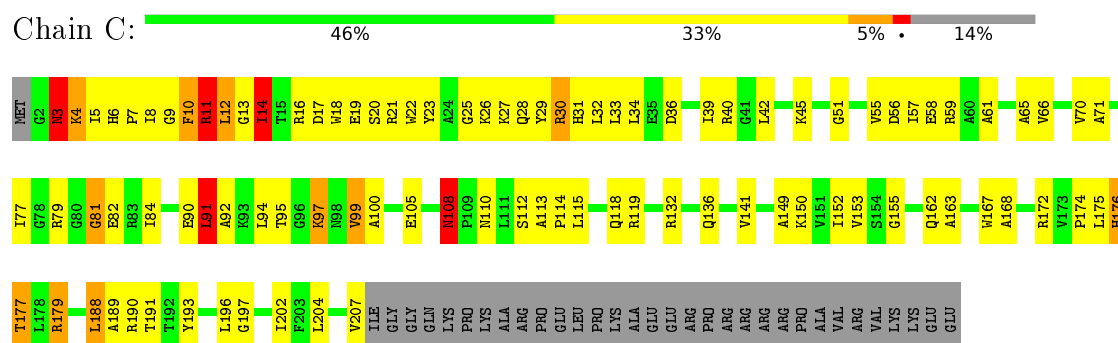
Mol	Chain	Residues	Atoms		AltConf
27	D	1	Total 1	Zn 1	0
27	N	1	Total 1	Zn 1	0



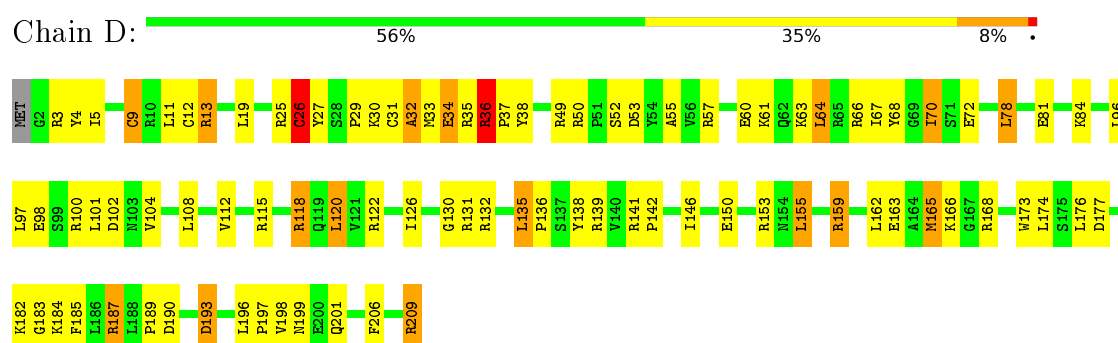




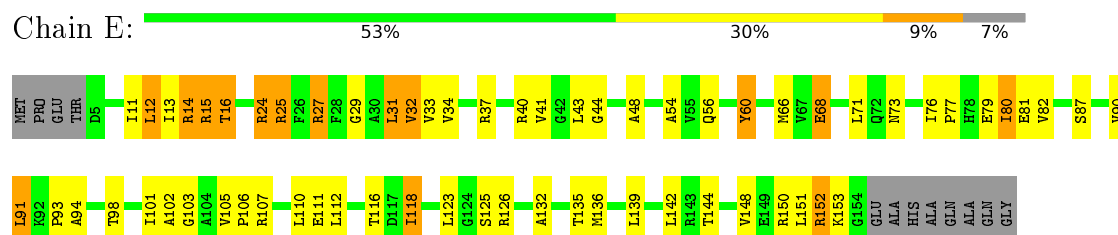
- Molecule 3: 30S ribosomal protein S3




- Molecule 4: 30S ribosomal protein S4



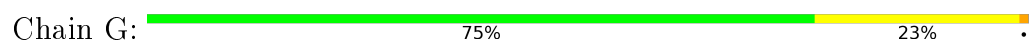
- Molecule 5: 30S ribosomal protein S5

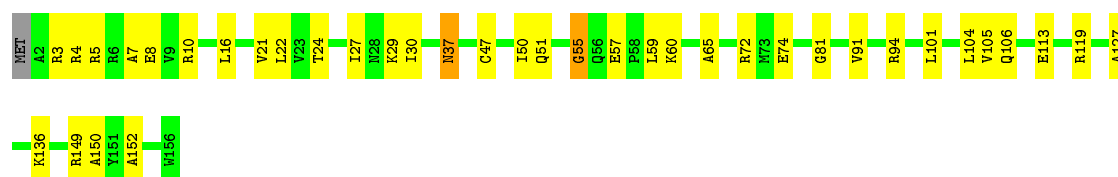


- Molecule 6: 30S ribosomal protein S6



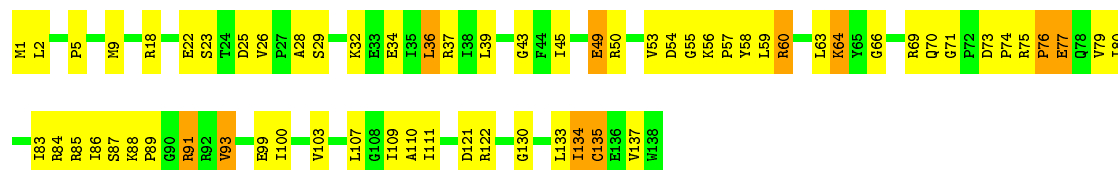
- Molecule 7: 30S ribosomal protein S7





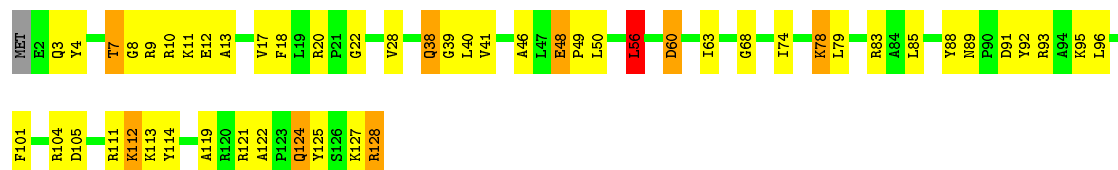
• Molecule 8: 30S ribosomal protein S8

Chain H: 54% 39% 7%



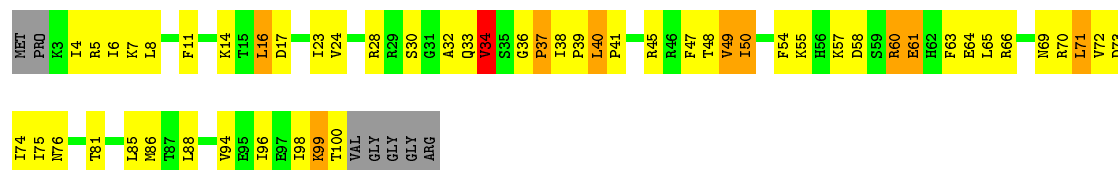
• Molecule 9: 30S ribosomal protein S9

Chain I: 59% 34% 6% ..



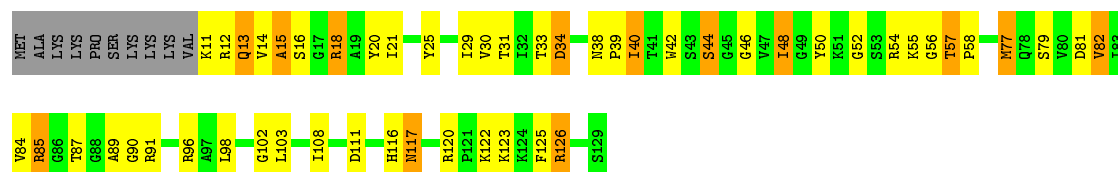
• Molecule 10: 30S ribosomal protein S10

Chain J: 42% 42% 9% 7%



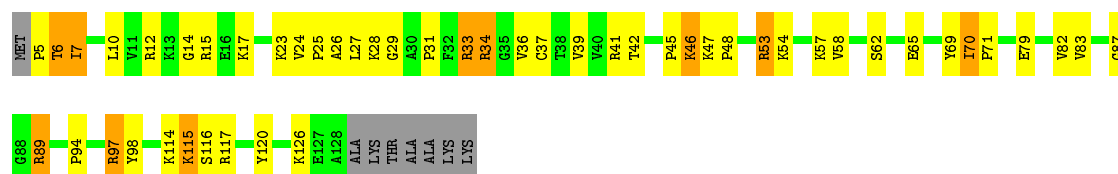
• Molecule 11: 30S ribosomal protein S11

Chain K: 52% 30% 10% 8%



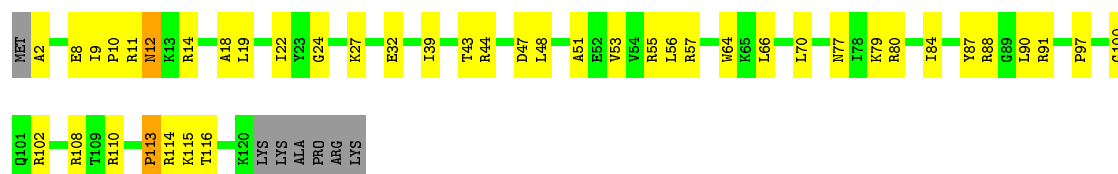
• Molecule 12: 30S ribosomal protein S12

Chain L: 56% 30% 8% 6%



- Molecule 13: 30S ribosomal protein S13

Chain M: 60% 33% 6%



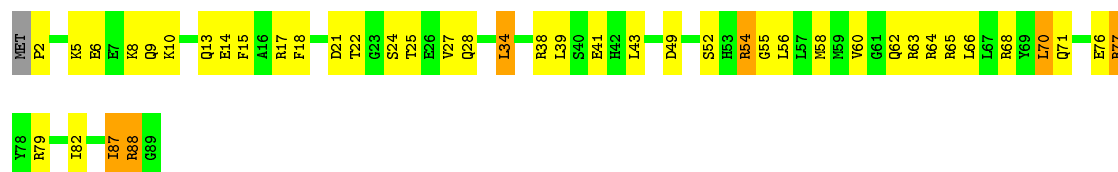
- Molecule 14: 30S ribosomal protein S14 type Z

Chain N: 46% 44% 8%



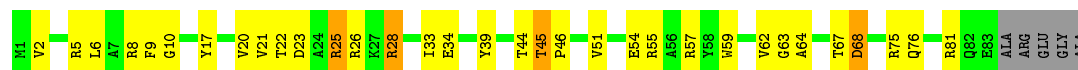
- Molecule 15: 30S ribosomal protein S15

Chain O: 51% 42% 7%



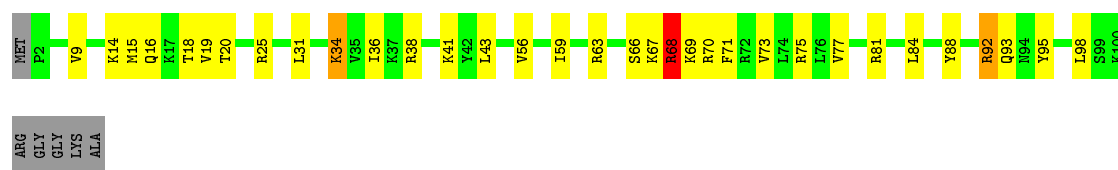
- Molecule 16: 30S ribosomal protein S16

Chain P: 57% 33% 5% 6%

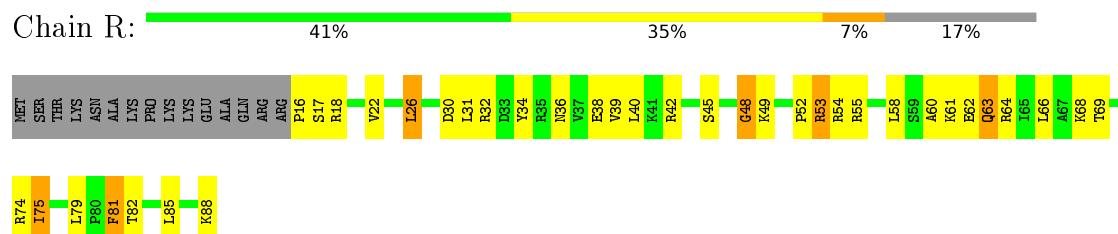


- Molecule 17: 30S ribosomal protein S17


Chain Q: 63% 29% 6%



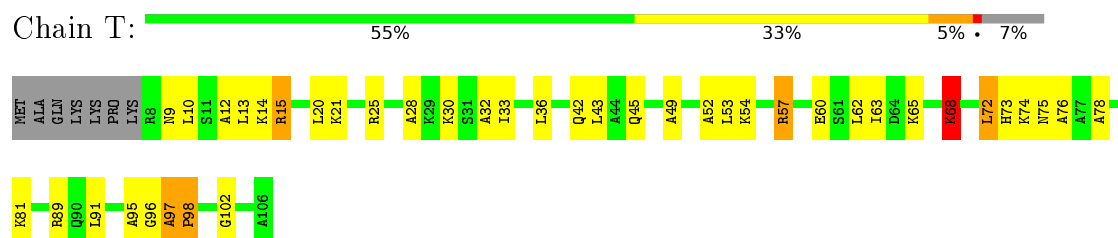
- Molecule 18: 30S ribosomal protein S18



- Molecule 19: 30S ribosomal protein S19



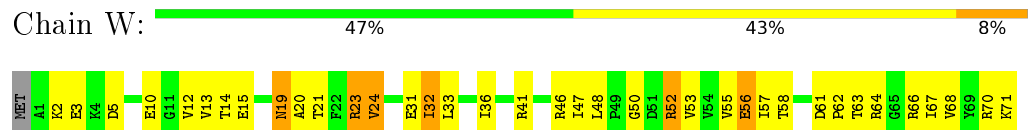
- Molecule 20: 30S ribosomal protein S20




- Molecule 21: 30S ribosomal protein Thx



- Molecule 22: Translation initiation factor IF-1

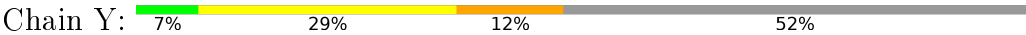


- Molecule 23: Translation initiation factor IF-3

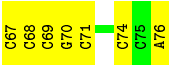
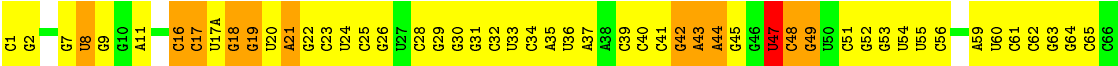
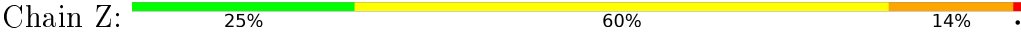




● Molecule 24: mRNA



● Molecule 25: tRNAi



## 4 Experimental information

Property	Value	Source
Reconstruction method	SINGLE PARTICLE	Depositor
Imposed symmetry	POINT, Not provided	Depositor
Number of particles used	24771	Depositor
Resolution determination method	FSC 0.143 CUT-OFF	Depositor
CTF correction method	Not provided	Depositor
Microscope	FEI POLARA 300	Depositor
Voltage (kV)	300	Depositor
Electron dose ( $e^-/\text{\AA}^2$ )	Not provided	Depositor
Minimum defocus (nm)	1500	Depositor
Maximum defocus (nm)	3500	Depositor
Magnification	78000	Depositor
Image detector	Not provided	Depositor



## 5 Model quality ⓘ

### 5.1 Standard geometry ⓘ

Bond lengths and bond angles in the following residue types are not validated in this section: 5MU, OMC, ZN, G7M, MG, 4SU, PSU

The Z score for a bond length (or angle) is the number of standard deviations the observed value is removed from the expected value. A bond length (or angle) with  $|Z| > 5$  is considered an outlier worth inspection. RMSZ is the root-mean-square of all Z scores of the bond lengths (or angles).

Mol	Chain	Bond lengths		Bond angles	
		RMSZ	# Z  >2	RMSZ	# Z  >2
1	A	0.35	3/36419 (0.0%)	0.75	20/56821 (0.0%)
10	J	0.54	0/805	0.79	1/1082 (0.1%)
11	K	0.50	0/900	0.74	0/1213
12	L	0.47	0/986	0.78	0/1320
13	M	0.51	0/956	0.78	0/1281
14	N	0.45	0/501	0.82	1/664 (0.2%)
15	O	0.49	0/745	0.86	0/992
16	P	0.46	0/716	0.78	0/963
17	Q	0.45	0/836	0.78	0/1117
18	R	0.51	0/604	0.82	0/801
19	S	0.50	0/670	0.78	0/903
2	B	0.58	0/1935	0.86	0/2609
20	T	0.49	0/765	0.90	0/1007
21	V	0.53	0/212	0.75	0/277
22	W	0.58	0/580	0.90	3/782 (0.4%)
23	X	0.63	0/1354	0.86	0/1813
24	Y	0.41	0/492	0.71	0/762
25	Z	0.44	0/1720	0.77	1/2678 (0.0%)
3	C	0.51	1/1636 (0.1%)	0.81	3/2205 (0.1%)
4	D	0.49	0/1733	0.88	2/2318 (0.1%)
5	E	0.50	0/1162	0.93	3/1564 (0.2%)
6	F	0.49	0/856	0.85	1/1154 (0.1%)
7	G	0.49	0/1276	0.78	0/1709
8	H	0.46	0/1136	0.82	0/1527
9	I	0.48	0/1029	0.86	1/1379 (0.1%)
All	All	0.42	4/60024 (0.0%)	0.78	36/88941 (0.0%)

Chiral center outliers are detected by calculating the chiral volume of a chiral center and verifying if the center is modelled as a planar moiety or with the opposite hand. A planarity outlier is detected by checking planarity of atoms in a peptide group, atoms in a mainchain group or atoms of a sidechain that are expected to be planar.

Mol	Chain	#Chirality outliers	#Planarity outliers
1	A	0	1
14	N	0	1
19	S	0	1
23	X	0	1
All	All	0	4

All (4) bond length outliers are listed below:

Mol	Chain	Res	Type	Atoms	Z	Observed(Å)	Ideal(Å)
1	A	999	C	O3'-P	-6.72	1.53	1.61
1	A	1001	A	O3'-P	-6.12	1.53	1.61
3	C	112	SER	CB-OG	5.51	1.49	1.42
1	A	71	C	O3'-P	-5.42	1.54	1.61

All (36) bond angle outliers are listed below:

Mol	Chain	Res	Type	Atoms	Z	Observed(°)	Ideal(°)
9	I	7	THR	CB-CA-C	-12.11	78.91	111.60
5	E	15	ARG	N-CA-C	-11.87	78.97	111.00
22	W	23	ARG	N-CA-C	-10.04	83.88	111.00
4	D	36	ARG	N-CA-C	9.43	136.45	111.00
5	E	15	ARG	CB-CA-C	-8.65	93.11	110.40
1	A	1534	A	C2'-C3'-O3'	8.44	128.07	109.50
1	A	575	G	C2'-C3'-O3'	8.40	127.98	109.50
1	A	266	G	C2'-C3'-O3'	8.05	127.22	109.50
1	A	1001	A	O4'-C4'-C3'	-8.02	95.98	104.00
5	E	16	THR	N-CA-CB	-7.92	95.25	110.30
4	D	36	ARG	N-CA-CB	-7.84	96.48	110.60
1	A	1145	C	C2'-C3'-O3'	7.72	126.49	109.50
1	A	328	C	C2'-C3'-O3'	7.69	126.42	109.50
3	C	91	LEU	CA-CB-CG	7.29	132.06	115.30
1	A	181	G	C2'-C3'-O3'	7.21	125.36	109.50
1	A	197	A	C2'-C3'-O3'	7.13	125.19	109.50
1	A	1301	U	C2'-C3'-O3'	7.04	124.98	109.50
1	A	1498	U	C2'-C3'-O3'	7.03	124.96	109.50
14	N	44	LEU	CA-CB-CG	6.72	130.76	115.30
1	A	792	A	C2'-C3'-O3'	6.54	124.16	113.70
6	F	75	LEU	CA-CB-CG	6.45	130.12	115.30
22	W	24	VAL	N-CA-CB	-6.42	97.37	111.50
10	J	88	LEU	CA-CB-CG	6.22	129.62	115.30
1	A	1067	A	C2'-C3'-O3'	6.20	123.62	113.70
25	Z	47	U	C2'-C3'-O3'	6.10	123.46	113.70
1	A	812	C	C2'-C3'-O3'	6.05	123.39	113.70

*Continued on next page...*

*Continued from previous page...*

Mol	Chain	Res	Type	Atoms	Z	Observed(°)	Ideal(°)
22	W	23	ARG	CB-CA-C	-5.96	98.49	110.40
1	A	281	G	C2'-C3'-O3'	5.93	123.18	113.70
1	A	1346	A	C2'-C3'-O3'	5.85	123.07	113.70
1	A	1190	G	C2'-C3'-O3'	5.81	123.00	113.70
1	A	51	A	C4'-C3'-O3'	5.79	124.58	113.00
3	C	34	LEU	CA-CB-CG	5.39	127.69	115.30
3	C	188	LEU	CA-CB-CG	5.33	127.56	115.30
1	A	1001	A	C5'-C4'-O4'	5.20	115.34	109.10
1	A	559	A	C2'-C3'-O3'	5.01	121.71	113.70
1	A	1050	G	C1'-O4'-C4'	-5.00	105.90	109.90

There are no chirality outliers.

All (4) planarity outliers are listed below:

Mol	Chain	Res	Type	Group
1	A	1209	C	Sidechain
14	N	30	ALA	Peptide
19	S	3	ARG	Peptide
23	X	53	ASP	Peptide

## 5.2 Too-close contacts

In the following table, the Non-H and H(model) columns list the number of non-hydrogen atoms and hydrogen atoms in the chain respectively. The H(added) column lists the number of hydrogen atoms added and optimized by MolProbity. The Clashes column lists the number of clashes within the asymmetric unit, whereas Symm-Clashes lists symmetry related clashes.

Mol	Chain	Non-H	H(model)	H(added)	Clashes	Symm-Clashes
1	A	32544	0	16441	1102	0
2	B	1900	0	1951	51	0
3	C	1612	0	1675	67	0
4	D	1703	0	1765	77	0
5	E	1146	0	1207	38	0
6	F	843	0	857	30	0
7	G	1257	0	1296	16	0
8	H	1116	0	1177	27	0
9	I	1010	0	1037	34	0
10	J	792	0	835	45	0
11	K	885	0	904	32	0
12	L	970	0	1057	32	0
13	M	946	0	1008	22	0

*Continued on next page...*

*Continued from previous page...*

Mol	Chain	Non-H	H(model)	H(added)	Clashes	Symm-Clashes
14	N	492	0	530	25	0
15	O	734	0	771	15	0
16	P	700	0	720	17	0
17	Q	823	0	891	22	0
18	R	598	0	670	28	0
19	S	655	0	672	33	0
20	T	763	0	861	43	0
21	V	208	0	221	3	0
22	W	570	0	599	46	0
23	X	1336	0	1389	62	0
24	Y	439	0	220	18	0
25	Z	1646	0	844	55	0
26	A	83	0	0	3	0
26	E	1	0	0	0	0
26	W	1	0	0	0	0
26	Z	1	0	0	0	0
27	D	1	0	0	4	0
27	N	1	0	0	0	0
All	All	55776	0	39598	1761	0

The all-atom clashscore is defined as the number of clashes found per 1000 atoms (including hydrogen atoms). The all-atom clashscore for this structure is 19.

All (1761) close contacts within the same asymmetric unit are listed below, sorted by their clash magnitude.

Atom-1	Atom-2	Interatomic distance (Å)	Clash overlap (Å)
22:W:23:ARG:NH2	22:W:33:LEU:HG	1.33	1.38
20:T:30:LYS:NZ	20:T:72:LEU:HD21	1.28	1.38
11:K:56:GLY:O	11:K:89:ALA:HB3	1.26	1.34
19:S:36:ARG:HA	19:S:71:LEU:CD1	1.55	1.34
20:T:30:LYS:HE2	20:T:72:LEU:CD2	1.55	1.34
1:A:413:G:O6	4:D:35:ARG:NH1	1.61	1.32
1:A:412:A:N3	4:D:35:ARG:NH2	1.78	1.32
22:W:23:ARG:NH2	22:W:33:LEU:CG	1.94	1.30
20:T:30:LYS:CE	20:T:72:LEU:CD2	2.09	1.29
11:K:56:GLY:O	11:K:89:ALA:CB	1.80	1.29
10:J:38:ILE:HG23	10:J:71:LEU:O	1.25	1.26
20:T:30:LYS:CE	20:T:72:LEU:HD21	1.64	1.25
1:A:1358:U:H3	1:A:1363(A):A:N6	1.38	1.21
1:A:1459:C:OP1	20:T:28:ALA:HA	1.38	1.21
1:A:1358:U:O4	1:A:1363(A):A:N1	1.71	1.21

*Continued on next page...*

*Continued from previous page...*

Atom-1	Atom-2	Interatomic distance (Å)	Clash overlap (Å)
10:J:38:ILE:CG2	10:J:71:LEU:O	1.90	1.18
1:A:413:G:C6	4:D:35:ARG:NH1	2.13	1.17
1:A:439:A:OP2	1:A:493:G:N1	1.77	1.16
19:S:36:ARG:CA	19:S:71:LEU:CD1	2.25	1.15
1:A:1256:A:H62	1:A:1278:U:H1'	1.09	1.12
19:S:36:ARG:HA	19:S:71:LEU:HD13	1.34	1.10
22:W:23:ARG:HH21	22:W:33:LEU:CG	1.58	1.09
20:T:30:LYS:HE2	20:T:72:LEU:HD23	1.20	1.07
20:T:30:LYS:NZ	20:T:72:LEU:CD2	2.18	1.07
19:S:36:ARG:CA	19:S:71:LEU:HD12	1.86	1.06
22:W:23:ARG:CZ	22:W:33:LEU:HD11	1.86	1.06
20:T:30:LYS:CE	20:T:72:LEU:HD23	1.80	1.04
22:W:23:ARG:CZ	22:W:33:LEU:CD1	2.39	1.01
22:W:23:ARG:NH2	22:W:33:LEU:CD1	2.23	1.00
1:A:99:U:H2'	1:A:100:C:C6	1.96	1.00
4:D:31:CYS:SG	27:D:300:ZN:ZN	1.50	0.98
3:C:57:ILE:HG23	3:C:65:ALA:O	1.63	0.98
1:A:266:G:C8	1:A:266:G:H5''	2.01	0.95
10:J:16:LEU:HD23	10:J:70:ARG:HG2	1.48	0.94
19:S:70:LYS:O	19:S:73:GLU:HG2	1.67	0.93
19:S:36:ARG:C	19:S:71:LEU:CD1	2.36	0.93
1:A:1358:U:N3	1:A:1363(A):A:N6	2.04	0.93
1:A:439:A:OP2	1:A:493:G:C2	2.22	0.92
1:A:864:A:H2'	1:A:865:A:C8	2.04	0.92
1:A:1255:G:H2'	1:A:1279:A:N6	1.85	0.92
23:X:41:MET:HG3	23:X:59:ILE:HG21	1.52	0.92
1:A:149:A:C1'	1:A:149:A:C8	2.54	0.90
19:S:36:ARG:HA	19:S:71:LEU:HD12	1.44	0.90
1:A:80:G:H3'	1:A:81:U:H5''	1.51	0.90
1:A:149:A:C4	1:A:149:A:C1'	2.54	0.90
3:C:26:LYS:HD3	14:N:36:PHE:HE1	1.34	0.89
1:A:413:G:C5	4:D:35:ARG:NH1	2.35	0.89
25:Z:16:C:H3'	25:Z:17:C:H5'	1.55	0.88
1:A:1218:C:H2'	1:A:1219:U:C6	2.08	0.88
1:A:69:G:H1	1:A:100:C:H42	1.22	0.87
3:C:26:LYS:HD3	14:N:36:PHE:CE1	2.09	0.87
1:A:736:C:H2'	1:A:737:A:C8	2.08	0.87
1:A:56:U:H2'	1:A:57:G:H8	1.36	0.87
1:A:224:C:P	20:T:74:LYS:HZ1	1.97	0.87
1:A:1348:U:H2'	1:A:1349:A:H8	1.39	0.86
1:A:439:A:OP2	1:A:493:G:N2	2.09	0.86

*Continued on next page...*

*Continued from previous page...*

Atom-1	Atom-2	Interatomic distance (Å)	Clash overlap (Å)
1:A:413:G:N7	4:D:35:ARG:NH1	2.22	0.86
19:S:36:ARG:C	19:S:71:LEU:HD11	1.97	0.85
20:T:30:LYS:HZ3	20:T:72:LEU:HD21	1.04	0.85
1:A:1358:U:H3	1:A:1363(A):A:H61	0.90	0.85
4:D:31:CYS:HG	27:D:300:ZN:ZN	0.58	0.85
1:A:1507:A:H2'	1:A:1508:G:C8	2.11	0.84
1:A:1457:G:H5''	1:A:1457:G:C8	2.12	0.84
1:A:56:U:H2'	1:A:57:G:C8	2.11	0.84
6:F:43:LEU:HB2	6:F:60:PHE:HB2	1.58	0.84
9:I:114:TYR:CE2	10:J:60:ARG:O	2.31	0.84
1:A:543:C:H2'	1:A:544:G:H8	1.43	0.83
11:K:56:GLY:O	11:K:89:ALA:HB2	1.77	0.83
1:A:1459:C:OP1	20:T:28:ALA:CA	2.26	0.83
1:A:1513:A:H2'	1:A:1514:C:C6	2.13	0.83
6:F:97:PHE:HB2	18:R:32:ARG:NE	1.94	0.83
1:A:1001:A:H2'	1:A:1001(A):G:C8	2.14	0.83
1:A:1256:A:N6	1:A:1278:U:H1'	1.93	0.83
1:A:398:C:H2'	1:A:399:G:H8	1.43	0.83
1:A:736:C:H2'	1:A:737:A:H8	1.43	0.82
19:S:36:ARG:C	19:S:71:LEU:HD12	1.99	0.82
5:E:87:SER:HA	5:E:125:SER:HB3	1.62	0.82
1:A:412:A:H1'	4:D:35:ARG:NH2	1.95	0.81
3:C:92:ALA:O	3:C:95:THR:O	1.99	0.81
16:P:59:TRP:O	16:P:62:VAL:HG23	1.80	0.81
1:A:1255:G:H2'	1:A:1279:A:H62	1.44	0.81
1:A:926:G:H3'	1:A:1505:G:H21	1.43	0.81
23:X:19:VAL:HG21	23:X:56:VAL:HG13	1.63	0.80
1:A:1025:U:H2'	1:A:1026:G:C8	2.16	0.80
1:A:662:G:H2'	1:A:663:A:H8	1.47	0.80
13:M:22:ILE:HG22	13:M:24:GLY:H	1.47	0.79
1:A:1410:G:H2'	1:A:1411:C:C6	2.16	0.79
1:A:1106:G:H5''	3:C:172:ARG:HG2	1.64	0.79
9:I:8:GLY:HA2	9:I:79:LEU:HD12	1.63	0.79
4:D:163:GLU:HA	4:D:166:LYS:HD2	1.63	0.79
2:B:71:VAL:HA	2:B:93:VAL:HG12	1.65	0.78
16:P:59:TRP:O	16:P:62:VAL:CG2	2.30	0.78
25:Z:16:C:C3'	25:Z:17:C:H5'	2.14	0.78
5:E:16:THR:HB	5:E:27:ARG:O	1.82	0.78
11:K:15:ALA:HA	11:K:77:MET:HA	1.64	0.78
1:A:662:G:H2'	1:A:663:A:C8	2.19	0.78
20:T:72:LEU:O	20:T:76:ALA:HB3	1.84	0.77

*Continued on next page...*

*Continued from previous page...*

Atom-1	Atom-2	Interatomic distance (Å)	Clash overlap (Å)
1:A:129(A):G:H4'	1:A:130:A:O5'	1.83	0.77
4:D:78:LEU:HD21	4:D:96:LEU:HB3	1.66	0.77
10:J:30:SER:HB2	10:J:81:THR:HA	1.65	0.77
1:A:579:G:H2'	1:A:580:U:C6	2.20	0.77
13:M:108:ARG:HH21	13:M:114:ARG:HA	1.50	0.77
13:M:10:PRO:HB2	13:M:18:ALA:HB1	1.66	0.77
1:A:21:G:H21	1:A:914:A:H62	1.32	0.76
1:A:1128:C:H2'	1:A:1139:G:N7	2.01	0.76
1:A:880:C:H2'	1:A:881:G:H8	1.51	0.76
1:A:1127:G:H21	1:A:1147:C:H41	1.32	0.76
1:A:269:C:H2'	1:A:270:A:C8	2.20	0.76
20:T:65:LYS:O	20:T:68:LYS:HB3	1.85	0.76
22:W:23:ARG:HH21	22:W:33:LEU:HG	0.69	0.76
1:A:521:G:N2	1:A:522:C:C2	2.54	0.75
1:A:1542:U:H4'	18:R:18:ARG:H	1.52	0.75
1:A:543:C:H2'	1:A:544:G:C8	2.20	0.75
1:A:814:A:H2'	1:A:816:A:H5''	1.68	0.74
1:A:952:U:H2'	1:A:953:G:H8	1.52	0.74
3:C:57:ILE:HA	3:C:65:ALA:O	1.87	0.74
10:J:38:ILE:HG22	10:J:71:LEU:O	1.87	0.74
1:A:170:U:H2'	1:A:171:A:H8	1.52	0.74
1:A:34:C:H2'	1:A:35:G:C8	2.23	0.74
4:D:9:CYS:SG	27:D:300:ZN:ZN	1.75	0.74
1:A:1456:G:H3'	1:A:1457:G:O4'	1.86	0.74
1:A:78:G:H2'	1:A:79:G:O4'	1.86	0.74
1:A:946:A:H2'	1:A:947:G:C8	2.22	0.74
23:X:89:LYS:HA	23:X:119:THR:O	1.88	0.74
23:X:11:ILE:HD13	23:X:45:LEU:HD23	1.68	0.74
14:N:24:CYS:HB3	14:N:29:ARG:H	1.53	0.74
1:A:224:C:OP1	20:T:74:LYS:HE3	1.87	0.74
1:A:1099:G:C6	1:A:1100:C:N3	2.56	0.73
1:A:1508:G:OP1	26:A:1608:MG:MG	1.29	0.73
1:A:1493:A:C2	22:W:46:ARG:HA	2.23	0.73
1:A:299:G:H2'	1:A:300:A:C8	2.24	0.73
1:A:562:C:H5	1:A:884:U:H2'	1.54	0.73
3:C:23:TYR:HA	10:J:11:PHE:HE2	1.54	0.73
1:A:1446:U:O2'	1:A:1456:G:O6	2.07	0.73
1:A:313:A:H2'	1:A:314:C:C6	2.24	0.73
18:R:52:PRO:HD2	18:R:55:ARG:HB2	1.70	0.72
25:Z:36:U:H2'	25:Z:37:A:C8	2.24	0.72
6:F:97:PHE:HB2	18:R:32:ARG:HE	1.54	0.72

*Continued on next page...*

*Continued from previous page...*

Atom-1	Atom-2	Interatomic distance (Å)	Clash overlap (Å)
15:O:18:PHE:O	15:O:21:ASP:HB3	1.90	0.71
1:A:436:C:H2'	1:A:437:U:H6	1.55	0.71
22:W:47:ILE:HD13	22:W:67:ILE:HD13	1.72	0.71
1:A:266:G:H5''	1:A:266:G:H8	1.52	0.71
1:A:745:C:H2'	1:A:746:A:C8	2.25	0.71
1:A:524:G:C6	1:A:525:C:N4	2.58	0.71
1:A:224:C:OP1	20:T:74:LYS:CE	2.39	0.71
23:X:106:ILE:HG23	23:X:116:VAL:HG11	1.71	0.71
1:A:769:G:N2	1:A:770:C:C2	2.59	0.71
1:A:839:U:O2	1:A:839:U:H2'	1.89	0.71
8:H:9:MET:HG3	8:H:26:VAL:HG21	1.70	0.71
1:A:69:G:H1	1:A:100:C:N4	1.88	0.70
1:A:720:C:H2'	1:A:721:G:C8	2.26	0.70
3:C:141:VAL:HG11	3:C:149:ALA:HB2	1.71	0.70
1:A:1219:U:H2'	1:A:1220:G:C8	2.26	0.70
1:A:481:G:O2'	1:A:483:C:N4	2.24	0.70
1:A:1409:C:H2'	1:A:1410:G:C8	2.25	0.70
1:A:90:U:H2'	1:A:91:C:C6	2.26	0.70
1:A:1507:A:H2'	1:A:1508:G:H8	1.52	0.70
14:N:15:LYS:HB3	14:N:19:ARG:HH12	1.55	0.70
1:A:1102:A:H2'	1:A:1103:C:C6	2.26	0.70
12:L:46:LYS:HB3	12:L:48:PRO:HD2	1.73	0.70
1:A:303:A:H2'	1:A:304:U:H6	1.57	0.70
1:A:34:C:H2'	1:A:35:G:H8	1.55	0.69
1:A:436:C:H2'	1:A:437:U:C6	2.27	0.69
1:A:1391:U:H2'	1:A:1392:G:C8	2.27	0.69
1:A:170:U:H2'	1:A:171:A:C8	2.27	0.69
6:F:27:GLN:HA	6:F:30:LEU:HD12	1.74	0.69
1:A:1234:C:H2'	1:A:1235:U:C6	2.27	0.69
1:A:1354:C:H2'	1:A:1355:G:H8	1.56	0.69
1:A:671:G:N2	1:A:736:C:C2	2.60	0.69
1:A:1351:U:H2'	1:A:1352:C:H6	1.57	0.69
1:A:674:G:H2'	1:A:675:A:H8	1.56	0.69
20:T:30:LYS:HZ1	20:T:72:LEU:HD21	1.53	0.69
1:A:1225:A:N3	1:A:1225:A:H2'	2.07	0.69
1:A:1264:C:H2'	1:A:1265:G:H8	1.56	0.69
1:A:1356:G:H2'	1:A:1357:A:C8	2.28	0.69
4:D:81:GLU:HA	4:D:84:LYS:HE3	1.74	0.69
22:W:23:ARG:NH2	22:W:33:LEU:HD11	1.97	0.69
1:A:224:C:H2'	1:A:225:C:C6	2.28	0.69
1:A:269:C:H2'	1:A:270:A:H8	1.57	0.69

*Continued on next page...*



*Continued from previous page...*

Atom-1	Atom-2	Interatomic distance (Å)	Clash overlap (Å)
1:A:576:G:H3'	1:A:577:G:H5''	1.75	0.68
1:A:1256:A:H62	1:A:1278:U:C1'	1.98	0.68
1:A:1358:U:C4	1:A:1363(A):A:N1	2.59	0.68
1:A:412:A:N3	4:D:35:ARG:CZ	2.55	0.68
1:A:521:G:N1	1:A:522:C:C4	2.61	0.68
1:A:13:U:H5'	1:A:14:U:H5	1.58	0.68
23:X:149:VAL:HG13	23:X:168:VAL:HG22	1.74	0.68
1:A:740:U:OP2	15:O:2:PRO:N	2.27	0.68
4:D:9:CYS:HG	4:D:31:CYS:HG	1.39	0.68
1:A:552:U:H2'	1:A:553:A:C8	2.29	0.68
2:B:87:ARG:HG3	2:B:234:PRO:HG3	1.75	0.68
12:L:24:VAL:HG12	12:L:26:ALA:H	1.58	0.68
1:A:309:G:H2'	1:A:310:G:H8	1.59	0.67
1:A:61:G:H2'	1:A:62:U:O4'	1.93	0.67
23:X:120:ILE:HD12	23:X:133:GLY:HA2	1.75	0.67
23:X:41:MET:CG	23:X:59:ILE:HG21	2.23	0.67
1:A:728:A:H2'	1:A:729:A:H8	1.58	0.67
20:T:30:LYS:HA	20:T:33:ILE:HD12	1.76	0.67
1:A:1022:G:H2'	1:A:1023:G:H8	1.58	0.67
1:A:1367:C:H4'	10:J:48:THR:HG21	1.76	0.67
11:K:87:THR:HG23	11:K:91:ARG:HD3	1.77	0.67
4:D:201:GLN:NE2	5:E:116:THR:OG1	2.28	0.67
19:S:36:ARG:O	19:S:71:LEU:HD12	1.94	0.67
1:A:671:G:C2	1:A:736:C:N3	2.63	0.67
19:S:70:LYS:O	19:S:73:GLU:CG	2.40	0.67
6:F:47:ARG:HB2	6:F:47:ARG:HH11	1.59	0.67
1:A:999:C:O2'	1:A:1000:U:H5'	1.95	0.66
1:A:45:U:H2'	1:A:46:G:C8	2.30	0.66
1:A:1445:C:C2	1:A:1458:G:C2	2.83	0.66
1:A:513:C:H2'	1:A:514:C:C6	2.30	0.66
1:A:920:U:H2'	1:A:921:U:C6	2.31	0.66
1:A:743:U:H2'	1:A:744:C:C6	2.31	0.66
16:P:67:THR:HG22	16:P:68:ASP:H	1.60	0.66
4:D:120:LEU:HD23	4:D:126:ILE:HD11	1.76	0.66
1:A:952:U:H2'	1:A:953:G:C8	2.30	0.66
2:B:218:ALA:O	2:B:222:ILE:HG13	1.95	0.66
9:I:13:ALA:HB2	9:I:68:GLY:HA3	1.77	0.66
11:K:18:ARG:HG3	11:K:81:ASP:HB3	1.77	0.66
1:A:524:G:C2	1:A:525:C:N3	2.64	0.66
1:A:1022:G:H2'	1:A:1023:G:C8	2.30	0.66
1:A:224:C:P	20:T:74:LYS:NZ	2.68	0.66

*Continued on next page...*

*Continued from previous page...*

Atom-1	Atom-2	Interatomic distance (Å)	Clash overlap (Å)
1:A:689:C:OP1	11:K:44:SER:OG	2.13	0.66
3:C:66:VAL:HG21	3:C:91:LEU:HD11	1.76	0.66
1:A:792:A:H4'	1:A:793:U:H5''	1.78	0.66
1:A:1126:U:H2'	1:A:1126:U:O2	1.95	0.66
1:A:1348:U:H2'	1:A:1349:A:C8	2.27	0.66
6:F:28:ARG:HB2	6:F:28:ARG:HH11	1.60	0.66
25:Z:49:G:H1	25:Z:65:C:H42	1.41	0.66
1:A:398:C:H2'	1:A:399:G:C8	2.30	0.65
25:Z:23:C:H2'	25:Z:24:U:C6	2.31	0.65
1:A:1493:A:H2'	22:W:20:ALA:N	2.11	0.65
1:A:20:U:H2'	1:A:21:G:O4'	1.97	0.65
3:C:23:TYR:HA	10:J:11:PHE:CE2	2.32	0.65
6:F:43:LEU:HB2	6:F:60:PHE:CB	2.27	0.65
9:I:7:THR:O	9:I:83:ARG:NH1	2.29	0.65
1:A:29:G:N2	1:A:555:C:C2	2.65	0.65
7:G:150:ALA:HB1	11:K:57:THR:HG21	1.79	0.65
1:A:312:C:H2'	1:A:313:A:C8	2.32	0.65
6:F:45:LEU:HD12	6:F:59:TYR:HD2	1.61	0.65
22:W:33:LEU:O	22:W:64:ARG:HA	1.97	0.65
1:A:397:A:N3	1:A:397:A:H3'	2.12	0.65
1:A:725:G:N2	1:A:726:C:C2	2.65	0.65
25:Z:8:4SU:H5''	25:Z:49:G:H5'	1.79	0.65
1:A:917:G:H2'	1:A:918:A:C8	2.31	0.64
1:A:60:A:H4'	1:A:61:G:O5'	1.97	0.64
25:Z:43:A:H2'	25:Z:44:A:C8	2.32	0.64
1:A:99:U:H2'	1:A:100:C:H6	1.55	0.64
10:J:57:LYS:O	10:J:60:ARG:NE	2.31	0.64
11:K:123:LYS:HA	11:K:126:ARG:HB2	1.80	0.64
1:A:1430:C:H2'	1:A:1431:C:C6	2.32	0.64
9:I:46:ALA:HB2	9:I:74:ILE:HG23	1.78	0.64
20:T:54:LYS:HA	20:T:57:ARG:HD3	1.78	0.64
1:A:1097:C:H2'	1:A:1098:C:C6	2.32	0.64
1:A:1135:U:H4'	1:A:1136:U:H5	1.63	0.64
1:A:1414:U:H2'	1:A:1415:G:C8	2.33	0.64
1:A:558:G:OP1	26:A:1678:MG:MG	1.38	0.64
2:B:24:TRP:CZ3	2:B:26:PRO:HA	2.33	0.64
22:W:23:ARG:NH2	22:W:33:LEU:CD2	2.60	0.64
1:A:1475:G:H2'	1:A:1476:G:C8	2.33	0.64
1:A:15:G:H2'	1:A:16:A:C8	2.32	0.64
17:Q:9:VAL:HG21	17:Q:84:LEU:HD23	1.79	0.64
2:B:29:ALA:HA	2:B:32:ILE:HD12	1.80	0.64

*Continued on next page...*

*Continued from previous page...*

Atom-1	Atom-2	Interatomic distance (Å)	Clash overlap (Å)
1:A:412:A:H1'	4:D:35:ARG:HH22	1.62	0.64
1:A:1137:C:H4'	1:A:1138:G:C2	2.33	0.64
1:A:1056:U:H5'	3:C:163:ALA:HB2	1.80	0.64
1:A:522:C:H41	12:L:53:ARG:HH21	1.44	0.64
13:M:108:ARG:NH2	13:M:114:ARG:HA	2.13	0.64
25:Z:24:U:H2'	25:Z:25:C:C6	2.32	0.64
1:A:1202:G:H8	1:A:1202:G:OP1	1.81	0.63
1:A:21:G:H2'	1:A:22:G:C8	2.32	0.63
1:A:926:G:H3'	1:A:1505:G:N2	2.13	0.63
1:A:1459:C:P	20:T:28:ALA:HA	2.38	0.63
3:C:91:LEU:HD21	3:C:99:VAL:CG2	2.29	0.63
3:C:33:LEU:HD11	14:N:53:LEU:HD22	1.80	0.63
1:A:579:G:H2'	1:A:580:U:H6	1.61	0.63
5:E:25:ARG:HB2	5:E:25:ARG:HH11	1.63	0.63
10:J:7:LYS:HG3	10:J:71:LEU:HD23	1.80	0.63
1:A:1135:U:H4'	1:A:1136:U:C5	2.33	0.63
1:A:1425:U:H2'	1:A:1426:C:C6	2.34	0.63
1:A:1493:A:H2'	22:W:20:ALA:H	1.61	0.63
1:A:1540:U:H3	24:Y:25:A:H61	1.45	0.63
1:A:1030(C):G:H2'	1:A:1030(D):A:C8	2.34	0.63
1:A:1132:C:H2'	1:A:1133:G:C8	2.33	0.63
1:A:1406:U:H2'	1:A:1407:C:C6	2.34	0.63
1:A:234:C:H2'	1:A:235:C:C6	2.34	0.63
1:A:262:A:H5''	20:T:76:ALA:HB2	1.80	0.63
6:F:41:GLU:HB2	6:F:62:TRP:HE3	1.64	0.63
1:A:588:G:N2	1:A:589:C:C2	2.67	0.62
1:A:562:C:C5	1:A:884:U:H2'	2.34	0.62
15:O:24:SER:HB3	15:O:27:VAL:HG23	1.81	0.62
9:I:112:LYS:HA	9:I:119:ALA:HB2	1.79	0.62
1:A:1492:A:H2'	22:W:19:ASN:HA	1.81	0.62
1:A:1504:G:H4'	1:A:1505:G:O5'	2.00	0.62
1:A:59:A:H3'	1:A:331:G:H22	1.64	0.62
1:A:988:G:N1	1:A:989:C:C2	2.68	0.62
4:D:11:LEU:HD13	4:D:66:ARG:HG2	1.80	0.62
23:X:34:ALA:HB1	23:X:45:LEU:HD22	1.82	0.62
1:A:1127:G:H21	1:A:1147:C:N4	1.97	0.62
1:A:328:C:H4'	1:A:329:A:H5'	1.82	0.62
6:F:43:LEU:HB3	6:F:46:ARG:HG3	1.81	0.62
22:W:23:ARG:NE	22:W:33:LEU:HD12	2.13	0.62
1:A:1219:U:H2'	1:A:1220:G:H8	1.63	0.62
1:A:1354:C:H2'	1:A:1355:G:C8	2.33	0.62

*Continued on next page...*

*Continued from previous page...*

Atom-1	Atom-2	Interatomic distance (Å)	Clash overlap (Å)
1:A:174:C:H2'	1:A:175:C:C6	2.34	0.62
1:A:413:G:O2'	1:A:428:G:N2	2.33	0.62
23:X:34:ALA:HB1	23:X:45:LEU:CD2	2.29	0.62
1:A:947:G:H2'	1:A:948:C:O4'	1.98	0.62
1:A:1151:A:HO2'	1:A:1152:A:H8	1.45	0.62
1:A:224:C:OP1	20:T:74:LYS:NZ	2.32	0.62
1:A:559:A:H1'	1:A:561:U:H2'	1.81	0.62
1:A:874:G:N2	1:A:875:C:C2	2.67	0.62
3:C:77:ILE:HG22	3:C:81:GLY:HA2	1.81	0.62
1:A:1264:C:H2'	1:A:1265:G:C8	2.33	0.62
12:L:47:LYS:H	12:L:48:PRO:HD2	1.65	0.62
1:A:1308:U:OP1	13:M:97:PRO:HA	1.99	0.62
19:S:28:LYS:HD3	19:S:29:ARG:H	1.65	0.62
23:X:85:VAL:HG22	23:X:115:LYS:HB2	1.82	0.62
1:A:1106:G:N2	1:A:1107:C:C2	2.67	0.62
1:A:600:C:H2'	1:A:601:C:C6	2.35	0.62
1:A:1422:G:H1	1:A:1478:C:H42	1.45	0.61
1:A:335:C:H2'	1:A:336:C:C6	2.35	0.61
1:A:512:U:H2'	1:A:513:C:C6	2.36	0.61
1:A:664:G:H22	1:A:741:G:H1	1.48	0.61
1:A:729:A:H2'	1:A:730:G:H8	1.64	0.61
2:B:15:VAL:HG11	2:B:209:ARG:HB3	1.82	0.61
2:B:178:ARG:HA	2:B:178:ARG:HH11	1.64	0.61
1:A:1262:C:H42	1:A:1273:G:H1	1.48	0.61
1:A:1347:G:O2'	1:A:1348:U:OP2	2.16	0.61
1:A:1386:G:H2'	1:A:1387:G:H8	1.65	0.61
1:A:1525:G:H2'	1:A:1526:G:H8	1.65	0.61
4:D:9:CYS:HG	27:D:300:ZN:ZN	1.11	0.61
1:A:303:A:H2'	1:A:304:U:C6	2.34	0.61
1:A:1028:C:H2'	1:A:1029:C:O4'	2.00	0.61
1:A:1353:G:N2	1:A:1354:C:C2	2.69	0.61
1:A:1430:C:H2'	1:A:1431:C:H6	1.65	0.61
1:A:578:C:OP1	26:A:1674:MG:MG	1.42	0.61
1:A:552:U:H2'	1:A:553:A:H8	1.64	0.61
1:A:992:U:H1'	1:A:993:G:C2	2.35	0.61
1:A:344:A:H4'	1:A:345:C:OP2	1.99	0.61
1:A:491:G:H2'	1:A:492:G:O4'	2.01	0.61
10:J:61:GLU:HG2	10:J:63:PHE:CE2	2.35	0.61
8:H:49:GLU:HG3	8:H:60:ARG:HB2	1.83	0.61
1:A:1534:A:H61	24:Y:31:U:H3	1.48	0.61
1:A:1443:G:C6	1:A:1444:C:N4	2.69	0.60

*Continued on next page...*

*Continued from previous page...*

Atom-1	Atom-2	Interatomic distance (Å)	Clash overlap (Å)
1:A:316:G:H1	1:A:337:C:H42	1.47	0.60
1:A:457:C:H2'	1:A:458:C:C6	2.36	0.60
19:S:34:TRP:HA	19:S:52:TYR:HB2	1.83	0.60
1:A:132:C:H5''	20:T:75:ASN:ND2	2.16	0.60
1:A:695:A:H2'	1:A:696:A:C8	2.36	0.60
1:A:1343:G:H4'	9:I:122:ALA:HB3	1.83	0.60
1:A:112:G:H21	1:A:354:G:H5'	1.66	0.60
1:A:1281:U:H4'	1:A:1282:C:OP2	2.01	0.60
1:A:741:G:H5'	15:O:39:LEU:HD21	1.83	0.60
1:A:15:G:H2'	1:A:16:A:H8	1.67	0.60
1:A:457:C:H2'	1:A:458:C:H6	1.66	0.60
3:C:30:ARG:HH11	3:C:30:ARG:CG	2.14	0.60
4:D:36:ARG:HG3	4:D:38:TYR:CZ	2.36	0.60
1:A:551:U:H2'	1:A:552:U:C6	2.37	0.60
1:A:584:G:H2'	1:A:585:G:H8	1.67	0.60
1:A:602:A:H2'	1:A:603:U:O4'	2.01	0.60
10:J:38:ILE:O	10:J:71:LEU:N	2.30	0.60
1:A:108:G:H1	20:T:15:ARG:HE	1.49	0.60
1:A:123:C:H2'	1:A:124:G:H8	1.66	0.60
1:A:340:U:H2'	1:A:341:C:H6	1.66	0.60
1:A:349:A:H2'	1:A:350:G:O4'	2.02	0.60
1:A:748:C:H1'	1:A:749:C:H5	1.66	0.60
1:A:769:G:N1	1:A:770:C:C4	2.69	0.60
1:A:279:A:H3'	17:Q:95:TYR:HE1	1.67	0.60
1:A:652:U:O4	1:A:752:G:O2'	2.15	0.60
22:W:55:VAL:HA	22:W:66:ARG:O	2.01	0.60
3:C:150:LYS:HE2	3:C:152:ILE:HD11	1.83	0.60
1:A:673:G:H2'	1:A:674:G:C8	2.37	0.59
1:A:275:G:H5'	17:Q:14:LYS:HD3	1.84	0.59
23:X:38:ALA:HB2	23:X:45:LEU:HB2	1.83	0.59
1:A:1235:U:H2'	1:A:1236:A:O4'	2.02	0.59
3:C:66:VAL:O	3:C:66:VAL:HG12	2.02	0.59
1:A:148:G:H2'	1:A:149:A:C8	2.37	0.59
1:A:373:A:H2'	1:A:374:A:H8	1.67	0.59
1:A:911:U:H2'	1:A:912:C:C6	2.36	0.59
23:X:19:VAL:HG13	23:X:25:GLN:HG2	1.84	0.59
1:A:1218:C:H2'	1:A:1219:U:C5	2.36	0.59
3:C:11:ARG:O	3:C:13:GLY:N	2.35	0.59
1:A:551:U:H2'	1:A:552:U:H6	1.67	0.59
10:J:49:VAL:CG1	14:N:41:ARG:HB2	2.33	0.59
12:L:10:LEU:O	12:L:14:GLY:N	2.35	0.59

*Continued on next page...*

*Continued from previous page...*

Atom-1	Atom-2	Interatomic distance (Å)	Clash overlap (Å)
23:X:7:THR:HA	23:X:45:LEU:O	2.03	0.59
1:A:1405:G:H2'	1:A:1406:U:C6	2.37	0.59
1:A:1488:G:H2'	1:A:1489:G:H8	1.68	0.59
1:A:1515:C:H2'	1:A:1516:G:C8	2.37	0.59
4:D:35:ARG:O	4:D:37:PRO:CD	2.51	0.59
1:A:354:G:N2	1:A:355:C:C2	2.71	0.59
1:A:98:G:H2'	1:A:99:U:C6	2.38	0.59
2:B:80:ILE:HG21	2:B:212:GLN:HA	1.85	0.59
1:A:1157:A:H4'	1:A:1158:C:O5'	2.03	0.59
1:A:24:U:H2'	1:A:25:C:C6	2.37	0.59
1:A:473:G:OP2	16:P:75:ARG:HD2	2.02	0.59
22:W:55:VAL:HG13	22:W:66:ARG:H	1.66	0.59
25:Z:24:U:H2'	25:Z:25:C:H6	1.65	0.59
1:A:270:A:H2'	1:A:271:C:C6	2.37	0.59
1:A:1266:G:N2	1:A:1270:C:C2	2.71	0.58
3:C:174:PRO:C	3:C:176:HIS:H	2.07	0.58
1:A:132:C:C2	1:A:231:G:N2	2.71	0.58
4:D:64:LEU:HA	4:D:67:ILE:HD12	1.85	0.58
1:A:1464:G:N2	1:A:1465:C:C2	2.71	0.58
1:A:674:G:H2'	1:A:675:A:C8	2.37	0.58
1:A:718:G:H21	18:R:49:LYS:HE3	1.67	0.58
1:A:883:C:H2'	1:A:884:U:C6	2.38	0.58
1:A:1505:G:H4'	1:A:1506:U:H5''	1.85	0.58
1:A:362:G:N2	1:A:364:A:H3'	2.18	0.58
20:T:45:GLN:HA	20:T:91:LEU:HD22	1.85	0.58
1:A:1125:U:H5'	1:A:1126:U:H5	1.69	0.58
1:A:621:A:H2'	1:A:622:A:C8	2.39	0.58
1:A:1291:G:O3'	9:I:39:GLY:HA3	2.03	0.58
1:A:1070:U:H2'	1:A:1071:C:H6	1.68	0.58
1:A:129(A):G:O2'	1:A:189(F):U:H2'	2.04	0.58
1:A:337:C:H2'	1:A:338:A:H8	1.68	0.58
1:A:793:U:H3	23:X:108:ARG:CZ	2.16	0.58
1:A:1218:C:H2'	1:A:1219:U:H6	1.67	0.58
2:B:36:ARG:O	2:B:37:ASN:HB2	2.03	0.58
4:D:176:LEU:HA	4:D:183:GLY:HA2	1.84	0.58
10:J:37:PRO:HA	10:J:72:VAL:HG22	1.86	0.58
12:L:28:LYS:HB2	12:L:33:ARG:HH21	1.68	0.58
9:I:111:ARG:HH12	14:N:61:TRP:H	1.52	0.58
4:D:13:ARG:HH21	4:D:36:ARG:CZ	2.16	0.58
6:F:9:VAL:HB	6:F:87:ARG:HB2	1.84	0.58
1:A:1070:U:H2'	1:A:1071:C:C6	2.38	0.58

*Continued on next page...*

*Continued from previous page...*

Atom-1	Atom-2	Interatomic distance (Å)	Clash overlap (Å)
1:A:674:G:O5'	1:A:674:G:H8	1.86	0.58
1:A:80:G:H3'	1:A:81:U:C5'	2.29	0.58
1:A:880:C:H2'	1:A:881:G:C8	2.35	0.58
3:C:25:GLY:O	3:C:29:TYR:HB2	2.04	0.58
1:A:662:G:C2	1:A:744:C:O2	2.57	0.58
5:E:102:ALA:O	5:E:107:ARG:NH1	2.37	0.58
22:W:32:ILE:CD1	22:W:32:ILE:H	2.17	0.58
1:A:545:C:O2'	1:A:549:C:H5''	2.03	0.57
2:B:32:ILE:HA	2:B:42:ILE:HA	1.86	0.57
20:T:60:GLU:HG3	20:T:81:LYS:HE3	1.85	0.57
22:W:23:ARG:NE	22:W:33:LEU:CD1	2.67	0.57
25:Z:42:G:H2'	25:Z:43:A:C8	2.39	0.57
1:A:939:G:H2'	1:A:940:C:C6	2.39	0.57
1:A:1457:G:C5'	1:A:1457:G:C8	2.85	0.57
1:A:974:A:H8	1:A:974:A:OP1	1.87	0.57
11:K:122:LYS:O	11:K:126:ARG:N	2.37	0.57
1:A:172:A:H2'	1:A:174:C:H5	1.69	0.57
1:A:450:G:H5''	1:A:451:A:H3'	1.86	0.57
1:A:67:C:H2'	1:A:68:G:C8	2.40	0.57
4:D:98:GLU:HG2	4:D:189:PRO:HG3	1.85	0.57
10:J:36:GLY:O	10:J:72:VAL:HG13	2.04	0.57
1:A:1048:G:H5''	14:N:3:ARG:HG2	1.86	0.57
1:A:222:U:H2'	1:A:223:U:C6	2.40	0.57
1:A:538:G:H5''	12:L:114:LYS:HB2	1.87	0.57
1:A:568:G:N2	1:A:883:C:C2	2.72	0.57
4:D:173:TRP:HB2	4:D:187:ARG:O	2.04	0.57
17:Q:66:SER:HB3	17:Q:69:LYS:HB3	1.85	0.57
1:A:1251:A:H4'	9:I:12:GLU:OE1	2.04	0.57
1:A:255:G:H2'	1:A:256:U:C6	2.39	0.57
1:A:412:A:C2	4:D:35:ARG:NE	2.70	0.57
1:A:513:C:H2'	1:A:514:C:H6	1.70	0.57
3:C:20:SER:OG	3:C:40:ARG:NH2	2.37	0.57
24:Y:32:A:H4'	24:Y:33:A:OP2	2.05	0.57
1:A:1194:U:H2'	1:A:1195:C:C6	2.40	0.57
1:A:779:C:H2'	1:A:780:A:O4'	2.05	0.57
5:E:135:THR:O	5:E:139:LEU:HG	2.05	0.57
7:G:101:LEU:HA	7:G:104:LEU:HD12	1.87	0.57
12:L:27:LEU:HG	12:L:28:LYS:H	1.70	0.57
1:A:1518:A:H2'	1:A:1519:A:H8	1.69	0.57
1:A:392:G:H2'	1:A:393:A:C8	2.40	0.57
1:A:991:U:C4	1:A:1212:U:H1'	2.40	0.57

*Continued on next page...*

*Continued from previous page...*

Atom-1	Atom-2	Interatomic distance (Å)	Clash overlap (Å)
1:A:137:C:H1'	16:P:63:GLY:HA3	1.85	0.57
25:Z:18:G:O2'	25:Z:19:G:P	2.62	0.57
1:A:1457:G:H5''	1:A:1457:G:H8	1.64	0.57
1:A:123:C:H5''	1:A:311:C:O2'	2.05	0.57
1:A:792:A:H4'	1:A:793:U:C5'	2.35	0.57
9:I:50:LEU:HB3	9:I:56:LEU:H	1.68	0.57
23:X:152:MET:SD	25:Z:11:A:H4'	2.44	0.57
1:A:45:U:H2'	1:A:46:G:H8	1.69	0.57
1:A:589:C:O2	1:A:651:C:O2	2.22	0.57
1:A:784:C:C2	1:A:799:G:N2	2.73	0.57
1:A:914:A:C4	1:A:915:A:N7	2.73	0.57
1:A:922:G:H2'	1:A:923:A:C8	2.40	0.57
1:A:793:U:H3'	1:A:794:A:H5''	1.87	0.56
4:D:57:ARG:HG3	4:D:57:ARG:HH11	1.69	0.56
18:R:48:GLY:HA3	18:R:82:THR:HA	1.86	0.56
1:A:1283:G:N2	1:A:1284:C:C2	2.73	0.56
1:A:824:C:H2'	1:A:825:G:H8	1.70	0.56
1:A:132:C:C5'	20:T:75:ASN:ND2	2.69	0.56
4:D:26:CYS:HA	4:D:31:CYS:HB2	1.86	0.56
17:Q:56:VAL:HG13	17:Q:77:VAL:HB	1.86	0.56
25:Z:49:G:H1	25:Z:65:C:N4	2.03	0.56
1:A:1095:U:OP1	1:A:1108:G:N2	2.38	0.56
1:A:1368:G:N2	1:A:1369:C:C2	2.73	0.56
1:A:583:A:H2'	1:A:584:G:O4'	2.06	0.56
1:A:688:G:H2'	1:A:689:C:C6	2.41	0.56
11:K:52:GLY:H	11:K:55:LYS:HE3	1.70	0.56
1:A:1511:G:H2'	1:A:1512:U:O4'	2.06	0.56
1:A:186:C:H5'	20:T:78:ALA:HB1	1.87	0.56
1:A:525:C:H2'	1:A:526:C:C6	2.40	0.56
10:J:50:ILE:HD13	14:N:41:ARG:HH11	1.71	0.56
10:J:5:ARG:HG3	10:J:71:LEU:HD11	1.86	0.56
1:A:553:A:O2'	12:L:29:GLY:O	2.23	0.56
4:D:162:LEU:HB3	4:D:166:LYS:HE3	1.88	0.56
1:A:101:A:H2'	1:A:102:G:H8	1.69	0.56
1:A:370:C:C2	1:A:392:G:N2	2.73	0.56
1:A:729:A:H2'	1:A:730:G:C8	2.39	0.56
25:Z:41:C:H2'	25:Z:42:G:C8	2.40	0.56
1:A:522:C:N4	1:A:528:C:H42	2.03	0.56
1:A:728:A:H2'	1:A:729:A:C8	2.41	0.56
1:A:876:G:H2'	1:A:877:C:C6	2.41	0.56
4:D:25:ARG:C	4:D:27:TYR:H	2.07	0.56

*Continued on next page...*



*Continued from previous page...*

Atom-1	Atom-2	Interatomic distance (Å)	Clash overlap (Å)
8:H:28:ALA:HB3	8:H:57:PRO:HB2	1.86	0.56
17:Q:41:LYS:HE2	17:Q:88:TYR:HE1	1.71	0.56
2:B:174:VAL:HG22	2:B:184:VAL:HG21	1.88	0.56
3:C:57:ILE:CG2	3:C:65:ALA:O	2.46	0.56
1:A:255:G:C2	1:A:272:C:C2	2.94	0.56
1:A:838:G:C2	1:A:849:C:C2	2.94	0.56
3:C:9:GLY:HA2	3:C:12:LEU:HD12	1.87	0.56
1:A:13:U:H5'	1:A:14:U:C5	2.41	0.56
1:A:1493:A:H2'	22:W:20:ALA:CA	2.36	0.56
1:A:1515:C:H2'	1:A:1516:G:H8	1.71	0.56
1:A:96:U:H2'	1:A:97:G:C8	2.41	0.56
14:N:43:CYS:O	14:N:47:LEU:HG	2.06	0.56
16:P:59:TRP:O	16:P:62:VAL:HG22	2.05	0.56
1:A:931:C:O2	1:A:1387:G:C2	2.59	0.55
1:A:745:C:H2'	1:A:746:A:H8	1.70	0.55
10:J:57:LYS:O	10:J:60:ARG:CZ	2.54	0.55
23:X:7:THR:HG21	23:X:62:TYR:CB	2.36	0.55
1:A:1435:G:H2'	1:A:1436:U:C6	2.42	0.55
1:A:443:C:C2	1:A:492:G:N2	2.74	0.55
3:C:189:ALA:HB3	3:C:196:LEU:HB2	1.88	0.55
3:C:30:ARG:HG2	3:C:30:ARG:NH1	2.19	0.55
1:A:17:U:H2'	1:A:18:C:C6	2.41	0.55
1:A:128:G:C2	1:A:234:C:C2	2.95	0.55
4:D:35:ARG:O	4:D:37:PRO:N	2.39	0.55
10:J:30:SER:CB	10:J:81:THR:HA	2.34	0.55
13:M:80:ARG:O	13:M:84:ILE:HG12	2.07	0.55
18:R:40:LEU:HB3	18:R:79:LEU:HD11	1.87	0.55
1:A:1241:G:N2	1:A:1242:C:C2	2.75	0.55
1:A:123:C:H2'	1:A:124:G:C8	2.40	0.55
15:O:34:LEU:O	15:O:38:ARG:HG2	2.06	0.55
1:A:145:G:N2	1:A:178:C:C2	2.75	0.55
1:A:1525:G:C5	1:A:1526:G:N7	2.74	0.55
1:A:946:A:H2'	1:A:947:G:H8	1.72	0.55
1:A:96:U:H2'	1:A:97:G:H8	1.70	0.55
3:C:30:ARG:HG3	3:C:31:HIS:N	2.21	0.55
19:S:36:ARG:O	19:S:71:LEU:CD1	2.51	0.55
1:A:309:G:H2'	1:A:310:G:C8	2.40	0.55
1:A:774:G:N2	1:A:806:C:C2	2.74	0.55
3:C:95:THR:HB	3:C:97:LYS:HE3	1.89	0.55
6:F:23:LYS:HE2	6:F:61:LEU:HD21	1.88	0.55
1:A:1082:G:H2'	1:A:1083:U:O4'	2.06	0.55

*Continued on next page...*

*Continued from previous page...*

Atom-1	Atom-2	Interatomic distance (Å)	Clash overlap (Å)
1:A:1095:U:H2'	1:A:1096:C:C6	2.42	0.55
1:A:1312:G:N2	1:A:1326:C:C2	2.74	0.55
8:H:87:SER:HA	8:H:93:VAL:HG23	1.88	0.55
1:A:1493:A:H2	22:W:47:ILE:H	1.55	0.55
1:A:216:G:C6	1:A:217:C:N4	2.75	0.55
2:B:21:ARG:HA	2:B:39:ILE:HA	1.88	0.55
1:A:874:G:N1	1:A:875:C:C4	2.74	0.55
2:B:118:LEU:HD21	2:B:138:LEU:HB3	1.89	0.55
25:Z:1:C:H2'	25:Z:2:G:H8	1.72	0.55
1:A:124:G:H2'	1:A:125:U:O4'	2.06	0.54
1:A:1323:G:H2'	1:A:1324:A:C8	2.41	0.54
1:A:1343:G:H2'	1:A:1344:C:O4'	2.06	0.54
1:A:228:A:H2'	1:A:229:U:C6	2.42	0.54
1:A:761:G:C2	1:A:762:C:C2	2.95	0.54
3:C:28:GLN:O	3:C:32:LEU:HG	2.07	0.54
1:A:1424:C:H42	1:A:1476:G:H1	1.56	0.54
1:A:127:G:N2	1:A:235:C:C2	2.76	0.54
1:A:235:C:H2'	1:A:236:G:H8	1.72	0.54
11:K:16:SER:HA	11:K:79:SER:HB3	1.88	0.54
25:Z:16:C:H3'	25:Z:17:C:C5'	2.31	0.54
13:M:22:ILE:HG22	13:M:24:GLY:N	2.21	0.54
5:E:139:LEU:HA	5:E:142:LEU:HD12	1.89	0.54
13:M:11:ARG:HG3	13:M:12:ASN:HD22	1.73	0.54
25:Z:51:C:H42	25:Z:63:G:H1	1.55	0.54
1:A:685:G:H4'	11:K:40:ILE:O	2.07	0.54
1:A:93:G:H2'	1:A:96:U:O4'	2.07	0.54
6:F:47:ARG:HB2	6:F:47:ARG:NH1	2.23	0.54
23:X:125:ARG:HD3	23:X:128:ALA:HB3	1.89	0.54
23:X:148:ALA:HB1	23:X:165:LEU:HD22	1.90	0.54
1:A:1189:C:H5''	3:C:5:ILE:HG12	1.87	0.54
1:A:1518:A:H2'	1:A:1519:A:C8	2.41	0.54
1:A:947:G:C2	1:A:948:C:C2	2.95	0.54
1:A:977:A:H1'	1:A:982:U:O4	2.08	0.54
2:B:47:THR:HG23	2:B:202:PRO:HD2	1.88	0.54
25:Z:8:4SU:O2	25:Z:21:A:H2	1.90	0.54
1:A:122:G:C6	1:A:123:C:C4	2.95	0.54
1:A:1351:U:H2'	1:A:1352:C:C6	2.40	0.54
1:A:811:C:H5''	1:A:812:C:OP2	2.08	0.54
1:A:939:G:C6	1:A:940:C:N4	2.76	0.54
1:A:962:C:H1'	1:A:1201:A:N6	2.22	0.54
25:Z:36:U:H2'	25:Z:37:A:H8	1.70	0.54

*Continued on next page...*

*Continued from previous page...*

Atom-1	Atom-2	Interatomic distance (Å)	Clash overlap (Å)
4:D:13:ARG:NH1	4:D:38:TYR:O	2.40	0.54
13:M:44:ARG:H	13:M:47:ASP:HB3	1.73	0.54
1:A:1023:G:N3	1:A:1023:G:H2'	2.23	0.54
1:A:1086:U:H3	1:A:1099:G:H22	1.55	0.54
1:A:1343:G:C5	1:A:1344:C:C4	2.95	0.54
1:A:1458:G:OP1	20:T:32:ALA:HA	2.08	0.54
1:A:51:A:H4'	1:A:52:G:C5'	2.38	0.54
1:A:558:G:H3'	1:A:559:A:H5''	1.89	0.54
6:F:25:ILE:HG21	6:F:82:ARG:HD2	1.89	0.54
1:A:1343:G:C6	1:A:1344:C:N3	2.75	0.54
1:A:891:U:H2'	1:A:892:A:H8	1.72	0.54
4:D:102:ASP:HB3	4:D:136:PRO:HB3	1.89	0.54
9:I:18:PHE:HB3	9:I:20:ARG:HH21	1.72	0.54
25:Z:28:C:H2'	25:Z:29:G:C8	2.42	0.54
1:A:1129:C:O2'	1:A:1132:C:OP2	2.25	0.53
1:A:171:A:H2'	1:A:172:A:C8	2.43	0.53
1:A:289:G:N2	1:A:290:C:C2	2.75	0.53
1:A:41:G:H2'	1:A:42:G:H8	1.72	0.53
1:A:1010:G:H2'	1:A:1011:G:H8	1.72	0.53
1:A:344:A:H5''	1:A:345:C:H5	1.73	0.53
1:A:509:A:H4'	1:A:510:A:OP1	2.07	0.53
6:F:97:PHE:HD2	18:R:32:ARG:HH21	1.55	0.53
7:G:113:GLU:HG2	7:G:119:ARG:HG2	1.91	0.53
11:K:85:ARG:HA	11:K:111:ASP:O	2.08	0.53
1:A:1493:A:H2	22:W:46:ARG:HA	1.70	0.53
1:A:1106:G:N1	1:A:1107:C:C4	2.77	0.53
2:B:184:VAL:HG13	2:B:198:ASP:H	1.73	0.53
5:E:11:ILE:HG22	5:E:12:LEU:HB2	1.90	0.53
10:J:50:ILE:HG13	10:J:60:ARG:HH21	1.73	0.53
1:A:1010:G:H2'	1:A:1011:G:C8	2.43	0.53
1:A:1068:G:N2	1:A:1069:C:C2	2.76	0.53
1:A:1340:A:H2'	1:A:1341:U:O4'	2.07	0.53
1:A:536:C:H2'	1:A:537:G:C8	2.44	0.53
1:A:568:G:C2	1:A:883:C:N3	2.76	0.53
1:A:1312:G:C2	1:A:1326:C:C2	2.96	0.53
1:A:1422:G:H1	1:A:1478:C:N4	2.07	0.53
1:A:718:G:H5'	11:K:117:ASN:CG	2.28	0.53
23:X:110:LEU:HD13	23:X:147:LEU:HB2	1.89	0.53
1:A:1233:G:C6	1:A:1234:C:N4	2.77	0.53
1:A:1074:G:C2	1:A:1075:C:C2	2.97	0.53
1:A:189(K):U:H2'	1:A:189(L):G:C8	2.44	0.53

*Continued on next page...*

*Continued from previous page...*

Atom-1	Atom-2	Interatomic distance (Å)	Clash overlap (Å)
17:Q:41:LYS:HZ3	17:Q:92:ARG:HH21	1.54	0.53
6:F:99:ALA:HB2	18:R:31:LEU:HG	1.90	0.53
1:A:1464:G:N1	1:A:1465:C:C4	2.77	0.53
1:A:1475:G:H2'	1:A:1476:G:H8	1.70	0.53
1:A:1481:U:H2'	1:A:1482:G:O4'	2.09	0.53
1:A:1485:U:H2'	1:A:1486:G:H8	1.74	0.53
1:A:725:G:N1	1:A:726:C:C4	2.77	0.53
1:A:973:G:H3'	1:A:974:A:H5''	1.91	0.53
25:Z:18:G:H1	25:Z:55:PSU:H1'	1.74	0.53
1:A:377:G:H2'	1:A:378:G:C8	2.44	0.53
1:A:622:A:H3'	1:A:623:C:H6	1.74	0.53
3:C:6:HIS:HD2	3:C:9:GLY:H	1.56	0.53
5:E:148:VAL:O	5:E:152:ARG:HG2	2.08	0.53
3:C:26:LYS:CD	14:N:36:PHE:CE1	2.90	0.53
1:A:872:A:C4	1:A:874:G:N7	2.77	0.53
2:B:235:SER:HA	2:B:238:LEU:HD13	1.91	0.53
19:S:5:LEU:HD13	19:S:9:VAL:HA	1.89	0.53
22:W:13:VAL:HG22	22:W:24:VAL:HG22	1.91	0.53
23:X:7:THR:H	23:X:10:ARG:HD2	1.74	0.53
1:A:234:C:H2'	1:A:235:C:H6	1.73	0.52
1:A:522:C:H42	1:A:528:C:H42	1.55	0.52
4:D:142:PRO:HA	4:D:185:PHE:CD2	2.45	0.52
19:S:36:ARG:CA	19:S:71:LEU:HD11	2.27	0.52
1:A:1320:C:OP1	19:S:70:LYS:HG3	2.09	0.52
25:Z:64:G:C2	25:Z:65:C:C2	2.98	0.52
1:A:381:C:H2'	1:A:382:A:O4'	2.09	0.52
3:C:10:PHE:HA	14:N:58:LYS:HE2	1.91	0.52
1:A:258:G:N2	1:A:269:C:C2	2.77	0.52
1:A:587:G:OP1	8:H:89:PRO:HB3	2.09	0.52
1:A:695:A:H2'	1:A:696:A:H8	1.74	0.52
1:A:504:C:C2	1:A:542:G:N2	2.77	0.52
1:A:1256:A:N6	1:A:1278:U:C2	2.77	0.52
1:A:998:G:N2	1:A:999:C:C2	2.78	0.52
4:D:31:CYS:C	4:D:33:MET:H	2.13	0.52
1:A:1008:C:N3	1:A:1022:G:N2	2.57	0.52
1:A:1080:A:C8	1:A:1081:G:H1'	2.44	0.52
1:A:1127:G:N2	1:A:1145:C:C2	2.76	0.52
1:A:1127:G:H1	1:A:1145:C:N4	2.07	0.52
1:A:763:G:H2'	1:A:764:C:C6	2.45	0.52
1:A:876:G:C6	1:A:877:C:N4	2.77	0.52
3:C:91:LEU:HD21	3:C:99:VAL:HG21	1.91	0.52

*Continued on next page...*

*Continued from previous page...*

Atom-1	Atom-2	Interatomic distance (Å)	Clash overlap (Å)
5:E:33:VAL:HG13	5:E:112:LEU:HD22	1.92	0.52
22:W:10:GLU:HB3	22:W:52:ARG:HD2	1.90	0.52
1:A:755:G:N2	1:A:756:C:C2	2.77	0.52
5:E:40:ARG:HB3	5:E:66:MET:SD	2.50	0.52
11:K:91:ARG:HG3	18:R:88:LYS:HZ1	1.75	0.52
1:A:1007:C:H42	1:A:1022:G:H1	1.58	0.52
1:A:1216:G:N2	1:A:1217:C:C2	2.78	0.52
1:A:1233:G:N2	1:A:1234:C:C2	2.78	0.52
1:A:676:A:H2'	1:A:677:U:H6	1.74	0.52
4:D:68:TYR:HB2	4:D:70:ILE:HD11	1.91	0.52
16:P:21:VAL:HG12	16:P:34:GLU:HB3	1.92	0.52
1:A:21:G:C2	1:A:22:G:C5	2.97	0.52
9:I:28:VAL:HG22	9:I:63:ILE:HB	1.92	0.52
14:N:26:ARG:HH11	14:N:47:LEU:HD21	1.74	0.52
17:Q:41:LYS:HE2	17:Q:88:TYR:CE1	2.44	0.52
1:A:250:A:H4'	1:A:251:G:O5'	2.10	0.52
3:C:36:ASP:HA	3:C:39:ILE:HD12	1.92	0.52
1:A:122:G:C2	1:A:123:C:C2	2.97	0.51
1:A:1233:G:H2'	1:A:1234:C:C6	2.44	0.51
1:A:1347:G:HO2'	1:A:1373:G:H1	1.57	0.51
1:A:30:U:H4'	1:A:31:G:OP2	2.10	0.51
1:A:794:A:H2'	1:A:795:C:C6	2.45	0.51
19:S:30:LEU:H	19:S:48:THR:HB	1.75	0.51
1:A:18:C:H2'	1:A:19:C:O4'	2.09	0.51
1:A:568:G:C6	1:A:569:C:N4	2.79	0.51
1:A:839:U:C2'	1:A:839:U:O2	2.58	0.51
3:C:14:ILE:HD13	3:C:14:ILE:N	2.25	0.51
5:E:43:LEU:HB2	5:E:136:MET:HG3	1.91	0.51
1:A:1416:G:H2'	1:A:1417:G:O4'	2.09	0.51
1:A:33:A:H2'	1:A:34:C:C6	2.46	0.51
1:A:823:G:N2	1:A:824:C:C2	2.78	0.51
23:X:77:ARG:HH12	25:Z:23:C:H4'	1.76	0.51
1:A:1048:G:N2	1:A:1210:C:C2	2.78	0.51
1:A:1365:G:C2	1:A:1366:C:C2	2.99	0.51
1:A:1444:C:H2'	1:A:1445:C:C6	2.45	0.51
1:A:251:G:C2	1:A:266:G:C6	2.99	0.51
1:A:1310:G:N2	1:A:1328:C:C2	2.79	0.51
1:A:1444:C:H2'	1:A:1445:C:H6	1.75	0.51
1:A:333:G:N2	1:A:334:C:C2	2.78	0.51
1:A:558:G:H3'	1:A:559:A:C5'	2.40	0.51
10:J:47:PHE:HB2	10:J:63:PHE:HB2	1.93	0.51

*Continued on next page...*

*Continued from previous page...*

Atom-1	Atom-2	Interatomic distance (Å)	Clash overlap (Å)
18:R:74:ARG:HE	18:R:81:PHE:HA	1.75	0.51
1:A:1057:G:H2'	1:A:1058:G:H8	1.75	0.51
1:A:1149:C:H2'	1:A:1150:U:C6	2.45	0.51
1:A:113:G:H2'	1:A:114:U:C6	2.46	0.51
1:A:1488:G:H2'	1:A:1489:G:C8	2.46	0.51
1:A:588:G:N1	1:A:589:C:C4	2.78	0.51
3:C:99:VAL:CG2	3:C:100:ALA:N	2.73	0.51
9:I:4:TYR:CE1	9:I:88:TYR:HD1	2.27	0.51
20:T:43:LEU:HB3	20:T:52:ALA:HB2	1.93	0.51
1:A:1278:U:H5'	1:A:1279:A:O4'	2.11	0.51
1:A:566:G:H8	1:A:566:G:O5'	1.93	0.51
1:A:872:A:C8	1:A:874:G:C8	2.99	0.51
6:F:41:GLU:HB2	6:F:62:TRP:CE3	2.46	0.51
23:X:141:THR:HG22	23:X:165:LEU:HD21	1.93	0.51
23:X:74:LYS:O	23:X:77:ARG:HB2	2.09	0.51
25:Z:18:G:O2'	25:Z:19:G:O5'	2.23	0.51
1:A:1266:G:C2	1:A:1270:C:N3	2.79	0.51
1:A:579:G:H1	1:A:762:C:H42	1.59	0.51
1:A:761:G:C6	1:A:762:C:C4	2.99	0.51
25:Z:40:C:H2'	25:Z:41:C:C6	2.46	0.51
1:A:1017:G:C2	1:A:1018:C:C2	2.99	0.51
1:A:1241:G:C6	1:A:1242:C:N4	2.79	0.51
1:A:145:G:C2	1:A:178:C:N3	2.79	0.51
1:A:324:G:N2	1:A:327:A:OP2	2.42	0.51
1:A:861:G:N2	1:A:862:C:C2	2.79	0.51
6:F:4:TYR:HB2	6:F:65:VAL:HG23	1.91	0.51
1:A:1540:U:H3	24:Y:25:A:N6	2.09	0.51
1:A:1525:G:C4	1:A:1526:G:C8	2.99	0.51
1:A:22:G:C6	1:A:23:C:C4	2.99	0.51
1:A:504:C:N3	1:A:542:G:C2	2.79	0.51
2:B:71:VAL:HB	2:B:164:VAL:HA	1.93	0.51
3:C:97:LYS:NZ	3:C:97:LYS:HB3	2.25	0.51
8:H:83:ILE:HD12	8:H:137:VAL:HG13	1.91	0.51
1:A:1040:U:H2'	1:A:1041:A:C8	2.46	0.50
1:A:1162:C:C2	1:A:1175:G:N2	2.79	0.50
1:A:1232:U:H5''	9:I:124:GLN:O	2.11	0.50
6:F:94:GLN:HB3	18:R:32:ARG:HH11	1.76	0.50
1:A:725:G:C2	1:A:726:C:C4	2.99	0.50
4:D:3:ARG:HD2	4:D:118:ARG:NE	2.27	0.50
18:R:53:ARG:HE	18:R:60:ALA:HA	1.75	0.50
19:S:28:LYS:HA	19:S:29:ARG:CZ	2.41	0.50

*Continued on next page...*

*Continued from previous page...*

Atom-1	Atom-2	Interatomic distance (Å)	Clash overlap (Å)
25:Z:8:4SU:O2	25:Z:21:A:C2	2.64	0.50
25:Z:28:C:H2'	25:Z:29:G:H8	1.75	0.50
1:A:109:A:H5'	1:A:110:C:C5	2.47	0.50
1:A:1405:G:H2'	1:A:1406:U:H6	1.75	0.50
10:J:6:ILE:HD11	10:J:23:ILE:HG21	1.94	0.50
22:W:53:VAL:HG12	22:W:71:LYS:HA	1.92	0.50
23:X:125:ARG:C	23:X:127:VAL:H	2.14	0.50
23:X:154:PRO:HD3	23:X:163:MET:HE3	1.93	0.50
23:X:19:VAL:CG2	23:X:56:VAL:HG13	2.35	0.50
1:A:1004:A:H5''	1:A:1025:U:C5	2.46	0.50
1:A:174:C:H2'	1:A:175:C:H6	1.74	0.50
1:A:41:G:H2'	1:A:42:G:C8	2.46	0.50
1:A:681:C:C2	1:A:710:G:N2	2.79	0.50
13:M:2:ALA:HB1	13:M:57:ARG:HH22	1.77	0.50
1:A:1412:C:H2'	1:A:1413:A:O4'	2.11	0.50
1:A:810:C:H2'	1:A:811:C:O4'	2.11	0.50
2:B:178:ARG:NH2	8:H:74:PRO:HB3	2.27	0.50
3:C:30:ARG:HH11	3:C:30:ARG:HG2	1.76	0.50
5:E:40:ARG:HG2	5:E:68:GLU:CG	2.42	0.50
1:A:522:C:H41	12:L:53:ARG:NH2	2.08	0.50
1:A:1347:G:O2'	1:A:1373:G:N1	2.44	0.50
1:A:405:U:H5''	1:A:406:G:O4'	2.11	0.50
3:C:179:ARG:HD3	3:C:207:VAL:HG22	1.93	0.50
4:D:155:LEU:O	4:D:159:ARG:HD2	2.12	0.50
4:D:29:PRO:HA	4:D:34:GLU:HG2	1.93	0.50
5:E:98:THR:HG22	5:E:101:ILE:HD12	1.93	0.50
8:H:64:LYS:HB3	8:H:79:VAL:HG11	1.94	0.50
12:L:87:GLY:HA2	12:L:98:TYR:HA	1.94	0.50
20:T:30:LYS:HE2	20:T:72:LEU:CG	2.34	0.50
24:Y:23:C:H2'	24:Y:24:A:O4'	2.12	0.50
24:Y:27:G:H2'	24:Y:28:A:O4'	2.12	0.50
1:A:1074:G:C6	1:A:1075:C:C4	3.00	0.50
1:A:366:C:H1'	1:A:394:G:H22	1.77	0.50
1:A:1347:G:O6	9:I:10:ARG:NH2	2.44	0.50
9:I:113:LYS:H	9:I:119:ALA:HA	1.77	0.50
1:A:132:C:N3	1:A:231:G:C2	2.80	0.50
1:A:1487:G:H2'	1:A:1488:G:C8	2.46	0.50
1:A:509:A:C2	1:A:510:A:C2	3.00	0.50
1:A:834:C:C2	1:A:853:G:C2	3.00	0.50
1:A:992:U:H2'	1:A:992:U:O2	2.11	0.50
2:B:80:ILE:HG22	2:B:84:GLU:HG3	1.93	0.50

*Continued on next page...*

*Continued from previous page...*

Atom-1	Atom-2	Interatomic distance (Å)	Clash overlap (Å)
3:C:30:ARG:CG	3:C:30:ARG:NH1	2.73	0.50
5:E:103:GLY:O	5:E:106:PRO:HD2	2.11	0.50
10:J:45:ARG:HB2	10:J:65:LEU:HB3	1.94	0.50
11:K:122:LYS:HB2	11:K:125:PHE:HD2	1.77	0.50
16:P:8:ARG:HB3	16:P:28:ARG:CZ	2.42	0.50
23:X:48:VAL:HG21	23:X:58:ARG:HE	1.77	0.50
1:A:1216:G:H5''	14:N:5:ALA:HB2	1.92	0.50
1:A:686:U:O4	1:A:703:G:O2'	2.17	0.50
1:A:734:G:C2	1:A:735:C:C2	3.00	0.50
2:B:17:PHE:HD1	2:B:18:GLY:H	1.60	0.50
2:B:36:ARG:HG3	2:B:41:ILE:HD12	1.93	0.50
1:A:957:U:H4'	19:S:79:THR:HG23	1.94	0.50
1:A:1517:G:H1'	23:X:101:THR:OG1	2.12	0.50
1:A:590:C:N3	1:A:650:G:C2	2.79	0.49
1:A:66:G:N2	1:A:67:C:C2	2.79	0.49
1:A:688:G:C6	1:A:689:C:N4	2.79	0.49
1:A:793:U:H3'	1:A:794:A:C5'	2.42	0.49
2:B:220:ASP:HA	2:B:230:VAL:HG12	1.93	0.49
1:A:363:A:OP2	12:L:34:ARG:HG2	2.12	0.49
1:A:625:G:OP1	16:P:9:PHE:HB3	2.12	0.49
24:Y:28:A:H3'	24:Y:29:G:C8	2.46	0.49
1:A:1220:G:H2'	1:A:1221:G:O4'	2.12	0.49
1:A:1508:G:H2'	1:A:1509:C:O4'	2.13	0.49
5:E:110:LEU:HB3	5:E:118:ILE:HD12	1.94	0.49
1:A:1353:G:N1	1:A:1354:C:C4	2.80	0.49
1:A:1526:G:N2	1:A:1527:C:C2	2.80	0.49
1:A:219:C:H2'	1:A:220:G:O4'	2.12	0.49
1:A:584:G:H2'	1:A:585:G:C8	2.46	0.49
1:A:662:G:C6	1:A:744:C:N3	2.80	0.49
1:A:799:G:H3'	1:A:800:G:H8	1.77	0.49
1:A:947:G:C6	1:A:948:C:C4	3.00	0.49
3:C:91:LEU:CD2	3:C:99:VAL:HG21	2.43	0.49
1:A:1092:A:H5''	7:G:4:ARG:CZ	2.41	0.49
1:A:1361:G:C6	1:A:1362:C:N3	2.81	0.49
1:A:572:A:N1	1:A:864:A:C5	2.80	0.49
1:A:786:G:N2	1:A:797:C:C2	2.81	0.49
4:D:9:CYS:SG	4:D:26:CYS:SG	3.11	0.49
18:R:16:PRO:HD3	24:Y:24:A:N3	2.28	0.49
21:V:5:ASP:O	21:V:11:GLY:HA3	2.13	0.49
4:D:25:ARG:C	4:D:27:TYR:N	2.66	0.49
12:L:42:THR:HG23	12:L:54:LYS:HG3	1.94	0.49

*Continued on next page...*



*Continued from previous page...*

Atom-1	Atom-2	Interatomic distance (Å)	Clash overlap (Å)
1:A:1008:C:H2'	1:A:1009:G:O4'	2.12	0.49
1:A:1162:C:C2	1:A:1175:G:C2	3.01	0.49
1:A:279:A:H3'	17:Q:95:TYR:CE1	2.45	0.49
1:A:297:G:N2	1:A:301:G:N7	2.60	0.49
1:A:824:C:H2'	1:A:825:G:C8	2.47	0.49
1:A:878:G:H2'	1:A:879:C:C6	2.48	0.49
2:B:84:GLU:HB3	2:B:219:VAL:HG21	1.94	0.49
3:C:29:TYR:C	3:C:29:TYR:CD1	2.86	0.49
5:E:87:SER:CA	5:E:125:SER:HB3	2.36	0.49
7:G:51:GLN:O	7:G:55:GLY:HA2	2.13	0.49
1:A:1414:U:H2'	1:A:1415:G:H8	1.77	0.49
1:A:189:G:C2	1:A:189(A):C:C2	3.01	0.49
6:F:11:ASN:HB3	6:F:14:LEU:HG	1.94	0.49
1:A:1438:G:N2	1:A:1439:C:C2	2.80	0.49
1:A:1506:U:O2'	1:A:1507:A:H5'	2.12	0.49
1:A:264:U:H2'	1:A:265:G:O4'	2.13	0.49
1:A:548:G:C6	1:A:549:C:N4	2.80	0.49
4:D:3:ARG:HD2	4:D:118:ARG:CZ	2.43	0.49
16:P:6:LEU:HG	16:P:17:TYR:HB3	1.95	0.49
1:A:277:C:H5'	17:Q:68:ARG:NH2	2.28	0.49
24:Y:36:A:H2'	24:Y:37:U:O4'	2.12	0.49
1:A:399:G:N2	1:A:400:C:C2	2.81	0.49
1:A:803:G:H2'	1:A:804:U:O4'	2.13	0.49
1:A:862:C:H2'	1:A:863:U:O4'	2.13	0.49
13:M:14:ARG:HA	13:M:43:THR:O	2.13	0.49
20:T:30:LYS:HE3	20:T:72:LEU:HD23	1.85	0.49
23:X:17:ARG:HG2	23:X:25:GLN:HE22	1.78	0.49
1:A:1536:C:N4	24:Y:29:G:H1	2.11	0.49
1:A:1095:U:P	1:A:1108:G:H1	2.36	0.49
1:A:1333:A:H2'	1:A:1334:G:O4'	2.12	0.49
1:A:216:G:C2	1:A:217:C:N3	2.81	0.49
1:A:437:U:H3'	1:A:438:G:H8	1.78	0.49
1:A:573:A:H2'	1:A:574:A:O4'	2.12	0.49
1:A:590:C:H42	1:A:649:G:H1	1.61	0.49
1:A:982:U:H4'	1:A:983:A:O4'	2.13	0.49
7:G:74:GLU:HG2	7:G:91:VAL:HG22	1.94	0.49
13:M:32:GLU:OE1	13:M:64:TRP:HH2	1.96	0.49
1:A:1130:A:N6	1:A:1144:G:H21	2.10	0.48
1:A:1245:A:H2'	1:A:1246:C:C6	2.48	0.48
1:A:1418:A:N6	1:A:1482:G:O2'	2.46	0.48
1:A:1507:A:H2'	1:A:1508:G:O4'	2.12	0.48

*Continued on next page...*

*Continued from previous page...*

Atom-1	Atom-2	Interatomic distance (Å)	Clash overlap (Å)
1:A:316:G:H1	1:A:337:C:N4	2.11	0.48
1:A:35:G:C6	1:A:36:C:N4	2.81	0.48
1:A:399:G:C6	1:A:400:C:N4	2.81	0.48
1:A:1365:G:C6	1:A:1366:C:C4	3.01	0.48
1:A:321:A:H2'	1:A:322:C:C6	2.47	0.48
1:A:585:G:O3'	17:Q:34:LYS:NZ	2.45	0.48
1:A:638:G:H2'	1:A:639:G:O4'	2.14	0.48
23:X:7:THR:HG21	23:X:62:TYR:HB2	1.94	0.48
1:A:1025:U:H2'	1:A:1026:G:H8	1.76	0.48
1:A:127:G:C2	1:A:235:C:N3	2.81	0.48
1:A:189(K):U:H2'	1:A:189(L):G:H8	1.78	0.48
1:A:715:A:H2'	1:A:716:A:C8	2.47	0.48
1:A:977:A:H2'	1:A:978:A:H5''	1.95	0.48
4:D:30:LYS:C	4:D:32:ALA:H	2.16	0.48
1:A:1050:G:C6	1:A:1051:C:N4	2.81	0.48
1:A:376:G:H2'	1:A:377:G:H8	1.79	0.48
7:G:65:ALA:HB1	7:G:127:ALA:HB3	1.95	0.48
19:S:71:LEU:HG	19:S:71:LEU:H	1.41	0.48
1:A:1536:C:H42	24:Y:29:G:H1	1.60	0.48
1:A:192:U:H2'	1:A:193:C:C6	2.48	0.48
1:A:71:C:H2'	1:A:72:C:O4'	2.14	0.48
1:A:988:G:C6	1:A:989:C:N3	2.81	0.48
3:C:6:HIS:HA	3:C:7:PRO:HD3	1.73	0.48
5:E:48:ALA:HB3	5:E:54:ALA:HB2	1.94	0.48
25:Z:40:C:H2'	25:Z:41:C:H6	1.79	0.48
25:Z:49:G:H8	25:Z:49:G:O5'	1.97	0.48
1:A:1050:G:N2	1:A:1051:C:C2	2.81	0.48
1:A:1119:C:H42	1:A:1154:G:H1	1.61	0.48
1:A:183:G:H2'	1:A:184:G:O4'	2.13	0.48
1:A:187:C:N3	1:A:191:G:C2	2.82	0.48
1:A:576:G:H3'	1:A:577:G:C5'	2.44	0.48
2:B:7:VAL:HA	2:B:221:LEU:HD23	1.95	0.48
12:L:27:LEU:HG	12:L:28:LYS:N	2.29	0.48
23:X:7:THR:HG22	23:X:46:VAL:HG22	1.95	0.48
1:A:784:C:H42	1:A:798:G:H1	1.62	0.48
2:B:51:LEU:HD23	2:B:55:PHE:CE1	2.48	0.48
5:E:13:ILE:HA	5:E:29:GLY:O	2.14	0.48
8:H:103:VAL:HG21	8:H:110:ALA:HB2	1.95	0.48
19:S:67:VAL:C	19:S:69:HIS:H	2.17	0.48
1:A:1015:A:H2'	1:A:1016:A:C8	2.49	0.48
1:A:1129:C:O5'	1:A:1130:A:H5'	2.14	0.48

*Continued on next page...*

*Continued from previous page...*

Atom-1	Atom-2	Interatomic distance (Å)	Clash overlap (Å)
1:A:130:A:H8	1:A:130:A:OP1	1.97	0.48
1:A:1363(A):A:H1'	1:A:1365:G:N7	2.29	0.48
1:A:499:A:N6	1:A:547:A:C8	2.82	0.48
1:A:540:G:H2'	1:A:541:G:C8	2.49	0.48
11:K:120:ARG:HH11	11:K:126:ARG:HE	1.61	0.48
1:A:1321:C:H4'	13:M:87:TYR:CZ	2.48	0.48
18:R:40:LEU:C	18:R:42:ARG:H	2.17	0.48
23:X:33:GLU:O	23:X:37:LEU:HG	2.14	0.48
1:A:1445:C:O2	1:A:1458:G:C2	2.67	0.48
1:A:192:U:H2'	1:A:193:C:H6	1.77	0.48
1:A:524:G:C2	1:A:525:C:C4	3.02	0.48
1:A:734:G:C6	1:A:735:C:C4	3.02	0.48
1:A:777:A:H2'	1:A:778:G:C8	2.49	0.48
1:A:968:A:C8	1:A:1062:U:H4'	2.49	0.48
1:A:975:A:H4'	1:A:976:G:C5'	2.44	0.48
1:A:1317:C:H2'	1:A:1318:A:C8	2.49	0.47
1:A:1346:A:C8	1:A:1348:U:C2	3.02	0.47
1:A:1464:G:C2	1:A:1465:C:C4	3.02	0.47
1:A:287:U:H2'	1:A:288:A:H8	1.78	0.47
1:A:708:C:H2'	1:A:709:G:H8	1.79	0.47
1:A:799:G:H3'	1:A:800:G:C8	2.49	0.47
2:B:223:ILE:HD12	2:B:230:VAL:HG11	1.95	0.47
10:J:4:ILE:N	10:J:73:ASP:OD1	2.47	0.47
1:A:1050:G:C2	1:A:1209:C:C2	3.02	0.47
1:A:1410:G:C6	1:A:1411:C:N4	2.83	0.47
1:A:1458:G:H5''	20:T:32:ALA:HB2	1.96	0.47
7:G:150:ALA:C	7:G:152:ALA:H	2.17	0.47
23:X:5:TYR:HD1	23:X:48:VAL:HA	1.78	0.47
1:A:276:G:C2	1:A:277:C:C2	3.02	0.47
1:A:577:G:N2	1:A:578:C:C2	2.82	0.47
1:A:621:A:H2'	1:A:622:A:H8	1.78	0.47
1:A:779:C:O2'	11:K:120:ARG:HD2	2.13	0.47
1:A:774:G:C2	1:A:806:C:N3	2.82	0.47
1:A:509:A:H5'	4:D:55:ALA:HB2	1.96	0.47
20:T:63:ILE:HG21	20:T:81:LYS:HG3	1.97	0.47
21:V:10:ARG:HA	21:V:13:ILE:HD12	1.97	0.47
22:W:57:ILE:HG23	22:W:62:PRO:HA	1.96	0.47
23:X:50:PRO:HA	23:X:55:PRO:HB3	1.97	0.47
25:Z:40:C:H2'	25:Z:41:C:O4'	2.14	0.47
1:A:1404:C:H2'	1:A:1405:G:C8	2.49	0.47
1:A:236:G:C2	1:A:237:C:C2	3.02	0.47

*Continued on next page...*

*Continued from previous page...*

Atom-1	Atom-2	Interatomic distance (Å)	Clash overlap (Å)
1:A:35:G:H2'	1:A:36:C:C6	2.49	0.47
1:A:974:A:H4'	1:A:975:A:H3'	1.95	0.47
3:C:77:ILE:HA	3:C:84:ILE:HB	1.96	0.47
4:D:97:LEU:O	4:D:100:ARG:HB2	2.15	0.47
8:H:49:GLU:HG3	8:H:60:ARG:CB	2.45	0.47
10:J:40:LEU:HD23	10:J:41:PRO:HD2	1.96	0.47
22:W:32:ILE:HD13	22:W:32:ILE:N	2.29	0.47
25:Z:18:G:HO2'	25:Z:19:G:P	2.37	0.47
1:A:1105:A:H2'	1:A:1106:G:H8	1.79	0.47
1:A:10:A:H2'	1:A:11:G:C8	2.49	0.47
1:A:1287:A:H2'	1:A:1288:A:C8	2.49	0.47
1:A:329:A:H4'	1:A:330:C:OP1	2.12	0.47
1:A:46:G:H2'	1:A:366:C:C5	2.50	0.47
1:A:616:G:H1	1:A:624:C:H42	1.62	0.47
1:A:77:G:C8	1:A:77:G:H3'	2.49	0.47
1:A:1190:G:H5'	3:C:176:HIS:CE1	2.50	0.47
3:C:19:GLU:O	3:C:56:ASP:HA	2.15	0.47
8:H:32:LYS:O	8:H:36:LEU:HD12	2.15	0.47
1:A:1163:C:H2'	1:A:1164:G:H8	1.80	0.47
1:A:451:A:C6	1:A:480:U:H2'	2.50	0.47
1:A:553:A:H2'	1:A:554:C:C6	2.49	0.47
1:A:590:C:C2	1:A:650:G:C2	3.02	0.47
1:A:701:C:H1'	1:A:703:G:C5	2.50	0.47
1:A:737:A:H2'	1:A:738:C:C6	2.50	0.47
1:A:8:A:C5	4:D:209:ARG:HB3	2.50	0.47
1:A:1371:G:OP1	9:I:68:GLY:HA2	2.15	0.47
10:J:5:ARG:HD2	10:J:99:LYS:HB2	1.95	0.47
23:X:90:PHE:HD1	23:X:94:ILE:HG21	1.80	0.47
1:A:1258:G:C6	1:A:1259:C:N4	2.83	0.47
1:A:1500:A:H5''	1:A:1508:G:H5''	1.96	0.47
1:A:1399:C:C2	1:A:1502:A:N6	2.83	0.47
1:A:355:C:C4	1:A:356:A:N7	2.83	0.47
1:A:568:G:C2	1:A:883:C:C2	3.02	0.47
1:A:1097:C:H5''	2:B:140:HIS:CE1	2.49	0.47
2:B:188:ALA:HB1	2:B:192:SER:HB3	1.96	0.47
4:D:57:ARG:NH1	4:D:57:ARG:HG3	2.30	0.47
11:K:82:VAL:HB	11:K:108:ILE:HA	1.95	0.47
15:O:63:ARG:HA	15:O:66:LEU:HD12	1.97	0.47
1:A:132:C:H5'	20:T:75:ASN:HD22	1.80	0.47
23:X:45:LEU:HD21	23:X:57:ALA:HB1	1.95	0.47
1:A:1076:C:H2'	1:A:1077:G:H8	1.80	0.47

*Continued on next page...*

*Continued from previous page...*

Atom-1	Atom-2	Interatomic distance (Å)	Clash overlap (Å)
1:A:1469:G:H2'	1:A:1470:G:H8	1.79	0.47
1:A:173:U:H5'	1:A:197:A:O4'	2.14	0.47
1:A:499:A:C6	1:A:547:A:C8	3.03	0.47
1:A:556:C:H2'	1:A:557:G:O4'	2.14	0.47
1:A:975:A:H4'	1:A:976:G:O5'	2.13	0.47
5:E:110:LEU:HB3	5:E:118:ILE:CD1	2.45	0.47
11:K:21:ILE:HG23	11:K:30:VAL:HG22	1.96	0.47
13:M:77:ASN:HA	13:M:80:ARG:NH1	2.30	0.47
24:Y:33:A:H2'	24:Y:33:A:N3	2.30	0.47
1:A:1006:C:N3	1:A:1024:G:H1'	2.30	0.47
1:A:1049:U:O2'	14:N:3:ARG:HD2	2.15	0.47
1:A:216:G:H2'	1:A:217:C:C6	2.50	0.47
1:A:241:C:C2	1:A:286:G:N2	2.83	0.47
1:A:604:G:H2'	1:A:605:U:O4'	2.15	0.47
1:A:778:G:C6	1:A:779:C:C4	3.03	0.47
2:B:220:ASP:O	2:B:224:GLN:HB2	2.14	0.47
1:A:1118:C:P	9:I:9:ARG:HH21	2.38	0.47
10:J:81:THR:HG22	10:J:85:LEU:HD12	1.96	0.47
17:Q:75:ARG:HH12	17:Q:77:VAL:HA	1.79	0.47
1:A:39:G:C6	1:A:40:C:C4	3.03	0.47
1:A:918:A:H2'	1:A:919:A:O4'	2.15	0.47
7:G:24:THR:HA	7:G:27:ILE:HD12	1.96	0.47
10:J:50:ILE:CG1	10:J:60:ARG:HH21	2.27	0.47
12:L:23:LYS:HE2	12:L:89:ARG:HE	1.80	0.47
15:O:14:GLU:HG2	15:O:15:PHE:CD1	2.49	0.47
16:P:2:VAL:HG13	16:P:64:ALA:HA	1.97	0.47
19:S:22:LEU:HA	19:S:25:LYS:HB2	1.97	0.47
25:Z:30:G:N2	25:Z:41:C:C2	2.83	0.47
1:A:1057:G:H2'	1:A:1058:G:C8	2.50	0.47
1:A:501:C:H2'	1:A:502:G:C8	2.50	0.47
1:A:505:G:H2'	1:A:506:G:H8	1.80	0.47
1:A:536:C:H2'	1:A:537:G:H8	1.80	0.47
1:A:778:G:C2	1:A:779:C:C2	3.03	0.47
1:A:910:C:H5''	12:L:97:ARG:HH21	1.78	0.47
4:D:25:ARG:HG3	4:D:30:LYS:HB3	1.97	0.47
5:E:80:ILE:HD11	5:E:142:LEU:HG	1.97	0.47
20:T:12:ALA:O	20:T:15:ARG:HB2	2.15	0.47
23:X:64:LYS:O	23:X:68:GLU:HG2	2.15	0.47
25:Z:43:A:H2'	25:Z:44:A:H8	1.79	0.47
1:A:1006:C:N4	1:A:1023:G:O6	2.48	0.46
1:A:1424:C:N4	1:A:1476:G:H1	2.12	0.46

*Continued on next page...*

*Continued from previous page...*

Atom-1	Atom-2	Interatomic distance (Å)	Clash overlap (Å)
1:A:144:G:H1	1:A:178:C:H42	1.63	0.46
1:A:542:G:C6	1:A:543:C:N4	2.83	0.46
1:A:855:G:C6	1:A:856:C:C4	3.03	0.46
2:B:91:PRO:HB3	2:B:155:LEU:HD11	1.95	0.46
14:N:47:LEU:HB3	14:N:53:LEU:HD21	1.97	0.46
15:O:62:GLN:HA	15:O:65:ARG:NH1	2.31	0.46
22:W:36:ILE:HD13	22:W:41:ARG:HG3	1.97	0.46
1:A:1284:C:H2'	1:A:1285:A:C8	2.50	0.46
1:A:142:G:H2'	1:A:143:A:C8	2.51	0.46
1:A:172:A:H2'	1:A:174:C:C5	2.50	0.46
1:A:200:G:C2	1:A:218:C:C2	3.03	0.46
1:A:518:C:H5''	1:A:519:C:C6	2.50	0.46
1:A:577:G:C2	1:A:578:C:C2	3.03	0.46
1:A:696:A:N3	1:A:786:G:O2'	2.41	0.46
1:A:876:G:C2	1:A:877:C:N3	2.83	0.46
2:B:44:LEU:HA	2:B:47:THR:HB	1.98	0.46
10:J:24:VAL:CG1	10:J:28:ARG:HE	2.28	0.46
11:K:14:VAL:HG21	11:K:34:ASP:HB2	1.97	0.46
1:A:108:G:H5'	1:A:109:A:H5''	1.97	0.46
1:A:109:A:H5'	1:A:110:C:H5	1.79	0.46
1:A:22:G:C2	1:A:23:C:C2	3.04	0.46
1:A:988:G:C6	1:A:989:C:C2	3.03	0.46
3:C:8:ILE:HG23	3:C:16:ARG:HG2	1.96	0.46
3:C:174:PRO:O	3:C:176:HIS:N	2.48	0.46
4:D:177:ASP:HB3	4:D:182:LYS:HB2	1.97	0.46
4:D:173:TRP:HA	4:D:187:ARG:HB3	1.98	0.46
4:D:57:ARG:HB3	4:D:206:PHE:HB2	1.97	0.46
15:O:70:LEU:HD11	15:O:77:ARG:HB3	1.96	0.46
17:Q:59:ILE:HD13	17:Q:73:VAL:HA	1.96	0.46
22:W:13:VAL:HA	22:W:24:VAL:HA	1.97	0.46
1:A:1126:U:C2'	1:A:1126:U:O2	2.63	0.46
17:Q:92:ARG:O	17:Q:95:TYR:HB2	2.16	0.46
23:X:126:GLU:HA	23:X:129:HIS:HB2	1.96	0.46
1:A:1358:U:O4	1:A:1363(A):A:C2	2.61	0.46
1:A:1469:G:H2'	1:A:1470:G:C8	2.51	0.46
1:A:1514:C:H2'	1:A:1515:C:C6	2.50	0.46
1:A:318:G:N2	1:A:336:C:C2	2.84	0.46
1:A:590:C:C2	1:A:650:G:N2	2.83	0.46
1:A:922:G:C2	1:A:923:A:C4	3.03	0.46
1:A:975:A:C8	1:A:975:A:H5''	2.50	0.46
2:B:61:LEU:HD13	2:B:66:GLY:HA3	1.97	0.46

*Continued on next page...*

*Continued from previous page...*

Atom-1	Atom-2	Interatomic distance (Å)	Clash overlap (Å)
11:K:58:PRO:HA	11:K:90:GLY:HA3	1.98	0.46
13:M:51:ALA:O	13:M:55:ARG:HG3	2.15	0.46
18:R:26:LEU:HD11	18:R:39:VAL:HG23	1.97	0.46
19:S:22:LEU:HD11	19:S:31:ILE:HD11	1.97	0.46
1:A:1094:G:HO2'	1:A:1095:U:P	2.39	0.46
1:A:1493:A:H4'	1:A:1494:G:OP1	2.15	0.46
1:A:1508:G:C2	1:A:1509:C:C2	3.04	0.46
9:I:114:TYR:CG	10:J:60:ARG:HB2	2.51	0.46
13:M:48:LEU:HD13	13:M:53:VAL:HG22	1.98	0.46
23:X:38:ALA:HA	23:X:59:ILE:HG23	1.98	0.46
1:A:1144:G:N2	1:A:1146:A:H62	2.13	0.46
1:A:1487:G:C2'	1:A:1488:G:C8	2.99	0.46
1:A:169:C:H2'	1:A:170:U:C6	2.51	0.46
1:A:401:C:H2'	1:A:402:G:H8	1.81	0.46
1:A:601:C:H2'	1:A:602:A:H8	1.80	0.46
1:A:914:A:N6	1:A:915:A:N6	2.64	0.46
1:A:999:C:O2	1:A:1043:C:O2	2.34	0.46
4:D:108:LEU:HD11	4:D:146:ILE:HD13	1.97	0.46
4:D:60:GLU:CD	4:D:199:ASN:H	2.19	0.46
25:Z:64:G:C6	25:Z:65:C:C4	3.04	0.46
1:A:1144:G:H22	1:A:1146:A:H62	1.63	0.46
1:A:715:A:H2'	1:A:716:A:H8	1.81	0.46
1:A:725:G:C6	1:A:726:C:N4	2.84	0.46
5:E:37:ARG:HH12	5:E:111:GLU:HB3	1.80	0.46
7:G:29:LYS:HB3	7:G:105:VAL:HG21	1.97	0.46
8:H:86:ILE:HB	8:H:133:LEU:HD22	1.97	0.46
9:I:48:GLU:N	9:I:49:PRO:HD2	2.30	0.46
1:A:1534:A:N6	24:Y:31:U:H3	2.13	0.46
1:A:1076:C:H2'	1:A:1077:G:C8	2.51	0.46
1:A:369:C:H2'	1:A:370:C:C6	2.51	0.46
1:A:763:G:C2	1:A:764:C:C2	3.03	0.46
1:A:965:A:H4'	1:A:966:G:O5'	2.16	0.46
9:I:22:GLY:HA3	9:I:60:ASP:HB2	1.96	0.46
9:I:46:ALA:HA	9:I:78:LYS:HB2	1.97	0.46
10:J:16:LEU:HD23	10:J:70:ARG:CG	2.33	0.46
15:O:76:GLU:HA	15:O:79:ARG:HH11	1.81	0.46
1:A:1099:G:C2	1:A:1100:C:O2	2.69	0.46
1:A:1102:A:H2'	1:A:1103:C:H6	1.80	0.46
1:A:1353:G:C2	1:A:1354:C:C4	3.04	0.46
1:A:1419:G:C2	1:A:1420:C:C2	3.04	0.46
1:A:23:C:C4	1:A:24:U:C4	3.04	0.46

*Continued on next page...*

*Continued from previous page...*

Atom-1	Atom-2	Interatomic distance (Å)	Clash overlap (Å)
1:A:443:C:N3	1:A:492:G:C2	2.84	0.46
7:G:47:CYS:HA	7:G:50:ILE:HD12	1.99	0.46
1:A:693:G:H1'	7:G:81:GLY:O	2.16	0.46
1:A:522:C:OP2	12:L:69:TYR:OH	2.33	0.46
14:N:41:ARG:HE	14:N:42:ILE:HG13	1.81	0.46
1:A:252:U:H2'	1:A:253:U:C5	2.51	0.45
8:H:111:ILE:HG22	8:H:134:ILE:HD12	1.98	0.45
20:T:10:LEU:HG	20:T:12:ALA:H	1.80	0.45
22:W:32:ILE:N	22:W:32:ILE:CD1	2.78	0.45
1:A:1493:A:H2'	22:W:20:ALA:HA	1.98	0.45
1:A:1494:G:C6	1:A:1495:U:C4	3.04	0.45
1:A:189:G:C6	1:A:189(A):C:C4	3.04	0.45
1:A:323:U:H2'	1:A:324:G:O4'	2.16	0.45
1:A:659:U:H5''	15:O:9:GLN:HE21	1.81	0.45
1:A:832:C:C2	1:A:855:G:C2	3.04	0.45
4:D:4:TYR:HB3	4:D:115:ARG:HH22	1.81	0.45
8:H:79:VAL:HG13	8:H:80:ILE:HG13	1.98	0.45
10:J:70:ARG:HA	10:J:70:ARG:HD3	1.79	0.45
1:A:312:C:H2'	1:A:313:A:H8	1.77	0.45
1:A:548:G:C2	1:A:549:C:C2	3.05	0.45
1:A:585:G:C2	1:A:586:C:C2	3.04	0.45
1:A:601:C:H2'	1:A:602:A:C8	2.51	0.45
2:B:186:ALA:HB3	2:B:200:ILE:HA	1.98	0.45
4:D:35:ARG:HG3	4:D:36:ARG:N	2.31	0.45
5:E:91:LEU:HD11	5:E:110:LEU:HD11	1.99	0.45
19:S:36:ARG:CB	19:S:71:LEU:HD12	2.44	0.45
22:W:15:GLU:HB3	22:W:23:ARG:HB2	1.98	0.45
1:A:1457:G:C5'	1:A:1457:G:H8	2.25	0.45
1:A:1489:G:C2	1:A:1490:C:C2	3.05	0.45
1:A:530:G:N3	1:A:530:G:H2'	2.32	0.45
1:A:643:C:H2'	1:A:644:G:H8	1.82	0.45
1:A:865:A:C2	1:A:866:C:C2	3.05	0.45
6:F:97:PHE:O	18:R:30:ASP:HA	2.16	0.45
1:A:1111:A:N1	3:C:177:THR:HB	2.32	0.45
1:A:1151:A:O2'	1:A:1152:A:H8	1.98	0.45
1:A:1162:C:H2'	1:A:1163:C:C6	2.52	0.45
1:A:1502:A:H2'	1:A:1504:G:N7	2.31	0.45
1:A:1542:U:H4'	18:R:18:ARG:N	2.28	0.45
1:A:914:A:C6	1:A:915:A:N6	2.84	0.45
1:A:914:A:H2'	1:A:915:A:C8	2.52	0.45
4:D:142:PRO:HA	4:D:185:PHE:HD2	1.82	0.45

*Continued on next page...*



*Continued from previous page...*

Atom-1	Atom-2	Interatomic distance (Å)	Clash overlap (Å)
9:I:17:VAL:HG22	9:I:63:ILE:HG12	1.98	0.45
16:P:22:THR:HA	16:P:33:ILE:HD13	1.96	0.45
1:A:564:C:C5	17:Q:31:LEU:HD11	2.52	0.45
18:R:61:LYS:HA	18:R:64:ARG:NH1	2.31	0.45
22:W:23:ARG:HH22	22:W:33:LEU:CD2	2.30	0.45
1:A:1048:G:H2'	1:A:1050:G:H8	1.81	0.45
1:A:600:C:H2'	1:A:601:C:H6	1.81	0.45
1:A:623:C:H2'	1:A:624:C:O4'	2.16	0.45
1:A:6:G:O6	5:E:94:ALA:HA	2.17	0.45
1:A:902:G:H2'	1:A:903:G:H8	1.81	0.45
1:A:914:A:H2'	1:A:915:A:H8	1.81	0.45
1:A:1129:C:H1'	1:A:1132:C:H5	1.80	0.45
1:A:1339:A:H1'	25:Z:41:C:H1'	1.99	0.45
1:A:1418:A:H2'	1:A:1418:A:N3	2.31	0.45
1:A:354:G:N1	1:A:355:C:C4	2.85	0.45
1:A:502:G:C2	1:A:503:C:C2	3.05	0.45
1:A:786:G:C2	1:A:797:C:C2	3.05	0.45
1:A:918:A:H2'	1:A:919:A:C8	2.51	0.45
3:C:22:TRP:HB3	3:C:59:ARG:H	1.81	0.45
5:E:81:GLU:HG3	5:E:90:VAL:HG22	1.98	0.45
10:J:33:GLN:HB3	10:J:75:ILE:HD12	1.99	0.45
19:S:70:LYS:N	19:S:73:GLU:OE2	2.50	0.45
25:Z:22:G:C6	25:Z:23:C:N4	2.85	0.45
1:A:108:G:H22	20:T:15:ARG:HH21	1.65	0.45
1:A:1353:G:C6	1:A:1354:C:N4	2.84	0.45
1:A:384:G:C2	1:A:385:C:C2	3.05	0.45
1:A:501:C:H2'	1:A:502:G:H8	1.81	0.45
1:A:916:G:H2'	1:A:917:G:H8	1.82	0.45
1:A:945:G:H2'	1:A:945:G:N3	2.31	0.45
4:D:201:GLN:CD	5:E:116:THR:OG1	2.55	0.45
3:C:19:GLU:HB2	14:N:52:GLN:HA	1.98	0.45
14:N:47:LEU:CB	14:N:53:LEU:HD21	2.47	0.45
1:A:1114:C:C2	1:A:1187:G:C2	3.05	0.45
1:A:1409:C:H2'	1:A:1410:G:H8	1.79	0.45
1:A:184:G:H2'	1:A:185:A:C8	2.52	0.45
1:A:484:G:OP1	1:A:484:G:H8	2.00	0.45
1:A:499:A:C5	1:A:547:A:N7	2.85	0.45
1:A:746:A:H2'	1:A:747:C:C6	2.52	0.45
1:A:788:U:H2'	1:A:789:U:O4'	2.17	0.45
2:B:178:ARG:NH1	8:H:71:GLY:H	2.15	0.45
1:A:412:A:C4	4:D:35:ARG:NH2	2.71	0.45

*Continued on next page...*

*Continued from previous page...*

Atom-1	Atom-2	Interatomic distance (Å)	Clash overlap (Å)
8:H:91:ARG:HB2	12:L:7:ILE:HG13	1.99	0.45
1:A:707:C:H4'	11:K:20:TYR:CD2	2.52	0.45
12:L:47:LYS:N	12:L:48:PRO:HD2	2.30	0.45
3:C:18:TRP:HZ2	14:N:57:ARG:HG3	1.82	0.45
1:A:1143:G:H2'	1:A:1144:G:O4'	2.17	0.45
1:A:1314:C:H2'	1:A:1315:U:C6	2.51	0.45
1:A:1386:G:H2'	1:A:1387:G:C8	2.50	0.45
1:A:382:A:H2'	1:A:383:A:C8	2.52	0.45
1:A:42:G:C2	1:A:43:C:C2	3.05	0.45
1:A:895:G:C2	1:A:896:C:C2	3.05	0.45
2:B:24:TRP:CZ2	2:B:26:PRO:HG3	2.52	0.45
5:E:151:LEU:HB3	8:H:79:VAL:HG23	1.99	0.45
1:A:1017:G:C6	1:A:1018:C:C4	3.05	0.44
1:A:116:A:C4	1:A:117:G:C8	3.06	0.44
1:A:236:G:C6	1:A:237:C:C4	3.05	0.44
1:A:538:G:OP2	12:L:115:LYS:HB2	2.17	0.44
1:A:615:C:H2'	1:A:616:G:H8	1.81	0.44
1:A:767:A:H2'	1:A:768:A:O4'	2.16	0.44
1:A:985:C:C2	1:A:1221:G:N2	2.85	0.44
9:I:10:ARG:HD3	9:I:105:ASP:HB3	1.99	0.44
23:X:91:ARG:HB2	23:X:94:ILE:HB	1.99	0.44
24:Y:28:A:H3'	24:Y:29:G:H8	1.82	0.44
1:A:1537:U:H3	24:Y:28:A:H61	1.65	0.44
1:A:1118:C:H2'	1:A:1119:C:C6	2.53	0.44
1:A:1207:G:C2	1:A:1208:C:C2	3.05	0.44
1:A:1372:U:H2'	1:A:1373:G:O4'	2.17	0.44
1:A:414:A:H2'	1:A:415:A:O4'	2.18	0.44
1:A:585:G:C6	1:A:586:C:C4	3.05	0.44
1:A:917:G:H2'	1:A:918:A:H8	1.77	0.44
3:C:108:ASN:HD21	3:C:110:ASN:HB2	1.82	0.44
6:F:48:LEU:HD13	6:F:52:ILE:HD12	1.99	0.44
8:H:86:ILE:H	8:H:135:CYS:HA	1.82	0.44
10:J:5:ARG:CG	10:J:71:LEU:HD11	2.47	0.44
1:A:1164:G:N2	1:A:1165:C:C2	2.85	0.44
1:A:1163:C:C2	1:A:1174:G:N2	2.85	0.44
1:A:1282:C:C2	1:A:1283:G:C8	3.05	0.44
1:A:277:C:H5'	17:Q:68:ARG:HH22	1.82	0.44
1:A:321:A:H2'	1:A:322:C:H6	1.83	0.44
1:A:376:G:H5''	16:P:5:ARG:HB2	1.98	0.44
1:A:455:C:H2'	1:A:456:C:C6	2.51	0.44
1:A:502:G:C6	1:A:503:C:C4	3.05	0.44

*Continued on next page...*

*Continued from previous page...*

Atom-1	Atom-2	Interatomic distance (Å)	Clash overlap (Å)
1:A:688:G:C2	1:A:689:C:N3	2.85	0.44
1:A:688:G:H5'	11:K:46:GLY:C	2.38	0.44
1:A:680:C:C2	1:A:711:G:C2	3.05	0.44
1:A:823:G:N1	1:A:824:C:C4	2.86	0.44
1:A:868:C:H2'	1:A:869:G:O4'	2.18	0.44
2:B:172:ILE:H	2:B:172:ILE:HG13	1.25	0.44
7:G:27:ILE:HA	7:G:30:ILE:HD12	2.00	0.44
22:W:13:VAL:HG21	22:W:47:ILE:CG2	2.47	0.44
1:A:109:A:H2'	1:A:326:G:N2	2.32	0.44
1:A:114:U:H2'	1:A:115:G:C8	2.52	0.44
1:A:1179:A:OP2	9:I:93:ARG:NH2	2.50	0.44
1:A:1253:G:C2	1:A:1254:C:C2	3.06	0.44
1:A:931:C:C2	1:A:1387:G:N1	2.85	0.44
1:A:27:G:H2'	1:A:28:G:O4'	2.17	0.44
1:A:302:G:H2'	1:A:303:A:C8	2.52	0.44
1:A:340:U:H2'	1:A:341:C:C6	2.48	0.44
1:A:599:C:H4'	8:H:130:GLY:C	2.37	0.44
1:A:998:G:N1	1:A:999:C:C4	2.85	0.44
3:C:71:ALA:HB2	3:C:115:LEU:HD13	1.98	0.44
5:E:32:VAL:HG12	5:E:44:GLY:HA3	2.00	0.44
6:F:97:PHE:HB2	18:R:32:ARG:CD	2.47	0.44
8:H:34:GLU:O	8:H:37:ARG:HB3	2.18	0.44
12:L:54:LYS:HB3	12:L:70:ILE:HD12	2.00	0.44
9:I:128:ARG:NH1	25:Z:35:A:OP1	2.50	0.44
1:A:1262:C:N4	1:A:1273:G:H1	2.15	0.44
1:A:988:G:C6	1:A:989:C:C4	3.06	0.44
2:B:17:PHE:HB2	2:B:41:ILE:HG23	1.99	0.44
2:B:90:MET:HA	2:B:91:PRO:HD2	1.74	0.44
8:H:66:GLY:HA3	8:H:77:GLU:HB3	1.99	0.44
1:A:1147:C:H2'	1:A:1148:U:C6	2.53	0.44
1:A:1257:U:H4'	1:A:1258:G:O5'	2.17	0.44
1:A:370:C:N3	1:A:392:G:C2	2.86	0.44
1:A:711:G:H2'	1:A:712:A:H8	1.83	0.44
1:A:932:C:H5'	7:G:3:ARG:HB2	1.98	0.44
1:A:1360:A:H2'	1:A:1361:G:C8	2.53	0.44
1:A:306:G:C6	1:A:307:C:C4	3.06	0.44
1:A:310:G:C2	1:A:311:C:C2	3.05	0.44
1:A:402:G:N2	1:A:403:C:C2	2.86	0.44
1:A:522:C:H42	1:A:528:C:N4	2.14	0.44
1:A:625:G:H2'	1:A:626:U:C6	2.53	0.44
1:A:866:C:C4	1:A:867:G:H1'	2.53	0.44

*Continued on next page...*

*Continued from previous page...*

Atom-1	Atom-2	Interatomic distance (Å)	Clash overlap (Å)
2:B:115:LEU:HD12	2:B:142:LEU:HD23	1.99	0.44
1:A:413:G:N7	4:D:35:ARG:NH2	2.66	0.44
16:P:45:THR:HA	16:P:46:PRO:HD2	1.87	0.44
16:P:59:TRP:CE3	16:P:62:VAL:HG21	2.53	0.44
1:A:147:G:C2	1:A:176:C:C2	3.06	0.44
1:A:540:G:H2'	1:A:541:G:H8	1.82	0.44
1:A:975:A:H4'	1:A:976:G:H5'	1.99	0.44
6:F:45:LEU:HD12	6:F:59:TYR:CD2	2.49	0.44
22:W:23:ARG:HH22	22:W:33:LEU:HD21	1.82	0.44
1:A:1517:G:C8	23:X:101:THR:HG23	2.53	0.44
25:Z:70:G:C2	25:Z:71:C:C2	3.06	0.44
1:A:1498:U:H4'	1:A:1519:A:H2	1.83	0.44
1:A:179:A:H2'	1:A:180:U:C6	2.52	0.44
1:A:276:G:C6	1:A:277:C:C4	3.06	0.44
1:A:352:C:H4'	1:A:354:G:OP1	2.17	0.44
1:A:416:G:C6	1:A:417:C:C4	3.06	0.44
1:A:662:G:O2'	1:A:836:G:H5'	2.18	0.44
12:L:39:VAL:HG22	12:L:57:LYS:HB2	2.00	0.44
17:Q:18:THR:HG23	17:Q:69:LYS:HE3	2.00	0.44
25:Z:39:C:H2'	25:Z:40:C:C6	2.52	0.44
1:A:1001(A):G:N2	1:A:1040:U:C2	2.86	0.43
1:A:1241:G:C2	1:A:1242:C:C4	3.06	0.43
1:A:1431:C:C2	1:A:1470:G:N2	2.86	0.43
1:A:42:G:C6	1:A:43:C:C4	3.06	0.43
1:A:300:A:H1'	1:A:565:U:O2	2.18	0.43
1:A:616:G:H2'	1:A:617:G:H8	1.82	0.43
1:A:886:G:C2	1:A:912:C:O2	2.71	0.43
2:B:16:HIS:NE2	2:B:203:GLY:HA3	2.33	0.43
5:E:151:LEU:HD22	8:H:79:VAL:HA	2.00	0.43
6:F:19:LEU:HD11	6:F:59:TYR:CE2	2.53	0.43
1:A:1291:G:H4'	9:I:38:GLN:O	2.18	0.43
11:K:33:THR:HA	11:K:39:PRO:HA	1.99	0.43
17:Q:59:ILE:HG23	17:Q:71:PHE:HB3	2.00	0.43
23:X:88:ILE:HD11	23:X:109:PHE:CD2	2.52	0.43
24:Y:38:G:H1	25:Z:34:C:H42	1.66	0.43
1:A:1106:G:C2	1:A:1107:C:C4	3.07	0.43
1:A:1196:U:H5'	1:A:1197:G:H5'	2.00	0.43
1:A:29:G:C2	1:A:555:C:N3	2.87	0.43
15:O:54:ARG:HG3	15:O:55:GLY:N	2.32	0.43
25:Z:29:G:C2	25:Z:42:G:C2	3.06	0.43
25:Z:47:U:C2	25:Z:48:C:H5	2.37	0.43

*Continued on next page...*

*Continued from previous page...*

Atom-1	Atom-2	Interatomic distance (Å)	Clash overlap (Å)
1:A:1018:C:H2'	1:A:1019:C:C6	2.54	0.43
1:A:1050:G:N1	1:A:1051:C:C4	2.86	0.43
1:A:110:C:H2'	1:A:111:G:O4'	2.18	0.43
1:A:1207:G:C6	1:A:1208:C:C4	3.07	0.43
1:A:122:G:N1	1:A:123:C:C2	2.86	0.43
1:A:976:G:C5	1:A:1363(A):A:N6	2.86	0.43
1:A:1412:C:H2'	1:A:1413:A:C8	2.53	0.43
1:A:39:G:C2	1:A:40:C:C2	3.06	0.43
1:A:505:G:H2'	1:A:506:G:C8	2.53	0.43
1:A:661:G:C2	1:A:745:C:N3	2.87	0.43
1:A:876:G:C2	1:A:877:C:C2	3.06	0.43
10:J:8:LEU:O	10:J:69:ASN:HA	2.17	0.43
16:P:21:VAL:CG1	16:P:34:GLU:HB3	2.48	0.43
17:Q:20:THR:HG23	17:Q:43:LEU:HD23	2.01	0.43
23:X:148:ALA:CB	23:X:165:LEU:HD22	2.47	0.43
25:Z:17:C:O2	25:Z:17:C:C2'	2.66	0.43
1:A:101:A:C4	1:A:102:G:C8	3.06	0.43
1:A:1103:C:H2'	1:A:1104:G:O4'	2.18	0.43
1:A:1325:C:H4'	21:V:17:THR:HG21	1.99	0.43
1:A:1347:G:N2	1:A:1373:G:H2'	2.33	0.43
1:A:1387:G:C2	1:A:1388:C:C2	3.06	0.43
1:A:252:U:H2'	1:A:253:U:C6	2.53	0.43
1:A:289:G:C2	1:A:290:C:C2	3.07	0.43
1:A:711:G:H2'	1:A:712:A:C8	2.53	0.43
23:X:116:VAL:O	23:X:164:LEU:HA	2.19	0.43
1:A:1361:G:C2	1:A:1362:C:O2	2.72	0.43
1:A:1427:U:H2'	1:A:1428:A:C8	2.53	0.43
1:A:128:G:N2	1:A:234:C:C2	2.87	0.43
1:A:310:G:C6	1:A:311:C:C4	3.06	0.43
1:A:374:A:C6	1:A:375:U:C4	3.06	0.43
1:A:412:A:N3	4:D:35:ARG:NE	2.65	0.43
1:A:447:G:H3'	1:A:485:G:H22	1.83	0.43
1:A:598:U:H2'	1:A:599:C:C6	2.54	0.43
1:A:724:G:H2'	1:A:725:G:H8	1.83	0.43
1:A:855:G:C2	1:A:856:C:C2	3.06	0.43
1:A:869:G:O2'	1:A:872:A:N7	2.51	0.43
1:A:929:G:C6	1:A:930:C:C4	3.07	0.43
3:C:153:VAL:HA	3:C:197:GLY:O	2.19	0.43
6:F:55:ASP:HA	6:F:56:PRO:HD2	1.89	0.43
8:H:75:ARG:HA	8:H:76:PRO:HD2	1.77	0.43
12:L:116:SER:O	12:L:120:TYR:HD2	2.01	0.43

*Continued on next page...*

*Continued from previous page...*

Atom-1	Atom-2	Interatomic distance (Å)	Clash overlap (Å)
23:X:120:ILE:HD11	23:X:137:LEU:HG	2.00	0.43
1:A:1368:G:N1	1:A:1369:C:C4	2.86	0.43
1:A:927:G:O2'	1:A:1503:A:N7	2.38	0.43
1:A:193:C:H2'	1:A:194:C:C6	2.54	0.43
1:A:502:G:H2'	1:A:503:C:O4'	2.19	0.43
1:A:874:G:C2	1:A:875:C:C4	3.07	0.43
1:A:881:G:C2	1:A:882:C:C2	3.06	0.43
2:B:144:ARG:O	2:B:147:LYS:HB3	2.18	0.43
3:C:30:ARG:HH11	3:C:30:ARG:CB	2.32	0.43
10:J:38:ILE:HA	10:J:39:PRO:HD3	1.89	0.43
23:X:34:ALA:CB	23:X:45:LEU:HD22	2.47	0.43
1:A:1130:A:C6	1:A:1146:A:C5	3.06	0.43
1:A:1283:G:N1	1:A:1284:C:C4	2.86	0.43
1:A:1309:G:H2'	1:A:1310:G:O4'	2.19	0.43
1:A:1464:G:C2	1:A:1465:C:N3	2.87	0.43
1:A:864:A:C2	1:A:865:A:C2	3.07	0.43
1:A:885:G:C2	1:A:886:G:C5	3.06	0.43
4:D:60:GLU:OE1	4:D:198:VAL:HA	2.19	0.43
8:H:85:ARG:HH11	8:H:88:LYS:HA	1.83	0.43
10:J:4:ILE:HA	10:J:100:THR:HA	1.99	0.43
13:M:66:LEU:HA	13:M:70:LEU:HD12	2.01	0.43
13:M:8:GLU:HG3	13:M:22:ILE:HA	2.01	0.43
1:A:126:G:H2'	1:A:127:G:O4'	2.19	0.43
1:A:1407:C:H2'	1:A:1408:A:H8	1.84	0.43
1:A:1508:G:C6	1:A:1509:C:C4	3.07	0.43
1:A:32:A:H2'	1:A:33:A:C8	2.53	0.43
1:A:662:G:N1	1:A:744:C:C2	2.86	0.43
1:A:903:G:C2	1:A:904:C:C2	3.07	0.43
1:A:1346:A:H2'	7:G:10:ARG:HH22	1.84	0.43
19:S:58:VAL:HA	19:S:59:PRO:HD3	1.85	0.43
25:Z:64:G:C5	25:Z:65:C:C4	3.07	0.43
1:A:1030:C:H2'	1:A:1030(A):G:C8	2.53	0.43
1:A:1233:G:C2	1:A:1234:C:C2	3.07	0.43
1:A:394:G:N2	1:A:395:C:C2	2.87	0.43
1:A:394:G:C2	1:A:395:C:C2	3.06	0.43
1:A:501:C:OP1	12:L:117:ARG:NH2	2.51	0.43
1:A:52:G:C6	1:A:53:A:C5	3.07	0.43
1:A:676:A:H2'	1:A:677:U:C6	2.54	0.43
1:A:748:C:H4'	1:A:749:C:O5'	2.19	0.43
1:A:828:A:H2'	1:A:829:G:O4'	2.18	0.43
1:A:971:G:H1'	1:A:1365:G:O2'	2.18	0.43

*Continued on next page...*

*Continued from previous page...*

Atom-1	Atom-2	Interatomic distance (Å)	Clash overlap (Å)
4:D:35:ARG:O	4:D:37:PRO:HD3	2.18	0.43
11:K:31:THR:HG23	11:K:42:TRP:HB3	2.01	0.43
22:W:32:ILE:HD13	22:W:32:ILE:H	1.83	0.43
23:X:37:LEU:O	23:X:41:MET:HG2	2.19	0.43
1:A:1443:G:C2	1:A:1444:C:N3	2.86	0.43
1:A:798:G:H2'	1:A:799:G:O4'	2.19	0.43
1:A:917:G:C6	1:A:918:A:C6	3.07	0.43
25:Z:32:OMC:HM22	25:Z:33:U:H5'	2.01	0.43
25:Z:31:G:C2	25:Z:40:C:C2	3.07	0.43
1:A:999:C:C2'	1:A:1000:U:H5'	2.49	0.42
1:A:1117:G:N1	1:A:1184:G:C6	2.87	0.42
1:A:327:A:N3	1:A:329:A:H1'	2.34	0.42
1:A:615:C:H2'	1:A:616:G:C8	2.54	0.42
1:A:70:G:C2	1:A:100:C:C2	3.07	0.42
2:B:15:VAL:HG21	2:B:209:ARG:HG2	2.00	0.42
20:T:72:LEU:HD22	20:T:72:LEU:HA	1.83	0.42
22:W:32:ILE:HD13	22:W:32:ILE:O	2.18	0.42
1:A:1270:C:H2'	1:A:1271:G:H8	1.84	0.42
1:A:1499:A:C4	1:A:1500:A:C8	3.08	0.42
1:A:287:U:H2'	1:A:288:A:C8	2.54	0.42
1:A:313:A:H2'	1:A:314:C:H6	1.76	0.42
1:A:548:G:H2'	1:A:549:C:C6	2.54	0.42
3:C:92:ALA:HA	3:C:99:VAL:HG11	2.01	0.42
7:G:37:ASN:HD21	9:I:41:VAL:H	1.68	0.42
18:R:53:ARG:HH21	18:R:60:ALA:HB2	1.84	0.42
23:X:123:ARG:C	23:X:129:HIS:HE1	2.22	0.42
23:X:129:HIS:N	23:X:130:PRO:HD2	2.34	0.42
1:A:1266:G:N2	1:A:1270:C:N3	2.67	0.42
1:A:1410:G:C2	1:A:1491:G:C2	3.07	0.42
1:A:1537:U:H2'	1:A:1538:C:C6	2.53	0.42
1:A:1541:U:C4	1:A:1542:U:C5	3.07	0.42
1:A:161:A:H2'	1:A:162:A:C8	2.54	0.42
1:A:245:C:C2	1:A:284:G:C2	3.07	0.42
1:A:325:A:H2'	1:A:326:G:O4'	2.19	0.42
1:A:372:C:H4'	1:A:373:A:O5'	2.18	0.42
1:A:399:G:C2	1:A:400:C:C2	3.07	0.42
1:A:406:G:C4	1:A:407:G:C8	3.06	0.42
1:A:538:G:H2'	1:A:539:A:C8	2.55	0.42
1:A:741:G:H2'	1:A:742:G:O4'	2.19	0.42
1:A:790:A:C6	1:A:791:G:C6	3.07	0.42
1:A:784:C:N3	1:A:799:G:C2	2.87	0.42

*Continued on next page...*

*Continued from previous page...*

Atom-1	Atom-2	Interatomic distance (Å)	Clash overlap (Å)
1:A:900:A:H2'	1:A:901:A:C8	2.54	0.42
3:C:113:ALA:N	3:C:114:PRO:CD	2.82	0.42
3:C:29:TYR:O	3:C:29:TYR:CD1	2.71	0.42
17:Q:15:MET:HB2	17:Q:18:THR:HB	2.00	0.42
19:S:13:ASP:HA	19:S:16:LEU:HB3	2.02	0.42
23:X:87:SER:HA	23:X:117:LYS:O	2.19	0.42
1:A:1115:C:C2	1:A:1186:G:N2	2.88	0.42
1:A:1198:G:C5	1:A:1199:U:C4	3.07	0.42
1:A:1464:G:N2	1:A:1465:C:N3	2.68	0.42
1:A:1492:A:H8	22:W:19:ASN:HB3	1.84	0.42
1:A:1526:G:C2	1:A:1527:C:C2	3.07	0.42
1:A:306:G:C2	1:A:307:C:C2	3.06	0.42
1:A:402:G:C2	1:A:403:C:C2	3.07	0.42
1:A:406:G:H2'	1:A:407:G:O4'	2.19	0.42
1:A:413:G:O6	4:D:35:ARG:CZ	2.55	0.42
1:A:499:A:H4'	1:A:500:G:H5'	2.01	0.42
1:A:539:A:H2'	1:A:540:G:C8	2.54	0.42
1:A:427:U:O2'	1:A:541:G:OP1	2.34	0.42
1:A:689:C:H2'	1:A:690:G:O4'	2.20	0.42
1:A:677:U:H3	1:A:713:G:H22	1.67	0.42
1:A:717:C:H2'	1:A:734:G:H5'	2.02	0.42
1:A:900:A:H2'	1:A:901:A:H8	1.84	0.42
1:A:92:C:H2'	1:A:93:G:C8	2.54	0.42
1:A:992:U:H4'	1:A:993:G:O5'	2.19	0.42
1:A:1241:G:N1	1:A:1242:C:C4	2.88	0.42
1:A:1419:G:C6	1:A:1420:C:C4	3.07	0.42
1:A:1464:G:C6	1:A:1465:C:N4	2.88	0.42
1:A:184:G:H2'	1:A:185:A:H8	1.84	0.42
1:A:26:A:O2'	4:D:209:ARG:NH2	2.53	0.42
1:A:290:C:H2'	1:A:291:C:O4'	2.19	0.42
1:A:452:A:HO2'	1:A:453:A:H8	1.66	0.42
4:D:101:LEU:HB2	4:D:138:TYR:HB3	2.01	0.42
19:S:70:LYS:N	19:S:70:LYS:CD	2.80	0.42
23:X:24:LYS:HA	25:Z:56:C:N4	2.34	0.42
1:A:1201:A:H4'	1:A:1202:G:O5'	2.19	0.42
1:A:1270:C:H2'	1:A:1271:G:C8	2.54	0.42
1:A:1387:G:C6	1:A:1388:C:C4	3.07	0.42
1:A:328:C:H4'	1:A:329:A:C5'	2.50	0.42
1:A:579:G:H5'	1:A:728:A:H1'	2.01	0.42
1:A:622:A:H3'	1:A:623:C:C6	2.54	0.42
1:A:722:A:H2'	1:A:724:G:C8	2.55	0.42

*Continued on next page...*



*Continued from previous page...*

Atom-1	Atom-2	Interatomic distance (Å)	Clash overlap (Å)
1:A:763:G:C6	1:A:764:C:N4	2.88	0.42
3:C:97:LYS:HE2	3:C:97:LYS:N	2.35	0.42
5:E:14:ARG:HG2	5:E:29:GLY:HA3	2.02	0.42
18:R:58:LEU:HD23	18:R:62:GLU:HB3	2.02	0.42
22:W:53:VAL:CG1	22:W:71:LYS:HA	2.50	0.42
1:A:132:C:C5'	20:T:75:ASN:HD22	2.32	0.42
1:A:243:A:H4'	1:A:244:U:O5'	2.20	0.42
1:A:394:G:C6	1:A:395:C:C4	3.07	0.42
2:B:70:PHE:H	2:B:92:TYR:HA	1.84	0.42
4:D:173:TRP:CD2	4:D:189:PRO:HB3	2.54	0.42
8:H:36:LEU:HD13	8:H:59:LEU:HD22	2.01	0.42
1:A:1068:G:N1	1:A:1069:C:C4	2.87	0.42
1:A:1258:G:C2	1:A:1259:C:N3	2.88	0.42
1:A:232:G:H2'	1:A:233:C:C6	2.55	0.42
1:A:270:A:H2'	1:A:271:C:H6	1.83	0.42
1:A:444:C:H2'	1:A:445:G:H8	1.84	0.42
1:A:51:A:C6	1:A:353:A:C2	3.08	0.42
1:A:823:G:C6	1:A:824:C:N4	2.87	0.42
1:A:985:C:C2	1:A:1221:G:C2	3.08	0.42
3:C:45:LYS:HD3	3:C:45:LYS:HA	1.80	0.42
4:D:190:ASP:H	4:D:193:ASP:HB2	1.84	0.42
9:I:11:LYS:H	9:I:104:ARG:HH12	1.67	0.42
23:X:47:LEU:HD11	23:X:55:PRO:HB2	2.02	0.42
1:A:157:G:C6	1:A:165:C:N3	2.88	0.42
1:A:148:G:C2	1:A:175:C:C2	3.08	0.42
1:A:578:C:H42	1:A:763:G:H1	1.68	0.42
1:A:763:G:C6	1:A:764:C:C4	3.08	0.42
1:A:892:A:C6	1:A:893:C:C4	3.07	0.42
1:A:960:U:H4'	1:A:961:U:H5''	2.01	0.42
1:A:987:G:C2	1:A:988:G:C5	3.08	0.42
4:D:63:LYS:O	4:D:67:ILE:HG13	2.20	0.42
5:E:60:TYR:C	5:E:60:TYR:CD1	2.93	0.42
5:E:152:ARG:HB3	8:H:43:GLY:O	2.19	0.42
15:O:49:ASP:OD2	15:O:52:SER:HB2	2.20	0.42
1:A:1253:G:C6	1:A:1254:C:C4	3.08	0.42
1:A:971:G:N1	1:A:1363(A):A:OP2	2.52	0.42
1:A:1520:G:H2'	1:A:1521:G:C8	2.55	0.42
1:A:201:C:H42	1:A:216:G:H1	1.67	0.42
1:A:377:G:H2'	1:A:378:G:H8	1.83	0.42
1:A:402:G:C6	1:A:403:C:C4	3.08	0.42
1:A:545:C:H5'	4:D:72:GLU:HB2	2.02	0.42

*Continued on next page...*

*Continued from previous page...*

Atom-1	Atom-2	Interatomic distance (Å)	Clash overlap (Å)
1:A:680:C:C2	1:A:711:G:N2	2.88	0.42
1:A:865:A:H2'	1:A:866:C:C6	2.55	0.42
2:B:186:ALA:HB2	2:B:197:VAL:HG11	2.02	0.42
3:C:3:ASN:HB2	3:C:4:LYS:H	1.76	0.42
4:D:19:LEU:HD22	4:D:67:ILE:HG12	2.01	0.42
9:I:7:THR:HB	9:I:83:ARG:HH11	1.82	0.42
11:K:18:ARG:HA	11:K:81:ASP:H	1.85	0.42
22:W:32:ILE:HB	22:W:63:THR:O	2.19	0.42
1:A:1060:C:C2	1:A:1198:G:C2	3.08	0.41
1:A:954:G:H21	1:A:1227:A:H62	1.68	0.41
1:A:1285:A:H4'	1:A:1286:A:O5'	2.19	0.41
1:A:1405:G:N2	1:A:1517:G:H22	2.18	0.41
1:A:490:G:H2'	1:A:491:G:C8	2.55	0.41
1:A:577:G:C6	1:A:578:C:C4	3.08	0.41
1:A:620:C:C4	4:D:135:LEU:HD22	2.54	0.41
1:A:678:U:H2'	1:A:679:C:C6	2.54	0.41
1:A:702:A:H8	1:A:702:A:OP1	2.03	0.41
3:C:174:PRO:C	3:C:176:HIS:N	2.73	0.41
1:A:1029:C:H2'	1:A:1030:C:C6	2.55	0.41
1:A:1347:G:HO2'	1:A:1348:U:P	2.38	0.41
1:A:400:C:H2'	1:A:401:C:O4'	2.20	0.41
1:A:582:U:C2	1:A:760:G:C6	3.08	0.41
1:A:763:G:N2	1:A:764:C:C2	2.88	0.41
1:A:881:G:C6	1:A:882:C:C4	3.08	0.41
1:A:920:U:H2'	1:A:921:U:H6	1.83	0.41
4:D:13:ARG:HD2	4:D:38:TYR:O	2.20	0.41
9:I:96:LEU:HG	9:I:101:PHE:HB2	2.02	0.41
13:M:113:PRO:HB2	13:M:114:ARG:H	1.68	0.41
1:A:128:G:C6	1:A:129:U:C4	3.08	0.41
1:A:19:C:O2	1:A:917:G:C2	2.73	0.41
1:A:22:G:OP1	1:A:885:G:H5'	2.20	0.41
1:A:416:G:C2	1:A:417:C:C2	3.09	0.41
1:A:435:C:H2'	1:A:436:C:C6	2.56	0.41
1:A:477:A:H2'	1:A:479:C:C6	2.55	0.41
1:A:688:G:C2	1:A:689:C:C2	3.08	0.41
2:B:195:ASP:O	8:H:74:PRO:HG2	2.20	0.41
13:M:19:LEU:O	13:M:22:ILE:HG13	2.19	0.41
22:W:23:ARG:HG2	22:W:31:GLU:OE2	2.20	0.41
23:X:137:LEU:HB3	23:X:163:MET:SD	2.60	0.41
25:Z:16:C:C3'	25:Z:17:C:C5'	2.92	0.41
1:A:1171:G:C2	1:A:1172:C:C2	3.07	0.41

*Continued on next page...*

*Continued from previous page...*

Atom-1	Atom-2	Interatomic distance (Å)	Clash overlap (Å)
1:A:1358:U:N3	1:A:1363(A):A:C6	2.81	0.41
1:A:189:G:C6	1:A:189(L):G:C6	3.09	0.41
1:A:289:G:N1	1:A:290:C:C4	2.88	0.41
1:A:363:A:C6	12:L:31:PRO:HD2	2.56	0.41
1:A:397:A:H5'	1:A:398:C:OP1	2.20	0.41
1:A:443:C:C2	1:A:492:G:C2	3.09	0.41
1:A:538:G:H2'	1:A:539:A:H8	1.84	0.41
1:A:689:C:H3'	1:A:690:G:H8	1.85	0.41
1:A:748:C:H1'	1:A:749:C:C5	2.50	0.41
1:A:768:A:C5	1:A:769:G:C8	3.08	0.41
1:A:823:G:C2	1:A:824:C:C2	3.09	0.41
2:B:216:SER:HB2	2:B:233:SER:HB2	2.02	0.41
2:B:83:MET:HG3	2:B:238:LEU:HD22	2.02	0.41
2:B:87:ARG:HE	2:B:219:VAL:HG11	1.85	0.41
3:C:91:LEU:HD21	3:C:99:VAL:HG22	2.00	0.41
12:L:28:LYS:HB2	12:L:33:ARG:NH2	2.35	0.41
12:L:46:LYS:HB3	12:L:47:LYS:H	1.59	0.41
18:R:63:GLN:HE21	18:R:66:LEU:HD23	1.86	0.41
1:A:1216:G:N1	1:A:1217:C:C4	2.89	0.41
1:A:1222:G:N2	1:A:1223:C:C2	2.88	0.41
1:A:939:G:H1'	1:A:1375:A:C2	2.56	0.41
1:A:324:G:N2	1:A:326:G:H3'	2.35	0.41
1:A:333:G:C2	1:A:334:C:C2	3.08	0.41
1:A:76:C:C2'	1:A:77:G:H5'	2.50	0.41
1:A:877:C:H2'	1:A:878:G:C8	2.55	0.41
1:A:931:C:N3	1:A:1387:G:C6	2.89	0.41
10:J:32:ALA:CB	10:J:74:ILE:HG23	2.51	0.41
15:O:82:ILE:HD13	15:O:88:ARG:HH22	1.85	0.41
13:M:88:ARG:HD2	19:S:3:ARG:HH21	1.85	0.41
23:X:90:PHE:HB2	23:X:120:ILE:HG12	2.03	0.41
25:Z:31:G:N2	25:Z:40:C:C2	2.88	0.41
1:A:1476:G:C2	1:A:1477:C:C2	3.09	0.41
1:A:447:G:H2'	1:A:485:G:N2	2.35	0.41
1:A:548:G:N2	1:A:549:C:C2	2.88	0.41
1:A:590:C:N4	1:A:649:G:H1	2.19	0.41
1:A:76:C:H2'	1:A:77:G:H5'	2.02	0.41
1:A:77:G:C3'	1:A:77:G:C8	3.03	0.41
2:B:42:ILE:HD11	2:B:190:THR:HB	2.01	0.41
3:C:115:LEU:HA	3:C:118:GLN:HE21	1.86	0.41
4:D:165:MET:HA	4:D:168:ARG:HG2	2.03	0.41
5:E:11:ILE:HB	5:E:31:LEU:HD12	2.02	0.41

*Continued on next page...*

*Continued from previous page...*

Atom-1	Atom-2	Interatomic distance (Å)	Clash overlap (Å)
5:E:132:ALA:O	5:E:136:MET:HG2	2.20	0.41
10:J:61:GLU:OE2	14:N:58:LYS:HG2	2.19	0.41
1:A:966:G:C2	25:Z:34:C:H5'	2.56	0.41
25:Z:42:G:H3'	25:Z:43:A:H8	1.85	0.41
1:A:1295:G:C6	1:A:1296:C:C4	3.08	0.41
1:A:1310:G:C2	1:A:1328:C:N3	2.88	0.41
1:A:241:C:C2	1:A:286:G:C2	3.09	0.41
1:A:642:A:C5	1:A:643:C:C5	3.08	0.41
1:A:664:G:N2	1:A:741:G:H1	2.15	0.41
1:A:774:G:C2	1:A:806:C:C2	3.08	0.41
1:A:939:G:C2	1:A:940:C:N3	2.89	0.41
1:A:972:C:P	10:J:57:LYS:HD2	2.61	0.41
16:P:25:ARG:H	16:P:25:ARG:HG3	1.68	0.41
18:R:31:LEU:HD22	18:R:66:LEU:HB2	2.03	0.41
22:W:56:GLU:HB2	22:W:68:VAL:HG22	2.03	0.41
23:X:54:PRO:HA	23:X:55:PRO:HD3	1.91	0.41
1:A:1132:C:H2'	1:A:1133:G:H8	1.84	0.41
1:A:1280:A:H3'	1:A:1281:U:H5''	2.03	0.41
1:A:932:C:C2	1:A:1386:G:C2	3.09	0.41
1:A:1407:C:H2'	1:A:1408:A:C8	2.56	0.41
1:A:1440:C:H3'	1:A:1441:G:H8	1.86	0.41
1:A:1536:C:N3	24:Y:30:G:C2	2.89	0.41
1:A:384:G:C6	1:A:385:C:C4	3.09	0.41
1:A:392:G:H2'	1:A:393:A:H8	1.83	0.41
1:A:500:G:C6	1:A:501:C:N4	2.89	0.41
1:A:588:G:C2	1:A:589:C:C4	3.09	0.41
1:A:648:A:H2'	1:A:649:G:H8	1.86	0.41
1:A:926:G:C6	1:A:1505:G:C6	3.09	0.41
1:A:929:G:C2	1:A:930:C:C2	3.09	0.41
2:B:224:GLN:HG3	2:B:229:VAL:HG22	2.02	0.41
5:E:126:ARG:HA	5:E:126:ARG:HD3	1.89	0.41
6:F:8:ILE:HG23	6:F:85:VAL:HG13	2.03	0.41
11:K:40:ILE:HG13	11:K:40:ILE:H	1.63	0.41
19:S:78:ARG:HE	19:S:78:ARG:HB3	1.70	0.41
23:X:17:ARG:HG3	23:X:28:ILE:HG13	2.03	0.41
25:Z:47:U:H4'	25:Z:48:C:H5'	2.03	0.41
25:Z:53:G:H3'	25:Z:54:5MU:H71	2.01	0.41
1:A:70:G:C2	1:A:100:C:O2	2.74	0.41
1:A:102:G:C2	1:A:103:C:C2	3.09	0.41
1:A:295:C:C4	1:A:296:U:C4	3.08	0.41
1:A:542:G:N2	1:A:543:C:C2	2.89	0.41

*Continued on next page...*

*Continued from previous page...*

Atom-1	Atom-2	Interatomic distance (Å)	Clash overlap (Å)
1:A:550:G:H2'	1:A:551:U:C6	2.56	0.41
1:A:671:G:C6	1:A:736:C:N4	2.89	0.41
6:F:35:ALA:HA	6:F:67:MET:HB3	2.02	0.41
1:A:1005:A:OP1	1:A:1006:C:OP2	2.37	0.41
1:A:1048:G:C2	1:A:1210:C:N3	2.89	0.41
1:A:1363(A):A:H1'	1:A:1365:G:C5	2.56	0.41
1:A:1443:G:N2	1:A:1444:C:C2	2.89	0.41
1:A:1521:G:H2'	1:A:1522:U:C6	2.56	0.41
1:A:217:C:H2'	1:A:218:C:C6	2.56	0.41
1:A:21:G:C2	1:A:22:G:C6	3.09	0.41
1:A:267:C:H2'	1:A:268:C:C6	2.56	0.41
1:A:333:G:N1	1:A:334:C:C4	2.89	0.41
1:A:542:G:C2	1:A:543:C:C2	3.09	0.41
1:A:588:G:C6	1:A:589:C:N4	2.89	0.41
1:A:867:G:C2	1:A:868:C:C2	3.09	0.41
1:A:903:G:C6	1:A:904:C:C4	3.09	0.41
3:C:193:TYR:CE1	3:C:196:LEU:HD11	2.56	0.41
3:C:58:GLU:H	3:C:65:ALA:HB3	1.85	0.41
9:I:89:ASN:HB3	9:I:92:TYR:CE2	2.55	0.41
10:J:64:GLU:HB3	14:N:59:ALA:HB2	2.03	0.41
22:W:52:ARG:HB2	22:W:52:ARG:HH11	1.85	0.41
1:A:1116:C:H3'	1:A:1117:G:H5''	2.03	0.41
1:A:1225:A:H4'	19:S:78:ARG:HD3	2.03	0.41
1:A:251:G:N1	1:A:266:G:C6	2.89	0.41
1:A:319:G:C2	1:A:320:C:C2	3.08	0.41
1:A:413:G:N7	4:D:35:ARG:CZ	2.82	0.41
1:A:533:A:O2'	1:A:535:A:OP2	2.39	0.41
1:A:671:G:N1	1:A:736:C:C4	2.89	0.41
1:A:895:G:C6	1:A:896:C:C4	3.09	0.41
1:A:926:G:H2'	1:A:1505:G:N3	2.36	0.41
4:D:196:LEU:C	4:D:198:VAL:H	2.25	0.41
5:E:79:GLU:HG3	5:E:93:PRO:HD2	2.03	0.41
10:J:34:VAL:HG13	10:J:74:ILE:HG13	2.02	0.41
11:K:38:ASN:HA	11:K:39:PRO:HD3	1.80	0.41
1:A:691:G:O6	11:K:52:GLY:HA2	2.21	0.41
14:N:16:PHE:HB2	14:N:18:VAL:HG23	2.03	0.41
19:S:33:THR:HG23	19:S:51:VAL:HG13	2.02	0.41
23:X:17:ARG:HA	23:X:28:ILE:HA	2.03	0.41
1:A:1003:G:C2	1:A:1004:A:H1'	2.56	0.40
1:A:1362:C:O2'	1:A:1363:C:O4'	2.37	0.40
1:A:791:G:N2	1:A:1497:G:H4'	2.36	0.40

*Continued on next page...*

*Continued from previous page...*

Atom-1	Atom-2	Interatomic distance (Å)	Clash overlap (Å)
1:A:189(B):C:C2	1:A:189(J):G:N2	2.89	0.40
1:A:198:G:H2'	1:A:199:G:C8	2.56	0.40
1:A:137:C:C2	1:A:227:G:C2	3.09	0.40
1:A:399:G:H2'	1:A:400:C:C6	2.55	0.40
1:A:593:G:N1	1:A:647:C:C2	2.90	0.40
2:B:10:LEU:HD12	2:B:48:MET:HG3	2.03	0.40
5:E:105:VAL:HB	5:E:106:PRO:HD3	2.02	0.40
12:L:5:PRO:HB2	12:L:6:THR:H	1.65	0.40
12:L:36:VAL:HG22	12:L:82:VAL:HG22	2.03	0.40
13:M:79:LYS:HD3	13:M:79:LYS:HA	1.92	0.40
10:J:54:PHE:H	14:N:41:ARG:NH2	2.18	0.40
15:O:87:ILE:HG22	15:O:88:ARG:H	1.85	0.40
23:X:107:LYS:HG3	23:X:144:LEU:HD23	2.02	0.40
23:X:107:LYS:HE3	23:X:144:LEU:HD23	2.03	0.40
24:Y:21:G:H2'	24:Y:22:G:H8	1.85	0.40
1:A:103:C:OP2	20:T:14:LYS:HG3	2.21	0.40
1:A:1068:G:C2	1:A:1069:C:C2	3.10	0.40
1:A:1086:U:H3	1:A:1099:G:N2	2.19	0.40
1:A:130:A:C8	1:A:130:A:OP1	2.75	0.40
1:A:1434:A:H2'	1:A:1435:G:O4'	2.21	0.40
1:A:289:G:C6	1:A:290:C:C4	3.10	0.40
1:A:385:C:N4	1:A:386:C:N4	2.69	0.40
1:A:521:G:C2	1:A:522:C:C4	3.08	0.40
1:A:533:A:C5	1:A:536:C:C4	3.09	0.40
1:A:886:G:N1	1:A:912:C:C2	2.88	0.40
1:A:992:U:C2'	1:A:992:U:O2	2.69	0.40
5:E:76:ILE:HG13	5:E:77:PRO:HD2	2.03	0.40
10:J:74:ILE:HG21	10:J:81:THR:HG21	2.02	0.40
1:A:835:U:OP1	18:R:61:LYS:HB2	2.21	0.40
20:T:97:ALA:HA	20:T:98:PRO:HD2	1.93	0.40
25:Z:31:G:H2'	25:Z:32:OMC:O4'	2.21	0.40
25:Z:53:G:N2	25:Z:62:C:C2	2.90	0.40
1:A:1237:C:H5''	1:A:1238:A:O4'	2.21	0.40
1:A:1411:C:O2'	12:L:94:PRO:HG2	2.20	0.40
1:A:1438:G:C2	1:A:1439:C:C2	3.09	0.40
1:A:335:C:H2'	1:A:336:C:H6	1.86	0.40
1:A:617:G:N1	1:A:618:C:C4	2.89	0.40
1:A:79:G:H2'	1:A:80:G:H8	1.86	0.40
4:D:163:GLU:HA	4:D:166:LYS:HB2	2.04	0.40
1:A:237:C:H5''	17:Q:25:ARG:CZ	2.51	0.40
22:W:13:VAL:O	23:X:125:ARG:NH1	2.54	0.40

*Continued on next page...*

Continued from previous page...

Atom-1	Atom-2	Interatomic distance (Å)	Clash overlap (Å)
23:X:6:LEU:HB3	23:X:10:ARG:HB3	2.03	0.40
1:A:1433:A:H2'	1:A:1434:A:O4'	2.21	0.40
1:A:225:C:H2'	1:A:226:G:H8	1.87	0.40
1:A:79:G:N1	1:A:91:C:C2	2.89	0.40
6:F:30:LEU:HB3	6:F:35:ALA:HB3	2.02	0.40
1:A:881:G:P	12:L:12:ARG:HH22	2.44	0.40
12:L:37:CYS:HA	12:L:58:VAL:HA	2.03	0.40
18:R:22:VAL:HG23	18:R:55:ARG:O	2.21	0.40
6:F:87:ARG:NE	18:R:75:ILE:O	2.54	0.40
1:A:1233:G:C2	1:A:1234:C:C4	3.09	0.40
1:A:1255:G:O2'	1:A:1258:G:N3	2.54	0.40
1:A:1489:G:C6	1:A:1490:C:C4	3.09	0.40
1:A:505:G:C6	1:A:535:A:C2	3.09	0.40
1:A:658:G:H2'	1:A:659:U:C6	2.56	0.40
1:A:744:C:H2'	1:A:745:C:C6	2.57	0.40
1:A:820:U:H4'	1:A:821:G:OP2	2.21	0.40
1:A:924:C:H2'	1:A:925:G:C8	2.57	0.40
9:I:3:GLN:HG3	9:I:20:ARG:HE	1.86	0.40
11:K:29:ILE:HG13	11:K:44:SER:HB2	2.03	0.40
1:A:1048:G:P	14:N:4:LYS:HD2	2.62	0.40
1:A:277:C:P	17:Q:68:ARG:HH22	2.45	0.40
18:R:26:LEU:HD13	18:R:42:ARG:HH21	1.87	0.40
1:A:191:G:O2'	20:T:102:GLY:O	2.23	0.40
22:W:13:VAL:O	22:W:50:GLY:N	2.54	0.40

There are no symmetry-related clashes.

## 5.3 Torsion angles [i](#)

### 5.3.1 Protein backbone [i](#)

In the following table, the Percentiles column shows the percent Ramachandran outliers of the chain as a percentile score with respect to all PDB entries followed by that with respect to all EM entries.

The Analysed column shows the number of residues for which the backbone conformation was analysed, and the total number of residues.

Mol	Chain	Analysed	Favoured	Allowed	Outliers	Percentiles
2	B	232/256 (91%)	187 (81%)	33 (14%)	12 (5%)	<b>2</b> 31

Continued on next page...

*Continued from previous page...*

Mol	Chain	Analysed	Favoured	Allowed	Outliers	Percentiles	
3	C	204/239 (85%)	172 (84%)	20 (10%)	12 (6%)	2	28
4	D	206/209 (99%)	177 (86%)	22 (11%)	7 (3%)	5	42
5	E	148/162 (91%)	126 (85%)	20 (14%)	2 (1%)	14	59
6	F	99/101 (98%)	89 (90%)	7 (7%)	3 (3%)	5	45
7	G	153/156 (98%)	134 (88%)	17 (11%)	2 (1%)	15	61
8	H	136/138 (99%)	118 (87%)	12 (9%)	6 (4%)	3	34
9	I	125/128 (98%)	103 (82%)	21 (17%)	1 (1%)	24	70
10	J	96/105 (91%)	74 (77%)	17 (18%)	5 (5%)	2	31
11	K	117/129 (91%)	99 (85%)	13 (11%)	5 (4%)	3	35
12	L	122/132 (92%)	99 (81%)	19 (16%)	4 (3%)	5	43
13	M	117/126 (93%)	102 (87%)	13 (11%)	2 (2%)	11	56
14	N	58/61 (95%)	42 (72%)	14 (24%)	2 (3%)	5	42
15	O	86/89 (97%)	80 (93%)	6 (7%)	0	100	100
16	P	81/88 (92%)	73 (90%)	7 (9%)	1 (1%)	16	62
17	Q	97/105 (92%)	83 (86%)	12 (12%)	2 (2%)	9	52
18	R	71/88 (81%)	61 (86%)	8 (11%)	2 (3%)	6	46
19	S	80/93 (86%)	61 (76%)	17 (21%)	2 (2%)	7	48
20	T	97/106 (92%)	87 (90%)	3 (3%)	7 (7%)	1	23
21	V	22/27 (82%)	21 (96%)	1 (4%)	0	100	100
22	W	69/72 (96%)	56 (81%)	11 (16%)	2 (3%)	6	45
23	X	160/171 (94%)	140 (88%)	14 (9%)	6 (4%)	4	39
All	All	2576/2781 (93%)	2184 (85%)	307 (12%)	85 (3%)	8	43

All (85) Ramachandran outliers are listed below:

Mol	Chain	Res	Type
2	B	24	TRP
2	B	132	LYS
3	C	12	LEU
3	C	175	LEU
4	D	36	ARG
7	G	55	GLY
8	H	91	ARG
10	J	34	VAL
10	J	50	ILE

*Continued on next page...*



*Continued from previous page...*

Mol	Chain	Res	Type
11	K	13	GLN
11	K	50	TYR
13	M	113	PRO
23	X	54	PRO
2	B	17	PHE
2	B	21	ARG
2	B	207	ALA
3	C	3	ASN
3	C	11	ARG
3	C	14	ILE
7	G	7	ALA
8	H	2	LEU
9	I	56	LEU
10	J	55	LYS
10	J	86	MET
12	L	45	PRO
12	L	46	LYS
20	T	68	LYS
23	X	77	ARG
23	X	126	GLU
2	B	11	LEU
3	C	81	GLY
4	D	9	CYS
5	E	24	ARG
5	E	153	LYS
6	F	15	ASP
8	H	5	PRO
17	Q	67	LYS
17	Q	68	ARG
18	R	17	SER
20	T	9	ASN
20	T	49	ALA
20	T	95	ALA
20	T	97	ALA
20	T	98	PRO
22	W	2	LYS
22	W	70	ARG
2	B	130	ARG
2	B	133	LYS
2	B	204	ASN
2	B	229	VAL
3	C	4	LYS

*Continued on next page...*

*Continued from previous page...*

Mol	Chain	Res	Type
3	C	61	ALA
4	D	32	ALA
6	F	70	ASP
18	R	48	GLY
23	X	8	ASN
23	X	125	ARG
2	B	8	LYS
3	C	108	ASN
4	D	5	ILE
6	F	16	GLN
8	H	55	GLY
12	L	25	PRO
13	M	100	GLY
14	N	15	LYS
16	P	10	GLY
23	X	14	LYS
3	C	168	ALA
4	D	26	CYS
11	K	15	ALA
11	K	102	GLY
19	S	6	LYS
20	T	96	GLY
3	C	51	GLY
8	H	76	PRO
10	J	37	PRO
11	K	48	ILE
12	L	71	PRO
3	C	155	GLY
4	D	197	PRO
14	N	14	PRO
19	S	42	PRO
2	B	233	SER
4	D	130	GLY
8	H	73	ASP

### 5.3.2 Protein sidechains ⓘ

In the following table, the Percentiles column shows the percent sidechain outliers of the chain as a percentile score with respect to all PDB entries followed by that with respect to all EM entries.

The Analysed column shows the number of residues for which the sidechain conformation was analysed, and the total number of residues.

Mol	Chain	Analysed	Rotameric	Outliers	Percentiles	
2	B	202/220 (92%)	152 (75%)	50 (25%)	1	7
3	C	160/188 (85%)	127 (79%)	33 (21%)	1	12
4	D	180/181 (99%)	147 (82%)	33 (18%)	2	16
5	E	115/123 (94%)	92 (80%)	23 (20%)	1	13
6	F	90/90 (100%)	65 (72%)	25 (28%)	0	4
7	G	126/127 (99%)	112 (89%)	14 (11%)	8	38
8	H	119/119 (100%)	88 (74%)	31 (26%)	0	6
9	I	98/99 (99%)	83 (85%)	15 (15%)	3	24
10	J	87/92 (95%)	71 (82%)	16 (18%)	2	16
11	K	90/99 (91%)	69 (77%)	21 (23%)	1	8
12	L	104/109 (95%)	87 (84%)	17 (16%)	3	22
13	M	95/101 (94%)	84 (88%)	11 (12%)	7	36
14	N	49/50 (98%)	37 (76%)	12 (24%)	1	7
15	O	79/80 (99%)	56 (71%)	23 (29%)	0	4
16	P	72/74 (97%)	57 (79%)	15 (21%)	1	11
17	Q	94/97 (97%)	82 (87%)	12 (13%)	5	31
18	R	64/77 (83%)	51 (80%)	13 (20%)	1	12
19	S	71/80 (89%)	53 (75%)	18 (25%)	1	6
20	T	76/82 (93%)	62 (82%)	14 (18%)	2	16
21	V	19/22 (86%)	14 (74%)	5 (26%)	0	5
22	W	62/63 (98%)	50 (81%)	12 (19%)	2	14
23	X	145/150 (97%)	120 (83%)	25 (17%)	2	19
All	All	2197/2323 (95%)	1759 (80%)	438 (20%)	5	13

All (438) residues with a non-rotameric sidechain are listed below:

Mol	Chain	Res	Type
2	B	8	LYS
2	B	12	GLU
2	B	16	HIS
2	B	21	ARG
2	B	23	ARG
2	B	28	PHE
2	B	30	ARG
2	B	44	LEU

*Continued on next page...*

*Continued from previous page...*

Mol	Chain	Res	Type
2	B	50	GLU
2	B	51	LEU
2	B	53	ARG
2	B	60	ASP
2	B	61	LEU
2	B	63	MET
2	B	64	ARG
2	B	67	THR
2	B	76	GLN
2	B	81	VAL
2	B	96	ARG
2	B	97	TRP
2	B	101	MET
2	B	103	THR
2	B	106	LYS
2	B	107	THR
2	B	108	ILE
2	B	110	GLN
2	B	114	ARG
2	B	118	LEU
2	B	121	LEU
2	B	129	GLU
2	B	139	LYS
2	B	144	ARG
2	B	156	LYS
2	B	157	ARG
2	B	168	THR
2	B	172	ILE
2	B	178	ARG
2	B	179	LYS
2	B	180	LEU
2	B	187	LEU
2	B	189	ASP
2	B	190	THR
2	B	195	ASP
2	B	205	ASP
2	B	211	ILE
2	B	214	ILE
2	B	215	LEU
2	B	224	GLN
2	B	230	VAL
2	B	236	TYR

*Continued on next page...*

*Continued from previous page...*

Mol	Chain	Res	Type
3	C	3	ASN
3	C	10	PHE
3	C	11	ARG
3	C	14	ILE
3	C	17	ASP
3	C	21	ARG
3	C	27	LYS
3	C	30	ARG
3	C	42	LEU
3	C	55	VAL
3	C	70	VAL
3	C	79	ARG
3	C	82	GLU
3	C	90	GLU
3	C	91	LEU
3	C	94	LEU
3	C	97	LYS
3	C	99	VAL
3	C	105	GLU
3	C	108	ASN
3	C	119	ARG
3	C	132	ARG
3	C	136	GLN
3	C	162	GLN
3	C	167	TRP
3	C	176	HIS
3	C	177	THR
3	C	179	ARG
3	C	188	LEU
3	C	190	ARG
3	C	191	THR
3	C	202	ILE
3	C	204	LEU
4	D	12	CYS
4	D	13	ARG
4	D	26	CYS
4	D	34	GLU
4	D	36	ARG
4	D	49	ARG
4	D	50	ARG
4	D	52	SER
4	D	53	ASP

*Continued on next page...*

*Continued from previous page...*

Mol	Chain	Res	Type
4	D	61	LYS
4	D	64	LEU
4	D	70	ILE
4	D	78	LEU
4	D	104	VAL
4	D	112	VAL
4	D	118	ARG
4	D	120	LEU
4	D	122	ARG
4	D	131	ARG
4	D	132	ARG
4	D	135	LEU
4	D	139	ARG
4	D	141	ARG
4	D	150	GLU
4	D	153	ARG
4	D	155	LEU
4	D	159	ARG
4	D	165	MET
4	D	174	LEU
4	D	184	LYS
4	D	187	ARG
4	D	193	ASP
4	D	209	ARG
5	E	12	LEU
5	E	14	ARG
5	E	15	ARG
5	E	24	ARG
5	E	25	ARG
5	E	27	ARG
5	E	31	LEU
5	E	32	VAL
5	E	34	VAL
5	E	41	VAL
5	E	56	GLN
5	E	60	TYR
5	E	68	GLU
5	E	71	LEU
5	E	73	ASN
5	E	80	ILE
5	E	82	VAL
5	E	91	LEU

*Continued on next page...*

*Continued from previous page...*

Mol	Chain	Res	Type
5	E	118	ILE
5	E	123	LEU
5	E	144	THR
5	E	150	ARG
5	E	152	ARG
6	F	3	ARG
6	F	15	ASP
6	F	16	GLN
6	F	18	GLN
6	F	21	LEU
6	F	24	GLU
6	F	27	GLN
6	F	28	ARG
6	F	31	GLU
6	F	32	ASN
6	F	38	GLU
6	F	41	GLU
6	F	42	GLU
6	F	45	LEU
6	F	46	ARG
6	F	47	ARG
6	F	54	LYS
6	F	55	ASP
6	F	61	LEU
6	F	69	GLU
6	F	70	ASP
6	F	75	LEU
6	F	82	ARG
6	F	86	ARG
6	F	95	GLU
7	G	5	ARG
7	G	8	GLU
7	G	16	LEU
7	G	21	VAL
7	G	22	LEU
7	G	37	ASN
7	G	57	GLU
7	G	59	LEU
7	G	60	LYS
7	G	72	ARG
7	G	94	ARG
7	G	106	GLN

*Continued on next page...*

*Continued from previous page...*

Mol	Chain	Res	Type
7	G	136	LYS
7	G	149	ARG
8	H	1	MET
8	H	18	ARG
8	H	22	GLU
8	H	23	SER
8	H	25	ASP
8	H	29	SER
8	H	36	LEU
8	H	39	LEU
8	H	45	ILE
8	H	49	GLU
8	H	50	ARG
8	H	53	VAL
8	H	54	ASP
8	H	56	LYS
8	H	58	TYR
8	H	60	ARG
8	H	63	LEU
8	H	64	LYS
8	H	69	ARG
8	H	70	GLN
8	H	77	GLU
8	H	84	ARG
8	H	93	VAL
8	H	99	GLU
8	H	100	ILE
8	H	107	LEU
8	H	109	ILE
8	H	121	ASP
8	H	122	ARG
8	H	134	ILE
8	H	135	CYS
9	I	38	GLN
9	I	40	LEU
9	I	48	GLU
9	I	56	LEU
9	I	60	ASP
9	I	78	LYS
9	I	85	LEU
9	I	91	ASP
9	I	95	LYS

*Continued on next page...*



*Continued from previous page...*

Mol	Chain	Res	Type
9	I	112	LYS
9	I	121	ARG
9	I	124	GLN
9	I	125	TYR
9	I	127	LYS
9	I	128	ARG
10	J	14	LYS
10	J	16	LEU
10	J	17	ASP
10	J	34	VAL
10	J	40	LEU
10	J	49	VAL
10	J	58	ASP
10	J	60	ARG
10	J	61	GLU
10	J	66	ARG
10	J	71	LEU
10	J	76	ASN
10	J	94	VAL
10	J	96	ILE
10	J	98	ILE
10	J	99	LYS
11	K	11	LYS
11	K	12	ARG
11	K	13	GLN
11	K	18	ARG
11	K	25	TYR
11	K	34	ASP
11	K	40	ILE
11	K	44	SER
11	K	48	ILE
11	K	54	ARG
11	K	57	THR
11	K	77	MET
11	K	82	VAL
11	K	84	VAL
11	K	85	ARG
11	K	96	ARG
11	K	98	LEU
11	K	103	LEU
11	K	116	HIS
11	K	117	ASN

*Continued on next page...*

*Continued from previous page...*

Mol	Chain	Res	Type
11	K	126	ARG
12	L	6	THR
12	L	7	ILE
12	L	15	ARG
12	L	17	LYS
12	L	33	ARG
12	L	34	ARG
12	L	41	ARG
12	L	53	ARG
12	L	62	SER
12	L	65	GLU
12	L	70	ILE
12	L	79	GLU
12	L	83	VAL
12	L	89	ARG
12	L	97	ARG
12	L	115	LYS
12	L	126	LYS
13	M	9	ILE
13	M	12	ASN
13	M	27	LYS
13	M	39	ILE
13	M	56	LEU
13	M	90	LEU
13	M	91	ARG
13	M	102	ARG
13	M	110	ARG
13	M	115	LYS
13	M	116	THR
14	N	8	GLU
14	N	12	ARG
14	N	13	THR
14	N	17	LYS
14	N	18	VAL
14	N	25	VAL
14	N	26	ARG
14	N	31	ARG
14	N	40	CYS
14	N	41	ARG
14	N	44	LEU
14	N	60	SER
15	O	5	LYS

*Continued on next page...*

*Continued from previous page...*

Mol	Chain	Res	Type
15	O	6	GLU
15	O	8	LYS
15	O	10	LYS
15	O	13	GLN
15	O	17	ARG
15	O	22	THR
15	O	25	THR
15	O	28	GLN
15	O	34	LEU
15	O	41	GLU
15	O	43	LEU
15	O	54	ARG
15	O	56	LEU
15	O	58	MET
15	O	60	VAL
15	O	64	ARG
15	O	68	ARG
15	O	70	LEU
15	O	71	GLN
15	O	77	ARG
15	O	87	ILE
15	O	88	ARG
16	P	20	VAL
16	P	23	ASP
16	P	25	ARG
16	P	26	ARG
16	P	28	ARG
16	P	39	TYR
16	P	44	THR
16	P	45	THR
16	P	51	VAL
16	P	54	GLU
16	P	55	ARG
16	P	57	ARG
16	P	68	ASP
16	P	76	GLN
16	P	81	ARG
17	Q	16	GLN
17	Q	19	VAL
17	Q	34	LYS
17	Q	36	ILE
17	Q	38	ARG

*Continued on next page...*

*Continued from previous page...*

Mol	Chain	Res	Type
17	Q	63	ARG
17	Q	68	ARG
17	Q	70	ARG
17	Q	81	ARG
17	Q	92	ARG
17	Q	93	GLN
17	Q	98	LEU
18	R	26	LEU
18	R	34	TYR
18	R	36	ASN
18	R	38	GLU
18	R	45	SER
18	R	53	ARG
18	R	54	ARG
18	R	63	GLN
18	R	68	LYS
18	R	69	THR
18	R	75	ILE
18	R	81	PHE
18	R	85	LEU
19	S	5	LEU
19	S	6	LYS
19	S	7	LYS
19	S	15	LEU
19	S	22	LEU
19	S	25	LYS
19	S	29	ARG
19	S	37	ARG
19	S	39	THR
19	S	43	GLU
19	S	63	THR
19	S	65	ASN
19	S	70	LYS
19	S	71	LEU
19	S	77	THR
19	S	78	ARG
19	S	79	THR
19	S	80	TYR
20	T	13	LEU
20	T	15	ARG
20	T	20	LEU
20	T	21	LYS

*Continued on next page...*

*Continued from previous page...*

Mol	Chain	Res	Type
20	T	25	ARG
20	T	36	LEU
20	T	42	GLN
20	T	53	LEU
20	T	57	ARG
20	T	62	LEU
20	T	68	LYS
20	T	72	LEU
20	T	73	HIS
20	T	89	ARG
21	V	3	LYS
21	V	6	ARG
21	V	9	ARG
21	V	12	LYS
21	V	17	THR
22	W	3	GLU
22	W	5	ASP
22	W	12	VAL
22	W	14	THR
22	W	19	ASN
22	W	21	THR
22	W	32	ILE
22	W	48	LEU
22	W	52	ARG
22	W	56	GLU
22	W	58	THR
22	W	61	ASP
23	X	22	ASP
23	X	24	LYS
23	X	32	ARG
23	X	35	LEU
23	X	67	TYR
23	X	73	GLU
23	X	74	LYS
23	X	77	ARG
23	X	78	LYS
23	X	92	VAL
23	X	93	LYS
23	X	94	ILE
23	X	95	ASP
23	X	99	TYR
23	X	118	VAL

*Continued on next page...*

*Continued from previous page...*

Mol	Chain	Res	Type
23	X	119	THR
23	X	132	LEU
23	X	139	ARG
23	X	142	GLU
23	X	144	LEU
23	X	146	ASP
23	X	153	LYS
23	X	162	ASN
23	X	163	MET
23	X	164	LEU

Some sidechains can be flipped to improve hydrogen bonding and reduce clashes. All (33) such sidechains are listed below:

Mol	Chain	Res	Type
2	B	25	ASN
2	B	140	HIS
2	B	146	GLN
2	B	204	ASN
3	C	6	HIS
3	C	31	HIS
3	C	37	GLN
3	C	108	ASN
3	C	118	GLN
3	C	123	GLN
4	D	125	HIS
4	D	129	ASN
4	D	160	GLN
4	D	161	ASN
4	D	201	GLN
5	E	130	ASN
6	F	11	ASN
6	F	27	GLN
6	F	73	ASN
7	G	51	GLN
7	G	64	GLN
7	G	106	GLN
8	H	82	HIS
11	K	13	GLN
12	L	8	ASN
13	M	12	ASN
15	O	9	GLN
18	R	36	ASN

*Continued on next page...*

*Continued from previous page...*

Mol	Chain	Res	Type
19	S	47	HIS
19	S	53	ASN
20	T	75	ASN
23	X	25	GLN
23	X	100	GLN

### 5.3.3 RNA ⓘ

Mol	Chain	Analysed	Backbone Outliers	Pucker Outliers
1	A	1509/1522 (99%)	415 (27%)	101 (6%)
24	Y	17/42 (40%)	6 (35%)	1 (5%)
25	Z	75/77 (97%)	26 (34%)	4 (5%)
All	All	1601/1641 (97%)	447 (27%)	106 (6%)

All (447) RNA backbone outliers are listed below:

Mol	Chain	Res	Type
1	A	7	G
1	A	8	A
1	A	9	G
1	A	13	U
1	A	14	U
1	A	19	C
1	A	22	G
1	A	29	G
1	A	31	G
1	A	32	A
1	A	39	G
1	A	47	C
1	A	48	C
1	A	49	U
1	A	50	A
1	A	51	A
1	A	52	G
1	A	54	C
1	A	61	G
1	A	63	C
1	A	66	G
1	A	68	G
1	A	76	C
1	A	77	G

*Continued on next page...*

*Continued from previous page...*

Mol	Chain	Res	Type
1	A	78	G
1	A	79	G
1	A	81	U
1	A	82	U
1	A	92	C
1	A	93	G
1	A	97	G
1	A	100	C
1	A	108	G
1	A	115	G
1	A	116	A
1	A	120	A
1	A	121	C
1	A	122	G
1	A	129(A)	G
1	A	130	A
1	A	131	C
1	A	142	G
1	A	144	G
1	A	151	A
1	A	157	G
1	A	163	C
1	A	180	U
1	A	181	G
1	A	182	U
1	A	189(E)	U
1	A	189(F)	U
1	A	189(G)	G
1	A	195	A
1	A	197	A
1	A	198	G
1	A	201	C
1	A	203	U
1	A	204	U
1	A	220	G
1	A	223	U
1	A	227	G
1	A	240	C
1	A	244	U
1	A	247	G
1	A	251	G
1	A	252	U

*Continued on next page...*



*Continued from previous page...*

Mol	Chain	Res	Type
1	A	262	A
1	A	266	G
1	A	267	C
1	A	280	C
1	A	281	G
1	A	282	A
1	A	283	C
1	A	288	A
1	A	289	G
1	A	298	A
1	A	301	G
1	A	315	A
1	A	316	G
1	A	321	A
1	A	325	A
1	A	327	A
1	A	328	C
1	A	329	A
1	A	330	C
1	A	332	G
1	A	344	A
1	A	345	C
1	A	347	G
1	A	350	G
1	A	351	G
1	A	352	C
1	A	353	A
1	A	366	C
1	A	367	U
1	A	369	C
1	A	372	C
1	A	373	A
1	A	375	U
1	A	378	G
1	A	384	G
1	A	390	C
1	A	397	A
1	A	398	C
1	A	406	G
1	A	409	G
1	A	412	A
1	A	413	G

*Continued on next page...*

*Continued from previous page...*

Mol	Chain	Res	Type
1	A	421	U
1	A	422	C
1	A	423	G
1	A	429	U
1	A	430	A
1	A	439	A
1	A	441	A
1	A	442	C
1	A	448	A
1	A	450	G
1	A	452	A
1	A	454	C
1	A	470	C
1	A	481	G
1	A	482	A
1	A	484	G
1	A	485	G
1	A	495	A
1	A	496	A
1	A	498	U
1	A	500	G
1	A	509	A
1	A	510	A
1	A	511	C
1	A	517	G
1	A	518	C
1	A	519	C
1	A	521	G
1	A	524	G
1	A	525	C
1	A	527	G
1	A	531	U
1	A	532	A
1	A	534	U
1	A	535	A
1	A	543	C
1	A	545	C
1	A	547	A
1	A	548	G
1	A	559	A
1	A	560	U
1	A	561	U

*Continued on next page...*

*Continued from previous page...*

Mol	Chain	Res	Type
1	A	562	C
1	A	565	U
1	A	568	G
1	A	572	A
1	A	573	A
1	A	574	A
1	A	575	G
1	A	576	G
1	A	577	G
1	A	578	C
1	A	588	G
1	A	596	C
1	A	607	A
1	A	619	U
1	A	622	A
1	A	641	U
1	A	642	A
1	A	653	A
1	A	654	G
1	A	665	A
1	A	671	G
1	A	673	G
1	A	687	A
1	A	688	G
1	A	695	A
1	A	701	C
1	A	702	A
1	A	703	G
1	A	713	G
1	A	717	C
1	A	718	G
1	A	721	G
1	A	723	U
1	A	728	A
1	A	731	G
1	A	733	A
1	A	734	G
1	A	748	C
1	A	749	C
1	A	755	G
1	A	760	G
1	A	777	A

*Continued on next page...*

*Continued from previous page...*

Mol	Chain	Res	Type
1	A	785	G
1	A	787	A
1	A	792	A
1	A	793	U
1	A	794	A
1	A	797	C
1	A	799	G
1	A	802	A
1	A	812	C
1	A	813	U
1	A	815	A
1	A	817	C
1	A	819	A
1	A	820	U
1	A	821	G
1	A	826	C
1	A	828	A
1	A	834	C
1	A	836	G
1	A	839	U
1	A	840	C
1	A	841	U
1	A	853	G
1	A	855	G
1	A	864	A
1	A	865	A
1	A	869	G
1	A	873	A
1	A	874	G
1	A	876	G
1	A	884	U
1	A	885	G
1	A	891	U
1	A	900	A
1	A	902	G
1	A	914	A
1	A	915	A
1	A	919	A
1	A	922	G
1	A	927	G
1	A	932	C
1	A	934	C

*Continued on next page...*

*Continued from previous page...*

Mol	Chain	Res	Type
1	A	935	A
1	A	946	A
1	A	950	U
1	A	958	A
1	A	960	U
1	A	961	U
1	A	965	A
1	A	966	G
1	A	968	A
1	A	969	A
1	A	971	G
1	A	972	C
1	A	974	A
1	A	975	A
1	A	976	G
1	A	977	A
1	A	980	C
1	A	989	C
1	A	991	U
1	A	992	U
1	A	993	G
1	A	994	A
1	A	998	G
1	A	1001	A
1	A	1002	G
1	A	1012	U
1	A	1017	G
1	A	1020	U
1	A	1023	G
1	A	1024	G
1	A	1025	U
1	A	1026	G
1	A	1030	C
1	A	1031	G
1	A	1045	C
1	A	1046	A
1	A	1050	G
1	A	1052	U
1	A	1053	G
1	A	1054	C
1	A	1065	U
1	A	1066	C

*Continued on next page...*

*Continued from previous page...*

Mol	Chain	Res	Type
1	A	1068	G
1	A	1070	U
1	A	1085	U
1	A	1089	G
1	A	1094	G
1	A	1095	U
1	A	1101	A
1	A	1102	A
1	A	1104	G
1	A	1108	G
1	A	1117	G
1	A	1124	G
1	A	1125	U
1	A	1126	U
1	A	1127	G
1	A	1128	C
1	A	1129	C
1	A	1130	A
1	A	1131	G
1	A	1134	G
1	A	1135	U
1	A	1136	U
1	A	1138	G
1	A	1139	G
1	A	1145	C
1	A	1146	A
1	A	1152	A
1	A	1154	G
1	A	1157	A
1	A	1158	C
1	A	1159	U
1	A	1163	C
1	A	1165	C
1	A	1182	G
1	A	1183	A
1	A	1184	G
1	A	1187	G
1	A	1191	A
1	A	1193	G
1	A	1195	C
1	A	1196	U
1	A	1197	G

*Continued on next page...*

*Continued from previous page...*

Mol	Chain	Res	Type
1	A	1200	C
1	A	1201	A
1	A	1202	G
1	A	1212	U
1	A	1213	A
1	A	1214	C
1	A	1215	G
1	A	1218	C
1	A	1225	A
1	A	1227	A
1	A	1238	A
1	A	1240	U
1	A	1250	A
1	A	1253	G
1	A	1254	C
1	A	1256	A
1	A	1257	U
1	A	1258	G
1	A	1260	C
1	A	1270	C
1	A	1278	U
1	A	1279	A
1	A	1281	U
1	A	1282	C
1	A	1285	A
1	A	1286	A
1	A	1287	A
1	A	1299	A
1	A	1300	G
1	A	1301	U
1	A	1302	U
1	A	1303	C
1	A	1305	G
1	A	1317	C
1	A	1318	A
1	A	1319	A
1	A	1320	C
1	A	1323	G
1	A	1336	C
1	A	1338	G
1	A	1340	A
1	A	1346	A

*Continued on next page...*

*Continued from previous page...*

Mol	Chain	Res	Type
1	A	1347	G
1	A	1348	U
1	A	1349	A
1	A	1350	A
1	A	1353	G
1	A	1356	G
1	A	1357	A
1	A	1363	C
1	A	1363(A)	A
1	A	1364	U
1	A	1370	G
1	A	1377	A
1	A	1379	G
1	A	1380	U
1	A	1381	U
1	A	1394	A
1	A	1398	A
1	A	1402	C
1	A	1404	C
1	A	1409	C
1	A	1410	G
1	A	1413	A
1	A	1418	A
1	A	1419	G
1	A	1423	G
1	A	1424	C
1	A	1440	C
1	A	1442	G
1	A	1443	G
1	A	1447	A
1	A	1452	C
1	A	1456	G
1	A	1457	G
1	A	1478	C
1	A	1488	G
1	A	1492	A
1	A	1493	A
1	A	1494	G
1	A	1497	G
1	A	1499	A
1	A	1502	A
1	A	1503	A

*Continued on next page...*



*Continued from previous page...*

Mol	Chain	Res	Type
1	A	1504	G
1	A	1505	G
1	A	1506	U
1	A	1507	A
1	A	1517	G
1	A	1520	G
1	A	1529	G
1	A	1530	G
1	A	1533	C
1	A	1534	A
1	A	1535	C
1	A	1536	C
1	A	1541	U
24	Y	21	G
24	Y	28	A
24	Y	33	A
24	Y	35	A
24	Y	37	U
24	Y	39	U
25	Z	7	G
25	Z	8	4SU
25	Z	9	G
25	Z	16	C
25	Z	17	C
25	Z	17(A)	U
25	Z	18	G
25	Z	19	G
25	Z	20	U
25	Z	21	A
25	Z	26	G
25	Z	42	G
25	Z	43	A
25	Z	44	A
25	Z	45	G
25	Z	47	U
25	Z	48	C
25	Z	49	G
25	Z	52	G
25	Z	59	A
25	Z	61	C
25	Z	67	C
25	Z	68	C

*Continued on next page...*

*Continued from previous page...*

Mol	Chain	Res	Type
25	Z	69	C
25	Z	74	C
25	Z	76	A

All (106) RNA pucker outliers are listed below:

Mol	Chain	Res	Type
1	A	7	G
1	A	13	U
1	A	30	U
1	A	48	C
1	A	51	A
1	A	60	A
1	A	115	G
1	A	119	A
1	A	129(A)	G
1	A	139	G
1	A	141	A
1	A	155	C
1	A	181	G
1	A	197	A
1	A	202	U
1	A	243	A
1	A	250	A
1	A	251	G
1	A	266	G
1	A	279	A
1	A	281	G
1	A	315	A
1	A	327	A
1	A	328	C
1	A	329	A
1	A	344	A
1	A	351	G
1	A	372	C
1	A	428	G
1	A	429	U
1	A	481	G
1	A	484	G
1	A	495	A
1	A	496	A
1	A	509	A

*Continued on next page...*

*Continued from previous page...*

Mol	Chain	Res	Type
1	A	518	C
1	A	531	U
1	A	535	A
1	A	559	A
1	A	560	U
1	A	575	G
1	A	641	U
1	A	687	A
1	A	701	C
1	A	702	A
1	A	733	A
1	A	748	C
1	A	792	A
1	A	812	C
1	A	832	C
1	A	840	C
1	A	872	A
1	A	884	U
1	A	960	U
1	A	965	A
1	A	968	A
1	A	975	A
1	A	992	U
1	A	993	G
1	A	1001	A
1	A	1049	U
1	A	1053	G
1	A	1065	U
1	A	1067	A
1	A	1101	A
1	A	1145	C
1	A	1154	G
1	A	1157	A
1	A	1182	G
1	A	1187	G
1	A	1190	G
1	A	1196	U
1	A	1200	C
1	A	1201	A
1	A	1212	U
1	A	1213	A
1	A	1214	C

*Continued on next page...*

*Continued from previous page...*

Mol	Chain	Res	Type
1	A	1239	A
1	A	1257	U
1	A	1279	A
1	A	1285	A
1	A	1286	A
1	A	1298	C
1	A	1299	A
1	A	1300	G
1	A	1301	U
1	A	1346	A
1	A	1347	G
1	A	1364	U
1	A	1380	U
1	A	1397	C
1	A	1442(B)	A
1	A	1447	A
1	A	1457	G
1	A	1488	G
1	A	1493	A
1	A	1498	U
1	A	1503	A
1	A	1504	G
1	A	1533	C
1	A	1534	A
24	Y	32	A
25	Z	9	G
25	Z	47	U
25	Z	60	U
25	Z	68	C

## 5.4 Non-standard residues in protein, DNA, RNA chains ⓘ

5 non-standard protein/DNA/RNA residues are modelled in this entry.

In the following table, the Counts columns list the number of bonds (or angles) for which Mogul statistics could be retrieved, the number of bonds (or angles) that are observed in the model and the number of bonds (or angles) that are defined in the chemical component dictionary. The Link column lists molecule types, if any, to which the group is linked. The Z score for a bond length (or angle) is the number of standard deviations the observed value is removed from the expected value. A bond length (or angle) with  $|Z| > 2$  is considered an outlier worth inspection. RMSZ is the root-mean-square of all Z scores of the bond lengths (or angles).

Mol	Type	Chain	Res	Link	Bond lengths			Bond angles		
					Counts	RMSZ	# Z  > 2	Counts	RMSZ	# Z  > 2
25	OMC	Z	32	25	15,22,23	0.77	1 (6%)	20,31,34	1.67	2 (10%)
25	G7M	Z	46	25	18,26,27	2.78	3 (16%)	21,39,42	2.86	8 (38%)
25	5MU	Z	54	25	13,22,23	0.87	0	16,32,35	3.46	2 (12%)
25	PSU	Z	55	25	15,21,22	0.93	0	16,30,33	2.46	5 (31%)
25	4SU	Z	8	25	12,21,22	1.10	1 (8%)	15,30,33	1.78	3 (20%)

In the following table, the Chirals column lists the number of chiral outliers, the number of chiral centers analysed, the number of these observed in the model and the number defined in the chemical component dictionary. Similar counts are reported in the Torsion and Rings columns. '-' means no outliers of that kind were identified.

Mol	Type	Chain	Res	Link	Chirals	Torsions	Rings
25	OMC	Z	32	25	-	0/5/27/28	0/2/2/2
25	G7M	Z	46	25	-	0/3/25/26	0/3/3/3
25	5MU	Z	54	25	-	0/3/25/26	0/2/2/2
25	PSU	Z	55	25	-	0/7/25/26	0/2/2/2
25	4SU	Z	8	25	-	0/3/25/26	0/2/2/2

All (5) bond length outliers are listed below:

Mol	Chain	Res	Type	Atoms	Z	Observed(Å)	Ideal(Å)
25	Z	32	OMC	O4'-C1'	2.25	1.44	1.41
25	Z	8	4SU	O4'-C1'	2.30	1.44	1.41
25	Z	46	G7M	C6-C5	3.80	1.49	1.41
25	Z	46	G7M	C8-N7	7.22	1.46	1.33
25	Z	46	G7M	C8-N9	8.01	1.48	1.33

All (20) bond angle outliers are listed below:

Mol	Chain	Res	Type	Atoms	Z	Observed(°)	Ideal(°)
25	Z	54	5MU	C5-C4-N3	-9.16	117.66	125.35
25	Z	46	G7M	N7-C8-N9	-8.32	96.39	108.67
25	Z	46	G7M	C5-C6-N1	-5.30	116.59	123.52
25	Z	8	4SU	C5-C4-N3	-4.28	119.03	123.56
25	Z	55	PSU	C5-C1'-C2'	-3.62	109.29	115.44
25	Z	55	PSU	C5-C6-N1	-3.32	119.75	124.38
25	Z	46	G7M	N3-C2-N1	-2.94	123.56	127.56
25	Z	8	4SU	C6-N1-C2	-2.59	117.10	121.33
25	Z	55	PSU	O4'-C4'-C3'	-2.44	100.21	105.16
25	Z	46	G7M	CN7-N7-C8	-2.37	112.96	125.31
25	Z	46	G7M	C6-C5-C4	-2.36	118.16	120.86

*Continued on next page...*

*Continued from previous page...*

Mol	Chain	Res	Type	Atoms	Z	Observed(°)	Ideal(°)
25	Z	46	G7M	C1'-N9-C4	-2.34	124.20	126.81
25	Z	46	G7M	O5'-C5'-C4'	2.05	116.46	109.09
25	Z	55	PSU	O3'-C3'-C4'	2.95	119.81	111.01
25	Z	32	OMC	O4'-C1'-N1	3.37	114.51	108.10
25	Z	8	4SU	O4'-C1'-N1	3.88	115.47	108.10
25	Z	32	OMC	C6-C5-C4	4.82	119.33	117.44
25	Z	46	G7M	C6-N1-C2	5.77	122.64	115.88
25	Z	55	PSU	C4-N3-C2	7.12	121.10	115.16
25	Z	54	5MU	C4-N3-C2	9.48	123.07	115.16

There are no chirality outliers.

There are no torsion outliers.

There are no ring outliers.

4 monomers are involved in 7 short contacts:

Mol	Chain	Res	Type	Clashes	Symm-Clashes
25	Z	32	OMC	2	0
25	Z	54	5MU	1	0
25	Z	55	PSU	1	0
25	Z	8	4SU	3	0

## 5.5 Carbohydrates [i](#)

There are no carbohydrates in this entry.

## 5.6 Ligand geometry [i](#)

Of 88 ligands modelled in this entry, 88 are monoatomic - leaving 0 for Mogul analysis.

There are no bond length outliers.

There are no bond angle outliers.

There are no chirality outliers.

There are no torsion outliers.

There are no ring outliers.

No monomer is involved in short contacts.

## 5.7 Other polymers [i](#)

There are no such residues in this entry.

## 5.8 Polymer linkage issues [i](#)

The following chains have linkage breaks:

Mol	Chain	Number of breaks
1	A	5
24	Y	2
25	Z	1

All chain breaks are listed below:

Model	Chain	Residue-1	Atom-1	Residue-2	Atom-2	Distance (Å)
1	A	84:U	O3'	88:A	P	5.13
1	A	93:G	O3'	96:U	P	4.66
1	A	204:U	O3'	216:G	P	4.13
1	A	1442(A):G	O3'	1442(B):A	P	4.03
1	A	841:U	O3'	848:C	P	4.00
1	Y	28:A	O3'	29:G	P	3.98
1	Z	71:C	O3'	72:A	P	3.52
1	Y	30:G	O3'	31:U	P	3.26