



Full wwPDB X-ray Structure Validation Report ⓘ

Jan 31, 2016 – 08:44 PM GMT

PDB ID : 1LNQ
Title : CRYSTAL STRUCTURE OF MTHK AT 3.3 Å
Authors : Jiang, Y.; Lee, A.; Chen, J.; Cadene, M.; Chait, B.T.; Mackinnon, R.
Deposited on : 2002-05-03
Resolution : 3.30 Å(reported)

This is a Full wwPDB X-ray Structure Validation Report for a publicly released PDB entry.
We welcome your comments at validation@mail.wwpdb.org
A user guide is available at
<http://wwpdb.org/validation/2016/XrayValidationReportHelp>
with specific help available everywhere you see the ⓘ symbol.

The following versions of software and data (see [references ⓘ](#)) were used in the production of this report:

MolProbity : 4.02b-467
Mogul : 1.7 (RC4), CSD as536be (2015)
Xtriage (Phenix) : 1.9-1692
EDS : rb-20026688
Percentile statistics : 20151230.v01 (using entries in the PDB archive December 30th 2015)
Refmac : 5.8.0135
CCP4 : 6.5.0
Ideal geometry (proteins) : Engh & Huber (2001)
Ideal geometry (DNA, RNA) : Parkinson et al. (1996)
Validation Pipeline (wwPDB-VP) : trunk26865

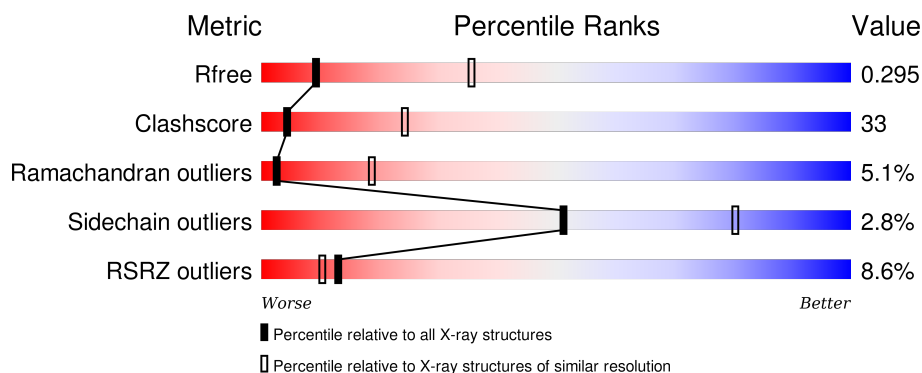
1 Overall quality at a glance i

The following experimental techniques were used to determine the structure:

X-RAY DIFFRACTION

The reported resolution of this entry is 3.30 Å.

Percentile scores (ranging between 0-100) for global validation metrics of the entry are shown in the following graphic. The table shows the number of entries on which the scores are based.



Metric	Whole archive (#Entries)	Similar resolution (#Entries, resolution range(Å))
R_{free}	91344	2060 (3.40-3.20)
Clashscore	102246	1058 (3.38-3.22)
Ramachandran outliers	100387	1038 (3.38-3.22)
Sidechain outliers	100360	1037 (3.38-3.22)
RSRZ outliers	91569	2070 (3.40-3.20)

The table below summarises the geometric issues observed across the polymeric chains and their fit to the electron density. The red, orange, yellow and green segments on the lower bar indicate the fraction of residues that contain outliers for ≥ 3 , 2, 1 and 0 types of geometric quality criteria. A grey segment represents the fraction of residues that are not modelled. The numeric value for each fraction is indicated below the corresponding segment, with a dot representing fractions $\leq 5\%$. The upper red bar (where present) indicates the fraction of residues that have poor fit to the electron density. The numeric value is given above the bar.

Mol	Chain	Length	Quality of chain
1	A	336	<div> <div>8%</div> <div>54%</div> <div>31%</div> <div>•</div> <div>10%</div> </div>
1	B	336	<div> <div>9%</div> <div>52%</div> <div>34%</div> <div>•</div> <div>10%</div> </div>
1	C	336	<div> <div>9%</div> <div>51%</div> <div>34%</div> <div>•</div> <div>10%</div> </div>
1	D	336	<div> <div>8%</div> <div>53%</div> <div>33%</div> <div>•</div> <div>10%</div> </div>
1	E	336	<div> <div>8%</div> <div>53%</div> <div>32%</div> <div>•</div> <div>10%</div> </div>

Continued on next page...

Continued from previous page...

Mol	Chain	Length	Quality of chain
1	F	336	
1	G	336	
1	H	336	

The following table lists non-polymeric compounds, carbohydrate monomers and non-standard residues in protein, DNA, RNA chains that are outliers for geometric or electron-density-fit criteria:

Mol	Type	Chain	Res	Chirality	Geometry	Clashes	Electron density
2	CA	A	337	-	-	-	X

2 Entry composition [i](#)

There are 2 unique types of molecules in this entry. The entry contains 16896 atoms, of which 0 are hydrogens and 0 are deuteriums.

In the tables below, the ZeroOcc column contains the number of atoms modelled with zero occupancy, the AltConf column contains the number of residues with at least one atom in alternate conformation and the Trace column contains the number of residues modelled with at most 2 atoms.

- Molecule 1 is a protein called POTASSIUM CHANNEL RELATED PROTEIN.

Mol	Chain	Residues	Atoms					ZeroOcc	AltConf	Trace
1	A	301	Total	C	N	O	S	0	0	0
			2111	1301	385	418	7			
1	B	301	Total	C	N	O	S	0	0	0
			2111	1301	385	418	7			
1	C	301	Total	C	N	O	S	0	0	0
			2111	1301	385	418	7			
1	D	301	Total	C	N	O	S	0	0	0
			2111	1301	385	418	7			
1	E	301	Total	C	N	O	S	0	0	0
			2111	1301	385	418	7			
1	F	301	Total	C	N	O	S	0	0	0
			2111	1301	385	418	7			
1	G	301	Total	C	N	O	S	0	0	0
			2111	1301	385	418	7			
1	H	301	Total	C	N	O	S	0	0	0
			2111	1301	385	418	7			

- Molecule 2 is CALCIUM ION (three-letter code: CA) (formula: Ca).

Mol	Chain	Residues	Atoms		ZeroOcc	AltConf
2	G	1	Total	Ca	0	0
			1	1		
2	D	1	Total	Ca	0	0
			1	1		
2	E	1	Total	Ca	0	0
			1	1		
2	H	1	Total	Ca	0	0
			1	1		
2	B	1	Total	Ca	0	0
			1	1		
2	C	1	Total	Ca	0	0
			1	1		

Continued on next page...

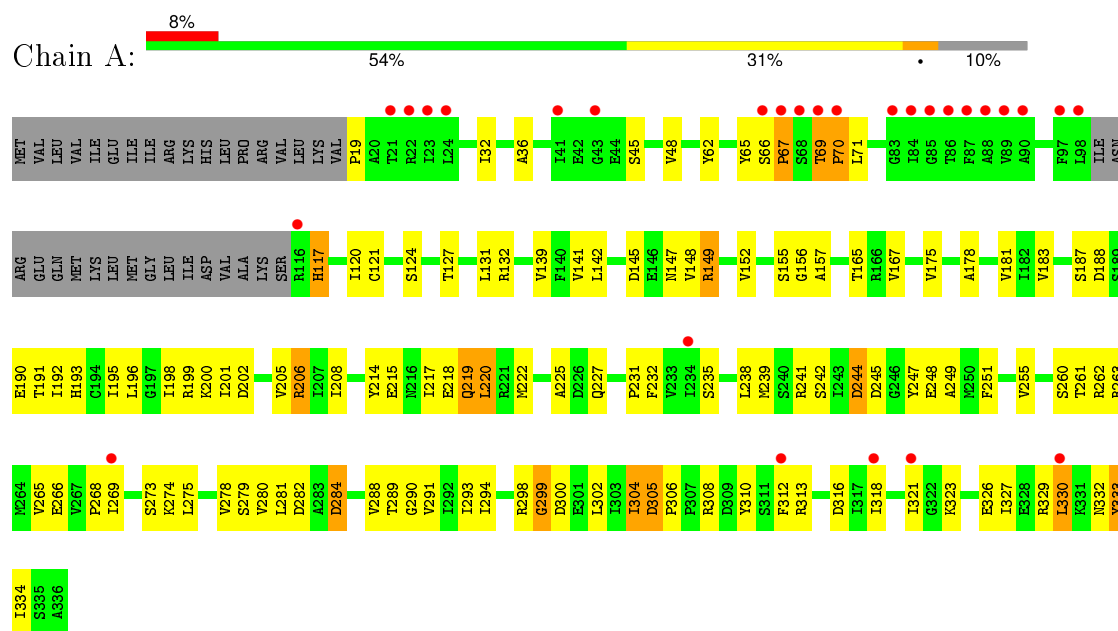
Continued from previous page...

Mol	Chain	Residues	Atoms		ZeroOcc	AltConf
2	A	1	Total 1	Ca 1	0	0
2	F	1	Total 1	Ca 1	0	0

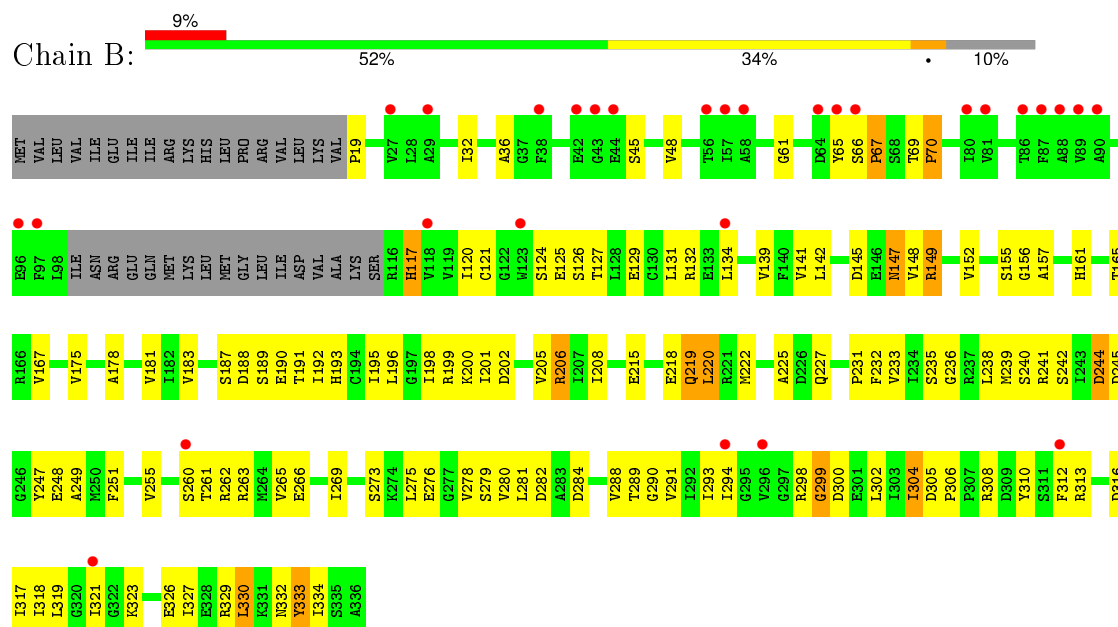
3 Residue-property plots

These plots are drawn for all protein, RNA and DNA chains in the entry. The first graphic for a chain summarises the proportions of errors displayed in the second graphic. The second graphic shows the sequence view annotated by issues in geometry and electron density. Residues are color-coded according to the number of geometric quality criteria for which they contain at least one outlier: green = 0, yellow = 1, orange = 2 and red = 3 or more. A red dot above a residue indicates a poor fit to the electron density ($RSRZ > 2$). Stretches of 2 or more consecutive residues without any outlier are shown as a green connector. Residues present in the sample, but not in the model, are shown in grey.

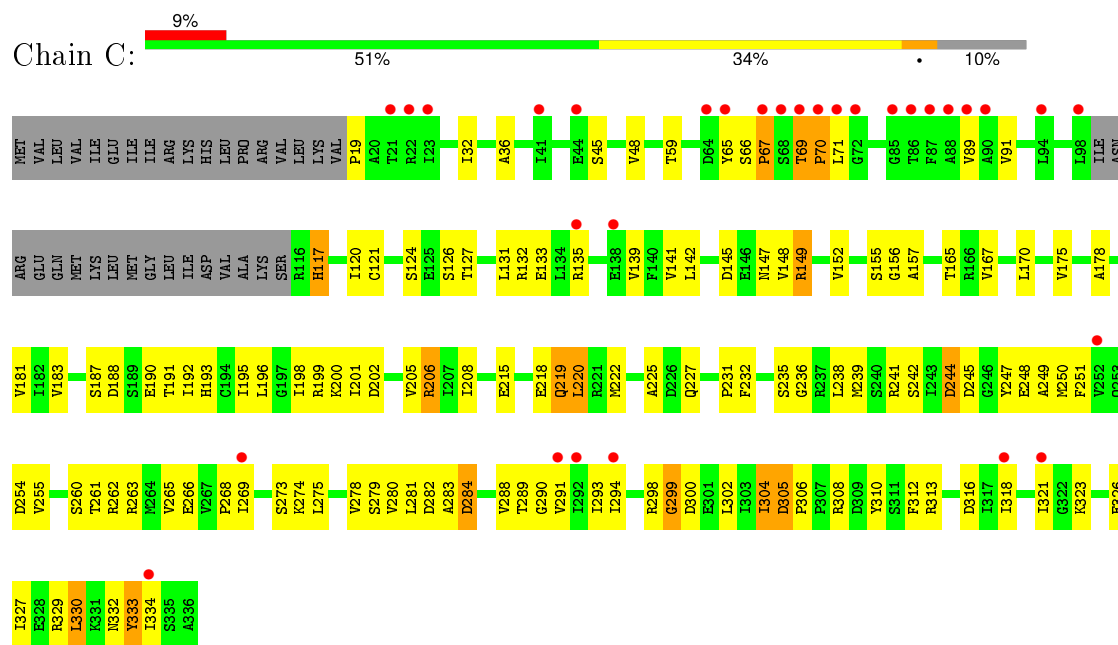
• Molecule 1: POTASSIUM CHANNEL RELATED PROTEIN



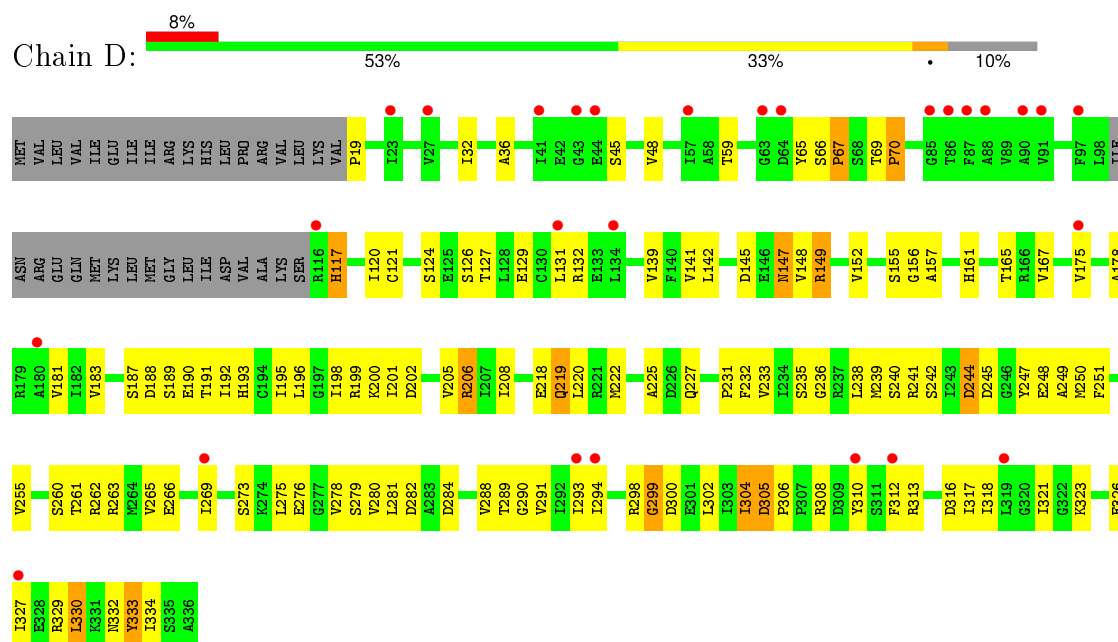
• Molecule 1: POTASSIUM CHANNEL RELATED PROTEIN



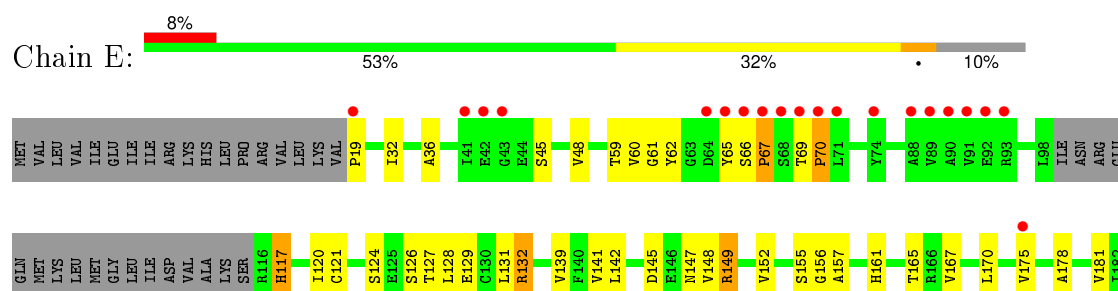
• Molecule 1: POTASSIUM CHANNEL RELATED PROTEIN

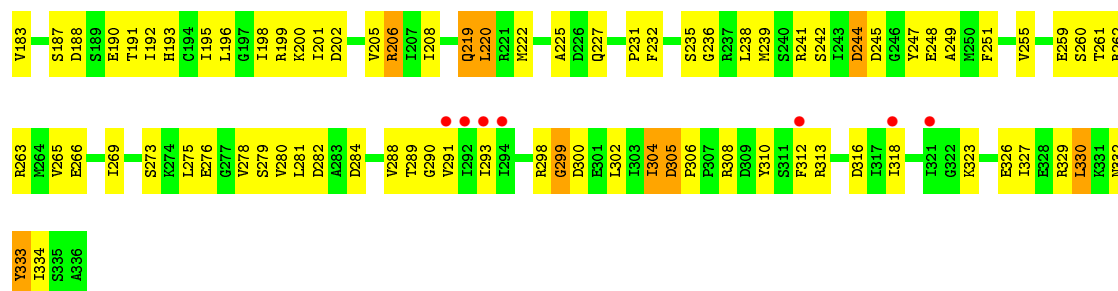


• Molecule 1: POTASSIUM CHANNEL RELATED PROTEIN

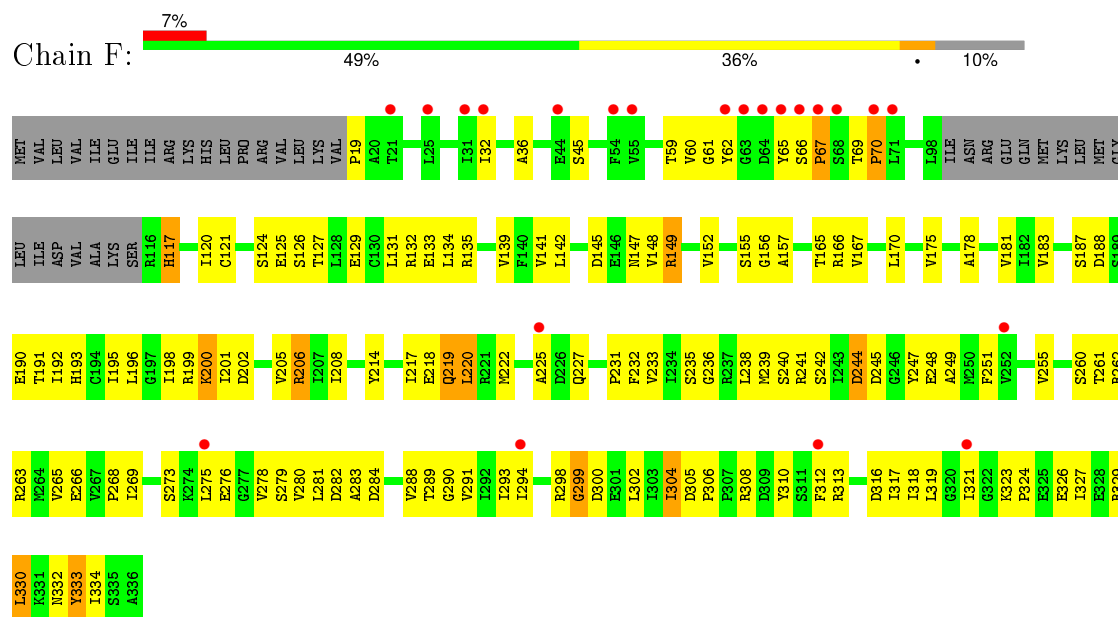


• Molecule 1: POTASSIUM CHANNEL RELATED PROTEIN

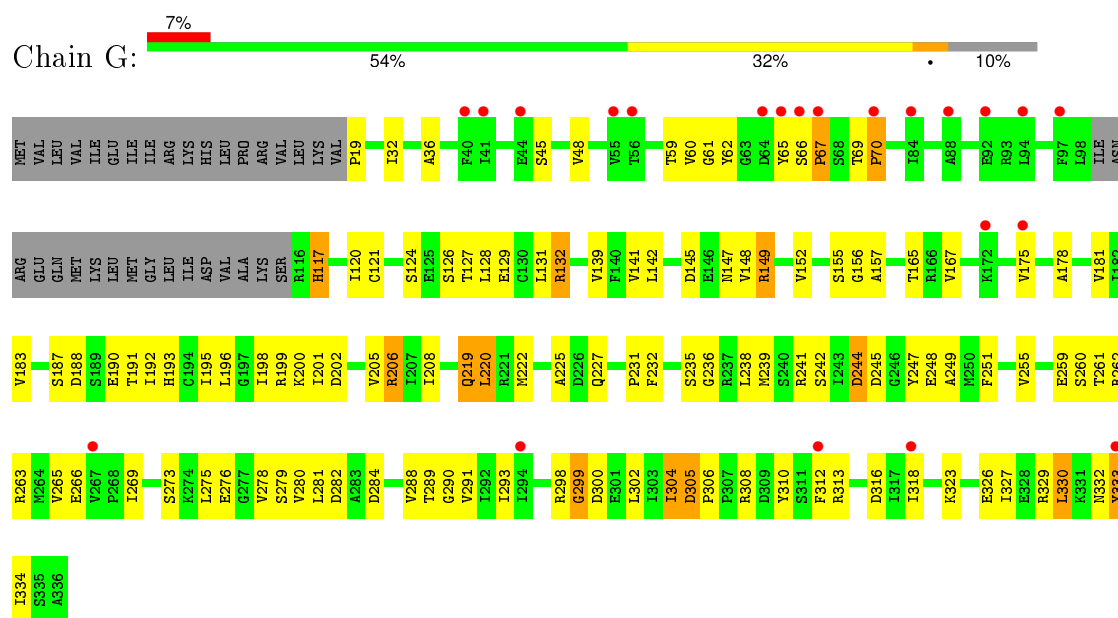




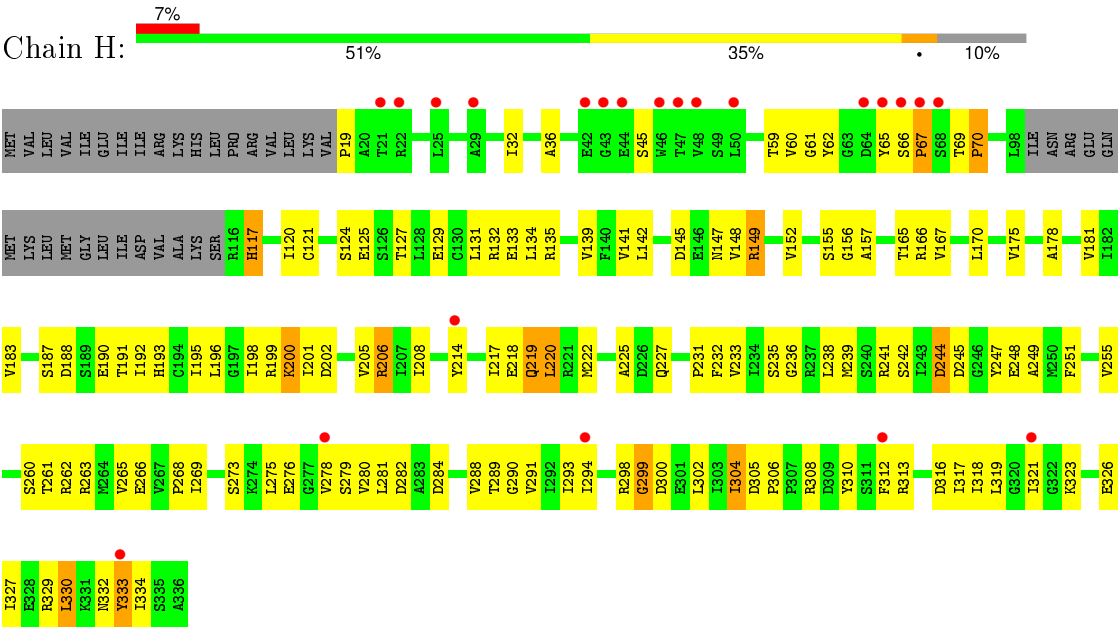
• Molecule 1: POTASSIUM CHANNEL RELATED PROTEIN



• Molecule 1: POTASSIUM CHANNEL RELATED PROTEIN



• Molecule 1: POTASSIUM CHANNEL RELATED PROTEIN



4 Data and refinement statistics

Property	Value	Source
Space group	P 61	Depositor
Cell constants a, b, c, α , β , γ	137.00Å 137.00Å 373.30Å 90.00° 90.00° 120.00°	Depositor
Resolution (Å)	46.45 – 3.30 46.45 – 3.30	Depositor EDS
% Data completeness (in resolution range)	95.3 (46.45-3.30) 95.4 (46.45-3.30)	Depositor EDS
R_{merge}	(Not available)	Depositor
R_{sym}	0.12	Depositor
$\langle I/\sigma(I) \rangle$ ¹	1.94 (at 3.32Å)	Xtriage
Refinement program	CNS 1.0	Depositor
R, R_{free}	0.301 , 0.318 0.276 , 0.295	Depositor DCC
R_{free} test set	2869 reflections (5.07%)	DCC
Wilson B-factor (Å ²)	95.0	Xtriage
Anisotropy	0.451	Xtriage
Bulk solvent k_{sol} (e/Å ³), B_{sol} (Å ²)	0.30 , 40.2	EDS
Estimated twinning fraction	0.409 for h,-h-k,-l	Xtriage
L-test for twinning ²	$\langle L \rangle = 0.48$, $\langle L^2 \rangle = 0.31$	Xtriage
Outliers	0 of 56550 reflections	Xtriage
F_o, F_c correlation	0.89	EDS
Total number of atoms	16896	wwPDB-VP
Average B, all atoms (Å ²)	84.0	wwPDB-VP

Xtriage's analysis on translational NCS is as follows: *The largest off-origin peak in the Patterson function is 3.35% of the height of the origin peak. No significant pseudotranslation is detected.*

¹Intensities estimated from amplitudes.

²Theoretical values of $\langle |L| \rangle$, $\langle L^2 \rangle$ for acentric reflections are 0.5, 0.375 respectively for untwinned datasets, and 0.333, 0.2 for perfectly twinned datasets.

5 Model quality

5.1 Standard geometry

Bond lengths and bond angles in the following residue types are not validated in this section: CA

The Z score for a bond length (or angle) is the number of standard deviations the observed value is removed from the expected value. A bond length (or angle) with $|Z| > 5$ is considered an outlier worth inspection. RMSZ is the root-mean-square of all Z scores of the bond lengths (or angles).

Mol	Chain	Bond lengths		Bond angles	
		RMSZ	# Z >5	RMSZ	# Z >5
1	A	0.48	0/2131	0.71	4/2888 (0.1%)
1	B	0.47	0/2131	0.70	4/2888 (0.1%)
1	C	0.49	0/2131	0.71	5/2888 (0.2%)
1	D	0.47	0/2131	0.70	4/2888 (0.1%)
1	E	0.51	0/2131	0.90	6/2888 (0.2%)
1	F	0.48	0/2131	0.70	4/2888 (0.1%)
1	G	0.51	0/2131	0.89	6/2888 (0.2%)
1	H	0.48	0/2131	0.70	4/2888 (0.1%)
All	All	0.49	0/17048	0.76	37/23104 (0.2%)

There are no bond length outliers.

All (37) bond angle outliers are listed below:

Mol	Chain	Res	Type	Atoms	Z	Observed(°)	Ideal(°)
1	E	132	ARG	NE-CZ-NH1	-21.60	109.50	120.30
1	G	132	ARG	NE-CZ-NH1	-21.27	109.67	120.30
1	E	132	ARG	NE-CZ-NH2	20.20	130.40	120.30
1	G	132	ARG	NE-CZ-NH2	19.25	129.92	120.30
1	E	132	ARG	CD-NE-CZ	9.02	136.22	123.60
1	G	132	ARG	CD-NE-CZ	8.93	136.11	123.60
1	A	132	ARG	NE-CZ-NH2	-7.33	116.64	120.30
1	C	132	ARG	NE-CZ-NH2	-7.28	116.66	120.30
1	H	132	ARG	NE-CZ-NH2	-7.17	116.72	120.30
1	F	132	ARG	NE-CZ-NH2	-7.11	116.75	120.30
1	D	132	ARG	NE-CZ-NH2	-6.99	116.80	120.30
1	B	132	ARG	NE-CZ-NH2	-6.89	116.86	120.30
1	E	70	PRO	N-CA-CB	6.12	110.64	103.30
1	A	70	PRO	N-CA-CB	6.03	110.54	103.30
1	B	70	PRO	N-CA-CB	6.03	110.53	103.30
1	C	70	PRO	N-CA-CB	6.00	110.51	103.30

Continued on next page...

Continued from previous page...

Mol	Chain	Res	Type	Atoms	Z	Observed(°)	Ideal(°)
1	D	70	PRO	N-CA-CB	6.00	110.50	103.30
1	G	70	PRO	N-CA-CB	5.97	110.46	103.30
1	H	70	PRO	N-CA-CB	5.96	110.45	103.30
1	F	70	PRO	N-CA-CB	5.88	110.36	103.30
1	G	67	PRO	N-CA-CB	5.73	110.18	103.30
1	E	67	PRO	N-CA-CB	5.72	110.17	103.30
1	F	67	PRO	N-CA-CB	5.67	110.11	103.30
1	A	19	PRO	N-CA-CB	5.59	110.01	103.30
1	H	67	PRO	N-CA-CB	5.58	110.00	103.30
1	B	67	PRO	N-CA-CB	5.52	109.93	103.30
1	C	67	PRO	N-CA-CB	5.51	109.91	103.30
1	C	19	PRO	N-CA-CB	5.50	109.90	103.30
1	A	67	PRO	N-CA-CB	5.48	109.88	103.30
1	B	19	PRO	N-CA-CB	5.48	109.87	103.30
1	D	67	PRO	N-CA-CB	5.47	109.87	103.30
1	D	19	PRO	N-CA-CB	5.46	109.85	103.30
1	G	19	PRO	N-CA-CB	5.30	109.67	103.30
1	E	19	PRO	N-CA-CB	5.27	109.62	103.30
1	H	19	PRO	N-CA-CB	5.27	109.62	103.30
1	C	132	ARG	NE-CZ-NH1	5.23	122.92	120.30
1	F	19	PRO	N-CA-CB	5.21	109.56	103.30

There are no chirality outliers.

There are no planarity outliers.

5.2 Too-close contacts ⓘ

In the following table, the Non-H and H(model) columns list the number of non-hydrogen atoms and hydrogen atoms in the chain respectively. The H(added) column lists the number of hydrogen atoms added and optimized by MolProbity. The Clashes column lists the number of clashes within the asymmetric unit, whereas Symm-Clashes lists symmetry related clashes.

Mol	Chain	Non-H	H(model)	H(added)	Clashes	Symm-Clashes
1	A	2111	0	1909	141	0
1	B	2111	0	1909	158	0
1	C	2111	0	1909	148	0
1	D	2111	0	1909	155	0
1	E	2111	0	1909	151	0
1	F	2111	0	1909	172	0
1	G	2111	0	1909	148	0
1	H	2111	0	1909	170	0

Continued on next page...

Continued from previous page...

Mol	Chain	Non-H	H(model)	H(added)	Clashes	Symm-Clashes
2	A	1	0	0	0	0
2	B	1	0	0	0	0
2	C	1	0	0	0	0
2	D	1	0	0	0	0
2	E	1	0	0	0	0
2	F	1	0	0	0	0
2	G	1	0	0	0	0
2	H	1	0	0	0	0
All	All	16896	0	15272	1059	0

The all-atom clashscore is defined as the number of clashes found per 1000 atoms (including hydrogen atoms). The all-atom clashscore for this structure is 33.

All (1059) close contacts within the same asymmetric unit are listed below, sorted by their clash magnitude.

Atom-1	Atom-2	Interatomic distance (Å)	Clash overlap (Å)
1:D:262:ARG:HD2	1:H:305:ASP:HB3	1.44	0.99
1:B:219:GLN:HE21	1:B:219:GLN:H	1.11	0.98
1:B:262:ARG:HD2	1:F:305:ASP:HB3	1.44	0.97
1:D:219:GLN:HE21	1:D:219:GLN:H	1.13	0.96
1:E:219:GLN:H	1:E:219:GLN:HE21	1.18	0.92
1:G:219:GLN:H	1:G:219:GLN:HE21	1.18	0.91
1:C:219:GLN:HE21	1:C:219:GLN:H	1.19	0.90
1:B:269:ILE:HD11	1:B:312:PHE:HD2	1.36	0.89
1:D:269:ILE:HD11	1:D:312:PHE:HD2	1.37	0.89
1:C:206:ARG:NH1	1:E:242:SER:O	2.05	0.89
1:F:219:GLN:HE21	1:F:219:GLN:H	1.16	0.89
1:A:206:ARG:NH1	1:G:242:SER:O	2.06	0.89
1:H:269:ILE:HD11	1:H:312:PHE:HD2	1.38	0.89
1:A:219:GLN:HE21	1:A:219:GLN:H	1.16	0.88
1:H:219:GLN:HE21	1:H:219:GLN:H	1.16	0.88
1:B:262:ARG:CD	1:F:305:ASP:HB3	2.04	0.88
1:B:305:ASP:HB3	1:F:262:ARG:HD2	1.54	0.87
1:E:269:ILE:HD11	1:E:312:PHE:HD2	1.40	0.86
1:F:269:ILE:HD11	1:F:312:PHE:HD2	1.39	0.86
1:H:131:LEU:HD11	1:H:157:ALA:HB2	1.57	0.86
1:D:131:LEU:HD11	1:D:157:ALA:HB2	1.57	0.86
1:F:131:LEU:HD11	1:F:157:ALA:HB2	1.57	0.86
1:D:262:ARG:CD	1:H:305:ASP:HB3	2.05	0.85
1:A:269:ILE:HD11	1:A:312:PHE:HD2	1.39	0.85
1:C:269:ILE:HD11	1:C:312:PHE:HD2	1.40	0.85

Continued on next page...

Continued from previous page...

Atom-1	Atom-2	Interatomic distance (Å)	Clash overlap (Å)
1:B:131:LEU:HD11	1:B:157:ALA:HB2	1.56	0.85
1:D:305:ASP:HB3	1:H:262:ARG:HD2	1.58	0.85
1:G:131:LEU:HD11	1:G:157:ALA:HB2	1.58	0.84
1:A:235:SER:HB2	1:G:231:PRO:HB3	1.58	0.83
1:C:235:SER:HB2	1:E:231:PRO:HB3	1.59	0.83
1:G:269:ILE:HD11	1:G:312:PHE:HD2	1.40	0.83
1:E:131:LEU:HD11	1:E:157:ALA:HB2	1.59	0.82
1:D:261:THR:O	1:D:263:ARG:HG3	1.80	0.82
1:F:261:THR:O	1:F:263:ARG:HG3	1.80	0.82
1:H:261:THR:O	1:H:263:ARG:HG3	1.80	0.81
1:B:261:THR:O	1:B:263:ARG:HG3	1.81	0.81
1:C:261:THR:O	1:C:263:ARG:HG3	1.80	0.81
1:A:261:THR:O	1:A:263:ARG:HG3	1.80	0.81
1:A:131:LEU:HD11	1:A:157:ALA:HB2	1.62	0.80
1:B:305:ASP:HB3	1:F:262:ARG:CD	2.12	0.79
1:C:131:LEU:HD11	1:C:157:ALA:HB2	1.62	0.79
1:C:231:PRO:HB3	1:E:235:SER:HB2	1.62	0.79
1:A:231:PRO:HB3	1:G:235:SER:HB2	1.65	0.78
1:D:248:GLU:OE2	1:H:266:GLU:OE1	2.02	0.78
1:B:235:SER:HB2	1:F:231:PRO:HB3	1.67	0.76
1:E:261:THR:O	1:E:263:ARG:HG3	1.85	0.76
1:G:261:THR:O	1:G:263:ARG:HG3	1.84	0.76
1:C:304:ILE:O	1:C:306:PRO:HD3	1.86	0.76
1:D:305:ASP:HB3	1:H:262:ARG:CD	2.16	0.75
1:B:248:GLU:OE2	1:F:266:GLU:OE1	2.05	0.75
1:B:231:PRO:HB3	1:F:235:SER:HB2	1.69	0.75
1:D:304:ILE:O	1:D:306:PRO:HD3	1.87	0.75
1:D:262:ARG:HD2	1:H:305:ASP:CB	2.16	0.75
1:A:244:ASP:OD2	1:G:266:GLU:OE1	2.04	0.75
1:C:244:ASP:OD2	1:E:266:GLU:OE1	2.05	0.74
1:B:251:PHE:O	1:B:255:VAL:HG23	1.87	0.74
1:D:231:PRO:HB3	1:H:235:SER:HB2	1.69	0.74
1:E:304:ILE:O	1:E:306:PRO:HD3	1.87	0.74
1:A:304:ILE:O	1:A:306:PRO:HD3	1.86	0.74
1:D:235:SER:HB2	1:H:231:PRO:HB3	1.69	0.74
1:D:192:ILE:HG21	1:E:196:LEU:HD12	1.70	0.73
1:G:304:ILE:O	1:G:306:PRO:HD3	1.88	0.73
1:C:232:PHE:HE2	1:E:232:PHE:HE2	1.37	0.73
1:B:262:ARG:HD2	1:F:305:ASP:CB	2.16	0.73
1:B:245:ASP:HB3	1:B:247:TYR:CE1	2.25	0.72
1:H:238:LEU:HD22	1:H:249:ALA:HA	1.71	0.72

Continued on next page...

Continued from previous page...

Atom-1	Atom-2	Interatomic distance (Å)	Clash overlap (Å)
1:F:251:PHE:O	1:F:255:VAL:HG23	1.90	0.72
1:B:192:ILE:HG21	1:G:196:LEU:HD12	1.70	0.72
1:D:251:PHE:O	1:D:255:VAL:HG23	1.88	0.72
1:B:242:SER:O	1:F:206:ARG:NH1	2.22	0.72
1:D:247:TYR:CE1	1:H:317:ILE:HD12	2.23	0.72
1:B:304:ILE:O	1:B:306:PRO:HD3	1.90	0.72
1:B:279:SER:HB3	1:B:282:ASP:OD2	1.90	0.71
1:D:242:SER:O	1:H:206:ARG:NH1	2.22	0.71
1:F:238:LEU:HD22	1:F:249:ALA:HA	1.73	0.71
1:D:245:ASP:HB3	1:D:247:TYR:CE1	2.25	0.71
1:H:279:SER:HB3	1:H:282:ASP:OD2	1.91	0.71
1:B:247:TYR:CE1	1:F:317:ILE:HD12	2.26	0.71
1:D:279:SER:HB3	1:D:282:ASP:OD2	1.90	0.70
1:F:279:SER:HB3	1:F:282:ASP:OD2	1.90	0.70
1:B:188:ASP:O	1:B:192:ILE:HG12	1.92	0.70
1:B:232:PHE:HE2	1:F:232:PHE:HE2	1.38	0.70
1:C:279:SER:HB3	1:C:282:ASP:OD2	1.92	0.70
1:F:304:ILE:O	1:F:306:PRO:HD3	1.92	0.70
1:H:304:ILE:O	1:H:306:PRO:HD3	1.92	0.70
1:A:279:SER:HB3	1:A:282:ASP:OD2	1.92	0.70
1:B:238:LEU:HD22	1:B:249:ALA:HA	1.74	0.70
1:H:175:VAL:HG11	1:H:198:ILE:HG23	1.74	0.70
1:G:188:ASP:O	1:G:192:ILE:HG12	1.91	0.70
1:A:148:VAL:HG12	1:A:152:VAL:HG23	1.74	0.69
1:C:148:VAL:HG12	1:C:152:VAL:HG23	1.75	0.69
1:G:279:SER:HB3	1:G:282:ASP:OD2	1.92	0.69
1:D:232:PHE:HE2	1:H:232:PHE:HE2	1.39	0.69
1:B:175:VAL:HG11	1:B:198:ILE:HG23	1.74	0.69
1:H:251:PHE:O	1:H:255:VAL:HG23	1.92	0.69
1:D:175:VAL:HG11	1:D:198:ILE:HG23	1.73	0.69
1:B:219:GLN:N	1:B:219:GLN:HE21	1.87	0.69
1:H:245:ASP:HB3	1:H:247:TYR:CE1	2.27	0.69
1:A:120:ILE:HG21	1:A:127:THR:HG23	1.75	0.69
1:G:251:PHE:O	1:G:255:VAL:HG23	1.92	0.68
1:H:202:ASP:HB3	1:H:205:VAL:HG23	1.75	0.68
1:B:305:ASP:CB	1:F:262:ARG:HD2	2.23	0.68
1:E:61:GLY:O	1:H:62:TYR:HA	1.93	0.68
1:F:245:ASP:HB3	1:F:247:TYR:CE1	2.27	0.68
1:A:247:TYR:HB3	1:G:302:LEU:HD12	1.73	0.68
1:B:120:ILE:HG21	1:B:127:THR:HG23	1.76	0.68
1:E:188:ASP:O	1:E:192:ILE:HG12	1.94	0.68

Continued on next page...

Continued from previous page...

Atom-1	Atom-2	Interatomic distance (Å)	Clash overlap (Å)
1:A:232:PHE:HE2	1:G:232:PHE:HE2	1.39	0.68
1:F:121:CYS:HB2	1:F:183:VAL:HG22	1.75	0.68
1:E:279:SER:HB3	1:E:282:ASP:OD2	1.92	0.68
1:F:219:GLN:HE21	1:F:219:GLN:N	1.91	0.68
1:C:238:LEU:HD22	1:C:249:ALA:HA	1.76	0.68
1:C:124:SER:H	1:C:127:THR:HB	1.59	0.68
1:B:148:VAL:HG12	1:B:152:VAL:HG23	1.76	0.68
1:A:175:VAL:HG11	1:A:198:ILE:HG23	1.75	0.68
1:D:238:LEU:HD22	1:D:249:ALA:HA	1.76	0.68
1:A:219:GLN:NE2	1:A:219:GLN:H	1.92	0.68
1:C:120:ILE:HG21	1:C:127:THR:HG23	1.75	0.68
1:A:305:ASP:HB3	1:G:262:ARG:HD2	1.76	0.68
1:D:120:ILE:HG21	1:D:127:THR:HG23	1.76	0.68
1:G:202:ASP:HB3	1:G:205:VAL:HG23	1.76	0.68
1:C:247:TYR:HB3	1:E:302:LEU:HD12	1.76	0.68
1:C:305:ASP:HB3	1:E:262:ARG:HD2	1.76	0.68
1:F:175:VAL:HG11	1:F:198:ILE:HG23	1.76	0.68
1:B:281:LEU:HD11	1:B:308:ARG:HH21	1.59	0.68
1:G:281:LEU:HD11	1:G:308:ARG:HH21	1.59	0.68
1:D:188:ASP:O	1:D:192:ILE:HG12	1.94	0.67
1:G:175:VAL:HG11	1:G:198:ILE:HG23	1.75	0.67
1:G:120:ILE:HG21	1:G:127:THR:HG23	1.75	0.67
1:E:175:VAL:HG11	1:E:198:ILE:HG23	1.76	0.67
1:D:148:VAL:HG12	1:D:152:VAL:HG23	1.75	0.67
1:F:148:VAL:HG12	1:F:152:VAL:HG23	1.76	0.67
1:H:120:ILE:HG21	1:H:127:THR:HG23	1.76	0.67
1:A:238:LEU:HD22	1:A:249:ALA:HA	1.75	0.67
1:F:188:ASP:O	1:F:192:ILE:HG12	1.94	0.67
1:B:262:ARG:NE	1:F:305:ASP:HB3	2.10	0.67
1:G:289:THR:HG21	1:G:330:LEU:HB2	1.77	0.67
1:G:238:LEU:HD22	1:G:249:ALA:HA	1.77	0.67
1:E:120:ILE:HG21	1:E:127:THR:HG23	1.76	0.67
1:A:202:ASP:HB3	1:A:205:VAL:HG23	1.75	0.67
1:E:245:ASP:HB3	1:E:247:TYR:CE1	2.29	0.67
1:H:121:CYS:HB2	1:H:183:VAL:HG22	1.76	0.67
1:A:219:GLN:N	1:A:219:GLN:HE21	1.92	0.67
1:E:293:ILE:HG13	1:E:293:ILE:O	1.95	0.67
1:E:251:PHE:O	1:E:255:VAL:HG23	1.95	0.67
1:E:281:LEU:HD11	1:E:308:ARG:HH21	1.60	0.67
1:A:251:PHE:O	1:A:255:VAL:HG23	1.94	0.66
1:E:238:LEU:HD22	1:E:249:ALA:HA	1.75	0.66

Continued on next page...

Continued from previous page...

Atom-1	Atom-2	Interatomic distance (Å)	Clash overlap (Å)
1:A:124:SER:H	1:A:127:THR:HB	1.60	0.66
1:F:202:ASP:HB3	1:F:205:VAL:HG23	1.76	0.66
1:E:202:ASP:HB3	1:E:205:VAL:HG23	1.77	0.66
1:D:289:THR:HG21	1:D:330:LEU:HB2	1.77	0.66
1:C:202:ASP:HB3	1:C:205:VAL:HG23	1.75	0.66
1:H:219:GLN:HE21	1:H:219:GLN:N	1.92	0.66
1:B:266:GLU:OE1	1:F:244:ASP:OD2	2.13	0.66
1:G:124:SER:H	1:G:127:THR:HB	1.60	0.66
1:C:175:VAL:HG11	1:C:198:ILE:HG23	1.76	0.66
1:D:281:LEU:HD11	1:D:308:ARG:HH21	1.59	0.66
1:B:202:ASP:HB3	1:B:205:VAL:HG23	1.78	0.66
1:F:120:ILE:HG21	1:F:127:THR:HG23	1.78	0.66
1:E:148:VAL:HG12	1:E:152:VAL:HG23	1.77	0.66
1:B:305:ASP:HB3	1:F:262:ARG:NE	2.11	0.66
1:E:124:SER:H	1:E:127:THR:HB	1.61	0.66
1:H:148:VAL:HG12	1:H:152:VAL:HG23	1.76	0.66
1:G:148:VAL:HG12	1:G:152:VAL:HG23	1.77	0.66
1:D:262:ARG:NE	1:H:305:ASP:HB3	2.10	0.66
1:D:266:GLU:OE1	1:H:244:ASP:OD2	2.12	0.66
1:F:289:THR:HG21	1:F:330:LEU:HB2	1.78	0.66
1:A:281:LEU:HD11	1:A:308:ARG:HH21	1.60	0.66
1:F:293:ILE:O	1:F:293:ILE:HG13	1.94	0.66
1:G:293:ILE:HG13	1:G:293:ILE:O	1.96	0.66
1:H:293:ILE:HG13	1:H:293:ILE:O	1.93	0.66
1:G:245:ASP:HB3	1:G:247:TYR:CE1	2.30	0.66
1:E:298:ARG:O	1:E:299:GLY:O	2.14	0.65
1:D:202:ASP:HB3	1:D:205:VAL:HG23	1.78	0.65
1:B:289:THR:HG21	1:B:330:LEU:HB2	1.78	0.65
1:C:281:LEU:HD11	1:C:308:ARG:HH21	1.61	0.65
1:H:281:LEU:HD11	1:H:308:ARG:HH21	1.61	0.65
1:D:219:GLN:HE21	1:D:219:GLN:N	1.89	0.65
1:C:289:THR:HG21	1:C:330:LEU:HB2	1.77	0.65
1:D:121:CYS:HB2	1:D:183:VAL:HG22	1.79	0.65
1:A:289:THR:HG21	1:A:330:LEU:HB2	1.78	0.65
1:H:241:ARG:HB3	1:H:248:GLU:HG3	1.79	0.65
1:H:124:SER:H	1:H:127:THR:HB	1.62	0.65
1:D:219:GLN:NE2	1:D:219:GLN:H	1.89	0.64
1:C:302:LEU:HD12	1:E:247:TYR:HB3	1.78	0.64
1:D:305:ASP:CB	1:H:262:ARG:HD2	2.27	0.64
1:E:289:THR:HG21	1:E:330:LEU:HB2	1.79	0.64
1:C:251:PHE:O	1:C:255:VAL:HG23	1.97	0.64

Continued on next page...

Continued from previous page...

Atom-1	Atom-2	Interatomic distance (Å)	Clash overlap (Å)
1:C:188:ASP:O	1:C:192:ILE:HG12	1.98	0.64
1:F:241:ARG:HB3	1:F:248:GLU:HG3	1.79	0.64
1:F:281:LEU:HD11	1:F:308:ARG:HH21	1.61	0.64
1:H:298:ARG:O	1:H:299:GLY:O	2.15	0.64
1:D:124:SER:H	1:D:127:THR:HB	1.63	0.64
1:G:241:ARG:HB3	1:G:248:GLU:HG3	1.80	0.64
1:C:121:CYS:HB2	1:C:183:VAL:HG22	1.79	0.64
1:G:219:GLN:HE21	1:G:219:GLN:N	1.92	0.64
1:B:219:GLN:NE2	1:B:219:GLN:H	1.88	0.64
1:D:241:ARG:HB3	1:D:248:GLU:HG3	1.80	0.64
1:G:298:ARG:O	1:G:299:GLY:O	2.16	0.63
1:B:124:SER:H	1:B:127:THR:HB	1.64	0.63
1:F:124:SER:H	1:F:127:THR:HB	1.63	0.63
1:H:188:ASP:O	1:H:192:ILE:HG12	1.98	0.63
1:D:305:ASP:HB3	1:H:262:ARG:NE	2.13	0.63
1:B:293:ILE:HG13	1:B:293:ILE:O	1.98	0.63
1:G:121:CYS:HB2	1:G:183:VAL:HG22	1.81	0.63
1:A:121:CYS:HB2	1:A:183:VAL:HG22	1.79	0.63
1:B:121:CYS:HB2	1:B:183:VAL:HG22	1.79	0.63
1:F:219:GLN:NE2	1:F:219:GLN:H	1.93	0.63
1:C:275:LEU:O	1:C:278:VAL:HG23	1.99	0.63
1:B:241:ARG:HB3	1:B:248:GLU:HG3	1.80	0.63
1:H:289:THR:HG21	1:H:330:LEU:HB2	1.78	0.63
1:C:269:ILE:HD12	1:C:316:ASP:HB2	1.81	0.63
1:C:288:VAL:HG11	1:C:333:TYR:CE1	2.34	0.63
1:C:293:ILE:O	1:C:293:ILE:HG13	1.99	0.63
1:C:219:GLN:HE21	1:C:219:GLN:N	1.93	0.62
1:B:244:ASP:OD2	1:F:266:GLU:OE1	2.17	0.62
1:A:302:LEU:HD12	1:G:247:TYR:HB3	1.80	0.62
1:A:241:ARG:HB3	1:A:248:GLU:HG3	1.81	0.62
1:A:266:GLU:OE1	1:G:244:ASP:OD2	2.17	0.62
1:C:241:ARG:HB3	1:C:248:GLU:HG3	1.81	0.62
1:F:298:ARG:O	1:F:299:GLY:O	2.16	0.62
1:A:288:VAL:HG11	1:A:333:TYR:CE1	2.35	0.62
1:E:187:SER:OG	1:E:190:GLU:HG3	1.99	0.62
1:C:219:GLN:NE2	1:C:219:GLN:H	1.94	0.62
1:A:244:ASP:CG	1:A:245:ASP:H	2.02	0.62
1:D:187:SER:OG	1:D:190:GLU:HG3	2.00	0.62
1:A:245:ASP:HB3	1:A:247:TYR:CE1	2.35	0.62
1:D:293:ILE:O	1:D:293:ILE:HG13	1.98	0.62
1:A:293:ILE:O	1:A:293:ILE:HG13	2.00	0.62

Continued on next page...

Continued from previous page...

Atom-1	Atom-2	Interatomic distance (Å)	Clash overlap (Å)
1:B:275:LEU:O	1:B:278:VAL:HG23	2.00	0.62
1:D:244:ASP:OD2	1:H:266:GLU:OE1	2.18	0.61
1:B:244:ASP:CG	1:B:245:ASP:H	2.01	0.61
1:G:244:ASP:CG	1:G:245:ASP:H	2.02	0.61
1:E:241:ARG:HB3	1:E:248:GLU:HG3	1.81	0.61
1:H:219:GLN:NE2	1:H:219:GLN:H	1.93	0.61
1:E:244:ASP:CG	1:E:245:ASP:H	2.01	0.61
1:B:269:ILE:HD12	1:B:316:ASP:HB2	1.83	0.61
1:F:244:ASP:CG	1:F:245:ASP:H	2.02	0.61
1:C:298:ARG:O	1:C:299:GLY:O	2.18	0.61
1:D:232:PHE:CE2	1:H:232:PHE:HE2	2.19	0.61
1:D:281:LEU:HD12	1:D:308:ARG:HE	1.65	0.61
1:C:245:ASP:HB3	1:C:247:TYR:CE1	2.35	0.61
1:D:288:VAL:HG11	1:D:333:TYR:CE1	2.36	0.61
1:E:219:GLN:N	1:E:219:GLN:HE21	1.93	0.60
1:B:298:ARG:O	1:B:299:GLY:O	2.19	0.60
1:A:275:LEU:O	1:A:278:VAL:HG23	2.01	0.60
1:A:269:ILE:HD12	1:A:316:ASP:HB2	1.83	0.60
1:H:244:ASP:CG	1:H:245:ASP:H	2.03	0.60
1:G:187:SER:OG	1:G:190:GLU:HG3	2.01	0.60
1:B:187:SER:OG	1:B:190:GLU:HG3	2.02	0.60
1:D:269:ILE:HD12	1:D:316:ASP:HB2	1.84	0.60
1:F:187:SER:OG	1:F:190:GLU:HG3	2.02	0.60
1:E:121:CYS:HB2	1:E:183:VAL:HG22	1.83	0.60
1:D:298:ARG:O	1:D:299:GLY:O	2.19	0.60
1:C:232:PHE:CE2	1:E:232:PHE:HE2	2.20	0.60
1:D:281:LEU:CD1	1:D:308:ARG:HE	2.15	0.60
1:B:281:LEU:HD12	1:B:308:ARG:HE	1.66	0.60
1:B:281:LEU:CD1	1:B:308:ARG:HE	2.15	0.60
1:A:188:ASP:O	1:A:192:ILE:HG12	2.01	0.60
1:A:298:ARG:O	1:A:299:GLY:O	2.19	0.60
1:B:232:PHE:CE2	1:F:232:PHE:HE2	2.19	0.60
1:E:281:LEU:HD12	1:E:308:ARG:HE	1.67	0.60
1:C:192:ILE:HG21	1:F:196:LEU:HD12	1.84	0.59
1:F:269:ILE:HD12	1:F:316:ASP:HB2	1.84	0.59
1:D:219:GLN:HA	1:D:222:MET:HE2	1.85	0.59
1:E:281:LEU:CD1	1:E:308:ARG:HE	2.15	0.59
1:B:288:VAL:HG11	1:B:333:TYR:CE1	2.37	0.59
1:G:288:VAL:HG11	1:G:333:TYR:CE1	2.38	0.59
1:D:275:LEU:O	1:D:278:VAL:HG23	2.01	0.59
1:D:244:ASP:CG	1:D:245:ASP:H	2.01	0.59

Continued on next page...

Continued from previous page...

Atom-1	Atom-2	Interatomic distance (Å)	Clash overlap (Å)
1:E:269:ILE:HD12	1:E:316:ASP:HB2	1.85	0.59
1:G:281:LEU:HD12	1:G:308:ARG:HE	1.67	0.59
1:H:281:LEU:HD12	1:H:308:ARG:HE	1.68	0.59
1:A:247:TYR:HB3	1:G:302:LEU:CD1	2.32	0.59
1:F:288:VAL:HG11	1:F:333:TYR:CE1	2.38	0.59
1:G:281:LEU:CD1	1:G:308:ARG:HE	2.15	0.59
1:H:187:SER:OG	1:H:190:GLU:HG3	2.02	0.59
1:C:266:GLU:OE1	1:E:244:ASP:OD2	2.21	0.59
1:D:266:GLU:HA	1:D:318:ILE:O	2.03	0.58
1:G:269:ILE:HD12	1:G:316:ASP:HB2	1.86	0.58
1:D:232:PHE:HE2	1:H:232:PHE:CE2	2.19	0.58
1:F:281:LEU:HD12	1:F:308:ARG:HE	1.68	0.58
1:H:281:LEU:CD1	1:H:308:ARG:HE	2.16	0.58
1:H:269:ILE:HD12	1:H:316:ASP:HB2	1.84	0.58
1:F:281:LEU:HD12	1:F:308:ARG:HB3	1.85	0.58
1:A:215:GLU:OE2	1:H:166:ARG:NH1	2.36	0.58
1:G:219:GLN:H	1:G:219:GLN:NE2	1.94	0.58
1:A:281:LEU:HD12	1:A:308:ARG:HE	1.69	0.58
1:F:281:LEU:CD1	1:F:308:ARG:HE	2.16	0.58
1:C:281:LEU:CD1	1:C:308:ARG:HE	2.16	0.58
1:A:187:SER:OG	1:A:190:GLU:HG3	2.04	0.58
1:D:266:GLU:OE1	1:H:248:GLU:OE2	2.22	0.58
1:C:281:LEU:HD12	1:C:308:ARG:HE	1.69	0.58
1:E:265:VAL:HG21	1:E:327:ILE:HD13	1.86	0.58
1:C:215:GLU:OE2	1:F:166:ARG:NH1	2.36	0.58
1:F:275:LEU:O	1:F:278:VAL:HG23	2.04	0.58
1:G:275:LEU:O	1:G:278:VAL:HG23	2.04	0.58
1:A:273:SER:C	1:A:275:LEU:H	2.07	0.58
1:A:291:VAL:HG11	1:A:330:LEU:HD12	1.86	0.57
1:A:265:VAL:HG21	1:A:327:ILE:HD13	1.86	0.57
1:H:288:VAL:HG11	1:H:333:TYR:CE1	2.39	0.57
1:E:192:ILE:CD1	1:E:220:LEU:HG	2.34	0.57
1:B:232:PHE:HE2	1:F:232:PHE:CE2	2.19	0.57
1:B:167:VAL:HG13	1:B:201:ILE:HD11	1.85	0.57
1:G:273:SER:C	1:G:275:LEU:H	2.07	0.57
1:B:247:TYR:HB3	1:F:302:LEU:HD12	1.86	0.57
1:B:266:GLU:OE2	1:F:247:TYR:HD1	1.88	0.57
1:D:167:VAL:HG13	1:D:201:ILE:HD11	1.85	0.57
1:C:273:SER:C	1:C:275:LEU:H	2.08	0.57
1:B:266:GLU:HA	1:B:318:ILE:O	2.04	0.57
1:C:232:PHE:HE2	1:E:232:PHE:CE2	2.21	0.57

Continued on next page...

Continued from previous page...

Atom-1	Atom-2	Interatomic distance (Å)	Clash overlap (Å)
1:C:266:GLU:HA	1:C:318:ILE:O	2.03	0.57
1:A:266:GLU:HA	1:A:318:ILE:O	2.04	0.57
1:H:275:LEU:O	1:H:278:VAL:HG23	2.05	0.57
1:A:232:PHE:CE2	1:G:232:PHE:HE2	2.22	0.57
1:C:302:LEU:CD1	1:E:247:TYR:HB3	2.35	0.57
1:G:265:VAL:HG21	1:G:327:ILE:HD13	1.87	0.57
1:B:189:SER:OG	1:G:193:HIS:HD2	1.88	0.57
1:A:167:VAL:HG13	1:A:201:ILE:HD11	1.87	0.57
1:E:288:VAL:HG11	1:E:333:TYR:CE1	2.39	0.57
1:F:167:VAL:HG13	1:F:201:ILE:HD11	1.87	0.57
1:B:317:ILE:HD12	1:F:247:TYR:CE1	2.39	0.57
1:A:281:LEU:CD1	1:A:308:ARG:HE	2.17	0.57
1:G:167:VAL:HG13	1:G:201:ILE:HD11	1.87	0.57
1:H:281:LEU:HD12	1:H:308:ARG:HB3	1.86	0.57
1:A:294:ILE:HD12	1:G:251:PHE:CD1	2.40	0.56
1:E:266:GLU:HA	1:E:318:ILE:O	2.05	0.56
1:C:281:LEU:HD12	1:C:308:ARG:HB3	1.87	0.56
1:A:196:LEU:HD12	1:H:192:ILE:HG21	1.87	0.56
1:G:289:THR:HG22	1:G:291:VAL:HG23	1.88	0.56
1:D:281:LEU:HD12	1:D:308:ARG:HB3	1.87	0.56
1:E:219:GLN:HA	1:E:222:MET:HE2	1.87	0.56
1:E:219:GLN:H	1:E:219:GLN:NE2	1.94	0.56
1:C:247:TYR:HB3	1:E:302:LEU:CD1	2.35	0.56
1:D:317:ILE:HD12	1:H:247:TYR:CE1	2.40	0.56
1:G:281:LEU:HD12	1:G:308:ARG:HB3	1.88	0.56
1:C:291:VAL:HG11	1:C:330:LEU:HD12	1.87	0.56
1:B:281:LEU:HD12	1:B:308:ARG:HB3	1.86	0.56
1:D:291:VAL:HG11	1:D:330:LEU:HD12	1.86	0.56
1:F:192:ILE:CD1	1:F:220:LEU:HG	2.36	0.56
1:C:265:VAL:HG21	1:C:327:ILE:HD13	1.88	0.56
1:F:332:ASN:C	1:F:334:ILE:H	2.09	0.56
1:A:247:TYR:OH	1:G:299:GLY:HA2	2.05	0.56
1:E:275:LEU:O	1:E:278:VAL:HG23	2.06	0.56
1:B:332:ASN:C	1:B:334:ILE:H	2.09	0.56
1:H:195:ILE:HD13	1:H:225:ALA:HB2	1.88	0.56
1:F:266:GLU:HA	1:F:318:ILE:O	2.06	0.56
1:H:289:THR:HG22	1:H:291:VAL:HG23	1.88	0.56
1:C:304:ILE:O	1:C:306:PRO:CD	2.54	0.56
1:A:332:ASN:C	1:A:334:ILE:H	2.10	0.56
1:B:32:ILE:O	1:B:36:ALA:HB2	2.06	0.56
1:D:289:THR:HG22	1:D:291:VAL:HG23	1.88	0.55

Continued on next page...

Continued from previous page...

Atom-1	Atom-2	Interatomic distance (Å)	Clash overlap (Å)
1:A:281:LEU:HD12	1:A:308:ARG:HB3	1.88	0.55
1:B:273:SER:C	1:B:275:LEU:H	2.09	0.55
1:D:280:VAL:HG22	1:D:312:PHE:CE1	2.41	0.55
1:F:273:SER:C	1:F:275:LEU:H	2.08	0.55
1:D:266:GLU:OE2	1:H:247:TYR:HD1	1.89	0.55
1:B:266:GLU:OE1	1:F:248:GLU:OE2	2.23	0.55
1:E:167:VAL:HG13	1:E:201:ILE:HD11	1.88	0.55
1:G:266:GLU:HA	1:G:318:ILE:O	2.06	0.55
1:H:273:SER:C	1:H:275:LEU:H	2.09	0.55
1:D:332:ASN:C	1:D:334:ILE:H	2.10	0.55
1:B:291:VAL:HG11	1:B:330:LEU:HD12	1.88	0.55
1:H:32:ILE:O	1:H:36:ALA:HB2	2.05	0.55
1:H:332:ASN:C	1:H:334:ILE:H	2.09	0.55
1:E:273:SER:C	1:E:275:LEU:H	2.08	0.55
1:E:281:LEU:HD12	1:E:308:ARG:HB3	1.89	0.55
1:H:192:ILE:HD11	1:H:220:LEU:HG	1.88	0.55
1:C:187:SER:OG	1:C:190:GLU:HG3	2.05	0.55
1:F:195:ILE:HD13	1:F:225:ALA:HB2	1.89	0.55
1:H:269:ILE:HD11	1:H:312:PHE:CD2	2.30	0.55
1:D:189:SER:OG	1:E:193:HIS:HD2	1.88	0.55
1:A:202:ASP:CB	1:A:205:VAL:HG23	2.37	0.55
1:A:32:ILE:O	1:A:36:ALA:HB2	2.07	0.55
1:H:266:GLU:HA	1:H:318:ILE:O	2.07	0.55
1:B:289:THR:HG22	1:B:291:VAL:HG23	1.88	0.55
1:E:289:THR:HG22	1:E:291:VAL:HG23	1.89	0.55
1:H:192:ILE:CD1	1:H:220:LEU:HG	2.36	0.55
1:B:280:VAL:HG22	1:B:312:PHE:CE1	2.41	0.55
1:H:165:THR:HG23	1:H:193:HIS:CG	2.42	0.55
1:D:247:TYR:HB3	1:H:302:LEU:HD12	1.88	0.55
1:G:269:ILE:HD11	1:G:312:PHE:CD2	2.31	0.55
1:G:192:ILE:CD1	1:G:220:LEU:HG	2.37	0.55
1:G:202:ASP:CB	1:G:205:VAL:HG23	2.36	0.55
1:G:259:GLU:C	1:G:261:THR:N	2.60	0.55
1:E:192:ILE:HD11	1:E:220:LEU:HG	1.89	0.54
1:A:244:ASP:OD2	1:A:245:ASP:N	2.33	0.54
1:C:165:THR:HG23	1:C:193:HIS:CG	2.42	0.54
1:C:32:ILE:O	1:C:36:ALA:HB2	2.06	0.54
1:F:289:THR:HG22	1:F:291:VAL:HG23	1.89	0.54
1:D:305:ASP:HB3	1:H:262:ARG:HE	1.72	0.54
1:H:291:VAL:HG11	1:H:330:LEU:HD12	1.90	0.54
1:A:232:PHE:HE2	1:G:232:PHE:CE2	2.22	0.54

Continued on next page...

Continued from previous page...

Atom-1	Atom-2	Interatomic distance (Å)	Clash overlap (Å)
1:C:294:ILE:HD12	1:E:251:PHE:CD1	2.42	0.54
1:D:165:THR:HG23	1:D:193:HIS:CG	2.42	0.54
1:D:305:ASP:OD2	1:H:323:LYS:NZ	2.40	0.54
1:D:273:SER:C	1:D:275:LEU:H	2.11	0.54
1:D:245:ASP:O	1:D:248:GLU:OE1	2.25	0.54
1:C:244:ASP:OD2	1:C:245:ASP:O	2.26	0.54
1:A:248:GLU:OE2	1:G:266:GLU:OE1	2.24	0.54
1:F:260:SER:O	1:F:261:THR:HB	2.08	0.54
1:E:260:SER:O	1:E:261:THR:HB	2.06	0.54
1:C:332:ASN:C	1:C:334:ILE:H	2.10	0.54
1:F:291:VAL:HG11	1:F:330:LEU:HD12	1.90	0.54
1:E:202:ASP:CG	1:E:205:VAL:HG23	2.28	0.54
1:H:265:VAL:HG21	1:H:327:ILE:HD13	1.89	0.54
1:G:62:TYR:HA	1:H:61:GLY:O	2.07	0.54
1:G:236:GLY:O	1:G:239:MET:HB2	2.08	0.54
1:E:202:ASP:CB	1:E:205:VAL:HG23	2.37	0.54
1:F:192:ILE:HD11	1:F:220:LEU:HG	1.88	0.54
1:E:304:ILE:O	1:E:306:PRO:CD	2.56	0.54
1:E:244:ASP:OD2	1:E:245:ASP:N	2.33	0.54
1:F:165:THR:HG23	1:F:193:HIS:CG	2.43	0.54
1:C:192:ILE:CD1	1:C:220:LEU:HG	2.37	0.54
1:A:294:ILE:HD12	1:G:251:PHE:CG	2.43	0.54
1:G:260:SER:O	1:G:261:THR:HB	2.07	0.54
1:B:195:ILE:HD13	1:B:225:ALA:HB2	1.90	0.54
1:A:192:ILE:CD1	1:A:220:LEU:HG	2.38	0.53
1:F:280:VAL:HG22	1:F:312:PHE:CE1	2.43	0.53
1:C:280:VAL:HG22	1:C:312:PHE:CE1	2.44	0.53
1:E:259:GLU:C	1:E:261:THR:N	2.61	0.53
1:B:298:ARG:NE	1:B:316:ASP:OD1	2.41	0.53
1:H:219:GLN:HA	1:H:222:MET:HE2	1.90	0.53
1:F:323:LYS:NZ	1:F:326:GLU:OE2	2.41	0.53
1:D:192:ILE:CD1	1:D:220:LEU:HG	2.38	0.53
1:C:202:ASP:CB	1:C:205:VAL:HG23	2.37	0.53
1:A:183:VAL:HG12	1:A:191:THR:HG23	1.91	0.53
1:C:145:ASP:OD1	1:C:147:ASN:HB2	2.09	0.53
1:B:129:GLU:HG3	1:F:233:VAL:HA	1.91	0.53
1:B:247:TYR:OH	1:F:299:GLY:HA2	2.08	0.53
1:G:304:ILE:O	1:G:306:PRO:CD	2.56	0.53
1:F:155:SER:O	1:F:157:ALA:N	2.41	0.53
1:C:192:ILE:HD11	1:C:220:LEU:HG	1.90	0.53
1:A:192:ILE:HG21	1:H:196:LEU:HD12	1.88	0.53

Continued on next page...

Continued from previous page...

Atom-1	Atom-2	Interatomic distance (Å)	Clash overlap (Å)
1:E:269:ILE:HD11	1:E:312:PHE:CD2	2.31	0.53
1:C:289:THR:HG22	1:C:291:VAL:HG23	1.90	0.53
1:C:288:VAL:HG11	1:C:333:TYR:CD1	2.43	0.53
1:C:167:VAL:HG13	1:C:201:ILE:HD11	1.89	0.53
1:H:280:VAL:HG22	1:H:312:PHE:CE1	2.44	0.53
1:F:284:ASP:O	1:F:288:VAL:HG23	2.09	0.53
1:D:195:ILE:HD13	1:D:225:ALA:HB2	1.90	0.53
1:B:245:ASP:O	1:B:248:GLU:OE1	2.25	0.53
1:E:155:SER:O	1:E:157:ALA:N	2.40	0.53
1:C:195:ILE:HD13	1:C:225:ALA:HB2	1.90	0.53
1:B:269:ILE:HD11	1:B:312:PHE:CD2	2.28	0.53
1:A:192:ILE:HD11	1:A:220:LEU:HG	1.91	0.53
1:C:247:TYR:OH	1:E:299:GLY:HA2	2.09	0.53
1:H:323:LYS:NZ	1:H:326:GLU:OE2	2.41	0.53
1:E:323:LYS:NZ	1:E:326:GLU:OE2	2.42	0.53
1:H:167:VAL:HG13	1:H:201:ILE:HD11	1.91	0.53
1:D:298:ARG:NE	1:D:316:ASP:OD1	2.41	0.53
1:C:269:ILE:HD11	1:C:312:PHE:CD2	2.32	0.53
1:G:192:ILE:HD11	1:G:220:LEU:HG	1.90	0.53
1:E:332:ASN:C	1:E:334:ILE:H	2.11	0.53
1:G:128:LEU:CD2	1:G:132:ARG:HD2	2.39	0.53
1:B:260:SER:O	1:B:261:THR:HB	2.09	0.53
1:B:148:VAL:CG1	1:B:152:VAL:HG23	2.39	0.53
1:G:202:ASP:CG	1:G:205:VAL:HG23	2.29	0.53
1:A:302:LEU:CD1	1:G:247:TYR:HB3	2.39	0.53
1:E:165:THR:HG23	1:E:193:HIS:CG	2.44	0.53
1:D:298:ARG:HE	1:D:316:ASP:CG	2.12	0.52
1:H:260:SER:O	1:H:261:THR:HB	2.09	0.52
1:G:155:SER:O	1:G:157:ALA:N	2.39	0.52
1:C:305:ASP:HB3	1:E:262:ARG:CD	2.38	0.52
1:C:196:LEU:HD12	1:F:192:ILE:HG21	1.91	0.52
1:E:291:VAL:HG11	1:E:330:LEU:HD12	1.91	0.52
1:A:288:VAL:HG11	1:A:333:TYR:CD1	2.44	0.52
1:E:128:LEU:CD2	1:E:132:ARG:HD2	2.39	0.52
1:B:298:ARG:HE	1:B:316:ASP:CG	2.13	0.52
1:B:305:ASP:HB3	1:F:262:ARG:HE	1.72	0.52
1:D:131:LEU:HD13	1:D:139:VAL:HG11	1.91	0.52
1:E:281:LEU:O	1:E:281:LEU:HD23	2.10	0.52
1:E:183:VAL:HG12	1:E:191:THR:HG23	1.92	0.52
1:A:195:ILE:HD13	1:A:225:ALA:HB2	1.90	0.52
1:A:145:ASP:OD1	1:A:147:ASN:HB2	2.09	0.52

Continued on next page...

Continued from previous page...

Atom-1	Atom-2	Interatomic distance (Å)	Clash overlap (Å)
1:A:280:VAL:HG22	1:A:312:PHE:CE1	2.44	0.52
1:A:244:ASP:OD2	1:A:245:ASP:O	2.27	0.52
1:G:332:ASN:C	1:G:334:ILE:H	2.11	0.52
1:A:289:THR:HG22	1:A:291:VAL:HG23	1.91	0.52
1:A:305:ASP:HB3	1:G:262:ARG:CD	2.39	0.52
1:F:32:ILE:O	1:F:36:ALA:HB2	2.08	0.52
1:A:208:ILE:HG23	1:A:227:GLN:HB3	1.90	0.52
1:B:244:ASP:OD2	1:B:245:ASP:N	2.33	0.52
1:C:219:GLN:HA	1:C:222:MET:HE2	1.91	0.52
1:A:298:ARG:HE	1:A:316:ASP:CG	2.13	0.52
1:F:202:ASP:CB	1:F:205:VAL:HG23	2.38	0.52
1:H:284:ASP:O	1:H:288:VAL:HG23	2.10	0.52
1:A:165:THR:HG23	1:A:193:HIS:CG	2.45	0.52
1:D:269:ILE:HD11	1:D:312:PHE:CD2	2.29	0.52
1:D:148:VAL:CG1	1:D:152:VAL:HG23	2.39	0.52
1:D:262:ARG:HE	1:H:305:ASP:HB3	1.74	0.52
1:F:269:ILE:HD11	1:F:312:PHE:CD2	2.31	0.52
1:D:304:ILE:O	1:D:306:PRO:CD	2.56	0.52
1:H:202:ASP:CB	1:H:205:VAL:HG23	2.38	0.52
1:C:294:ILE:HD12	1:E:251:PHE:CG	2.45	0.52
1:C:142:LEU:HD23	1:C:142:LEU:C	2.30	0.52
1:H:155:SER:O	1:H:157:ALA:N	2.42	0.52
1:A:260:SER:O	1:A:261:THR:HB	2.09	0.52
1:A:155:SER:O	1:A:157:ALA:N	2.41	0.52
1:F:244:ASP:OD2	1:F:245:ASP:O	2.28	0.52
1:H:281:LEU:O	1:H:281:LEU:HD23	2.10	0.52
1:B:131:LEU:HD13	1:B:139:VAL:HG11	1.92	0.52
1:C:148:VAL:CG1	1:C:152:VAL:HG23	2.38	0.52
1:F:281:LEU:HD23	1:F:281:LEU:O	2.10	0.52
1:D:288:VAL:HG11	1:D:333:TYR:CD1	2.45	0.52
1:A:148:VAL:HG12	1:A:152:VAL:CG2	2.40	0.51
1:B:265:VAL:HG21	1:B:327:ILE:HD13	1.91	0.51
1:H:269:ILE:CD1	1:H:312:PHE:HD2	2.18	0.51
1:A:269:ILE:HD11	1:A:312:PHE:CD2	2.31	0.51
1:D:260:SER:O	1:D:261:THR:HB	2.10	0.51
1:B:192:ILE:CD1	1:B:220:LEU:HG	2.40	0.51
1:C:155:SER:O	1:C:157:ALA:N	2.42	0.51
1:D:202:ASP:CB	1:D:205:VAL:HG23	2.39	0.51
1:G:291:VAL:HG11	1:G:330:LEU:HD12	1.91	0.51
1:E:245:ASP:O	1:E:248:GLU:OE1	2.29	0.51
1:H:148:VAL:CG1	1:H:152:VAL:HG23	2.40	0.51

Continued on next page...

Continued from previous page...

Atom-1	Atom-2	Interatomic distance (Å)	Clash overlap (Å)
1:A:281:LEU:O	1:A:281:LEU:HD23	2.11	0.51
1:A:323:LYS:NZ	1:A:326:GLU:OE2	2.43	0.51
1:E:289:THR:CG2	1:E:291:VAL:HG23	2.40	0.51
1:B:288:VAL:HG11	1:B:333:TYR:CD1	2.46	0.51
1:E:280:VAL:HG22	1:E:312:PHE:CE1	2.46	0.51
1:H:131:LEU:HD13	1:H:139:VAL:HG11	1.93	0.51
1:A:298:ARG:NE	1:A:316:ASP:OD1	2.44	0.51
1:A:251:PHE:HZ	1:A:321:ILE:HD11	1.75	0.51
1:F:265:VAL:HG21	1:F:327:ILE:HD13	1.91	0.51
1:D:247:TYR:OH	1:H:299:GLY:HA2	2.10	0.51
1:D:247:TYR:HE1	1:H:317:ILE:HD12	1.75	0.51
1:C:244:ASP:CG	1:C:245:ASP:H	2.02	0.51
1:C:248:GLU:OE2	1:E:266:GLU:OE1	2.29	0.51
1:G:131:LEU:HD13	1:G:139:VAL:HG11	1.91	0.51
1:G:280:VAL:HG22	1:G:312:PHE:CE1	2.46	0.51
1:C:260:SER:O	1:C:261:THR:HB	2.10	0.51
1:G:330:LEU:HD23	1:G:330:LEU:O	2.10	0.51
1:C:251:PHE:HZ	1:C:321:ILE:HD11	1.76	0.51
1:E:330:LEU:O	1:E:330:LEU:HD23	2.10	0.51
1:C:208:ILE:HG23	1:C:227:GLN:HB3	1.91	0.51
1:A:304:ILE:O	1:A:306:PRO:CD	2.55	0.51
1:F:148:VAL:CG1	1:F:152:VAL:HG23	2.40	0.51
1:A:242:SER:O	1:G:206:ARG:NH1	2.43	0.51
1:A:148:VAL:CG1	1:A:152:VAL:HG23	2.39	0.51
1:D:129:GLU:HG3	1:H:233:VAL:HA	1.92	0.51
1:F:62:TYR:HA	1:G:61:GLY:O	2.09	0.51
1:E:145:ASP:OD1	1:E:147:ASN:HB2	2.10	0.51
1:B:262:ARG:HE	1:F:305:ASP:HB3	1.75	0.51
1:H:298:ARG:NE	1:H:316:ASP:OD1	2.43	0.51
1:C:323:LYS:NZ	1:C:326:GLU:OE2	2.44	0.51
1:B:236:GLY:O	1:B:239:MET:HB2	2.10	0.51
1:G:245:ASP:O	1:G:248:GLU:OE1	2.29	0.51
1:A:117:HIS:CD2	1:A:178:ALA:HA	2.46	0.51
1:F:145:ASP:OD1	1:F:147:ASN:HB2	2.11	0.51
1:D:32:ILE:O	1:D:36:ALA:HB2	2.10	0.51
1:F:131:LEU:HD13	1:F:139:VAL:HG11	1.93	0.50
1:E:131:LEU:HD13	1:E:139:VAL:HG11	1.93	0.50
1:C:148:VAL:HG12	1:C:152:VAL:CG2	2.41	0.50
1:C:202:ASP:CG	1:C:205:VAL:HG23	2.32	0.50
1:G:165:THR:HG23	1:G:193:HIS:CG	2.45	0.50
1:H:236:GLY:O	1:H:239:MET:HB2	2.11	0.50

Continued on next page...

Continued from previous page...

Atom-1	Atom-2	Interatomic distance (Å)	Clash overlap (Å)
1:H:145:ASP:OD1	1:H:147:ASN:HB2	2.11	0.50
1:A:142:LEU:HD23	1:A:142:LEU:C	2.31	0.50
1:D:281:LEU:O	1:D:281:LEU:HD23	2.11	0.50
1:G:148:VAL:CG1	1:G:152:VAL:HG23	2.41	0.50
1:B:165:THR:HG23	1:B:193:HIS:CG	2.46	0.50
1:B:219:GLN:HA	1:B:222:MET:HE2	1.94	0.50
1:G:298:ARG:HE	1:G:316:ASP:CG	2.15	0.50
1:G:289:THR:CG2	1:G:291:VAL:HG23	2.40	0.50
1:G:145:ASP:OD1	1:G:147:ASN:HB2	2.11	0.50
1:F:298:ARG:NE	1:F:316:ASP:OD1	2.45	0.50
1:B:202:ASP:CB	1:B:205:VAL:HG23	2.39	0.50
1:G:323:LYS:NZ	1:G:326:GLU:OE2	2.45	0.50
1:C:284:ASP:O	1:C:288:VAL:HG23	2.12	0.50
1:F:236:GLY:O	1:F:239:MET:HB2	2.11	0.50
1:B:247:TYR:HE1	1:F:317:ILE:HD12	1.76	0.50
1:D:192:ILE:HD11	1:D:220:LEU:HG	1.92	0.50
1:A:330:LEU:CD2	1:A:334:ILE:HD11	2.41	0.50
1:B:145:ASP:OD1	1:B:147:ASN:HB2	2.11	0.50
1:F:269:ILE:CD1	1:F:312:PHE:HD2	2.19	0.50
1:C:298:ARG:HE	1:C:316:ASP:CG	2.15	0.50
1:C:262:ARG:HD2	1:E:305:ASP:HB3	1.93	0.50
1:B:284:ASP:O	1:B:288:VAL:HG23	2.11	0.50
1:D:265:VAL:HG21	1:D:327:ILE:HD13	1.92	0.50
1:A:239:MET:HE3	1:G:126:SER:HB3	1.94	0.50
1:H:298:ARG:HE	1:H:316:ASP:CG	2.14	0.50
1:E:302:LEU:C	1:E:302:LEU:HD23	2.31	0.50
1:G:304:ILE:N	1:G:304:ILE:HD12	2.27	0.50
1:C:148:VAL:O	1:C:149:ARG:C	2.50	0.50
1:B:289:THR:CG2	1:B:291:VAL:HG23	2.42	0.50
1:A:218:GLU:CD	1:H:200:LYS:HE2	2.31	0.50
1:C:117:HIS:CD2	1:C:178:ALA:HA	2.47	0.50
1:H:289:THR:CG2	1:H:291:VAL:HG23	2.42	0.50
1:A:131:LEU:HD13	1:A:139:VAL:HG11	1.92	0.50
1:A:202:ASP:CG	1:A:205:VAL:HG23	2.31	0.50
1:A:262:ARG:HD2	1:G:305:ASP:HB3	1.92	0.50
1:H:244:ASP:OD2	1:H:245:ASP:O	2.29	0.50
1:F:245:ASP:O	1:F:248:GLU:OE1	2.30	0.50
1:G:290:GLY:O	1:G:326:GLU:OE2	2.30	0.50
1:D:289:THR:CG2	1:D:291:VAL:HG23	2.42	0.50
1:E:298:ARG:NE	1:E:316:ASP:OD1	2.45	0.49
1:A:219:GLN:HA	1:A:222:MET:HE2	1.93	0.49

Continued on next page...

Continued from previous page...

Atom-1	Atom-2	Interatomic distance (Å)	Clash overlap (Å)
1:D:289:THR:HG23	1:D:326:GLU:O	2.11	0.49
1:D:330:LEU:O	1:D:330:LEU:HD23	2.12	0.49
1:E:236:GLY:O	1:E:239:MET:HB2	2.12	0.49
1:D:244:ASP:OD2	1:D:245:ASP:O	2.31	0.49
1:E:304:ILE:HG22	1:E:305:ASP:N	2.27	0.49
1:B:294:ILE:HD12	1:F:251:PHE:CD1	2.47	0.49
1:G:281:LEU:O	1:G:281:LEU:HD23	2.12	0.49
1:F:148:VAL:HG12	1:F:152:VAL:CG2	2.42	0.49
1:G:330:LEU:CD2	1:G:334:ILE:HD11	2.42	0.49
1:C:218:GLU:CD	1:F:200:LYS:HE2	2.33	0.49
1:B:117:HIS:CD2	1:B:178:ALA:HA	2.47	0.49
1:A:222:MET:HE3	1:H:196:LEU:O	2.12	0.49
1:E:298:ARG:HE	1:E:316:ASP:CG	2.15	0.49
1:B:155:SER:O	1:B:157:ALA:N	2.39	0.49
1:G:298:ARG:NE	1:G:316:ASP:OD1	2.45	0.49
1:C:330:LEU:CD2	1:C:334:ILE:HD11	2.41	0.49
1:B:192:ILE:HD11	1:B:220:LEU:HG	1.93	0.49
1:G:284:ASP:O	1:G:288:VAL:HG23	2.13	0.49
1:E:62:TYR:HA	1:F:61:GLY:O	2.13	0.49
1:G:302:LEU:C	1:G:302:LEU:HD23	2.33	0.49
1:E:304:ILE:N	1:E:304:ILE:HD12	2.28	0.49
1:F:298:ARG:HE	1:F:316:ASP:CG	2.16	0.49
1:H:330:LEU:O	1:H:330:LEU:HD23	2.13	0.49
1:A:148:VAL:O	1:A:149:ARG:C	2.50	0.49
1:H:148:VAL:HG12	1:H:152:VAL:CG2	2.42	0.49
1:B:330:LEU:HD23	1:B:330:LEU:O	2.12	0.49
1:E:330:LEU:CD2	1:E:334:ILE:HD11	2.42	0.49
1:F:288:VAL:HG11	1:F:333:TYR:CD1	2.48	0.49
1:G:195:ILE:HD13	1:G:225:ALA:HB2	1.94	0.49
1:D:145:ASP:OD1	1:D:147:ASN:HB2	2.12	0.49
1:E:195:ILE:HD13	1:E:225:ALA:HB2	1.94	0.49
1:E:32:ILE:O	1:E:36:ALA:HB2	2.12	0.49
1:D:155:SER:O	1:D:157:ALA:N	2.41	0.49
1:B:289:THR:HG23	1:B:326:GLU:O	2.12	0.49
1:H:288:VAL:HG11	1:H:333:TYR:CD1	2.48	0.49
1:D:290:GLY:O	1:D:326:GLU:OE2	2.31	0.49
1:G:148:VAL:HG12	1:G:152:VAL:CG2	2.43	0.49
1:A:330:LEU:O	1:A:330:LEU:HD23	2.13	0.49
1:C:298:ARG:NE	1:C:316:ASP:OD1	2.45	0.49
1:A:304:ILE:HG22	1:A:305:ASP:N	2.27	0.49
1:E:290:GLY:O	1:E:326:GLU:OE2	2.31	0.49

Continued on next page...

Continued from previous page...

Atom-1	Atom-2	Interatomic distance (Å)	Clash overlap (Å)
1:H:117:HIS:CD2	1:H:178:ALA:HA	2.48	0.49
1:D:117:HIS:CD2	1:D:178:ALA:HA	2.48	0.49
1:F:289:THR:CG2	1:F:291:VAL:HG23	2.43	0.49
1:C:131:LEU:HD13	1:C:139:VAL:HG11	1.93	0.49
1:C:304:ILE:HG22	1:C:305:ASP:N	2.28	0.49
1:B:202:ASP:CG	1:B:205:VAL:HG23	2.33	0.49
1:E:148:VAL:O	1:E:149:ARG:C	2.52	0.49
1:D:284:ASP:O	1:D:288:VAL:HG23	2.13	0.49
1:G:288:VAL:HG11	1:G:333:TYR:CD1	2.48	0.49
1:F:117:HIS:CD2	1:F:178:ALA:HA	2.48	0.49
1:G:304:ILE:HG22	1:G:305:ASP:N	2.28	0.48
1:E:148:VAL:HG12	1:E:152:VAL:CG2	2.43	0.48
1:C:281:LEU:HD23	1:C:281:LEU:O	2.12	0.48
1:F:202:ASP:CG	1:F:205:VAL:HG23	2.33	0.48
1:D:148:VAL:HG12	1:D:152:VAL:CG2	2.41	0.48
1:E:60:VAL:O	1:H:60:VAL:O	2.31	0.48
1:F:145:ASP:OD1	1:F:147:ASN:N	2.47	0.48
1:E:142:LEU:HD23	1:E:142:LEU:C	2.34	0.48
1:C:244:ASP:OD2	1:C:245:ASP:N	2.34	0.48
1:C:242:SER:O	1:E:206:ARG:NH1	2.46	0.48
1:D:202:ASP:CG	1:D:205:VAL:HG23	2.33	0.48
1:A:302:LEU:C	1:A:302:LEU:HD23	2.34	0.48
1:C:183:VAL:HG12	1:C:191:THR:HG23	1.95	0.48
1:G:219:GLN:HA	1:G:222:MET:HE2	1.96	0.48
1:F:183:VAL:HG12	1:F:191:THR:HG23	1.94	0.48
1:B:141:VAL:HB	1:B:152:VAL:HG11	1.95	0.48
1:D:236:GLY:O	1:D:239:MET:HB2	2.14	0.48
1:B:244:ASP:OD2	1:B:245:ASP:O	2.32	0.48
1:H:245:ASP:O	1:H:248:GLU:OE1	2.30	0.48
1:D:148:VAL:O	1:D:149:ARG:C	2.52	0.48
1:F:148:VAL:O	1:F:149:ARG:C	2.52	0.48
1:E:244:ASP:OD2	1:E:245:ASP:O	2.31	0.48
1:E:148:VAL:CG1	1:E:152:VAL:HG23	2.41	0.48
1:F:330:LEU:HD23	1:F:330:LEU:O	2.13	0.48
1:B:192:ILE:CG2	1:G:196:LEU:HD12	2.40	0.48
1:B:148:VAL:O	1:B:149:ARG:C	2.51	0.48
1:D:330:LEU:CD2	1:D:334:ILE:HD11	2.44	0.48
1:G:142:LEU:C	1:G:142:LEU:HD23	2.33	0.48
1:B:206:ARG:NH1	1:F:242:SER:O	2.45	0.48
1:B:281:LEU:O	1:B:281:LEU:HD23	2.13	0.48
1:G:244:ASP:OD2	1:G:245:ASP:N	2.35	0.48

Continued on next page...

Continued from previous page...

Atom-1	Atom-2	Interatomic distance (Å)	Clash overlap (Å)
1:A:289:THR:CG2	1:A:291:VAL:HG23	2.43	0.48
1:D:302:LEU:C	1:D:302:LEU:HD23	2.34	0.48
1:D:304:ILE:HG21	1:H:321:ILE:HG21	1.96	0.48
1:C:289:THR:CG2	1:C:291:VAL:HG23	2.43	0.48
1:C:181:VAL:HG23	1:C:205:VAL:HG11	1.96	0.48
1:E:145:ASP:OD1	1:E:147:ASN:N	2.47	0.48
1:D:206:ARG:NH1	1:H:242:SER:O	2.46	0.48
1:D:208:ILE:HG23	1:D:227:GLN:HB3	1.96	0.48
1:G:117:HIS:CD2	1:G:178:ALA:HA	2.49	0.48
1:F:330:LEU:CD2	1:F:334:ILE:HD11	2.44	0.47
1:H:202:ASP:CG	1:H:205:VAL:HG23	2.34	0.47
1:A:284:ASP:O	1:A:288:VAL:HG23	2.14	0.47
1:F:289:THR:HG23	1:F:326:GLU:O	2.14	0.47
1:A:181:VAL:HG23	1:A:205:VAL:HG11	1.97	0.47
1:H:148:VAL:O	1:H:149:ARG:C	2.52	0.47
1:G:208:ILE:HG23	1:G:227:GLN:HB3	1.96	0.47
1:H:330:LEU:CD2	1:H:334:ILE:HD11	2.44	0.47
1:F:208:ILE:HG23	1:F:227:GLN:HB3	1.96	0.47
1:G:244:ASP:OD2	1:G:245:ASP:O	2.33	0.47
1:E:284:ASP:O	1:E:288:VAL:HG23	2.13	0.47
1:E:288:VAL:HG11	1:E:333:TYR:CD1	2.48	0.47
1:B:302:LEU:C	1:B:302:LEU:HD23	2.34	0.47
1:G:145:ASP:OD1	1:G:147:ASN:N	2.47	0.47
1:B:305:ASP:OD2	1:F:323:LYS:NZ	2.42	0.47
1:G:232:PHE:N	1:G:232:PHE:CD2	2.81	0.47
1:B:183:VAL:HG12	1:B:191:THR:HG23	1.97	0.47
1:C:145:ASP:OD1	1:C:147:ASN:N	2.48	0.47
1:B:126:SER:HB3	1:F:239:MET:HE3	1.97	0.47
1:B:181:VAL:HG23	1:B:205:VAL:HG11	1.97	0.47
1:D:181:VAL:HG23	1:D:205:VAL:HG11	1.97	0.47
1:F:304:ILE:O	1:F:306:PRO:CD	2.61	0.47
1:A:245:ASP:O	1:A:248:GLU:OE1	2.33	0.47
1:D:192:ILE:CG2	1:E:196:LEU:HD12	2.42	0.47
1:D:251:PHE:CZ	1:H:294:ILE:HD12	2.50	0.47
1:D:294:ILE:HD12	1:H:251:PHE:CD1	2.49	0.47
1:B:304:ILE:O	1:B:306:PRO:CD	2.60	0.47
1:B:245:ASP:HB3	1:B:247:TYR:CD1	2.49	0.47
1:H:291:VAL:HG23	1:H:326:GLU:HB3	1.96	0.47
1:H:208:ILE:HG23	1:H:227:GLN:HB3	1.95	0.47
1:D:126:SER:HB3	1:H:239:MET:HE3	1.97	0.47
1:C:239:MET:HE3	1:E:126:SER:HB3	1.97	0.47

Continued on next page...

Continued from previous page...

Atom-1	Atom-2	Interatomic distance (Å)	Clash overlap (Å)
1:E:117:HIS:CD2	1:E:178:ALA:HA	2.49	0.47
1:C:289:THR:HG23	1:C:326:GLU:O	2.15	0.47
1:C:291:VAL:HG23	1:C:326:GLU:HB3	1.97	0.47
1:H:181:VAL:HG23	1:H:205:VAL:HG11	1.97	0.47
1:A:183:VAL:CG1	1:A:191:THR:HG23	2.44	0.47
1:E:183:VAL:CG1	1:E:191:THR:HG23	2.45	0.47
1:D:245:ASP:HB3	1:D:247:TYR:CD1	2.50	0.47
1:C:141:VAL:HB	1:C:152:VAL:HG11	1.96	0.47
1:B:148:VAL:HG12	1:B:152:VAL:CG2	2.42	0.47
1:D:141:VAL:HB	1:D:152:VAL:HG11	1.95	0.47
1:C:199:ARG:NH2	1:C:205:VAL:O	2.48	0.47
1:C:313:ARG:HB2	1:C:316:ASP:OD1	2.14	0.46
1:D:304:ILE:HD12	1:D:304:ILE:N	2.29	0.46
1:C:330:LEU:HD23	1:C:330:LEU:O	2.14	0.46
1:B:330:LEU:CD2	1:B:334:ILE:HD11	2.45	0.46
1:H:145:ASP:OD1	1:H:147:ASN:N	2.48	0.46
1:D:218:GLU:O	1:D:222:MET:HG3	2.16	0.46
1:H:183:VAL:HG12	1:H:191:THR:HG23	1.97	0.46
1:B:290:GLY:O	1:B:326:GLU:OE2	2.33	0.46
1:D:321:ILE:HG21	1:H:304:ILE:HG21	1.96	0.46
1:B:299:GLY:O	1:B:300:ASP:HB2	2.15	0.46
1:B:196:LEU:HD12	1:G:192:ILE:HG21	1.97	0.46
1:G:148:VAL:O	1:G:149:ARG:C	2.53	0.46
1:F:60:VAL:O	1:G:60:VAL:O	2.32	0.46
1:F:291:VAL:HG23	1:F:326:GLU:HB3	1.97	0.46
1:G:141:VAL:HB	1:G:152:VAL:HG11	1.98	0.46
1:B:208:ILE:HG23	1:B:227:GLN:HB3	1.97	0.46
1:B:291:VAL:HG23	1:B:326:GLU:HB3	1.97	0.46
1:G:183:VAL:HG12	1:G:191:THR:HG23	1.97	0.46
1:C:222:MET:HE3	1:F:196:LEU:O	2.15	0.46
1:F:290:GLY:O	1:F:326:GLU:OE2	2.33	0.46
1:E:313:ARG:HB2	1:E:316:ASP:OD1	2.15	0.46
1:H:289:THR:HG23	1:H:326:GLU:O	2.14	0.46
1:B:232:PHE:N	1:B:232:PHE:CD2	2.83	0.46
1:H:199:ARG:NH2	1:H:205:VAL:O	2.49	0.46
1:E:141:VAL:HB	1:E:152:VAL:HG11	1.97	0.46
1:H:280:VAL:HG23	1:H:310:TYR:HB3	1.98	0.46
1:C:304:ILE:HD12	1:C:304:ILE:N	2.31	0.46
1:H:141:VAL:HB	1:H:152:VAL:HG11	1.98	0.46
1:C:59:THR:O	1:D:59:THR:O	2.34	0.46
1:F:183:VAL:CG1	1:F:191:THR:HG23	2.46	0.46

Continued on next page...

Continued from previous page...

Atom-1	Atom-2	Interatomic distance (Å)	Clash overlap (Å)
1:D:291:VAL:HG23	1:D:326:GLU:HB3	1.97	0.46
1:D:189:SER:OG	1:E:193:HIS:CD2	2.68	0.46
1:B:248:GLU:OE1	1:F:266:GLU:OE2	2.34	0.46
1:B:294:ILE:HD12	1:F:251:PHE:CE1	2.51	0.46
1:A:141:VAL:HB	1:A:152:VAL:HG11	1.97	0.46
1:E:181:VAL:HG23	1:E:205:VAL:HG11	1.98	0.46
1:F:141:VAL:HB	1:F:152:VAL:HG11	1.98	0.46
1:F:304:ILE:HG22	1:F:305:ASP:N	2.31	0.46
1:A:291:VAL:HG23	1:A:326:GLU:HB3	1.97	0.46
1:C:299:GLY:O	1:C:300:ASP:HB2	2.17	0.45
1:C:124:SER:O	1:C:127:THR:HB	2.16	0.45
1:G:181:VAL:HG23	1:G:205:VAL:HG11	1.98	0.45
1:G:289:THR:HG23	1:G:326:GLU:O	2.15	0.45
1:B:321:ILE:HG21	1:F:304:ILE:HG21	1.98	0.45
1:D:299:GLY:O	1:D:300:ASP:HB2	2.15	0.45
1:B:304:ILE:HG21	1:F:321:ILE:HG21	1.98	0.45
1:A:299:GLY:O	1:A:300:ASP:HB2	2.16	0.45
1:E:232:PHE:N	1:E:232:PHE:CD2	2.81	0.45
1:B:199:ARG:NH2	1:B:205:VAL:O	2.50	0.45
1:F:219:GLN:HA	1:F:222:MET:HE2	1.98	0.45
1:C:232:PHE:N	1:C:232:PHE:CD2	2.82	0.45
1:G:60:VAL:O	1:H:60:VAL:O	2.34	0.45
1:E:208:ILE:HG23	1:E:227:GLN:HB3	1.98	0.45
1:C:290:GLY:O	1:C:326:GLU:OE2	2.34	0.45
1:G:198:ILE:O	1:G:199:ARG:C	2.55	0.45
1:C:215:GLU:OE1	1:F:166:ARG:HD3	2.16	0.45
1:H:245:ASP:HB3	1:H:247:TYR:CD1	2.52	0.45
1:E:289:THR:HG23	1:E:326:GLU:O	2.16	0.45
1:B:189:SER:OG	1:G:193:HIS:CD2	2.67	0.45
1:F:289:THR:HA	1:F:329:ARG:HD2	1.99	0.45
1:F:199:ARG:NH2	1:F:205:VAL:O	2.50	0.45
1:C:302:LEU:C	1:C:302:LEU:HD23	2.36	0.45
1:D:183:VAL:HG12	1:D:191:THR:HG23	1.98	0.45
1:D:196:LEU:HB3	1:E:222:MET:CE	2.46	0.45
1:A:304:ILE:HD12	1:A:304:ILE:N	2.31	0.45
1:G:278:VAL:HG12	1:G:279:SER:N	2.32	0.45
1:F:181:VAL:HG23	1:F:205:VAL:HG11	1.99	0.45
1:A:323:LYS:HZ3	1:A:326:GLU:CD	2.20	0.45
1:D:233:VAL:HA	1:H:129:GLU:HG3	1.98	0.45
1:G:280:VAL:HG23	1:G:310:TYR:HB3	1.98	0.45
1:G:313:ARG:HB2	1:G:316:ASP:OD1	2.17	0.45

Continued on next page...

Continued from previous page...

Atom-1	Atom-2	Interatomic distance (Å)	Clash overlap (Å)
1:H:238:LEU:HD22	1:H:249:ALA:CA	2.45	0.45
1:D:145:ASP:OD1	1:D:147:ASN:N	2.50	0.45
1:F:60:VAL:O	1:G:61:GLY:HA3	2.16	0.45
1:B:145:ASP:OD1	1:B:147:ASN:N	2.50	0.45
1:H:142:LEU:HD23	1:H:142:LEU:C	2.37	0.45
1:E:280:VAL:HG23	1:E:310:TYR:HB3	1.99	0.45
1:H:323:LYS:HD3	1:H:326:GLU:OE1	2.16	0.45
1:F:232:PHE:CD2	1:F:232:PHE:N	2.84	0.45
1:B:233:VAL:HA	1:F:129:GLU:HG3	1.99	0.45
1:H:304:ILE:HG22	1:H:305:ASP:N	2.31	0.44
1:B:304:ILE:N	1:B:304:ILE:HD12	2.32	0.44
1:C:269:ILE:CD1	1:C:312:PHE:HD2	2.19	0.44
1:G:259:GLU:C	1:G:261:THR:H	2.20	0.44
1:B:251:PHE:CE1	1:B:255:VAL:HG21	2.53	0.44
1:D:294:ILE:HD12	1:H:251:PHE:CE1	2.53	0.44
1:A:199:ARG:NH2	1:A:205:VAL:O	2.49	0.44
1:B:142:LEU:HD23	1:B:142:LEU:C	2.37	0.44
1:D:248:GLU:CD	1:H:266:GLU:OE1	2.56	0.44
1:B:304:ILE:HG22	1:B:305:ASP:N	2.32	0.44
1:G:32:ILE:O	1:G:36:ALA:HB2	2.17	0.44
1:C:192:ILE:CG2	1:F:196:LEU:HD12	2.47	0.44
1:B:280:VAL:HG23	1:B:310:TYR:HB3	2.00	0.44
1:C:280:VAL:HG23	1:C:310:TYR:HB3	1.99	0.44
1:F:245:ASP:HB3	1:F:247:TYR:CD1	2.52	0.44
1:E:278:VAL:HG12	1:E:279:SER:N	2.31	0.44
1:F:170:LEU:HD23	1:F:170:LEU:HA	1.87	0.44
1:B:218:GLU:O	1:B:222:MET:HG3	2.18	0.44
1:D:251:PHE:CE2	1:H:294:ILE:HD12	2.52	0.44
1:A:145:ASP:OD1	1:A:147:ASN:N	2.50	0.44
1:B:239:MET:HE3	1:F:126:SER:HB3	1.98	0.44
1:H:304:ILE:HD12	1:H:304:ILE:N	2.32	0.44
1:A:305:ASP:CB	1:G:262:ARG:HD2	2.46	0.44
1:G:181:VAL:HG11	1:G:198:ILE:CD1	2.47	0.44
1:B:269:ILE:CD1	1:B:312:PHE:HD2	2.19	0.44
1:D:248:GLU:OE1	1:H:266:GLU:OE2	2.35	0.44
1:H:290:GLY:O	1:H:326:GLU:OE2	2.35	0.44
1:B:251:PHE:CE2	1:F:294:ILE:HD12	2.53	0.44
1:D:330:LEU:O	1:D:334:ILE:HG13	2.18	0.44
1:F:142:LEU:C	1:F:142:LEU:HD23	2.38	0.44
1:F:332:ASN:C	1:F:334:ILE:N	2.71	0.44
1:A:280:VAL:HG23	1:A:310:TYR:HB3	1.99	0.44

Continued on next page...

Continued from previous page...

Atom-1	Atom-2	Interatomic distance (Å)	Clash overlap (Å)
1:A:269:ILE:CD1	1:A:312:PHE:HD2	2.19	0.44
1:A:313:ARG:HB2	1:A:316:ASP:OD1	2.18	0.44
1:G:59:THR:O	1:H:59:THR:O	2.35	0.44
1:F:280:VAL:HG23	1:F:310:TYR:HB3	1.99	0.44
1:A:289:THR:HG23	1:A:326:GLU:O	2.16	0.44
1:E:323:LYS:HZ3	1:E:326:GLU:CD	2.21	0.44
1:F:323:LYS:HD3	1:F:326:GLU:OE1	2.18	0.44
1:D:304:ILE:HG22	1:D:305:ASP:N	2.31	0.44
1:H:289:THR:HA	1:H:329:ARG:HD2	2.00	0.44
1:D:251:PHE:HB2	1:H:319:LEU:CD2	2.47	0.44
1:D:232:PHE:CD2	1:D:232:PHE:N	2.83	0.44
1:F:244:ASP:OD2	1:F:245:ASP:N	2.35	0.44
1:A:199:ARG:HE	1:A:199:ARG:HA	1.83	0.44
1:A:215:GLU:OE1	1:H:166:ARG:HD3	2.18	0.44
1:A:214:TYR:O	1:A:217:ILE:HG13	2.18	0.44
1:D:142:LEU:C	1:D:142:LEU:HD23	2.37	0.44
1:F:304:ILE:HD12	1:F:304:ILE:N	2.33	0.43
1:H:323:LYS:H	1:H:323:LYS:HD3	1.82	0.43
1:B:251:PHE:CZ	1:F:294:ILE:HD12	2.52	0.43
1:G:289:THR:HA	1:G:329:ARG:HD2	1.99	0.43
1:A:62:TYR:HA	1:B:61:GLY:O	2.18	0.43
1:H:304:ILE:O	1:H:306:PRO:CD	2.62	0.43
1:A:244:ASP:CG	1:A:245:ASP:N	2.71	0.43
1:C:323:LYS:HD3	1:C:326:GLU:OE1	2.18	0.43
1:G:199:ARG:HE	1:G:199:ARG:HA	1.84	0.43
1:E:59:THR:O	1:H:59:THR:O	2.36	0.43
1:C:245:ASP:O	1:C:248:GLU:OE1	2.37	0.43
1:D:196:LEU:HD12	1:E:192:ILE:HG21	2.00	0.43
1:C:261:THR:O	1:C:262:ARG:C	2.57	0.43
1:H:232:PHE:N	1:H:232:PHE:CD2	2.84	0.43
1:B:183:VAL:CG1	1:B:191:THR:HG23	2.48	0.43
1:B:313:ARG:HB2	1:B:316:ASP:OD1	2.17	0.43
1:D:269:ILE:CD1	1:D:312:PHE:HD2	2.19	0.43
1:E:269:ILE:CD1	1:E:312:PHE:HD2	2.20	0.43
1:B:120:ILE:HG21	1:B:127:THR:CG2	2.46	0.43
1:B:330:LEU:O	1:B:334:ILE:HG13	2.19	0.43
1:H:302:LEU:C	1:H:302:LEU:HD23	2.39	0.43
1:D:313:ARG:HB2	1:D:316:ASP:OD1	2.18	0.43
1:D:251:PHE:CE1	1:D:255:VAL:HG21	2.54	0.43
1:F:59:THR:O	1:G:59:THR:O	2.37	0.43
1:H:313:ARG:HB2	1:H:316:ASP:OD1	2.18	0.43

Continued on next page...

Continued from previous page...

Atom-1	Atom-2	Interatomic distance (Å)	Clash overlap (Å)
1:D:198:ILE:O	1:D:199:ARG:C	2.57	0.43
1:E:124:SER:O	1:E:127:THR:HB	2.18	0.43
1:A:192:ILE:CG2	1:H:196:LEU:HD12	2.48	0.43
1:D:120:ILE:HG21	1:D:127:THR:CG2	2.47	0.43
1:E:198:ILE:O	1:E:199:ARG:C	2.56	0.43
1:A:289:THR:HG22	1:A:291:VAL:H	1.84	0.43
1:D:244:ASP:CG	1:D:245:ASP:N	2.72	0.43
1:C:305:ASP:CB	1:E:262:ARG:HD2	2.46	0.43
1:D:199:ARG:NH2	1:D:205:VAL:O	2.51	0.43
1:E:199:ARG:HE	1:E:199:ARG:HA	1.84	0.43
1:E:245:ASP:HB3	1:E:247:TYR:CD1	2.53	0.43
1:F:330:LEU:O	1:F:334:ILE:HG13	2.19	0.42
1:C:289:THR:HA	1:C:329:ARG:HD2	2.01	0.42
1:A:261:THR:O	1:A:262:ARG:C	2.56	0.42
1:A:251:PHE:HE2	1:G:251:PHE:HE2	1.67	0.42
1:E:289:THR:HA	1:E:329:ARG:HD2	2.00	0.42
1:G:183:VAL:CG1	1:G:191:THR:HG23	2.49	0.42
1:A:333:TYR:O	1:A:333:TYR:CG	2.72	0.42
1:A:273:SER:C	1:A:275:LEU:N	2.73	0.42
1:G:275:LEU:O	1:G:276:GLU:C	2.57	0.42
1:G:245:ASP:HB3	1:G:247:TYR:CD1	2.54	0.42
1:C:183:VAL:CG1	1:C:191:THR:HG23	2.48	0.42
1:C:333:TYR:O	1:C:333:TYR:CG	2.72	0.42
1:D:333:TYR:CG	1:D:333:TYR:O	2.72	0.42
1:H:298:ARG:O	1:H:299:GLY:C	2.57	0.42
1:H:299:GLY:O	1:H:300:ASP:HB2	2.20	0.42
1:G:269:ILE:CD1	1:G:312:PHE:HD2	2.21	0.42
1:C:290:GLY:O	1:E:305:ASP:OD2	2.37	0.42
1:E:259:GLU:C	1:E:261:THR:H	2.21	0.42
1:A:124:SER:O	1:A:127:THR:HB	2.18	0.42
1:A:232:PHE:N	1:A:232:PHE:CD2	2.83	0.42
1:H:323:LYS:HZ3	1:H:326:GLU:CD	2.21	0.42
1:E:199:ARG:NH2	1:E:205:VAL:O	2.53	0.42
1:E:244:ASP:CG	1:E:245:ASP:N	2.70	0.42
1:D:332:ASN:C	1:D:334:ILE:N	2.73	0.42
1:G:259:GLU:HB3	1:G:260:SER:H	1.63	0.42
1:F:238:LEU:HD22	1:F:249:ALA:CA	2.47	0.42
1:B:198:ILE:O	1:B:199:ARG:C	2.58	0.42
1:D:323:LYS:NZ	1:D:326:GLU:OE2	2.52	0.42
1:B:240:SER:HB2	1:F:134:LEU:CD2	2.50	0.42
1:D:280:VAL:HG23	1:D:310:TYR:HB3	2.00	0.42

Continued on next page...

Continued from previous page...

Atom-1	Atom-2	Interatomic distance (Å)	Clash overlap (Å)
1:F:302:LEU:HD23	1:F:302:LEU:C	2.40	0.42
1:F:313:ARG:HB2	1:F:316:ASP:OD1	2.20	0.42
1:H:183:VAL:CG1	1:H:191:THR:HG23	2.49	0.42
1:E:129:GLU:HA	1:E:132:ARG:HD3	2.01	0.42
1:H:214:TYR:O	1:H:217:ILE:HG13	2.19	0.42
1:E:299:GLY:O	1:E:300:ASP:HB2	2.20	0.42
1:H:332:ASN:C	1:H:334:ILE:N	2.72	0.42
1:H:244:ASP:OD2	1:H:245:ASP:N	2.35	0.42
1:G:202:ASP:HB3	1:G:205:VAL:CG2	2.49	0.42
1:H:120:ILE:HG21	1:H:127:THR:CG2	2.49	0.42
1:A:266:GLU:OE1	1:G:248:GLU:OE2	2.38	0.42
1:B:323:LYS:HD3	1:B:326:GLU:OE1	2.20	0.42
1:B:323:LYS:NZ	1:B:326:GLU:OE2	2.52	0.42
1:B:261:THR:O	1:B:262:ARG:C	2.58	0.42
1:C:332:ASN:C	1:C:334:ILE:N	2.73	0.42
1:B:242:SER:O	1:F:208:ILE:HD11	2.20	0.42
1:F:275:LEU:O	1:F:276:GLU:C	2.57	0.42
1:C:126:SER:HB3	1:E:239:MET:HE3	2.01	0.42
1:F:195:ILE:O	1:F:196:LEU:C	2.58	0.42
1:A:222:MET:CE	1:H:196:LEU:HB3	2.50	0.42
1:E:298:ARG:O	1:E:299:GLY:C	2.58	0.42
1:F:299:GLY:O	1:F:300:ASP:HB2	2.19	0.42
1:E:273:SER:C	1:E:275:LEU:N	2.74	0.42
1:D:183:VAL:CG1	1:D:191:THR:HG23	2.50	0.42
1:A:69:THR:O	1:A:71:LEU:N	2.47	0.42
1:C:69:THR:O	1:C:71:LEU:N	2.46	0.42
1:F:196:LEU:HD23	1:F:196:LEU:HA	1.87	0.42
1:F:323:LYS:HE2	1:F:326:GLU:CD	2.41	0.42
1:H:124:SER:O	1:H:127:THR:HB	2.20	0.41
1:B:332:ASN:C	1:B:334:ILE:N	2.72	0.41
1:A:196:LEU:HD12	1:H:192:ILE:CG2	2.50	0.41
1:D:161:HIS:C	1:D:161:HIS:ND1	2.73	0.41
1:C:244:ASP:OD2	1:C:248:GLU:OE2	2.38	0.41
1:C:298:ARG:O	1:C:299:GLY:C	2.59	0.41
1:F:278:VAL:HG12	1:F:279:SER:N	2.35	0.41
1:G:199:ARG:NH2	1:G:205:VAL:O	2.51	0.41
1:C:195:ILE:O	1:C:196:LEU:C	2.59	0.41
1:G:332:ASN:C	1:G:334:ILE:N	2.73	0.41
1:B:289:THR:HA	1:B:329:ARG:HD2	2.02	0.41
1:A:290:GLY:O	1:A:326:GLU:OE2	2.38	0.41
1:E:330:LEU:O	1:E:334:ILE:HG13	2.20	0.41

Continued on next page...

Continued from previous page...

Atom-1	Atom-2	Interatomic distance (Å)	Clash overlap (Å)
1:B:298:ARG:NH2	1:B:313:ARG:HG3	2.35	0.41
1:B:319:LEU:HD21	1:F:251:PHE:HB2	2.02	0.41
1:G:273:SER:C	1:G:275:LEU:N	2.73	0.41
1:E:332:ASN:C	1:E:334:ILE:N	2.74	0.41
1:F:333:TYR:O	1:F:333:TYR:CG	2.72	0.41
1:B:161:HIS:C	1:B:161:HIS:ND1	2.72	0.41
1:B:134:LEU:CD2	1:F:240:SER:HB2	2.50	0.41
1:E:187:SER:O	1:E:188:ASP:C	2.59	0.41
1:D:244:ASP:OD2	1:D:245:ASP:N	2.35	0.41
1:H:323:LYS:HE2	1:H:326:GLU:CD	2.41	0.41
1:H:199:ARG:HE	1:H:199:ARG:HA	1.85	0.41
1:F:124:SER:O	1:F:127:THR:HB	2.20	0.41
1:G:299:GLY:O	1:G:300:ASP:HB2	2.20	0.41
1:H:275:LEU:O	1:H:276:GLU:C	2.57	0.41
1:D:289:THR:HA	1:D:329:ARG:HD2	2.02	0.41
1:F:323:LYS:HD3	1:F:323:LYS:H	1.85	0.41
1:C:241:ARG:NH1	1:C:241:ARG:HG2	2.36	0.41
1:H:330:LEU:O	1:H:334:ILE:HG13	2.20	0.41
1:F:273:SER:C	1:F:275:LEU:N	2.74	0.41
1:F:198:ILE:O	1:F:199:ARG:C	2.59	0.41
1:C:198:ILE:O	1:C:199:ARG:C	2.59	0.41
1:D:240:SER:HB2	1:H:134:LEU:CD2	2.51	0.41
1:F:298:ARG:O	1:F:299:GLY:C	2.58	0.41
1:B:251:PHE:HB2	1:F:319:LEU:CD2	2.50	0.41
1:G:323:LYS:HD3	1:G:323:LYS:H	1.85	0.41
1:C:251:PHE:HE2	1:E:251:PHE:HE2	1.69	0.41
1:D:323:LYS:HD3	1:D:326:GLU:OE1	2.21	0.41
1:C:199:ARG:HA	1:C:199:ARG:HE	1.84	0.41
1:B:275:LEU:O	1:B:276:GLU:C	2.59	0.41
1:G:129:GLU:HA	1:G:132:ARG:HD3	2.01	0.41
1:B:124:SER:O	1:B:127:THR:HB	2.21	0.41
1:E:275:LEU:O	1:E:276:GLU:C	2.59	0.41
1:G:124:SER:O	1:G:127:THR:HB	2.19	0.41
1:G:330:LEU:O	1:G:334:ILE:HG13	2.21	0.41
1:C:283:ALA:O	1:C:284:ASP:C	2.58	0.41
1:H:333:TYR:O	1:H:333:TYR:CG	2.73	0.41
1:C:133:GLU:C	1:C:135:ARG:H	2.23	0.41
1:E:161:HIS:C	1:E:161:HIS:ND1	2.74	0.41
1:H:218:GLU:O	1:H:222:MET:HG3	2.21	0.41
1:H:261:THR:O	1:H:262:ARG:C	2.59	0.41
1:G:298:ARG:O	1:G:299:GLY:C	2.59	0.41

Continued on next page...

Continued from previous page...

Atom-1	Atom-2	Interatomic distance (Å)	Clash overlap (Å)
1:D:242:SER:O	1:H:208:ILE:HD11	2.20	0.41
1:H:278:VAL:HG12	1:H:279:SER:N	2.35	0.41
1:E:181:VAL:HG11	1:E:198:ILE:CD1	2.51	0.41
1:C:181:VAL:HG11	1:C:198:ILE:CD1	2.51	0.41
1:A:289:THR:HA	1:A:329:ARG:HD2	2.02	0.41
1:A:332:ASN:C	1:A:334:ILE:N	2.72	0.41
1:E:323:LYS:HD3	1:E:326:GLU:OE1	2.21	0.41
1:F:283:ALA:O	1:F:284:ASP:C	2.59	0.41
1:A:215:GLU:H	1:A:215:GLU:HG3	1.72	0.41
1:F:133:GLU:C	1:F:135:ARG:H	2.24	0.41
1:F:214:TYR:O	1:F:217:ILE:HG13	2.21	0.41
1:C:305:ASP:HB3	1:E:262:ARG:NE	2.35	0.41
1:B:125:GLU:HB2	1:F:232:PHE:CD1	2.56	0.41
1:E:333:TYR:CG	1:E:333:TYR:O	2.74	0.41
1:A:245:ASP:HB3	1:A:247:TYR:CD1	2.55	0.40
1:C:326:GLU:OE2	1:E:305:ASP:OD2	2.39	0.40
1:D:251:PHE:CE1	1:H:294:ILE:HD12	2.56	0.40
1:C:278:VAL:HG12	1:C:279:SER:N	2.36	0.40
1:B:181:VAL:HG11	1:B:198:ILE:CD1	2.51	0.40
1:A:195:ILE:CD1	1:A:225:ALA:HB2	2.52	0.40
1:C:236:GLY:O	1:C:239:MET:HB2	2.21	0.40
1:H:170:LEU:HD23	1:H:170:LEU:HA	1.87	0.40
1:D:247:TYR:HA	1:D:250:MET:HB2	2.04	0.40
1:C:245:ASP:HB3	1:C:247:TYR:CD1	2.56	0.40
1:C:330:LEU:O	1:C:334:ILE:HG13	2.22	0.40
1:B:232:PHE:CD1	1:F:125:GLU:HB2	2.57	0.40
1:G:289:THR:HG22	1:G:291:VAL:H	1.87	0.40
1:C:302:LEU:HD12	1:E:247:TYR:CD2	2.56	0.40
1:G:241:ARG:HG2	1:G:241:ARG:NH1	2.37	0.40
1:F:324:PRO:O	1:F:327:ILE:HB	2.21	0.40
1:E:170:LEU:HA	1:E:170:LEU:HD23	1.88	0.40
1:H:133:GLU:C	1:H:135:ARG:H	2.25	0.40
1:A:279:SER:HA	1:A:310:TYR:O	2.22	0.40
1:D:232:PHE:CD1	1:H:125:GLU:HB2	2.56	0.40
1:F:181:VAL:HG11	1:F:198:ILE:CD1	2.51	0.40
1:A:330:LEU:O	1:A:334:ILE:HG13	2.21	0.40
1:E:291:VAL:HG23	1:E:326:GLU:HB3	2.03	0.40
1:H:187:SER:O	1:H:188:ASP:C	2.59	0.40
1:C:250:MET:O	1:C:254:ASP:HB2	2.22	0.40
1:F:218:GLU:O	1:F:222:MET:HG3	2.22	0.40
1:A:294:ILE:HD12	1:G:251:PHE:CE1	2.56	0.40

Continued on next page...

Continued from previous page...

Atom-1	Atom-2	Interatomic distance (Å)	Clash overlap (Å)
1:D:124:SER:O	1:D:127:THR:HB	2.21	0.40
1:G:244:ASP:CG	1:G:245:ASP:N	2.72	0.40
1:G:333:TYR:CG	1:G:333:TYR:O	2.73	0.40
1:D:275:LEU:O	1:D:276:GLU:C	2.59	0.40
1:C:89:VAL:C	1:C:91:VAL:H	2.25	0.40
1:E:259:GLU:HB3	1:E:260:SER:H	1.65	0.40
1:B:251:PHE:HE2	1:F:251:PHE:HE2	1.69	0.40
1:B:215:GLU:HG3	1:B:215:GLU:H	1.73	0.40
1:C:170:LEU:HD23	1:C:170:LEU:HA	1.86	0.40

There are no symmetry-related clashes.

5.3 Torsion angles

5.3.1 Protein backbone

In the following table, the Percentiles column shows the percent Ramachandran outliers of the chain as a percentile score with respect to all X-ray entries followed by that with respect to entries of similar resolution.

The Analysed column shows the number of residues for which the backbone conformation was analysed, and the total number of residues.

Mol	Chain	Analysed	Favoured	Allowed	Outliers	Percentiles	
1	A	297/336 (88%)	241 (81%)	39 (13%)	17 (6%)	2	16
1	B	297/336 (88%)	243 (82%)	39 (13%)	15 (5%)	2	19
1	C	297/336 (88%)	244 (82%)	36 (12%)	17 (6%)	2	16
1	D	297/336 (88%)	243 (82%)	38 (13%)	16 (5%)	2	17
1	E	297/336 (88%)	241 (81%)	41 (14%)	15 (5%)	2	19
1	F	297/336 (88%)	243 (82%)	41 (14%)	13 (4%)	3	22
1	G	297/336 (88%)	240 (81%)	42 (14%)	15 (5%)	2	19
1	H	297/336 (88%)	243 (82%)	41 (14%)	13 (4%)	3	22
All	All	2376/2688 (88%)	1938 (82%)	317 (13%)	121 (5%)	2	19

All (121) Ramachandran outliers are listed below:

Mol	Chain	Res	Type
1	A	67	PRO

Continued on next page...

Continued from previous page...

Mol	Chain	Res	Type
1	A	69	THR
1	A	70	PRO
1	A	149	ARG
1	A	244	ASP
1	A	299	GLY
1	B	67	PRO
1	B	69	THR
1	B	70	PRO
1	B	149	ARG
1	B	244	ASP
1	B	299	GLY
1	C	67	PRO
1	C	69	THR
1	C	70	PRO
1	C	149	ARG
1	C	244	ASP
1	C	299	GLY
1	D	67	PRO
1	D	69	THR
1	D	70	PRO
1	D	149	ARG
1	D	244	ASP
1	D	299	GLY
1	E	67	PRO
1	E	69	THR
1	E	70	PRO
1	E	244	ASP
1	E	299	GLY
1	F	67	PRO
1	F	69	THR
1	F	70	PRO
1	F	244	ASP
1	F	299	GLY
1	G	67	PRO
1	G	69	THR
1	G	70	PRO
1	G	244	ASP
1	G	299	GLY
1	H	67	PRO
1	H	69	THR
1	H	70	PRO
1	H	244	ASP

Continued on next page...

Continued from previous page...

Mol	Chain	Res	Type
1	H	299	GLY
1	A	45	SER
1	A	156	GLY
1	B	45	SER
1	B	156	GLY
1	C	45	SER
1	C	66	SER
1	C	156	GLY
1	D	45	SER
1	D	156	GLY
1	E	45	SER
1	E	149	ARG
1	E	156	GLY
1	F	45	SER
1	F	149	ARG
1	F	156	GLY
1	G	45	SER
1	G	149	ARG
1	G	156	GLY
1	H	45	SER
1	H	65	TYR
1	H	149	ARG
1	H	156	GLY
1	A	66	SER
1	A	200	LYS
1	A	333	TYR
1	B	65	TYR
1	B	66	SER
1	B	333	TYR
1	C	65	TYR
1	C	200	LYS
1	C	333	TYR
1	D	65	TYR
1	D	66	SER
1	D	333	TYR
1	E	65	TYR
1	E	66	SER
1	E	200	LYS
1	F	65	TYR
1	F	66	SER
1	G	65	TYR
1	G	66	SER

Continued on next page...

Continued from previous page...

Mol	Chain	Res	Type
1	G	200	LYS
1	G	333	TYR
1	H	333	TYR
1	A	65	TYR
1	A	284	ASP
1	B	200	LYS
1	D	200	LYS
1	E	333	TYR
1	F	200	LYS
1	F	333	TYR
1	H	66	SER
1	H	200	LYS
1	C	284	ASP
1	A	274	LYS
1	A	304	ILE
1	B	147	ASN
1	C	274	LYS
1	C	304	ILE
1	D	147	ASN
1	A	305	ASP
1	D	304	ILE
1	E	304	ILE
1	B	304	ILE
1	C	305	ASP
1	F	304	ILE
1	G	304	ILE
1	E	305	ASP
1	H	304	ILE
1	A	48	VAL
1	B	48	VAL
1	C	48	VAL
1	D	48	VAL
1	E	48	VAL
1	G	48	VAL
1	G	305	ASP
1	D	305	ASP

5.3.2 Protein sidechains ⓘ

In the following table, the Percentiles column shows the percent sidechain outliers of the chain as a percentile score with respect to all X-ray entries followed by that with respect to entries of similar resolution.

The Analysed column shows the number of residues for which the sidechain conformation was analysed, and the total number of residues.

Mol	Chain	Analysed	Rotameric	Outliers	Percentiles	
1	A	189/288 (66%)	183 (97%)	6 (3%)	46	79
1	B	189/288 (66%)	184 (97%)	5 (3%)	54	81
1	C	189/288 (66%)	183 (97%)	6 (3%)	46	79
1	D	189/288 (66%)	185 (98%)	4 (2%)	61	84
1	E	189/288 (66%)	184 (97%)	5 (3%)	54	81
1	F	189/288 (66%)	183 (97%)	6 (3%)	46	79
1	G	189/288 (66%)	184 (97%)	5 (3%)	54	81
1	H	189/288 (66%)	183 (97%)	6 (3%)	46	79
All	All	1512/2304 (66%)	1469 (97%)	43 (3%)	51	80

All (43) residues with a non-rotameric sidechain are listed below:

Mol	Chain	Res	Type
1	A	117	HIS
1	A	206	ARG
1	A	219	GLN
1	A	220	LEU
1	A	268	PRO
1	A	330	LEU
1	B	117	HIS
1	B	206	ARG
1	B	219	GLN
1	B	220	LEU
1	B	330	LEU
1	C	117	HIS
1	C	206	ARG
1	C	219	GLN
1	C	220	LEU
1	C	268	PRO
1	C	330	LEU
1	D	117	HIS
1	D	206	ARG
1	D	219	GLN
1	D	330	LEU
1	E	117	HIS
1	E	206	ARG
1	E	219	GLN

Continued on next page...

Continued from previous page...

Mol	Chain	Res	Type
1	E	220	LEU
1	E	330	LEU
1	F	117	HIS
1	F	206	ARG
1	F	219	GLN
1	F	220	LEU
1	F	268	PRO
1	F	330	LEU
1	G	117	HIS
1	G	206	ARG
1	G	219	GLN
1	G	220	LEU
1	G	330	LEU
1	H	117	HIS
1	H	206	ARG
1	H	219	GLN
1	H	220	LEU
1	H	268	PRO
1	H	330	LEU

Some sidechains can be flipped to improve hydrogen bonding and reduce clashes. All (17) such sidechains are listed below:

Mol	Chain	Res	Type
1	A	161	HIS
1	A	193	HIS
1	A	219	GLN
1	B	193	HIS
1	B	219	GLN
1	C	193	HIS
1	C	219	GLN
1	D	193	HIS
1	D	219	GLN
1	E	193	HIS
1	E	219	GLN
1	F	193	HIS
1	F	219	GLN
1	G	193	HIS
1	G	219	GLN
1	H	193	HIS
1	H	219	GLN

5.3.3 RNA [i](#)

There are no RNA molecules in this entry.

5.4 Non-standard residues in protein, DNA, RNA chains [i](#)

There are no non-standard protein/DNA/RNA residues in this entry.

5.5 Carbohydrates [i](#)

There are no carbohydrates in this entry.

5.6 Ligand geometry [i](#)

Of 8 ligands modelled in this entry, 8 are monoatomic - leaving 0 for Mogul analysis.

There are no bond length outliers.

There are no bond angle outliers.

There are no chirality outliers.

There are no torsion outliers.

There are no ring outliers.

No monomer is involved in short contacts.

5.7 Other polymers [i](#)

There are no such residues in this entry.

5.8 Polymer linkage issues [i](#)

There are no chain breaks in this entry.

6 Fit of model and data ⓘ

6.1 Protein, DNA and RNA chains ⓘ

In the following table, the column labelled ‘#RSRZ> 2’ contains the number (and percentage) of RSRZ outliers, followed by percent RSRZ outliers for the chain as percentile scores relative to all X-ray entries and entries of similar resolution. The OWAB column contains the minimum, median, 95th percentile and maximum values of the occupancy-weighted average B-factor per residue. The column labelled ‘Q< 0.9’ lists the number of (and percentage) of residues with an average occupancy less than 0.9.

Mol	Chain	Analysed	<RSRZ>	#RSRZ>2			OWAB(Å ²)	Q<0.9
1	A	301/336 (89%)	0.45	28 (9%)	11	9	34, 82, 148, 148	0
1	B	301/336 (89%)	0.56	29 (9%)	10	9	35, 82, 148, 148	0
1	C	301/336 (89%)	0.48	31 (10%)	9	7	35, 83, 148, 148	0
1	D	301/336 (89%)	0.45	27 (8%)	12	9	34, 83, 148, 148	0
1	E	301/336 (89%)	0.59	27 (8%)	12	9	31, 79, 148, 148	0
1	F	301/336 (89%)	0.34	22 (7%)	18	15	35, 80, 148, 148	0
1	G	301/336 (89%)	0.50	22 (7%)	18	15	31, 79, 148, 148	0
1	H	301/336 (89%)	0.51	22 (7%)	18	15	35, 80, 148, 148	0
All	All	2408/2688 (89%)	0.48	208 (8%)	13	10	31, 81, 148, 148	0

All (208) RSRZ outliers are listed below:

Mol	Chain	Res	Type	RSRZ
1	C	21	THR	20.0
1	A	21	THR	13.4
1	B	88	ALA	11.9
1	H	66	SER	11.6
1	A	22	ARG	10.9
1	H	65	TYR	10.2
1	G	66	SER	9.3
1	H	64	ASP	9.0
1	B	87	PHE	8.6
1	F	64	ASP	8.5
1	C	22	ARG	8.3
1	C	71	LEU	7.4
1	E	92	GLU	6.9
1	H	25	LEU	6.5
1	E	90	ALA	6.5
1	F	66	SER	6.5

Continued on next page...

Continued from previous page...

Mol	Chain	Res	Type	RSRZ
1	E	66	SER	6.3
1	H	44	GLU	6.3
1	C	69	THR	6.1
1	C	70	PRO	6.1
1	E	88	ALA	5.9
1	H	43	GLY	5.5
1	F	21	THR	5.4
1	A	87	PHE	5.4
1	G	65	TYR	5.2
1	D	88	ALA	5.2
1	A	86	THR	5.0
1	A	88	ALA	4.9
1	D	85	GLY	4.9
1	D	27	VAL	4.8
1	A	67	PRO	4.8
1	D	87	PHE	4.7
1	G	64	ASP	4.7
1	B	86	THR	4.6
1	A	97	PHE	4.6
1	E	41	ILE	4.5
1	B	27	VAL	4.5
1	E	89	VAL	4.4
1	H	46	TRP	4.4
1	B	56	THR	4.3
1	F	65	TYR	4.3
1	G	56	THR	4.3
1	A	68	SER	4.1
1	A	98	LEU	4.1
1	C	67	PRO	4.1
1	F	68	SER	4.1
1	B	66	SER	4.1
1	C	68	SER	4.0
1	A	84	ILE	4.0
1	C	44	GLU	4.0
1	H	47	THR	3.9
1	F	63	GLY	3.9
1	G	88	ALA	3.8
1	B	43	GLY	3.8
1	H	29	ALA	3.7
1	D	44	GLU	3.6
1	E	93	ARG	3.6
1	D	116	ARG	3.6

Continued on next page...

Continued from previous page...

Mol	Chain	Res	Type	RSRZ
1	H	333	TYR	3.6
1	G	175	VAL	3.5
1	G	70	PRO	3.5
1	E	43	GLY	3.5
1	E	292	ILE	3.5
1	A	83	GLY	3.4
1	E	65	TYR	3.4
1	B	90	ALA	3.4
1	B	312	PHE	3.4
1	C	64	ASP	3.4
1	F	312	PHE	3.4
1	C	23	ILE	3.4
1	F	294	ILE	3.4
1	E	91	VAL	3.4
1	G	44	GLU	3.4
1	F	67	PRO	3.4
1	F	32	ILE	3.4
1	C	85	GLY	3.4
1	A	312	PHE	3.3
1	E	42	GLU	3.3
1	B	58	ALA	3.3
1	E	70	PRO	3.3
1	B	80	ILE	3.3
1	D	64	ASP	3.3
1	A	89	VAL	3.3
1	D	41	ILE	3.3
1	C	72	GLY	3.2
1	E	67	PRO	3.2
1	E	175	VAL	3.2
1	A	66	SER	3.2
1	C	87	PHE	3.2
1	B	89	VAL	3.2
1	D	86	THR	3.2
1	H	21	THR	3.2
1	D	312	PHE	3.2
1	F	25	LEU	3.2
1	C	86	THR	3.1
1	E	68	SER	3.1
1	H	42	GLU	3.1
1	F	62	TYR	3.1
1	G	84	ILE	3.0
1	A	116	ARG	3.0

Continued on next page...

Continued from previous page...

Mol	Chain	Res	Type	RSRZ
1	A	23	ILE	3.0
1	G	92	GLU	3.0
1	G	267	VAL	3.0
1	G	312	PHE	2.9
1	C	94	LEU	2.9
1	B	42	GLU	2.9
1	D	57	ILE	2.9
1	B	97	PHE	2.9
1	D	90	ALA	2.8
1	E	64	ASP	2.8
1	A	41	ILE	2.8
1	C	89	VAL	2.8
1	B	44	GLU	2.7
1	F	31	ILE	2.7
1	G	67	PRO	2.7
1	C	65	TYR	2.7
1	C	90	ALA	2.7
1	C	318	ILE	2.7
1	F	70	PRO	2.7
1	C	252	VAL	2.7
1	A	43	GLY	2.6
1	C	269	ILE	2.6
1	F	71	LEU	2.6
1	H	294	ILE	2.6
1	A	69	THR	2.6
1	C	294	ILE	2.6
1	F	44	GLU	2.6
1	D	43	GLY	2.6
1	B	65	TYR	2.6
1	A	330	LEU	2.5
1	B	260	SER	2.5
1	C	41	ILE	2.5
1	G	94	LEU	2.5
1	G	97	PHE	2.5
1	B	123	TRP	2.5
1	B	38	PHE	2.5
1	E	71	LEU	2.5
1	G	333	TYR	2.5
1	B	118	VAL	2.5
1	B	321	ILE	2.5
1	D	175	VAL	2.5
1	E	74	TYR	2.4

Continued on next page...

Continued from previous page...

Mol	Chain	Res	Type	RSRZ
1	C	291	VAL	2.4
1	D	293	ILE	2.4
1	E	19	PRO	2.4
1	D	294	ILE	2.4
1	H	312	PHE	2.4
1	D	63	GLY	2.4
1	G	172	LYS	2.4
1	H	278	VAL	2.4
1	E	69	THR	2.3
1	A	90	ALA	2.3
1	C	334	ILE	2.3
1	E	312	PHE	2.3
1	B	134	LEU	2.3
1	E	293	ILE	2.3
1	F	55	VAL	2.3
1	F	275	LEU	2.3
1	H	68	SER	2.3
1	C	138	GLU	2.3
1	D	134	LEU	2.2
1	D	319	LEU	2.2
1	A	269	ILE	2.2
1	B	57	ILE	2.2
1	C	88	ALA	2.2
1	D	91	VAL	2.2
1	E	321	ILE	2.2
1	B	29	ALA	2.2
1	G	294	ILE	2.2
1	H	67	PRO	2.2
1	B	64	ASP	2.2
1	E	294	ILE	2.2
1	G	55	VAL	2.2
1	B	296	VAL	2.2
1	C	292	ILE	2.1
1	D	23	ILE	2.1
1	D	310	TYR	2.1
1	C	135	ARG	2.1
1	C	321	ILE	2.1
1	G	41	ILE	2.1
1	B	81	VAL	2.1
1	B	96	GLU	2.1
1	E	291	VAL	2.1
1	E	318	ILE	2.1

Continued on next page...

Continued from previous page...

Mol	Chain	Res	Type	RSRZ
1	F	252	VAL	2.1
1	H	48	VAL	2.1
1	A	24	LEU	2.1
1	C	98	LEU	2.1
1	D	131	LEU	2.1
1	D	269	ILE	2.1
1	H	321	ILE	2.1
1	D	97	PHE	2.1
1	H	50	LEU	2.1
1	B	294	ILE	2.1
1	D	327	ILE	2.1
1	F	225	ALA	2.1
1	A	321	ILE	2.1
1	F	321	ILE	2.1
1	A	234	ILE	2.1
1	F	54	PHE	2.1
1	G	318	ILE	2.0
1	H	214	TYR	2.0
1	D	180	ALA	2.0
1	A	85	GLY	2.0
1	H	22	ARG	2.0
1	A	318	ILE	2.0
1	A	70	PRO	2.0
1	G	40	PHE	2.0

6.2 Non-standard residues in protein, DNA, RNA chains [i](#)

There are no non-standard protein/DNA/RNA residues in this entry.

6.3 Carbohydrates [i](#)

There are no carbohydrates in this entry.

6.4 Ligands [i](#)

In the following table, the Atoms column lists the number of modelled atoms in the group and the number defined in the chemical component dictionary. LLDF column lists the quality of electron density of the group with respect to its neighbouring residues in protein, DNA or RNA chains. The B-factors column lists the minimum, median, 95th percentile and maximum values of B factors of atoms in the group. The column labelled 'Q < 0.9' lists the number of atoms with occupancy less than 0.9.

Mol	Type	Chain	Res	Atoms	RSCC	RSR	LLDF	B-factors(\AA^2)	Q<0.9
2	CA	A	337	1/1	0.98	0.24	2.10	30,30,30,30	0
2	CA	H	337	1/1	0.98	0.27	1.64	37,37,37,37	0
2	CA	G	337	1/1	1.00	0.26	0.95	37,37,37,37	0
2	CA	B	337	1/1	0.94	0.25	0.68	34,34,34,34	0
2	CA	F	337	1/1	0.98	0.23	0.58	40,40,40,40	0
2	CA	C	337	1/1	0.95	0.21	0.11	31,31,31,31	0
2	CA	E	337	1/1	0.98	0.21	0.10	29,29,29,29	0
2	CA	D	337	1/1	0.93	0.21	0.03	35,35,35,35	0

6.5 Other polymers [i](#)

There are no such residues in this entry.