



wwPDB EM Map/Model Validation Report ⓘ

Apr 10, 2016 – 02:04 PM BST

PDB ID : 1O1F
EMDB ID: : EMD-1001
Title : MOLECULAR MODELS OF AVERAGED RIGOR CROSSBRIDGES FROM
TOMOGRAMS OF INSECT FLIGHT MUSCLE
Authors : Chen, L.F.; Winkler, H.; Reedy, M.K.; Reedy, M.C.; Taylor, K.A.
Deposited on : 2002-11-15
Resolution : 70.00 Å(reported)

This is a wwPDB EM Map/Model Validation Report for a publicly released PDB/EMDB entry.
For rigid body fitted models, validation errors reported here could
stem from errors in the original structure(s) used in the fitting.
We welcome your comments at validation@mail.wwpdb.org
A user guide is available at
<http://wwpdb.org/validation/2016/EMValidationReportHelp>

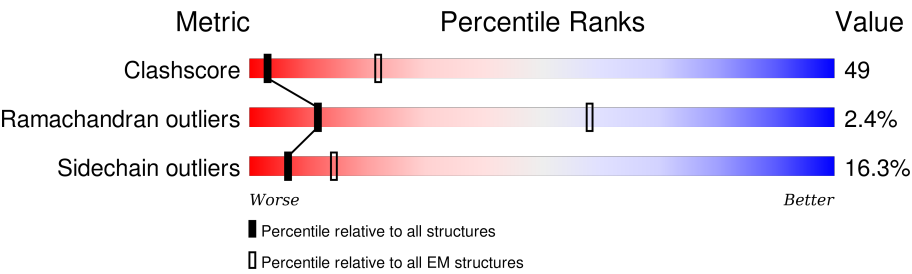
MolProbity : 4.02b-467
Mogul : 1.7.1 (RC1), CSD as537be (2016)
Percentile statistics : 20151230.v01 (using entries in the PDB archive December 30th 2015)
Ideal geometry (proteins) : Engh & Huber (2001)
Ideal geometry (DNA, RNA) : Parkinson et. al. (1996)
Validation Pipeline (wwPDB-VP) : trunk27241

1 Overall quality at a glance i

The following experimental techniques were used to determine the structure:
ELECTRON MICROSCOPY

The reported resolution of this entry is 70.00 Å.

Percentile scores (ranging between 0-100) for global validation metrics of the entry are shown in the following graphic. The table shows the number of entries on which the scores are based.






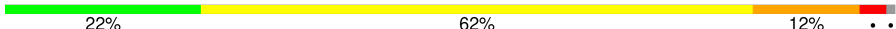












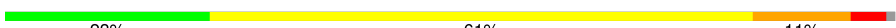
Metric	Whole archive (#Entries)	EM structures (#Entries)
Clashscore	114402	924
Ramachandran outliers	111179	726
Sidechain outliers	111093	686

The table below summarises the geometric issues observed across the polymeric chains. The red, orange, yellow and green segments on the bar indicate the fraction of residues that contain outliers for ≥ 3 , 2, 1 and 0 types of geometric quality criteria. A grey segment represents the fraction of residues that are not modelled. The numeric value for each fraction is indicated below the corresponding segment, with a dot representing fractions $\leq 5\%$

Mol	Chain	Length	Quality of chain
1	A	840	<div><div>26%</div><div>51%</div><div>19%</div><div>.</div></div>
1	D	840	<div><div>26%</div><div>51%</div><div>19%</div><div>.</div></div>
1	G	840	<div><div>25%</div><div>52%</div><div>19%</div><div>.</div></div>
1	J	840	<div><div>25%</div><div>51%</div><div>19%</div><div>.</div></div>
2	B	145	<div><div>66%</div><div>26%</div><div>6%</div><div>.</div></div>
2	E	145	<div><div>63%</div><div>28%</div><div>6%</div><div>.</div></div>
2	H	145	<div><div>63%</div><div>28%</div><div>6%</div><div>.</div></div>
2	K	145	<div><div>65%</div><div>26%</div><div>6%</div><div>.</div></div>
3	C	147	<div><div>61%</div><div>37%</div><div>.</div></div>

Continued on next page...

Continued from previous page...

Mol	Chain	Length	Quality of chain
3	F	147	 61% 38% .
3	I	147	 61% 37% .
3	L	147	 61% 37% .
4	0	375	 22% 62% 12% . .
4	1	375	 22% 63% 11% . .
4	2	375	 21% 63% 12% . .
4	3	375	 57% 34% 6% . .
4	4	375	 56% 34% 8% . .
4	5	375	 58% 32% 8% . .
4	6	375	 56% 33% 9% . .
4	7	375	 56% 34% 8% . .
4	8	375	 60% 30% 7% . .
4	V	375	 59% 32% 7% . .
4	W	375	 57% 32% 8% . .
4	X	375	 23% 61% 12% . .
4	Y	375	 23% 61% 11% . .
4	Z	375	 23% 61% 11% . .

The following table lists non-polymeric compounds, carbohydrate monomers and non-standard residues in protein, DNA, RNA chains that are outliers for geometric or electron-density-fit criteria:

Mol	Type	Chain	Res	Chirality	Geometry	Clashes	Electron density
1	MLY	A	505	-	-	X	-
1	MLY	A	553	-	-	X	-
1	MLY	A	764	-	-	X	-
1	MLY	A	768	-	-	X	-
1	MLY	A	839	-	-	X	-
1	MLY	D	553	-	-	X	-
1	MLY	D	782	-	-	X	-
1	MLY	D	839	-	-	X	-

Continued on next page...

Continued from previous page...

Mol	Type	Chain	Res	Chirality	Geometry	Clashes	Electron density
1	MLY	G	553	-	-	X	-
1	MLY	G	764	-	-	X	-
1	MLY	G	768	-	-	X	-
1	MLY	G	84	-	-	X	-
1	MLY	J	553	-	-	X	-
1	MLY	J	764	-	-	X	-
1	MLY	J	768	-	-	X	-
1	MLY	J	84	-	-	X	-

2 Entry composition [i](#)

There are 4 unique types of molecules in this entry. The entry contains 76872 atoms, of which 0 are hydrogens and 0 are deuteriums.

In the tables below, the AltConf column contains the number of residues with at least one atom in alternate conformation and the Trace column contains the number of residues modelled with at most 2 atoms.

- Molecule 1 is a protein called SKELETAL MUSCLE MYOSIN II.

Mol	Chain	Residues	Atoms					AltConf	Trace
1	A	840	Total	C	N	O	S	0	0
			6797	4382	1135	1243	37		
1	D	840	Total	C	N	O	S	0	0
			6797	4382	1135	1243	37		
1	G	840	Total	C	N	O	S	0	0
			6797	4382	1135	1243	37		
1	J	840	Total	C	N	O	S	0	0
			6797	4382	1135	1243	37		

- Molecule 2 is a protein called SKELETAL MUSCLE MYOSIN II REGULATORY LIGHT CHAIN.

Mol	Chain	Residues	Atoms					AltConf	Trace
2	B	145	Total	C	N	O	S	0	0
			1127	717	177	227	6		
2	E	145	Total	C	N	O	S	0	0
			1127	717	177	227	6		
2	H	145	Total	C	N	O	S	0	0
			1127	717	177	227	6		
2	K	145	Total	C	N	O	S	0	0
			1127	717	177	227	6		

- Molecule 3 is a protein called SKELETAL MUSCLE MYOSIN II ESSENTIAL LIGHT CHAIN.

Mol	Chain	Residues	Atoms					AltConf	Trace
3	C	147	Total	C	N	O	S	0	0
			1123	698	188	230	7		
3	F	147	Total	C	N	O	S	0	0
			1123	698	188	230	7		
3	I	147	Total	C	N	O	S	0	0
			1123	698	188	230	7		
3	L	147	Total	C	N	O	S	0	0
			1123	698	188	230	7		

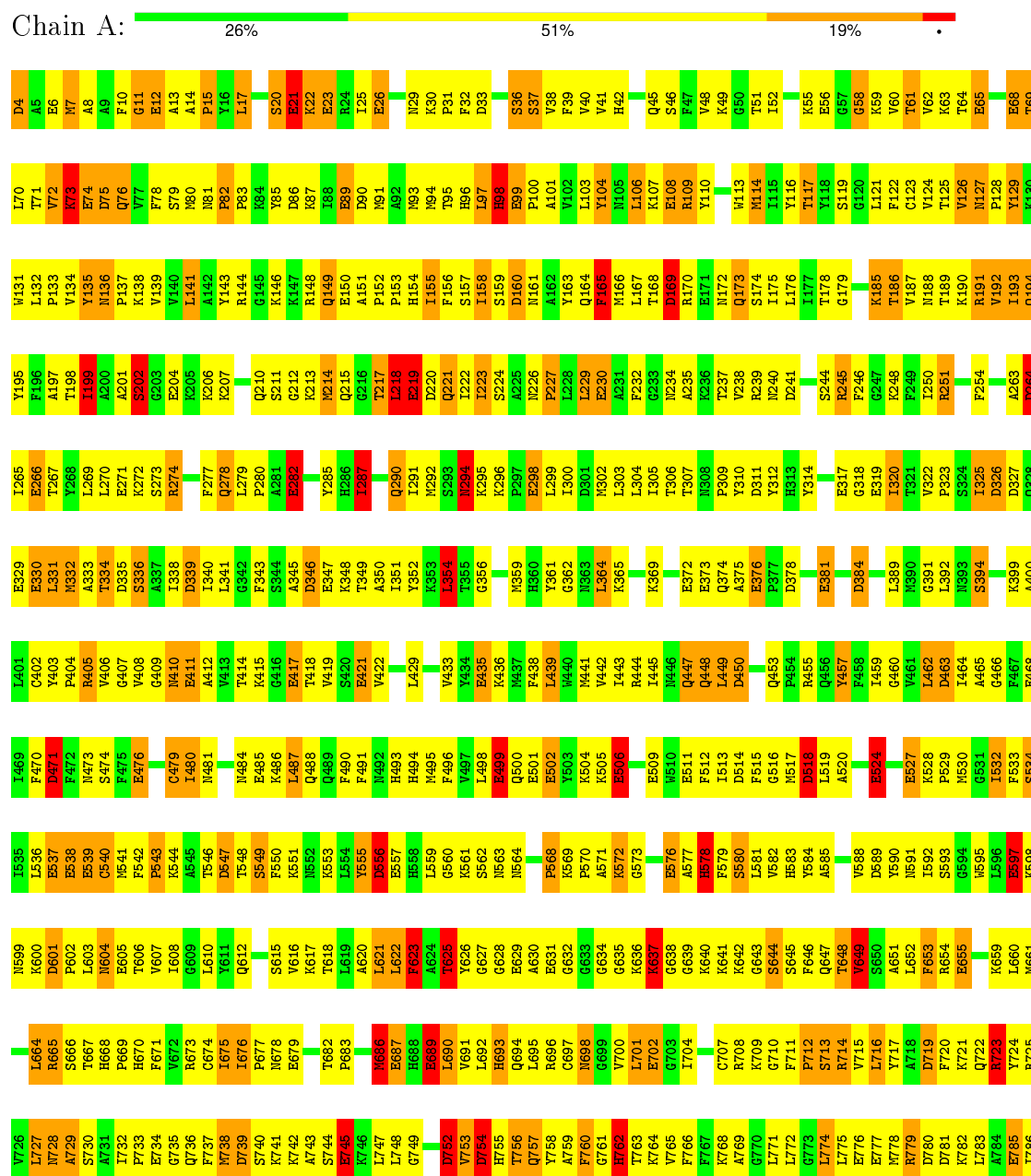
- Molecule 4 is a protein called SKELETAL MUSCLE ACTIN.

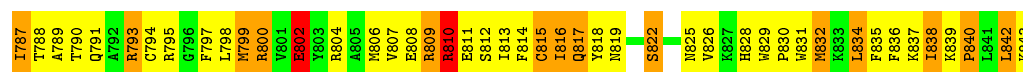
Mol	Chain	Residues	Atoms					AltConf	Trace
4	0	372	Total	C	N	O	S	0	0
			2906	1836	489	561	20		
4	1	372	Total	C	N	O	S	0	0
			2906	1836	489	561	20		
4	2	372	Total	C	N	O	S	0	0
			2906	1836	489	561	20		
4	3	372	Total	C	N	O	S	0	0
			2906	1836	489	561	20		
4	4	372	Total	C	N	O	S	0	0
			2906	1836	489	561	20		
4	5	372	Total	C	N	O	S	0	0
			2906	1836	489	561	20		
4	6	372	Total	C	N	O	S	0	0
			2906	1836	489	561	20		
4	7	372	Total	C	N	O	S	0	0
			2906	1836	489	561	20		
4	8	372	Total	C	N	O	S	0	0
			2906	1836	489	561	20		
4	V	372	Total	C	N	O	S	0	0
			2906	1836	489	561	20		
4	W	372	Total	C	N	O	S	0	0
			2906	1836	489	561	20		
4	X	372	Total	C	N	O	S	0	0
			2906	1836	489	561	20		
4	Y	372	Total	C	N	O	S	0	0
			2906	1836	489	561	20		
4	Z	372	Total	C	N	O	S	0	0
			2906	1836	489	561	20		

3 Residue-property plots

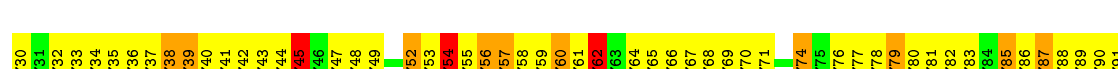


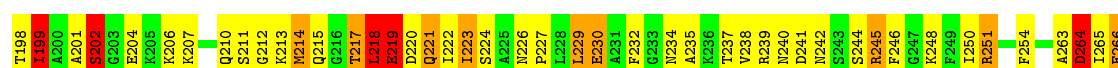
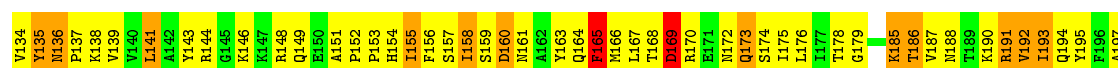

These plots are drawn for all protein, RNA and DNA chains in the entry. The first graphic for a chain summarises the proportions of errors displayed in the second graphic. The second graphic shows the sequence view annotated by issues in geometry. Residues are color-coded according to the number of geometric quality criteria for which they contain at least one outlier: green = 0, yellow = 1, orange = 2 and red = 3 or more. Stretches of 2 or more consecutive residues without any outlier are shown as a green connector. Residues present in the sample, but not in the model, are shown in grey.

• Molecule 1: SKELETAL MUSCLE MYOSIN II

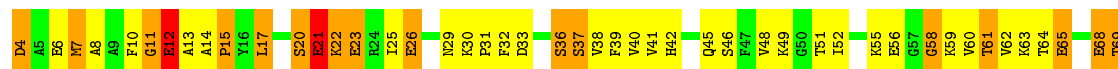


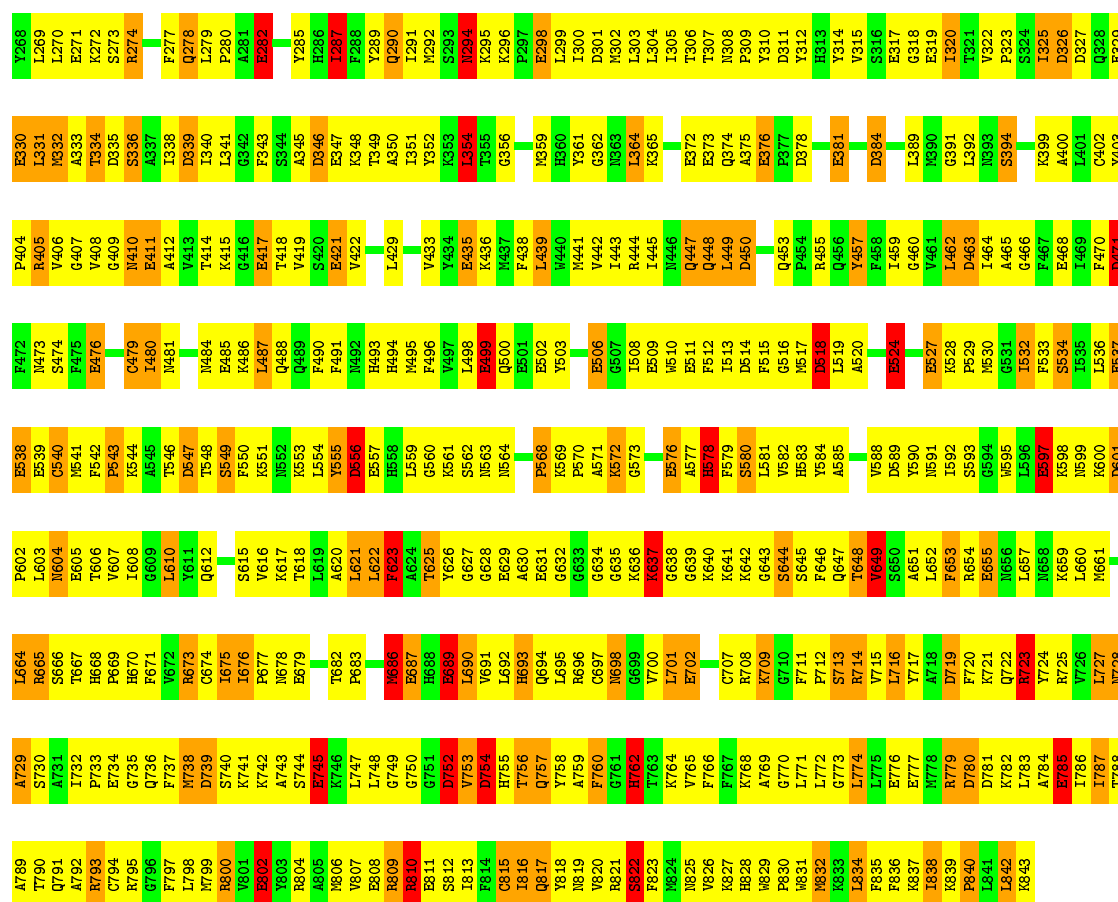


Molecule 1: SKELETAL MUSCLE MYOSIN II



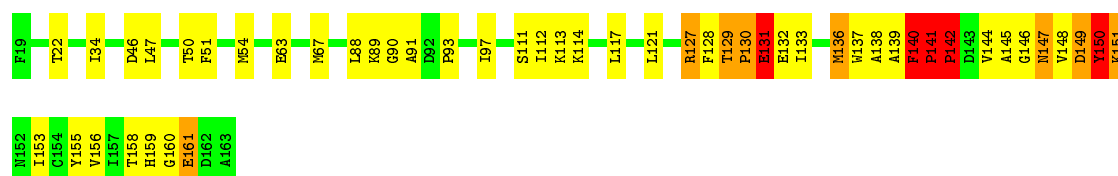
Molecule 1: SKELETAL MUSCLE MYOSIN II





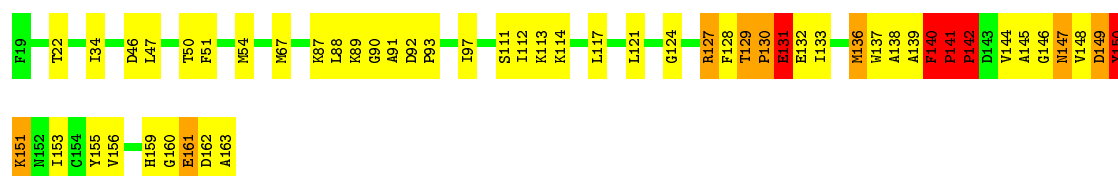
• Molecule 2: SKELETAL MUSCLE MYOSIN II REGULATORY LIGHT CHAIN

Chain B: 66% 26% 6%



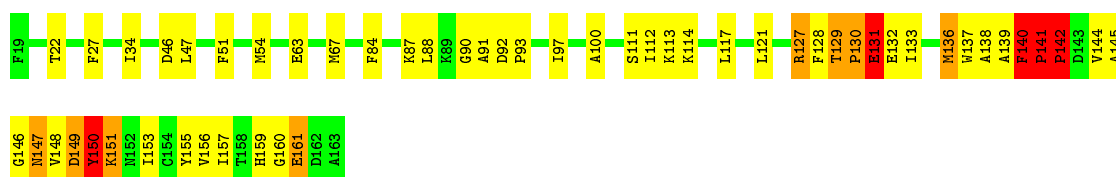
• Molecule 2: SKELETAL MUSCLE MYOSIN II REGULATORY LIGHT CHAIN

Chain E: 63% 28% 6%



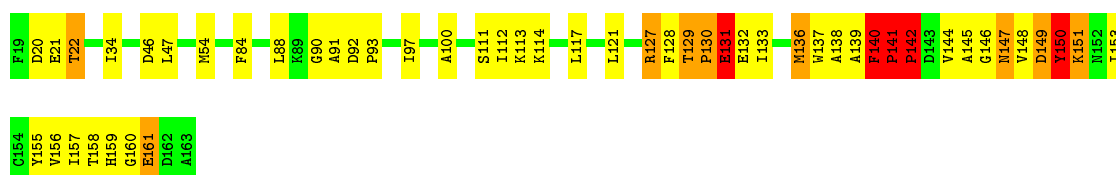
• Molecule 2: SKELETAL MUSCLE MYOSIN II REGULATORY LIGHT CHAIN

Chain H: 63% 28% 6%



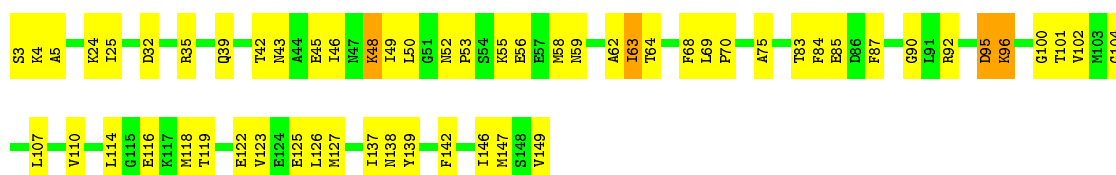
• Molecule 2: SKELETAL MUSCLE MYOSIN II REGULATORY LIGHT CHAIN

Chain K: 65% 26% 6%



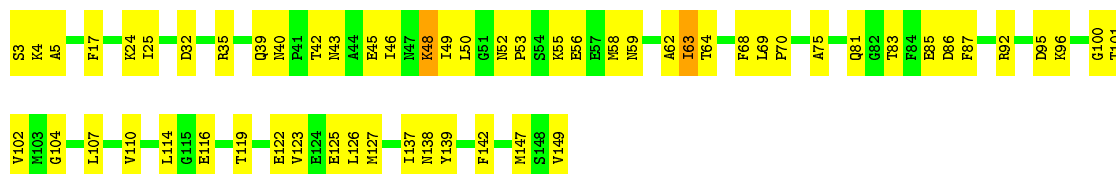
• Molecule 3: SKELETAL MUSCLE MYOSIN II ESSENTIAL LIGHT CHAIN

Chain C: 61% 37%



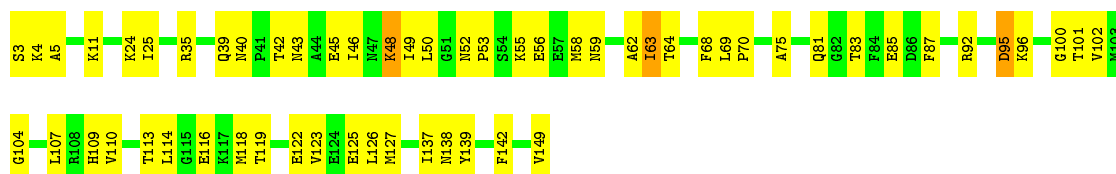
• Molecule 3: SKELETAL MUSCLE MYOSIN II ESSENTIAL LIGHT CHAIN

Chain F: 61% 38%



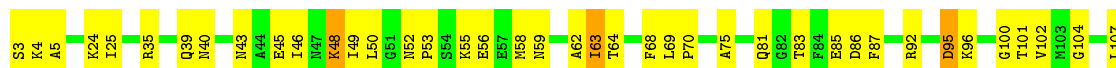
• Molecule 3: SKELETAL MUSCLE MYOSIN II ESSENTIAL LIGHT CHAIN

Chain I: 61% 37%



• Molecule 3: SKELETAL MUSCLE MYOSIN II ESSENTIAL LIGHT CHAIN

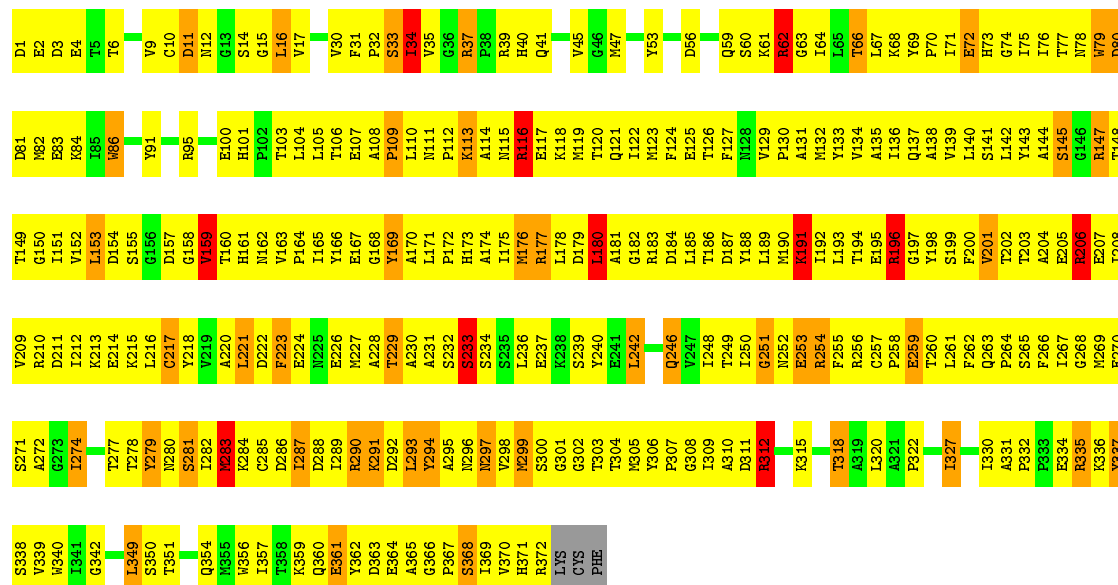
Chain L: 61% 37%





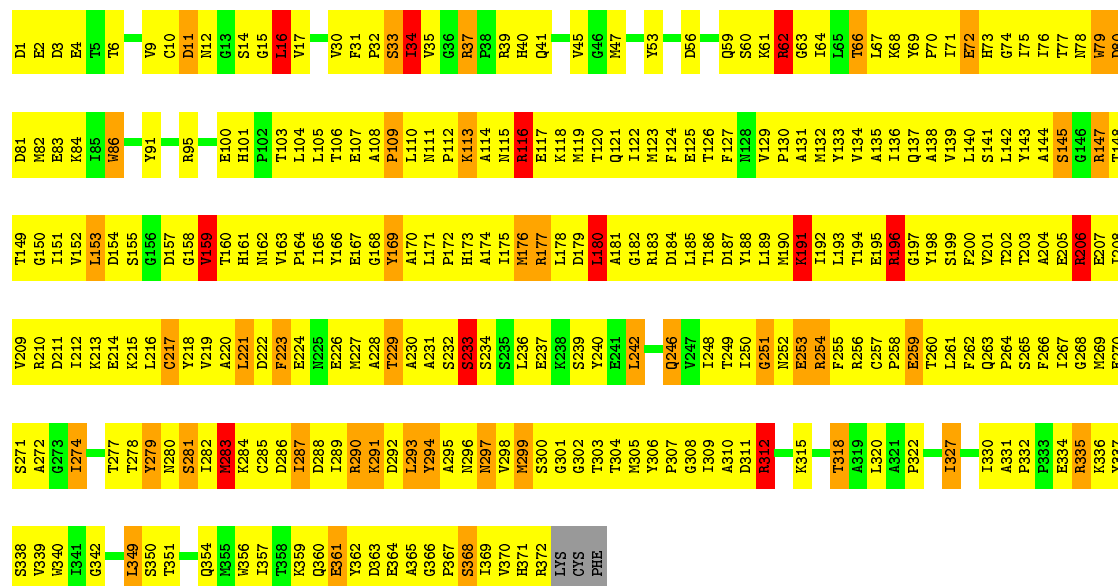
• Molecule 4: SKELETAL MUSCLE ACTIN

Chain 0: 22% 62% 12%



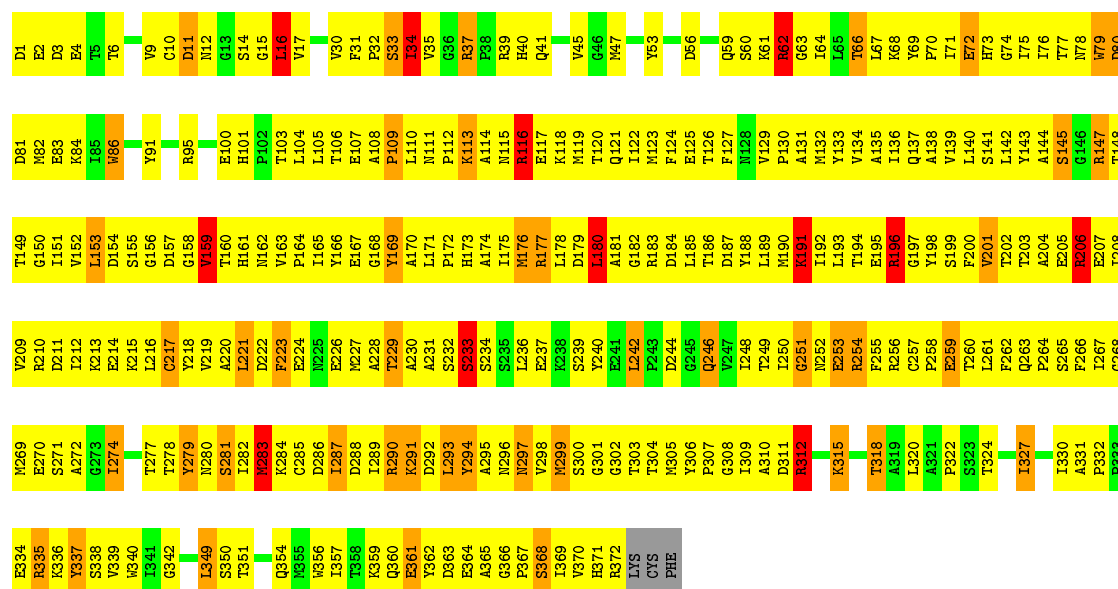
• Molecule 4: SKELETAL MUSCLE ACTIN

Chain 1: 22% 63% 11%



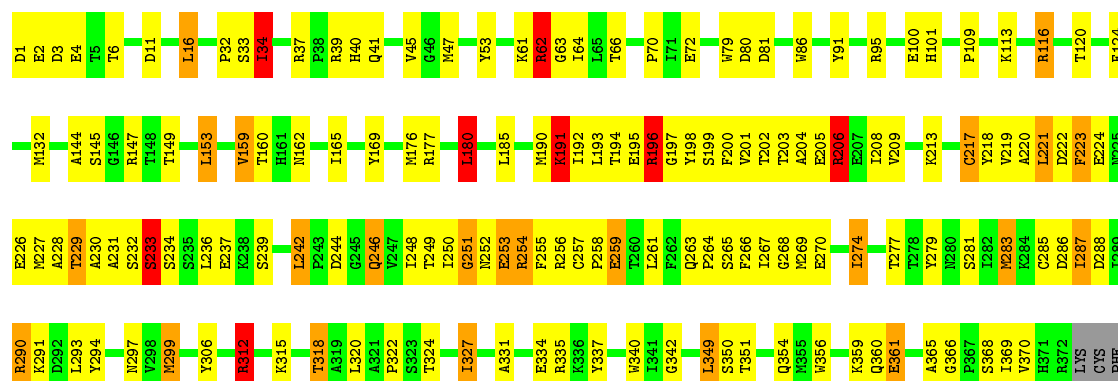
• Molecule 4: SKELETAL MUSCLE ACTIN

Chain 2: 21% 63% 12%



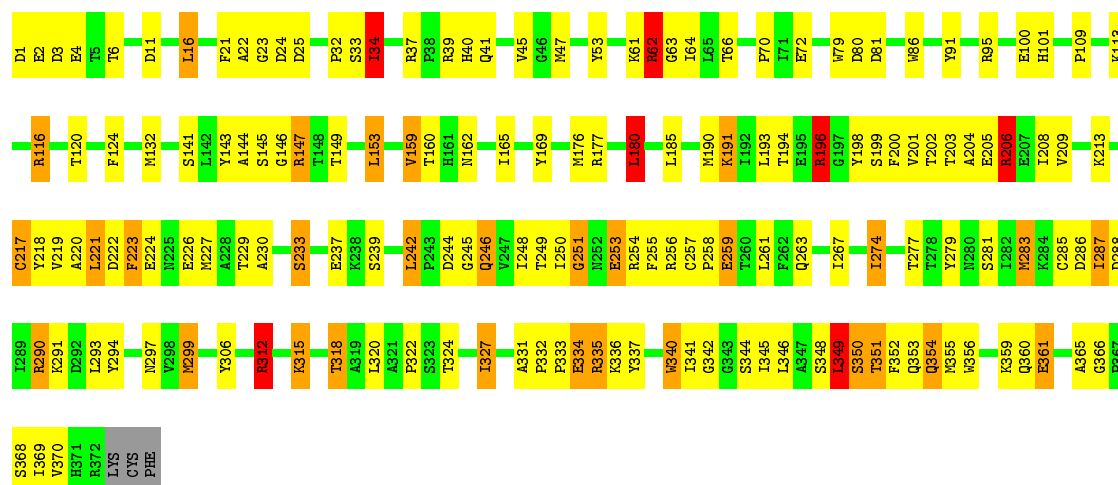
• Molecule 4: SKELETAL MUSCLE ACTIN

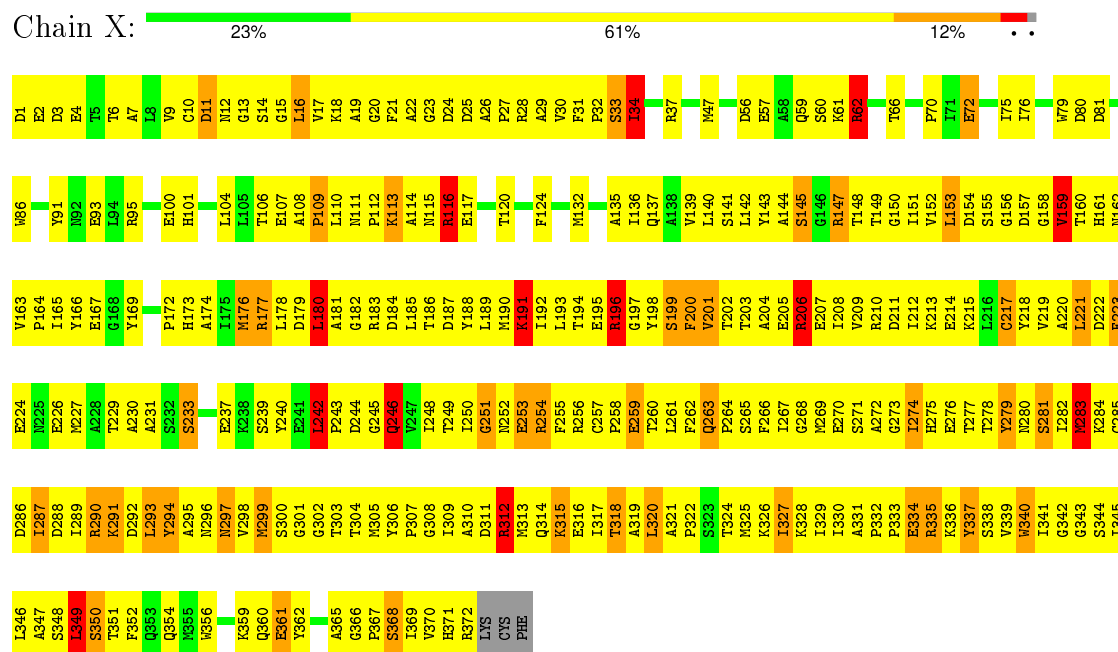
Chain 3: 57% 34% 6% ..



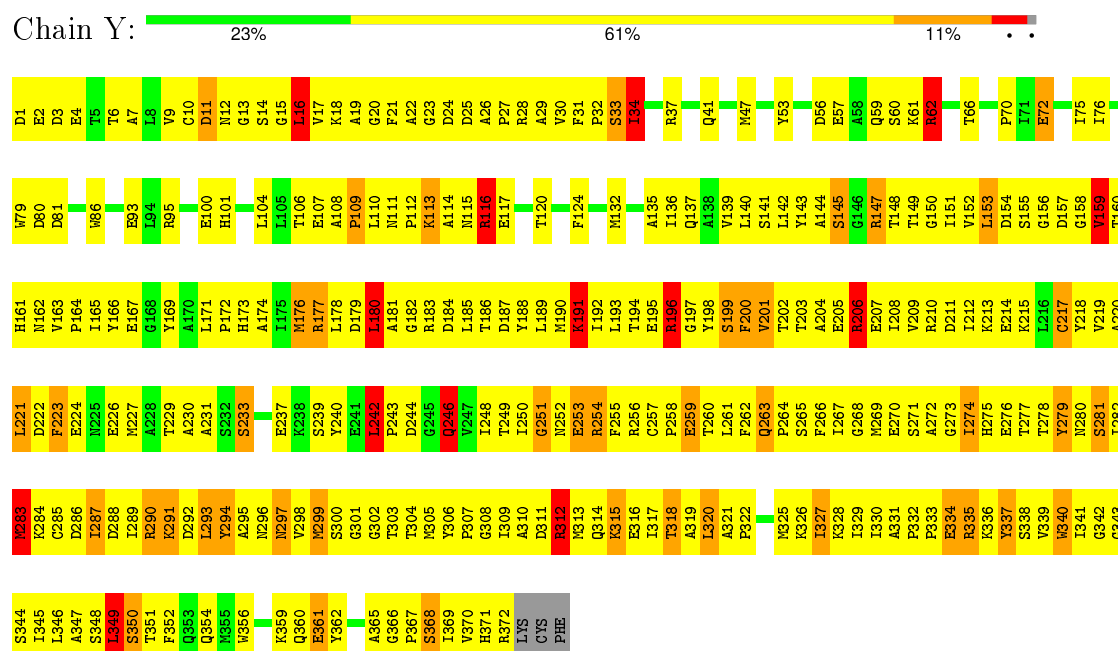
• Molecule 4: SKELETAL MUSCLE ACTIN

Chain 4: 56% 34% 8% ..

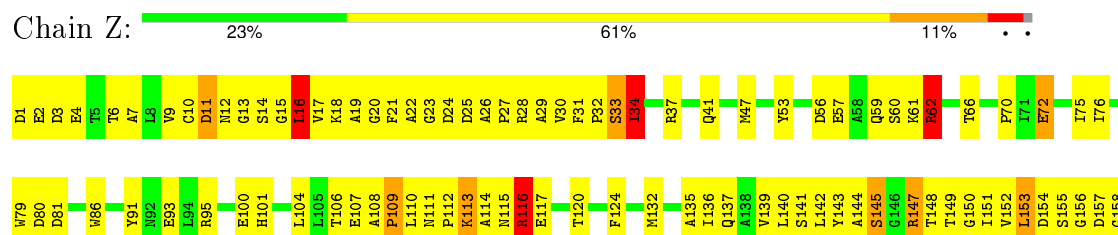




• Molecule 4: SKELETAL MUSCLE ACTIN



• Molecule 4: SKELETAL MUSCLE ACTIN



G343	I282	A220	I159
S344	P283	L221	T160
I345	K284	D222	H161
I346	C285	F223	H162
A347	D286	E224	V163
S348	I287	W225	P164
I349	D288	E226	I165
S350	I289	M227	I166
T351	R290	A228	E167
F352	K291	T229	G168
Q353	D292	A230	Y169
Q354	L293	A231	
W355	Y294	S232	P172
W356	A295	S233	H173
	N296		A174
K359	N297	E237	I175
Q360	V298	R238	M176
E361	N299	S239	R177
Y362	S300	Y240	L178
	G301	E241	D179
A365	G302	L242	L180
G366	T303	P243	A181
P367	T304	D244	G182
S368	N305	G245	R183
I369	Y306	Q246	D184
V370	P307	V247	L185
H371	G308	I248	T186
R372	T309	T249	D187
LYS	A310	I250	Y188
CYS	D311	G251	L189
PHE	R312	N252	M190
	R313	E253	K191
	Q314	R254	I192
	K315	F255	L193
	E316	R256	T194
	I317	C257	E195
	T318	P258	R196
	A319	E259	G197
	L320	T260	Y198
	A321	L261	S199
	P322	F262	F200
		Q263	V201
	K325	P264	T202
	K326	S265	T203
	I327	F266	A204
	K328	I267	E205
	I329	G268	E207
	T330	M269	T208
	A331	E270	V209
	P332	S271	R210
	P333	A272	D211
	E334	G273	D211
	R335	I274	I212
	K336	H275	K213
	Y337	E276	E214
	S338	T277	K215
	V339	T278	L216
	W340	Y279	G217
	I341	N280	Y218
	G342	S281	V219

4 Experimental information

Property	Value	Source
Reconstruction method	TOMOGRAPHY	Depositor
Imposed symmetry	POINT, Not provided	Depositor
Number of images	Not provided	Depositor
Resolution determination method	Not provided	Depositor
CTF correction method	Not provided	Depositor
Microscope	Not provided	Depositor
Voltage (kV)	Not provided	Depositor
Electron dose ($e^-/\text{\AA}^2$)	Not provided	Depositor
Minimum defocus (nm)	Not provided	Depositor
Maximum defocus (nm)	Not provided	Depositor
Magnification	Not provided	Depositor
Image detector	KODAK S0163 FILM	Depositor

5 Model quality ⓘ

5.1 Standard geometry ⓘ

Bond lengths and bond angles in the following residue types are not validated in this section: MLY

The Z score for a bond length (or angle) is the number of standard deviations the observed value is removed from the expected value. A bond length (or angle) with $|Z| > 5$ is considered an outlier worth inspection. RMSZ is the root-mean-square of all Z scores of the bond lengths (or angles).

Mol	Chain	Bond lengths		Bond angles	
		RMSZ	# Z >2	RMSZ	# Z >2
1	A	1.77	67/6448 (1.0%)	1.82	114/8729 (1.3%)
1	D	1.77	65/6448 (1.0%)	1.82	114/8729 (1.3%)
1	G	1.77	67/6448 (1.0%)	1.82	116/8729 (1.3%)
1	J	1.90	68/6449 (1.1%)	1.84	118/8732 (1.4%)
2	B	1.22	10/1148 (0.9%)	1.61	16/1548 (1.0%)
2	E	1.22	10/1148 (0.9%)	1.61	16/1548 (1.0%)
2	H	1.22	10/1148 (0.9%)	1.62	16/1548 (1.0%)
2	K	1.22	10/1148 (0.9%)	1.61	16/1548 (1.0%)
3	C	0.80	0/1136	0.95	4/1525 (0.3%)
3	F	0.80	0/1136	0.95	4/1525 (0.3%)
3	I	0.80	0/1136	0.95	4/1525 (0.3%)
3	L	0.79	0/1136	0.94	4/1525 (0.3%)
4	0	0.89	1/2968 (0.0%)	1.64	52/4023 (1.3%)
4	1	0.89	2/2968 (0.1%)	1.64	50/4023 (1.2%)
4	2	0.89	1/2968 (0.0%)	1.64	52/4023 (1.3%)
4	3	0.89	1/2968 (0.0%)	1.64	51/4023 (1.3%)
4	4	0.89	1/2968 (0.0%)	1.64	51/4023 (1.3%)
4	5	0.89	2/2968 (0.1%)	1.64	51/4023 (1.3%)
4	6	0.89	2/2968 (0.1%)	1.64	52/4023 (1.3%)
4	7	0.89	2/2968 (0.1%)	1.64	52/4023 (1.3%)
4	8	0.89	2/2968 (0.1%)	1.64	51/4023 (1.3%)
4	V	0.89	1/2968 (0.0%)	1.64	52/4023 (1.3%)
4	W	0.89	2/2968 (0.1%)	1.64	51/4023 (1.3%)
4	X	0.89	2/2968 (0.1%)	1.64	51/4023 (1.3%)
4	Y	0.89	2/2968 (0.1%)	1.64	51/4023 (1.3%)
4	Z	0.89	2/2968 (0.1%)	1.64	52/4023 (1.3%)
All	All	1.29	330/76481 (0.4%)	1.67	1261/103533 (1.2%)

Chiral center outliers are detected by calculating the chiral volume of a chiral center and verifying if the center is modelled as a planar moiety or with the opposite hand. A planarity outlier is detected by checking planarity of atoms in a peptide group, atoms in a mainchain group or atoms

of a sidechain that are expected to be planar.

Mol	Chain	#Chirality outliers	#Planarity outliers
1	A	1	4
1	D	1	4
1	G	2	4
1	J	1	6
2	B	0	3
2	E	0	3
2	H	0	3
2	K	0	3
3	C	0	2
3	F	0	2
3	I	0	2
3	L	0	2
4	0	0	1
4	1	0	1
4	2	0	1
4	3	0	1
4	4	0	1
4	5	0	1
4	6	0	1
4	7	0	1
4	8	0	1
4	V	0	1
4	W	0	1
4	X	0	1
4	Y	0	1
4	Z	0	1
All	All	5	52

All (330) bond length outliers are listed below:

Mol	Chain	Res	Type	Atoms	Z	Observed(Å)	Ideal(Å)
1	J	709	LYS	C-N	-55.36	0.33	1.33
1	J	649	VAL	CB-CG1	53.26	2.64	1.52
1	G	649	VAL	CB-CG1	53.23	2.64	1.52
1	D	649	VAL	CB-CG1	53.18	2.64	1.52
1	A	649	VAL	CB-CG1	53.16	2.64	1.52
1	D	623	PHE	CB-CG	48.14	2.33	1.51
1	J	623	PHE	CB-CG	48.11	2.33	1.51
1	A	623	PHE	CB-CG	48.09	2.33	1.51
1	G	623	PHE	CB-CG	48.09	2.33	1.51
1	A	649	VAL	CB-CG2	46.26	2.50	1.52
1	G	649	VAL	CB-CG2	46.20	2.49	1.52

Continued on next page...

Continued from previous page...

Mol	Chain	Res	Type	Atoms	Z	Observed(Å)	Ideal(Å)
1	J	649	VAL	CB-CG2	46.17	2.49	1.52
1	D	649	VAL	CB-CG2	46.13	2.49	1.52
1	A	648	THR	CB-OG1	34.37	2.12	1.43
1	G	648	THR	CB-OG1	34.36	2.12	1.43
1	D	648	THR	CB-OG1	34.34	2.12	1.43
1	J	648	THR	CB-OG1	34.31	2.11	1.43
1	A	648	THR	CB-CG2	-30.69	0.51	1.52
1	G	648	THR	CB-CG2	-30.68	0.51	1.52
1	J	648	THR	CB-CG2	-30.67	0.51	1.52
1	D	648	THR	CB-CG2	-30.67	0.51	1.52
1	D	637	LYS	C-N	-15.07	1.05	1.33
1	J	637	LYS	C-N	-15.00	1.06	1.33
1	G	637	LYS	C-N	-14.83	1.06	1.33
1	A	637	LYS	C-N	-14.80	1.06	1.33
1	A	649	VAL	C-N	-13.51	1.02	1.34
1	G	649	VAL	C-N	-13.49	1.03	1.34
1	D	649	VAL	C-N	-13.43	1.03	1.34
1	J	649	VAL	C-N	-13.42	1.03	1.34
2	H	150	TYR	CB-CG	-13.39	1.31	1.51
2	B	150	TYR	CB-CG	-13.36	1.31	1.51
2	E	150	TYR	CB-CG	-13.31	1.31	1.51
2	K	150	TYR	CB-CG	-13.30	1.31	1.51
2	B	140	PHE	C-N	-12.96	1.09	1.34
2	E	140	PHE	C-N	-12.96	1.09	1.34
2	K	140	PHE	C-N	-12.92	1.09	1.34
2	H	140	PHE	C-N	-12.82	1.09	1.34
2	B	150	TYR	CG-CD2	-11.36	1.24	1.39
2	K	150	TYR	CG-CD2	-11.20	1.24	1.39
2	H	150	TYR	CG-CD2	-11.18	1.24	1.39
2	E	150	TYR	CG-CD2	-11.14	1.24	1.39
2	K	141	PRO	N-CD	-10.60	1.33	1.47
2	B	141	PRO	N-CD	-10.50	1.33	1.47
2	E	141	PRO	N-CD	-10.45	1.33	1.47
2	H	141	PRO	N-CD	-10.40	1.33	1.47
1	J	476	GLU	CD-OE1	8.88	1.35	1.25
1	D	476	GLU	CD-OE1	8.81	1.35	1.25
1	G	476	GLU	CD-OE1	8.76	1.35	1.25
1	J	785	GLU	C-N	8.71	1.54	1.34
1	A	622	LEU	C-N	8.68	1.54	1.34
1	A	476	GLU	CD-OE1	8.66	1.35	1.25
1	J	622	LEU	C-N	8.65	1.53	1.34
1	G	622	LEU	C-N	8.64	1.53	1.34

Continued on next page...

Continued from previous page...

Mol	Chain	Res	Type	Atoms	Z	Observed(Å)	Ideal(Å)
1	D	622	LEU	C-N	8.63	1.53	1.34
1	J	411	GLU	CD-OE1	8.32	1.34	1.25
1	G	411	GLU	CD-OE1	8.30	1.34	1.25
2	K	150	TYR	CA-CB	-8.26	1.35	1.53
1	J	745	GLU	CD-OE2	8.25	1.34	1.25
1	D	745	GLU	CD-OE2	8.25	1.34	1.25
2	B	150	TYR	CA-CB	-8.23	1.35	1.53
1	A	745	GLU	CD-OE2	8.15	1.34	1.25
1	D	411	GLU	CD-OE1	8.11	1.34	1.25
2	H	150	TYR	CA-CB	-8.11	1.36	1.53
1	G	745	GLU	CD-OE2	8.10	1.34	1.25
2	E	150	TYR	CA-CB	-8.08	1.36	1.53
1	A	411	GLU	CD-OE1	8.06	1.34	1.25
1	A	381	GLU	CD-OE1	8.04	1.34	1.25
1	G	108	GLU	CD-OE1	7.96	1.34	1.25
1	A	108	GLU	CD-OE1	7.94	1.34	1.25
1	J	108	GLU	CD-OE1	7.91	1.34	1.25
1	G	381	GLU	CD-OE1	7.89	1.34	1.25
1	J	202	SER	CB-OG	7.84	1.52	1.42
1	J	381	GLU	CD-OE1	7.83	1.34	1.25
1	D	381	GLU	CD-OE1	7.81	1.34	1.25
1	D	202	SER	CB-OG	7.74	1.52	1.42
1	G	202	SER	CB-OG	7.72	1.52	1.42
1	D	108	GLU	CD-OE1	7.65	1.34	1.25
1	A	202	SER	CB-OG	7.64	1.52	1.42
1	D	689	GLU	CD-OE2	7.53	1.33	1.25
1	A	689	GLU	CD-OE2	7.51	1.33	1.25
1	J	689	GLU	CD-OE2	7.45	1.33	1.25
1	G	689	GLU	CD-OE2	7.42	1.33	1.25
1	D	23	GLU	CD-OE1	7.31	1.33	1.25
1	D	347	GLU	CD-OE1	7.27	1.33	1.25
1	J	23	GLU	CD-OE1	7.23	1.33	1.25
1	A	347	GLU	CD-OE1	7.21	1.33	1.25
1	J	511	GLU	CD-OE1	7.19	1.33	1.25
1	G	347	GLU	CD-OE1	7.18	1.33	1.25
1	G	23	GLU	CD-OE1	7.17	1.33	1.25
1	A	23	GLU	CD-OE1	7.17	1.33	1.25
1	J	347	GLU	CD-OE1	7.17	1.33	1.25
1	G	26	GLU	CD-OE1	7.08	1.33	1.25
1	D	68	GLU	CD-OE2	7.05	1.33	1.25
1	J	524	GLU	CD-OE1	7.05	1.33	1.25
1	G	330	GLU	CD-OE1	7.04	1.33	1.25

Continued on next page...

Continued from previous page...

Mol	Chain	Res	Type	Atoms	Z	Observed(Å)	Ideal(Å)
1	G	68	GLU	CD-OE2	7.04	1.33	1.25
1	D	524	GLU	CD-OE1	7.03	1.33	1.25
1	A	511	GLU	CD-OE1	7.02	1.33	1.25
1	J	330	GLU	CD-OE1	6.99	1.33	1.25
1	D	376	GLU	CD-OE1	6.95	1.33	1.25
1	G	376	GLU	CD-OE1	6.94	1.33	1.25
1	A	376	GLU	CD-OE1	6.93	1.33	1.25
1	J	811	GLU	CD-OE1	6.92	1.33	1.25
1	D	511	GLU	CD-OE1	6.91	1.33	1.25
1	A	330	GLU	CD-OE1	6.90	1.33	1.25
1	G	524	GLU	CD-OE1	6.88	1.33	1.25
1	J	68	GLU	CD-OE2	6.88	1.33	1.25
1	A	68	GLU	CD-OE2	6.87	1.33	1.25
1	A	524	GLU	CD-OE1	6.87	1.33	1.25
1	D	26	GLU	CD-OE1	6.85	1.33	1.25
1	J	376	GLU	CD-OE1	6.85	1.33	1.25
1	G	511	GLU	CD-OE1	6.82	1.33	1.25
1	J	26	GLU	CD-OE1	6.81	1.33	1.25
1	D	811	GLU	CD-OE1	6.81	1.33	1.25
1	A	655	GLU	CD-OE1	6.80	1.33	1.25
1	D	330	GLU	CD-OE1	6.78	1.33	1.25
1	A	26	GLU	CD-OE1	6.76	1.33	1.25
1	A	811	GLU	CD-OE1	6.75	1.33	1.25
1	J	538	GLU	CD-OE1	6.69	1.33	1.25
1	J	655	GLU	CD-OE1	6.67	1.32	1.25
1	J	319	GLU	CD-OE1	6.62	1.32	1.25
2	E	150	TYR	CD2-CE2	-6.60	1.29	1.39
1	A	538	GLU	CD-OE1	6.60	1.32	1.25
1	G	319	GLU	CD-OE1	6.59	1.32	1.25
1	G	811	GLU	CD-OE1	6.59	1.32	1.25
1	G	538	GLU	CD-OE1	6.58	1.32	1.25
1	J	266	GLU	CD-OE2	6.56	1.32	1.25
1	D	655	GLU	CD-OE1	6.55	1.32	1.25
1	G	785	GLU	C-N	6.55	1.49	1.34
1	G	89	GLU	CD-OE1	6.55	1.32	1.25
1	G	655	GLU	CD-OE1	6.55	1.32	1.25
1	A	319	GLU	CD-OE1	6.54	1.32	1.25
1	A	266	GLU	CD-OE2	6.52	1.32	1.25
2	B	150	TYR	CD2-CE2	-6.52	1.29	1.39
1	D	538	GLU	CD-OE1	6.50	1.32	1.25
1	G	99	GLU	CD-OE2	6.48	1.32	1.25
1	D	538	GLU	CD-OE2	-6.46	1.18	1.25

Continued on next page...

Continued from previous page...

Mol	Chain	Res	Type	Atoms	Z	Observed(Å)	Ideal(Å)
1	D	266	GLU	CD-OE2	6.46	1.32	1.25
1	A	538	GLU	CD-OE2	-6.45	1.18	1.25
1	D	319	GLU	CD-OE1	6.44	1.32	1.25
1	J	89	GLU	CD-OE1	6.44	1.32	1.25
1	D	99	GLU	CD-OE2	6.43	1.32	1.25
1	A	89	GLU	CD-OE1	6.43	1.32	1.25
2	K	150	TYR	CD2-CE2	-6.42	1.29	1.39
1	D	89	GLU	CD-OE1	6.41	1.32	1.25
1	G	502	GLU	CD-OE2	6.41	1.32	1.25
1	A	605	GLU	CD-OE1	6.40	1.32	1.25
1	G	266	GLU	CD-OE2	6.38	1.32	1.25
1	J	538	GLU	CD-OE2	-6.38	1.18	1.25
2	H	150	TYR	CD2-CE2	-6.37	1.29	1.39
1	G	802	GLU	CD-OE1	6.37	1.32	1.25
1	J	808	GLU	CD-OE1	6.37	1.32	1.25
1	J	99	GLU	CD-OE2	6.36	1.32	1.25
1	G	808	GLU	CD-OE1	6.34	1.32	1.25
2	B	150	TYR	N-CA	-6.33	1.33	1.46
1	J	6	GLU	CD-OE1	6.32	1.32	1.25
1	G	605	GLU	CD-OE1	6.32	1.32	1.25
1	G	538	GLU	CD-OE2	-6.31	1.18	1.25
1	D	808	GLU	CD-OE1	6.31	1.32	1.25
1	A	808	GLU	CD-OE1	6.30	1.32	1.25
4	7	259	GLU	CG-CD	6.30	1.61	1.51
4	4	259	GLU	CG-CD	6.29	1.61	1.51
1	D	502	GLU	CD-OE2	6.27	1.32	1.25
1	J	502	GLU	CD-OE2	6.27	1.32	1.25
4	X	259	GLU	CG-CD	6.27	1.61	1.51
1	A	6	GLU	CD-OE1	6.27	1.32	1.25
4	V	259	GLU	CG-CD	6.27	1.61	1.51
4	6	259	GLU	CG-CD	6.26	1.61	1.51
4	W	259	GLU	CG-CD	6.25	1.61	1.51
1	J	802	GLU	CD-OE1	6.25	1.32	1.25
4	5	259	GLU	CG-CD	6.24	1.61	1.51
4	Y	259	GLU	CG-CD	6.24	1.61	1.51
2	K	150	TYR	N-CA	-6.24	1.33	1.46
1	A	502	GLU	CD-OE2	6.24	1.32	1.25
1	G	6	GLU	CD-OE1	6.23	1.32	1.25
4	2	259	GLU	CG-CD	6.23	1.61	1.51
4	8	259	GLU	CG-CD	6.23	1.61	1.51
2	E	150	TYR	N-CA	-6.22	1.33	1.46
4	1	259	GLU	CG-CD	6.22	1.61	1.51

Continued on next page...

Continued from previous page...

Mol	Chain	Res	Type	Atoms	Z	Observed(Å)	Ideal(Å)
1	D	6	GLU	CD-OE1	6.22	1.32	1.25
4	0	259	GLU	CG-CD	6.22	1.61	1.51
4	Z	259	GLU	CG-CD	6.21	1.61	1.51
1	D	605	GLU	CD-OE1	6.20	1.32	1.25
1	J	605	GLU	CD-OE1	6.20	1.32	1.25
1	A	99	GLU	CD-OE2	6.18	1.32	1.25
4	3	259	GLU	CG-CD	6.18	1.61	1.51
2	H	150	TYR	N-CA	-6.17	1.34	1.46
1	D	509	GLU	CD-OE1	6.16	1.32	1.25
1	D	802	GLU	CD-OE1	6.14	1.32	1.25
1	J	509	GLU	CD-OE1	6.13	1.32	1.25
1	G	509	GLU	CD-OE1	6.11	1.32	1.25
1	A	417	GLU	CD-OE1	6.11	1.32	1.25
1	J	329	GLU	CD-OE1	6.05	1.32	1.25
1	D	417	GLU	CD-OE1	6.01	1.32	1.25
1	G	476	GLU	CD-OE2	-6.01	1.19	1.25
1	A	509	GLU	CD-OE1	6.00	1.32	1.25
1	G	540	CYS	CB-SG	-5.98	1.72	1.81
1	A	329	GLU	CD-OE1	5.97	1.32	1.25
1	G	329	GLU	CD-OE1	5.96	1.32	1.25
1	A	802	GLU	CD-OE1	5.96	1.32	1.25
1	D	329	GLU	CD-OE1	5.91	1.32	1.25
1	J	417	GLU	CD-OE1	5.89	1.32	1.25
1	D	230	GLU	CD-OE2	5.88	1.32	1.25
1	G	417	GLU	CD-OE1	5.88	1.32	1.25
1	G	230	GLU	CD-OE2	5.86	1.32	1.25
1	J	540	CYS	CB-SG	-5.86	1.72	1.81
1	D	468	GLU	CD-OE1	5.85	1.32	1.25
1	J	230	GLU	CD-OE2	5.83	1.32	1.25
1	J	476	GLU	CD-OE2	-5.80	1.19	1.25
1	G	597	GLU	CD-OE1	5.80	1.32	1.25
1	J	527	GLU	CD-OE1	5.80	1.32	1.25
1	D	476	GLU	CD-OE2	-5.79	1.19	1.25
1	G	218	LEU	CB-CG	5.79	1.69	1.52
1	A	468	GLU	CD-OE1	5.79	1.32	1.25
1	J	421	GLU	CD-OE2	5.77	1.32	1.25
1	J	499	GLU	CD-OE2	5.77	1.31	1.25
1	A	540	CYS	CB-SG	-5.76	1.72	1.81
1	D	540	CYS	CB-SG	-5.76	1.72	1.81
1	A	476	GLU	CD-OE2	-5.76	1.19	1.25
1	J	468	GLU	CD-OE1	5.75	1.31	1.25
1	A	625	THR	CB-CG2	5.74	1.71	1.52

Continued on next page...

Continued from previous page...

Mol	Chain	Res	Type	Atoms	Z	Observed(Å)	Ideal(Å)
1	D	785	GLU	CD-OE2	5.73	1.31	1.25
1	A	230	GLU	CD-OE2	5.73	1.31	1.25
1	G	527	GLU	CD-OE1	5.71	1.31	1.25
1	A	785	GLU	CD-OE2	5.70	1.31	1.25
1	G	625	THR	CB-CG2	5.70	1.71	1.52
1	A	597	GLU	CD-OE1	5.69	1.31	1.25
1	J	625	THR	CB-CG2	5.69	1.71	1.52
1	A	74	GLU	CD-OE2	5.67	1.31	1.25
1	J	74	GLU	CD-OE2	5.67	1.31	1.25
1	D	597	GLU	CD-OE1	5.67	1.31	1.25
1	D	625	THR	CB-CG2	5.67	1.71	1.52
1	J	785	GLU	CD-OE2	5.66	1.31	1.25
1	J	218	LEU	CB-CG	5.66	1.69	1.52
1	A	218	LEU	CB-CG	5.65	1.69	1.52
1	G	785	GLU	CD-OE2	5.65	1.31	1.25
1	D	218	LEU	CB-CG	5.63	1.68	1.52
1	D	499	GLU	CD-OE2	5.62	1.31	1.25
1	G	74	GLU	CD-OE2	5.61	1.31	1.25
1	A	527	GLU	CD-OE1	5.61	1.31	1.25
1	D	687	GLU	CD-OE1	5.60	1.31	1.25
1	D	74	GLU	CD-OE2	5.58	1.31	1.25
1	J	687	GLU	CD-OE1	5.56	1.31	1.25
1	J	373	GLU	CD-OE1	5.56	1.31	1.25
1	A	421	GLU	CD-OE2	5.54	1.31	1.25
1	A	687	GLU	CD-OE1	5.54	1.31	1.25
1	G	421	GLU	CD-OE2	5.54	1.31	1.25
1	G	468	GLU	CD-OE1	5.53	1.31	1.25
1	J	597	GLU	CD-OE1	5.52	1.31	1.25
1	G	687	GLU	CD-OE1	5.51	1.31	1.25
2	H	150	TYR	CE1-CZ	5.51	1.45	1.38
1	A	499	GLU	CD-OE2	5.50	1.31	1.25
1	A	777	GLU	CD-OE2	5.50	1.31	1.25
1	D	373	GLU	CD-OE1	5.50	1.31	1.25
1	G	373	GLU	CD-OE1	5.49	1.31	1.25
2	E	150	TYR	CE1-CZ	5.48	1.45	1.38
1	A	506	GLU	CD-OE2	5.48	1.31	1.25
1	G	499	GLU	CD-OE2	5.48	1.31	1.25
1	D	527	GLU	CD-OE1	5.47	1.31	1.25
1	D	777	GLU	CD-OE2	5.47	1.31	1.25
2	K	150	TYR	CE1-CZ	5.46	1.45	1.38
1	G	479	CYS	CB-SG	-5.45	1.73	1.81
1	A	373	GLU	CD-OE1	5.44	1.31	1.25

Continued on next page...

Continued from previous page...

Mol	Chain	Res	Type	Atoms	Z	Observed(Å)	Ideal(Å)
1	G	298	GLU	CD-OE2	5.44	1.31	1.25
1	J	479	CYS	CB-SG	-5.44	1.73	1.81
1	G	777	GLU	CD-OE2	5.43	1.31	1.25
2	K	131	GLU	N-CA	5.42	1.57	1.46
2	E	131	GLU	N-CA	5.41	1.57	1.46
2	H	131	GLU	N-CA	5.41	1.57	1.46
1	A	479	CYS	CB-SG	-5.40	1.73	1.81
1	J	777	GLU	CD-OE2	5.39	1.31	1.25
1	G	506	GLU	CD-OE2	5.39	1.31	1.25
2	B	150	TYR	CE1-CZ	5.38	1.45	1.38
1	D	218	LEU	C-N	-5.37	1.21	1.34
1	A	218	LEU	C-N	-5.36	1.21	1.34
1	G	679	GLU	CD-OE2	5.36	1.31	1.25
1	D	421	GLU	CD-OE2	5.35	1.31	1.25
1	J	218	LEU	C-N	-5.34	1.21	1.34
1	D	298	GLU	CD-OE2	5.34	1.31	1.25
1	J	298	GLU	CD-OE2	5.34	1.31	1.25
1	A	65	GLU	CD-OE1	5.32	1.31	1.25
1	A	298	GLU	CD-OE2	5.31	1.31	1.25
1	G	218	LEU	C-N	-5.30	1.21	1.34
2	B	131	GLU	N-CA	5.29	1.56	1.46
1	D	65	GLU	CD-OE1	5.29	1.31	1.25
1	D	479	CYS	CB-SG	-5.28	1.73	1.81
1	J	679	GLU	CD-OE2	5.28	1.31	1.25
1	J	527	GLU	CD-OE2	-5.27	1.19	1.25
1	D	679	GLU	CD-OE2	5.24	1.31	1.25
1	J	65	GLU	CD-OE1	5.21	1.31	1.25
1	D	282	GLU	CD-OE1	5.20	1.31	1.25
2	K	149	ASP	CB-CG	5.19	1.62	1.51
1	J	12	GLU	CD-OE2	5.18	1.31	1.25
1	J	506	GLU	CD-OE2	5.18	1.31	1.25
1	D	702	GLU	CD-OE2	5.16	1.31	1.25
2	E	149	ASP	CB-CG	5.16	1.62	1.51
1	A	679	GLU	CD-OE2	5.15	1.31	1.25
1	G	12	GLU	CD-OE2	5.15	1.31	1.25
1	A	527	GLU	CD-OE2	-5.14	1.20	1.25
1	A	697	CYS	CB-SG	5.14	1.91	1.82
1	A	539	GLU	CD-OE1	5.13	1.31	1.25
1	G	21	GLU	CD-OE2	5.13	1.31	1.25
2	B	149	ASP	CB-CG	5.12	1.62	1.51
1	A	702	GLU	CD-OE2	5.11	1.31	1.25
1	D	506	GLU	CD-OE2	5.11	1.31	1.25

Continued on next page...

Continued from previous page...

Mol	Chain	Res	Type	Atoms	Z	Observed(Å)	Ideal(Å)
1	G	65	GLU	CD-OE1	5.11	1.31	1.25
1	A	21	GLU	CD-OE2	5.11	1.31	1.25
1	G	702	GLU	CD-OE2	5.10	1.31	1.25
1	J	702	GLU	CD-OE2	5.09	1.31	1.25
1	A	282	GLU	CD-OE1	5.09	1.31	1.25
1	J	282	GLU	CD-OE1	5.09	1.31	1.25
1	A	150	GLU	CD-OE1	5.08	1.31	1.25
1	G	527	GLU	CD-OE2	-5.06	1.20	1.25
1	G	697	CYS	CB-SG	5.05	1.90	1.82
4	Y	259	GLU	CB-CG	5.05	1.61	1.52
2	H	149	ASP	CB-CG	5.05	1.62	1.51
4	1	259	GLU	CB-CG	5.05	1.61	1.52
4	8	259	GLU	CB-CG	5.05	1.61	1.52
1	J	21	GLU	CD-OE2	5.05	1.31	1.25
4	5	259	GLU	CB-CG	5.04	1.61	1.52
1	D	539	GLU	CD-OE1	5.04	1.31	1.25
1	D	21	GLU	CD-OE2	5.03	1.31	1.25
4	6	259	GLU	CB-CG	5.03	1.61	1.52
4	Z	259	GLU	CB-CG	5.03	1.61	1.52
1	G	150	GLU	CD-OE1	5.02	1.31	1.25
4	7	259	GLU	CB-CG	5.02	1.61	1.52
1	J	697	CYS	CB-SG	5.01	1.90	1.82
4	W	259	GLU	CB-CG	5.01	1.61	1.52
4	X	259	GLU	CB-CG	5.01	1.61	1.52
1	D	12	GLU	CD-OE2	5.00	1.31	1.25

All (1261) bond angle outliers are listed below:

Mol	Chain	Res	Type	Atoms	Z	Observed(°)	Ideal(°)
1	G	637	LYS	O-C-N	-58.53	23.69	123.20
1	J	637	LYS	O-C-N	-58.47	23.80	123.20
1	D	637	LYS	O-C-N	-58.47	23.81	123.20
1	A	637	LYS	O-C-N	-58.45	23.83	123.20
1	J	649	VAL	CG1-CB-CG2	-34.02	56.47	110.90
1	D	649	VAL	CG1-CB-CG2	-34.00	56.50	110.90
1	A	649	VAL	CG1-CB-CG2	-33.99	56.51	110.90
1	G	649	VAL	CG1-CB-CG2	-33.98	56.53	110.90
1	J	648	THR	CA-CB-OG1	-31.72	42.38	109.00
1	A	648	THR	CA-CB-OG1	-31.70	42.43	109.00
1	D	648	THR	CA-CB-OG1	-31.70	42.43	109.00
1	G	648	THR	CA-CB-OG1	-31.68	42.48	109.00
2	H	150	TYR	CB-CG-CD2	-28.73	103.76	121.00

Continued on next page...

Continued from previous page...

Mol	Chain	Res	Type	Atoms	Z	Observed(°)	Ideal(°)
2	E	150	TYR	CB-CG-CD2	-28.64	103.81	121.00
2	K	150	TYR	CB-CG-CD2	-28.60	103.84	121.00
2	B	150	TYR	CB-CG-CD2	-28.58	103.85	121.00
1	G	649	VAL	CA-CB-CG1	-28.52	68.11	110.90
1	J	649	VAL	CA-CB-CG1	-28.49	68.16	110.90
1	D	649	VAL	CA-CB-CG1	-28.47	68.19	110.90
1	A	649	VAL	CA-CB-CG1	-28.45	68.23	110.90
1	J	649	VAL	CA-CB-CG2	-28.18	68.62	110.90
1	G	649	VAL	CA-CB-CG2	-28.17	68.64	110.90
1	A	649	VAL	CA-CB-CG2	-28.17	68.64	110.90
1	D	649	VAL	CA-CB-CG2	-28.16	68.66	110.90
1	D	648	THR	CA-CB-CG2	-25.60	76.56	112.40
1	J	648	THR	CA-CB-CG2	-25.56	76.61	112.40
1	A	648	THR	CA-CB-CG2	-25.45	76.78	112.40
1	G	648	THR	CA-CB-CG2	-25.36	76.90	112.40
1	J	709	LYS	O-C-N	-21.06	87.39	123.20
2	H	150	TYR	CG-CD2-CE2	-20.84	104.63	121.30
2	K	150	TYR	CG-CD2-CE2	-20.66	104.78	121.30
2	E	150	TYR	CG-CD2-CE2	-20.54	104.86	121.30
2	B	150	TYR	CG-CD2-CE2	-20.43	104.95	121.30
2	K	150	TYR	CD1-CG-CD2	19.49	139.34	117.90
2	H	150	TYR	CD1-CG-CD2	19.45	139.29	117.90
2	E	150	TYR	CD1-CG-CD2	19.40	139.24	117.90
2	B	150	TYR	CD1-CG-CD2	19.38	139.22	117.90
2	H	150	TYR	CG-CD1-CE1	-18.44	106.55	121.30
2	K	150	TYR	CG-CD1-CE1	-18.44	106.55	121.30
2	B	150	TYR	CG-CD1-CE1	-18.39	106.59	121.30
2	E	150	TYR	CG-CD1-CE1	-18.38	106.59	121.30
1	J	800	ARG	NE-CZ-NH2	-16.61	112.00	120.30
1	D	800	ARG	NE-CZ-NH2	-16.48	112.06	120.30
1	G	800	ARG	NE-CZ-NH2	-16.31	112.14	120.30
1	A	800	ARG	NE-CZ-NH2	-16.29	112.16	120.30
1	G	623	PHE	CB-CG-CD2	-13.78	111.16	120.80
1	J	623	PHE	CB-CG-CD2	-13.67	111.23	120.80
1	A	623	PHE	CB-CG-CD2	-13.64	111.25	120.80
1	D	623	PHE	CB-CG-CD2	-13.64	111.25	120.80
1	A	623	PHE	CB-CG-CD1	12.37	129.46	120.80
1	G	623	PHE	CB-CG-CD1	12.35	129.45	120.80
1	J	623	PHE	CB-CG-CD1	12.33	129.43	120.80
1	J	623	PHE	CA-CB-CG	-12.27	84.47	113.90
1	A	623	PHE	CA-CB-CG	-12.26	84.48	113.90
1	D	623	PHE	CA-CB-CG	-12.23	84.54	113.90

Continued on next page...

Continued from previous page...

Mol	Chain	Res	Type	Atoms	Z	Observed(°)	Ideal(°)
1	G	623	PHE	CA-CB-CG	-12.21	84.59	113.90
1	D	623	PHE	CB-CG-CD1	12.03	129.22	120.80
1	J	98	HIS	CB-CA-C	-11.57	87.27	110.40
1	A	98	HIS	CB-CA-C	-11.56	87.29	110.40
1	G	98	HIS	CB-CA-C	-11.55	87.29	110.40
1	D	98	HIS	CB-CA-C	-11.54	87.33	110.40
1	G	568	PRO	O-C-N	10.71	139.83	122.70
1	A	568	PRO	O-C-N	10.67	139.78	122.70
1	D	568	PRO	O-C-N	10.66	139.76	122.70
1	J	568	PRO	O-C-N	10.58	139.63	122.70
1	J	709	LYS	C-N-CA	10.30	143.93	122.30
2	E	141	PRO	CA-N-CD	10.30	126.11	111.70
2	H	141	PRO	CA-N-CD	10.27	126.08	111.70
2	K	141	PRO	CA-N-CD	10.21	125.99	111.70
2	B	141	PRO	CA-N-CD	10.18	125.95	111.70
1	G	625	THR	CA-CB-CG2	-10.10	98.26	112.40
1	A	327	ASP	CB-CG-OD1	-10.06	109.24	118.30
1	G	327	ASP	CB-CG-OD1	-10.05	109.25	118.30
1	J	327	ASP	CB-CG-OD1	-10.04	109.26	118.30
1	A	625	THR	CA-CB-CG2	-10.03	98.35	112.40
1	J	625	THR	CA-CB-CG2	-10.03	98.36	112.40
1	D	625	THR	CA-CB-CG2	-10.02	98.38	112.40
1	D	327	ASP	CB-CG-OD1	-10.00	109.30	118.30
1	A	241	ASP	CB-CG-OD1	-9.85	109.44	118.30
1	G	241	ASP	CB-CG-OD1	-9.80	109.48	118.30
3	C	63	ILE	O-C-N	9.80	138.38	122.70
1	D	728	ASN	O-C-N	9.76	138.32	122.70
1	J	241	ASP	CB-CG-OD1	-9.73	109.54	118.30
1	D	241	ASP	CB-CG-OD1	-9.73	109.55	118.30
3	I	63	ILE	O-C-N	9.72	138.25	122.70
3	F	63	ILE	O-C-N	9.71	138.23	122.70
1	A	728	ASN	O-C-N	9.68	138.19	122.70
1	J	728	ASN	O-C-N	9.67	138.17	122.70
3	L	63	ILE	O-C-N	9.66	138.16	122.70
1	G	728	ASN	O-C-N	9.60	138.06	122.70
1	G	264	ASP	CB-CG-OD2	-9.50	109.75	118.30
1	D	264	ASP	CB-CG-OD2	-9.42	109.82	118.30
1	A	264	ASP	CB-CG-OD2	-9.42	109.82	118.30
1	J	709	LYS	CA-C-N	9.42	135.04	116.20
2	E	150	TYR	N-CA-CB	-9.40	93.68	110.60
1	J	264	ASP	CB-CG-OD2	-9.38	109.86	118.30
2	H	150	TYR	N-CA-CB	-9.36	93.75	110.60

Continued on next page...

Continued from previous page...

Mol	Chain	Res	Type	Atoms	Z	Observed(°)	Ideal(°)
2	K	150	TYR	N-CA-CB	-9.36	93.75	110.60
2	B	150	TYR	N-CA-CB	-9.28	93.90	110.60
4	W	356	TRP	CD1-CG-CD2	9.18	113.64	106.30
4	8	356	TRP	CD1-CG-CD2	9.17	113.64	106.30
4	Y	356	TRP	CD1-CG-CD2	9.17	113.64	106.30
4	3	356	TRP	CD1-CG-CD2	9.17	113.63	106.30
4	2	356	TRP	CD1-CG-CD2	9.16	113.63	106.30
4	5	356	TRP	CD1-CG-CD2	9.16	113.63	106.30
4	0	356	TRP	CD1-CG-CD2	9.14	113.61	106.30
4	6	356	TRP	CD1-CG-CD2	9.11	113.59	106.30
4	4	356	TRP	CD1-CG-CD2	9.10	113.58	106.30
4	V	356	TRP	CD1-CG-CD2	9.10	113.58	106.30
4	7	356	TRP	CD1-CG-CD2	9.10	113.58	106.30
4	X	356	TRP	CD1-CG-CD2	9.06	113.54	106.30
4	Z	356	TRP	CD1-CG-CD2	9.04	113.53	106.30
4	1	356	TRP	CD1-CG-CD2	9.02	113.51	106.30
1	J	378	ASP	CB-CG-OD2	8.98	126.39	118.30
1	J	352	TYR	CB-CG-CD1	8.97	126.38	121.00
1	D	378	ASP	CB-CG-OD2	8.95	126.35	118.30
1	A	378	ASP	CB-CG-OD2	8.92	126.32	118.30
1	G	378	ASP	CB-CG-OD2	8.91	126.32	118.30
1	G	352	TYR	CB-CG-CD1	8.84	126.30	121.00
4	2	177	ARG	NE-CZ-NH2	-8.80	115.90	120.30
1	D	352	TYR	CB-CG-CD1	8.77	126.26	121.00
2	K	138	ALA	O-C-N	-8.74	108.72	122.70
2	E	138	ALA	O-C-N	-8.72	108.75	122.70
1	A	352	TYR	CB-CG-CD1	8.72	126.23	121.00
4	4	177	ARG	NE-CZ-NH2	-8.70	115.95	120.30
2	B	138	ALA	O-C-N	-8.70	108.79	122.70
2	H	138	ALA	O-C-N	-8.65	108.86	122.70
4	7	177	ARG	NE-CZ-NH2	-8.64	115.98	120.30
4	W	177	ARG	NE-CZ-NH2	-8.57	116.02	120.30
4	4	86	TRP	CD1-CG-CD2	8.53	113.13	106.30
4	Y	86	TRP	CD1-CG-CD2	8.53	113.12	106.30
1	D	601	ASP	CB-CG-OD1	-8.52	110.63	118.30
4	X	177	ARG	NE-CZ-NH2	-8.52	116.04	120.30
4	X	86	TRP	CD1-CG-CD2	8.52	113.11	106.30
1	G	601	ASP	CB-CG-OD1	-8.51	110.64	118.30
4	8	177	ARG	NE-CZ-NH2	-8.50	116.05	120.30
4	7	86	TRP	CD1-CG-CD2	8.49	113.09	106.30
1	J	601	ASP	CB-CG-OD1	-8.49	110.66	118.30
4	0	177	ARG	NE-CZ-NH2	-8.48	116.06	120.30

Continued on next page...

Continued from previous page...

Mol	Chain	Res	Type	Atoms	Z	Observed(°)	Ideal(°)
4	5	177	ARG	NE-CZ-NH2	-8.47	116.06	120.30
4	V	177	ARG	NE-CZ-NH2	-8.47	116.06	120.30
4	Z	177	ARG	NE-CZ-NH2	-8.47	116.06	120.30
4	5	86	TRP	CD1-CG-CD2	8.47	113.08	106.30
4	6	86	TRP	CD1-CG-CD2	8.46	113.07	106.30
4	Z	86	TRP	CD1-CG-CD2	8.46	113.07	106.30
4	2	86	TRP	CD1-CG-CD2	8.46	113.07	106.30
4	1	177	ARG	NE-CZ-NH2	-8.46	116.07	120.30
4	3	177	ARG	NE-CZ-NH2	-8.46	116.07	120.30
4	6	177	ARG	NE-CZ-NH2	-8.46	116.07	120.30
4	8	86	TRP	CD1-CG-CD2	8.45	113.06	106.30
1	J	33	ASP	CB-CG-OD1	-8.44	110.71	118.30
4	0	86	TRP	CD1-CG-CD2	8.44	113.05	106.30
4	V	86	TRP	CD1-CG-CD2	8.43	113.04	106.30
1	A	601	ASP	CB-CG-OD1	-8.42	110.72	118.30
4	3	86	TRP	CD1-CG-CD2	8.42	113.03	106.30
4	W	86	TRP	CD1-CG-CD2	8.41	113.03	106.30
1	J	352	TYR	CB-CG-CD2	-8.38	115.97	121.00
1	G	33	ASP	CB-CG-OD1	-8.36	110.78	118.30
4	1	86	TRP	CD1-CG-CD2	8.36	112.99	106.30
1	A	352	TYR	CB-CG-CD2	-8.33	116.00	121.00
1	D	33	ASP	CB-CG-OD1	-8.27	110.85	118.30
4	Y	177	ARG	NE-CZ-NH2	-8.24	116.18	120.30
1	A	33	ASP	CB-CG-OD1	-8.22	110.90	118.30
1	G	352	TYR	CB-CG-CD2	-8.18	116.09	121.00
1	D	352	TYR	CB-CG-CD2	-8.10	116.14	121.00
1	A	339	ASP	CB-CG-OD1	-8.04	111.06	118.30
4	3	356	TRP	CE2-CD2-CG	-8.04	100.87	107.30
4	Y	356	TRP	CE2-CD2-CG	-8.01	100.89	107.30
4	5	356	TRP	CE2-CD2-CG	-8.00	100.90	107.30
4	V	356	TRP	CE2-CD2-CG	-8.00	100.90	107.30
4	8	356	TRP	CE2-CD2-CG	-7.99	100.91	107.30
4	0	356	TRP	CE2-CD2-CG	-7.99	100.91	107.30
4	7	356	TRP	CE2-CD2-CG	-7.99	100.91	107.30
4	6	356	TRP	CE2-CD2-CG	-7.98	100.92	107.30
4	W	356	TRP	CE2-CD2-CG	-7.97	100.92	107.30
1	D	637	LYS	CA-C-N	7.93	132.06	116.20
4	2	356	TRP	CE2-CD2-CG	-7.92	100.96	107.30
4	X	356	TRP	CE2-CD2-CG	-7.92	100.97	107.30
1	A	637	LYS	CA-C-N	7.91	132.01	116.20
1	G	339	ASP	CB-CG-OD1	-7.91	111.18	118.30
1	J	637	LYS	CA-C-N	7.91	132.01	116.20

Continued on next page...

Continued from previous page...

Mol	Chain	Res	Type	Atoms	Z	Observed(°)	Ideal(°)
4	Z	356	TRP	CE2-CD2-CG	-7.90	100.98	107.30
2	E	150	TYR	CD1-CE1-CZ	-7.90	112.69	119.80
1	G	637	LYS	CA-C-N	7.89	131.97	116.20
1	D	339	ASP	CB-CG-OD1	-7.88	111.21	118.30
4	1	356	TRP	CE2-CD2-CG	-7.87	101.00	107.30
2	H	150	TYR	CD1-CE1-CZ	-7.87	112.72	119.80
4	4	356	TRP	CE2-CD2-CG	-7.86	101.01	107.30
1	J	339	ASP	CB-CG-OD1	-7.84	111.24	118.30
1	A	202	SER	CB-CA-C	-7.78	95.31	110.10
2	B	150	TYR	CD1-CE1-CZ	-7.76	112.81	119.80
1	D	202	SER	CB-CA-C	-7.76	95.35	110.10
2	K	150	TYR	CD1-CE1-CZ	-7.74	112.83	119.80
1	J	202	SER	CB-CA-C	-7.73	95.41	110.10
4	0	312	ARG	NE-CZ-NH2	7.73	124.17	120.30
1	G	202	SER	CB-CA-C	-7.72	95.44	110.10
4	1	312	ARG	NE-CZ-NH2	7.69	124.15	120.30
1	G	654	ARG	NE-CZ-NH1	7.68	124.14	120.30
4	X	312	ARG	NE-CZ-NH2	7.68	124.14	120.30
4	5	312	ARG	NE-CZ-NH2	7.68	124.14	120.30
4	3	312	ARG	NE-CZ-NH2	7.66	124.13	120.30
1	J	653	PHE	CB-CG-CD1	-7.66	115.44	120.80
4	Y	312	ARG	NE-CZ-NH2	7.65	124.13	120.30
1	D	653	PHE	CB-CG-CD1	-7.65	115.45	120.80
4	X	86	TRP	CE2-CD2-CG	-7.63	101.19	107.30
4	Z	312	ARG	NE-CZ-NH2	7.63	124.12	120.30
4	4	312	ARG	NE-CZ-NH2	7.63	124.11	120.30
4	8	312	ARG	NE-CZ-NH2	7.62	124.11	120.30
4	2	312	ARG	NE-CZ-NH2	7.60	124.10	120.30
4	8	86	TRP	CE2-CD2-CG	-7.59	101.22	107.30
4	4	86	TRP	CE2-CD2-CG	-7.58	101.24	107.30
4	V	312	ARG	NE-CZ-NH2	7.56	124.08	120.30
4	7	86	TRP	CE2-CD2-CG	-7.56	101.25	107.30
4	0	86	TRP	CE2-CD2-CG	-7.56	101.25	107.30
4	6	312	ARG	NE-CZ-NH2	7.56	124.08	120.30
1	A	654	ARG	NE-CZ-NH1	7.55	124.08	120.30
4	Y	86	TRP	CE2-CD2-CG	-7.55	101.26	107.30
1	G	653	PHE	CB-CG-CD1	-7.54	115.52	120.80
4	7	312	ARG	NE-CZ-NH2	7.53	124.06	120.30
2	E	127	ARG	NE-CZ-NH2	7.52	124.06	120.30
4	2	86	TRP	CE2-CD2-CG	-7.52	101.28	107.30
4	V	86	TRP	CE2-CD2-CG	-7.52	101.28	107.30
3	C	63	ILE	CG1-CB-CG2	-7.52	94.86	111.40

Continued on next page...

Continued from previous page...

Mol	Chain	Res	Type	Atoms	Z	Observed(°)	Ideal(°)
4	5	86	TRP	CE2-CD2-CG	-7.51	101.29	107.30
4	W	86	TRP	CE2-CD2-CG	-7.51	101.29	107.30
4	W	312	ARG	NE-CZ-NH2	7.49	124.05	120.30
4	3	86	TRP	CE2-CD2-CG	-7.49	101.31	107.30
3	F	63	ILE	CG1-CB-CG2	-7.48	94.94	111.40
1	G	346	ASP	CB-CG-OD2	-7.48	111.57	118.30
1	J	654	ARG	NE-CZ-NH1	7.47	124.04	120.30
3	L	63	ILE	CG1-CB-CG2	-7.47	94.96	111.40
3	I	63	ILE	CG1-CB-CG2	-7.47	94.97	111.40
4	6	86	TRP	CE2-CD2-CG	-7.46	101.33	107.30
4	Z	86	TRP	CE2-CD2-CG	-7.46	101.33	107.30
4	1	86	TRP	CE2-CD2-CG	-7.46	101.33	107.30
1	A	653	PHE	CB-CG-CD1	-7.46	115.58	120.80
1	J	518	ASP	CB-CG-OD1	-7.43	111.61	118.30
1	A	518	ASP	CB-CG-OD1	-7.40	111.64	118.30
4	1	254	ARG	NE-CZ-NH2	-7.40	116.60	120.30
3	I	63	ILE	CA-C-N	-7.39	100.94	117.20
4	W	180	LEU	CA-CB-CG	7.39	132.29	115.30
4	0	233	SER	CA-C-N	-7.38	100.95	117.20
4	W	233	SER	CA-C-N	-7.38	100.96	117.20
4	6	233	SER	CA-C-N	-7.38	100.97	117.20
4	X	233	SER	CA-C-N	-7.37	100.98	117.20
4	1	233	SER	CA-C-N	-7.37	100.98	117.20
2	B	127	ARG	NE-CZ-NH2	7.37	123.98	120.30
1	D	346	ASP	CB-CG-OD2	-7.37	111.67	118.30
1	D	654	ARG	NE-CZ-NH1	7.37	123.98	120.30
4	8	233	SER	CA-C-N	-7.37	101.00	117.20
4	3	233	SER	CA-C-N	-7.36	101.00	117.20
4	5	233	SER	CA-C-N	-7.36	101.00	117.20
1	D	518	ASP	CB-CG-OD1	-7.36	111.68	118.30
4	4	233	SER	CA-C-N	-7.36	101.02	117.20
4	7	233	SER	CA-C-N	-7.36	101.01	117.20
3	C	63	ILE	CA-C-N	-7.36	101.02	117.20
4	V	233	SER	CA-C-N	-7.36	101.02	117.20
4	7	180	LEU	CA-CB-CG	7.35	132.21	115.30
4	1	180	LEU	CA-CB-CG	7.35	132.20	115.30
4	Z	233	SER	CA-C-N	-7.35	101.03	117.20
4	2	233	SER	CA-C-N	-7.35	101.04	117.20
4	6	180	LEU	CA-CB-CG	7.34	132.19	115.30
4	3	180	LEU	CA-CB-CG	7.34	132.19	115.30
4	5	180	LEU	CA-CB-CG	7.34	132.19	115.30
3	L	63	ILE	CA-C-N	-7.34	101.05	117.20

Continued on next page...

Continued from previous page...

Mol	Chain	Res	Type	Atoms	Z	Observed(°)	Ideal(°)
4	X	180	LEU	CA-CB-CG	7.34	132.18	115.30
4	0	180	LEU	CA-CB-CG	7.33	132.17	115.30
4	V	180	LEU	CA-CB-CG	7.33	132.16	115.30
4	Y	233	SER	CA-C-N	-7.33	101.08	117.20
1	A	346	ASP	CB-CG-OD2	-7.33	111.71	118.30
4	4	180	LEU	CA-CB-CG	7.33	132.15	115.30
4	8	180	LEU	CA-CB-CG	7.32	132.14	115.30
3	F	63	ILE	CA-C-N	-7.31	101.11	117.20
4	2	180	LEU	CA-CB-CG	7.31	132.12	115.30
4	Y	180	LEU	CA-CB-CG	7.31	132.10	115.30
4	Z	180	LEU	CA-CB-CG	7.30	132.09	115.30
1	G	104	TYR	CB-CG-CD2	7.30	125.38	121.00
4	2	254	ARG	NE-CZ-NH2	-7.30	116.65	120.30
1	J	346	ASP	CB-CG-OD2	-7.29	111.73	118.30
4	W	254	ARG	NE-CZ-NH2	-7.29	116.66	120.30
4	4	254	ARG	NE-CZ-NH2	-7.28	116.66	120.30
4	X	79	TRP	CD1-CG-CD2	7.26	112.11	106.30
1	J	104	TYR	CB-CG-CD2	7.26	125.36	121.00
1	G	518	ASP	CB-CG-OD1	-7.25	111.78	118.30
4	V	254	ARG	NE-CZ-NH2	-7.25	116.68	120.30
4	5	254	ARG	NE-CZ-NH2	-7.23	116.69	120.30
4	1	79	TRP	CD1-CG-CD2	7.22	112.07	106.30
4	V	340	TRP	CE2-CD2-CG	-7.21	101.53	107.30
4	X	254	ARG	NE-CZ-NH2	-7.21	116.69	120.30
4	8	254	ARG	NE-CZ-NH2	-7.21	116.70	120.30
4	5	79	TRP	CD1-CG-CD2	7.21	112.06	106.30
4	6	340	TRP	CE2-CD2-CG	-7.20	101.54	107.30
4	W	340	TRP	CE2-CD2-CG	-7.20	101.54	107.30
4	5	340	TRP	CE2-CD2-CG	-7.20	101.54	107.30
4	2	79	TRP	CD1-CG-CD2	7.19	112.06	106.30
4	V	206	ARG	NE-CZ-NH1	7.19	123.90	120.30
4	3	340	TRP	CE2-CD2-CG	-7.18	101.55	107.30
4	0	79	TRP	CD1-CG-CD2	7.17	112.04	106.30
4	2	340	TRP	CE2-CD2-CG	-7.17	101.56	107.30
4	0	340	TRP	CE2-CD2-CG	-7.16	101.57	107.30
4	3	206	ARG	NE-CZ-NH1	7.16	123.88	120.30
4	8	79	TRP	CD1-CG-CD2	7.16	112.02	106.30
1	A	148	ARG	NE-CZ-NH2	-7.15	116.72	120.30
4	6	79	TRP	CD1-CG-CD2	7.15	112.02	106.30
4	Y	340	TRP	CE2-CD2-CG	-7.15	101.58	107.30
4	Z	340	TRP	CE2-CD2-CG	-7.15	101.58	107.30
4	Y	254	ARG	NE-CZ-NH2	-7.15	116.73	120.30

Continued on next page...

Continued from previous page...

Mol	Chain	Res	Type	Atoms	Z	Observed(°)	Ideal(°)
4	1	340	TRP	CE2-CD2-CG	-7.15	101.58	107.30
4	Z	79	TRP	CD1-CG-CD2	7.15	112.02	106.30
4	W	206	ARG	NE-CZ-NH1	7.14	123.87	120.30
4	7	340	TRP	CE2-CD2-CG	-7.14	101.59	107.30
4	1	206	ARG	NE-CZ-NH1	7.14	123.87	120.30
4	4	79	TRP	CD1-CG-CD2	7.14	112.01	106.30
4	4	340	TRP	CE2-CD2-CG	-7.14	101.59	107.30
4	V	79	TRP	CD1-CG-CD2	7.14	112.01	106.30
1	G	568	PRO	CA-C-N	-7.13	101.51	117.20
1	A	104	TYR	CB-CG-CD2	7.13	125.28	121.00
4	Y	79	TRP	CD1-CG-CD2	7.13	112.01	106.30
2	K	150	TYR	CB-CG-CD1	-7.12	116.73	121.00
4	7	79	TRP	CD1-CG-CD2	7.12	112.00	106.30
4	W	79	TRP	CD1-CG-CD2	7.12	112.00	106.30
4	X	340	TRP	CE2-CD2-CG	-7.12	101.61	107.30
4	6	254	ARG	NE-CZ-NH2	-7.11	116.75	120.30
4	8	206	ARG	NE-CZ-NH1	7.11	123.85	120.30
1	A	568	PRO	CA-C-N	-7.10	101.57	117.20
2	K	127	ARG	NE-CZ-NH2	7.10	123.85	120.30
4	7	254	ARG	NE-CZ-NH2	-7.10	116.75	120.30
4	X	79	TRP	CE2-CD2-CG	-7.10	101.62	107.30
4	3	340	TRP	CD1-CG-CD2	7.09	111.97	106.30
4	5	206	ARG	NE-CZ-NH1	7.09	123.84	120.30
4	3	79	TRP	CD1-CG-CD2	7.08	111.97	106.30
1	D	568	PRO	CA-C-N	-7.08	101.63	117.20
4	0	254	ARG	NE-CZ-NH2	-7.08	116.76	120.30
4	6	206	ARG	NE-CZ-NH1	7.08	123.84	120.30
1	J	568	PRO	CA-C-N	-7.07	101.64	117.20
4	2	206	ARG	NE-CZ-NH1	7.07	123.84	120.30
4	4	206	ARG	NE-CZ-NH1	7.07	123.83	120.30
2	H	127	ARG	NE-CZ-NH2	7.06	123.83	120.30
4	X	206	ARG	NE-CZ-NH1	7.06	123.83	120.30
1	D	218	LEU	CB-CG-CD1	7.05	122.99	111.00
4	1	47	MET	CA-CB-CG	-7.05	101.31	113.30
1	A	264	ASP	N-CA-CB	-7.04	97.92	110.60
4	6	47	MET	CA-CB-CG	-7.04	101.34	113.30
4	7	206	ARG	NE-CZ-NH1	7.04	123.82	120.30
4	8	47	MET	CA-CB-CG	-7.04	101.34	113.30
4	0	47	MET	CA-CB-CG	-7.03	101.35	113.30
4	Z	254	ARG	NE-CZ-NH2	-7.03	116.78	120.30
4	8	340	TRP	CE2-CD2-CG	-7.02	101.68	107.30
4	Z	47	MET	CA-CB-CG	-7.02	101.36	113.30

Continued on next page...

Continued from previous page...

Mol	Chain	Res	Type	Atoms	Z	Observed(°)	Ideal(°)
4	Y	206	ARG	NE-CZ-NH1	7.02	123.81	120.30
1	D	217	THR	N-CA-CB	7.01	123.63	110.30
4	8	79	TRP	CE2-CD2-CG	-7.01	101.69	107.30
4	X	47	MET	CA-CB-CG	-7.01	101.38	113.30
4	0	206	ARG	NE-CZ-NH1	7.01	123.81	120.30
4	3	47	MET	CA-CB-CG	-7.01	101.38	113.30
4	V	47	MET	CA-CB-CG	-7.01	101.38	113.30
4	W	47	MET	CA-CB-CG	-7.01	101.38	113.30
1	J	264	ASP	N-CA-CB	-7.01	97.99	110.60
4	0	79	TRP	CE2-CD2-CG	-7.01	101.69	107.30
4	2	47	MET	CA-CB-CG	-7.01	101.39	113.30
1	D	104	TYR	CB-CG-CD2	7.00	125.20	121.00
1	J	218	LEU	CB-CG-CD1	7.00	122.90	111.00
4	W	79	TRP	CE2-CD2-CG	-7.00	101.70	107.30
4	4	47	MET	CA-CB-CG	-7.00	101.40	113.30
4	5	47	MET	CA-CB-CG	-7.00	101.40	113.30
4	7	47	MET	CA-CB-CG	-7.00	101.41	113.30
4	Z	206	ARG	NE-CZ-NH1	7.00	123.80	120.30
1	D	264	ASP	N-CA-CB	-7.00	98.01	110.60
1	G	217	THR	N-CA-CB	6.99	123.58	110.30
1	G	218	LEU	CB-CG-CD1	6.99	122.89	111.00
4	W	340	TRP	CD1-CG-CD2	6.99	111.89	106.30
4	5	79	TRP	CE2-CD2-CG	-6.98	101.71	107.30
4	1	79	TRP	CE2-CD2-CG	-6.98	101.72	107.30
1	G	264	ASP	N-CA-CB	-6.98	98.04	110.60
4	2	79	TRP	CE2-CD2-CG	-6.97	101.72	107.30
1	J	148	ARG	NE-CZ-NH2	-6.97	116.81	120.30
4	Z	79	TRP	CE2-CD2-CG	-6.97	101.72	107.30
4	Z	340	TRP	CD1-CG-CD2	6.97	111.88	106.30
4	Y	47	MET	CA-CB-CG	-6.97	101.45	113.30
1	J	217	THR	N-CA-CB	6.96	123.52	110.30
1	A	218	LEU	CB-CG-CD1	6.96	122.83	111.00
4	7	340	TRP	CD1-CG-CD2	6.96	111.86	106.30
2	B	150	TYR	CB-CG-CD1	-6.95	116.83	121.00
4	2	340	TRP	CD1-CG-CD2	6.95	111.86	106.30
4	Y	340	TRP	CD1-CG-CD2	6.95	111.86	106.30
4	5	340	TRP	CD1-CG-CD2	6.95	111.86	106.30
1	A	217	THR	N-CA-CB	6.94	123.49	110.30
4	6	340	TRP	CD1-CG-CD2	6.94	111.86	106.30
4	V	79	TRP	CE2-CD2-CG	-6.94	101.75	107.30
2	H	150	TYR	CB-CG-CD1	-6.93	116.84	121.00
4	3	254	ARG	NE-CZ-NH2	-6.93	116.83	120.30

Continued on next page...

Continued from previous page...

Mol	Chain	Res	Type	Atoms	Z	Observed(°)	Ideal(°)
4	4	340	TRP	CD1-CG-CD2	6.93	111.85	106.30
4	Y	79	TRP	CE2-CD2-CG	-6.93	101.75	107.30
4	X	340	TRP	CD1-CG-CD2	6.93	111.84	106.30
4	1	340	TRP	CD1-CG-CD2	6.93	111.84	106.30
4	4	79	TRP	CE2-CD2-CG	-6.92	101.76	107.30
4	0	340	TRP	CD1-CG-CD2	6.92	111.84	106.30
4	7	79	TRP	CE2-CD2-CG	-6.92	101.76	107.30
4	3	79	TRP	CE2-CD2-CG	-6.92	101.76	107.30
4	V	340	TRP	CD1-CG-CD2	6.92	111.83	106.30
2	E	150	TYR	CB-CG-CD1	-6.91	116.85	121.00
4	6	79	TRP	CE2-CD2-CG	-6.91	101.77	107.30
1	A	75	ASP	N-CA-CB	6.91	123.03	110.60
1	D	728	ASN	CA-C-N	-6.90	102.02	117.20
1	G	75	ASP	N-CA-CB	6.90	123.02	110.60
4	8	340	TRP	CD1-CG-CD2	6.89	111.81	106.30
1	G	148	ARG	NE-CZ-NH2	-6.88	116.86	120.30
1	J	75	ASP	N-CA-CB	6.86	122.94	110.60
1	J	728	ASN	CA-C-N	-6.85	102.13	117.20
1	G	728	ASN	CA-C-N	-6.85	102.14	117.20
1	G	450	ASP	CB-CG-OD2	6.85	124.46	118.30
1	A	728	ASN	CA-C-N	-6.84	102.14	117.20
1	D	450	ASP	CB-CG-OD2	6.83	124.45	118.30
1	J	450	ASP	CB-CG-OD2	6.83	124.45	118.30
1	D	148	ARG	NE-CZ-NH2	-6.81	116.89	120.30
1	A	450	ASP	CB-CG-OD2	6.79	124.41	118.30
1	D	75	ASP	N-CA-CB	6.76	122.77	110.60
1	D	781	ASP	CB-CG-OD1	-6.73	112.24	118.30
1	J	75	ASP	CB-CG-OD2	6.70	124.33	118.30
1	J	219	GLU	N-CA-C	-6.69	92.94	111.00
1	G	756	THR	N-CA-CB	-6.68	97.61	110.30
1	D	756	THR	N-CA-CB	-6.66	97.64	110.30
1	J	756	THR	N-CA-CB	-6.66	97.64	110.30
4	V	169	TYR	CB-CG-CD2	-6.65	117.01	121.00
1	G	219	GLU	N-CA-C	-6.65	93.04	111.00
1	A	343	PHE	CB-CG-CD1	6.65	125.45	120.80
1	G	781	ASP	CB-CG-OD1	-6.64	112.32	118.30
1	G	555	TYR	CB-CG-CD2	-6.64	117.01	121.00
1	J	555	TYR	CB-CG-CD2	-6.64	117.02	121.00
1	A	75	ASP	CB-CG-OD2	6.63	124.27	118.30
1	A	756	THR	N-CA-CB	-6.63	97.70	110.30
4	2	169	TYR	CB-CG-CD2	-6.63	117.02	121.00
4	5	196	ARG	NE-CZ-NH1	6.62	123.61	120.30

Continued on next page...

Continued from previous page...

Mol	Chain	Res	Type	Atoms	Z	Observed(°)	Ideal(°)
1	J	781	ASP	CB-CG-OD1	-6.62	112.34	118.30
1	A	781	ASP	CB-CG-OD1	-6.60	112.36	118.30
1	D	555	TYR	CB-CG-CD2	-6.60	117.04	121.00
1	A	219	GLU	N-CA-C	-6.60	93.19	111.00
4	4	169	TYR	CB-CG-CD2	-6.57	117.06	121.00
1	D	75	ASP	CB-CG-OD2	6.57	124.21	118.30
4	X	169	TYR	CB-CG-CD2	-6.57	117.06	121.00
1	A	332	MET	CG-SD-CE	-6.56	89.70	100.20
1	D	219	GLU	N-CA-C	-6.56	93.28	111.00
1	A	555	TYR	CB-CG-CD2	-6.56	117.06	121.00
4	7	169	TYR	CB-CG-CD2	-6.55	117.07	121.00
1	G	169	ASP	CB-CG-OD1	-6.55	112.40	118.30
1	D	332	MET	CG-SD-CE	-6.55	89.72	100.20
4	W	283	MET	CG-SD-CE	6.54	110.67	100.20
1	J	332	MET	CG-SD-CE	-6.54	89.73	100.20
4	4	283	MET	CG-SD-CE	6.54	110.67	100.20
4	6	283	MET	CG-SD-CE	6.54	110.67	100.20
4	Y	169	TYR	CB-CG-CD2	-6.54	117.08	121.00
4	5	283	MET	CG-SD-CE	6.54	110.66	100.20
4	W	196	ARG	NE-CZ-NH1	6.54	123.57	120.30
1	G	332	MET	CG-SD-CE	-6.54	89.74	100.20
4	X	283	MET	CG-SD-CE	6.53	110.65	100.20
4	3	169	TYR	CB-CG-CD2	-6.53	117.08	121.00
4	1	283	MET	CG-SD-CE	6.53	110.65	100.20
4	6	196	ARG	NE-CZ-NH1	6.53	123.56	120.30
4	8	169	TYR	CB-CG-CD2	-6.52	117.09	121.00
4	0	283	MET	CG-SD-CE	6.52	110.63	100.20
4	2	283	MET	CG-SD-CE	6.52	110.63	100.20
4	Z	169	TYR	CB-CG-CD2	-6.52	117.09	121.00
4	5	169	TYR	CB-CG-CD2	-6.52	117.09	121.00
4	8	283	MET	CG-SD-CE	6.52	110.63	100.20
1	J	141	LEU	CB-CA-C	-6.51	97.82	110.20
4	1	169	TYR	CB-CG-CD2	-6.51	117.09	121.00
4	3	283	MET	CG-SD-CE	6.51	110.62	100.20
4	7	283	MET	CG-SD-CE	6.51	110.62	100.20
4	Y	283	MET	CG-SD-CE	6.51	110.61	100.20
4	3	159	VAL	CB-CA-C	-6.51	99.04	111.40
4	8	196	ARG	NE-CZ-NH1	6.51	123.55	120.30
4	V	283	MET	CG-SD-CE	6.51	110.61	100.20
1	J	334	THR	CA-CB-CG2	-6.50	103.30	112.40
1	G	590	TYR	CB-CG-CD2	6.50	124.90	121.00
1	D	334	THR	CA-CB-CG2	-6.50	103.31	112.40

Continued on next page...

Continued from previous page...

Mol	Chain	Res	Type	Atoms	Z	Observed(°)	Ideal(°)
1	G	141	LEU	CB-CA-C	-6.50	97.86	110.20
4	V	196	ARG	NE-CZ-NH1	6.50	123.55	120.30
4	Z	159	VAL	CB-CA-C	-6.49	99.07	111.40
4	Z	283	MET	CG-SD-CE	6.49	110.59	100.20
1	A	169	ASP	CB-CG-OD1	-6.49	112.46	118.30
4	0	169	TYR	CB-CG-CD2	-6.49	117.11	121.00
2	E	141	PRO	N-CD-CG	-6.49	93.47	103.20
4	2	159	VAL	CB-CA-C	-6.49	99.08	111.40
4	V	159	VAL	CB-CA-C	-6.49	99.08	111.40
1	J	169	ASP	CB-CG-OD1	-6.48	112.47	118.30
4	5	159	VAL	CB-CA-C	-6.48	99.09	111.40
4	Y	196	ARG	NE-CZ-NH1	6.48	123.54	120.30
1	G	334	THR	CA-CB-CG2	-6.48	103.33	112.40
4	0	159	VAL	CB-CA-C	-6.48	99.09	111.40
4	1	159	VAL	CB-CA-C	-6.48	99.09	111.40
4	6	159	VAL	CB-CA-C	-6.47	99.10	111.40
4	8	159	VAL	CB-CA-C	-6.47	99.10	111.40
4	0	196	ARG	NE-CZ-NH1	6.47	123.54	120.30
4	7	196	ARG	NE-CZ-NH1	6.47	123.54	120.30
1	D	141	LEU	CB-CA-C	-6.47	97.91	110.20
2	H	141	PRO	N-CD-CG	-6.47	93.50	103.20
4	4	159	VAL	CB-CA-C	-6.47	99.11	111.40
4	X	159	VAL	CB-CA-C	-6.47	99.11	111.40
4	6	169	TYR	CB-CG-CD2	-6.46	117.12	121.00
4	W	159	VAL	CB-CA-C	-6.46	99.12	111.40
4	1	196	ARG	NE-CZ-NH1	6.46	123.53	120.30
4	Y	159	VAL	CB-CA-C	-6.46	99.13	111.40
1	D	169	ASP	CB-CG-OD1	-6.46	112.49	118.30
4	7	159	VAL	CB-CA-C	-6.46	99.13	111.40
4	W	169	TYR	CB-CG-CD2	-6.46	117.13	121.00
4	Z	196	ARG	NE-CZ-NH1	6.45	123.53	120.30
1	A	334	THR	CA-CB-CG2	-6.45	103.37	112.40
4	2	196	ARG	NE-CZ-NH1	6.44	123.52	120.30
1	A	141	LEU	CB-CA-C	-6.44	97.96	110.20
1	D	343	PHE	CB-CG-CD1	6.44	125.31	120.80
4	0	34	ILE	CA-CB-CG2	-6.44	98.03	110.90
1	G	589	ASP	CB-CG-OD1	-6.43	112.51	118.30
1	G	343	PHE	CB-CG-CD1	6.42	125.30	120.80
1	G	75	ASP	CB-CG-OD2	6.41	124.07	118.30
4	W	34	ILE	CA-CB-CG2	-6.41	98.07	110.90
1	J	589	ASP	CB-CG-OD1	-6.41	112.53	118.30
4	7	34	ILE	CA-CB-CG2	-6.41	98.08	110.90

Continued on next page...

Continued from previous page...

Mol	Chain	Res	Type	Atoms	Z	Observed(°)	Ideal(°)
4	6	34	ILE	CA-CB-CG2	-6.41	98.09	110.90
1	A	589	ASP	CB-CG-OD1	-6.41	112.54	118.30
4	4	34	ILE	CA-CB-CG2	-6.41	98.09	110.90
4	8	34	ILE	CA-CB-CG2	-6.41	98.09	110.90
4	X	34	ILE	CA-CB-CG2	-6.41	98.09	110.90
4	Z	34	ILE	CA-CB-CG2	-6.40	98.09	110.90
4	2	34	ILE	CA-CB-CG2	-6.40	98.10	110.90
4	3	34	ILE	CA-CB-CG2	-6.39	98.11	110.90
4	3	196	ARG	NE-CZ-NH1	6.39	123.50	120.30
4	1	34	ILE	CA-CB-CG2	-6.39	98.13	110.90
1	J	810	ARG	NE-CZ-NH1	6.38	123.49	120.30
4	4	196	ARG	NE-CZ-NH1	6.38	123.49	120.30
2	K	141	PRO	N-CD-CG	-6.37	93.64	103.20
4	5	34	ILE	CA-CB-CG2	-6.37	98.15	110.90
4	V	34	ILE	CA-CB-CG2	-6.37	98.15	110.90
1	D	129	TYR	CB-CG-CD2	-6.37	117.18	121.00
1	J	327	ASP	CB-CG-OD2	6.37	124.03	118.30
4	Y	34	ILE	CA-CB-CG2	-6.36	98.17	110.90
4	X	196	ARG	NE-CZ-NH1	6.36	123.48	120.30
2	B	141	PRO	N-CD-CG	-6.35	93.68	103.20
1	D	589	ASP	CB-CG-OD1	-6.35	112.59	118.30
1	G	578	HIS	N-CA-CB	6.33	122.00	110.60
1	J	129	TYR	CB-CG-CD2	-6.33	117.20	121.00
1	A	341	LEU	CB-CA-C	6.33	122.23	110.20
1	G	341	LEU	CB-CA-C	6.33	122.22	110.20
1	J	341	LEU	CB-CA-C	6.32	122.20	110.20
4	Z	217	CYS	CA-CB-SG	-6.31	102.64	114.00
1	J	779	ARG	NE-CZ-NH1	6.30	123.45	120.30
1	G	129	TYR	CB-CG-CD2	-6.30	117.22	121.00
4	3	217	CYS	CA-CB-SG	-6.30	102.67	114.00
4	7	217	CYS	CA-CB-SG	-6.30	102.67	114.00
1	A	578	HIS	N-CA-CB	6.29	121.93	110.60
4	5	217	CYS	CA-CB-SG	-6.29	102.67	114.00
4	2	217	CYS	CA-CB-SG	-6.29	102.67	114.00
4	4	217	CYS	CA-CB-SG	-6.29	102.68	114.00
4	0	217	CYS	CA-CB-SG	-6.28	102.69	114.00
4	Y	217	CYS	CA-CB-SG	-6.28	102.69	114.00
1	J	343	PHE	CB-CG-CD1	6.28	125.19	120.80
1	J	578	HIS	N-CA-CB	6.28	121.90	110.60
4	8	217	CYS	CA-CB-SG	-6.28	102.70	114.00
4	W	217	CYS	CA-CB-SG	-6.27	102.71	114.00
4	V	217	CYS	CA-CB-SG	-6.27	102.72	114.00

Continued on next page...

Continued from previous page...

Mol	Chain	Res	Type	Atoms	Z	Observed(°)	Ideal(°)
4	1	217	CYS	CA-CB-SG	-6.27	102.72	114.00
1	D	341	LEU	CB-CA-C	6.27	122.11	110.20
4	X	217	CYS	CA-CB-SG	-6.27	102.72	114.00
4	6	217	CYS	CA-CB-SG	-6.26	102.73	114.00
1	A	129	TYR	CB-CG-CD2	-6.25	117.25	121.00
1	D	578	HIS	N-CA-CB	6.24	121.83	110.60
1	J	760	PHE	CB-CG-CD2	-6.22	116.45	120.80
2	K	129	THR	CB-CA-C	-6.22	94.81	111.60
1	A	780	ASP	CB-CG-OD2	6.21	123.89	118.30
1	D	760	PHE	CB-CG-CD2	-6.21	116.45	120.80
1	A	463	ASP	CB-CG-OD2	-6.20	112.72	118.30
1	A	327	ASP	CB-CG-OD2	6.20	123.88	118.30
2	B	129	THR	CB-CA-C	-6.19	94.88	111.60
1	D	327	ASP	CB-CG-OD2	6.19	123.87	118.30
1	A	698	ASN	CB-CA-C	-6.19	98.02	110.40
2	H	129	THR	CB-CA-C	-6.19	94.89	111.60
1	J	214	MET	CG-SD-CE	6.18	110.10	100.20
2	E	129	THR	CB-CA-C	-6.17	94.94	111.60
1	D	214	MET	CG-SD-CE	6.17	110.07	100.20
2	K	141	PRO	N-CA-CB	-6.17	95.82	102.60
1	G	214	MET	CG-SD-CE	6.16	110.06	100.20
1	G	327	ASP	CB-CG-OD2	6.16	123.84	118.30
1	J	463	ASP	CB-CG-OD2	-6.16	112.76	118.30
2	H	141	PRO	N-CA-CB	-6.15	95.84	102.60
1	A	214	MET	CG-SD-CE	6.14	110.03	100.20
4	4	259	GLU	CA-CB-CG	6.14	126.92	113.40
1	D	590	TYR	CB-CG-CD2	6.14	124.69	121.00
3	F	58	MET	CG-SD-CE	6.14	110.02	100.20
4	X	259	GLU	CA-CB-CG	6.14	126.91	113.40
1	G	104	TYR	CB-CG-CD1	-6.13	117.32	121.00
4	1	259	GLU	CA-CB-CG	6.13	126.90	113.40
4	Y	259	GLU	CA-CB-CG	6.13	126.89	113.40
4	2	259	GLU	CA-CB-CG	6.13	126.89	113.40
4	3	259	GLU	CA-CB-CG	6.13	126.89	113.40
4	Z	259	GLU	CA-CB-CG	6.13	126.89	113.40
1	A	760	PHE	CB-CG-CD2	-6.13	116.51	120.80
1	D	698	ASN	CB-CA-C	-6.13	98.14	110.40
4	W	259	GLU	CA-CB-CG	6.13	126.88	113.40
4	V	259	GLU	CA-CB-CG	6.13	126.88	113.40
4	0	259	GLU	CA-CB-CG	6.12	126.87	113.40
2	E	129	THR	CA-CB-CG2	6.12	120.96	112.40
4	6	259	GLU	CA-CB-CG	6.12	126.86	113.40

Continued on next page...

Continued from previous page...

Mol	Chain	Res	Type	Atoms	Z	Observed(°)	Ideal(°)
1	A	590	TYR	CB-CG-CD2	6.12	124.67	121.00
1	D	104	TYR	CB-CG-CD1	-6.12	117.33	121.00
4	5	259	GLU	CA-CB-CG	6.12	126.85	113.40
2	E	141	PRO	N-CA-CB	-6.11	95.87	102.60
4	7	259	GLU	CA-CB-CG	6.11	126.85	113.40
4	8	259	GLU	CA-CB-CG	6.11	126.85	113.40
1	J	752	ASP	CB-CG-OD2	6.11	123.80	118.30
1	J	104	TYR	CB-CG-CD1	-6.11	117.33	121.00
1	J	698	ASN	CB-CA-C	-6.11	98.18	110.40
3	L	58	MET	CG-SD-CE	6.10	109.97	100.20
1	G	779	ARG	NE-CZ-NH1	6.10	123.35	120.30
4	5	335	ARG	NE-CZ-NH2	-6.10	117.25	120.30
1	G	810	ARG	NE-CZ-NH1	6.09	123.34	120.30
1	J	682	THR	CA-CB-CG2	-6.09	103.87	112.40
1	G	698	ASN	CB-CA-C	-6.09	98.23	110.40
1	G	346	ASP	CB-CG-OD1	6.08	123.78	118.30
4	W	349	LEU	CA-C-N	-6.08	103.82	117.20
1	G	463	ASP	CB-CG-OD2	-6.08	112.83	118.30
1	G	625	THR	CA-CB-OG1	6.07	121.75	109.00
1	D	346	ASP	CB-CG-OD1	6.07	123.76	118.30
2	H	129	THR	CA-CB-CG2	6.07	120.89	112.40
4	3	349	LEU	CA-C-N	-6.07	103.86	117.20
3	I	58	MET	CG-SD-CE	6.06	109.90	100.20
4	2	349	LEU	CA-C-N	-6.06	103.87	117.20
2	B	141	PRO	N-CA-CB	-6.06	95.94	102.60
1	G	682	THR	CA-CB-CG2	-6.06	103.92	112.40
1	J	625	THR	CA-CB-OG1	6.06	121.72	109.00
1	J	590	TYR	CB-CG-CD2	6.05	124.63	121.00
4	0	349	LEU	CA-C-N	-6.05	103.89	117.20
4	7	16	LEU	CA-CB-CG	6.05	129.21	115.30
1	D	810	ARG	NE-CZ-NH1	6.05	123.32	120.30
4	0	16	LEU	CA-CB-CG	6.05	129.21	115.30
4	4	349	LEU	CA-C-N	-6.05	103.89	117.20
4	4	16	LEU	CA-CB-CG	6.05	129.21	115.30
4	V	16	LEU	CA-CB-CG	6.05	129.21	115.30
3	C	58	MET	CG-SD-CE	6.04	109.87	100.20
4	2	16	LEU	CA-CB-CG	6.04	129.20	115.30
1	D	463	ASP	CB-CG-OD2	-6.04	112.86	118.30
1	J	450	ASP	CB-CG-OD1	-6.04	112.86	118.30
4	Y	349	LEU	CA-C-N	-6.04	103.90	117.20
2	K	129	THR	CA-CB-CG2	6.04	120.86	112.40
4	1	349	LEU	CA-C-N	-6.04	103.91	117.20

Continued on next page...

Continued from previous page...

Mol	Chain	Res	Type	Atoms	Z	Observed(°)	Ideal(°)
4	6	349	LEU	CA-C-N	-6.04	103.91	117.20
4	5	16	LEU	CA-CB-CG	6.04	129.19	115.30
4	8	16	LEU	CA-CB-CG	6.04	129.19	115.30
4	X	16	LEU	CA-CB-CG	6.04	129.19	115.30
4	Y	16	LEU	CA-CB-CG	6.04	129.18	115.30
4	3	16	LEU	CA-CB-CG	6.03	129.17	115.30
4	8	349	LEU	CA-C-N	-6.03	103.93	117.20
4	W	16	LEU	CA-CB-CG	6.03	129.17	115.30
1	J	192	VAL	CA-CB-CG1	-6.03	101.85	110.90
4	1	16	LEU	CA-CB-CG	6.03	129.17	115.30
1	G	760	PHE	CB-CG-CD2	-6.03	116.58	120.80
4	5	349	LEU	CA-C-N	-6.03	103.94	117.20
4	6	16	LEU	CA-CB-CG	6.03	129.16	115.30
4	Z	349	LEU	CA-C-N	-6.03	103.94	117.20
4	Z	16	LEU	CA-CB-CG	6.02	129.16	115.30
1	A	682	THR	CA-CB-CG2	-6.02	103.97	112.40
1	J	665	ARG	NE-CZ-NH2	-6.02	117.29	120.30
4	7	349	LEU	CA-C-N	-6.02	103.95	117.20
1	A	779	ARG	NE-CZ-NH1	6.02	123.31	120.30
2	B	129	THR	CA-CB-CG2	6.02	120.82	112.40
1	D	378	ASP	CB-CG-OD1	-6.01	112.89	118.30
4	6	335	ARG	NE-CZ-NH2	-6.01	117.29	120.30
4	X	349	LEU	CA-C-N	-6.01	103.97	117.20
1	A	625	THR	CA-CB-OG1	6.01	121.62	109.00
1	D	192	VAL	CA-CB-CG1	-6.01	101.89	110.90
1	D	447	GLN	N-CA-CB	6.01	121.42	110.60
1	D	682	THR	CA-CB-CG2	-6.01	103.99	112.40
4	V	349	LEU	CA-C-N	-6.01	103.98	117.20
1	A	810	ARG	NE-CZ-NH1	6.01	123.30	120.30
1	A	447	GLN	N-CA-CB	6.00	121.41	110.60
1	G	447	GLN	N-CA-CB	6.00	121.41	110.60
1	D	625	THR	CA-CB-OG1	6.00	121.59	109.00
1	G	192	VAL	CA-CB-CG1	-5.99	101.91	110.90
1	J	447	GLN	N-CA-CB	5.99	121.38	110.60
4	Z	116	ARG	NE-CZ-NH1	5.99	123.30	120.30
4	6	116	ARG	NE-CZ-NH1	5.99	123.29	120.30
4	1	79	TRP	CG-CD2-CE3	5.98	139.28	133.90
1	D	450	ASP	CB-CG-OD1	-5.98	112.92	118.30
1	D	780	ASP	CB-CG-OD2	5.97	123.67	118.30
1	G	780	ASP	CB-CG-OD2	5.96	123.67	118.30
1	D	754	ASP	CB-CG-OD2	-5.96	112.94	118.30
1	G	752	ASP	CB-CG-OD2	5.96	123.66	118.30

Continued on next page...

Continued from previous page...

Mol	Chain	Res	Type	Atoms	Z	Observed(°)	Ideal(°)
4	V	116	ARG	NE-CZ-NH1	5.96	123.28	120.30
4	X	79	TRP	CG-CD2-CE3	5.95	139.26	133.90
1	G	378	ASP	CB-CG-OD1	-5.95	112.94	118.30
4	Z	335	ARG	NE-CZ-NH2	-5.95	117.33	120.30
4	3	335	ARG	NE-CZ-NH2	-5.94	117.33	120.30
1	A	665	ARG	NE-CZ-NH2	-5.94	117.33	120.30
1	J	378	ASP	CB-CG-OD1	-5.94	112.95	118.30
1	G	754	ASP	CB-CG-OD2	-5.94	112.96	118.30
4	Y	335	ARG	NE-CZ-NH2	-5.93	117.33	120.30
1	A	192	VAL	CA-CB-CG1	-5.93	102.00	110.90
4	3	116	ARG	NE-CZ-NH1	5.93	123.27	120.30
4	4	335	ARG	NE-CZ-NH2	-5.93	117.33	120.30
1	D	556	ASP	CB-CG-OD1	-5.93	112.97	118.30
4	8	79	TRP	CG-CD2-CE3	5.92	139.23	133.90
1	A	815	CYS	CA-CB-SG	-5.92	103.34	114.00
1	A	104	TYR	CB-CG-CD1	-5.92	117.45	121.00
1	D	665	ARG	NE-CZ-NH2	-5.92	117.34	120.30
1	G	450	ASP	CB-CG-OD1	-5.91	112.98	118.30
1	J	780	ASP	CB-CG-OD2	5.91	123.62	118.30
4	V	335	ARG	NE-CZ-NH2	-5.91	117.35	120.30
4	W	335	ARG	NE-CZ-NH2	-5.91	117.34	120.30
1	D	339	ASP	CB-CG-OD2	5.90	123.61	118.30
1	G	665	ARG	NE-CZ-NH2	-5.90	117.35	120.30
4	5	254	ARG	NE-CZ-NH1	5.90	123.25	120.30
4	5	116	ARG	NE-CZ-NH1	5.90	123.25	120.30
1	D	471	ASP	CB-CG-OD1	-5.89	113.00	118.30
4	X	335	ARG	NE-CZ-NH2	-5.89	117.36	120.30
1	G	339	ASP	CB-CG-OD2	5.89	123.60	118.30
1	J	754	ASP	CB-CG-OD2	-5.88	113.00	118.30
4	1	200	PHE	CA-C-N	-5.88	104.25	117.20
4	5	200	PHE	CA-C-N	-5.88	104.26	117.20
1	D	779	ARG	NE-CZ-NH1	5.88	123.24	120.30
4	4	200	PHE	CA-C-N	-5.88	104.26	117.20
4	7	200	PHE	CA-C-N	-5.88	104.26	117.20
4	X	200	PHE	CA-C-N	-5.88	104.26	117.20
4	5	79	TRP	CG-CD2-CE3	5.88	139.19	133.90
4	W	116	ARG	NE-CZ-NH1	5.88	123.24	120.30
4	6	200	PHE	CA-C-N	-5.88	104.28	117.20
4	W	200	PHE	CA-C-N	-5.88	104.28	117.20
1	A	450	ASP	CB-CG-OD1	-5.87	113.02	118.30
1	A	752	ASP	CB-CG-OD2	5.87	123.58	118.30
4	Y	200	PHE	CA-C-N	-5.87	104.29	117.20

Continued on next page...

Continued from previous page...

Mol	Chain	Res	Type	Atoms	Z	Observed(°)	Ideal(°)
1	A	738	MET	CG-SD-CE	5.86	109.58	100.20
1	J	471	ASP	CB-CG-OD1	-5.86	113.02	118.30
4	8	116	ARG	NE-CZ-NH1	5.86	123.23	120.30
1	A	754	ASP	CB-CG-OD2	-5.86	113.03	118.30
1	G	738	MET	CG-SD-CE	5.86	109.58	100.20
4	0	79	TRP	CG-CD2-CE3	5.86	139.17	133.90
4	3	200	PHE	CA-C-N	-5.86	104.31	117.20
1	G	809	ARG	NE-CZ-NH2	-5.86	117.37	120.30
4	8	254	ARG	NE-CZ-NH1	5.86	123.23	120.30
4	2	335	ARG	NE-CZ-NH2	-5.86	117.37	120.30
1	D	738	MET	CG-SD-CE	5.86	109.57	100.20
1	J	738	MET	CG-SD-CE	5.86	109.57	100.20
4	2	200	PHE	CA-C-N	-5.85	104.32	117.20
1	A	378	ASP	CB-CG-OD1	-5.85	113.03	118.30
4	0	200	PHE	CA-C-N	-5.85	104.33	117.20
4	V	200	PHE	CA-C-N	-5.85	104.33	117.20
4	Z	200	PHE	CA-C-N	-5.85	104.33	117.20
1	J	346	ASP	CB-CG-OD1	5.85	123.56	118.30
4	2	116	ARG	NE-CZ-NH1	5.84	123.22	120.30
1	G	780	ASP	CB-CG-OD1	-5.84	113.04	118.30
1	D	752	ASP	CB-CG-OD2	5.84	123.56	118.30
1	J	556	ASP	CB-CG-OD1	-5.84	113.04	118.30
4	8	200	PHE	CA-C-N	-5.84	104.36	117.20
4	4	79	TRP	CG-CD2-CE3	5.83	139.15	133.90
4	V	254	ARG	NE-CZ-NH1	5.83	123.21	120.30
1	J	815	CYS	CA-CB-SG	-5.83	103.51	114.00
4	2	79	TRP	CG-CD2-CE3	5.82	139.14	133.90
4	Y	116	ARG	NE-CZ-NH1	5.82	123.21	120.30
4	Y	254	ARG	NE-CZ-NH1	5.82	123.21	120.30
4	8	95	ARG	CA-CB-CG	5.82	126.20	113.40
1	D	809	ARG	NE-CZ-NH2	-5.82	117.39	120.30
4	6	79	TRP	CG-CD2-CE3	5.82	139.13	133.90
4	Z	79	TRP	CG-CD2-CE3	5.82	139.13	133.90
4	1	335	ARG	NE-CZ-NH2	-5.82	117.39	120.30
1	G	471	ASP	CB-CG-OD1	-5.81	113.07	118.30
4	1	95	ARG	CA-CB-CG	5.81	126.19	113.40
1	A	780	ASP	CB-CG-OD1	-5.81	113.07	118.30
4	V	95	ARG	CA-CB-CG	5.81	126.18	113.40
4	Z	95	ARG	CA-CB-CG	5.81	126.17	113.40
4	3	79	TRP	CG-CD2-CE3	5.80	139.12	133.90
4	7	95	ARG	CA-CB-CG	5.80	126.16	113.40
4	X	95	ARG	CA-CB-CG	5.80	126.16	113.40

Continued on next page...

Continued from previous page...

Mol	Chain	Res	Type	Atoms	Z	Observed(°)	Ideal(°)
4	Y	79	TRP	CG-CD2-CE3	5.80	139.12	133.90
4	4	254	ARG	NE-CZ-NH1	5.80	123.20	120.30
1	D	815	CYS	CA-CB-SG	-5.79	103.57	114.00
4	1	254	ARG	NE-CZ-NH1	5.79	123.20	120.30
4	W	79	TRP	CG-CD2-CE3	5.79	139.11	133.90
4	8	335	ARG	NE-CZ-NH2	-5.79	117.41	120.30
1	A	346	ASP	CB-CG-OD1	5.79	123.51	118.30
4	7	79	TRP	CG-CD2-CE3	5.79	139.11	133.90
1	G	556	ASP	CB-CG-OD1	-5.78	113.09	118.30
4	4	95	ARG	CA-CB-CG	5.78	126.12	113.40
4	6	95	ARG	CA-CB-CG	5.78	126.12	113.40
4	Y	95	ARG	CA-CB-CG	5.78	126.12	113.40
1	A	4	ASP	CB-CG-OD2	5.78	123.50	118.30
1	J	339	ASP	CB-CG-OD2	5.78	123.50	118.30
1	J	809	ARG	NE-CZ-NH2	-5.78	117.41	120.30
4	0	95	ARG	CA-CB-CG	5.78	126.11	113.40
1	A	556	ASP	CB-CG-OD1	-5.77	113.10	118.30
1	A	471	ASP	CB-CG-OD1	-5.77	113.11	118.30
4	0	254	ARG	NE-CZ-NH1	5.77	123.19	120.30
4	0	335	ARG	NE-CZ-NH2	-5.77	117.42	120.30
4	2	95	ARG	CA-CB-CG	5.77	126.09	113.40
4	W	95	ARG	CA-CB-CG	5.77	126.09	113.40
4	7	335	ARG	NE-CZ-NH2	-5.76	117.42	120.30
4	V	79	TRP	CG-CD2-CE3	5.76	139.09	133.90
4	Z	254	ARG	NE-CZ-NH1	5.76	123.18	120.30
4	0	116	ARG	NE-CZ-NH1	5.76	123.18	120.30
4	5	95	ARG	CA-CB-CG	5.76	126.07	113.40
4	1	116	ARG	NE-CZ-NH1	5.76	123.18	120.30
4	3	95	ARG	CA-CB-CG	5.75	126.06	113.40
1	D	352	TYR	N-CA-CB	5.75	120.94	110.60
1	A	809	ARG	NE-CZ-NH2	-5.74	117.43	120.30
1	D	781	ASP	CB-CG-OD2	5.74	123.47	118.30
2	B	149	ASP	N-CA-CB	5.74	120.93	110.60
1	D	4	ASP	CB-CG-OD2	5.74	123.46	118.30
1	A	339	ASP	CB-CG-OD2	5.73	123.46	118.30
2	H	149	ASP	N-CA-CB	5.73	120.91	110.60
1	J	165	PHE	N-CA-CB	-5.73	100.29	110.60
4	W	254	ARG	NE-CZ-NH1	5.73	123.16	120.30
2	K	149	ASP	N-CA-CB	5.72	120.90	110.60
4	0	335	ARG	CA-CB-CG	5.72	125.99	113.40
4	X	254	ARG	NE-CZ-NH1	5.72	123.16	120.30
1	A	165	PHE	N-CA-CB	-5.72	100.31	110.60

Continued on next page...

Continued from previous page...

Mol	Chain	Res	Type	Atoms	Z	Observed(°)	Ideal(°)
4	6	254	ARG	NE-CZ-NH1	5.72	123.16	120.30
1	G	815	CYS	CA-CB-SG	-5.72	103.71	114.00
4	7	335	ARG	CA-CB-CG	5.72	125.98	113.40
4	V	335	ARG	CA-CB-CG	5.72	125.98	113.40
1	J	4	ASP	CB-CG-OD2	5.71	123.44	118.30
4	1	335	ARG	CA-CB-CG	5.71	125.96	113.40
4	2	335	ARG	CA-CB-CG	5.71	125.96	113.40
1	G	4	ASP	CB-CG-OD2	5.71	123.44	118.30
4	5	335	ARG	CA-CB-CG	5.71	125.95	113.40
4	7	254	ARG	NE-CZ-NH1	5.71	123.15	120.30
4	3	335	ARG	CA-CB-CG	5.71	125.95	113.40
4	4	335	ARG	CA-CB-CG	5.70	125.94	113.40
4	X	335	ARG	CA-CB-CG	5.70	125.94	113.40
1	G	165	PHE	N-CA-CB	-5.70	100.35	110.60
4	6	335	ARG	CA-CB-CG	5.70	125.93	113.40
4	8	335	ARG	CA-CB-CG	5.70	125.93	113.40
4	W	335	ARG	CA-CB-CG	5.69	125.92	113.40
4	4	116	ARG	NE-CZ-NH1	5.68	123.14	120.30
4	Z	335	ARG	CA-CB-CG	5.68	125.90	113.40
4	Y	335	ARG	CA-CB-CG	5.68	125.89	113.40
4	2	254	ARG	NE-CZ-NH1	5.67	123.14	120.30
1	D	780	ASP	CB-CG-OD1	-5.67	113.20	118.30
1	G	352	TYR	N-CA-CB	5.66	120.79	110.60
1	D	165	PHE	N-CA-CB	-5.66	100.42	110.60
2	E	149	ASP	N-CA-CB	5.65	120.77	110.60
1	G	693	HIS	CA-CB-CG	-5.63	104.02	113.60
4	7	116	ARG	NE-CZ-NH1	5.63	123.11	120.30
4	Z	294	TYR	CB-CG-CD2	-5.63	117.62	121.00
4	X	294	TYR	CB-CG-CD2	-5.62	117.63	121.00
4	X	116	ARG	NE-CZ-NH1	5.62	123.11	120.30
1	J	693	HIS	CA-CB-CG	-5.62	104.05	113.60
4	3	113	LYS	CA-CB-CG	5.62	125.76	113.40
1	G	785	GLU	O-C-N	5.62	131.69	122.70
1	J	780	ASP	CB-CG-OD1	-5.61	113.25	118.30
1	A	781	ASP	CB-CG-OD2	5.61	123.35	118.30
1	J	352	TYR	N-CA-CB	5.61	120.69	110.60
4	0	113	LYS	CA-CB-CG	5.61	125.74	113.40
4	3	356	TRP	CG-CD2-CE3	5.61	138.95	133.90
4	8	356	TRP	CG-CD2-CE3	5.61	138.94	133.90
1	A	352	TYR	N-CA-CB	5.60	120.68	110.60
1	D	693	HIS	CA-CB-CG	-5.60	104.08	113.60
4	5	113	LYS	CA-CB-CG	5.59	125.71	113.40

Continued on next page...

Continued from previous page...

Mol	Chain	Res	Type	Atoms	Z	Observed(°)	Ideal(°)
4	2	113	LYS	CA-CB-CG	5.59	125.70	113.40
4	5	356	TRP	CG-CD2-CE3	5.59	138.93	133.90
4	5	294	TYR	CB-CG-CD2	-5.59	117.65	121.00
4	V	113	LYS	CA-CB-CG	5.59	125.69	113.40
4	2	356	TRP	CG-CD2-CE3	5.59	138.93	133.90
4	8	113	LYS	CA-CB-CG	5.58	125.69	113.40
4	X	113	LYS	CA-CB-CG	5.58	125.68	113.40
4	1	113	LYS	CA-CB-CG	5.58	125.68	113.40
4	6	294	TYR	CB-CG-CD2	-5.58	117.65	121.00
1	G	320	ILE	CB-CA-C	-5.57	100.45	111.60
4	Y	294	TYR	CB-CG-CD2	-5.57	117.66	121.00
4	Z	113	LYS	CA-CB-CG	5.57	125.66	113.40
4	Y	356	TRP	CG-CD2-CE3	5.57	138.91	133.90
4	1	279	TYR	CB-CG-CD2	-5.57	117.66	121.00
4	W	356	TRP	CG-CD2-CE3	5.57	138.91	133.90
4	7	294	TYR	CB-CG-CD2	-5.57	117.66	121.00
4	8	279	TYR	CB-CG-CD2	-5.57	117.66	121.00
4	W	113	LYS	CA-CB-CG	5.57	125.65	113.40
1	J	33	ASP	CB-CG-OD2	5.57	123.31	118.30
1	G	781	ASP	CB-CG-OD2	5.56	123.31	118.30
4	0	11	ASP	CB-CG-OD1	5.56	123.31	118.30
4	4	294	TYR	CB-CG-CD2	-5.56	117.66	121.00
4	6	113	LYS	CA-CB-CG	5.56	125.63	113.40
4	7	113	LYS	CA-CB-CG	5.56	125.63	113.40
4	Y	113	LYS	CA-CB-CG	5.56	125.63	113.40
4	W	294	TYR	CB-CG-CD2	-5.55	117.67	121.00
1	J	686	MET	N-CA-CB	-5.55	100.61	110.60
1	J	384	ASP	CB-CG-OD1	-5.55	113.30	118.30
4	0	254	ARG	N-CA-CB	-5.55	100.61	110.60
4	6	356	TRP	CG-CD2-CE3	5.55	138.89	133.90
4	4	113	LYS	CA-CB-CG	5.55	125.61	113.40
4	7	254	ARG	N-CA-CB	-5.55	100.61	110.60
1	J	781	ASP	CB-CG-OD2	5.55	123.29	118.30
4	3	254	ARG	N-CA-CB	-5.55	100.62	110.60
1	D	384	ASP	CB-CG-OD1	-5.54	113.31	118.30
1	G	686	MET	N-CA-CB	-5.54	100.62	110.60
4	0	356	TRP	CG-CD2-CE3	5.54	138.89	133.90
4	Y	279	TYR	CB-CG-CD2	-5.54	117.67	121.00
4	Z	254	ARG	N-CA-CB	-5.54	100.62	110.60
1	D	686	MET	N-CA-CB	-5.54	100.63	110.60
1	A	693	HIS	CA-CB-CG	-5.54	104.19	113.60
4	3	279	TYR	CB-CG-CD2	-5.54	117.68	121.00

Continued on next page...

Continued from previous page...

Mol	Chain	Res	Type	Atoms	Z	Observed(°)	Ideal(°)
4	0	294	TYR	CB-CG-CD2	-5.54	117.68	121.00
1	D	752	ASP	CB-CA-C	5.54	121.47	110.40
4	V	294	TYR	CB-CG-CD2	-5.54	117.68	121.00
4	W	254	ARG	N-CA-CB	-5.54	100.64	110.60
4	7	279	TYR	CB-CG-CD2	-5.53	117.68	121.00
4	6	254	ARG	N-CA-CB	-5.53	100.65	110.60
1	D	306	THR	CA-CB-CG2	-5.53	104.66	112.40
4	4	254	ARG	N-CA-CB	-5.53	100.65	110.60
1	G	306	THR	CA-CB-CG2	-5.53	104.67	112.40
4	3	294	TYR	CB-CG-CD2	-5.53	117.69	121.00
4	5	254	ARG	N-CA-CB	-5.53	100.66	110.60
4	8	254	ARG	N-CA-CB	-5.52	100.66	110.60
4	8	11	ASP	CB-CG-OD1	5.52	123.27	118.30
4	4	279	TYR	CB-CG-CD2	-5.52	117.69	121.00
4	1	294	TYR	CB-CG-CD2	-5.52	117.69	121.00
4	X	254	ARG	N-CA-CB	-5.52	100.66	110.60
4	1	254	ARG	N-CA-CB	-5.52	100.67	110.60
4	Y	254	ARG	N-CA-CB	-5.52	100.67	110.60
4	2	254	ARG	N-CA-CB	-5.51	100.67	110.60
4	V	254	ARG	N-CA-CB	-5.51	100.67	110.60
1	J	343	PHE	CB-CG-CD2	-5.51	116.94	120.80
1	J	752	ASP	CB-CA-C	5.51	121.42	110.40
1	A	752	ASP	CB-CA-C	5.51	121.41	110.40
4	7	356	TRP	CG-CD2-CE3	5.51	138.86	133.90
1	A	686	MET	N-CA-CB	-5.50	100.69	110.60
4	4	11	ASP	CB-CG-OD1	5.50	123.25	118.30
1	G	752	ASP	CB-CA-C	5.50	121.40	110.40
4	2	294	TYR	CB-CG-CD2	-5.50	117.70	121.00
4	V	11	ASP	CB-CG-OD1	5.49	123.24	118.30
4	4	356	TRP	CG-CD2-CE3	5.49	138.84	133.90
4	6	147	ARG	NE-CZ-NH2	-5.49	117.56	120.30
4	6	279	TYR	CB-CG-CD2	-5.49	117.71	121.00
4	Z	279	TYR	CB-CG-CD2	-5.49	117.71	121.00
4	3	254	ARG	NE-CZ-NH1	5.49	123.04	120.30
1	J	320	ILE	CB-CA-C	-5.48	100.63	111.60
1	D	723	ARG	NE-CZ-NH1	5.48	123.04	120.30
4	0	279	TYR	CB-CG-CD2	-5.48	117.71	121.00
4	1	356	TRP	CG-CD2-CE3	5.48	138.83	133.90
4	2	79	TRP	CB-CG-CD1	-5.48	119.88	127.00
4	3	11	ASP	CB-CG-OD1	5.48	123.23	118.30
4	8	294	TYR	CB-CG-CD2	-5.48	117.71	121.00
4	Z	11	ASP	CB-CG-OD1	5.48	123.23	118.30

Continued on next page...

Continued from previous page...

Mol	Chain	Res	Type	Atoms	Z	Observed(°)	Ideal(°)
1	D	33	ASP	CB-CG-OD2	5.48	123.23	118.30
1	A	33	ASP	CB-CG-OD2	5.47	123.22	118.30
4	X	279	TYR	CB-CG-CD2	-5.47	117.72	121.00
1	A	241	ASP	CB-CG-OD2	5.47	123.22	118.30
4	5	11	ASP	CB-CG-OD1	5.47	123.22	118.30
4	Y	11	ASP	CB-CG-OD1	5.47	123.22	118.30
4	W	11	ASP	CB-CG-OD1	5.47	123.22	118.30
4	X	356	TRP	CG-CD2-CE3	5.47	138.82	133.90
4	Z	356	TRP	CG-CD2-CE3	5.47	138.82	133.90
1	D	320	ILE	CB-CA-C	-5.46	100.68	111.60
4	V	279	TYR	CB-CG-CD2	-5.46	117.72	121.00
4	2	279	TYR	CB-CG-CD2	-5.46	117.73	121.00
4	W	356	TRP	CB-CG-CD1	-5.46	119.91	127.00
1	A	306	THR	CA-CB-CG2	-5.45	104.77	112.40
4	V	356	TRP	CG-CD2-CE3	5.45	138.81	133.90
1	A	320	ILE	CB-CA-C	-5.45	100.70	111.60
4	7	79	TRP	CB-CG-CD1	-5.45	119.92	127.00
1	J	547	ASP	CB-CG-OD2	5.45	123.20	118.30
4	2	147	ARG	NE-CZ-NH2	-5.44	117.58	120.30
1	D	326	ASP	CB-CG-OD2	5.44	123.20	118.30
4	2	11	ASP	CB-CG-OD1	5.44	123.20	118.30
4	4	356	TRP	CB-CG-CD1	-5.44	119.93	127.00
4	5	279	TYR	CB-CG-CD2	-5.44	117.74	121.00
4	W	279	TYR	CB-CG-CD2	-5.44	117.74	121.00
1	J	326	ASP	CB-CG-OD2	5.43	123.19	118.30
4	X	335	ARG	NE-CZ-NH1	5.43	123.02	120.30
1	D	547	ASP	CB-CG-OD2	5.43	123.19	118.30
1	J	306	THR	CA-CB-CG2	-5.43	104.80	112.40
4	4	356	TRP	CG-CD1-NE1	-5.43	104.67	110.10
1	A	343	PHE	CB-CG-CD2	-5.43	117.00	120.80
4	1	79	TRP	CB-CG-CD1	-5.43	119.94	127.00
4	3	79	TRP	CB-CG-CD1	-5.43	119.94	127.00
1	J	218	LEU	O-C-N	5.43	131.38	122.70
4	6	356	TRP	CB-CG-CD1	-5.43	119.95	127.00
4	W	356	TRP	CG-CD1-NE1	-5.43	104.67	110.10
4	W	147	ARG	NE-CZ-NH2	-5.42	117.59	120.30
4	7	11	ASP	CB-CG-OD1	5.42	123.18	118.30
4	1	11	ASP	CB-CG-OD1	5.42	123.18	118.30
4	3	356	TRP	CB-CG-CD1	-5.42	119.95	127.00
1	A	723	ARG	NE-CZ-NH1	5.42	123.01	120.30
4	2	356	TRP	CB-CG-CD1	-5.42	119.96	127.00
4	7	356	TRP	CB-CG-CD1	-5.42	119.96	127.00

Continued on next page...

Continued from previous page...

Mol	Chain	Res	Type	Atoms	Z	Observed(°)	Ideal(°)
4	2	356	TRP	CG-CD1-NE1	-5.42	104.69	110.10
4	Z	356	TRP	CB-CG-CD1	-5.42	119.96	127.00
4	8	356	TRP	CG-CD1-NE1	-5.41	104.69	110.10
4	Z	79	TRP	CB-CG-CD1	-5.41	119.96	127.00
4	4	79	TRP	CB-CG-CD1	-5.41	119.97	127.00
4	5	79	TRP	CB-CG-CD1	-5.41	119.97	127.00
4	6	356	TRP	CG-CD1-NE1	-5.41	104.69	110.10
4	V	79	TRP	CB-CG-CD1	-5.41	119.97	127.00
4	Y	356	TRP	CG-CD1-NE1	-5.41	104.69	110.10
4	W	79	TRP	CB-CG-CD1	-5.41	119.97	127.00
4	Y	356	TRP	CB-CG-CD1	-5.41	119.97	127.00
1	A	326	ASP	CB-CG-OD2	5.40	123.16	118.30
4	6	11	ASP	CB-CG-OD1	5.40	123.16	118.30
4	V	356	TRP	CB-CG-CD1	-5.40	119.98	127.00
4	X	11	ASP	CB-CG-OD1	5.40	123.16	118.30
4	X	79	TRP	CB-CG-CD1	-5.40	119.98	127.00
4	1	356	TRP	CB-CG-CD1	-5.40	119.98	127.00
4	Y	79	TRP	CB-CG-CD1	-5.40	119.98	127.00
1	A	601	ASP	CB-CG-OD2	5.39	123.16	118.30
4	6	79	TRP	CB-CG-CD1	-5.39	119.99	127.00
4	6	335	ARG	NE-CZ-NH1	5.39	123.00	120.30
4	X	356	TRP	CB-CG-CD1	-5.39	120.00	127.00
1	G	33	ASP	CB-CG-OD2	5.39	123.15	118.30
4	0	79	TRP	CB-CG-CD1	-5.39	120.00	127.00
4	5	335	ARG	NE-CZ-NH1	5.39	122.99	120.30
1	A	384	ASP	CB-CG-OD1	-5.38	113.45	118.30
4	0	356	TRP	CB-CG-CD1	-5.38	120.00	127.00
4	5	356	TRP	CB-CG-CD1	-5.38	120.00	127.00
4	8	356	TRP	CB-CG-CD1	-5.38	120.00	127.00
1	A	686	MET	CG-SD-CE	-5.38	91.60	100.20
4	1	356	TRP	CG-CD1-NE1	-5.38	104.72	110.10
4	5	356	TRP	CG-CD1-NE1	-5.38	104.72	110.10
4	5	251	GLY	CA-C-N	-5.38	105.38	117.20
1	J	241	ASP	CB-CG-OD2	5.37	123.14	118.30
4	V	251	GLY	CA-C-N	-5.37	105.38	117.20
4	Z	356	TRP	CG-CD1-NE1	-5.37	104.73	110.10
4	X	251	GLY	CA-C-N	-5.37	105.40	117.20
1	G	686	MET	CG-SD-CE	-5.36	91.62	100.20
1	G	218	LEU	O-C-N	5.36	131.28	122.70
4	Z	147	ARG	NE-CZ-NH2	-5.36	117.62	120.30
1	J	686	MET	CG-SD-CE	-5.36	91.63	100.20
4	8	79	TRP	CB-CG-CD1	-5.36	120.04	127.00

Continued on next page...

Continued from previous page...

Mol	Chain	Res	Type	Atoms	Z	Observed(°)	Ideal(°)
4	0	356	TRP	CG-CD1-NE1	-5.35	104.75	110.10
4	7	356	TRP	CG-CD1-NE1	-5.35	104.75	110.10
4	V	147	ARG	NE-CZ-NH2	-5.35	117.62	120.30
4	4	251	GLY	CA-C-N	-5.35	105.43	117.20
1	G	326	ASP	CB-CG-OD2	5.35	123.11	118.30
2	K	136	MET	CG-SD-CE	5.35	108.76	100.20
4	0	251	GLY	CA-C-N	-5.35	105.43	117.20
4	2	251	GLY	CA-C-N	-5.35	105.43	117.20
4	X	356	TRP	CG-CD1-NE1	-5.35	104.75	110.10
4	3	251	GLY	CA-C-N	-5.35	105.44	117.20
4	7	251	GLY	CA-C-N	-5.35	105.44	117.20
1	G	800	ARG	NH1-CZ-NH2	5.34	125.28	119.40
2	B	136	MET	CG-SD-CE	5.34	108.75	100.20
1	D	601	ASP	CB-CG-OD2	5.34	123.11	118.30
4	5	147	ARG	NE-CZ-NH2	-5.34	117.63	120.30
4	W	251	GLY	CA-C-N	-5.34	105.46	117.20
4	4	335	ARG	NE-CZ-NH1	5.34	122.97	120.30
4	7	147	ARG	NE-CZ-NH2	-5.34	117.63	120.30
4	8	251	GLY	CA-C-N	-5.34	105.46	117.20
1	D	241	ASP	CB-CG-OD2	5.33	123.10	118.30
1	D	800	ARG	NH1-CZ-NH2	5.33	125.27	119.40
4	6	251	GLY	CA-C-N	-5.33	105.47	117.20
4	1	251	GLY	CA-C-N	-5.33	105.47	117.20
1	J	601	ASP	CB-CG-OD2	5.33	123.09	118.30
1	J	723	ARG	NE-CZ-NH1	5.33	122.96	120.30
4	W	176	MET	CG-SD-CE	5.33	108.72	100.20
4	Z	251	GLY	CA-C-N	-5.33	105.48	117.20
1	G	241	ASP	CB-CG-OD2	5.32	123.09	118.30
4	Y	251	GLY	CA-C-N	-5.32	105.49	117.20
1	A	125	THR	CA-CB-CG2	-5.32	104.95	112.40
1	G	125	THR	CA-CB-CG2	-5.32	104.95	112.40
1	G	601	ASP	CB-CG-OD2	5.32	123.09	118.30
4	6	176	MET	CG-SD-CE	5.32	108.71	100.20
4	6	337	TYR	CB-CG-CD1	-5.32	117.81	121.00
4	Y	147	ARG	NE-CZ-NH2	-5.32	117.64	120.30
4	V	356	TRP	CG-CD1-NE1	-5.31	104.79	110.10
4	Z	176	MET	CG-SD-CE	5.31	108.70	100.20
4	4	176	MET	CG-SD-CE	5.31	108.70	100.20
1	D	343	PHE	CB-CG-CD2	-5.31	117.08	120.80
4	V	176	MET	CG-SD-CE	5.31	108.69	100.20
4	X	176	MET	CG-SD-CE	5.31	108.69	100.20
1	D	354	LEU	CB-CG-CD2	-5.30	101.98	111.00

Continued on next page...

Continued from previous page...

Mol	Chain	Res	Type	Atoms	Z	Observed(°)	Ideal(°)
1	G	660	LEU	CB-CG-CD2	5.30	120.02	111.00
4	3	356	TRP	CG-CD1-NE1	-5.30	104.80	110.10
4	3	147	ARG	NE-CZ-NH2	-5.30	117.65	120.30
1	A	660	LEU	CB-CG-CD2	5.30	120.01	111.00
1	G	723	ARG	NE-CZ-NH1	5.30	122.95	120.30
4	2	176	MET	CG-SD-CE	5.30	108.67	100.20
4	7	176	MET	CG-SD-CE	5.30	108.67	100.20
1	D	760	PHE	CB-CG-CD1	5.29	124.50	120.80
4	3	176	MET	CG-SD-CE	5.29	108.67	100.20
4	4	147	ARG	NE-CZ-NH2	-5.29	117.65	120.30
1	G	384	ASP	CB-CG-OD1	-5.29	113.54	118.30
4	Y	176	MET	CG-SD-CE	5.29	108.66	100.20
4	1	176	MET	CG-SD-CE	5.29	108.66	100.20
2	E	136	MET	CG-SD-CE	5.29	108.66	100.20
1	J	170	ARG	NE-CZ-NH1	5.29	122.94	120.30
4	0	176	MET	CG-SD-CE	5.28	108.65	100.20
4	X	147	ARG	NE-CZ-NH2	-5.28	117.66	120.30
1	D	125	THR	CA-CB-CG2	-5.28	105.01	112.40
1	D	660	LEU	CB-CG-CD2	5.28	119.97	111.00
2	H	136	MET	CG-SD-CE	5.28	108.65	100.20
1	J	125	THR	CA-CB-CG2	-5.28	105.01	112.40
1	A	354	LEU	CB-CG-CD2	-5.28	102.03	111.00
1	J	800	ARG	NH1-CZ-NH2	5.28	125.20	119.40
4	0	147	ARG	NE-CZ-NH2	-5.27	117.66	120.30
1	D	686	MET	CG-SD-CE	-5.27	91.76	100.20
4	Z	62	ARG	NE-CZ-NH1	5.27	122.94	120.30
4	1	335	ARG	NE-CZ-NH1	5.27	122.94	120.30
1	A	800	ARG	NH1-CZ-NH2	5.26	125.19	119.40
4	8	62	ARG	NE-CZ-NH1	5.26	122.93	120.30
4	8	176	MET	CG-SD-CE	5.26	108.62	100.20
1	G	354	LEU	CB-CG-CD2	-5.26	102.06	111.00
4	5	176	MET	CG-SD-CE	5.25	108.60	100.20
1	J	660	LEU	CB-CG-CD2	5.25	119.93	111.00
4	Z	335	ARG	NE-CZ-NH1	5.24	122.92	120.30
1	A	346	ASP	N-CA-CB	-5.24	101.17	110.60
1	G	547	ASP	CB-CG-OD2	5.23	123.00	118.30
1	G	555	TYR	CB-CG-CD1	5.22	124.14	121.00
4	V	62	ARG	NE-CZ-NH1	5.22	122.91	120.30
1	A	218	LEU	O-C-N	5.22	131.06	122.70
1	D	218	LEU	O-C-N	5.22	131.05	122.70
4	1	62	ARG	NE-CZ-NH1	5.22	122.91	120.30
4	8	147	ARG	NE-CZ-NH2	-5.22	117.69	120.30

Continued on next page...

Continued from previous page...

Mol	Chain	Res	Type	Atoms	Z	Observed(°)	Ideal(°)
4	W	335	ARG	NE-CZ-NH1	5.22	122.91	120.30
1	A	760	PHE	CB-CG-CD1	5.21	124.45	120.80
1	J	346	ASP	N-CA-CB	-5.21	101.22	110.60
1	D	346	ASP	N-CA-CB	-5.21	101.22	110.60
1	J	354	LEU	CB-CG-CD2	-5.21	102.14	111.00
4	3	337	TYR	CB-CG-CD1	-5.21	117.87	121.00
1	A	547	ASP	CB-CG-OD2	5.21	122.99	118.30
1	G	343	PHE	CB-CG-CD2	-5.20	117.16	120.80
1	J	760	PHE	CB-CG-CD1	5.20	124.44	120.80
4	3	62	ARG	NE-CZ-NH1	5.20	122.90	120.30
1	D	4	ASP	CB-CG-OD1	-5.20	113.62	118.30
1	J	4	ASP	CB-CG-OD1	-5.19	113.63	118.30
1	A	90	ASP	CB-CG-OD1	-5.19	113.63	118.30
4	8	335	ARG	NE-CZ-NH1	5.19	122.90	120.30
1	G	4	ASP	CB-CG-OD1	-5.19	113.63	118.30
4	0	337	TYR	CB-CG-CD1	-5.19	117.89	121.00
4	0	62	ARG	NE-CZ-NH1	5.18	122.89	120.30
4	V	290	ARG	CA-C-N	5.17	128.59	117.20
4	1	147	ARG	NE-CZ-NH2	-5.17	117.72	120.30
4	V	335	ARG	NE-CZ-NH1	5.17	122.89	120.30
4	X	337	TYR	CB-CG-CD1	-5.17	117.90	121.00
4	4	290	ARG	CA-C-N	5.17	128.56	117.20
4	5	290	ARG	CA-C-N	5.17	128.56	117.20
4	6	290	ARG	CA-C-N	5.16	128.56	117.20
4	X	290	ARG	CA-C-N	5.16	128.56	117.20
4	Y	290	ARG	CA-C-N	5.16	128.56	117.20
4	2	62	ARG	NE-CZ-NH1	5.16	122.88	120.30
4	7	335	ARG	NE-CZ-NH1	5.16	122.88	120.30
4	0	290	ARG	CA-C-N	5.16	128.55	117.20
4	8	290	ARG	CA-C-N	5.16	128.55	117.20
4	3	290	ARG	CA-C-N	5.16	128.54	117.20
4	2	290	ARG	CA-C-N	5.16	128.54	117.20
4	3	335	ARG	NE-CZ-NH1	5.16	122.88	120.30
4	1	290	ARG	CA-C-N	5.15	128.54	117.20
4	V	53	TYR	CB-CG-CD1	-5.15	117.91	121.00
4	Z	290	ARG	CA-C-N	5.15	128.54	117.20
1	A	4	ASP	CB-CG-OD1	-5.15	113.67	118.30
4	2	337	TYR	CB-CG-CD1	-5.15	117.91	121.00
4	6	53	TYR	CB-CG-CD1	-5.15	117.91	121.00
4	7	290	ARG	CA-C-N	5.15	128.53	117.20
4	W	290	ARG	CA-C-N	5.15	128.52	117.20
4	6	62	ARG	NE-CZ-NH1	5.14	122.87	120.30

Continued on next page...

Continued from previous page...

Mol	Chain	Res	Type	Atoms	Z	Observed(°)	Ideal(°)
4	Y	335	ARG	NE-CZ-NH1	5.14	122.87	120.30
4	W	91	TYR	CB-CG-CD2	-5.14	117.92	121.00
4	Z	53	TYR	CB-CG-CD1	-5.14	117.92	121.00
4	0	335	ARG	NE-CZ-NH1	5.14	122.87	120.30
4	W	337	TYR	CB-CG-CD1	-5.13	117.92	121.00
4	Y	62	ARG	NE-CZ-NH1	5.13	122.87	120.30
1	G	346	ASP	N-CA-CB	-5.13	101.36	110.60
4	1	91	TYR	CB-CG-CD2	-5.13	117.92	121.00
4	7	62	ARG	NE-CZ-NH1	5.13	122.86	120.30
4	8	91	TYR	CB-CG-CD2	-5.12	117.92	121.00
4	Y	86	TRP	CG-CD1-NE1	-5.12	104.97	110.10
1	A	160	ASP	CB-CG-OD2	-5.12	113.69	118.30
1	D	576	GLU	CA-CB-CG	-5.12	102.13	113.40
1	J	576	GLU	CA-CB-CG	-5.12	102.13	113.40
4	2	335	ARG	NE-CZ-NH1	5.12	122.86	120.30
1	A	576	GLU	CA-CB-CG	-5.12	102.14	113.40
4	Z	62	ARG	CA-CB-CG	5.12	124.66	113.40
1	G	760	PHE	CB-CG-CD1	5.11	124.38	120.80
1	G	160	ASP	CB-CG-OD2	-5.11	113.70	118.30
1	G	576	GLU	CA-CB-CG	-5.11	102.16	113.40
4	0	53	TYR	CB-CG-CD1	-5.11	117.93	121.00
4	5	337	TYR	CB-CG-CD1	-5.11	117.93	121.00
4	7	86	TRP	CG-CD1-NE1	-5.11	104.99	110.10
4	Y	337	TYR	CB-CG-CD1	-5.11	117.93	121.00
1	J	628	GLY	O-C-N	-5.11	114.53	122.70
1	D	628	GLY	O-C-N	-5.11	114.53	122.70
1	J	301	ASP	CB-CG-OD2	5.11	122.90	118.30
4	5	62	ARG	CA-CB-CG	5.11	124.64	113.40
4	8	62	ARG	CA-CB-CG	5.11	124.63	113.40
4	Z	86	TRP	CG-CD1-NE1	-5.10	105.00	110.10
4	7	53	TYR	CB-CG-CD1	-5.10	117.94	121.00
4	1	53	TYR	CB-CG-CD1	-5.10	117.94	121.00
4	8	337	TYR	CB-CG-CD1	-5.10	117.94	121.00
1	G	90	ASP	CB-CG-OD1	-5.10	113.71	118.30
4	6	62	ARG	CA-CB-CG	5.10	124.62	113.40
4	W	62	ARG	CA-CB-CG	5.10	124.61	113.40
4	7	337	TYR	CB-CG-CD1	-5.10	117.94	121.00
4	5	86	TRP	CG-CD1-NE1	-5.09	105.00	110.10
1	A	218	LEU	CA-CB-CG	5.09	127.01	115.30
4	W	62	ARG	NE-CZ-NH1	5.09	122.85	120.30
4	4	62	ARG	CA-CB-CG	5.09	124.59	113.40
4	8	53	TYR	CB-CG-CD1	-5.09	117.95	121.00

Continued on next page...

Continued from previous page...

Mol	Chain	Res	Type	Atoms	Z	Observed(°)	Ideal(°)
4	Z	337	TYR	CB-CG-CD1	-5.09	117.95	121.00
4	1	62	ARG	CA-CB-CG	5.09	124.59	113.40
4	2	62	ARG	CA-CB-CG	5.09	124.59	113.40
4	Y	62	ARG	CA-CB-CG	5.08	124.59	113.40
1	D	82	PRO	N-CA-CB	5.08	109.40	103.30
1	D	218	LEU	CA-CB-CG	5.08	126.99	115.30
4	7	62	ARG	CA-CB-CG	5.08	124.58	113.40
1	D	621	LEU	CA-CB-CG	-5.08	103.61	115.30
1	J	555	TYR	CB-CG-CD1	5.08	124.05	121.00
4	4	337	TYR	CB-CG-CD1	-5.08	117.95	121.00
4	X	62	ARG	CA-CB-CG	5.08	124.58	113.40
4	X	91	TYR	CB-CG-CD2	-5.08	117.95	121.00
4	4	191	LYS	CA-C-N	5.08	128.38	117.20
4	V	62	ARG	CA-CB-CG	5.08	124.58	113.40
4	V	91	TYR	CB-CG-CD2	-5.08	117.95	121.00
4	0	91	TYR	CB-CG-CD2	-5.08	117.95	121.00
4	3	53	TYR	CB-CG-CD1	-5.08	117.95	121.00
4	5	191	LYS	CA-C-N	5.08	128.37	117.20
4	Y	191	LYS	CA-C-N	5.08	128.37	117.20
1	G	621	LEU	CA-CB-CG	-5.08	103.62	115.30
4	0	62	ARG	CA-CB-CG	5.08	124.57	113.40
4	3	62	ARG	CA-CB-CG	5.07	124.56	113.40
1	G	170	ARG	NE-CZ-NH1	5.07	122.84	120.30
4	5	91	TYR	CB-CG-CD2	-5.07	117.96	121.00
4	W	191	LYS	CA-C-N	5.07	128.35	117.20
4	X	191	LYS	CA-C-N	5.07	128.35	117.20
1	J	160	ASP	CB-CG-OD2	-5.07	113.74	118.30
4	X	86	TRP	CG-CD1-NE1	-5.07	105.03	110.10
1	A	621	LEU	CA-CB-CG	-5.06	103.66	115.30
4	0	191	LYS	CA-C-N	5.06	128.34	117.20
4	X	62	ARG	NE-CZ-NH1	5.06	122.83	120.30
4	3	191	LYS	CA-C-N	5.06	128.33	117.20
4	6	86	TRP	CG-CD1-NE1	-5.06	105.04	110.10
1	J	621	LEU	CA-CB-CG	-5.06	103.67	115.30
4	8	191	LYS	CA-C-N	5.06	128.33	117.20
4	4	86	TRP	CG-CD1-NE1	-5.05	105.05	110.10
4	V	337	TYR	CB-CG-CD1	-5.05	117.97	121.00
4	Y	53	TYR	CB-CG-CD1	-5.05	117.97	121.00
1	A	628	GLY	O-C-N	-5.05	114.62	122.70
1	D	160	ASP	CB-CG-OD2	-5.05	113.75	118.30
1	J	218	LEU	CA-CB-CG	5.05	126.92	115.30
1	A	739	ASP	CA-CB-CG	-5.05	102.29	113.40

Continued on next page...

Continued from previous page...

Mol	Chain	Res	Type	Atoms	Z	Observed(°)	Ideal(°)
1	A	82	PRO	N-CA-CB	5.05	109.36	103.30
4	4	91	TYR	CB-CG-CD2	-5.05	117.97	121.00
4	Z	191	LYS	CA-C-N	5.05	128.30	117.20
4	2	86	TRP	CG-CD1-NE1	-5.04	105.06	110.10
4	1	191	LYS	CA-C-N	5.04	128.29	117.20
4	4	53	TYR	CB-CG-CD1	-5.04	117.97	121.00
4	6	91	TYR	CB-CG-CD2	-5.04	117.97	121.00
4	7	191	LYS	CA-C-N	5.04	128.29	117.20
1	J	82	PRO	N-CA-CB	5.04	109.35	103.30
4	2	191	LYS	CA-C-N	5.04	128.28	117.20
1	A	235	ALA	N-CA-CB	-5.04	103.05	110.10
4	2	91	TYR	CB-CG-CD2	-5.04	117.98	121.00
4	5	62	ARG	NE-CZ-NH1	5.04	122.82	120.30
4	W	53	TYR	CB-CG-CD1	-5.03	117.98	121.00
1	G	218	LEU	CA-CB-CG	5.03	126.87	115.30
4	2	53	TYR	CB-CG-CD1	-5.03	117.98	121.00
1	J	739	ASP	N-CA-CB	5.03	119.65	110.60
1	G	739	ASP	N-CA-CB	5.03	119.64	110.60
1	D	739	ASP	N-CA-CB	5.02	119.64	110.60
1	G	628	GLY	O-C-N	-5.02	114.66	122.70
4	7	91	TYR	CB-CG-CD2	-5.02	117.99	121.00
1	D	90	ASP	CB-CG-OD1	-5.02	113.78	118.30
4	V	191	LYS	CA-C-N	5.02	128.25	117.20
4	6	191	LYS	CA-C-N	5.02	128.24	117.20
4	V	86	TRP	CG-CD1-NE1	-5.02	105.08	110.10
4	0	86	TRP	CG-CD1-NE1	-5.01	105.09	110.10
4	3	91	TYR	CB-CG-CD2	-5.01	117.99	121.00
4	Z	91	TYR	CB-CG-CD2	-5.01	117.99	121.00
1	G	82	PRO	N-CA-CB	5.01	109.32	103.30
1	D	235	ALA	N-CA-CB	-5.01	103.09	110.10

All (5) chirality outliers are listed below:

Mol	Chain	Res	Type	Atom
1	A	648	THR	CB
1	D	648	THR	CB
1	G	75	ASP	CA
1	G	648	THR	CB
1	J	648	THR	CB

All (52) planarity outliers are listed below:

Mol	Chain	Res	Type	Group
4	0	62	ARG	Sidechain
4	1	62	ARG	Sidechain
4	2	62	ARG	Sidechain
4	3	62	ARG	Sidechain
4	4	62	ARG	Sidechain
4	5	62	ARG	Sidechain
4	6	62	ARG	Sidechain
4	7	62	ARG	Sidechain
4	8	62	ARG	Sidechain
1	A	623	PHE	Sidechain
1	A	637	LYS	Mainchain
1	A	649	VAL	Mainchain
1	A	98	HIS	Mainchain
2	B	150	TYR	Sidechain
2	B	155	TYR	Mainchain
2	B	22	THR	Mainchain
3	C	75	ALA	Mainchain
3	C	85	GLU	Mainchain
1	D	623	PHE	Sidechain
1	D	637	LYS	Mainchain
1	D	649	VAL	Mainchain
1	D	98	HIS	Mainchain
2	E	150	TYR	Sidechain
2	E	155	TYR	Mainchain
2	E	22	THR	Mainchain
3	F	75	ALA	Mainchain
3	F	85	GLU	Mainchain
1	G	623	PHE	Sidechain
1	G	637	LYS	Mainchain
1	G	649	VAL	Mainchain
1	G	98	HIS	Mainchain
2	H	150	TYR	Sidechain
2	H	155	TYR	Mainchain
2	H	22	THR	Mainchain
3	I	75	ALA	Mainchain
3	I	85	GLU	Mainchain
1	J	623	PHE	Sidechain
1	J	637	LYS	Mainchain
1	J	649	VAL	Mainchain
1	J	709	LYS	Mainchain,Peptide
1	J	98	HIS	Mainchain
2	K	150	TYR	Sidechain
2	K	155	TYR	Mainchain

Continued on next page...

Continued from previous page...

Mol	Chain	Res	Type	Group
2	K	22	THR	Mainchain
3	L	75	ALA	Mainchain
3	L	85	GLU	Mainchain
4	V	62	ARG	Sidechain
4	W	62	ARG	Sidechain
4	X	62	ARG	Sidechain
4	Y	62	ARG	Sidechain
4	Z	62	ARG	Sidechain

5.2 Too-close contacts ⓘ

In the following table, the Non-H and H(model) columns list the number of non-hydrogen atoms and hydrogen atoms in the chain respectively. The H(added) column lists the number of hydrogen atoms added and optimized by MolProbity. The Clashes column lists the number of clashes within the asymmetric unit, whereas Symm-Clashes lists symmetry related clashes.

Mol	Chain	Non-H	H(model)	H(added)	Clashes	Symm-Clashes
1	A	6797	0	6752	1414	0
1	D	6797	0	6761	1431	0
1	G	6797	0	6754	1380	0
1	J	6797	0	6760	1429	0
2	B	1127	0	1086	252	0
2	E	1127	0	1087	320	0
2	H	1127	0	1087	228	0
2	K	1127	0	1087	227	0
3	C	1123	0	1084	181	0
3	F	1123	0	1082	139	0
3	I	1123	0	1084	169	0
3	L	1123	0	1084	165	0
4	0	2906	0	2866	75	3476
4	1	2906	0	2866	77	3458
4	2	2906	0	2864	102	3464
4	3	2906	0	2864	100	410
4	4	2906	0	2855	345	94
4	5	2906	0	2855	340	0
4	6	2906	0	2852	382	0
4	7	2906	0	2852	377	0
4	8	2906	0	2861	150	0
4	V	2906	0	2861	142	95
4	W	2906	0	2864	107	400
4	X	2906	0	2864	105	3474
4	Y	2906	0	2865	78	3456

Continued on next page...

Continued from previous page...

Mol	Chain	Non-H	H(model)	H(added)	Clashes	Symm-Clashes
4	Z	2906	0	2865	78	3477
All	All	76872	0	75762	7444	10902

The all-atom clashscore is defined as the number of clashes found per 1000 atoms (including hydrogen atoms). The all-atom clashscore for this structure is 49.

All (7444) close contacts within the same asymmetric unit are listed below, sorted by their clash magnitude.

Atom-1	Atom-2	Interatomic distance (Å)	Clash overlap (Å)
1:G:797:PHE:CD1	3:I:149:VAL:HG11	1.20	1.68
2:E:144:VAL:HG13	2:E:153:ILE:CD1	1.22	1.66
1:G:798:LEU:CD1	3:I:126:LEU:HD21	1.20	1.65
1:A:725:ARG:HE	1:A:733:PRO:CB	1.09	1.64
1:D:725:ARG:HE	1:D:733:PRO:CB	1.09	1.64
1:A:757:GLN:CB	1:A:771:LEU:HD11	1.19	1.64
1:J:831:TRP:CZ3	2:K:34:ILE:HD13	1.21	1.64
2:B:144:VAL:HG13	2:B:153:ILE:CG1	1.17	1.64
2:H:144:VAL:HG13	2:H:153:ILE:CD1	1.22	1.62
2:K:144:VAL:HG13	2:K:153:ILE:CG1	1.17	1.62
1:D:831:TRP:HZ2	2:E:47:LEU:CA	1.09	1.61
1:J:510:TRP:CH2	1:J:768:MLY:HH11	1.34	1.61
1:A:757:GLN:HB3	1:A:771:LEU:CD1	1.26	1.61
1:A:206:LYS:CD	1:A:217:THR:HG23	1.28	1.61
2:E:144:VAL:HG13	2:E:153:ILE:CG1	1.17	1.59
1:G:831:TRP:HH2	2:H:47:LEU:CD2	1.06	1.59
1:G:838:ILE:HD11	2:H:54:MET:CE	1.26	1.59
1:G:206:LYS:CD	1:G:217:THR:HG23	1.28	1.59
1:J:206:LYS:CD	1:J:217:THR:HG23	1.28	1.59
1:J:538:GLU:CA	4:7:349:LEU:CD1	1.79	1.59
1:J:84:MLY:CH1	1:J:715:VAL:HG13	1.22	1.59
2:B:144:VAL:HG13	2:B:153:ILE:CD1	1.22	1.59
2:K:144:VAL:HG13	2:K:153:ILE:CD1	1.22	1.58
1:G:769:ALA:CB	1:G:770:GLY:HA2	1.20	1.58
1:G:725:ARG:HE	1:G:733:PRO:CB	1.09	1.58
1:J:725:ARG:HE	1:J:733:PRO:CB	1.09	1.58
1:A:799:MET:SD	3:C:32:ASP:HB3	1.43	1.58
1:D:831:TRP:CZ2	2:E:47:LEU:HA	1.11	1.58
1:D:538:GLU:CA	4:5:349:LEU:CD1	1.78	1.58
1:G:797:PHE:HD1	3:I:149:VAL:CG1	1.17	1.57
2:H:144:VAL:HG13	2:H:153:ILE:CG1	1.17	1.57
1:G:93:MET:CE	1:G:763:THR:HB	1.22	1.57

Continued on next page...

Continued from previous page...

Atom-1	Atom-2	Interatomic distance (Å)	Clash overlap (Å)
1:G:538:GLU:CA	4:6:349:LEU:CD1	1.79	1.57
1:A:798:LEU:CD1	3:C:126:LEU:HD21	1.27	1.56
1:J:530:MET:HG2	4:7:354:GLN:CB	1.36	1.56
1:D:206:LYS:CD	1:D:217:THR:HG23	1.28	1.56
1:A:736:GLN:HA	1:A:743:ALA:CB	1.35	1.55
1:G:831:TRP:CH2	2:H:47:LEU:HD22	1.39	1.55
1:D:830:PRO:CG	2:E:67:MET:CE	1.82	1.55
1:A:530:MET:HG2	4:4:354:GLN:CB	1.35	1.55
1:G:530:MET:HG2	4:6:354:GLN:CB	1.35	1.54
1:A:836:PHE:CZ	2:B:160:GLY:N	1.71	1.54
1:D:530:MET:HG2	4:5:354:GLN:CB	1.35	1.54
1:A:538:GLU:CA	4:4:349:LEU:CD1	1.78	1.54
1:J:768:MLY:CH2	1:J:772:LEU:HD22	1.37	1.53
1:D:641:LYS:HG3	1:D:647:GLN:CG	1.36	1.53
1:J:641:LYS:HG3	1:J:647:GLN:CG	1.37	1.53
1:J:800:ARG:CD	3:L:149:VAL:CG2	1.81	1.53
1:J:829:TRP:HZ3	2:K:84:PHE:CZ	1.27	1.52
1:D:736:GLN:HA	1:D:743:ALA:CB	1.35	1.52
1:J:829:TRP:CZ3	2:K:84:PHE:CZ	1.96	1.52
1:A:641:LYS:HG3	1:A:647:GLN:CG	1.37	1.52
1:D:799:MET:SD	3:F:32:ASP:HB3	1.48	1.52
1:D:834:LEU:CG	2:E:54:MET:HG3	1.38	1.51
1:J:757:GLN:CG	1:J:776:GLU:HG3	1.34	1.51
1:G:206:LYS:HD3	1:G:217:THR:CG2	1.40	1.51
1:J:84:MLY:CE	1:J:719:ASP:HB3	1.08	1.51
1:G:736:GLN:HA	1:G:743:ALA:CB	1.35	1.51
1:J:736:GLN:HA	1:J:743:ALA:CB	1.35	1.51
1:G:641:LYS:HG3	1:G:647:GLN:CG	1.37	1.51
2:K:117:LEU:HD12	2:K:147:ASN:CB	1.41	1.50
1:G:93:MET:HE1	1:G:763:THR:CB	1.38	1.50
1:J:800:ARG:CD	3:L:149:VAL:HG22	1.39	1.49
1:D:831:TRP:CH2	2:E:47:LEU:HA	1.41	1.49
1:J:768:MLY:HH12	1:J:772:LEU:CD2	1.41	1.49
1:D:206:LYS:HD3	1:D:217:THR:CG2	1.40	1.49
1:G:84:MLY:CH1	1:G:715:VAL:HG13	1.35	1.49
1:A:813:ILE:CG2	2:B:127:ARG:HD2	1.39	1.49
2:E:117:LEU:HD12	2:E:147:ASN:CB	1.41	1.48
1:J:206:LYS:HD3	1:J:217:THR:CG2	1.40	1.48
2:E:111:SER:HB2	2:E:148:VAL:C	1.23	1.48
2:K:111:SER:HB2	2:K:148:VAL:C	1.23	1.48
2:B:117:LEU:HD12	2:B:147:ASN:CB	1.42	1.48

Continued on next page...

Continued from previous page...

Atom-1	Atom-2	Interatomic distance (Å)	Clash overlap (Å)
1:D:831:TRP:CZ2	2:E:47:LEU:CA	1.82	1.48
1:J:508:ILE:HD11	1:J:759:ALA:CB	1.41	1.48
2:E:117:LEU:HD12	2:E:147:ASN:CG	1.30	1.47
1:A:206:LYS:HD3	1:A:217:THR:CG2	1.40	1.47
2:B:111:SER:HB2	2:B:148:VAL:C	1.23	1.47
1:D:830:PRO:CG	2:E:67:MET:HE3	1.38	1.47
1:J:795:ARG:CD	3:L:35:ARG:HH22	1.28	1.47
1:J:768:MLY:HH23	1:J:772:LEU:CD2	1.44	1.47
1:G:641:LYS:CG	1:G:647:GLN:NE2	1.76	1.47
2:K:117:LEU:HD12	2:K:147:ASN:CG	1.29	1.47
1:D:831:TRP:CZ3	2:E:34:ILE:HG23	1.48	1.47
1:J:800:ARG:HD2	3:L:149:VAL:CG2	1.03	1.46
2:H:117:LEU:HD12	2:H:147:ASN:CB	1.42	1.46
1:J:795:ARG:HD2	3:L:35:ARG:NH2	1.23	1.46
1:J:538:GLU:C	4:7:349:LEU:CD1	1.84	1.46
1:J:641:LYS:CG	1:J:647:GLN:NE2	1.77	1.46
1:A:641:LYS:CG	1:A:647:GLN:NE2	1.76	1.46
2:H:111:SER:HB2	2:H:148:VAL:C	1.23	1.46
1:G:538:GLU:C	4:6:349:LEU:CD1	1.84	1.46
2:B:117:LEU:HD12	2:B:147:ASN:CG	1.30	1.45
1:J:641:LYS:CD	1:J:647:GLN:CD	1.85	1.45
1:A:641:LYS:CD	1:A:647:GLN:CD	1.85	1.45
1:D:830:PRO:HG2	2:E:67:MET:CE	0.99	1.45
1:D:538:GLU:C	4:5:349:LEU:CD1	1.84	1.45
1:A:800:ARG:HB3	3:C:149:VAL:CG2	1.44	1.45
1:G:641:LYS:CD	1:G:647:GLN:CD	1.85	1.45
1:G:798:LEU:CD1	3:I:126:LEU:CD2	1.93	1.45
1:A:836:PHE:CE1	2:B:160:GLY:N	1.82	1.45
1:J:769:ALA:HB3	1:J:770:GLY:CA	1.45	1.45
2:H:117:LEU:HD12	2:H:147:ASN:CG	1.30	1.44
1:J:93:MET:CG	1:J:764:MLY:HD3	1.43	1.44
1:D:641:LYS:CG	1:D:647:GLN:NE2	1.76	1.44
1:A:538:GLU:C	4:4:349:LEU:CD1	1.84	1.44
1:D:814:PHE:CD1	2:E:127:ARG:NH2	1.78	1.44
1:J:721:LYS:HG3	1:J:736:GLN:CG	1.15	1.43
1:D:768:MLY:C	1:D:771:LEU:HD13	1.34	1.42
1:D:641:LYS:CD	1:D:647:GLN:CD	1.85	1.42
1:G:721:LYS:HG3	1:G:736:GLN:CG	1.15	1.42
1:G:93:MET:CE	1:G:763:THR:CB	1.89	1.42
1:G:800:ARG:NH1	3:I:149:VAL:HG22	1.33	1.42
1:D:736:GLN:N	1:D:743:ALA:HB1	1.34	1.42

Continued on next page...

Continued from previous page...

Atom-1	Atom-2	Interatomic distance (Å)	Clash overlap (Å)
1:A:733:PRO:O	1:A:737:PHE:CD1	1.73	1.42
1:G:733:PRO:O	1:G:737:PHE:CD1	1.74	1.41
1:G:736:GLN:N	1:G:743:ALA:HB1	1.34	1.41
2:H:144:VAL:CG1	2:H:153:ILE:CD1	1.99	1.41
2:B:144:VAL:CG1	2:B:153:ILE:CD1	1.99	1.41
1:A:530:MET:CG	4:4:354:GLN:HB2	1.50	1.41
1:D:530:MET:CG	4:5:354:GLN:HB2	1.50	1.41
1:J:202:SER:HA	1:J:207:LYS:CE	1.51	1.40
1:J:218:LEU:CB	1:J:221:GLN:HG3	1.52	1.40
1:J:768:MLY:HH23	1:J:772:LEU:CG	1.51	1.40
1:G:730:SER:OG	3:I:109:HIS:CD2	1.72	1.40
1:D:218:LEU:CB	1:D:221:GLN:HG3	1.52	1.40
1:A:202:SER:HA	1:A:207:LYS:CE	1.51	1.40
1:D:736:GLN:CA	1:D:743:ALA:CB	2.00	1.39
1:D:537:GLU:O	4:5:349:LEU:CD1	1.70	1.39
1:A:537:GLU:O	4:4:349:LEU:CD1	1.70	1.39
1:A:149:GLN:CB	1:A:719:ASP:OD1	1.71	1.39
2:E:144:VAL:CG1	2:E:153:ILE:CD1	1.99	1.39
1:J:733:PRO:O	1:J:737:PHE:CD1	1.73	1.39
1:G:821:ARG:NH2	2:H:127:ARG:HG2	1.07	1.39
1:G:202:SER:HA	1:G:207:LYS:CE	1.51	1.39
1:D:202:SER:HA	1:D:207:LYS:CE	1.51	1.39
1:D:733:PRO:O	1:D:737:PHE:CD1	1.74	1.39
2:K:144:VAL:CG1	2:K:153:ILE:CD1	1.99	1.39
1:J:530:MET:CG	4:7:354:GLN:HB2	1.51	1.38
1:G:819:ASN:CA	2:H:90:GLY:O	1.67	1.38
1:A:800:ARG:CD	3:C:149:VAL:HG22	1.53	1.38
1:D:831:TRP:HZ2	2:E:47:LEU:CB	1.36	1.38
1:J:736:GLN:CA	1:J:743:ALA:CB	2.00	1.38
1:A:831:TRP:NE1	2:B:51:PHE:CZ	1.91	1.38
1:G:795:ARG:CD	3:I:35:ARG:HH22	1.34	1.38
1:A:218:LEU:CB	1:A:221:GLN:HG3	1.52	1.38
1:G:831:TRP:CH2	2:H:47:LEU:CD2	1.98	1.38
1:J:537:GLU:O	4:7:349:LEU:CD1	1.70	1.38
1:D:736:GLN:CA	1:D:743:ALA:HB1	1.53	1.38
1:A:736:GLN:CA	1:A:743:ALA:CB	2.00	1.37
2:E:144:VAL:CG1	2:E:153:ILE:HG12	1.54	1.37
1:J:768:MLY:CH1	1:J:772:LEU:HD22	1.52	1.37
1:G:534:SER:O	4:6:351:THR:CG2	1.64	1.37
1:A:736:GLN:N	1:A:743:ALA:HB1	1.35	1.37
1:G:218:LEU:CB	1:G:221:GLN:HG3	1.52	1.37

Continued on next page...

Continued from previous page...

Atom-1	Atom-2	Interatomic distance (Å)	Clash overlap (Å)
1:A:736:GLN:CA	1:A:743:ALA:HB1	1.53	1.37
1:D:721:LYS:CG	1:D:736:GLN:CG	1.97	1.37
2:H:144:VAL:CG1	2:H:153:ILE:HG12	1.54	1.37
2:K:144:VAL:CG1	2:K:153:ILE:CG1	2.03	1.37
1:J:736:GLN:CA	1:J:743:ALA:HB1	1.53	1.37
1:D:641:LYS:CG	1:D:647:GLN:CD	1.93	1.37
1:D:642:LYS:HG3	4:5:23:GLY:N	1.40	1.37
2:B:117:LEU:HB2	2:B:147:ASN:ND2	1.39	1.36
1:A:641:LYS:HG3	1:A:647:GLN:CD	1.46	1.36
1:A:721:LYS:HG3	1:A:736:GLN:CG	1.15	1.36
2:H:117:LEU:HB2	2:H:147:ASN:ND2	1.40	1.36
1:G:537:GLU:O	4:6:349:LEU:CD1	1.71	1.36
1:G:530:MET:CG	4:6:354:GLN:HB2	1.51	1.36
2:B:144:VAL:CG1	2:B:153:ILE:HG12	1.54	1.36
1:J:642:LYS:HG3	4:7:23:GLY:N	1.40	1.36
1:A:649:VAL:CG1	1:A:649:VAL:O	1.74	1.36
1:J:831:TRP:HZ3	2:K:34:ILE:CD1	1.36	1.36
2:K:144:VAL:CG1	2:K:153:ILE:HG12	1.54	1.36
1:J:641:LYS:CG	1:J:647:GLN:CD	1.93	1.36
1:G:649:VAL:CG1	1:G:649:VAL:O	1.74	1.36
2:B:117:LEU:CD1	2:B:147:ASN:OD1	1.74	1.35
1:G:538:GLU:CA	4:6:349:LEU:HD12	0.88	1.35
1:D:800:ARG:HB3	3:F:149:VAL:CG2	1.56	1.35
1:D:831:TRP:CE2	2:E:47:LEU:HD22	1.61	1.35
1:G:642:LYS:HG3	4:6:23:GLY:N	1.39	1.35
2:K:117:LEU:HB2	2:K:147:ASN:ND2	1.39	1.35
1:G:736:GLN:CA	1:G:743:ALA:CB	2.00	1.35
1:J:736:GLN:N	1:J:743:ALA:HB1	1.35	1.35
2:B:144:VAL:CG1	2:B:153:ILE:CG1	2.03	1.35
1:G:736:GLN:CA	1:G:743:ALA:HB1	1.53	1.35
1:D:721:LYS:HG3	1:D:736:GLN:CG	1.15	1.35
2:H:144:VAL:CG1	2:H:153:ILE:CG1	2.03	1.35
1:G:721:LYS:CG	1:G:736:GLN:CG	1.97	1.35
1:A:530:MET:HA	4:4:354:GLN:CG	1.56	1.35
1:A:534:SER:O	4:4:351:THR:CG2	1.64	1.35
1:J:538:GLU:CA	4:7:349:LEU:HD12	0.88	1.34
1:D:534:SER:O	4:5:351:THR:CG2	1.64	1.34
1:G:641:LYS:CG	1:G:647:GLN:CD	1.93	1.34
1:G:834:LEU:HD13	2:H:51:PHE:CE1	1.61	1.34
2:E:144:VAL:CG1	2:E:153:ILE:CG1	2.03	1.34
2:K:117:LEU:CD1	2:K:147:ASN:OD1	1.74	1.34

Continued on next page...

Continued from previous page...

Atom-1	Atom-2	Interatomic distance (Å)	Clash overlap (Å)
1:D:649:VAL:O	1:D:649:VAL:CG1	1.73	1.34
1:A:538:GLU:CA	4:4:349:LEU:HD12	0.87	1.34
1:A:641:LYS:CG	1:A:647:GLN:CD	1.93	1.34
1:A:642:LYS:HG3	4:4:23:GLY:N	1.40	1.34
2:E:117:LEU:CD1	2:E:147:ASN:OD1	1.74	1.33
2:H:117:LEU:CD1	2:H:147:ASN:OD1	1.74	1.33
2:H:114:LYS:CA	2:H:146:GLY:O	1.76	1.33
1:J:821:ARG:NH2	2:K:127:ARG:HG2	1.42	1.33
1:J:629:GLU:HA	1:J:643:GLY:O	1.17	1.33
1:D:538:GLU:CA	4:5:349:LEU:HD12	0.87	1.33
1:J:641:LYS:HG3	1:J:647:GLN:CD	1.46	1.33
1:J:795:ARG:HD2	3:L:35:ARG:CZ	1.57	1.33
2:E:117:LEU:HB2	2:E:147:ASN:ND2	1.40	1.33
1:J:530:MET:HA	4:7:354:GLN:CG	1.56	1.33
1:D:530:MET:HA	4:5:354:GLN:CG	1.56	1.33
1:D:635:GLY:CA	4:5:334:GLU:HG2	1.59	1.33
1:J:649:VAL:O	1:J:649:VAL:CG1	1.74	1.33
1:A:813:ILE:CG2	2:B:127:ARG:CD	2.07	1.33
1:G:831:TRP:HE1	2:H:67:MET:CG	1.41	1.33
1:J:635:GLY:CA	4:7:334:GLU:HG2	1.59	1.33
1:J:735:GLY:O	1:J:743:ALA:HB2	1.29	1.33
1:J:534:SER:O	4:7:351:THR:CG2	1.64	1.32
1:G:530:MET:HA	4:6:354:GLN:CG	1.57	1.32
1:D:629:GLU:HA	1:D:643:GLY:O	1.17	1.32
1:J:792:ALA:CB	3:L:40:ASN:HB3	1.59	1.32
1:D:831:TRP:CZ2	2:E:47:LEU:HD23	1.64	1.32
1:J:721:LYS:CG	1:J:736:GLN:CD	1.98	1.32
1:D:799:MET:SD	3:F:32:ASP:CB	2.18	1.32
1:A:725:ARG:NE	1:A:733:PRO:HB3	0.99	1.32
1:G:769:ALA:CB	1:G:770:GLY:CA	2.07	1.32
1:G:757:GLN:OE1	1:G:772:LEU:HB3	1.30	1.32
2:E:114:LYS:CA	2:E:146:GLY:O	1.76	1.32
1:D:831:TRP:NE1	2:E:47:LEU:HD22	1.44	1.32
1:J:831:TRP:CZ3	2:K:34:ILE:CD1	2.11	1.31
2:K:114:LYS:CA	2:K:146:GLY:O	1.76	1.31
2:K:121:LEU:O	2:K:128:PHE:CB	1.78	1.31
1:A:538:GLU:O	4:4:349:LEU:CD1	1.78	1.31
1:A:813:ILE:HG22	2:B:127:ARG:CD	1.58	1.31
2:B:114:LYS:CA	2:B:146:GLY:O	1.76	1.31
1:G:629:GLU:HA	1:G:643:GLY:O	1.17	1.31
1:A:629:GLU:HA	1:A:643:GLY:O	1.17	1.31

Continued on next page...

Continued from previous page...

Atom-1	Atom-2	Interatomic distance (Å)	Clash overlap (Å)
1:D:721:LYS:HG2	1:D:736:GLN:OE1	1.28	1.31
1:D:831:TRP:CE2	2:E:47:LEU:CD2	2.13	1.31
1:J:725:ARG:NE	1:J:733:PRO:HB3	1.00	1.31
1:G:798:LEU:HD11	3:I:126:LEU:CD2	1.55	1.31
1:A:721:LYS:CG	1:A:736:GLN:CD	1.98	1.31
1:G:635:GLY:CA	4:6:334:GLU:HG2	1.59	1.31
1:A:635:GLY:CA	4:4:334:GLU:HG2	1.59	1.30
1:D:599:ASN:HA	1:D:649:VAL:CB	1.60	1.30
1:D:839:MLY:CH1	2:E:159:HIS:CD2	2.15	1.30
2:E:121:LEU:O	2:E:128:PHE:CB	1.79	1.30
1:D:725:ARG:NE	1:D:733:PRO:HB3	1.00	1.30
1:D:721:LYS:CG	1:D:736:GLN:CD	1.98	1.30
1:G:641:LYS:HG3	1:G:647:GLN:CD	1.45	1.30
1:G:789:ALA:HB2	3:I:81:GLN:NE2	1.43	1.30
1:A:819:ASN:OD1	2:B:91:ALA:CA	1.79	1.30
1:A:834:LEU:HD11	2:B:54:MET:CB	1.60	1.30
1:G:725:ARG:NE	1:G:733:PRO:HB3	0.99	1.30
1:G:538:GLU:O	4:6:349:LEU:CD1	1.78	1.30
1:J:599:ASN:HA	1:J:649:VAL:CB	1.60	1.30
1:G:721:LYS:CG	1:G:736:GLN:CD	1.98	1.30
1:A:831:TRP:CE2	2:B:51:PHE:CZ	2.20	1.30
1:G:800:ARG:HH11	3:I:149:VAL:CG2	1.42	1.29
1:D:723:ARG:O	1:D:782:MLY:HD3	1.30	1.29
1:D:735:GLY:C	1:D:743:ALA:CB	2.01	1.29
1:A:735:GLY:O	1:A:743:ALA:HB2	1.29	1.29
2:B:121:LEU:O	2:B:128:PHE:CB	1.79	1.29
1:G:735:GLY:C	1:G:743:ALA:CB	2.01	1.29
1:A:599:ASN:HA	1:A:649:VAL:CB	1.60	1.29
1:D:641:LYS:HG3	1:D:647:GLN:CD	1.45	1.29
1:G:599:ASN:HA	1:G:649:VAL:CB	1.60	1.29
1:D:215:GLN:N	1:D:340:ILE:HG12	1.20	1.29
1:J:768:MLY:CH1	1:J:772:LEU:CD2	2.10	1.29
1:J:537:GLU:C	4:7:349:LEU:HD13	1.52	1.29
1:J:735:GLY:C	1:J:743:ALA:CB	2.01	1.29
1:G:537:GLU:C	4:6:349:LEU:HD13	1.53	1.28
1:A:836:PHE:HB2	2:B:161:GLU:OE1	1.32	1.28
1:J:800:ARG:CB	3:L:149:VAL:HG21	1.62	1.28
1:J:215:GLN:N	1:J:340:ILE:HG12	1.19	1.28
1:G:795:ARG:HD2	3:I:35:ARG:NH2	1.47	1.28
1:J:819:ASN:HA	2:K:90:GLY:O	1.19	1.28
1:G:721:LYS:HG2	1:G:736:GLN:OE1	1.29	1.28

Continued on next page...

Continued from previous page...

Atom-1	Atom-2	Interatomic distance (Å)	Clash overlap (Å)
1:J:721:LYS:HG2	1:J:736:GLN:OE1	1.29	1.28
1:G:752:ASP:O	1:G:779:ARG:NH1	1.66	1.28
2:H:121:LEU:O	2:H:128:PHE:CB	1.78	1.28
1:D:831:TRP:CZ2	2:E:47:LEU:CD2	2.17	1.27
1:G:836:PHE:CE1	2:H:159:HIS:HA	1.67	1.27
1:A:735:GLY:C	1:A:743:ALA:CB	2.01	1.27
1:A:537:GLU:C	4:4:349:LEU:HD13	1.52	1.27
1:J:538:GLU:O	4:7:349:LEU:CD1	1.78	1.27
1:D:721:LYS:CG	1:D:736:GLN:OE1	1.82	1.27
1:A:534:SER:O	4:4:351:THR:CA	1.81	1.27
1:J:733:PRO:O	1:J:737:PHE:HD1	0.93	1.26
1:J:534:SER:O	4:7:351:THR:CA	1.82	1.26
1:D:534:SER:O	4:5:351:THR:CA	1.82	1.26
1:D:735:GLY:O	1:D:743:ALA:HB2	1.29	1.26
1:J:768:MLY:HH23	1:J:772:LEU:CB	1.65	1.26
1:G:721:LYS:CG	1:G:736:GLN:OE1	1.83	1.26
1:A:836:PHE:CB	2:B:161:GLU:OE1	1.81	1.26
1:G:790:THR:OG1	3:I:87:PHE:CE2	1.89	1.26
1:D:721:LYS:HG3	1:D:736:GLN:CD	1.53	1.26
1:D:537:GLU:C	4:5:349:LEU:HD13	1.52	1.26
1:A:813:ILE:HG22	2:B:127:ARG:NE	1.45	1.26
1:A:149:GLN:HB3	1:A:719:ASP:OD1	1.12	1.26
1:A:733:PRO:O	1:A:737:PHE:HD1	0.92	1.25
1:D:538:GLU:O	4:5:349:LEU:CD1	1.78	1.25
1:G:508:ILE:HD11	1:G:759:ALA:CB	1.62	1.25
1:G:821:ARG:NH2	2:H:127:ARG:CG	1.99	1.25
1:J:768:MLY:CH2	1:J:772:LEU:HB2	1.66	1.25
1:G:735:GLY:O	1:G:743:ALA:HB2	1.29	1.25
1:A:797:PHE:CD1	3:C:149:VAL:HG11	1.71	1.25
1:J:508:ILE:CD1	1:J:759:ALA:HB2	1.63	1.25
1:G:721:LYS:HG3	1:G:736:GLN:CD	1.53	1.25
1:J:630:ALA:O	4:7:25:ASP:OD2	1.52	1.25
1:G:534:SER:O	4:6:351:THR:CA	1.83	1.24
1:D:641:LYS:CG	1:D:647:GLN:CG	2.15	1.24
1:G:93:MET:SD	1:G:716:LEU:HD12	1.75	1.24
1:J:641:LYS:CD	1:J:647:GLN:NE2	1.99	1.24
4:5:322:PRO:CB	4:7:244:ASP:OD2	1.86	1.24
1:A:721:LYS:CG	1:A:736:GLN:CG	1.97	1.24
2:K:117:LEU:CD1	2:K:147:ASN:CG	2.05	1.24
1:G:733:PRO:O	1:G:737:PHE:HD1	0.93	1.24
1:J:721:LYS:HG3	1:J:736:GLN:CD	1.54	1.24

Continued on next page...

Continued from previous page...

Atom-1	Atom-2	Interatomic distance (Å)	Clash overlap (Å)
1:G:508:ILE:CD1	1:G:759:ALA:HB2	1.67	1.24
1:G:646:PHE:CE2	1:G:652:LEU:HD11	1.73	1.24
1:J:792:ALA:HB1	3:L:40:ASN:CB	1.67	1.24
4:7:322:PRO:CB	4:V:244:ASP:OD2	1.86	1.24
1:A:795:ARG:HD2	3:C:35:ARG:NH1	1.49	1.24
1:D:646:PHE:CE2	1:D:652:LEU:HD11	1.73	1.24
1:J:641:LYS:CG	1:J:647:GLN:CG	2.16	1.24
1:A:646:PHE:CE2	1:A:652:LEU:HD11	1.73	1.24
1:A:834:LEU:HD11	2:B:54:MET:CG	1.67	1.24
1:D:836:PHE:HB3	2:E:161:GLU:OE1	1.35	1.24
1:A:721:LYS:HG2	1:A:736:GLN:OE1	1.29	1.23
2:K:117:LEU:HD12	2:K:147:ASN:OD1	1.32	1.23
1:J:721:LYS:CG	1:J:736:GLN:OE1	1.83	1.23
1:J:795:ARG:CD	3:L:35:ARG:NH2	1.90	1.23
4:3:322:PRO:CB	4:5:244:ASP:OD2	1.86	1.23
1:D:795:ARG:NH2	3:F:116:GLU:OE2	1.67	1.23
2:B:117:LEU:CD1	2:B:147:ASN:CG	2.05	1.23
4:8:322:PRO:CB	4:W:244:ASP:OD2	1.86	1.23
4:4:322:PRO:CB	4:6:244:ASP:OD2	1.86	1.23
2:E:121:LEU:C	2:E:128:PHE:CB	2.07	1.23
1:A:800:ARG:HD2	3:C:149:VAL:CG2	1.68	1.23
1:A:538:GLU:O	4:4:349:LEU:HD11	1.35	1.23
4:V:322:PRO:CB	4:X:244:ASP:OD2	1.86	1.23
1:A:630:ALA:O	4:4:25:ASP:OD2	1.53	1.23
1:A:721:LYS:CG	1:A:736:GLN:OE1	1.82	1.23
1:D:834:LEU:HD11	2:E:54:MET:CG	1.66	1.23
1:J:646:PHE:CE2	1:J:652:LEU:HD11	1.73	1.23
1:A:795:ARG:NH2	3:C:116:GLU:OE2	1.69	1.23
1:A:800:ARG:CB	3:C:149:VAL:CG2	2.17	1.23
1:A:629:GLU:CA	1:A:643:GLY:O	1.87	1.23
1:G:783:LEU:O	1:G:787:ILE:N	1.71	1.23
1:A:506:GLU:OE2	1:A:717:TYR:OH	1.57	1.23
4:2:322:PRO:CB	4:4:244:ASP:OD2	1.86	1.23
4:W:322:PRO:CB	4:Y:244:ASP:OD2	1.86	1.23
1:G:838:ILE:CD1	2:H:54:MET:HE3	1.69	1.22
1:D:538:GLU:C	4:5:349:LEU:HD12	1.48	1.22
1:G:538:GLU:C	4:6:349:LEU:HD12	1.48	1.22
4:0:322:PRO:CB	4:2:244:ASP:OD2	1.86	1.22
4:X:322:PRO:CB	4:Z:244:ASP:OD2	1.86	1.22
1:A:534:SER:O	4:4:351:THR:CB	1.87	1.22
1:G:641:LYS:CD	1:G:647:GLN:NE2	1.99	1.22

Continued on next page...

Continued from previous page...

Atom-1	Atom-2	Interatomic distance (Å)	Clash overlap (Å)
1:A:215:GLN:N	1:A:340:ILE:CG1	2.02	1.22
2:B:121:LEU:C	2:B:128:PHE:CB	2.07	1.22
1:A:836:PHE:CZ	2:B:160:GLY:CA	2.20	1.22
1:A:641:LYS:CG	1:A:647:GLN:CG	2.16	1.22
1:G:757:GLN:OE1	1:G:772:LEU:CB	1.86	1.22
1:D:733:PRO:O	1:D:737:PHE:HD1	0.93	1.22
1:G:553:MLY:CE	4:8:45:VAL:HA	1.52	1.22
1:D:641:LYS:CD	1:D:647:GLN:NE2	1.99	1.22
1:J:215:GLN:N	1:J:340:ILE:CG1	2.02	1.22
4:1:322:PRO:CB	4:3:244:ASP:OD2	1.86	1.22
1:D:630:ALA:O	4:5:25:ASP:OD2	1.52	1.22
2:E:117:LEU:CD1	2:E:147:ASN:CG	2.05	1.22
2:H:144:VAL:CG1	2:H:153:ILE:HD11	1.64	1.22
1:D:799:MET:SD	3:F:32:ASP:O	1.97	1.22
1:G:215:GLN:N	1:G:340:ILE:CG1	2.02	1.22
1:J:534:SER:O	4:7:351:THR:CB	1.87	1.21
1:D:534:SER:O	4:5:351:THR:CB	1.87	1.21
1:G:707:CYS:HB3	1:G:714:ARG:NH1	1.54	1.21
1:G:538:GLU:O	4:6:349:LEU:HD11	1.34	1.21
1:A:798:LEU:CD1	3:C:126:LEU:CD2	2.16	1.21
1:D:799:MET:SD	3:F:32:ASP:C	2.18	1.21
1:A:641:LYS:CG	1:A:647:GLN:HG3	1.71	1.21
2:B:144:VAL:CG1	2:B:153:ILE:HD11	1.65	1.21
2:H:121:LEU:C	2:H:128:PHE:CB	2.07	1.21
1:G:629:GLU:CA	1:G:643:GLY:O	1.87	1.21
1:D:629:GLU:CA	1:D:643:GLY:O	1.87	1.21
4:6:322:PRO:CB	4:8:244:ASP:OD2	1.86	1.21
2:K:121:LEU:C	2:K:128:PHE:CB	2.07	1.21
1:J:629:GLU:CA	1:J:643:GLY:O	1.87	1.21
1:A:641:LYS:CD	1:A:647:GLN:NE2	1.99	1.21
1:D:215:GLN:N	1:D:340:ILE:CG1	2.02	1.21
1:D:822:SER:OG	2:E:88:LEU:HD23	1.06	1.21
2:E:144:VAL:CG1	2:E:153:ILE:HD11	1.65	1.21
1:D:641:LYS:CG	1:D:647:GLN:HG3	1.71	1.21
1:A:795:ARG:HB3	3:C:35:ARG:NH2	1.56	1.20
1:G:641:LYS:CG	1:G:647:GLN:HG3	1.71	1.20
2:B:117:LEU:CD1	2:B:147:ASN:CB	2.19	1.20
2:H:117:LEU:CD1	2:H:147:ASN:CB	2.19	1.20
1:J:93:MET:SD	1:J:716:LEU:HD12	1.82	1.20
1:G:215:GLN:N	1:G:340:ILE:HG12	1.19	1.20
1:A:797:PHE:HD1	3:C:149:VAL:CG1	1.54	1.20

Continued on next page...

Continued from previous page...

Atom-1	Atom-2	Interatomic distance (Å)	Clash overlap (Å)
4:0:322:PRO:HB2	4:2:244:ASP:OD2	1.39	1.20
1:J:826:VAL:HG21	2:K:88:LEU:HD21	1.21	1.20
1:A:757:GLN:CG	1:A:771:LEU:HD11	1.71	1.20
1:D:553:MLY:CE	4:7:45:VAL:HA	1.52	1.20
4:5:322:PRO:HB2	4:7:244:ASP:OD2	1.39	1.20
1:A:721:LYS:HG3	1:A:736:GLN:CD	1.53	1.19
1:G:534:SER:O	4:6:351:THR:CB	1.88	1.19
4:2:322:PRO:HB2	4:4:244:ASP:OD2	1.39	1.19
2:H:117:LEU:CD1	2:H:147:ASN:CG	2.05	1.19
1:G:769:ALA:HB3	1:G:770:GLY:CA	1.65	1.19
1:G:538:GLU:OE2	4:6:355:MET:CE	1.90	1.19
1:A:538:GLU:OE2	4:4:355:MET:CE	1.91	1.19
1:G:838:ILE:CD1	2:H:54:MET:CE	2.20	1.19
1:J:538:GLU:OE2	4:7:355:MET:CE	1.90	1.19
1:J:557:GLU:H	4:V:48:GLY:CA	1.56	1.19
1:G:834:LEU:CD1	2:H:51:PHE:HE1	1.56	1.19
1:A:822:SER:OG	2:B:88:LEU:HD23	1.04	1.19
1:D:538:GLU:OE2	4:5:355:MET:CE	1.90	1.19
1:A:538:GLU:C	4:4:349:LEU:HD12	1.48	1.19
1:A:538:GLU:C	4:4:349:LEU:HD11	1.54	1.19
1:J:800:ARG:CD	3:L:149:VAL:HG23	1.57	1.19
4:1:322:PRO:HB2	4:3:244:ASP:OD2	1.39	1.19
1:D:735:GLY:O	1:D:743:ALA:CB	1.91	1.19
1:J:90:ASP:CG	1:J:764:MLY:HH11	1.61	1.19
1:A:557:GLU:H	4:6:48:GLY:CA	1.56	1.18
4:4:322:PRO:HB2	4:6:244:ASP:OD2	1.39	1.18
1:G:510:TRP:CZ3	1:G:768:MLY:HH11	1.77	1.18
1:D:834:LEU:HG	2:E:54:MET:HG3	1.21	1.18
1:G:641:LYS:CB	1:G:647:GLN:NE2	2.07	1.18
2:K:117:LEU:CD1	2:K:147:ASN:CB	2.19	1.18
1:D:557:GLU:H	4:7:48:GLY:CA	1.56	1.18
1:J:641:LYS:CG	1:J:647:GLN:HG3	1.71	1.18
1:G:795:ARG:CB	3:I:35:ARG:NH2	2.07	1.18
1:A:735:GLY:O	1:A:743:ALA:CB	1.91	1.18
1:J:817:GLN:CD	2:K:127:ARG:HD2	1.64	1.18
1:J:721:LYS:HG3	1:J:736:GLN:HG2	1.25	1.18
1:J:538:GLU:C	4:7:349:LEU:HD12	1.48	1.18
1:G:721:LYS:HA	1:G:736:GLN:NE2	1.58	1.18
1:J:641:LYS:CB	1:J:647:GLN:NE2	2.07	1.18
4:7:322:PRO:HB2	4:V:244:ASP:OD2	1.39	1.18
2:E:117:LEU:CD1	2:E:147:ASN:CB	2.19	1.17

Continued on next page...

Continued from previous page...

Atom-1	Atom-2	Interatomic distance (Å)	Clash overlap (Å)
1:J:768:MLY:HD3	1:J:772:LEU:CB	1.72	1.17
1:J:538:GLU:HA	4:7:349:LEU:CD1	1.55	1.17
1:G:557:GLU:H	4:8:48:GLY:CA	1.56	1.17
1:J:798:LEU:CD2	3:L:126:LEU:HD11	1.73	1.17
1:J:829:TRP:HZ3	2:K:84:PHE:CE2	1.62	1.17
4:X:322:PRO:HB2	4:Z:244:ASP:OD2	1.39	1.17
1:G:754:ASP:HB2	1:G:776:GLU:OE2	1.41	1.17
1:A:721:LYS:HA	1:A:736:GLN:NE2	1.58	1.17
1:D:725:ARG:N	1:D:782:MLY:HH21	1.57	1.17
1:G:817:GLN:CG	2:H:127:ARG:HD2	1.72	1.17
1:D:769:ALA:HA	1:D:771:LEU:CA	1.73	1.17
1:A:502:GLU:HG3	1:A:761:GLY:CA	1.75	1.17
1:A:215:GLN:N	1:A:340:ILE:HG12	1.20	1.17
4:W:290:ARG:NH2	4:Y:202:THR:HG23	1.59	1.17
1:D:829:TRP:NE1	2:E:67:MET:HG2	1.56	1.17
1:J:530:MET:HE2	4:7:354:GLN:HG2	1.24	1.17
1:G:201:ALA:O	1:G:202:SER:HB3	1.35	1.17
4:4:290:ARG:NH2	4:6:202:THR:HG23	1.59	1.17
1:G:735:GLY:O	1:G:743:ALA:CB	1.91	1.17
1:J:735:GLY:O	1:J:743:ALA:CB	1.91	1.17
1:J:800:ARG:CB	3:L:149:VAL:CG2	2.20	1.17
1:J:829:TRP:CH2	2:K:84:PHE:CE1	2.33	1.17
1:J:829:TRP:HH2	2:K:84:PHE:CE1	1.60	1.17
4:3:322:PRO:HB2	4:5:244:ASP:OD2	1.39	1.17
4:8:322:PRO:HB2	4:W:244:ASP:OD2	1.39	1.17
2:E:117:LEU:CD1	2:E:147:ASN:HB3	1.75	1.17
1:D:830:PRO:HB2	2:E:51:PHE:CZ	1.78	1.17
1:D:538:GLU:HA	4:5:349:LEU:CD1	1.55	1.17
1:D:641:LYS:CE	4:5:348:SER:O	1.93	1.17
1:D:641:LYS:CB	1:D:647:GLN:NE2	2.07	1.17
1:J:641:LYS:CE	4:7:348:SER:O	1.93	1.17
4:6:290:ARG:NH2	4:8:202:THR:HG23	1.59	1.17
4:7:290:ARG:NH2	4:V:202:THR:HG23	1.59	1.17
1:A:553:MLY:CE	4:6:45:VAL:HA	1.52	1.16
1:A:641:LYS:CB	1:A:647:GLN:NE2	2.07	1.16
1:G:201:ALA:O	1:G:202:SER:CB	1.92	1.16
1:D:538:GLU:OE2	4:5:355:MET:HE1	1.44	1.16
1:A:831:TRP:CD1	2:B:51:PHE:HZ	1.62	1.16
4:5:290:ARG:NH2	4:7:202:THR:HG23	1.59	1.16
4:8:290:ARG:NH2	4:W:202:THR:HG23	1.59	1.16
1:J:721:LYS:CG	1:J:736:GLN:CG	1.97	1.16

Continued on next page...

Continued from previous page...

Atom-1	Atom-2	Interatomic distance (Å)	Clash overlap (Å)
1:A:201:ALA:O	1:A:202:SER:HB3	1.35	1.16
1:D:822:SER:OG	2:E:88:LEU:CD2	1.92	1.16
4:V:290:ARG:NH2	4:X:202:THR:HG23	1.59	1.16
1:D:726:VAL:HB	1:D:782:MLY:CH1	1.75	1.16
1:J:510:TRP:CH2	1:J:768:MLY:CH1	2.28	1.16
1:J:800:ARG:NH1	3:L:149:VAL:HG13	1.59	1.16
1:J:215:GLN:HA	1:J:340:ILE:CG2	1.75	1.16
1:G:215:GLN:HA	1:G:340:ILE:CG2	1.75	1.16
1:G:739:ASP:HB3	1:G:742:LYS:HB3	1.21	1.16
2:K:144:VAL:CG1	2:K:153:ILE:HD11	1.65	1.16
2:K:117:LEU:CD1	2:K:147:ASN:HB3	1.76	1.16
1:J:510:TRP:CZ2	1:J:768:MLY:HH11	1.80	1.16
1:D:769:ALA:HB1	1:D:770:GLY:CA	1.74	1.16
1:J:538:GLU:C	4:7:349:LEU:HD11	1.54	1.16
1:G:642:LYS:CG	4:6:23:GLY:N	2.08	1.16
1:A:639:GLY:CA	4:4:345:ILE:HA	1.74	1.16
1:J:641:LYS:HD2	1:J:647:GLN:NE2	1.58	1.16
1:J:201:ALA:O	1:J:202:SER:CB	1.92	1.16
4:W:322:PRO:HB2	4:Y:244:ASP:OD2	1.39	1.16
4:3:290:ARG:NH2	4:5:202:THR:HG23	1.59	1.16
2:H:117:LEU:CD1	2:H:147:ASN:HB3	1.75	1.15
1:J:538:GLU:OE2	4:7:355:MET:HE1	1.44	1.15
1:G:93:MET:HE1	1:G:763:THR:CA	1.76	1.15
1:G:93:MET:CE	1:G:763:THR:CG2	2.25	1.15
1:G:553:MLY:HB3	4:8:46:GLY:CA	1.51	1.15
1:G:640:LYS:HB3	1:G:645:SER:OG	1.46	1.15
1:A:553:MLY:HB3	4:6:46:GLY:CA	1.51	1.15
1:A:641:LYS:HD2	1:A:647:GLN:NE2	1.59	1.15
1:A:641:LYS:CE	4:4:348:SER:O	1.93	1.15
2:H:111:SER:CA	2:H:148:VAL:O	1.95	1.15
1:J:640:LYS:HB3	1:J:645:SER:OG	1.45	1.15
1:D:649:VAL:HA	1:D:649:VAL:CG2	1.76	1.15
1:D:839:MLY:HH11	2:E:159:HIS:CD2	1.79	1.15
4:1:290:ARG:NH2	4:3:202:THR:HG23	1.59	1.15
4:X:290:ARG:NH2	4:Z:202:THR:HG23	1.59	1.15
1:J:749:GLY:O	3:L:114:LEU:HD21	1.45	1.15
4:0:290:ARG:NH2	4:2:202:THR:HG23	1.59	1.15
4:2:290:ARG:NH2	4:4:202:THR:HG23	1.59	1.15
1:D:721:LYS:HA	1:D:736:GLN:NE2	1.58	1.15
1:J:635:GLY:HA2	4:7:334:GLU:HG2	1.16	1.15
1:J:642:LYS:CG	4:7:23:GLY:N	2.08	1.15

Continued on next page...

Continued from previous page...

Atom-1	Atom-2	Interatomic distance (Å)	Clash overlap (Å)
1:J:721:LYS:HA	1:J:736:GLN:NE2	1.58	1.15
1:D:542:PHE:HA	4:5:143:TYR:CE1	1.82	1.15
1:D:538:GLU:C	4:5:349:LEU:HD11	1.54	1.15
1:A:639:GLY:HA3	4:4:344:SER:O	1.47	1.15
1:D:641:LYS:HD2	1:D:647:GLN:NE2	1.59	1.15
1:G:641:LYS:HD2	1:G:647:GLN:NE2	1.59	1.15
1:D:215:GLN:HA	1:D:340:ILE:CG2	1.75	1.15
2:E:111:SER:CB	2:E:148:VAL:C	1.93	1.15
2:H:121:LEU:CA	2:H:128:PHE:HB3	1.77	1.15
1:J:542:PHE:HA	4:7:143:TYR:CE1	1.82	1.15
1:A:542:PHE:HA	4:4:143:TYR:CE1	1.82	1.15
1:D:642:LYS:CG	4:5:23:GLY:N	2.08	1.15
1:A:215:GLN:HA	1:A:340:ILE:CG2	1.76	1.15
2:B:117:LEU:CD1	2:B:147:ASN:HB3	1.76	1.14
1:J:757:GLN:CG	1:J:776:GLU:CG	2.23	1.14
1:D:639:GLY:CA	4:5:345:ILE:HA	1.73	1.14
1:G:639:GLY:HA2	4:6:345:ILE:HA	1.26	1.14
1:G:639:GLY:HA3	4:6:344:SER:O	1.46	1.14
1:D:640:LYS:HB3	1:D:645:SER:OG	1.46	1.14
1:A:649:VAL:HG13	1:A:649:VAL:HG22	1.21	1.14
1:A:642:LYS:CG	4:4:23:GLY:N	2.09	1.14
1:J:649:VAL:CG2	1:J:649:VAL:HA	1.76	1.14
4:3:287:ILE:HG21	4:5:205:GLU:HG2	1.17	1.14
4:1:287:ILE:HG21	4:3:205:GLU:HG2	1.17	1.14
1:J:739:ASP:HB3	1:J:742:LYS:HB3	1.21	1.14
2:E:111:SER:CA	2:E:148:VAL:O	1.95	1.14
1:D:726:VAL:HG23	1:D:782:MLY:HH22	1.16	1.14
1:G:542:PHE:HA	4:6:143:TYR:CE1	1.82	1.14
1:A:813:ILE:HG22	2:B:127:ARG:CZ	1.77	1.14
2:E:121:LEU:CA	2:E:128:PHE:HB3	1.77	1.14
2:K:121:LEU:C	2:K:128:PHE:HB2	1.67	1.14
2:K:111:SER:CA	2:K:148:VAL:O	1.95	1.14
1:J:768:MLY:NZ	1:J:772:LEU:HD22	1.62	1.14
1:J:639:GLY:HA3	4:7:344:SER:O	1.46	1.14
1:A:795:ARG:HE	3:C:118:MET:HE1	1.04	1.14
1:A:836:PHE:CE2	2:B:160:GLY:HA3	1.81	1.14
1:D:641:LYS:NZ	4:5:348:SER:O	1.80	1.14
1:J:797:PHE:HD1	3:L:149:VAL:CG1	1.59	1.14
1:A:149:GLN:CG	1:A:719:ASP:OD1	1.96	1.14
1:D:201:ALA:O	1:D:202:SER:HB3	1.36	1.14
1:G:649:VAL:HA	1:G:649:VAL:CG2	1.76	1.14

Continued on next page...

Continued from previous page...

Atom-1	Atom-2	Interatomic distance (Å)	Clash overlap (Å)
1:D:839:MLY:HH13	2:E:159:HIS:CD2	1.82	1.14
2:E:117:LEU:HD12	2:E:147:ASN:OD1	1.32	1.14
1:D:736:GLN:N	1:D:743:ALA:CB	2.05	1.14
2:B:121:LEU:CA	2:B:128:PHE:HB3	1.78	1.14
2:B:111:SER:CA	2:B:148:VAL:O	1.95	1.14
2:K:121:LEU:CA	2:K:128:PHE:HB3	1.77	1.14
1:D:635:GLY:HA2	4:5:334:GLU:HG2	1.16	1.14
1:G:641:LYS:CE	4:6:348:SER:O	1.93	1.14
1:A:640:LYS:HB3	1:A:645:SER:OG	1.46	1.14
1:A:501:GLU:HG2	1:A:762:HIS:ND1	1.62	1.14
4:6:322:PRO:HB2	4:8:244:ASP:OD2	1.39	1.14
2:B:117:LEU:HD12	2:B:147:ASN:OD1	1.32	1.14
1:J:757:GLN:HG2	1:J:776:GLU:CG	1.76	1.14
1:G:831:TRP:NE1	2:H:67:MET:HG2	1.63	1.14
1:A:649:VAL:CG2	1:A:649:VAL:HA	1.76	1.14
1:G:599:ASN:OD1	1:G:649:VAL:CB	1.96	1.14
4:5:287:ILE:HG21	4:7:205:GLU:HG2	1.17	1.14
2:H:117:LEU:HD12	2:H:147:ASN:OD1	1.32	1.13
2:K:112:ILE:O	2:K:147:ASN:O	1.65	1.13
1:D:641:LYS:HG3	1:D:647:GLN:HG3	1.20	1.13
1:G:649:VAL:HG22	1:G:649:VAL:HG13	1.21	1.13
1:D:739:ASP:HB3	1:D:742:LYS:HB3	1.21	1.13
1:G:768:MLY:HD3	1:G:772:LEU:HD22	1.19	1.13
2:B:121:LEU:C	2:B:128:PHE:HB2	1.67	1.13
1:D:830:PRO:CG	2:E:67:MET:HE1	1.77	1.13
1:J:541:MET:C	4:7:143:TYR:OH	1.87	1.13
1:D:639:GLY:HA3	4:5:344:SER:O	1.46	1.13
1:G:93:MET:HE1	1:G:763:THR:C	1.67	1.13
1:G:84:MLY:HH11	1:G:715:VAL:CG1	1.76	1.13
2:H:112:ILE:O	2:H:147:ASN:O	1.65	1.13
1:D:834:LEU:CD1	2:E:54:MET:HG3	1.78	1.13
1:G:538:GLU:C	4:6:349:LEU:HD11	1.54	1.13
1:A:641:LYS:CE	1:A:647:GLN:OE1	1.97	1.13
1:A:599:ASN:OD1	1:A:649:VAL:CB	1.96	1.13
1:D:599:ASN:OD1	1:D:649:VAL:CB	1.96	1.13
1:G:768:MLY:HD3	1:G:772:LEU:CD2	1.79	1.13
1:A:768:MLY:HB3	1:A:771:LEU:HD13	1.31	1.13
1:J:831:TRP:HZ2	2:K:47:LEU:HD22	1.08	1.13
1:A:795:ARG:HH21	3:C:116:GLU:HB3	1.01	1.13
1:J:641:LYS:CE	1:J:647:GLN:OE1	1.97	1.13
1:J:599:ASN:OD1	1:J:649:VAL:CB	1.96	1.13

Continued on next page...

Continued from previous page...

Atom-1	Atom-2	Interatomic distance (Å)	Clash overlap (Å)
1:D:726:VAL:CB	1:D:782:MLY:HH13	1.77	1.13
1:J:510:TRP:CZ3	1:J:768:MLY:HH11	1.83	1.12
1:D:541:MET:C	4:5:143:TYR:OH	1.87	1.12
1:G:639:GLY:CA	4:6:345:ILE:HA	1.73	1.12
1:G:541:MET:C	4:6:143:TYR:OH	1.87	1.12
1:A:800:ARG:NH1	3:C:149:VAL:HG13	1.61	1.13
1:A:541:MET:C	4:4:143:TYR:OH	1.87	1.12
1:D:201:ALA:O	1:D:202:SER:CB	1.92	1.12
1:A:831:TRP:NE1	2:B:51:PHE:HZ	1.32	1.13
4:W:287:ILE:HG21	4:Y:205:GLU:HG2	1.17	1.12
1:D:724:TYR:CE1	1:D:778:MET:HB3	1.85	1.12
2:B:112:ILE:O	2:B:147:ASN:O	1.65	1.12
1:D:831:TRP:CZ3	2:E:34:ILE:CG2	2.32	1.12
1:A:839:MLY:HH21	2:B:158:THR:HG22	1.30	1.12
1:D:641:LYS:CE	1:D:647:GLN:OE1	1.97	1.12
1:A:641:LYS:NZ	4:4:348:SER:O	1.80	1.12
1:G:641:LYS:NZ	4:6:348:SER:O	1.80	1.12
1:G:834:LEU:CD1	2:H:51:PHE:CE1	2.30	1.12
2:K:111:SER:HB3	2:K:148:VAL:O	1.50	1.12
1:D:538:GLU:O	4:5:349:LEU:HD11	1.35	1.12
1:G:641:LYS:CE	1:G:647:GLN:OE1	1.97	1.12
1:A:201:ALA:O	1:A:202:SER:CB	1.92	1.12
1:G:819:ASN:CG	2:H:92:ASP:HB2	1.62	1.12
4:7:287:ILE:HG21	4:V:205:GLU:HG2	1.17	1.12
1:D:507:GLY:O	1:D:761:GLY:CA	1.97	1.12
2:B:121:LEU:O	2:B:128:PHE:HB2	0.94	1.12
1:J:821:ARG:NH2	2:K:127:ARG:CG	2.13	1.12
1:J:92:ALA:O	1:J:714:ARG:HD2	1.49	1.12
1:J:829:TRP:CH2	2:K:84:PHE:CZ	2.38	1.12
1:A:707:CYS:HA	1:A:714:ARG:HH12	1.11	1.12
1:J:623:PHE:CG	1:J:623:PHE:CB	2.33	1.12
2:E:112:ILE:O	2:E:147:ASN:O	1.65	1.12
1:G:538:GLU:OE2	4:6:355:MET:HE1	1.50	1.12
1:A:530:MET:HE2	4:4:354:GLN:HG2	1.30	1.12
1:J:795:ARG:NH2	3:L:116:GLU:OE2	1.83	1.12
1:A:707:CYS:HA	1:A:714:ARG:NH1	1.64	1.12
3:C:48:LYS:C	3:C:52:ASN:ND2	2.03	1.12
3:I:48:LYS:C	3:I:52:ASN:ND2	2.03	1.11
1:G:788:THR:C	3:I:42:THR:HG22	1.56	1.11
1:J:641:LYS:NZ	4:7:348:SER:O	1.80	1.11
1:G:649:VAL:HG12	1:G:649:VAL:O	0.94	1.11

Continued on next page...

Continued from previous page...

Atom-1	Atom-2	Interatomic distance (Å)	Clash overlap (Å)
2:B:117:LEU:HB2	2:B:147:ASN:CG	1.70	1.11
1:A:798:LEU:HD11	3:C:126:LEU:HD21	1.29	1.11
1:G:819:ASN:CG	2:H:90:GLY:O	1.88	1.11
4:V:322:PRO:HB2	4:X:244:ASP:OD2	1.39	1.11
4:7:290:ARG:CZ	4:V:202:THR:HG21	1.81	1.11
4:8:290:ARG:CZ	4:W:202:THR:HG21	1.81	1.11
4:8:287:ILE:HG21	4:W:205:GLU:HG2	1.17	1.11
4:5:290:ARG:CZ	4:7:202:THR:HG21	1.81	1.11
3:L:24:LYS:CB	3:L:63:ILE:O	1.99	1.11
2:H:117:LEU:HB2	2:H:147:ASN:CG	1.70	1.11
2:H:111:SER:CB	2:H:148:VAL:C	1.93	1.11
1:G:736:GLN:N	1:G:743:ALA:CB	2.04	1.11
1:D:641:LYS:CE	1:D:647:GLN:CD	2.18	1.11
1:A:814:PHE:CD1	2:B:127:ARG:NH2	2.16	1.11
1:A:649:VAL:O	1:A:649:VAL:HG12	0.94	1.11
4:0:290:ARG:CZ	4:2:202:THR:HG21	1.81	1.11
3:C:24:LYS:CB	3:C:63:ILE:O	1.99	1.11
1:D:623:PHE:CG	1:D:623:PHE:CB	2.33	1.11
1:G:798:LEU:HD13	3:I:126:LEU:CD2	1.67	1.11
1:G:817:GLN:CD	2:H:127:ARG:HD2	1.68	1.11
1:D:834:LEU:CD1	2:E:54:MET:CG	2.28	1.11
1:J:641:LYS:CE	1:J:647:GLN:CD	2.18	1.11
1:J:798:LEU:HD22	3:L:126:LEU:CD1	1.79	1.11
4:6:290:ARG:CZ	4:8:202:THR:HG21	1.81	1.11
1:A:623:PHE:CG	1:A:623:PHE:CB	2.33	1.11
3:F:48:LYS:C	3:F:52:ASN:ND2	2.03	1.11
1:D:530:MET:HE2	4:5:354:GLN:HG2	1.22	1.10
1:D:530:MET:CE	4:5:354:GLN:HG2	1.80	1.10
1:G:93:MET:SD	1:G:716:LEU:CD1	2.39	1.10
1:D:799:MET:SD	3:F:32:ASP:CA	2.38	1.10
2:E:117:LEU:HB2	2:E:147:ASN:CG	1.70	1.10
2:E:121:LEU:O	2:E:128:PHE:HB2	0.94	1.10
1:D:798:LEU:HD11	3:F:126:LEU:HD21	1.27	1.10
1:J:84:MLY:HH11	1:J:715:VAL:CG1	1.70	1.10
1:J:538:GLU:O	4:7:349:LEU:HD11	1.35	1.10
1:J:530:MET:CE	4:7:354:GLN:HG2	1.80	1.10
1:G:641:LYS:HG3	1:G:647:GLN:HG3	1.21	1.10
1:G:641:LYS:CE	1:G:647:GLN:CD	2.18	1.10
4:W:290:ARG:CZ	4:Y:202:THR:HG21	1.81	1.10
1:G:623:PHE:CG	1:G:623:PHE:CB	2.33	1.10
1:G:838:ILE:HD11	2:H:54:MET:HE1	1.19	1.10

Continued on next page...

Continued from previous page...

Atom-1	Atom-2	Interatomic distance (Å)	Clash overlap (Å)
1:J:218:LEU:HB2	1:J:221:GLN:HG3	1.17	1.10
1:G:730:SER:OG	3:I:109:HIS:CG	2.05	1.10
1:A:641:LYS:CE	1:A:647:GLN:CD	2.18	1.10
1:D:649:VAL:HG13	1:D:649:VAL:HG22	1.21	1.10
4:V:287:ILE:HG21	4:X:205:GLU:HG2	1.17	1.10
4:V:290:ARG:CZ	4:X:202:THR:HG21	1.81	1.10
4:2:290:ARG:CZ	4:4:202:THR:HG21	1.81	1.10
3:L:48:LYS:C	3:L:52:ASN:ND2	2.03	1.10
2:H:121:LEU:O	2:H:128:PHE:HB2	0.94	1.10
1:A:218:LEU:HB2	1:A:221:GLN:HG3	1.17	1.10
1:J:553:MLY:CE	4:V:45:VAL:HA	1.52	1.10
1:J:797:PHE:CD1	3:L:149:VAL:CG1	2.34	1.10
1:J:800:ARG:NE	3:L:149:VAL:HG22	1.65	1.10
1:A:202:SER:CA	1:A:207:LYS:HE2	1.82	1.10
4:3:290:ARG:CZ	4:5:202:THR:HG21	1.81	1.10
1:D:831:TRP:CD1	2:E:67:MET:SD	2.45	1.10
1:D:831:TRP:CZ2	2:E:47:LEU:CB	2.23	1.10
1:J:641:LYS:HE3	1:J:647:GLN:OE1	1.50	1.10
1:A:641:LYS:HE3	1:A:647:GLN:OE1	1.50	1.10
1:D:817:GLN:CD	2:E:127:ARG:NE	2.04	1.10
1:G:202:SER:CA	1:G:207:LYS:HE2	1.82	1.10
1:A:822:SER:OG	2:B:88:LEU:CD2	2.00	1.10
1:D:822:SER:CB	2:E:88:LEU:HD23	1.82	1.10
1:D:734:GLU:O	1:D:738:MET:HG2	1.51	1.09
1:A:721:LYS:HA	1:A:736:GLN:CD	1.73	1.09
1:J:768:MLY:HD3	1:J:772:LEU:HB3	1.30	1.09
1:A:799:MET:SD	3:C:32:ASP:CB	2.38	1.09
1:D:639:GLY:HA2	4:5:345:ILE:HA	1.26	1.09
1:J:641:LYS:HD2	1:J:647:GLN:CD	1.70	1.09
1:D:817:GLN:HE21	2:E:127:ARG:HG2	1.12	1.09
1:A:739:ASP:HB3	1:A:742:LYS:HB3	1.21	1.09
4:6:287:ILE:HG21	4:8:205:GLU:HG2	1.17	1.09
3:I:24:LYS:CB	3:I:63:ILE:O	1.99	1.09
2:E:121:LEU:C	2:E:128:PHE:HB2	1.67	1.09
1:D:768:MLY:O	1:D:771:LEU:HD11	1.29	1.09
1:G:530:MET:CE	4:6:354:GLN:HG2	1.80	1.09
1:D:218:LEU:HB2	1:D:221:GLN:HG3	1.17	1.09
1:A:530:MET:CE	4:4:354:GLN:HG2	1.80	1.09
1:A:538:GLU:HA	4:4:349:LEU:CD1	1.54	1.09
1:J:649:VAL:O	1:J:649:VAL:HG12	0.94	1.09
4:4:290:ARG:CZ	4:6:202:THR:HG21	1.81	1.09

Continued on next page...

Continued from previous page...

Atom-1	Atom-2	Interatomic distance (Å)	Clash overlap (Å)
1:J:571:ALA:O	1:J:572:LYS:HG3	1.52	1.09
2:K:121:LEU:O	2:K:128:PHE:HB2	0.94	1.09
1:J:754:ASP:OD2	1:J:776:GLU:CA	1.99	1.09
1:G:218:LEU:HB2	1:G:221:GLN:HG3	1.17	1.09
1:J:93:MET:O	1:J:714:ARG:O	1.71	1.09
1:J:721:LYS:HA	1:J:736:GLN:CD	1.73	1.09
1:J:641:LYS:HG3	1:J:647:GLN:HG3	1.20	1.09
4:X:290:ARG:CZ	4:Z:202:THR:HG21	1.81	1.09
3:F:24:LYS:CB	3:F:63:ILE:O	1.99	1.09
1:D:571:ALA:O	1:D:572:LYS:HG3	1.52	1.09
2:H:121:LEU:C	2:H:128:PHE:HB2	1.67	1.09
2:K:121:LEU:C	2:K:128:PHE:HB3	1.71	1.09
1:G:831:TRP:NE1	2:H:67:MET:CG	2.13	1.09
1:G:831:TRP:HE1	2:H:67:MET:HG2	0.92	1.09
1:J:734:GLU:O	1:J:738:MET:HG2	1.51	1.09
1:G:707:CYS:CB	1:G:714:ARG:HH12	1.65	1.09
1:G:84:MLY:HH12	1:G:715:VAL:HG13	1.32	1.09
1:D:641:LYS:HE3	1:D:647:GLN:OE1	1.50	1.09
1:J:201:ALA:O	1:J:202:SER:HB3	1.36	1.09
1:D:649:VAL:O	1:D:649:VAL:HG12	0.94	1.09
1:J:649:VAL:HG13	1:J:649:VAL:HG22	1.21	1.09
4:1:290:ARG:CZ	4:3:202:THR:HG21	1.81	1.09
4:0:287:ILE:HG21	4:2:205:GLU:HG2	1.17	1.09
1:D:809:ARG:NH1	2:E:124:GLY:HA2	1.68	1.09
1:G:791:GLN:OE1	3:I:116:GLU:HB2	1.52	1.09
1:A:734:GLU:O	1:A:738:MET:HG2	1.51	1.09
2:H:111:SER:OG	2:H:148:VAL:O	1.71	1.09
1:G:821:ARG:HH22	2:H:127:ARG:CG	1.63	1.09
2:K:117:LEU:HB2	2:K:147:ASN:CG	1.70	1.09
1:J:643:GLY:O	1:J:644:SER:OG	1.70	1.09
1:G:84:MLY:HH13	1:G:715:VAL:HG13	1.17	1.09
1:D:202:SER:CA	1:D:207:LYS:HE2	1.82	1.09
1:D:721:LYS:HA	1:D:736:GLN:CD	1.73	1.08
2:K:111:SER:OG	2:K:148:VAL:O	1.71	1.08
1:D:829:TRP:HE1	2:E:67:MET:CG	1.64	1.08
1:D:530:MET:HE2	4:5:354:GLN:CG	1.82	1.08
1:G:538:GLU:HA	4:6:349:LEU:CD1	1.55	1.08
1:A:798:LEU:HD13	3:C:126:LEU:HD21	1.09	1.08
4:X:287:ILE:HG21	4:Z:205:GLU:HG2	1.17	1.08
1:D:721:LYS:HG3	1:D:736:GLN:HG2	1.25	1.08
2:B:111:SER:CB	2:B:148:VAL:C	1.93	1.08

Continued on next page...

Continued from previous page...

Atom-1	Atom-2	Interatomic distance (Å)	Clash overlap (Å)
1:J:769:ALA:CB	1:J:770:GLY:CA	2.31	1.08
1:D:800:ARG:CB	3:F:149:VAL:HG22	1.83	1.08
1:J:95:THR:OG1	1:J:713:SER:HB3	1.50	1.08
1:D:834:LEU:CD2	2:E:54:MET:HG3	1.82	1.08
1:J:639:GLY:CA	4:7:345:ILE:HA	1.73	1.08
1:J:84:MLY:HH13	1:J:715:VAL:HG13	1.28	1.08
1:A:635:GLY:HA2	4:4:334:GLU:HG2	1.16	1.08
1:J:797:PHE:CD1	3:L:149:VAL:HG11	1.88	1.08
4:4:287:ILE:HG21	4:6:205:GLU:HG2	1.17	1.08
2:E:111:SER:HB3	2:E:148:VAL:O	1.50	1.08
1:G:734:GLU:O	1:G:738:MET:HG2	1.51	1.08
1:J:736:GLN:HA	1:J:743:ALA:HB3	1.35	1.08
1:G:530:MET:HE2	4:6:354:GLN:HG2	1.27	1.08
1:A:639:GLY:HA2	4:4:345:ILE:HA	1.26	1.08
1:J:202:SER:CA	1:J:207:LYS:HE2	1.82	1.08
2:E:111:SER:OG	2:E:148:VAL:O	1.71	1.08
1:J:639:GLY:HA2	4:7:345:ILE:HA	1.26	1.08
1:A:798:LEU:HD11	3:C:126:LEU:CD2	1.79	1.08
2:E:121:LEU:C	2:E:128:PHE:HB3	1.72	1.07
2:E:111:SER:CB	2:E:148:VAL:O	0.78	1.07
2:B:121:LEU:C	2:B:128:PHE:HB3	1.72	1.07
2:B:111:SER:CB	2:B:148:VAL:O	0.78	1.07
1:J:768:MLY:HH22	1:J:772:LEU:HB2	1.36	1.07
1:J:529:PRO:HB3	4:7:353:GLN:OE1	1.53	1.07
1:G:721:LYS:HG3	1:G:736:GLN:HG2	1.25	1.07
1:G:643:GLY:O	1:G:644:SER:OG	1.70	1.07
1:G:641:LYS:HE3	1:G:647:GLN:OE1	1.50	1.07
1:D:643:GLY:O	1:D:644:SER:OG	1.70	1.07
4:2:287:ILE:HG21	4:4:205:GLU:HG2	1.17	1.07
2:H:111:SER:CB	2:H:148:VAL:O	0.77	1.07
1:J:530:MET:HE2	4:7:354:GLN:CG	1.84	1.07
1:G:721:LYS:HA	1:G:736:GLN:CD	1.73	1.07
1:D:409:GLY:N	1:D:636:LYS:HG3	1.69	1.07
1:D:529:PRO:HB3	4:5:353:GLN:OE1	1.53	1.07
1:D:638:GLY:CA	4:5:341:ILE:O	2.01	1.07
1:A:409:GLY:N	1:A:636:LYS:HG3	1.69	1.07
1:A:501:GLU:O	1:A:762:HIS:NE2	1.87	1.07
1:J:831:TRP:CZ2	2:K:47:LEU:HD22	1.88	1.07
2:K:111:SER:CB	2:K:148:VAL:O	0.78	1.07
1:D:769:ALA:HB1	1:D:770:GLY:C	1.72	1.07
1:G:529:PRO:HB3	4:6:353:GLN:OE1	1.53	1.07

Continued on next page...

Continued from previous page...

Atom-1	Atom-2	Interatomic distance (Å)	Clash overlap (Å)
1:G:641:LYS:CG	1:G:647:GLN:CG	2.16	1.07
1:G:641:LYS:HB2	1:G:647:GLN:NE2	1.68	1.07
1:G:72:VAL:HG13	1:G:76:GLN:HB3	1.36	1.07
2:K:111:SER:CB	2:K:148:VAL:C	1.93	1.07
1:J:541:MET:SD	4:7:345:ILE:O	2.13	1.07
1:J:638:GLY:CA	4:7:341:ILE:O	2.01	1.07
1:D:541:MET:SD	4:5:345:ILE:O	2.12	1.07
1:G:409:GLY:N	1:G:636:LYS:HG3	1.69	1.07
1:A:529:PRO:HB3	4:4:353:GLN:OE1	1.53	1.07
1:A:839:MLY:HD2	2:B:159:HIS:CG	1.88	1.07
1:A:641:LYS:HB2	1:A:647:GLN:NE2	1.68	1.07
1:G:638:GLY:CA	4:6:341:ILE:O	2.02	1.07
1:A:638:GLY:CA	4:4:341:ILE:O	2.01	1.07
1:A:541:MET:SD	4:4:345:ILE:O	2.12	1.07
1:J:793:ARG:HE	3:L:147:MET:HA	0.93	1.07
1:J:795:ARG:HD3	3:L:35:ARG:HH22	1.14	1.07
1:D:834:LEU:CG	2:E:54:MET:CG	2.32	1.06
1:J:409:GLY:N	1:J:636:LYS:HG3	1.69	1.06
1:A:502:GLU:HG3	1:A:761:GLY:HA3	1.34	1.06
1:J:768:MLY:CH2	1:J:772:LEU:CD2	2.12	1.06
1:G:831:TRP:HH2	2:H:47:LEU:HD21	1.13	1.06
1:G:635:GLY:HA2	4:6:334:GLU:HG2	1.16	1.06
1:A:643:GLY:O	1:A:644:SER:OG	1.69	1.06
2:E:114:LYS:HA	2:E:146:GLY:O	0.89	1.06
1:D:736:GLN:HA	1:D:743:ALA:HB3	1.34	1.06
2:H:111:SER:HB3	2:H:148:VAL:O	1.49	1.06
2:K:114:LYS:HA	2:K:146:GLY:O	0.89	1.06
1:D:542:PHE:CG	4:5:143:TYR:HE1	1.73	1.06
1:G:541:MET:SD	4:6:345:ILE:O	2.13	1.06
1:A:72:VAL:HG13	1:A:76:GLN:HB3	1.36	1.06
1:A:571:ALA:O	1:A:572:LYS:HG3	1.52	1.06
1:G:797:PHE:CD1	3:I:149:VAL:CG1	2.03	1.06
1:J:510:TRP:CZ3	1:J:768:MLY:CH1	2.39	1.06
1:D:576:GLU:HG2	1:D:577:ALA:N	1.66	1.06
1:A:736:GLN:HA	1:A:743:ALA:HB3	1.35	1.06
2:B:114:LYS:HA	2:B:146:GLY:O	0.89	1.06
2:B:111:SER:OG	2:B:148:VAL:O	1.71	1.06
1:D:768:MLY:O	1:D:771:LEU:CD1	0.76	1.06
1:A:795:ARG:CD	3:C:35:ARG:HH22	1.68	1.06
1:A:793:ARG:NE	3:C:147:MET:HG2	1.70	1.06
1:D:641:LYS:HE3	4:5:348:SER:O	1.55	1.06

Continued on next page...

Continued from previous page...

Atom-1	Atom-2	Interatomic distance (Å)	Clash overlap (Å)
1:G:571:ALA:O	1:G:572:LYS:HG3	1.52	1.06
2:E:140:PHE:O	2:E:141:PRO:O	1.74	1.05
2:K:140:PHE:O	2:K:141:PRO:O	1.75	1.05
1:G:635:GLY:HA3	4:6:341:ILE:HD13	1.36	1.05
1:A:800:ARG:NH1	3:C:149:VAL:C	2.08	1.05
1:D:641:LYS:HB2	1:D:647:GLN:NE2	1.68	1.05
1:J:769:ALA:CB	1:J:770:GLY:HA2	1.86	1.05
1:A:721:LYS:HG3	1:A:736:GLN:HG2	1.25	1.05
1:D:831:TRP:CH2	2:E:34:ILE:HG23	1.89	1.05
1:J:530:MET:CA	4:7:354:GLN:HG3	1.87	1.05
1:A:530:MET:CA	4:4:354:GLN:HG3	1.86	1.05
4:1:3:ASP:HA	4:1:6:THR:HB	1.36	1.05
1:D:795:ARG:HH21	3:F:116:GLU:CD	1.59	1.05
1:J:638:GLY:HA2	4:7:341:ILE:O	1.57	1.05
1:A:542:PHE:CG	4:4:143:TYR:HE1	1.73	1.05
1:J:641:LYS:HB2	1:J:647:GLN:NE2	1.68	1.05
1:J:641:LYS:HE3	4:7:348:SER:O	1.55	1.05
1:G:819:ASN:HA	2:H:90:GLY:O	0.87	1.05
1:D:72:VAL:HG13	1:D:76:GLN:HB3	1.36	1.05
4:Y:3:ASP:HA	4:Y:6:THR:HB	1.36	1.05
1:J:819:ASN:CA	2:K:90:GLY:O	2.04	1.05
1:G:542:PHE:CG	4:6:143:TYR:HE1	1.74	1.05
1:A:797:PHE:CD1	3:C:149:VAL:CG1	2.33	1.05
1:J:793:ARG:NE	3:L:147:MET:HA	1.71	1.05
1:J:797:PHE:HD1	3:L:149:VAL:HG12	1.21	1.05
1:J:795:ARG:HD2	3:L:35:ARG:NH1	1.72	1.05
1:A:800:ARG:CB	3:C:149:VAL:HG22	1.83	1.05
1:J:641:LYS:HE3	1:J:647:GLN:CD	1.77	1.05
1:J:800:ARG:HB3	3:L:149:VAL:HG21	1.35	1.05
1:J:72:VAL:HG13	1:J:76:GLN:HB3	1.36	1.05
2:H:114:LYS:HA	2:H:146:GLY:O	0.88	1.04
1:D:829:TRP:HE1	2:E:67:MET:HG2	0.88	1.04
1:D:530:MET:CA	4:5:354:GLN:HG3	1.87	1.04
1:A:635:GLY:HA3	4:4:341:ILE:HD13	1.37	1.04
1:A:505:MLY:CB	1:A:762:HIS:H	1.68	1.04
1:G:829:TRP:CH2	2:H:87:LYS:HE2	1.91	1.04
1:D:830:PRO:CD	2:E:67:MET:HE1	1.86	1.04
1:J:576:GLU:HG2	1:J:577:ALA:N	1.66	1.04
1:J:542:PHE:CG	4:7:143:TYR:HE1	1.73	1.04
1:J:736:GLN:N	1:J:743:ALA:CB	2.05	1.04
1:D:638:GLY:HA2	4:5:341:ILE:O	1.57	1.04

Continued on next page...

Continued from previous page...

Atom-1	Atom-2	Interatomic distance (Å)	Clash overlap (Å)
1:G:530:MET:HE2	4:6:354:GLN:CG	1.87	1.04
1:J:800:ARG:CZ	3:L:149:VAL:HG22	1.86	1.04
1:A:641:LYS:HE3	1:A:647:GLN:CD	1.77	1.04
1:A:599:ASN:HA	1:A:649:VAL:HB	1.06	1.04
1:A:834:LEU:CD1	2:B:54:MET:HG3	1.86	1.04
3:C:49:ILE:CA	3:C:52:ASN:HD22	1.70	1.04
1:G:757:GLN:OE1	1:G:772:LEU:CG	2.03	1.04
1:G:817:GLN:HB3	2:H:127:ARG:CD	1.86	1.04
1:G:769:ALA:HB1	1:G:770:GLY:HA2	1.37	1.04
1:A:641:LYS:HD2	1:A:647:GLN:CD	1.70	1.04
1:G:641:LYS:HE3	1:G:647:GLN:CD	1.77	1.04
1:J:795:ARG:NH1	3:L:35:ARG:HH12	1.56	1.04
4:0:290:ARG:CZ	4:2:202:THR:CG2	2.36	1.04
4:W:3:ASP:HA	4:W:6:THR:HB	1.36	1.04
1:A:757:GLN:HB3	1:A:771:LEU:HD13	1.32	1.04
2:B:111:SER:HB3	2:B:148:VAL:O	1.49	1.04
1:G:93:MET:O	1:G:714:ARG:O	1.76	1.04
1:A:795:ARG:NH2	3:C:116:GLU:HB3	1.70	1.04
1:A:529:PRO:C	4:4:354:GLN:HB3	1.78	1.04
1:G:789:ALA:CB	3:I:81:GLN:HE21	1.68	1.04
4:8:290:ARG:CZ	4:W:202:THR:CG2	2.36	1.04
4:2:3:ASP:HA	4:2:6:THR:HB	1.36	1.04
1:J:56:GLU:HB2	1:J:59:MLY:HB3	1.40	1.04
1:G:639:GLY:N	4:6:345:ILE:N	1.94	1.03
1:A:538:GLU:OE2	4:4:355:MET:HE1	1.55	1.03
1:D:641:LYS:HE3	1:D:647:GLN:CD	1.77	1.03
1:G:641:LYS:HD2	1:G:647:GLN:CD	1.70	1.03
1:D:202:SER:CA	1:D:207:LYS:CE	2.36	1.03
4:V:290:ARG:CZ	4:X:202:THR:CG2	2.36	1.03
4:2:290:ARG:CZ	4:4:202:THR:CG2	2.36	1.03
2:K:149:ASP:OD2	2:K:150:TYR:N	1.91	1.03
1:A:800:ARG:HH11	3:C:149:VAL:C	1.61	1.03
1:A:795:ARG:HH21	3:C:116:GLU:CB	1.71	1.03
1:G:599:ASN:HA	1:G:649:VAL:HB	1.05	1.03
1:A:502:GLU:OE1	1:A:763:THR:N	1.89	1.03
4:W:290:ARG:CZ	4:Y:202:THR:CG2	2.36	1.03
4:6:290:ARG:CZ	4:8:202:THR:CG2	2.36	1.03
4:X:290:ARG:CZ	4:Z:202:THR:CG2	2.36	1.03
4:4:3:ASP:HA	4:4:6:THR:HB	1.36	1.03
1:G:56:GLU:HB2	1:G:59:MLY:HB3	1.40	1.03
1:G:639:GLY:HA3	4:6:344:SER:C	1.78	1.03

Continued on next page...

Continued from previous page...

Atom-1	Atom-2	Interatomic distance (Å)	Clash overlap (Å)
1:A:642:LYS:HG3	4:4:23:GLY:H	0.87	1.03
3:F:49:ILE:CA	3:F:52:ASN:HD22	1.70	1.03
3:L:49:ILE:CA	3:L:52:ASN:HD22	1.71	1.03
2:B:140:PHE:O	2:B:141:PRO:O	1.75	1.03
1:J:553:MLY:HB3	4:V:46:GLY:CA	1.51	1.03
1:D:553:MLY:CB	4:7:46:GLY:CA	2.32	1.03
1:A:795:ARG:HD2	3:C:35:ARG:HH12	0.88	1.03
1:A:639:GLY:HA3	4:4:344:SER:C	1.78	1.03
1:A:836:PHE:CE2	2:B:160:GLY:CA	2.40	1.03
1:J:202:SER:CA	1:J:207:LYS:CE	2.36	1.03
3:I:49:ILE:CA	3:I:52:ASN:HD22	1.70	1.03
2:H:149:ASP:OD2	2:H:150:TYR:N	1.91	1.03
4:3:3:ASP:HA	4:3:6:THR:HB	1.36	1.03
1:J:93:MET:HG3	1:J:764:MLY:NZ	1.72	1.03
1:G:93:MET:HE3	1:G:763:THR:HB	1.03	1.03
1:G:557:GLU:N	4:8:48:GLY:CA	2.12	1.03
1:A:638:GLY:HA2	4:4:341:ILE:O	1.56	1.03
1:J:795:ARG:HE	3:L:118:MET:HE1	1.16	1.03
4:4:290:ARG:CZ	4:6:202:THR:CG2	2.36	1.03
4:7:290:ARG:CZ	4:V:202:THR:CG2	2.36	1.03
4:V:3:ASP:HA	4:V:6:THR:HB	1.36	1.03
4:X:3:ASP:HA	4:X:6:THR:HB	1.36	1.03
2:E:144:VAL:HG13	2:E:153:ILE:HD11	1.21	1.02
1:G:817:GLN:CB	2:H:127:ARG:HD2	1.89	1.02
1:G:836:PHE:CE2	2:H:160:GLY:N	2.26	1.02
2:H:140:PHE:O	2:H:141:PRO:O	1.75	1.02
1:J:541:MET:HB3	4:7:143:TYR:OH	1.59	1.02
1:G:529:PRO:C	4:6:354:GLN:HB3	1.79	1.02
1:G:642:LYS:HG3	4:6:23:GLY:H	0.85	1.02
1:A:541:MET:HB3	4:4:143:TYR:OH	1.60	1.02
1:A:641:LYS:HE3	4:4:348:SER:O	1.56	1.02
1:A:641:LYS:HG3	1:A:647:GLN:HG3	1.21	1.02
1:A:813:ILE:HG23	2:B:127:ARG:HD2	1.05	1.02
1:A:202:SER:CA	1:A:207:LYS:CE	2.36	1.02
1:A:646:PHE:HE2	1:A:652:LEU:HD21	1.24	1.02
1:A:834:LEU:HD11	2:B:54:MET:HB3	1.32	1.02
1:A:502:GLU:O	1:A:761:GLY:HA2	1.58	1.02
1:A:501:GLU:O	1:A:762:HIS:CD2	2.12	1.02
4:0:3:ASP:HA	4:0:6:THR:HB	1.36	1.02
4:8:3:ASP:HA	4:8:6:THR:HB	1.36	1.02
1:G:638:GLY:HA2	4:6:341:ILE:O	1.58	1.02

Continued on next page...

Continued from previous page...

Atom-1	Atom-2	Interatomic distance (Å)	Clash overlap (Å)
1:G:530:MET:CA	4:6:354:GLN:HG3	1.88	1.02
1:D:642:LYS:HG3	4:5:23:GLY:H	0.86	1.02
4:5:290:ARG:CZ	4:7:202:THR:CG2	2.36	1.02
4:6:3:ASP:HA	4:6:6:THR:HB	1.36	1.02
2:E:150:TYR:O	2:E:151:LYS:CB	2.06	1.02
2:K:144:VAL:HG11	2:K:153:ILE:HG12	1.37	1.02
2:K:144:VAL:HG13	2:K:153:ILE:HD11	1.21	1.02
1:J:639:GLY:HA3	4:7:344:SER:C	1.78	1.02
1:J:553:MLY:CB	4:V:46:GLY:CA	2.33	1.02
1:D:639:GLY:HA3	4:5:344:SER:C	1.78	1.02
1:A:800:ARG:CG	3:C:149:VAL:HG22	1.88	1.02
1:J:800:ARG:HB2	3:L:149:VAL:HG21	1.36	1.02
1:D:817:GLN:NE2	2:E:127:ARG:HG2	1.74	1.02
1:J:599:ASN:CA	1:J:649:VAL:HB	1.89	1.02
4:3:290:ARG:CZ	4:5:202:THR:CG2	2.36	1.02
3:L:24:LYS:CG	3:L:63:ILE:O	2.08	1.02
2:B:149:ASP:OD2	2:B:150:TYR:N	1.91	1.02
1:A:800:ARG:HB3	3:C:149:VAL:HG21	1.05	1.02
1:D:800:ARG:HD2	3:F:149:VAL:C	1.79	1.02
1:D:839:MLY:HH13	2:E:159:HIS:CG	1.94	1.02
4:6:287:ILE:HB	4:8:204:ALA:H	1.25	1.02
4:1:290:ARG:CZ	4:3:202:THR:CG2	2.36	1.02
3:F:24:LYS:HG2	3:F:63:ILE:O	1.59	1.02
4:7:3:ASP:HA	4:7:6:THR:HB	1.36	1.02
4:Z:3:ASP:HA	4:Z:6:THR:HB	1.36	1.02
2:B:121:LEU:HG	2:B:128:PHE:CA	1.59	1.02
1:J:754:ASP:HB2	1:J:776:GLU:HB3	1.38	1.02
1:G:736:GLN:HA	1:G:743:ALA:HB3	1.35	1.02
1:A:642:LYS:HD3	4:4:340:TRP:CZ3	1.95	1.02
1:A:642:LYS:HD3	4:4:340:TRP:CH2	1.95	1.02
1:D:507:GLY:HA3	1:D:762:HIS:CG	1.95	1.02
1:D:557:GLU:N	4:7:48:GLY:CA	2.12	1.01
1:G:576:GLU:HG2	1:G:577:ALA:H	0.85	1.01
1:D:814:PHE:CE1	2:E:127:ARG:NH2	2.26	1.01
4:W:290:ARG:NH2	4:Y:202:THR:CG2	2.23	1.01
4:8:290:ARG:NH2	4:W:202:THR:CG2	2.23	1.01
4:3:290:ARG:NH2	4:5:202:THR:CG2	2.23	1.01
4:1:290:ARG:NH2	4:3:202:THR:CG2	2.23	1.01
3:C:24:LYS:HG2	3:C:63:ILE:O	1.59	1.01
3:I:24:LYS:CG	3:I:63:ILE:O	2.08	1.01
1:J:98:HIS:HB3	1:J:100:PRO:HD2	1.42	1.01

Continued on next page...

Continued from previous page...

Atom-1	Atom-2	Interatomic distance (Å)	Clash overlap (Å)
2:H:144:VAL:HG13	2:H:153:ILE:HD11	1.21	1.01
1:D:830:PRO:CD	2:E:67:MET:CE	2.37	1.01
1:J:757:GLN:NE2	1:J:776:GLU:HG2	1.75	1.01
1:G:751:GLY:HA2	3:I:114:LEU:HD13	1.40	1.01
1:D:599:ASN:CA	1:D:649:VAL:HB	1.89	1.01
4:6:290:ARG:NH2	4:8:202:THR:CG2	2.23	1.01
4:1:287:ILE:HB	4:3:204:ALA:H	1.25	1.01
4:2:287:ILE:HB	4:4:204:ALA:H	1.25	1.01
3:I:49:ILE:HA	3:I:52:ASN:HD22	1.22	1.01
1:G:797:PHE:CG	3:I:149:VAL:HG11	1.95	1.01
2:E:144:VAL:HG11	2:E:153:ILE:HG12	1.38	1.01
2:B:144:VAL:HG11	2:B:153:ILE:HG12	1.38	1.01
1:J:635:GLY:HA3	4:7:341:ILE:HD13	1.36	1.01
1:A:639:GLY:N	4:4:345:ILE:N	1.94	1.01
1:A:599:ASN:CA	1:A:649:VAL:HB	1.89	1.01
1:J:599:ASN:HA	1:J:649:VAL:HB	1.05	1.01
1:A:822:SER:CB	2:B:88:LEU:HD23	1.91	1.01
4:W:287:ILE:HB	4:Y:204:ALA:H	1.26	1.01
4:5:290:ARG:NH2	4:7:202:THR:CG2	2.23	1.01
2:E:149:ASP:OD2	2:E:150:TYR:N	1.91	1.01
2:H:144:VAL:HG11	2:H:153:ILE:HG12	1.38	1.01
1:D:541:MET:HB3	4:5:143:TYR:OH	1.60	1.01
1:D:553:MLY:HG2	4:7:44:MET:O	1.59	1.01
1:G:641:LYS:HE3	1:G:647:GLN:HB2	1.42	1.01
1:G:202:SER:CA	1:G:207:LYS:CE	2.36	1.01
2:B:150:TYR:O	2:B:151:LYS:CB	2.07	1.01
1:D:788:THR:HG23	3:F:42:THR:HG21	1.42	1.01
2:K:121:LEU:CB	2:K:128:PHE:HB3	1.69	1.01
1:J:642:LYS:HG3	4:7:23:GLY:H	0.86	1.01
1:D:635:GLY:HA3	4:5:341:ILE:HD13	1.37	1.01
1:G:84:MLY:HH12	1:G:715:VAL:CG1	1.83	1.01
1:G:553:MLY:HG2	4:8:44:MET:O	1.60	1.01
1:A:793:ARG:HE	3:C:147:MET:HG2	1.24	1.01
1:J:641:LYS:HE3	1:J:647:GLN:HB2	1.43	1.01
4:4:290:ARG:NH2	4:6:202:THR:CG2	2.23	1.01
4:7:290:ARG:NH2	4:V:202:THR:CG2	2.23	1.01
3:C:48:LYS:O	3:C:52:ASN:ND2	1.94	1.01
3:I:48:LYS:O	3:I:52:ASN:ND2	1.94	1.01
3:L:48:LYS:O	3:L:52:ASN:ND2	1.94	1.01
2:E:163:ALA:O	2:K:22:THR:N	1.94	1.01
1:J:707:CYS:SG	1:J:714:ARG:NH1	2.31	1.00

Continued on next page...

Continued from previous page...

Atom-1	Atom-2	Interatomic distance (Å)	Clash overlap (Å)
1:J:642:LYS:HD3	4:7:340:TRP:CH2	1.96	1.00
1:J:553:MLY:HG2	4:V:44:MET:O	1.59	1.00
1:J:557:GLU:N	4:V:48:GLY:CA	2.12	1.00
1:J:646:PHE:HE2	1:J:652:LEU:HD21	1.24	1.00
1:J:84:MLY:HH12	1:J:715:VAL:HG13	1.03	1.00
1:D:553:MLY:HB3	4:7:46:GLY:CA	1.51	1.00
1:G:646:PHE:HE2	1:G:652:LEU:HD21	1.24	1.00
1:D:206:LYS:HD2	1:D:217:THR:HG23	1.41	1.00
1:G:599:ASN:CA	1:G:649:VAL:HB	1.89	1.00
1:A:502:GLU:CA	1:A:761:GLY:HA3	1.91	1.00
3:I:24:LYS:HG2	3:I:63:ILE:O	1.59	1.00
4:5:3:ASP:HA	4:5:6:THR:HB	1.36	1.00
1:G:800:ARG:HD2	3:I:149:VAL:CG2	1.90	1.00
1:A:206:LYS:HD2	1:A:217:THR:HG23	1.41	1.00
1:D:769:ALA:HA	1:D:771:LEU:HA	1.42	1.00
1:G:93:MET:HE1	1:G:763:THR:CG2	1.86	1.00
1:G:642:LYS:HD3	4:6:340:TRP:CH2	1.96	1.00
1:A:800:ARG:HD2	3:C:149:VAL:C	1.81	1.00
1:A:534:SER:O	4:4:351:THR:HA	1.60	1.00
1:A:530:MET:HE2	4:4:354:GLN:CG	1.91	1.00
1:J:800:ARG:CG	3:L:149:VAL:CG2	2.38	1.00
1:A:149:GLN:HG2	1:A:719:ASP:OD1	1.57	1.00
1:D:800:ARG:HB3	3:F:149:VAL:HG22	1.38	1.00
1:D:599:ASN:HA	1:D:649:VAL:HB	1.05	1.00
1:A:501:GLU:O	1:A:762:HIS:CE1	2.14	1.00
4:5:287:ILE:HB	4:7:204:ALA:H	1.25	1.00
4:X:287:ILE:HB	4:Z:204:ALA:H	1.25	1.00
3:L:24:LYS:HG2	3:L:63:ILE:O	1.59	1.00
1:J:529:PRO:C	4:7:354:GLN:HB3	1.77	1.00
1:J:90:ASP:CB	1:J:764:MLY:HH21	1.89	1.00
1:J:534:SER:C	4:7:351:THR:HA	1.81	1.00
1:G:534:SER:C	4:6:351:THR:HA	1.82	1.00
1:G:534:SER:O	4:6:351:THR:HA	1.60	1.00
1:A:576:GLU:HG2	1:A:577:ALA:H	0.85	1.00
1:A:641:LYS:HE3	1:A:647:GLN:CB	1.91	1.00
1:G:215:GLN:CA	1:G:340:ILE:HG23	1.92	1.00
4:2:290:ARG:NH2	4:4:202:THR:CG2	2.23	1.00
3:F:49:ILE:HA	3:F:52:ASN:HD22	1.22	1.00
3:F:24:LYS:CG	3:F:63:ILE:O	2.08	1.00
1:D:809:ARG:NH1	2:E:124:GLY:CA	2.23	1.00
1:D:174:SER:HB3	1:D:667:THR:HG21	1.44	1.00

Continued on next page...

Continued from previous page...

Atom-1	Atom-2	Interatomic distance (Å)	Clash overlap (Å)
1:A:736:GLN:N	1:A:743:ALA:CB	2.05	1.00
1:J:642:LYS:HD3	4:7:340:TRP:CZ3	1.96	1.00
1:G:576:GLU:CG	1:G:577:ALA:H	1.75	1.00
1:G:642:LYS:HD3	4:6:340:TRP:CZ3	1.96	1.00
1:G:641:LYS:HE3	1:G:647:GLN:CB	1.91	1.00
1:D:642:LYS:HD3	4:5:340:TRP:CZ3	1.95	1.00
4:0:286:ASP:OD1	4:2:203:THR:HG22	1.62	1.00
3:C:24:LYS:CG	3:C:63:ILE:O	2.08	1.00
2:H:150:TYR:O	2:H:151:LYS:CB	2.06	1.00
1:J:174:SER:HB3	1:J:667:THR:HG21	1.44	1.00
1:J:757:GLN:OE1	1:J:772:LEU:C	2.00	1.00
1:J:93:MET:HG2	1:J:764:MLY:CD	1.78	1.00
1:D:534:SER:O	4:5:351:THR:HA	1.60	1.00
1:G:541:MET:HB3	4:6:143:TYR:OH	1.59	1.00
1:D:218:LEU:CA	1:D:221:GLN:HG3	1.91	1.00
1:D:641:LYS:HE3	1:D:647:GLN:HB2	1.42	1.00
1:A:641:LYS:HE3	1:A:647:GLN:HB2	1.42	1.00
1:D:809:ARG:HH12	2:E:124:GLY:HA2	1.27	1.00
1:D:831:TRP:HD1	2:E:67:MET:SD	1.81	1.00
1:G:206:LYS:HD2	1:G:217:THR:HG23	1.41	1.00
1:D:642:LYS:HD3	4:5:340:TRP:CH2	1.95	1.00
1:A:56:GLU:HB2	1:A:59:MLY:HB3	1.40	1.00
1:A:576:GLU:CG	1:A:577:ALA:H	1.75	1.00
4:W:286:ASP:OD1	4:Y:203:THR:HG22	1.62	1.00
4:6:286:ASP:OD1	4:8:203:THR:HG22	1.62	1.00
4:7:286:ASP:OD1	4:V:203:THR:HG22	1.62	1.00
4:V:290:ARG:NH2	4:X:202:THR:CG2	2.24	1.00
1:G:98:HIS:HB3	1:G:100:PRO:HD2	1.42	1.00
1:D:98:HIS:HB3	1:D:100:PRO:HD2	1.42	0.99
2:K:141:PRO:HB2	2:K:142:PRO:HD2	1.44	0.99
1:J:206:LYS:HD2	1:J:217:THR:HG23	1.41	0.99
1:A:795:ARG:HD3	3:C:35:ARG:HH22	1.25	0.99
1:A:576:GLU:HG2	1:A:577:ALA:N	1.66	0.99
4:V:286:ASP:OD1	4:X:203:THR:HG22	1.62	0.99
4:0:290:ARG:NH2	4:2:202:THR:CG2	2.23	0.99
2:B:139:ALA:O	2:B:141:PRO:HD3	1.62	0.99
1:J:218:LEU:CA	1:J:221:GLN:HG3	1.91	0.99
1:D:800:ARG:CB	3:F:149:VAL:CG2	2.37	0.99
1:A:501:GLU:CG	1:A:762:HIS:HD1	1.74	0.99
4:2:322:PRO:HB3	4:4:244:ASP:OD2	1.62	0.99
4:V:287:ILE:HB	4:X:204:ALA:H	1.25	0.99

Continued on next page...

Continued from previous page...

Atom-1	Atom-2	Interatomic distance (Å)	Clash overlap (Å)
4:X:290:ARG:NH2	4:Z:202:THR:CG2	2.23	0.99
3:F:48:LYS:O	3:F:52:ASN:ND2	1.94	0.99
1:D:56:GLU:HB2	1:D:59:MLY:HB3	1.40	0.99
1:A:612:GLN:HE22	1:A:627:GLY:CA	1.75	0.99
1:A:797:PHE:HD1	3:C:149:VAL:HG12	1.27	0.99
4:4:322:PRO:HB3	4:6:244:ASP:OD2	1.62	0.99
4:4:286:ASP:OD1	4:6:203:THR:HG22	1.62	0.99
2:E:139:ALA:O	2:E:141:PRO:HD3	1.62	0.99
1:D:792:ALA:HB1	3:F:40:ASN:CB	1.92	0.99
2:H:121:LEU:HG	2:H:128:PHE:CA	1.59	0.99
1:D:534:SER:C	4:5:351:THR:HA	1.81	0.99
1:D:639:GLY:CA	4:5:345:ILE:CA	2.41	0.99
1:A:534:SER:C	4:4:351:THR:HA	1.81	0.99
1:J:641:LYS:HE3	1:J:647:GLN:CB	1.91	0.99
1:G:649:VAL:CG1	1:G:649:VAL:HG22	1.92	0.99
1:A:502:GLU:CG	1:A:761:GLY:HA3	1.92	0.99
2:K:149:ASP:OD2	2:K:150:TYR:O	1.80	0.99
1:A:553:MLY:HG2	4:6:44:MET:O	1.59	0.99
1:A:834:LEU:HD11	2:B:54:MET:HG3	1.35	0.99
4:6:322:PRO:HB3	4:8:244:ASP:OD2	1.62	0.99
4:1:286:ASP:OD1	4:3:203:THR:HG22	1.62	0.99
1:D:612:GLN:HE22	1:D:627:GLY:CA	1.75	0.99
1:D:834:LEU:HD11	2:E:54:MET:CB	1.92	0.99
1:J:639:GLY:CA	4:7:345:ILE:CA	2.40	0.99
4:5:286:ASP:OD1	4:7:203:THR:HG22	1.62	0.99
4:8:287:ILE:HB	4:W:204:ALA:H	1.25	0.99
1:G:218:LEU:CA	1:G:221:GLN:HG3	1.91	0.99
1:D:529:PRO:C	4:5:354:GLN:HB3	1.78	0.99
1:A:836:PHE:HB3	2:B:161:GLU:CD	1.83	0.99
1:J:798:LEU:CD2	3:L:126:LEU:CD1	2.36	0.99
1:J:215:GLN:CA	1:J:340:ILE:HG23	1.91	0.99
2:E:149:ASP:OD2	2:E:150:TYR:O	1.80	0.99
1:A:218:LEU:CA	1:A:221:GLN:HG3	1.91	0.99
1:J:534:SER:O	4:7:351:THR:HG23	1.13	0.99
1:D:576:GLU:HG2	1:D:577:ALA:H	0.85	0.99
1:D:639:GLY:N	4:5:345:ILE:N	1.94	0.99
1:A:797:PHE:CE2	3:C:126:LEU:CD2	2.45	0.99
4:0:322:PRO:HB3	4:2:244:ASP:OD2	1.62	0.99
1:A:215:GLN:CA	1:A:340:ILE:HG23	1.92	0.99
4:X:286:ASP:OD1	4:Z:203:THR:HG22	1.62	0.99
1:A:98:HIS:HB3	1:A:100:PRO:HD2	1.42	0.99

Continued on next page...

Continued from previous page...

Atom-1	Atom-2	Interatomic distance (Å)	Clash overlap (Å)
1:G:530:MET:CE	4:6:354:GLN:CG	2.39	0.99
1:A:797:PHE:HE2	3:C:126:LEU:HD23	1.26	0.99
1:D:641:LYS:CG	4:5:348:SER:HB2	1.87	0.99
2:B:149:ASP:OD2	2:B:150:TYR:O	1.80	0.99
2:K:121:LEU:HG	2:K:128:PHE:CA	1.60	0.98
1:D:768:MLY:C	1:D:771:LEU:HD12	1.61	0.98
1:G:831:TRP:CZ2	2:H:67:MET:SD	2.56	0.98
4:8:322:PRO:HB3	4:W:244:ASP:OD2	1.62	0.98
4:3:287:ILE:HB	4:5:204:ALA:H	1.26	0.98
1:G:798:LEU:HD23	3:I:122:GLU:HB3	1.45	0.98
2:E:112:ILE:O	2:E:147:ASN:C	2.01	0.98
1:J:831:TRP:CZ2	2:K:47:LEU:CD2	2.47	0.98
1:J:508:ILE:CD1	1:J:759:ALA:CB	2.31	0.98
1:A:639:GLY:CA	4:4:345:ILE:CA	2.41	0.98
1:D:649:VAL:CG1	1:D:649:VAL:HG22	1.92	0.98
1:J:649:VAL:CG1	1:J:649:VAL:HG22	1.92	0.98
4:W:322:PRO:HB3	4:Y:244:ASP:OD2	1.62	0.98
4:1:322:PRO:HB3	4:3:244:ASP:OD2	1.62	0.98
1:G:788:THR:O	3:I:42:THR:HG22	1.62	0.98
2:B:141:PRO:HB2	2:B:142:PRO:HD2	1.44	0.98
1:J:757:GLN:CD	1:J:776:GLU:CG	2.32	0.98
1:G:639:GLY:CA	4:6:345:ILE:CA	2.40	0.98
1:A:649:VAL:CG1	1:A:649:VAL:HG22	1.92	0.98
1:A:819:ASN:H	2:B:90:GLY:HA3	1.28	0.98
2:B:112:ILE:O	2:B:147:ASN:C	2.01	0.98
1:A:530:MET:CE	4:4:354:GLN:CG	2.41	0.98
1:G:641:LYS:HE3	4:6:348:SER:O	1.56	0.98
1:D:215:GLN:CA	1:D:340:ILE:HG23	1.92	0.98
4:2:286:ASP:OD1	4:4:203:THR:HG22	1.62	0.98
2:K:150:TYR:O	2:K:151:LYS:CB	2.06	0.98
2:H:112:ILE:O	2:H:147:ASN:C	2.01	0.98
1:D:530:MET:CE	4:5:354:GLN:CG	2.40	0.98
1:A:836:PHE:HB3	2:B:161:GLU:OE1	1.60	0.98
1:D:641:LYS:HE3	1:D:647:GLN:CB	1.91	0.98
1:J:641:LYS:HG3	1:J:647:GLN:NE2	1.59	0.98
1:J:800:ARG:NH1	3:L:149:VAL:CG1	2.17	0.98
3:C:52:ASN:HB2	3:C:53:PRO:HD3	1.45	0.98
1:G:612:GLN:HE22	1:G:627:GLY:CA	1.75	0.98
2:E:121:LEU:HG	2:E:128:PHE:CA	1.59	0.98
1:G:817:GLN:HG2	2:H:127:ARG:HB2	1.40	0.98
2:H:121:LEU:C	2:H:128:PHE:HB3	1.71	0.98

Continued on next page...

Continued from previous page...

Atom-1	Atom-2	Interatomic distance (Å)	Clash overlap (Å)
2:K:112:ILE:O	2:K:147:ASN:C	2.02	0.98
1:A:206:LYS:CD	1:A:217:THR:CG2	2.16	0.98
2:E:130:PRO:O	2:E:133:ILE:N	1.96	0.98
2:B:117:LEU:CB	2:B:147:ASN:CG	2.32	0.98
1:J:534:SER:O	4:7:351:THR:HA	1.60	0.98
1:D:576:GLU:CG	1:D:577:ALA:H	1.75	0.98
1:G:576:GLU:HG2	1:G:577:ALA:N	1.66	0.98
1:A:641:LYS:CG	4:4:348:SER:HB2	1.87	0.98
1:D:642:LYS:HD2	4:5:24:ASP:O	1.64	0.98
1:D:646:PHE:HE2	1:D:652:LEU:HD21	1.24	0.98
1:A:505:MLY:HB2	1:A:762:HIS:N	1.76	0.98
2:E:117:LEU:CB	2:E:147:ASN:CG	2.32	0.98
4:4:287:ILE:HB	4:6:204:ALA:H	1.25	0.98
3:C:49:ILE:HA	3:C:52:ASN:HD22	1.22	0.98
2:E:150:TYR:C	2:E:151:LYS:HG3	1.83	0.98
2:E:141:PRO:HB2	2:E:142:PRO:HD2	1.44	0.98
2:H:141:PRO:HB2	2:H:142:PRO:HD2	1.44	0.98
3:L:52:ASN:HB2	3:L:53:PRO:HD3	1.46	0.98
1:J:612:GLN:HE22	1:J:627:GLY:CA	1.76	0.98
2:K:139:ALA:O	2:K:141:PRO:HD3	1.62	0.97
1:A:831:TRP:HH2	2:B:50:THR:HB	1.25	0.97
4:3:322:PRO:HB3	4:5:244:ASP:OD2	1.62	0.97
3:L:49:ILE:HA	3:L:52:ASN:HD22	1.23	0.97
1:D:795:ARG:HB3	3:F:35:ARG:NE	1.35	0.97
2:B:130:PRO:O	2:B:133:ILE:N	1.96	0.97
1:J:576:GLU:HG2	1:J:577:ALA:H	0.85	0.97
1:D:218:LEU:CA	1:D:221:GLN:CG	2.42	0.97
2:H:149:ASP:OD2	2:H:150:TYR:O	1.80	0.97
2:H:117:LEU:CB	2:H:147:ASN:CG	2.32	0.97
4:X:322:PRO:HB3	4:Z:244:ASP:OD2	1.62	0.97
4:3:286:ASP:OD1	4:5:203:THR:HG22	1.62	0.97
3:F:46:ILE:O	3:F:50:LEU:HG	1.65	0.97
2:B:150:TYR:C	2:B:151:LYS:HG3	1.83	0.97
1:A:174:SER:HB3	1:A:667:THR:HG21	1.44	0.97
1:A:795:ARG:CD	3:C:35:ARG:HH12	1.77	0.97
4:8:286:ASP:OD1	4:W:203:THR:HG22	1.62	0.97
2:H:139:ALA:O	2:H:141:PRO:HD3	1.62	0.97
2:K:130:PRO:O	2:K:133:ILE:N	1.96	0.97
1:A:218:LEU:CA	1:A:221:GLN:CG	2.42	0.97
1:J:642:LYS:HG2	4:7:21:PHE:O	1.65	0.97
1:A:542:PHE:CG	4:4:143:TYR:CE1	2.52	0.97

Continued on next page...

Continued from previous page...

Atom-1	Atom-2	Interatomic distance (Å)	Clash overlap (Å)
1:A:642:LYS:HG2	4:4:21:PHE:O	1.65	0.97
1:A:215:GLN:H	1:A:340:ILE:CG1	1.73	0.97
4:7:287:ILE:HB	4:V:204:ALA:H	1.25	0.97
1:G:829:TRP:CZ3	2:H:87:LYS:NZ	2.30	0.97
2:H:121:LEU:HG	2:H:128:PHE:HA	1.46	0.97
2:K:117:LEU:CB	2:K:147:ASN:CG	2.32	0.97
1:A:502:GLU:C	1:A:761:GLY:HA3	1.84	0.97
4:0:287:ILE:HB	4:2:204:ALA:H	1.25	0.97
1:G:784:ALA:O	1:G:788:THR:N	1.96	0.97
1:J:754:ASP:OD2	1:J:776:GLU:C	2.03	0.97
1:J:639:GLY:N	4:7:345:ILE:N	1.94	0.97
2:K:150:TYR:C	2:K:151:LYS:HG3	1.83	0.97
1:G:174:SER:HB3	1:G:667:THR:HG21	1.44	0.97
2:E:121:LEU:HG	2:E:128:PHE:HA	1.46	0.97
1:G:736:GLN:CA	1:G:743:ALA:HB2	1.95	0.97
1:J:649:VAL:CG2	1:J:649:VAL:CA	2.42	0.97
1:D:724:TYR:HE1	1:D:778:MET:HB3	1.24	0.97
1:J:218:LEU:CA	1:J:221:GLN:CG	2.42	0.97
1:J:576:GLU:CG	1:J:577:ALA:H	1.75	0.97
1:G:642:LYS:HG2	4:6:21:PHE:O	1.65	0.97
1:J:797:PHE:CB	3:L:149:VAL:HG11	1.94	0.97
2:H:130:PRO:O	2:H:133:ILE:N	1.96	0.97
1:G:218:LEU:CA	1:G:221:GLN:CG	2.42	0.97
1:D:542:PHE:CG	4:5:143:TYR:CE1	2.52	0.97
1:D:724:TYR:C	1:D:782:MLY:HH21	1.85	0.96
1:A:795:ARG:NH2	3:C:116:GLU:CD	2.18	0.96
1:G:819:ASN:HA	2:H:90:GLY:C	1.85	0.96
1:A:502:GLU:O	1:A:761:GLY:CA	2.13	0.96
1:A:501:GLU:HG2	1:A:762:HIS:HD1	0.83	0.96
3:L:46:ILE:O	3:L:50:LEU:HG	1.64	0.96
1:J:768:MLY:HH12	1:J:772:LEU:HD23	1.44	0.96
1:J:642:LYS:HD2	4:7:24:ASP:O	1.64	0.96
2:E:150:TYR:O	2:E:151:LYS:HG3	1.65	0.96
1:D:553:MLY:HB3	4:7:46:GLY:HA2	1.47	0.96
1:G:637:LYS:NZ	4:6:141:SER:O	1.99	0.96
1:A:795:ARG:NE	3:C:118:MET:HE1	1.80	0.96
1:A:534:SER:O	4:4:351:THR:HG23	1.13	0.96
1:D:215:GLN:H	1:D:340:ILE:CG1	1.73	0.96
4:V:322:PRO:HB3	4:X:244:ASP:OD2	1.62	0.96
1:D:736:GLN:CA	1:D:743:ALA:HB2	1.95	0.96
2:B:144:VAL:HG13	2:B:153:ILE:HD11	1.22	0.96

Continued on next page...

Continued from previous page...

Atom-1	Atom-2	Interatomic distance (Å)	Clash overlap (Å)
2:H:117:LEU:HD13	2:H:147:ASN:OD1	1.64	0.96
1:D:649:VAL:CG2	1:D:649:VAL:CA	2.42	0.96
1:A:642:LYS:HD2	4:4:24:ASP:O	1.64	0.96
2:B:150:TYR:O	2:B:151:LYS:HG3	1.65	0.96
1:J:821:ARG:HH21	2:K:127:ARG:HG2	1.21	0.96
1:G:635:GLY:HA3	4:6:334:GLU:HG2	1.47	0.96
1:A:538:GLU:N	4:4:349:LEU:CD1	2.28	0.96
1:A:649:VAL:CG2	1:A:649:VAL:CG1	2.43	0.96
1:G:649:VAL:CA	1:G:649:VAL:CG2	2.42	0.96
1:J:543:PRO:CG	4:7:143:TYR:O	2.14	0.96
1:G:642:LYS:HD2	4:6:24:ASP:O	1.64	0.96
1:J:793:ARG:HE	3:L:147:MET:CA	1.77	0.96
1:D:642:LYS:HG2	4:5:21:PHE:O	1.65	0.96
1:A:649:VAL:CA	1:A:649:VAL:CG2	2.43	0.96
4:5:322:PRO:HB3	4:7:244:ASP:OD2	1.62	0.96
4:W:288:ASP:HA	4:Y:204:ALA:HB2	1.48	0.96
4:V:288:ASP:HA	4:X:204:ALA:HB2	1.48	0.96
1:D:206:LYS:CD	1:D:217:THR:CG2	2.16	0.96
4:6:288:ASP:HA	4:8:204:ALA:HB2	1.48	0.96
4:7:288:ASP:HA	4:V:204:ALA:HB2	1.48	0.96
4:8:288:ASP:HA	4:W:204:ALA:HB2	1.48	0.96
1:J:542:PHE:CG	4:7:143:TYR:CE1	2.53	0.96
1:G:735:GLY:C	1:G:743:ALA:CA	2.34	0.96
1:G:641:LYS:HG3	1:G:647:GLN:NE2	1.58	0.96
4:X:288:ASP:HA	4:Z:204:ALA:HB2	1.48	0.96
3:I:46:ILE:O	3:I:50:LEU:HG	1.64	0.96
2:B:121:LEU:HG	2:B:128:PHE:HA	1.47	0.96
2:K:121:LEU:HG	2:K:128:PHE:HA	1.47	0.96
1:A:795:ARG:HH22	3:C:116:GLU:CD	1.69	0.96
4:4:288:ASP:HA	4:6:204:ALA:HB2	1.48	0.96
4:5:288:ASP:HA	4:7:204:ALA:HB2	1.48	0.96
3:C:46:ILE:O	3:C:50:LEU:HG	1.65	0.96
2:H:150:TYR:C	2:H:151:LYS:HG3	1.83	0.96
1:D:735:GLY:C	1:D:743:ALA:CA	2.34	0.95
1:D:792:ALA:C	3:F:40:ASN:HB3	1.85	0.95
1:G:206:LYS:CD	1:G:217:THR:CG2	2.16	0.95
1:D:538:GLU:N	4:5:349:LEU:CD1	2.28	0.95
4:0:288:ASP:HA	4:2:204:ALA:HB2	1.48	0.95
4:2:288:ASP:HA	4:4:204:ALA:HB2	1.48	0.95
1:D:726:VAL:CG2	1:D:782:MLY:HH22	1.96	0.95
1:J:736:GLN:CA	1:J:743:ALA:HB2	1.95	0.95

Continued on next page...

Continued from previous page...

Atom-1	Atom-2	Interatomic distance (Å)	Clash overlap (Å)
1:J:649:VAL:CG2	1:J:649:VAL:CG1	2.43	0.95
1:G:754:ASP:CB	1:G:776:GLU:OE2	2.14	0.95
1:J:817:GLN:CG	2:K:127:ARG:HD2	1.95	0.95
1:G:538:GLU:HG3	4:6:352:PHE:N	1.81	0.95
1:D:649:VAL:CG1	1:D:649:VAL:CG2	2.43	0.95
1:G:790:THR:OG1	3:I:87:PHE:CD2	2.18	0.95
1:A:721:LYS:CA	1:A:736:GLN:CD	2.34	0.95
1:A:735:GLY:C	1:A:743:ALA:CA	2.34	0.95
1:J:84:MLY:HE2	1:J:719:ASP:HB3	0.99	0.95
1:J:735:GLY:C	1:J:743:ALA:CA	2.34	0.95
1:G:530:MET:HA	4:6:354:GLN:HG3	0.97	0.95
1:A:635:GLY:HA3	4:4:334:GLU:HG2	1.47	0.95
1:G:649:VAL:CG1	1:G:649:VAL:CG2	2.44	0.95
1:D:839:MLY:HH11	2:E:159:HIS:HD2	1.18	0.95
4:3:288:ASP:HA	4:5:204:ALA:HB2	1.48	0.95
1:D:721:LYS:CA	1:D:736:GLN:CD	2.34	0.95
1:J:553:MLY:HB3	4:V:46:GLY:HA2	1.48	0.95
1:G:542:PHE:CG	4:6:143:TYR:CE1	2.53	0.95
1:A:834:LEU:CD1	2:B:54:MET:CB	2.45	0.95
1:A:505:MLY:HG3	1:A:741:LYS:NZ	1.81	0.95
4:1:288:ASP:HA	4:3:204:ALA:HB2	1.48	0.95
1:G:538:GLU:N	4:6:349:LEU:CD1	2.29	0.95
1:A:637:LYS:NZ	4:4:141:SER:O	1.99	0.95
1:D:641:LYS:HD2	1:D:647:GLN:CD	1.70	0.95
4:7:322:PRO:HB3	4:V:244:ASP:OD2	1.62	0.95
2:H:150:TYR:O	2:H:151:LYS:HB2	1.67	0.95
1:D:724:TYR:HA	1:D:782:MLY:NZ	1.81	0.95
2:K:117:LEU:HD13	2:K:147:ASN:OD1	1.64	0.95
1:G:546:THR:HG22	1:G:548:THR:H	1.32	0.95
1:A:541:MET:N	4:4:349:LEU:HD21	1.80	0.95
2:B:117:LEU:HD13	2:B:147:ASN:OD1	1.64	0.95
1:J:538:GLU:N	4:7:349:LEU:CD1	2.28	0.95
1:D:543:PRO:CG	4:5:143:TYR:O	2.14	0.95
1:J:795:ARG:NH1	3:L:35:ARG:NH1	2.15	0.95
1:A:502:GLU:CD	1:A:764:MLY:N	2.20	0.95
2:K:150:TYR:O	2:K:151:LYS:HG3	1.65	0.95
2:H:150:TYR:O	2:H:151:LYS:HG3	1.65	0.95
1:D:818:TYR:HB2	2:E:90:GLY:N	1.81	0.95
1:J:637:LYS:NZ	4:7:141:SER:O	1.98	0.95
1:J:93:MET:CG	1:J:764:MLY:NZ	2.22	0.95
1:A:813:ILE:CG2	2:B:127:ARG:NE	2.26	0.95

Continued on next page...

Continued from previous page...

Atom-1	Atom-2	Interatomic distance (Å)	Clash overlap (Å)
1:A:819:ASN:N	2:B:90:GLY:HA3	1.81	0.95
2:E:150:TYR:O	2:E:151:LYS:CG	2.15	0.95
1:A:768:MLY:C	1:A:771:LEU:HB2	1.96	0.95
2:B:121:LEU:CB	2:B:128:PHE:HB3	1.69	0.95
1:G:721:LYS:CA	1:G:736:GLN:CD	2.34	0.95
1:D:537:GLU:C	4:5:349:LEU:CD1	2.20	0.95
1:D:635:GLY:HA3	4:5:334:GLU:HG2	1.47	0.95
1:A:543:PRO:CG	4:4:143:TYR:O	2.14	0.95
1:D:215:GLN:HA	1:D:340:ILE:HG23	0.95	0.95
3:F:52:ASN:HB2	3:F:53:PRO:HD3	1.45	0.95
1:J:721:LYS:CA	1:J:736:GLN:CD	2.34	0.94
1:J:749:GLY:O	3:L:114:LEU:CD2	2.14	0.94
1:A:800:ARG:HH11	3:C:149:VAL:HG13	1.21	0.94
1:A:538:GLU:HG3	4:4:352:PHE:N	1.82	0.94
1:A:530:MET:HA	4:4:354:GLN:HG3	0.96	0.94
1:J:783:LEU:O	1:J:787:ILE:N	1.99	0.94
1:A:757:GLN:CB	1:A:771:LEU:CD1	2.05	0.94
2:H:121:LEU:CB	2:H:128:PHE:HB3	1.69	0.94
1:D:637:LYS:NZ	4:5:141:SER:O	1.99	0.94
1:A:709:LYS:C	1:A:710:GLY:HA3	1.88	0.94
1:A:768:MLY:HB3	1:A:771:LEU:HB2	1.46	0.94
1:J:635:GLY:HA3	4:7:334:GLU:HG2	1.47	0.94
1:J:538:GLU:HG3	4:7:352:PHE:N	1.82	0.94
1:D:541:MET:N	4:5:349:LEU:HD21	1.80	0.94
1:A:530:MET:CA	4:4:354:GLN:CG	2.44	0.94
2:K:150:TYR:O	2:K:151:LYS:CG	2.15	0.94
1:J:795:ARG:HH11	3:L:35:ARG:NH1	1.65	0.94
2:E:150:TYR:O	2:E:151:LYS:HB2	1.67	0.94
2:B:150:TYR:O	2:B:151:LYS:HB2	1.67	0.94
1:G:84:MLY:CH2	1:G:716:LEU:O	2.14	0.94
1:G:642:LYS:CG	4:6:23:GLY:H	1.76	0.94
1:A:800:ARG:CD	3:C:149:VAL:C	2.35	0.94
2:H:150:TYR:O	2:H:151:LYS:CG	2.15	0.94
1:D:538:GLU:HG3	4:5:352:PHE:N	1.82	0.94
1:G:93:MET:HE2	1:G:764:MLY:HG3	1.49	0.94
1:A:502:GLU:CG	1:A:761:GLY:CA	2.45	0.94
2:H:144:VAL:HG13	2:H:153:ILE:HG12	1.14	0.94
1:G:831:TRP:CE2	2:H:67:MET:SD	2.60	0.94
1:G:218:LEU:CB	1:G:221:GLN:CG	2.46	0.94
1:J:823:PHE:CE1	2:K:156:VAL:O	2.21	0.94
1:J:530:MET:HA	4:7:354:GLN:HG3	0.96	0.94

Continued on next page...

Continued from previous page...

Atom-1	Atom-2	Interatomic distance (Å)	Clash overlap (Å)
1:D:530:MET:HA	4:5:354:GLN:HG3	0.96	0.94
1:D:546:THR:HG22	1:D:548:THR:H	1.32	0.94
1:A:553:MLY:HB3	4:6:46:GLY:HA2	1.47	0.94
1:J:797:PHE:CA	3:L:149:VAL:HG11	1.98	0.94
1:G:834:LEU:HD13	2:H:51:PHE:HE1	0.79	0.94
1:A:642:LYS:CG	4:4:23:GLY:H	1.77	0.94
1:D:839:MLY:NZ	2:E:159:HIS:HB3	1.83	0.94
3:I:52:ASN:HB2	3:I:53:PRO:HD3	1.46	0.94
1:A:612:GLN:NE2	1:A:627:GLY:HA3	1.83	0.94
1:J:612:GLN:NE2	1:J:627:GLY:CA	2.31	0.94
1:A:736:GLN:CA	1:A:743:ALA:HB2	1.95	0.94
1:A:218:LEU:CB	1:A:221:GLN:CG	2.46	0.94
2:E:163:ALA:C	2:K:22:THR:H	1.69	0.94
1:A:768:MLY:HB3	1:A:771:LEU:CD1	1.97	0.93
1:D:218:LEU:CB	1:D:221:GLN:CG	2.46	0.93
1:J:798:LEU:HD22	3:L:126:LEU:HD11	0.94	0.93
1:J:800:ARG:NH1	3:L:149:VAL:HG22	1.84	0.93
1:G:817:GLN:HG2	2:H:127:ARG:CB	1.97	0.93
1:G:543:PRO:CG	4:6:143:TYR:O	2.14	0.93
1:G:541:MET:N	4:6:349:LEU:HD21	1.80	0.93
2:B:150:TYR:O	2:B:151:LYS:CG	2.15	0.93
1:G:612:GLN:NE2	1:G:627:GLY:HA3	1.83	0.93
1:D:798:LEU:CD1	3:F:126:LEU:HD21	1.97	0.93
1:J:557:GLU:H	4:V:48:GLY:HA2	1.32	0.93
1:G:707:CYS:C	1:G:714:ARG:HH22	1.70	0.93
1:D:839:MLY:CH1	2:E:159:HIS:HB3	1.97	0.93
1:D:507:GLY:O	1:D:761:GLY:HA3	1.69	0.93
2:E:117:LEU:HD13	2:E:147:ASN:OD1	1.64	0.93
1:D:830:PRO:HG2	2:E:67:MET:HE2	1.46	0.93
1:J:530:MET:CE	4:7:354:GLN:CG	2.40	0.93
1:J:537:GLU:C	4:7:349:LEU:CD1	2.20	0.93
1:D:817:GLN:HG3	2:E:127:ARG:HD3	1.49	0.93
1:J:612:GLN:NE2	1:J:627:GLY:HA3	1.83	0.93
1:D:834:LEU:CD1	2:E:54:MET:HB2	1.98	0.93
1:J:530:MET:CA	4:7:354:GLN:CG	2.44	0.93
1:J:508:ILE:HD11	1:J:759:ALA:HB1	1.48	0.93
1:A:557:GLU:N	4:6:48:GLY:CA	2.12	0.93
1:A:836:PHE:CE1	2:B:159:HIS:C	2.42	0.93
1:G:553:MLY:HB3	4:8:46:GLY:HA2	1.48	0.93
1:A:836:PHE:CZ	2:B:160:GLY:HA3	1.94	0.93
1:J:786:ILE:HG12	3:L:86:ASP:HB3	1.51	0.93

Continued on next page...

Continued from previous page...

Atom-1	Atom-2	Interatomic distance (Å)	Clash overlap (Å)
1:J:538:GLU:N	4:7:351:THR:H	1.67	0.93
1:D:612:GLN:NE2	1:D:627:GLY:CA	2.31	0.93
1:G:798:LEU:HD11	3:I:126:LEU:HD23	1.49	0.93
1:A:629:GLU:CB	1:A:643:GLY:O	2.17	0.93
1:G:789:ALA:HB2	3:I:81:GLN:HE21	0.77	0.93
1:A:502:GLU:HG3	1:A:761:GLY:N	1.84	0.93
1:A:753:VAL:HA	1:A:778:MET:SD	2.09	0.93
1:D:831:TRP:CE2	2:E:47:LEU:HD23	1.94	0.93
1:J:206:LYS:CD	1:J:217:THR:CG2	2.16	0.93
1:A:648:THR:HG21	1:A:651:ALA:HB2	1.50	0.93
1:G:819:ASN:CB	2:H:90:GLY:O	2.16	0.93
1:J:739:ASP:HB3	1:J:742:LYS:CB	1.98	0.93
1:G:612:GLN:NE2	1:G:627:GLY:CA	2.31	0.93
1:A:549:SER:C	4:6:46:GLY:HA3	1.90	0.92
1:G:795:ARG:HB3	3:I:35:ARG:NH2	1.82	0.92
1:J:768:MLY:HD3	1:J:772:LEU:HB2	1.49	0.92
1:J:90:ASP:CG	1:J:764:MLY:CH1	2.37	0.92
1:G:530:MET:CA	4:6:354:GLN:CG	2.45	0.92
1:A:793:ARG:HH21	3:C:147:MET:HB3	1.33	0.92
1:J:215:GLN:HA	1:J:340:ILE:HG23	0.95	0.92
1:A:505:MLY:NZ	1:A:762:HIS:C	2.16	0.92
1:A:215:GLN:HA	1:A:340:ILE:HG23	0.96	0.92
1:G:215:GLN:HA	1:G:340:ILE:HG23	0.95	0.92
1:A:612:GLN:NE2	1:A:627:GLY:CA	2.31	0.92
1:J:768:MLY:HH12	1:J:772:LEU:HD21	1.49	0.92
1:J:541:MET:N	4:7:349:LEU:HD21	1.80	0.92
1:J:648:THR:HG21	1:J:651:ALA:HB2	1.50	0.92
1:J:549:SER:C	4:V:46:GLY:HA3	1.90	0.92
1:D:549:SER:C	4:7:46:GLY:HA3	1.90	0.92
1:G:642:LYS:CB	4:6:21:PHE:O	2.17	0.92
1:D:834:LEU:CD1	2:E:54:MET:CB	2.47	0.92
1:D:530:MET:CA	4:5:354:GLN:CG	2.44	0.92
1:G:537:GLU:C	4:6:349:LEU:CD1	2.21	0.92
1:D:213:LYS:HA	1:D:220:ASP:CG	1.90	0.92
1:A:641:LYS:HE3	1:A:647:GLN:CG	2.00	0.92
1:J:821:ARG:HH22	2:K:127:ARG:HG2	1.31	0.92
1:J:818:TYR:HB3	2:K:90:GLY:HA3	1.51	0.92
1:J:546:THR:HG22	1:J:548:THR:H	1.32	0.92
1:J:636:LYS:HD2	4:7:332:PRO:HB3	1.52	0.92
1:D:557:GLU:H	4:7:48:GLY:HA2	1.32	0.92
1:A:800:ARG:CB	3:C:149:VAL:HG21	1.89	0.92

Continued on next page...

Continued from previous page...

Atom-1	Atom-2	Interatomic distance (Å)	Clash overlap (Å)
1:A:739:ASP:HB3	1:A:742:LYS:CB	1.98	0.92
1:D:790:THR:HA	3:F:87:PHE:CE2	2.04	0.92
1:J:213:LYS:HA	1:J:220:ASP:CG	1.90	0.92
1:J:629:GLU:CB	1:J:643:GLY:O	2.17	0.92
1:D:550:PHE:HA	4:7:46:GLY:CA	2.00	0.92
1:D:629:GLU:CB	1:D:643:GLY:O	2.17	0.92
1:A:642:LYS:CB	4:4:21:PHE:O	2.17	0.92
1:D:612:GLN:NE2	1:D:627:GLY:HA3	1.83	0.92
1:G:783:LEU:O	1:G:787:ILE:HB	1.70	0.92
1:D:790:THR:N	3:F:87:PHE:HE2	1.67	0.92
1:G:629:GLU:CB	1:G:643:GLY:O	2.17	0.92
1:D:278:GLN:HG2	1:D:317:GLU:HB2	1.52	0.92
1:A:795:ARG:HD2	3:C:35:ARG:CZ	1.99	0.92
1:D:790:THR:CA	3:F:87:PHE:CE2	2.47	0.92
1:J:92:ALA:O	1:J:714:ARG:CD	2.18	0.92
1:G:648:THR:HG21	1:G:651:ALA:HB2	1.51	0.92
1:A:546:THR:HG22	1:A:548:THR:H	1.32	0.92
1:A:636:LYS:HD2	4:4:332:PRO:HB3	1.51	0.92
1:G:757:GLN:OE1	1:G:772:LEU:HG	1.70	0.92
1:G:831:TRP:CH2	2:H:47:LEU:HD21	1.93	0.92
1:J:550:PHE:HA	4:V:46:GLY:CA	2.00	0.92
1:D:537:GLU:O	4:5:349:LEU:HD13	0.74	0.92
1:G:641:LYS:HE3	1:G:647:GLN:CG	2.00	0.92
1:A:831:TRP:CE2	2:B:51:PHE:CE1	2.58	0.92
1:G:795:ARG:CG	3:I:35:ARG:HH22	1.82	0.91
1:J:537:GLU:O	4:7:349:LEU:HD13	0.73	0.91
1:J:642:LYS:CB	4:7:21:PHE:O	2.17	0.91
1:D:636:LYS:HD2	4:5:332:PRO:HB3	1.52	0.91
1:D:648:THR:HG21	1:D:651:ALA:HB2	1.50	0.91
1:G:549:SER:C	4:8:46:GLY:HA3	1.90	0.91
1:D:739:ASP:HB3	1:D:742:LYS:CB	1.98	0.91
1:G:795:ARG:HB3	3:I:35:ARG:HH21	1.33	0.91
1:A:735:GLY:C	1:A:743:ALA:HA	1.90	0.91
1:G:821:ARG:HH21	2:H:127:ARG:HG2	1.34	0.91
1:J:538:GLU:N	4:7:349:LEU:HD12	1.86	0.91
1:J:797:PHE:CG	3:L:149:VAL:HG11	2.05	0.91
1:D:642:LYS:CB	4:5:21:PHE:O	2.17	0.91
1:A:218:LEU:HA	1:A:221:GLN:CG	2.01	0.91
1:G:537:GLU:O	4:6:349:LEU:HD13	0.74	0.91
1:J:641:LYS:HE3	1:J:647:GLN:CG	2.00	0.91
1:G:838:ILE:HD11	2:H:54:MET:HE3	0.92	0.91

Continued on next page...

Continued from previous page...

Atom-1	Atom-2	Interatomic distance (Å)	Clash overlap (Å)
1:D:538:GLU:N	4:5:351:THR:H	1.68	0.91
1:G:550:PHE:HA	4:8:46:GLY:CA	2.00	0.91
1:A:649:VAL:CG1	1:A:649:VAL:C	2.38	0.91
1:J:278:GLN:HG2	1:J:317:GLU:HB2	1.52	0.91
1:D:834:LEU:HD11	2:E:54:MET:HG2	1.53	0.91
1:G:218:LEU:HA	1:G:221:GLN:CG	2.01	0.91
1:J:218:LEU:CB	1:J:221:GLN:CG	2.46	0.91
1:J:735:GLY:C	1:J:743:ALA:HA	1.90	0.91
1:A:544:LYS:HD2	4:4:147:ARG:HB3	1.53	0.91
1:J:736:GLN:HA	1:J:743:ALA:HB2	1.50	0.91
1:A:557:GLU:H	4:6:48:GLY:HA2	1.32	0.91
3:F:62:ALA:O	3:F:63:ILE:CG1	2.19	0.91
1:G:544:LYS:HD2	4:6:147:ARG:HB3	1.53	0.91
1:G:410:ASN:OD1	4:6:334:GLU:C	2.10	0.91
1:G:557:GLU:H	4:8:48:GLY:HA2	1.33	0.91
1:D:649:VAL:C	1:D:649:VAL:CG1	2.38	0.91
1:G:768:MLY:HH23	1:G:772:LEU:HD22	1.53	0.91
1:D:735:GLY:C	1:D:743:ALA:HA	1.91	0.91
1:J:93:MET:HG2	1:J:764:MLY:HD3	0.92	0.91
1:G:538:GLU:N	4:6:351:THR:H	1.68	0.91
1:A:819:ASN:ND2	2:B:91:ALA:C	2.23	0.91
3:C:62:ALA:O	3:C:63:ILE:CG1	2.19	0.91
3:F:62:ALA:O	3:F:63:ILE:HG12	1.71	0.91
2:B:149:ASP:CG	2:B:150:TYR:H	1.73	0.91
1:D:724:TYR:CE1	1:D:778:MET:SD	2.64	0.91
1:G:638:GLY:HA3	4:6:341:ILE:O	1.70	0.91
1:A:537:GLU:C	4:4:349:LEU:CD1	2.20	0.91
1:A:537:GLU:O	4:4:349:LEU:HD13	0.74	0.91
1:A:550:PHE:HA	4:6:46:GLY:CA	2.00	0.91
1:G:739:ASP:HB3	1:G:742:LYS:CB	1.99	0.91
3:I:62:ALA:O	3:I:63:ILE:HG12	1.71	0.91
1:D:735:GLY:O	1:D:743:ALA:CA	2.19	0.90
1:D:790:THR:N	3:F:87:PHE:CE2	2.39	0.90
1:D:553:MLY:HE2	4:7:45:VAL:HA	1.53	0.90
1:A:538:GLU:N	4:4:349:LEU:HD12	1.86	0.90
1:A:836:PHE:HB3	2:B:161:GLU:CG	2.01	0.90
1:J:800:ARG:HB3	3:L:149:VAL:CG2	1.94	0.90
1:G:649:VAL:C	1:G:649:VAL:CG1	2.38	0.90
1:G:213:LYS:HA	1:G:220:ASP:CG	1.90	0.90
1:J:544:LYS:HD2	4:7:147:ARG:HB3	1.53	0.90
1:G:636:LYS:HD2	4:6:332:PRO:HB3	1.52	0.90

Continued on next page...

Continued from previous page...

Atom-1	Atom-2	Interatomic distance (Å)	Clash overlap (Å)
1:A:538:GLU:N	4:4:351:THR:H	1.68	0.90
1:A:649:VAL:CG2	1:A:649:VAL:CB	2.50	0.90
1:G:649:VAL:CB	1:G:649:VAL:CG2	2.49	0.90
2:H:149:ASP:CG	2:H:150:TYR:H	1.73	0.90
1:A:768:MLY:CB	1:A:771:LEU:HB2	2.00	0.90
1:A:638:GLY:HA3	4:4:341:ILE:O	1.70	0.90
1:J:798:LEU:HD21	3:L:126:LEU:HG	1.51	0.90
1:D:649:VAL:HG13	1:D:649:VAL:CG2	2.02	0.90
1:J:649:VAL:CG1	1:J:649:VAL:C	2.38	0.90
2:K:150:TYR:O	2:K:151:LYS:HB2	1.67	0.90
1:G:278:GLN:HG2	1:G:317:GLU:HB2	1.52	0.90
1:D:796:GLY:HA3	3:F:40:ASN:OD1	1.71	0.90
1:A:757:GLN:CG	1:A:771:LEU:CD1	2.44	0.90
1:A:213:LYS:HA	1:A:220:ASP:CG	1.90	0.90
1:J:553:MLY:HE2	4:V:45:VAL:HA	1.53	0.90
1:G:735:GLY:C	1:G:743:ALA:HA	1.90	0.90
1:G:721:LYS:CB	1:G:736:GLN:OE1	2.20	0.90
1:D:538:GLU:O	4:5:349:LEU:CG	2.20	0.90
1:G:538:GLU:N	4:6:349:LEU:HD12	1.87	0.90
1:D:218:LEU:HA	1:D:221:GLN:CG	2.01	0.90
1:D:641:LYS:HE3	1:D:647:GLN:CG	2.00	0.90
1:J:649:VAL:CG2	1:J:649:VAL:HG13	2.02	0.90
1:A:505:MLY:CH2	1:A:762:HIS:O	2.19	0.90
1:G:754:ASP:OD2	1:G:776:GLU:OE2	1.89	0.90
1:J:735:GLY:O	1:J:743:ALA:CA	2.19	0.90
1:G:557:GLU:H	4:8:48:GLY:HA3	1.28	0.90
3:I:62:ALA:O	3:I:63:ILE:CG1	2.19	0.90
1:D:544:LYS:HD2	4:5:147:ARG:HB3	1.53	0.90
2:E:121:LEU:CB	2:E:128:PHE:HB3	1.69	0.90
1:J:553:MLY:CG	4:V:44:MET:O	2.20	0.90
1:D:534:SER:O	4:5:351:THR:HG23	1.13	0.90
1:D:839:MLY:CH1	2:E:159:HIS:CG	2.50	0.90
2:H:137:TRP:HA	2:H:145:ALA:HB2	1.54	0.90
1:J:818:TYR:HB3	2:K:90:GLY:CA	2.01	0.90
2:E:137:TRP:HA	2:E:145:ALA:HB2	1.53	0.90
1:J:757:GLN:CD	1:J:776:GLU:HG2	1.90	0.90
1:D:550:PHE:CA	4:7:46:GLY:HA3	2.02	0.90
1:A:278:GLN:HG2	1:A:317:GLU:HB2	1.52	0.90
1:D:795:ARG:CB	3:F:35:ARG:NE	2.26	0.90
1:J:218:LEU:HA	1:J:221:GLN:CG	2.01	0.90
1:J:410:ASN:OD1	4:7:334:GLU:C	2.10	0.90

Continued on next page...

Continued from previous page...

Atom-1	Atom-2	Interatomic distance (Å)	Clash overlap (Å)
1:J:530:MET:N	4:7:354:GLN:HB3	1.87	0.90
1:D:538:GLU:N	4:5:349:LEU:HD12	1.86	0.90
1:G:629:GLU:HG2	1:G:643:GLY:O	1.72	0.90
1:A:410:ASN:OD1	4:4:334:GLU:C	2.10	0.90
1:A:629:GLU:HG2	1:A:643:GLY:O	1.72	0.90
1:D:836:PHE:CB	2:E:161:GLU:OE1	2.20	0.90
2:E:163:ALA:C	2:K:22:THR:OG1	2.10	0.90
1:G:817:GLN:OE1	2:H:127:ARG:HD2	1.71	0.90
1:J:538:GLU:O	4:7:349:LEU:CG	2.20	0.90
1:J:550:PHE:CA	4:V:46:GLY:HA3	2.02	0.90
1:A:817:GLN:HB2	2:B:127:ARG:CZ	2.02	0.90
1:G:215:GLN:H	1:G:340:ILE:CG1	1.72	0.90
1:A:735:GLY:O	1:A:743:ALA:CA	2.19	0.89
1:J:635:GLY:CA	4:7:341:ILE:HD13	2.02	0.89
1:D:799:MET:CE	3:F:32:ASP:HB3	2.02	0.89
2:E:163:ALA:C	2:K:22:THR:N	2.24	0.89
1:J:821:ARG:NH2	2:K:127:ARG:CD	2.35	0.89
1:J:84:MLY:HE2	1:J:719:ASP:CG	1.92	0.89
1:G:735:GLY:O	1:G:743:ALA:CA	2.19	0.89
1:D:638:GLY:HA3	4:5:341:ILE:O	1.70	0.89
1:D:553:MLY:CG	4:7:44:MET:O	2.20	0.89
1:D:649:VAL:CB	1:D:649:VAL:CG2	2.49	0.89
3:C:62:ALA:O	3:C:63:ILE:HG12	1.71	0.89
3:C:24:LYS:HB3	3:C:63:ILE:O	1.72	0.89
1:J:534:SER:HA	4:7:350:SER:O	1.71	0.89
1:A:795:ARG:CZ	3:C:116:GLU:OE2	2.19	0.89
1:A:800:ARG:HD2	3:C:149:VAL:HG22	0.92	0.89
1:G:599:ASN:OD1	1:G:649:VAL:HB	1.72	0.89
3:L:62:ALA:O	3:L:63:ILE:CG1	2.19	0.89
1:D:815:CYS:O	2:E:90:GLY:O	1.89	0.89
1:D:721:LYS:CB	1:D:736:GLN:OE1	2.20	0.89
1:J:557:GLU:H	4:V:48:GLY:HA3	1.28	0.89
1:J:721:LYS:CB	1:J:736:GLN:OE1	2.20	0.89
1:A:530:MET:N	4:4:354:GLN:HB3	1.87	0.89
1:D:629:GLU:HG2	1:D:643:GLY:O	1.72	0.89
1:J:649:VAL:CG2	1:J:649:VAL:CB	2.49	0.89
2:K:137:TRP:HA	2:K:145:ALA:HB2	1.53	0.89
1:D:410:ASN:OD1	4:5:334:GLU:C	2.10	0.89
1:D:635:GLY:CA	4:5:341:ILE:HD13	2.03	0.89
1:G:538:GLU:O	4:6:349:LEU:CG	2.20	0.89
1:J:630:ALA:O	4:7:25:ASP:CG	2.09	0.89

Continued on next page...

Continued from previous page...

Atom-1	Atom-2	Interatomic distance (Å)	Clash overlap (Å)
1:D:630:ALA:O	4:5:25:ASP:CG	2.09	0.89
1:J:503:TYR:OH	1:J:711:PHE:HD2	1.55	0.89
1:D:534:SER:HA	4:5:350:SER:O	1.71	0.89
1:A:721:LYS:CB	1:A:736:GLN:OE1	2.20	0.89
1:D:530:MET:N	4:5:354:GLN:HB3	1.87	0.89
1:G:93:MET:HE3	1:G:763:THR:CB	1.74	0.89
1:A:553:MLY:CG	4:6:44:MET:O	2.20	0.89
1:D:641:LYS:HD2	4:5:348:SER:CB	2.02	0.89
1:J:215:GLN:H	1:J:340:ILE:CG1	1.72	0.89
1:D:507:GLY:CA	1:D:762:HIS:CG	2.56	0.89
1:G:816:ILE:HD11	2:H:100:ALA:CB	2.02	0.89
1:J:638:GLY:HA3	4:7:341:ILE:O	1.70	0.89
1:A:538:GLU:O	4:4:349:LEU:CG	2.20	0.89
1:J:641:LYS:HD2	4:7:348:SER:CB	2.02	0.89
1:A:630:ALA:O	4:4:25:ASP:CG	2.10	0.89
1:A:505:MLY:HG3	1:A:741:LYS:HZ3	1.37	0.89
1:J:826:VAL:HG21	2:K:88:LEU:CD2	2.03	0.89
1:A:769:ALA:C	1:A:772:LEU:H	1.76	0.88
2:H:121:LEU:CA	2:H:128:PHE:CB	2.46	0.88
1:G:838:ILE:CD1	2:H:54:MET:HE1	1.96	0.88
1:G:534:SER:HA	4:6:350:SER:O	1.71	0.88
1:A:795:ARG:CD	3:C:35:ARG:NH2	2.36	0.88
1:A:534:SER:HA	4:4:350:SER:O	1.71	0.88
1:G:530:MET:N	4:6:354:GLN:HB3	1.88	0.88
1:A:550:PHE:CA	4:6:46:GLY:HA3	2.02	0.88
1:J:829:TRP:CZ3	2:K:84:PHE:HZ	1.85	0.88
2:E:137:TRP:HA	2:E:145:ALA:CB	2.03	0.88
1:D:541:MET:CB	4:5:143:TYR:OH	2.21	0.88
1:J:769:ALA:HB3	1:J:770:GLY:HA2	0.90	0.88
1:D:800:ARG:HD2	3:F:149:VAL:HG22	1.53	0.88
4:X:322:PRO:HB2	4:Z:244:ASP:CG	1.94	0.88
3:L:62:ALA:O	3:L:63:ILE:HG12	1.71	0.88
1:G:795:ARG:CG	3:I:35:ARG:NH2	2.35	0.88
1:G:541:MET:CB	4:6:143:TYR:OH	2.21	0.88
1:A:836:PHE:HE1	2:B:159:HIS:HA	1.37	0.88
1:D:641:LYS:CD	1:D:647:GLN:OE1	2.17	0.88
1:D:215:GLN:H	1:D:340:ILE:HG12	1.06	0.88
1:J:818:TYR:CE1	2:K:127:ARG:NH2	2.42	0.88
1:J:757:GLN:OE1	1:J:772:LEU:O	1.92	0.88
1:J:629:GLU:HG2	1:J:643:GLY:O	1.72	0.88
1:G:553:MLY:HE2	4:8:45:VAL:HA	1.53	0.88

Continued on next page...

Continued from previous page...

Atom-1	Atom-2	Interatomic distance (Å)	Clash overlap (Å)
1:D:599:ASN:OD1	1:D:649:VAL:HB	1.73	0.88
1:J:642:LYS:HG2	4:7:22:ALA:CA	2.03	0.88
1:G:728:ASN:HD21	3:I:110:VAL:HA	1.38	0.88
1:G:553:MLY:CG	4:8:44:MET:O	2.20	0.88
1:A:541:MET:CB	4:4:143:TYR:OH	2.20	0.88
1:G:641:LYS:CD	1:G:647:GLN:OE1	2.17	0.88
1:J:215:GLN:H	1:J:340:ILE:HG12	1.05	0.88
4:0:322:PRO:HB2	4:2:244:ASP:CG	1.94	0.88
3:L:24:LYS:HB3	3:L:63:ILE:O	1.72	0.88
1:J:838:ILE:HD11	2:K:54:MET:CE	2.04	0.88
1:J:831:TRP:HZ2	2:K:47:LEU:CD2	1.83	0.88
1:G:93:MET:CB	1:G:764:MLY:NZ	2.27	0.88
1:G:642:LYS:HG2	4:6:22:ALA:CA	2.03	0.88
1:A:642:LYS:HG2	4:4:22:ALA:CA	2.04	0.88
1:A:707:CYS:SG	1:A:714:ARG:NH1	2.47	0.88
1:J:642:LYS:CG	4:7:21:PHE:O	2.22	0.88
1:A:795:ARG:HB3	3:C:35:ARG:CZ	2.04	0.88
1:A:641:LYS:HD2	4:4:348:SER:CB	2.02	0.88
1:G:510:TRP:CZ3	1:G:768:MLY:CH1	2.57	0.88
2:B:137:TRP:HA	2:B:145:ALA:HB2	1.54	0.88
1:D:635:GLY:HA2	4:5:334:GLU:CG	2.03	0.88
1:G:542:PHE:HA	4:6:143:TYR:HE1	1.34	0.88
1:G:642:LYS:CG	4:6:21:PHE:O	2.22	0.88
1:A:553:MLY:HE2	4:6:45:VAL:HA	1.53	0.88
4:V:322:PRO:HB2	4:X:244:ASP:CG	1.94	0.88
4:2:322:PRO:HB2	4:4:244:ASP:CG	1.94	0.88
3:F:139:TYR:HA	3:F:142:PHE:HB3	1.56	0.88
1:G:707:CYS:O	1:G:714:ARG:NH2	2.06	0.88
1:G:550:PHE:CA	4:8:46:GLY:HA3	2.03	0.88
1:A:839:MLY:NZ	2:B:159:HIS:HB3	1.89	0.88
1:A:817:GLN:OE1	2:B:127:ARG:NH2	1.81	0.88
1:D:646:PHE:CE2	1:D:652:LEU:CD1	2.57	0.88
1:A:789:ALA:HB1	3:C:87:PHE:HE2	1.39	0.88
1:G:817:GLN:HB3	2:H:127:ARG:HH11	1.39	0.87
1:J:541:MET:CB	4:7:143:TYR:OH	2.20	0.87
1:G:646:PHE:CE2	1:G:652:LEU:CD1	2.58	0.87
1:J:795:ARG:HE	3:L:118:MET:CE	1.87	0.87
1:G:649:VAL:CG2	1:G:649:VAL:HG13	2.02	0.87
3:C:139:TYR:HA	3:C:142:PHE:HB3	1.56	0.87
1:D:795:ARG:HB3	3:F:35:ARG:CD	2.04	0.87
1:G:817:GLN:CG	2:H:127:ARG:CD	2.52	0.87

Continued on next page...

Continued from previous page...

Atom-1	Atom-2	Interatomic distance (Å)	Clash overlap (Å)
1:J:754:ASP:CB	1:J:776:GLU:HB3	2.03	0.87
1:J:84:MLY:HE2	1:J:719:ASP:OD2	1.73	0.87
1:J:735:GLY:C	1:J:743:ALA:HB2	1.82	0.87
2:B:137:TRP:HA	2:B:145:ALA:CB	2.04	0.87
1:J:92:ALA:O	1:J:714:ARG:HG3	1.74	0.87
1:A:641:LYS:HG3	1:A:647:GLN:NE2	1.58	0.87
4:8:322:PRO:HB2	4:W:244:ASP:CG	1.94	0.87
1:A:72:VAL:CG1	1:A:76:GLN:HB3	2.05	0.87
1:J:768:MLY:CH2	1:J:772:LEU:CG	2.45	0.87
1:G:534:SER:O	4:6:351:THR:HG23	1.12	0.87
1:G:635:GLY:CA	4:6:341:ILE:HD13	2.02	0.87
1:D:642:LYS:CG	4:5:21:PHE:O	2.22	0.87
3:I:24:LYS:HB3	3:I:63:ILE:O	1.72	0.87
3:L:139:TYR:HA	3:L:142:PHE:HB3	1.56	0.87
1:G:752:ASP:OD2	1:G:783:LEU:CB	2.22	0.87
1:G:816:ILE:HD11	2:H:100:ALA:HB1	1.56	0.87
1:A:642:LYS:CG	4:4:21:PHE:O	2.22	0.87
4:5:322:PRO:HB2	4:7:244:ASP:CG	1.94	0.87
4:4:322:PRO:HB2	4:6:244:ASP:CG	1.94	0.87
1:D:795:ARG:NH2	3:F:116:GLU:CD	2.20	0.87
1:D:792:ALA:HB1	3:F:40:ASN:O	1.74	0.87
1:J:635:GLY:HA2	4:7:334:GLU:CG	2.03	0.87
1:J:646:PHE:CE2	1:J:652:LEU:CD1	2.58	0.87
1:D:636:LYS:H	4:5:334:GLU:CD	1.77	0.87
1:A:635:GLY:CA	4:4:341:ILE:HD13	2.02	0.87
1:G:649:VAL:CA	1:G:649:VAL:CG1	2.53	0.87
1:D:642:LYS:HG2	4:5:22:ALA:CA	2.04	0.87
1:A:649:VAL:CG2	1:A:649:VAL:HG13	2.02	0.87
2:K:149:ASP:CG	2:K:150:TYR:H	1.73	0.87
1:G:823:PHE:CE1	2:H:156:VAL:O	2.28	0.87
1:J:754:ASP:OD2	1:J:776:GLU:O	1.91	0.87
1:J:93:MET:HG3	1:J:764:MLY:CH1	2.04	0.87
1:G:93:MET:CE	1:G:763:THR:HG22	2.03	0.87
1:A:649:VAL:CA	1:A:649:VAL:CG1	2.53	0.87
1:D:649:VAL:CG1	1:D:649:VAL:CA	2.53	0.87
1:A:819:ASN:OD1	2:B:91:ALA:HA	0.87	0.87
4:3:322:PRO:HB2	4:5:244:ASP:CG	1.94	0.87
4:W:322:PRO:HB2	4:Y:244:ASP:CG	1.94	0.87
1:A:215:GLN:H	1:A:340:ILE:HG12	1.06	0.87
1:J:636:LYS:H	4:7:334:GLU:CD	1.78	0.87
1:J:641:LYS:CD	1:J:647:GLN:OE1	2.18	0.87

Continued on next page...

Continued from previous page...

Atom-1	Atom-2	Interatomic distance (Å)	Clash overlap (Å)
1:A:831:TRP:CH2	2:B:50:THR:HB	2.08	0.87
1:J:649:VAL:CG1	1:J:649:VAL:CA	2.53	0.87
1:G:795:ARG:HD2	3:I:35:ARG:HH22	0.71	0.86
1:G:831:TRP:HE1	2:H:67:MET:CB	1.87	0.86
1:J:84:MLY:HH12	1:J:715:VAL:CG1	1.75	0.86
1:A:798:LEU:CD2	3:C:122:GLU:HB3	2.05	0.86
4:7:322:PRO:HB2	4:V:244:ASP:CG	1.94	0.86
1:G:72:VAL:CG1	1:G:76:GLN:HB3	2.05	0.86
1:G:817:GLN:HB3	2:H:127:ARG:HD3	1.56	0.86
4:1:322:PRO:HB2	4:3:244:ASP:CG	1.94	0.86
4:0:287:ILE:CG2	4:2:205:GLU:HG2	2.05	0.86
1:D:755:HIS:HA	1:D:758:TYR:CE1	2.10	0.86
2:H:137:TRP:HA	2:H:145:ALA:CB	2.04	0.86
1:J:757:GLN:CD	1:J:776:GLU:HG3	1.93	0.86
1:J:508:ILE:HD11	1:J:759:ALA:HB2	0.87	0.86
1:G:636:LYS:H	4:6:334:GLU:CD	1.78	0.86
1:A:530:MET:HG2	4:4:354:GLN:CG	2.05	0.86
1:J:797:PHE:CD1	3:L:149:VAL:HG12	2.06	0.86
1:G:641:LYS:HD2	4:6:348:SER:CB	2.03	0.86
1:D:646:PHE:CD2	1:D:652:LEU:HD11	2.09	0.86
1:D:735:GLY:C	1:D:743:ALA:HB2	1.82	0.86
1:A:95:THR:OG1	1:A:769:ALA:HA	1.74	0.86
2:K:137:TRP:HA	2:K:145:ALA:CB	2.04	0.86
1:G:646:PHE:CD2	1:G:652:LEU:HD11	2.09	0.86
1:D:800:ARG:HB3	3:F:149:VAL:HG21	1.57	0.86
1:D:310:TYR:CZ	1:D:320:ILE:HD11	2.11	0.86
1:D:530:MET:HG2	4:5:354:GLN:CG	2.05	0.86
1:A:542:PHE:HA	4:4:143:TYR:HE1	1.34	0.86
1:J:599:ASN:OD1	1:J:649:VAL:HB	1.73	0.86
1:J:72:VAL:CG1	1:J:76:GLN:HB3	2.05	0.86
1:G:107:MLY:HB3	1:G:686:MET:HE2	1.58	0.86
1:J:530:MET:HG2	4:7:354:GLN:CG	2.06	0.86
1:G:530:MET:HG2	4:6:354:GLN:CG	2.05	0.86
1:A:636:LYS:H	4:4:334:GLU:CD	1.77	0.86
1:A:502:GLU:HA	1:A:762:HIS:N	1.90	0.86
3:F:24:LYS:HB3	3:F:63:ILE:O	1.72	0.86
2:E:149:ASP:CG	2:E:150:TYR:H	1.73	0.86
1:J:310:TYR:CZ	1:J:320:ILE:HD11	2.11	0.86
1:D:769:ALA:C	1:D:770:GLY:O	2.14	0.86
1:D:206:LYS:HD3	1:D:217:THR:CB	2.06	0.86
4:6:322:PRO:HB2	4:8:244:ASP:CG	1.94	0.86

Continued on next page...

Continued from previous page...

Atom-1	Atom-2	Interatomic distance (Å)	Clash overlap (Å)
4:4:287:ILE:CG2	4:6:205:GLU:HG2	2.05	0.86
1:D:72:VAL:CG1	1:D:76:GLN:HB3	2.05	0.86
1:G:206:LYS:HD3	1:G:217:THR:CB	2.06	0.86
1:G:84:MLY:CH1	1:G:715:VAL:HG12	2.05	0.86
4:V:287:ILE:CG2	4:X:205:GLU:HG2	2.05	0.86
1:G:755:HIS:HA	1:G:758:TYR:CE1	2.10	0.86
1:D:814:PHE:HD1	2:E:127:ARG:NH2	1.70	0.86
1:D:724:TYR:HE1	1:D:778:MET:CB	1.89	0.86
1:J:755:HIS:HA	1:J:758:TYR:CE1	2.10	0.86
1:A:793:ARG:HG3	3:C:146:ILE:HG22	1.58	0.86
1:A:538:GLU:N	4:4:351:THR:N	2.24	0.86
1:G:798:LEU:HD11	3:I:126:LEU:CG	2.06	0.85
1:J:206:LYS:HD3	1:J:217:THR:CB	2.06	0.85
1:A:538:GLU:OE2	4:4:355:MET:HE3	1.73	0.85
1:A:641:LYS:CD	1:A:647:GLN:OE1	2.17	0.85
2:E:163:ALA:HA	2:K:21:GLU:HB3	1.55	0.85
1:A:755:HIS:HA	1:A:758:TYR:CE1	2.10	0.85
2:B:117:LEU:CG	2:B:147:ASN:CG	2.44	0.85
1:J:410:ASN:OD1	4:7:334:GLU:CA	2.24	0.85
1:A:599:ASN:OD1	1:A:649:VAL:CA	2.25	0.85
1:G:215:GLN:H	1:G:340:ILE:HG12	1.06	0.85
2:E:117:LEU:CG	2:E:147:ASN:CG	2.44	0.85
2:H:117:LEU:CG	2:H:147:ASN:CG	2.45	0.85
1:J:646:PHE:CD2	1:J:652:LEU:HD11	2.09	0.85
1:J:797:PHE:HA	3:L:149:VAL:HG11	1.58	0.85
1:G:204:GLU:H	1:G:207:LYS:HE3	1.42	0.85
1:A:831:TRP:CD1	2:B:51:PHE:CZ	2.49	0.85
1:A:97:LEU:HD22	1:A:712:PRO:HB3	1.58	0.85
1:J:630:ALA:C	4:7:25:ASP:OD2	2.15	0.85
3:I:139:TYR:HA	3:I:142:PHE:HB3	1.56	0.85
1:D:732:ILE:HG23	1:D:747:LEU:HB2	1.57	0.85
1:G:725:ARG:CZ	1:G:733:PRO:HB3	2.05	0.85
1:G:202:SER:HA	1:G:207:LYS:HE2	0.85	0.85
1:G:599:ASN:OD1	1:G:649:VAL:CA	2.25	0.85
4:7:287:ILE:CG2	4:V:205:GLU:HG2	2.05	0.85
1:D:507:GLY:O	1:D:761:GLY:HA2	1.75	0.85
1:A:204:GLU:H	1:A:207:LYS:HE3	1.42	0.85
4:6:287:ILE:CG2	4:8:205:GLU:HG2	2.05	0.85
1:G:752:ASP:OD2	1:G:783:LEU:HB2	1.77	0.85
2:K:117:LEU:CG	2:K:147:ASN:CG	2.44	0.85
1:A:206:LYS:HD3	1:A:217:THR:CB	2.06	0.85

Continued on next page...

Continued from previous page...

Atom-1	Atom-2	Interatomic distance (Å)	Clash overlap (Å)
1:J:640:LYS:CB	1:J:645:SER:OG	2.25	0.85
1:A:410:ASN:OD1	4:4:334:GLU:CA	2.25	0.85
4:X:287:ILE:CG2	4:Z:205:GLU:HG2	2.05	0.85
1:G:707:CYS:HB3	1:G:714:ARG:HH12	0.75	0.85
1:A:800:ARG:HH11	3:C:149:VAL:CG1	1.90	0.85
1:A:202:SER:HA	1:A:207:LYS:HE2	0.85	0.85
1:D:599:ASN:OD1	1:D:649:VAL:CA	2.25	0.85
1:D:630:ALA:C	4:5:25:ASP:OD2	2.15	0.85
1:G:310:TYR:CZ	1:G:320:ILE:HD11	2.11	0.85
1:D:769:ALA:CB	1:D:770:GLY:C	2.45	0.85
1:G:410:ASN:OD1	4:6:334:GLU:CA	2.24	0.85
1:A:797:PHE:CD2	3:C:126:LEU:CD2	2.59	0.85
1:J:797:PHE:CB	3:L:149:VAL:CG1	2.54	0.85
1:D:204:GLU:H	1:D:207:LYS:HE3	1.42	0.85
1:A:646:PHE:CD2	1:A:652:LEU:HD11	2.09	0.85
1:A:630:ALA:C	4:4:25:ASP:OD2	2.15	0.85
1:D:418:THR:HB	1:D:421:GLU:HG3	1.59	0.85
1:A:725:ARG:CD	1:A:733:PRO:HB3	2.07	0.85
1:D:792:ALA:HB1	3:F:40:ASN:HB2	1.55	0.85
1:J:725:ARG:CZ	1:J:733:PRO:HB3	2.06	0.85
1:D:410:ASN:OD1	4:5:334:GLU:CA	2.24	0.85
4:2:287:ILE:CG2	4:4:205:GLU:HG2	2.05	0.85
2:K:121:LEU:CA	2:K:128:PHE:CB	2.46	0.84
1:J:410:ASN:ND2	4:7:336:LYS:HG2	1.92	0.84
1:J:529:PRO:CB	4:7:353:GLN:OE1	2.25	0.84
1:G:725:ARG:CD	1:G:733:PRO:HB3	2.07	0.84
1:G:732:ILE:HG23	1:G:747:LEU:HB2	1.57	0.84
1:A:530:MET:HE1	4:4:355:MET:SD	2.17	0.84
1:A:640:LYS:C	4:4:23:GLY:O	2.15	0.84
4:5:287:ILE:CG2	4:7:205:GLU:HG2	2.05	0.84
4:8:287:ILE:CG2	4:W:205:GLU:HG2	2.05	0.84
1:J:821:ARG:HH22	2:K:127:ARG:CD	1.89	0.84
1:J:543:PRO:HG3	4:7:143:TYR:O	1.77	0.84
1:A:836:PHE:HB3	2:B:161:GLU:HG2	1.57	0.84
1:J:800:ARG:HD2	3:L:149:VAL:HG23	0.85	0.84
1:D:202:SER:HA	1:D:207:LYS:HE2	0.85	0.84
1:J:510:TRP:CZ3	1:J:772:LEU:HD21	2.11	0.84
1:J:757:GLN:NE2	1:J:776:GLU:CG	2.39	0.84
1:G:410:ASN:ND2	4:6:336:LYS:HG2	1.92	0.84
1:G:538:GLU:N	4:6:351:THR:N	2.24	0.84
1:G:553:MLY:HG2	4:8:47:MET:H	1.43	0.84

Continued on next page...

Continued from previous page...

Atom-1	Atom-2	Interatomic distance (Å)	Clash overlap (Å)
1:A:795:ARG:NH2	3:C:116:GLU:CB	2.36	0.84
1:A:822:SER:OG	2:B:88:LEU:HA	1.77	0.84
4:3:287:ILE:CG2	4:5:205:GLU:HG2	2.05	0.84
1:J:418:THR:HB	1:J:421:GLU:HG3	1.60	0.84
2:B:121:LEU:CA	2:B:128:PHE:CB	2.46	0.84
1:J:640:LYS:C	4:7:23:GLY:O	2.15	0.84
1:J:732:ILE:HG23	1:J:747:LEU:CB	1.85	0.84
1:J:202:SER:HA	1:J:207:LYS:HE2	0.85	0.84
1:G:768:MLY:CD	1:G:772:LEU:HD22	2.06	0.84
1:D:732:ILE:HG21	1:D:747:LEU:HD13	0.91	0.84
1:J:754:ASP:OD2	1:J:776:GLU:HA	1.77	0.84
1:D:769:ALA:HA	1:D:771:LEU:CB	2.07	0.84
1:G:735:GLY:C	1:G:743:ALA:HB2	1.82	0.84
1:G:730:SER:OG	3:I:109:HIS:NE2	2.09	0.84
1:J:732:ILE:HG23	1:J:747:LEU:HB2	1.57	0.84
1:A:800:ARG:NH1	3:C:149:VAL:O	2.10	0.84
1:A:635:GLY:HA2	4:4:334:GLU:CG	2.03	0.84
1:D:817:GLN:NE2	2:E:127:ARG:CG	2.40	0.84
1:A:732:ILE:HG23	1:A:747:LEU:HB2	1.57	0.84
1:J:735:GLY:C	1:J:743:ALA:HB1	1.84	0.84
1:D:529:PRO:CB	4:5:353:GLN:OE1	2.25	0.84
1:D:557:GLU:H	4:7:48:GLY:HA3	1.28	0.84
1:D:640:LYS:C	4:5:23:GLY:O	2.15	0.84
4:W:287:ILE:CG2	4:Y:205:GLU:HG2	2.05	0.84
1:A:310:TYR:CZ	1:A:320:ILE:HD11	2.11	0.84
1:J:649:VAL:HG12	1:J:649:VAL:C	1.98	0.84
1:J:753:VAL:HA	1:J:780:ASP:OD2	1.78	0.84
1:G:557:GLU:N	4:8:48:GLY:HA2	1.91	0.84
1:G:648:THR:CG2	1:G:651:ALA:HB2	2.08	0.84
1:D:641:LYS:HG3	1:D:647:GLN:NE2	1.59	0.84
1:A:814:PHE:HA	2:B:127:ARG:NH2	1.93	0.84
1:J:204:GLU:H	1:J:207:LYS:HE3	1.41	0.84
1:D:649:VAL:C	1:D:649:VAL:HG12	1.98	0.84
4:5:237:GLU:HA	4:5:251:GLY:HA2	1.60	0.84
1:G:788:THR:C	3:I:42:THR:CG2	2.34	0.84
1:J:629:GLU:CG	1:J:643:GLY:O	2.26	0.84
1:A:410:ASN:ND2	4:4:336:LYS:HG2	1.93	0.84
1:D:640:LYS:CB	1:D:645:SER:OG	2.25	0.84
1:D:629:GLU:CG	1:D:643:GLY:O	2.26	0.84
4:X:286:ASP:OD1	4:Z:203:THR:CG2	2.26	0.84
4:3:237:GLU:HA	4:3:251:GLY:HA2	1.60	0.84

Continued on next page...

Continued from previous page...

Atom-1	Atom-2	Interatomic distance (Å)	Clash overlap (Å)
4:7:237:GLU:HA	4:7:251:GLY:HA2	1.60	0.84
2:H:141:PRO:CB	2:H:142:PRO:CD	2.56	0.84
1:A:542:PHE:CA	4:4:143:TYR:CE1	2.61	0.84
4:1:286:ASP:OD1	4:3:203:THR:CG2	2.26	0.84
4:0:286:ASP:OD1	4:2:203:THR:CG2	2.26	0.84
1:D:730:SER:O	1:D:734:GLU:HG3	1.78	0.83
1:D:538:GLU:N	4:5:351:THR:N	2.25	0.83
1:G:635:GLY:HA2	4:6:334:GLU:CG	2.03	0.83
1:A:797:PHE:CE2	3:C:126:LEU:HD23	2.07	0.83
1:J:599:ASN:OD1	1:J:649:VAL:CA	2.25	0.83
1:J:95:THR:OG1	1:J:713:SER:CB	2.25	0.83
4:1:237:GLU:HA	4:1:251:GLY:HA2	1.60	0.83
1:D:725:ARG:CD	1:D:733:PRO:HB3	2.07	0.83
2:K:141:PRO:CB	2:K:142:PRO:CD	2.56	0.83
1:D:410:ASN:ND2	4:5:336:LYS:HG2	1.92	0.83
1:D:648:THR:CG2	1:D:651:ALA:HB2	2.08	0.83
1:A:798:LEU:HD13	3:C:126:LEU:CD2	1.95	0.83
1:A:543:PRO:HG3	4:4:143:TYR:O	1.77	0.83
1:A:648:THR:CG2	1:A:651:ALA:HB2	2.08	0.83
1:J:783:LEU:O	1:J:787:ILE:HB	1.79	0.83
4:3:286:ASP:OD1	4:5:203:THR:CG2	2.26	0.83
4:V:237:GLU:HA	4:V:251:GLY:HA2	1.60	0.83
1:D:724:TYR:CE1	1:D:778:MET:CB	2.61	0.83
1:A:768:MLY:CB	1:A:771:LEU:HD13	2.08	0.83
1:J:542:PHE:CA	4:7:143:TYR:CE1	2.61	0.83
1:G:736:GLN:HA	1:G:743:ALA:HB2	1.51	0.83
1:G:549:SER:O	4:8:46:GLY:HA3	1.78	0.83
1:G:640:LYS:C	4:6:23:GLY:O	2.16	0.83
1:G:819:ASN:CG	2:H:92:ASP:CB	2.47	0.83
4:V:286:ASP:OD1	4:X:203:THR:CG2	2.26	0.83
1:G:795:ARG:HB2	3:I:35:ARG:NH2	1.91	0.83
1:G:529:PRO:CB	4:6:353:GLN:OE1	2.25	0.83
1:A:599:ASN:OD1	1:A:649:VAL:HB	1.72	0.83
1:D:732:ILE:CG2	1:D:747:LEU:HD13	1.34	0.83
1:G:542:PHE:CA	4:6:143:TYR:CE1	2.61	0.83
1:G:640:LYS:CB	1:G:645:SER:OG	2.25	0.83
1:J:795:ARG:CZ	3:L:35:ARG:HH12	1.92	0.83
4:2:286:ASP:OD1	4:4:203:THR:CG2	2.26	0.83
1:J:817:GLN:HB3	2:K:127:ARG:HH11	1.44	0.83
1:J:218:LEU:HB3	1:J:221:GLN:HG3	1.60	0.83
1:J:549:SER:O	4:V:46:GLY:HA3	1.78	0.83

Continued on next page...

Continued from previous page...

Atom-1	Atom-2	Interatomic distance (Å)	Clash overlap (Å)
1:A:549:SER:O	4:6:46:GLY:HA3	1.77	0.83
1:A:553:MLY:HG2	4:6:47:MET:H	1.44	0.83
1:A:831:TRP:HZ3	2:B:50:THR:HG21	1.44	0.83
1:A:646:PHE:CE2	1:A:652:LEU:CD1	2.58	0.83
4:1:287:ILE:CG2	4:3:205:GLU:HG2	2.05	0.83
4:X:237:GLU:HA	4:X:251:GLY:HA2	1.60	0.83
1:D:725:ARG:CZ	1:D:733:PRO:HB3	2.05	0.83
2:B:141:PRO:CB	2:B:142:PRO:CD	2.56	0.83
1:D:834:LEU:HD11	2:E:54:MET:HB2	1.56	0.83
1:J:730:SER:O	1:J:734:GLU:HG3	1.79	0.83
1:D:549:SER:O	4:7:46:GLY:HA3	1.77	0.83
1:A:629:GLU:CG	1:A:643:GLY:O	2.26	0.83
4:Z:237:GLU:HA	4:Z:251:GLY:HA2	1.60	0.83
2:E:141:PRO:CB	2:E:142:PRO:CD	2.56	0.83
2:H:144:VAL:HG12	2:H:153:ILE:CD1	2.09	0.83
1:J:538:GLU:N	4:7:351:THR:N	2.24	0.83
1:A:529:PRO:CB	4:4:353:GLN:OE1	2.25	0.83
1:A:506:GLU:H	1:A:761:GLY:HA2	1.43	0.83
4:6:286:ASP:OD1	4:8:203:THR:CG2	2.26	0.83
4:5:286:ASP:OD1	4:7:203:THR:CG2	2.26	0.83
1:G:791:GLN:OE1	3:I:116:GLU:CB	2.27	0.83
1:A:732:ILE:CG2	1:A:747:LEU:HD13	1.34	0.83
1:G:418:THR:HB	1:G:421:GLU:HG3	1.59	0.83
1:J:279:LEU:HB2	1:J:282:GLU:HG3	1.60	0.83
2:E:121:LEU:CA	2:E:128:PHE:CB	2.46	0.83
1:D:553:MLY:HG2	4:7:47:MET:H	1.44	0.83
1:A:836:PHE:HE1	2:B:159:HIS:CA	1.92	0.83
4:7:286:ASP:OD1	4:V:203:THR:CG2	2.26	0.83
4:8:286:ASP:OD1	4:W:203:THR:CG2	2.26	0.83
4:X:290:ARG:NH1	4:Z:202:THR:HG21	1.94	0.83
4:0:237:GLU:HA	4:0:251:GLY:HA2	1.60	0.83
1:D:279:LEU:HB2	1:D:282:GLU:HG3	1.60	0.83
1:J:831:TRP:CH2	2:K:34:ILE:HG21	2.14	0.82
1:G:543:PRO:HG3	4:6:143:TYR:O	1.78	0.82
1:D:641:LYS:HG2	1:D:647:GLN:HG3	1.61	0.82
4:0:290:ARG:NH1	4:2:202:THR:HG21	1.94	0.82
2:K:111:SER:OG	2:K:148:VAL:C	2.15	0.82
1:J:549:SER:O	4:V:46:GLY:CA	2.27	0.82
1:D:542:PHE:CA	4:5:143:TYR:CE1	2.61	0.82
1:G:538:GLU:OE2	4:6:355:MET:HE3	1.78	0.82
1:A:814:PHE:HD1	2:B:127:ARG:HH22	1.14	0.82

Continued on next page...

Continued from previous page...

Atom-1	Atom-2	Interatomic distance (Å)	Clash overlap (Å)
1:A:499:GLU:OE1	1:A:766:PHE:HZ	1.61	0.82
4:W:286:ASP:OD1	4:Y:203:THR:CG2	2.26	0.82
4:4:290:ARG:NH1	4:6:202:THR:HG21	1.94	0.82
4:8:290:ARG:NH1	4:W:202:THR:HG21	1.94	0.82
4:1:290:ARG:NH1	4:3:202:THR:HG21	1.95	0.82
4:2:290:ARG:NH1	4:4:202:THR:HG21	1.94	0.82
1:D:831:TRP:HH2	2:E:47:LEU:HA	1.43	0.82
1:J:542:PHE:CA	4:7:143:TYR:HE1	1.92	0.82
1:A:418:THR:HB	1:A:421:GLU:HG3	1.60	0.82
1:A:795:ARG:NH1	3:C:43:ASN:H	1.78	0.82
1:A:557:GLU:H	4:6:48:GLY:HA3	1.28	0.82
1:A:578:HIS:HB3	1:A:592:ILE:HD12	1.62	0.82
1:J:641:LYS:HG2	1:J:647:GLN:HG3	1.61	0.82
4:6:290:ARG:NH1	4:8:202:THR:HG21	1.94	0.82
4:2:237:GLU:HA	4:2:251:GLY:HA2	1.60	0.82
1:A:735:GLY:C	1:A:743:ALA:HB2	1.82	0.82
1:J:648:THR:CG2	1:J:651:ALA:HB2	2.08	0.82
1:J:90:ASP:OD2	1:J:764:MLY:CH1	2.27	0.82
1:G:769:ALA:HB3	1:G:770:GLY:HA2	0.83	0.82
1:G:629:GLU:CG	1:G:643:GLY:O	2.26	0.82
4:W:290:ARG:NH1	4:Y:202:THR:HG21	1.94	0.82
1:G:556:ASP:HA	4:8:49:GLN:O	1.69	0.82
1:G:218:LEU:HD22	1:G:222:ILE:CG1	2.09	0.82
1:J:218:LEU:HD22	1:J:222:ILE:CG1	2.10	0.82
1:J:549:SER:O	4:V:46:GLY:C	2.18	0.82
1:G:549:SER:O	4:8:46:GLY:CA	2.27	0.82
1:G:549:SER:O	4:8:46:GLY:C	2.18	0.82
1:D:218:LEU:HD22	1:D:222:ILE:CG1	2.10	0.82
4:V:290:ARG:NH1	4:X:202:THR:HG21	1.95	0.82
4:Y:237:GLU:HA	4:Y:251:GLY:HA2	1.60	0.82
1:A:107:MLY:HB3	1:A:686:MET:HE2	1.61	0.82
1:J:127:ASN:HD22	1:J:128:PRO:HD2	1.44	0.82
1:J:218:LEU:HA	1:J:221:GLN:HG2	1.62	0.82
1:J:643:GLY:N	4:7:24:ASP:HA	1.93	0.82
1:D:543:PRO:HG3	4:5:143:TYR:O	1.77	0.82
1:G:643:GLY:N	4:6:24:ASP:HA	1.94	0.82
1:G:578:HIS:HB3	1:G:592:ILE:HD12	1.62	0.82
1:D:817:GLN:NE2	2:E:127:ARG:HE	1.77	0.82
4:4:286:ASP:OD1	4:6:203:THR:CG2	2.26	0.82
4:3:290:ARG:NH1	4:5:202:THR:HG21	1.95	0.82
1:G:279:LEU:HB2	1:G:282:GLU:HG3	1.60	0.82

Continued on next page...

Continued from previous page...

Atom-1	Atom-2	Interatomic distance (Å)	Clash overlap (Å)
1:J:816:ILE:HD11	2:K:100:ALA:HB1	1.59	0.82
1:D:834:LEU:HD21	2:E:54:MET:CG	2.09	0.82
1:J:725:ARG:CD	1:J:733:PRO:HB3	2.07	0.82
1:A:542:PHE:CA	4:4:143:TYR:HE1	1.92	0.82
1:D:817:GLN:OE1	2:E:127:ARG:CZ	2.28	0.82
1:A:127:ASN:HD22	1:A:128:PRO:HD2	1.45	0.82
1:A:279:LEU:HB2	1:A:282:GLU:HG3	1.60	0.82
1:A:768:MLY:C	1:A:771:LEU:CB	2.57	0.82
1:J:757:GLN:HG2	1:J:776:GLU:HG3	0.82	0.82
1:J:721:LYS:CA	1:J:736:GLN:NE2	2.43	0.82
1:A:641:LYS:HG2	1:A:647:GLN:HG3	1.61	0.82
1:J:599:ASN:CA	1:J:649:VAL:CB	2.53	0.82
1:G:95:THR:OG1	1:G:713:SER:HB3	1.79	0.82
1:A:218:LEU:HD22	1:A:222:ILE:CG1	2.10	0.82
1:G:730:SER:O	1:G:734:GLU:HG3	1.78	0.82
1:D:218:LEU:HB3	1:D:221:GLN:HG3	1.60	0.82
1:D:817:GLN:NE2	2:E:127:ARG:NE	2.28	0.82
1:D:809:ARG:CZ	2:E:124:GLY:HA3	2.10	0.82
1:J:821:ARG:HH22	2:K:127:ARG:CG	1.84	0.81
1:J:734:GLU:O	1:J:738:MET:CG	2.28	0.81
1:D:549:SER:O	4:7:46:GLY:C	2.18	0.81
1:A:639:GLY:CA	4:4:344:SER:C	2.48	0.81
1:A:730:SER:O	1:A:734:GLU:HG3	1.78	0.81
1:D:734:GLU:O	1:D:738:MET:CG	2.28	0.81
1:D:549:SER:O	4:7:46:GLY:CA	2.27	0.81
1:A:640:LYS:CB	1:A:645:SER:OG	2.25	0.81
4:7:290:ARG:NH1	4:V:202:THR:HG21	1.94	0.81
4:4:237:GLU:HA	4:4:251:GLY:HA2	1.60	0.81
4:W:237:GLU:HA	4:W:251:GLY:HA2	1.60	0.81
2:B:111:SER:OG	2:B:148:VAL:C	2.15	0.81
2:K:121:LEU:CG	2:K:128:PHE:CA	2.48	0.81
1:D:834:LEU:HD21	2:E:54:MET:HG3	1.62	0.81
1:D:830:PRO:HD2	2:E:67:MET:HE1	1.63	0.81
1:J:578:HIS:HB3	1:J:592:ILE:HD12	1.62	0.81
1:G:734:GLU:O	1:G:738:MET:CG	2.28	0.81
1:D:639:GLY:CA	4:5:344:SER:C	2.48	0.81
1:A:798:LEU:HD12	3:C:126:LEU:HD21	1.58	0.81
1:A:553:MLY:CB	4:6:46:GLY:CA	2.32	0.81
1:A:549:SER:O	4:6:46:GLY:CA	2.28	0.81
1:A:831:TRP:CZ3	2:B:50:THR:HG21	2.15	0.81
1:D:643:GLY:N	4:5:24:ASP:HA	1.93	0.81

Continued on next page...

Continued from previous page...

Atom-1	Atom-2	Interatomic distance (Å)	Clash overlap (Å)
1:D:571:ALA:O	1:D:572:LYS:CG	2.28	0.81
1:J:480:ILE:HG22	1:J:481:ASN:HD22	1.45	0.81
4:6:237:GLU:HA	4:6:251:GLY:HA2	1.60	0.81
1:G:232:PHE:CZ	1:G:287:ILE:HD13	2.16	0.81
4:8:237:GLU:HA	4:8:251:GLY:HA2	1.60	0.81
1:G:800:ARG:HD2	3:I:149:VAL:HG22	1.61	0.81
1:D:792:ALA:HB1	3:F:40:ASN:HB3	1.62	0.81
1:J:510:TRP:CZ2	1:J:768:MLY:CH1	2.58	0.81
1:J:768:MLY:CH2	1:J:772:LEU:CB	2.35	0.81
1:J:639:GLY:CA	4:7:344:SER:C	2.48	0.81
1:D:557:GLU:N	4:7:48:GLY:HA2	1.90	0.81
1:A:549:SER:O	4:6:46:GLY:C	2.19	0.81
1:G:641:LYS:HG2	1:G:647:GLN:HG3	1.61	0.81
1:D:127:ASN:HD22	1:D:128:PRO:HD2	1.45	0.81
1:A:218:LEU:HA	1:A:221:GLN:HG2	1.62	0.81
1:J:550:PHE:CA	4:V:46:GLY:CA	2.59	0.81
1:D:550:PHE:CA	4:7:46:GLY:CA	2.59	0.81
1:D:578:HIS:HD2	1:D:591:ASN:HA	1.45	0.81
1:A:834:LEU:CD1	2:B:54:MET:HB3	2.08	0.81
1:A:789:ALA:CB	3:C:87:PHE:HE2	1.94	0.81
1:G:127:ASN:HD22	1:G:128:PRO:HD2	1.45	0.81
1:J:553:MLY:HG2	4:V:47:MET:H	1.44	0.81
1:D:542:PHE:CA	4:5:143:TYR:HE1	1.92	0.81
1:D:538:GLU:CA	4:5:351:THR:H	1.93	0.81
1:A:643:GLY:N	4:4:24:ASP:HA	1.93	0.81
4:5:290:ARG:NH1	4:7:202:THR:HG21	1.94	0.81
1:A:721:LYS:CA	1:A:736:GLN:NE2	2.43	0.81
1:A:538:GLU:CA	4:4:351:THR:H	1.93	0.81
1:D:641:LYS:HD2	4:5:348:SER:CA	2.09	0.81
4:5:223:PHE:HE1	4:5:255:PHE:HB2	1.46	0.81
1:G:480:ILE:HG22	1:G:481:ASN:HD22	1.45	0.81
1:D:723:ARG:O	1:D:782:MLY:NZ	2.13	0.81
2:B:121:LEU:CG	2:B:128:PHE:CA	2.48	0.81
2:K:144:VAL:HG12	2:K:153:ILE:CD1	2.10	0.81
1:G:721:LYS:CA	1:G:736:GLN:NE2	2.43	0.81
1:G:530:MET:HE1	4:6:355:MET:SD	2.20	0.81
1:A:793:ARG:HE	3:C:147:MET:CG	1.94	0.81
1:D:218:LEU:CA	1:D:221:GLN:HG2	2.10	0.81
4:4:223:PHE:HE1	4:4:255:PHE:HB2	1.46	0.81
4:7:223:PHE:HE1	4:7:255:PHE:HB2	1.46	0.81
1:D:107:MLY:HB3	1:D:686:MET:HE2	1.63	0.81

Continued on next page...

Continued from previous page...

Atom-1	Atom-2	Interatomic distance (Å)	Clash overlap (Å)
4:2:223:PHE:HE1	4:2:255:PHE:HB2	1.46	0.81
1:A:734:GLU:O	1:A:738:MET:CG	2.28	0.81
1:D:724:TYR:CZ	1:D:778:MET:SD	2.73	0.81
1:D:792:ALA:CB	3:F:40:ASN:O	2.29	0.81
1:D:831:TRP:CZ2	2:E:47:LEU:CG	2.63	0.81
1:G:639:GLY:CA	4:6:344:SER:C	2.48	0.81
1:J:641:LYS:HD2	4:7:348:SER:CA	2.09	0.81
1:D:507:GLY:HA2	1:D:762:HIS:CE1	2.16	0.81
4:3:223:PHE:HE1	4:3:255:PHE:HB2	1.46	0.81
1:D:724:TYR:O	1:D:782:MLY:HH11	1.80	0.81
1:D:218:LEU:HA	1:D:221:GLN:HG2	1.62	0.81
1:A:709:LYS:O	1:A:710:GLY:HA3	1.81	0.81
1:A:232:PHE:CZ	1:A:287:ILE:HD13	2.16	0.81
4:V:223:PHE:HE1	4:V:255:PHE:HB2	1.46	0.81
1:J:218:LEU:CA	1:J:221:GLN:HG2	2.10	0.80
1:J:538:GLU:CA	4:7:351:THR:H	1.93	0.80
1:J:578:HIS:HD2	1:J:591:ASN:HA	1.45	0.80
1:G:646:PHE:CE2	1:G:652:LEU:HD21	2.14	0.80
1:G:641:LYS:HD2	4:6:348:SER:CA	2.10	0.80
1:A:646:PHE:CE2	1:A:652:LEU:HD21	2.14	0.80
4:0:223:PHE:HE1	4:0:255:PHE:HB2	1.46	0.80
4:X:223:PHE:HE1	4:X:255:PHE:HB2	1.46	0.80
1:A:725:ARG:CZ	1:A:733:PRO:HB3	2.06	0.80
1:D:721:LYS:CA	1:D:736:GLN:NE2	2.43	0.80
1:G:836:PHE:CZ	2:H:159:HIS:HA	2.15	0.80
1:A:550:PHE:CA	4:6:46:GLY:CA	2.59	0.80
1:J:800:ARG:HD2	3:L:149:VAL:CB	2.10	0.80
1:A:641:LYS:HD2	4:4:348:SER:CA	2.09	0.80
1:A:813:ILE:HG23	2:B:127:ARG:CD	1.94	0.80
1:G:571:ALA:O	1:G:572:LYS:CG	2.28	0.80
4:Y:223:PHE:HE1	4:Y:255:PHE:HB2	1.46	0.80
1:D:374:GLN:HG3	1:D:375:ALA:N	1.96	0.80
1:D:723:ARG:O	1:D:782:MLY:CE	2.30	0.80
2:K:141:PRO:CB	2:K:142:PRO:HD2	2.11	0.80
1:J:798:LEU:CD2	3:L:126:LEU:CG	2.59	0.80
1:D:215:GLN:N	1:D:340:ILE:CD1	2.44	0.80
2:B:144:VAL:CA	2:B:153:ILE:HD11	2.11	0.80
1:G:93:MET:CE	1:G:763:THR:C	2.48	0.80
1:G:553:MLY:NZ	4:8:45:VAL:HA	1.84	0.80
1:J:215:GLN:N	1:J:340:ILE:CD1	2.44	0.80
1:D:818:TYR:CB	2:E:90:GLY:N	2.45	0.80

Continued on next page...

Continued from previous page...

Atom-1	Atom-2	Interatomic distance (Å)	Clash overlap (Å)
1:J:374:GLN:HG3	1:J:375:ALA:N	1.96	0.80
4:Z:223:PHE:HE1	4:Z:255:PHE:HB2	1.46	0.80
1:D:732:ILE:HG22	1:D:747:LEU:HD12	0.81	0.80
1:D:797:PHE:HE2	3:F:126:LEU:CD2	1.93	0.80
2:B:141:PRO:CB	2:B:142:PRO:HD2	2.11	0.80
1:D:831:TRP:HA	2:E:51:PHE:HE1	1.45	0.80
1:G:538:GLU:HG3	4:6:351:THR:C	2.02	0.80
1:G:538:GLU:CA	4:6:351:THR:H	1.93	0.80
2:E:111:SER:OG	2:E:148:VAL:C	2.15	0.80
1:A:732:ILE:HG21	1:A:747:LEU:HD13	0.91	0.80
2:K:141:PRO:HB2	2:K:142:PRO:CD	2.11	0.80
1:D:578:HIS:HB3	1:D:592:ILE:HD12	1.62	0.80
1:A:215:GLN:N	1:A:340:ILE:CD1	2.44	0.80
1:D:822:SER:CB	2:E:88:LEU:CD2	2.52	0.80
1:G:829:TRP:CH2	2:H:87:LYS:CE	2.63	0.80
1:J:93:MET:HG3	1:J:764:MLY:CD	2.11	0.80
1:J:93:MET:SD	1:J:716:LEU:CD1	2.67	0.80
1:A:480:ILE:HG22	1:A:481:ASN:HD22	1.45	0.80
1:G:732:ILE:HG22	1:G:747:LEU:HD12	0.81	0.80
1:G:542:PHE:CA	4:6:143:TYR:HE1	1.93	0.80
1:G:578:HIS:HD2	1:G:591:ASN:HA	1.44	0.80
1:G:599:ASN:CA	1:G:649:VAL:CB	2.53	0.80
3:L:49:ILE:N	3:L:52:ASN:ND2	2.29	0.80
4:6:223:PHE:HE1	4:6:255:PHE:HB2	1.46	0.80
1:G:798:LEU:CD2	3:I:122:GLU:HB3	2.10	0.80
2:K:144:VAL:CA	2:K:153:ILE:HD11	2.11	0.80
1:A:578:HIS:HD2	1:A:591:ASN:HA	1.45	0.80
1:J:797:PHE:HB2	3:L:149:VAL:CG1	2.12	0.80
1:G:215:GLN:N	1:G:340:ILE:CD1	2.44	0.80
1:J:571:ALA:O	1:J:572:LYS:CG	2.28	0.80
4:1:223:PHE:HE1	4:1:255:PHE:HB2	1.46	0.80
1:A:374:GLN:HG3	1:A:375:ALA:N	1.96	0.80
1:D:232:PHE:CZ	1:D:287:ILE:HD13	2.16	0.80
1:G:218:LEU:HA	1:G:221:GLN:HG2	1.62	0.80
1:G:769:ALA:HB2	1:G:770:GLY:CA	2.12	0.80
1:G:550:PHE:CA	4:8:46:GLY:CA	2.59	0.80
1:A:732:ILE:HG22	1:A:747:LEU:HD12	0.81	0.79
1:J:820:VAL:HG11	2:K:136:MET:HE3	1.64	0.79
1:D:830:PRO:HB2	2:E:51:PHE:CE2	2.16	0.79
1:J:732:ILE:HG22	1:J:747:LEU:HD12	0.81	0.79
1:G:553:MLY:CB	4:8:46:GLY:CA	2.33	0.79

Continued on next page...

Continued from previous page...

Atom-1	Atom-2	Interatomic distance (Å)	Clash overlap (Å)
3:C:49:ILE:N	3:C:52:ASN:ND2	2.29	0.79
3:F:49:ILE:N	3:F:52:ASN:ND2	2.29	0.79
1:A:752:ASP:O	1:A:778:MET:SD	2.39	0.79
1:J:838:ILE:CD1	2:K:54:MET:CE	2.61	0.79
1:J:232:PHE:CZ	1:J:287:ILE:HD13	2.16	0.79
1:G:374:GLN:HG3	1:G:375:ALA:N	1.96	0.79
1:J:84:MLY:HE2	1:J:719:ASP:CB	1.63	0.79
1:J:784:ALA:O	1:J:788:THR:N	2.14	0.79
1:D:480:ILE:HG22	1:D:481:ASN:HD22	1.45	0.79
1:G:752:ASP:C	1:G:779:ARG:NH1	2.34	0.79
2:E:144:VAL:HG12	2:E:153:ILE:CD1	2.10	0.79
1:D:736:GLN:HA	1:D:743:ALA:HB2	1.51	0.79
1:J:732:ILE:CG2	1:J:747:LEU:HD13	1.34	0.79
1:J:732:ILE:HG21	1:J:747:LEU:HD13	0.90	0.79
4:6:287:ILE:HB	4:8:204:ALA:N	1.97	0.79
1:A:571:ALA:O	1:A:572:LYS:CG	2.28	0.79
2:E:144:VAL:CA	2:E:153:ILE:HD11	2.11	0.79
1:A:732:ILE:HG23	1:A:747:LEU:CB	1.85	0.79
2:H:121:LEU:CG	2:H:128:PHE:CA	2.49	0.79
1:D:769:ALA:HA	1:D:771:LEU:N	1.97	0.79
1:G:819:ASN:ND2	2:H:92:ASP:HB2	1.96	0.79
1:A:599:ASN:CA	1:A:649:VAL:CB	2.54	0.79
3:I:49:ILE:N	3:I:52:ASN:ND2	2.29	0.79
4:W:223:PHE:HE1	4:W:255:PHE:HB2	1.46	0.79
2:H:144:VAL:CA	2:H:153:ILE:HD11	2.11	0.79
1:A:557:GLU:N	4:6:48:GLY:HA2	1.90	0.79
1:A:641:LYS:CE	1:A:647:GLN:CG	2.60	0.79
4:4:287:ILE:HB	4:6:204:ALA:N	1.97	0.79
1:A:174:SER:CB	1:A:667:THR:HG21	2.13	0.79
1:G:754:ASP:HB2	1:G:776:GLU:CD	2.02	0.79
1:J:817:GLN:OE1	2:K:127:ARG:HD2	1.82	0.79
1:J:530:MET:HE1	4:7:355:MET:SD	2.23	0.79
2:E:150:TYR:C	2:E:151:LYS:CG	2.48	0.79
2:E:141:PRO:CB	2:E:142:PRO:HD2	2.12	0.79
2:H:141:PRO:CB	2:H:142:PRO:HD2	2.12	0.79
1:D:830:PRO:HD2	2:E:67:MET:CE	2.11	0.79
1:A:218:LEU:CA	1:A:221:GLN:HG2	2.10	0.79
1:A:538:GLU:HG3	4:4:351:THR:C	2.03	0.79
2:B:141:PRO:HB2	2:B:142:PRO:CD	2.11	0.79
1:D:768:MLY:CA	1:D:771:LEU:HD13	2.12	0.79
1:G:537:GLU:O	4:6:350:SER:N	2.16	0.79

Continued on next page...

Continued from previous page...

Atom-1	Atom-2	Interatomic distance (Å)	Clash overlap (Å)
1:G:550:PHE:N	4:8:46:GLY:HA3	1.97	0.79
1:A:537:GLU:O	4:4:350:SER:N	2.16	0.79
1:A:409:GLY:N	1:A:636:LYS:CG	2.44	0.79
1:A:550:PHE:N	4:6:46:GLY:HA3	1.97	0.79
1:D:641:LYS:CE	1:D:647:GLN:HB2	2.13	0.79
1:G:641:LYS:HD2	4:6:348:SER:HB2	1.54	0.79
2:E:141:PRO:HB2	2:E:142:PRO:CD	2.12	0.79
1:D:793:ARG:HA	3:F:40:ASN:ND2	1.96	0.79
1:D:537:GLU:O	4:5:350:SER:N	2.16	0.79
1:D:407:GLY:HA2	1:D:412:ALA:HA	1.65	0.79
1:D:409:GLY:N	1:D:636:LYS:CG	2.44	0.79
1:D:550:PHE:HA	4:7:46:GLY:HA2	1.64	0.79
4:W:287:ILE:HB	4:Y:204:ALA:N	1.98	0.79
3:I:50:LEU:C	3:I:53:PRO:HD2	2.03	0.79
3:L:50:LEU:C	3:L:53:PRO:HD2	2.03	0.79
1:J:407:GLY:HA2	1:J:412:ALA:HA	1.65	0.79
1:D:792:ALA:CA	3:F:40:ASN:HB3	2.12	0.79
1:A:769:ALA:C	1:A:772:LEU:N	2.33	0.79
1:D:834:LEU:HG	2:E:54:MET:CG	2.03	0.79
1:G:218:LEU:CA	1:G:221:GLN:HG2	2.10	0.79
1:J:92:ALA:O	1:J:714:ARG:CG	2.31	0.79
1:G:550:PHE:HA	4:8:46:GLY:HA2	1.64	0.79
1:A:641:LYS:HD2	4:4:348:SER:HB2	1.54	0.79
1:G:174:SER:CB	1:G:667:THR:HG21	2.13	0.79
1:D:732:ILE:HG23	1:D:747:LEU:CB	1.85	0.78
2:B:144:VAL:HG12	2:B:153:ILE:CD1	2.09	0.78
1:J:642:LYS:CG	4:7:23:GLY:H	1.77	0.78
4:1:287:ILE:HB	4:3:204:ALA:N	1.97	0.78
1:G:407:GLY:HA2	1:G:412:ALA:HA	1.65	0.78
1:A:817:GLN:HB2	2:B:127:ARG:NH1	1.97	0.78
3:F:50:LEU:C	3:F:53:PRO:HD2	2.03	0.78
1:D:291:ILE:HA	1:D:331:LEU:HD11	1.64	0.78
1:J:754:ASP:OD2	1:J:776:GLU:CB	2.32	0.78
1:J:409:GLY:N	1:J:636:LYS:CG	2.44	0.78
1:J:538:GLU:HG3	4:7:351:THR:C	2.03	0.78
1:J:550:PHE:HA	4:V:46:GLY:HA2	1.64	0.78
1:A:553:MLY:NZ	4:6:45:VAL:HA	1.84	0.78
1:A:550:PHE:HA	4:6:46:GLY:HA2	1.65	0.78
4:V:287:ILE:HB	4:X:204:ALA:N	1.97	0.78
1:J:639:GLY:CA	4:7:345:ILE:N	2.47	0.78
1:J:641:LYS:CE	1:J:647:GLN:HB2	2.13	0.78

Continued on next page...

Continued from previous page...

Atom-1	Atom-2	Interatomic distance (Å)	Clash overlap (Å)
3:C:50:LEU:C	3:C:53:PRO:HD2	2.03	0.78
2:E:162:ASP:HB3	2:K:20:ASP:HB2	1.64	0.78
1:D:481:ASN:N	1:D:481:ASN:HD22	1.82	0.78
1:J:291:ILE:HA	1:J:331:LEU:HD11	1.64	0.78
1:A:51:THR:O	1:A:62:VAL:HG13	1.84	0.78
1:D:550:PHE:N	4:7:46:GLY:HA3	1.97	0.78
1:G:642:LYS:HG2	4:6:22:ALA:HA	1.65	0.78
1:G:646:PHE:HE2	1:G:652:LEU:CD2	1.97	0.78
1:A:642:LYS:HG2	4:4:22:ALA:HA	1.66	0.78
4:5:287:ILE:HB	4:7:204:ALA:N	1.97	0.78
1:D:815:CYS:SG	2:E:92:ASP:HB2	2.24	0.78
1:J:537:GLU:O	4:7:350:SER:N	2.16	0.78
1:G:537:GLU:HG3	4:6:350:SER:O	1.79	0.78
4:8:287:ILE:HB	4:W:204:ALA:N	1.97	0.78
4:3:287:ILE:HB	4:5:204:ALA:N	1.98	0.78
1:J:646:PHE:HE2	1:J:652:LEU:CD2	1.97	0.78
1:G:93:MET:SD	1:G:763:THR:HG22	2.24	0.78
1:J:797:PHE:HA	3:L:149:VAL:CG1	2.12	0.78
3:C:49:ILE:N	3:C:52:ASN:HD22	1.82	0.78
1:J:174:SER:CB	1:J:667:THR:HG21	2.13	0.78
1:G:291:ILE:HA	1:G:331:LEU:HD11	1.64	0.78
1:G:51:THR:O	1:G:62:VAL:HG13	1.84	0.78
1:A:556:ASP:HA	4:6:49:GLN:O	1.70	0.78
2:B:121:LEU:CG	2:B:128:PHE:HA	2.14	0.78
1:J:530:MET:CG	4:7:354:GLN:CB	2.30	0.78
1:J:550:PHE:N	4:V:46:GLY:HA3	1.97	0.78
1:G:732:ILE:HG21	1:G:747:LEU:HD13	0.91	0.78
1:G:93:MET:CA	1:G:764:MLY:NZ	2.35	0.78
1:A:537:GLU:HG3	4:4:350:SER:O	1.79	0.78
1:J:798:LEU:HD21	3:L:126:LEU:CG	2.14	0.78
1:D:800:ARG:CD	3:F:149:VAL:C	2.53	0.78
4:2:287:ILE:HB	4:4:204:ALA:N	1.98	0.78
1:J:51:THR:O	1:J:62:VAL:HG13	1.84	0.78
4:8:223:PHE:HE1	4:8:255:PHE:HB2	1.46	0.78
1:D:831:TRP:HA	2:E:51:PHE:CE1	2.19	0.78
1:D:831:TRP:N	2:E:51:PHE:CZ	2.52	0.78
1:J:95:THR:HA	1:J:713:SER:HA	1.66	0.78
1:A:496:PHE:CD2	1:A:514:ASP:HA	2.19	0.78
1:D:793:ARG:HE	3:F:147:MET:HA	1.47	0.78
2:B:117:LEU:HB2	2:B:147:ASN:HD21	1.47	0.78
1:J:84:MLY:HH11	1:J:715:VAL:HG11	1.66	0.78

Continued on next page...

Continued from previous page...

Atom-1	Atom-2	Interatomic distance (Å)	Clash overlap (Å)
1:G:639:GLY:CA	4:6:345:ILE:N	2.47	0.78
1:D:646:PHE:CE2	1:D:652:LEU:HD21	2.14	0.78
1:D:839:MLY:CH1	2:E:159:HIS:CB	2.61	0.78
1:A:789:ALA:HB1	3:C:87:PHE:CE2	2.18	0.78
1:G:496:PHE:CD2	1:G:514:ASP:HA	2.19	0.78
1:G:219:GLU:O	1:G:223:ILE:HG13	1.84	0.78
1:J:496:PHE:CD2	1:J:514:ASP:HA	2.19	0.78
1:J:107:MLY:HB3	1:J:686:MET:HE2	1.66	0.78
1:G:727:LEU:O	3:I:113:THR:OG1	2.02	0.77
1:D:639:GLY:CA	4:5:345:ILE:N	2.47	0.77
1:D:538:GLU:HG3	4:5:351:THR:C	2.03	0.77
1:G:409:GLY:N	1:G:636:LYS:CG	2.44	0.77
1:A:795:ARG:CB	3:C:35:ARG:NH2	2.43	0.77
1:J:829:TRP:CZ3	2:K:84:PHE:CE2	2.51	0.77
1:A:219:GLU:O	1:A:223:ILE:HG13	1.84	0.77
1:D:724:TYR:C	1:D:782:MLY:HH11	2.04	0.77
2:K:117:LEU:HB2	2:K:147:ASN:HD21	1.47	0.77
1:D:831:TRP:CH2	2:E:34:ILE:CG2	2.65	0.77
1:A:530:MET:HE3	4:4:354:GLN:HG2	1.65	0.77
4:5:223:PHE:HD2	4:5:312:ARG:HH21	1.32	0.77
4:V:223:PHE:HD2	4:V:312:ARG:HH21	1.33	0.77
4:Z:223:PHE:HD2	4:Z:312:ARG:HH21	1.33	0.77
1:D:496:PHE:CD2	1:D:514:ASP:HA	2.19	0.77
1:D:831:TRP:CH2	2:E:47:LEU:CA	2.37	0.77
1:D:530:MET:HE1	4:5:355:MET:SD	2.24	0.77
1:A:502:GLU:CG	1:A:764:MLY:O	2.31	0.77
4:X:223:PHE:HD2	4:X:312:ARG:HH21	1.33	0.77
1:A:407:GLY:HA2	1:A:412:ALA:HA	1.65	0.77
1:J:116:TYR:O	1:J:153:PRO:HB2	1.85	0.77
1:G:836:PHE:CZ	2:H:160:GLY:N	2.50	0.77
1:G:93:MET:CE	1:G:764:MLY:HE3	2.14	0.77
1:D:809:ARG:CZ	2:E:124:GLY:CA	2.61	0.77
1:D:51:THR:O	1:D:62:VAL:HG13	1.84	0.77
1:A:291:ILE:HA	1:A:331:LEU:HD11	1.64	0.77
1:D:831:TRP:HZ3	2:E:34:ILE:HG23	1.42	0.77
1:J:725:ARG:HG3	1:J:733:PRO:HA	1.67	0.77
1:A:793:ARG:HH21	3:C:147:MET:CB	1.97	0.77
3:I:49:ILE:N	3:I:52:ASN:HD22	1.82	0.77
1:G:831:TRP:CZ2	2:H:47:LEU:HD22	2.17	0.77
1:G:218:LEU:HD22	1:G:222:ILE:HG12	1.66	0.77
1:J:93:MET:HG3	1:J:764:MLY:HD3	1.60	0.77

Continued on next page...

Continued from previous page...

Atom-1	Atom-2	Interatomic distance (Å)	Clash overlap (Å)
1:A:639:GLY:CA	4:4:345:ILE:N	2.47	0.77
1:G:641:LYS:CE	1:G:647:GLN:HB2	2.13	0.77
1:D:629:GLU:HA	1:D:643:GLY:C	2.05	0.77
4:7:223:PHE:HD2	4:7:312:ARG:HH21	1.33	0.77
1:G:116:TYR:O	1:G:153:PRO:HB2	1.85	0.77
1:A:736:GLN:HA	1:A:743:ALA:HB2	1.51	0.77
1:G:728:ASN:ND2	3:I:113:THR:OG1	2.18	0.77
1:G:732:ILE:CG2	1:G:747:LEU:HD13	1.34	0.77
1:G:736:GLN:HA	1:G:743:ALA:HB1	1.26	0.77
1:D:174:SER:CB	1:D:667:THR:HG21	2.13	0.77
1:D:116:TYR:O	1:D:153:PRO:HB2	1.85	0.77
2:K:121:LEU:CG	2:K:128:PHE:HA	2.14	0.77
1:J:629:GLU:HA	1:J:643:GLY:C	2.05	0.77
1:D:646:PHE:HE2	1:D:652:LEU:CD2	1.97	0.77
4:0:223:PHE:HD2	4:0:312:ARG:HH21	1.33	0.77
3:I:3:SER:O	3:I:4:LYS:HB2	1.84	0.77
1:D:94:MET:CE	1:D:101:ALA:HB1	2.15	0.77
1:A:725:ARG:HG3	1:A:733:PRO:HA	1.67	0.77
1:A:757:GLN:HB2	1:A:771:LEU:HD11	1.58	0.77
1:A:641:LYS:CE	1:A:647:GLN:HB2	2.13	0.77
1:A:646:PHE:HE2	1:A:652:LEU:CD2	1.97	0.77
4:X:287:ILE:HB	4:Z:204:ALA:N	1.97	0.77
4:4:223:PHE:HD2	4:4:312:ARG:HH21	1.33	0.77
4:3:223:PHE:HD2	4:3:312:ARG:HH21	1.33	0.77
4:1:223:PHE:HD2	4:1:312:ARG:HH21	1.33	0.77
1:D:721:LYS:CA	1:D:736:GLN:OE1	2.33	0.77
2:H:141:PRO:HB2	2:H:142:PRO:CD	2.11	0.77
1:J:218:LEU:HD22	1:J:222:ILE:HG12	1.67	0.77
1:J:646:PHE:CE2	1:J:652:LEU:HD21	2.14	0.77
1:G:769:ALA:O	1:G:773:GLY:CA	2.33	0.77
1:G:725:ARG:HG3	1:G:733:PRO:HA	1.67	0.77
1:G:733:PRO:C	1:G:737:PHE:HD1	1.88	0.77
1:D:642:LYS:HG2	4:5:22:ALA:HA	1.65	0.77
1:D:508:ILE:HA	1:D:761:GLY:HA3	1.65	0.77
1:D:818:TYR:CG	2:E:89:LYS:HB2	2.20	0.77
1:J:219:GLU:O	1:J:223:ILE:HG13	1.84	0.77
1:A:721:LYS:CA	1:A:736:GLN:OE1	2.33	0.76
1:D:733:PRO:C	1:D:737:PHE:HD1	1.88	0.76
1:G:732:ILE:N	1:G:733:PRO:HD2	2.00	0.76
1:D:635:GLY:HA3	4:5:341:ILE:CD1	2.14	0.76
1:A:793:ARG:NH2	3:C:147:MET:CE	2.48	0.76

Continued on next page...

Continued from previous page...

Atom-1	Atom-2	Interatomic distance (Å)	Clash overlap (Å)
1:J:641:LYS:CE	1:J:647:GLN:CG	2.60	0.76
1:A:502:GLU:CB	1:A:761:GLY:HA3	2.16	0.76
3:F:49:ILE:N	3:F:52:ASN:HD22	1.82	0.76
4:2:223:PHE:HD2	4:2:312:ARG:HH21	1.33	0.76
3:L:3:SER:O	3:L:4:LYS:HB2	1.85	0.76
1:G:798:LEU:HD22	3:I:126:LEU:HD11	1.66	0.76
1:A:732:ILE:N	1:A:733:PRO:HD2	2.00	0.76
1:J:635:GLY:HA3	4:7:341:ILE:CD1	2.14	0.76
1:D:599:ASN:CA	1:D:649:VAL:CB	2.53	0.76
4:0:287:ILE:HB	4:2:204:ALA:N	1.97	0.76
1:J:94:MET:CE	1:J:101:ALA:HB1	2.15	0.76
2:E:121:LEU:CG	2:E:128:PHE:HA	2.14	0.76
1:J:721:LYS:CA	1:J:736:GLN:OE1	2.33	0.76
1:D:641:LYS:CE	1:D:647:GLN:CG	2.60	0.76
1:A:94:MET:CE	1:A:101:ALA:HB1	2.15	0.76
1:D:219:GLU:O	1:D:223:ILE:HG13	1.84	0.76
1:G:218:LEU:HB2	1:G:221:GLN:CG	2.09	0.76
1:J:721:LYS:HG2	1:J:736:GLN:CD	1.86	0.76
1:D:534:SER:O	4:5:351:THR:N	2.19	0.76
1:G:530:MET:CG	4:6:354:GLN:CB	2.30	0.76
1:A:795:ARG:NH1	3:C:43:ASN:N	2.31	0.76
1:A:629:GLU:HA	1:A:643:GLY:C	2.05	0.76
4:7:287:ILE:HB	4:V:204:ALA:N	1.97	0.76
1:A:623:PHE:CG	1:A:623:PHE:CA	2.68	0.76
1:D:732:ILE:N	1:D:733:PRO:HD2	2.00	0.76
1:J:831:TRP:CH2	2:K:47:LEU:CD2	2.68	0.76
2:H:121:LEU:CG	2:H:128:PHE:HA	2.14	0.76
1:A:218:LEU:HD22	1:A:222:ILE:HG12	1.67	0.76
1:J:732:ILE:N	1:J:733:PRO:HD2	2.01	0.76
1:J:733:PRO:C	1:J:737:PHE:HD1	1.88	0.76
1:G:629:GLU:HA	1:G:643:GLY:C	2.05	0.76
1:G:641:LYS:HD2	1:G:647:GLN:OE1	1.81	0.76
4:6:290:ARG:HH22	4:8:202:THR:HG23	1.50	0.76
2:H:150:TYR:C	2:H:151:LYS:CG	2.48	0.76
4:Y:223:PHE:HD2	4:Y:312:ARG:HH21	1.33	0.76
1:G:797:PHE:HD1	3:I:149:VAL:CB	1.97	0.76
1:A:721:LYS:HG2	1:A:736:GLN:CD	1.86	0.76
1:G:817:GLN:HB3	2:H:127:ARG:HD2	1.53	0.76
1:D:831:TRP:CG	2:E:51:PHE:CZ	2.74	0.76
1:D:529:PRO:C	4:5:354:GLN:CB	2.49	0.76
1:G:530:MET:HE3	4:6:354:GLN:HG2	1.66	0.76

Continued on next page...

Continued from previous page...

Atom-1	Atom-2	Interatomic distance (Å)	Clash overlap (Å)
4:8:290:ARG:NH1	4:W:202:THR:CG2	2.49	0.76
4:8:290:ARG:HH22	4:W:202:THR:HG23	1.50	0.76
4:V:290:ARG:NH1	4:X:202:THR:CG2	2.49	0.76
1:J:623:PHE:CA	1:J:623:PHE:CG	2.68	0.76
1:J:481:ASN:N	1:J:481:ASN:HD22	1.82	0.76
4:6:223:PHE:HD2	4:6:312:ARG:HH21	1.33	0.76
4:W:223:PHE:HD2	4:W:312:ARG:HH21	1.32	0.76
4:8:223:PHE:HD2	4:8:312:ARG:HH21	1.32	0.76
1:J:550:PHE:HA	4:V:46:GLY:HA3	1.66	0.76
4:5:290:ARG:NH1	4:7:202:THR:CG2	2.49	0.76
4:0:290:ARG:NH1	4:2:202:THR:CG2	2.49	0.76
2:E:117:LEU:HB2	2:E:147:ASN:HD21	1.47	0.76
1:D:553:MLY:NZ	4:7:45:VAL:HA	1.84	0.76
1:D:623:PHE:CA	1:D:623:PHE:CG	2.68	0.76
1:J:820:VAL:HG11	2:K:136:MET:CE	2.16	0.76
1:A:218:LEU:HB2	1:A:221:GLN:CG	2.09	0.76
1:G:735:GLY:C	1:G:743:ALA:HB1	1.84	0.76
1:D:550:PHE:HA	4:7:46:GLY:HA3	1.66	0.76
1:G:649:VAL:CB	1:G:649:VAL:CG1	2.64	0.76
1:D:649:VAL:CB	1:D:649:VAL:CG1	2.64	0.76
4:4:290:ARG:NH1	4:6:202:THR:CG2	2.49	0.76
4:X:290:ARG:NH1	4:Z:202:THR:CG2	2.49	0.76
1:D:664:LEU:O	1:D:667:THR:HB	1.86	0.76
1:A:116:TYR:O	1:A:153:PRO:HB2	1.85	0.76
1:A:218:LEU:HB3	1:A:221:GLN:HG3	1.61	0.76
1:D:538:GLU:OE2	4:5:355:MET:HE3	1.86	0.76
1:G:94:MET:CE	1:G:101:ALA:HB1	2.15	0.76
1:A:768:MLY:HB3	1:A:771:LEU:CB	2.16	0.75
1:G:534:SER:O	4:6:351:THR:N	2.20	0.75
1:G:641:LYS:CE	1:G:647:GLN:CG	2.61	0.75
3:L:49:ILE:N	3:L:52:ASN:HD22	1.82	0.75
1:G:798:LEU:CD1	3:I:126:LEU:CG	2.65	0.75
1:J:818:TYR:CZ	2:K:127:ARG:NH2	2.54	0.75
1:D:831:TRP:CZ2	2:E:47:LEU:HB3	2.19	0.75
1:A:502:GLU:CD	1:A:763:THR:H	1.88	0.75
1:J:90:ASP:HB3	1:J:764:MLY:HH21	1.69	0.75
1:A:793:ARG:HE	3:C:147:MET:HA	1.49	0.75
1:J:95:THR:HG1	1:J:713:SER:HB3	1.47	0.75
1:G:481:ASN:HD22	1:G:481:ASN:N	1.82	0.75
1:J:556:ASP:HA	4:V:49:GLN:O	1.69	0.75
1:G:751:GLY:CA	3:I:114:LEU:HD13	2.16	0.75

Continued on next page...

Continued from previous page...

Atom-1	Atom-2	Interatomic distance (Å)	Clash overlap (Å)
1:D:537:GLU:HG3	4:5:350:SER:O	1.79	0.75
1:A:831:TRP:HH2	2:B:50:THR:CB	2.00	0.75
1:D:642:LYS:CG	4:5:23:GLY:H	1.77	0.75
1:A:649:VAL:CB	1:A:649:VAL:CG1	2.64	0.75
1:A:664:LEU:O	1:A:667:THR:HB	1.86	0.75
1:J:541:MET:O	4:7:143:TYR:CZ	2.40	0.75
1:D:166:MET:HE1	1:D:254:PHE:HB2	1.68	0.75
1:J:642:LYS:HG2	4:7:22:ALA:HA	1.65	0.75
1:G:721:LYS:CA	1:G:736:GLN:OE1	2.33	0.75
1:J:649:VAL:CG1	1:J:649:VAL:CB	2.64	0.75
1:G:623:PHE:CA	1:G:623:PHE:CG	2.68	0.75
1:A:502:GLU:CA	1:A:761:GLY:CA	2.65	0.75
4:X:288:ASP:H	4:Z:203:THR:HG22	1.52	0.75
1:D:725:ARG:HG3	1:D:733:PRO:HA	1.67	0.75
1:D:724:TYR:HA	1:D:782:MLY:CH1	2.16	0.75
1:G:817:GLN:CD	2:H:127:ARG:CD	2.54	0.75
1:A:530:MET:CG	4:4:354:GLN:CB	2.30	0.75
1:A:534:SER:O	4:4:351:THR:N	2.18	0.75
1:D:839:MLY:CH1	2:E:159:HIS:HD2	1.76	0.75
4:0:288:ASP:H	4:2:203:THR:HG22	1.52	0.75
1:G:664:LEU:O	1:G:667:THR:HB	1.86	0.75
1:D:818:TYR:HB2	2:E:90:GLY:CA	2.17	0.75
3:C:3:SER:O	3:C:4:LYS:HB2	1.84	0.75
1:G:817:GLN:HG3	2:H:128:PHE:CE1	2.22	0.75
1:J:823:PHE:CE1	2:K:156:VAL:HG12	2.21	0.75
1:J:538:GLU:OE2	4:7:355:MET:HE3	1.87	0.75
1:D:538:GLU:O	4:5:349:LEU:HG	1.86	0.75
1:A:636:LYS:O	1:A:637:LYS:HB2	1.86	0.75
1:J:664:LEU:O	1:J:667:THR:HB	1.86	0.75
1:A:481:ASN:N	1:A:481:ASN:HD22	1.82	0.75
1:J:350:ALA:O	1:J:354:LEU:HB2	1.87	0.75
1:J:736:GLN:HA	1:J:743:ALA:HB1	1.26	0.74
4:W:288:ASP:H	4:Y:203:THR:HG22	1.52	0.74
4:7:290:ARG:NH1	4:V:202:THR:CG2	2.49	0.74
1:J:310:TYR:CE2	1:J:320:ILE:HD11	2.22	0.74
1:A:350:ALA:O	1:A:354:LEU:HB2	1.87	0.74
1:G:783:LEU:O	1:G:787:ILE:CB	2.35	0.74
2:H:117:LEU:HB2	2:H:147:ASN:HD21	1.47	0.74
1:J:90:ASP:OD2	1:J:764:MLY:CH2	2.35	0.74
1:J:93:MET:HG3	1:J:764:MLY:HH12	1.69	0.74
1:A:793:ARG:NH2	3:C:147:MET:HE3	2.02	0.74

Continued on next page...

Continued from previous page...

Atom-1	Atom-2	Interatomic distance (Å)	Clash overlap (Å)
1:A:836:PHE:HZ	2:B:160:GLY:N	1.80	0.74
4:5:288:ASP:H	4:7:203:THR:HG22	1.52	0.74
4:5:253:GLU:HA	4:5:256:ARG:HG3	1.69	0.74
4:Y:253:GLU:HA	4:Y:256:ARG:HG3	1.69	0.74
3:F:3:SER:O	3:F:4:LYS:HB2	1.84	0.74
1:D:732:ILE:N	1:D:733:PRO:CD	2.51	0.74
1:J:636:LYS:O	1:J:637:LYS:HB2	1.86	0.74
1:G:541:MET:O	4:6:143:TYR:CZ	2.40	0.74
1:A:502:GLU:C	1:A:761:GLY:CA	2.54	0.74
4:3:288:ASP:H	4:5:203:THR:HG22	1.52	0.74
4:1:253:GLU:HA	4:1:256:ARG:HG3	1.70	0.74
1:D:272:MLY:HH13	1:D:435:GLU:OE1	1.87	0.74
1:D:350:ALA:O	1:D:354:LEU:HB2	1.87	0.74
1:A:732:ILE:N	1:A:733:PRO:CD	2.51	0.74
2:H:111:SER:OG	2:H:148:VAL:C	2.15	0.74
1:G:735:GLY:CA	1:G:743:ALA:HA	2.17	0.74
1:A:541:MET:O	4:4:143:TYR:CZ	2.40	0.74
1:A:215:GLN:NE2	1:A:336:SER:O	2.21	0.74
4:8:288:ASP:H	4:W:203:THR:HG22	1.52	0.74
4:3:290:ARG:HH22	4:5:202:THR:HG23	1.50	0.74
4:1:290:ARG:NH1	4:3:202:THR:CG2	2.49	0.74
1:G:350:ALA:O	1:G:354:LEU:HB2	1.87	0.74
4:7:253:GLU:HA	4:7:256:ARG:HG3	1.69	0.74
1:G:218:LEU:HB3	1:G:221:GLN:HG3	1.60	0.74
1:J:640:LYS:O	4:7:23:GLY:O	2.06	0.74
1:J:538:GLU:HA	4:7:349:LEU:HD12	0.75	0.74
1:G:538:GLU:HA	4:6:349:LEU:HD12	0.74	0.74
1:D:218:LEU:HD22	1:D:222:ILE:HG12	1.67	0.74
1:A:538:GLU:O	4:4:349:LEU:HG	1.86	0.74
1:J:641:LYS:HD2	1:J:647:GLN:OE1	1.81	0.74
1:A:499:GLU:OE1	1:A:766:PHE:CZ	2.40	0.74
4:4:288:ASP:H	4:6:203:THR:HG22	1.52	0.74
1:D:310:TYR:CE2	1:D:320:ILE:HD11	2.22	0.74
4:8:253:GLU:HA	4:8:256:ARG:HG3	1.69	0.74
1:G:831:TRP:NE1	2:H:67:MET:SD	2.60	0.74
1:J:534:SER:O	4:7:351:THR:N	2.19	0.74
1:D:541:MET:O	4:5:143:TYR:CZ	2.40	0.74
1:D:636:LYS:O	1:D:637:LYS:HB2	1.86	0.74
1:G:636:LYS:O	1:G:637:LYS:HB2	1.86	0.74
1:D:215:GLN:NE2	1:D:336:SER:O	2.20	0.74
4:6:288:ASP:H	4:8:203:THR:HG22	1.52	0.74

Continued on next page...

Continued from previous page...

Atom-1	Atom-2	Interatomic distance (Å)	Clash overlap (Å)
1:J:739:ASP:CB	1:J:742:LYS:HB3	2.12	0.74
3:I:4:LYS:N	3:I:5:ALA:O	2.16	0.74
4:W:253:GLU:HA	4:W:256:ARG:HG3	1.69	0.74
1:A:436:MLY:HE3	1:A:626:TYR:CE1	2.23	0.74
4:3:253:GLU:HA	4:3:256:ARG:HG3	1.69	0.74
1:A:409:GLY:HA3	4:4:333:PRO:N	2.02	0.74
1:J:797:PHE:CA	3:L:149:VAL:CG1	2.65	0.74
1:A:640:LYS:O	4:4:23:GLY:O	2.06	0.74
1:D:834:LEU:HD13	2:E:51:PHE:HD1	1.53	0.74
1:J:768:MLY:CD	1:J:772:LEU:HB2	2.18	0.74
1:D:769:ALA:CA	1:D:771:LEU:HA	2.17	0.74
1:G:730:SER:CB	3:I:109:HIS:NE2	2.50	0.74
1:D:538:GLU:HA	4:5:349:LEU:HD12	0.74	0.74
1:A:793:ARG:NE	3:C:147:MET:HA	2.03	0.74
1:A:635:GLY:HA3	4:4:341:ILE:CD1	2.14	0.74
4:V:290:ARG:HH22	4:X:202:THR:HG23	1.50	0.74
4:V:288:ASP:H	4:X:203:THR:HG22	1.52	0.74
4:1:288:ASP:H	4:3:203:THR:HG22	1.52	0.74
4:2:290:ARG:NH1	4:4:202:THR:CG2	2.49	0.74
1:G:310:TYR:CE2	1:G:320:ILE:HD11	2.22	0.74
4:V:253:GLU:HA	4:V:256:ARG:HG3	1.69	0.74
1:J:272:MLY:HH13	1:J:435:GLU:OE1	1.87	0.74
1:A:757:GLN:HG3	1:A:771:LEU:HD11	1.70	0.74
1:J:538:GLU:O	4:7:349:LEU:HG	1.86	0.74
1:A:538:GLU:HA	4:4:349:LEU:HD12	0.74	0.74
1:A:538:GLU:CD	4:4:355:MET:HE3	2.08	0.74
1:D:436:MLY:HE3	1:D:626:TYR:CE1	2.23	0.74
1:A:733:PRO:C	1:A:737:PHE:HD1	1.88	0.74
1:A:530:MET:CE	4:4:355:MET:SD	2.76	0.74
1:D:640:LYS:O	4:5:23:GLY:O	2.06	0.74
4:W:290:ARG:NH1	4:Y:202:THR:CG2	2.49	0.74
4:4:290:ARG:HH22	4:6:202:THR:HG23	1.50	0.74
4:2:288:ASP:H	4:4:203:THR:HG22	1.52	0.74
4:X:253:GLU:HA	4:X:256:ARG:HG3	1.69	0.74
2:K:130:PRO:O	2:K:132:GLU:N	2.21	0.73
1:J:84:MLY:CH1	1:J:715:VAL:HG12	2.15	0.73
1:D:530:MET:CG	4:5:354:GLN:CB	2.30	0.73
1:A:839:MLY:CD	2:B:159:HIS:CB	2.65	0.73
3:I:24:LYS:CA	3:I:63:ILE:O	2.36	0.73
1:A:486:MLY:HH13	1:A:527:GLU:OE1	1.88	0.73
1:J:735:GLY:CA	1:J:743:ALA:HA	2.18	0.73

Continued on next page...

Continued from previous page...

Atom-1	Atom-2	Interatomic distance (Å)	Clash overlap (Å)
4:4:253:GLU:HA	4:4:256:ARG:HG3	1.69	0.73
4:6:253:GLU:HA	4:6:256:ARG:HG3	1.69	0.73
1:G:795:ARG:CD	3:I:35:ARG:NH2	2.17	0.73
1:J:529:PRO:C	4:7:354:GLN:CB	2.48	0.73
1:J:557:GLU:N	4:V:48:GLY:HA3	1.90	0.73
1:G:732:ILE:N	1:G:733:PRO:CD	2.51	0.73
1:D:409:GLY:HA3	4:5:333:PRO:N	2.03	0.73
1:A:542:PHE:CD2	4:4:143:TYR:CE1	2.76	0.73
1:D:487:LEU:O	1:D:490:PHE:HB3	1.89	0.73
1:J:166:MET:HE3	1:J:254:PHE:CD2	2.23	0.73
1:J:441:MET:O	1:J:445:ILE:HG13	1.88	0.73
1:J:93:MET:HA	1:J:714:ARG:HG3	1.70	0.73
1:D:534:SER:CA	4:5:351:THR:HA	2.19	0.73
1:G:215:GLN:NE2	1:G:336:SER:O	2.20	0.73
1:A:709:LYS:O	1:A:710:GLY:CA	2.37	0.73
1:A:735:GLY:C	1:A:743:ALA:HB1	1.84	0.73
1:D:726:VAL:H	1:D:782:MLY:CH2	2.01	0.73
1:D:721:LYS:CB	1:D:736:GLN:CD	2.56	0.73
1:J:818:TYR:CE1	2:K:127:ARG:NH1	2.57	0.73
1:J:534:SER:CA	4:7:351:THR:HA	2.19	0.73
1:A:529:PRO:C	4:4:354:GLN:CB	2.49	0.73
4:6:290:ARG:NH1	4:8:202:THR:CG2	2.49	0.73
4:1:290:ARG:HH22	4:3:202:THR:HG23	1.50	0.73
1:A:310:TYR:CE2	1:A:320:ILE:HD11	2.22	0.73
1:J:486:MLY:HH13	1:J:527:GLU:OE1	1.88	0.73
1:J:487:LEU:O	1:J:490:PHE:HB3	1.88	0.73
2:E:130:PRO:O	2:E:132:GLU:N	2.21	0.73
2:H:130:PRO:O	2:H:132:GLU:N	2.21	0.73
1:D:542:PHE:CD2	4:5:143:TYR:CE1	2.77	0.73
1:G:93:MET:HE2	1:G:764:MLY:HE3	1.69	0.73
1:G:409:GLY:HA3	4:6:333:PRO:N	2.03	0.73
1:G:536:LEU:HD13	1:G:550:PHE:CZ	2.24	0.73
1:A:831:TRP:CD2	2:B:51:PHE:CE1	2.77	0.73
1:A:707:CYS:HA	1:A:714:ARG:CZ	2.18	0.73
1:A:237:THR:HG22	1:A:239:ARG:H	1.53	0.73
1:G:486:MLY:HH13	1:G:527:GLU:OE1	1.87	0.73
1:G:487:LEU:O	1:G:490:PHE:HB3	1.89	0.73
2:B:130:PRO:O	2:B:132:GLU:N	2.21	0.73
1:D:829:TRP:CD1	2:E:67:MET:HG2	2.24	0.73
1:J:530:MET:CE	4:7:355:MET:SD	2.77	0.73
1:J:640:LYS:O	1:J:645:SER:OG	2.06	0.73

Continued on next page...

Continued from previous page...

Atom-1	Atom-2	Interatomic distance (Å)	Clash overlap (Å)
1:D:530:MET:CE	4:5:355:MET:SD	2.77	0.73
1:G:410:ASN:OD1	4:6:335:ARG:N	2.21	0.73
1:J:790:THR:N	3:L:87:PHE:CE2	2.57	0.73
4:7:288:ASP:H	4:V:203:THR:HG22	1.52	0.73
3:F:24:LYS:CA	3:F:63:ILE:O	2.36	0.73
1:D:802:GLU:O	1:D:806:MET:HG3	1.89	0.73
1:A:131:TRP:C	1:A:132:LEU:HD12	2.09	0.73
4:0:253:GLU:HA	4:0:256:ARG:HG3	1.69	0.73
1:D:557:GLU:N	4:7:48:GLY:HA3	1.90	0.73
1:G:93:MET:HE2	1:G:764:MLY:CG	2.13	0.73
1:G:635:GLY:HA3	4:6:341:ILE:CD1	2.14	0.73
1:A:536:LEU:HD13	1:A:550:PHE:CZ	2.24	0.73
1:A:97:LEU:CD2	1:A:712:PRO:HB3	2.19	0.73
1:G:190:MLY:HE3	1:G:230:GLU:OE2	1.89	0.73
1:J:436:MLY:HE3	1:J:626:TYR:CE1	2.23	0.73
2:H:144:VAL:CB	2:H:153:ILE:HD11	2.19	0.73
1:G:733:PRO:C	1:G:737:PHE:CD1	2.62	0.73
1:D:441:MET:O	1:D:445:ILE:HG13	1.88	0.73
1:A:410:ASN:OD1	4:4:335:ARG:N	2.22	0.73
4:5:290:ARG:HH22	4:7:202:THR:HG23	1.50	0.73
1:D:486:MLY:HH13	1:D:527:GLU:OE1	1.88	0.73
1:A:735:GLY:CA	1:A:743:ALA:HA	2.18	0.73
1:D:769:ALA:HB1	1:D:770:GLY:HA3	1.71	0.73
1:J:732:ILE:N	1:J:733:PRO:CD	2.51	0.73
1:D:410:ASN:OD1	4:5:335:ARG:N	2.22	0.73
1:G:640:LYS:O	4:6:23:GLY:O	2.06	0.73
1:G:410:ASN:CG	4:6:334:GLU:CA	2.47	0.73
1:G:272:MLY:HH13	1:G:435:GLU:OE1	1.88	0.73
1:G:802:GLU:O	1:G:806:MET:HG3	1.88	0.73
1:J:190:MLY:HE3	1:J:230:GLU:OE2	1.89	0.73
1:D:190:MLY:HE3	1:D:230:GLU:OE2	1.89	0.73
4:Z:253:GLU:HA	4:Z:256:ARG:HG3	1.69	0.73
1:J:237:THR:HG22	1:J:239:ARG:H	1.54	0.73
1:D:618:THR:O	1:D:622:LEU:HD13	1.89	0.73
1:G:817:GLN:CG	2:H:127:ARG:HB2	2.16	0.72
1:J:410:ASN:OD1	4:7:335:ARG:N	2.21	0.72
1:J:553:MLY:NZ	4:V:45:VAL:HA	1.84	0.72
1:G:538:GLU:O	4:6:349:LEU:HG	1.87	0.72
1:D:640:LYS:O	1:D:645:SER:OG	2.06	0.72
1:D:214:MET:HA	1:D:340:ILE:HD11	1.71	0.72
1:J:215:GLN:NE2	1:J:336:SER:O	2.21	0.72

Continued on next page...

Continued from previous page...

Atom-1	Atom-2	Interatomic distance (Å)	Clash overlap (Å)
1:D:36:SER:O	1:D:52:ILE:HG12	1.89	0.72
1:G:436:MLY:HE3	1:G:626:TYR:CE1	2.23	0.72
1:A:721:LYS:CB	1:A:736:GLN:CD	2.56	0.72
1:A:441:MET:O	1:A:445:ILE:HG13	1.88	0.72
1:J:557:GLU:N	4:V:48:GLY:HA2	1.90	0.72
1:A:834:LEU:HD21	2:B:54:MET:SD	2.29	0.72
3:L:24:LYS:CA	3:L:63:ILE:O	2.37	0.72
1:J:21:GLU:O	1:J:25:ILE:HG13	1.89	0.72
1:A:802:GLU:O	1:A:806:MET:HG3	1.89	0.72
1:G:21:GLU:O	1:G:25:ILE:HG13	1.89	0.72
1:D:237:THR:HG22	1:D:239:ARG:H	1.54	0.72
1:J:618:THR:O	1:J:622:LEU:HD13	1.89	0.72
1:J:802:GLU:O	1:J:806:MET:HG3	1.88	0.72
4:2:253:GLU:HA	4:2:256:ARG:HG3	1.69	0.72
1:J:36:SER:O	1:J:52:ILE:HG12	1.89	0.72
2:E:144:VAL:CB	2:E:153:ILE:HD11	2.19	0.72
1:J:754:ASP:HB3	1:J:757:GLN:HG2	1.71	0.72
1:J:409:GLY:HA3	4:7:333:PRO:N	2.03	0.72
1:J:542:PHE:CD2	4:7:143:TYR:CE1	2.77	0.72
1:D:536:LEU:HD13	1:D:550:PHE:CZ	2.24	0.72
1:A:534:SER:CA	4:4:351:THR:HA	2.18	0.72
1:A:641:LYS:HD2	1:A:647:GLN:OE1	1.81	0.72
1:A:272:MLY:HH13	1:A:435:GLU:OE1	1.88	0.72
2:E:117:LEU:CB	2:E:147:ASN:ND2	2.35	0.72
1:D:735:GLY:CA	1:D:743:ALA:HA	2.18	0.72
1:J:536:LEU:HD13	1:J:550:PHE:CZ	2.24	0.72
1:G:640:LYS:O	1:G:645:SER:OG	2.06	0.72
1:J:295:MLY:HG3	1:J:332:MET:CE	2.19	0.72
1:J:214:MET:HA	1:J:340:ILE:HD11	1.70	0.72
1:G:214:MET:HA	1:G:340:ILE:HD11	1.70	0.72
1:J:95:THR:CB	1:J:713:SER:HB3	2.20	0.72
3:L:4:LYS:N	3:L:5:ALA:O	2.16	0.72
1:G:618:THR:O	1:G:622:LEU:HD13	1.89	0.72
1:G:754:ASP:HB3	1:G:757:GLN:HG2	1.72	0.72
1:D:789:ALA:HB2	3:F:81:GLN:HG2	1.72	0.72
1:G:817:GLN:CB	2:H:127:ARG:HH11	2.02	0.72
1:J:721:LYS:CB	1:J:736:GLN:CD	2.56	0.72
1:D:295:MLY:HG3	1:D:332:MET:CE	2.20	0.72
4:0:290:ARG:HH22	4:2:202:THR:HG23	1.50	0.72
3:C:24:LYS:CA	3:C:63:ILE:O	2.37	0.72
4:4:3:ASP:HA	4:4:6:THR:CB	2.18	0.72

Continued on next page...

Continued from previous page...

Atom-1	Atom-2	Interatomic distance (Å)	Clash overlap (Å)
1:G:176:LEU:N	1:G:176:LEU:HD12	2.05	0.72
2:K:144:VAL:CB	2:K:153:ILE:HD11	2.19	0.72
1:G:93:MET:HE1	1:G:763:THR:HG22	1.67	0.72
1:J:769:ALA:HB3	1:J:770:GLY:N	2.04	0.72
4:Y:3:ASP:HA	4:Y:6:THR:CB	2.18	0.72
1:A:486:MLY:HH22	1:A:527:GLU:OE2	1.90	0.72
1:A:21:GLU:O	1:A:25:ILE:HG13	1.88	0.72
1:A:36:SER:O	1:A:52:ILE:HG12	1.89	0.72
1:A:519:LEU:HD12	1:A:519:LEU:N	2.04	0.72
2:H:117:LEU:HD12	2:H:147:ASN:CA	2.19	0.72
1:G:731:ALA:HB2	3:I:109:HIS:ND1	2.04	0.72
1:G:530:MET:CE	4:6:355:MET:SD	2.78	0.72
1:D:817:GLN:OE1	2:E:127:ARG:NE	2.22	0.72
1:A:707:CYS:CA	1:A:714:ARG:NH1	2.50	0.72
4:W:3:ASP:HA	4:W:6:THR:CB	2.18	0.72
1:A:290:GLN:C	1:A:331:LEU:HD12	2.09	0.72
1:G:486:MLY:HH22	1:G:527:GLU:OE2	1.90	0.72
1:D:21:GLU:O	1:D:25:ILE:HG13	1.88	0.72
1:J:510:TRP:CZ3	1:J:768:MLY:HH12	2.23	0.72
1:G:441:MET:O	1:G:445:ILE:HG13	1.88	0.72
1:J:795:ARG:HD2	3:L:35:ARG:HH12	1.54	0.72
1:G:290:GLN:C	1:G:331:LEU:HD12	2.09	0.72
1:G:237:THR:HG22	1:G:239:ARG:H	1.54	0.72
1:J:131:TRP:C	1:J:132:LEU:HD12	2.09	0.72
2:K:136:MET:O	2:K:140:PHE:HB2	1.90	0.72
1:G:732:ILE:HG23	1:G:747:LEU:CB	1.84	0.72
1:D:217:THR:C	1:D:221:GLN:HE21	1.92	0.72
1:D:641:LYS:HD2	1:D:647:GLN:OE1	1.81	0.72
4:W:290:ARG:HH22	4:Y:202:THR:HG23	1.51	0.72
4:3:290:ARG:NH1	4:5:202:THR:CG2	2.49	0.72
1:D:290:GLN:C	1:D:331:LEU:HD12	2.09	0.72
1:D:292:MET:HE3	1:D:309:PRO:HA	1.71	0.72
1:D:754:ASP:HB3	1:D:757:GLN:HG2	1.72	0.72
2:B:144:VAL:CB	2:B:153:ILE:HD11	2.19	0.72
1:G:721:LYS:CB	1:G:736:GLN:CD	2.56	0.72
1:D:486:MLY:HH22	1:D:527:GLU:OE2	1.90	0.72
1:G:14:ALA:HB3	1:G:15:PRO:HD3	1.72	0.72
1:A:14:ALA:HB3	1:A:15:PRO:HD3	1.72	0.72
1:A:754:ASP:HB3	1:A:757:GLN:HG2	1.72	0.71
1:D:834:LEU:HD13	2:E:51:PHE:HA	1.71	0.71
1:A:217:THR:C	1:A:221:GLN:HE21	1.93	0.71

Continued on next page...

Continued from previous page...

Atom-1	Atom-2	Interatomic distance (Å)	Clash overlap (Å)
1:A:795:ARG:HD2	3:C:35:ARG:NH2	2.01	0.71
4:1:3:ASP:HA	4:1:6:THR:CB	2.18	0.71
4:5:3:ASP:HA	4:5:6:THR:CB	2.18	0.71
1:J:176:LEU:N	1:J:176:LEU:HD12	2.05	0.71
1:J:816:ILE:HD11	2:K:100:ALA:CB	2.19	0.71
1:A:217:THR:O	1:A:220:ASP:HB2	1.91	0.71
1:G:542:PHE:CD2	4:6:143:TYR:CE1	2.78	0.71
1:J:800:ARG:CG	3:L:149:VAL:HG23	2.12	0.71
1:G:739:ASP:CB	1:G:742:LYS:HB3	2.12	0.71
1:D:176:LEU:HD12	1:D:176:LEU:N	2.05	0.71
1:J:486:MLY:HH22	1:J:527:GLU:OE2	1.90	0.71
1:G:131:TRP:C	1:G:132:LEU:HD12	2.09	0.71
1:A:487:LEU:O	1:A:490:PHE:HB3	1.88	0.71
1:G:519:LEU:N	1:G:519:LEU:HD12	2.05	0.71
1:D:519:LEU:N	1:D:519:LEU:HD12	2.05	0.71
1:G:798:LEU:HD13	3:I:126:LEU:HD21	0.72	0.71
2:E:136:MET:O	2:E:140:PHE:HB2	1.90	0.71
1:G:84:MLY:HH11	1:G:715:VAL:HG11	1.70	0.71
1:D:217:THR:O	1:D:220:ASP:HB2	1.90	0.71
1:A:836:PHE:CE1	2:B:159:HIS:CA	2.71	0.71
4:8:3:ASP:HA	4:8:6:THR:CB	2.18	0.71
1:J:290:GLN:C	1:J:331:LEU:HD12	2.09	0.71
1:A:190:MLY:HE3	1:A:230:GLU:OE2	1.89	0.71
1:D:131:TRP:C	1:D:132:LEU:HD12	2.09	0.71
1:G:795:ARG:CB	3:I:35:ARG:HH21	1.91	0.71
1:J:510:TRP:CE3	1:J:768:MLY:CH1	2.72	0.71
1:G:534:SER:CA	4:6:351:THR:HA	2.20	0.71
1:A:793:ARG:HG3	3:C:146:ILE:CG2	2.21	0.71
1:J:72:VAL:HG13	1:J:76:GLN:CB	2.19	0.71
1:D:792:ALA:CB	3:F:40:ASN:HB3	2.19	0.71
1:J:823:PHE:CD1	2:K:156:VAL:O	2.44	0.71
1:J:217:THR:C	1:J:221:GLN:HE21	1.92	0.71
1:A:214:MET:HA	1:A:340:ILE:HD11	1.71	0.71
1:D:245:ARG:HD3	1:D:271:GLU:OE1	1.90	0.71
1:G:36:SER:O	1:G:52:ILE:HG12	1.90	0.71
1:D:724:TYR:CA	1:D:782:MLY:NZ	2.53	0.71
2:B:136:MET:O	2:B:140:PHE:HB2	1.90	0.71
1:G:217:THR:C	1:G:221:GLN:HE21	1.92	0.71
1:J:410:ASN:CG	4:7:334:GLU:CA	2.47	0.71
1:A:640:LYS:O	1:A:645:SER:OG	2.06	0.71
1:J:295:MLY:HG3	1:J:332:MET:HE1	1.72	0.71

Continued on next page...

Continued from previous page...

Atom-1	Atom-2	Interatomic distance (Å)	Clash overlap (Å)
4:X:290:ARG:HH22	4:Z:202:THR:HG23	1.50	0.71
4:Z:3:ASP:HA	4:Z:6:THR:CB	2.18	0.71
3:F:4:LYS:N	3:F:5:ALA:O	2.16	0.71
1:A:166:MET:HE3	1:A:254:PHE:CD2	2.25	0.71
1:A:618:THR:O	1:A:622:LEU:HD13	1.89	0.71
1:D:86:ASP:OD2	1:D:87:MLY:HH13	1.91	0.71
1:J:519:LEU:HD12	1:J:519:LEU:N	2.04	0.71
1:J:831:TRP:HH2	2:K:34:ILE:HG21	1.55	0.71
1:A:206:LYS:HD3	1:A:217:THR:HG23	0.71	0.71
1:G:553:MLY:HG2	4:8:47:MET:N	2.06	0.71
1:A:798:LEU:HD11	3:C:126:LEU:CG	2.20	0.71
1:A:831:TRP:CZ3	2:B:50:THR:CG2	2.72	0.71
1:A:295:MLY:HG3	1:A:332:MET:CE	2.19	0.71
1:D:56:GLU:CB	1:D:59:MLY:HB3	2.19	0.71
1:A:830:PRO:HG2	2:B:67:MET:CE	2.20	0.71
1:J:757:GLN:HG3	1:J:776:GLU:HG3	1.64	0.71
1:J:84:MLY:CH2	1:J:716:LEU:O	2.38	0.71
1:D:817:GLN:HG3	2:E:127:ARG:CD	2.19	0.71
1:D:800:ARG:HB3	3:F:149:VAL:HG23	1.67	0.71
1:A:819:ASN:N	2:B:90:GLY:CA	2.53	0.71
4:7:290:ARG:HH22	4:V:202:THR:HG23	1.50	0.71
1:J:56:GLU:CB	1:J:59:MLY:HB3	2.19	0.71
1:G:274:ARG:NH2	1:G:282:GLU:OE1	2.24	0.71
1:D:831:TRP:CD1	2:E:51:PHE:HZ	2.09	0.71
1:D:834:LEU:HD12	2:E:54:MET:HB2	1.73	0.71
1:G:717:TYR:HD1	1:G:744:SER:HG	1.39	0.71
1:G:834:LEU:CD1	2:H:51:PHE:CD1	2.74	0.71
4:3:3:ASP:HA	4:3:6:THR:CB	2.18	0.71
1:J:274:ARG:NH2	1:J:282:GLU:OE1	2.24	0.71
1:D:14:ALA:HB3	1:D:15:PRO:HD3	1.72	0.71
1:G:166:MET:HE1	1:G:254:PHE:HB2	1.72	0.71
1:J:762:HIS:CD2	1:J:762:HIS:H	2.07	0.71
1:D:831:TRP:CD1	2:E:51:PHE:CZ	2.79	0.71
4:2:290:ARG:HH22	4:4:202:THR:HG23	1.50	0.71
1:J:245:ARG:HD3	1:J:271:GLU:OE1	1.90	0.71
1:G:86:ASP:OD2	1:G:87:MLY:HH13	1.91	0.71
1:J:14:ALA:HB3	1:J:15:PRO:HD3	1.72	0.71
1:A:505:MLY:HB2	1:A:761:GLY:C	2.11	0.70
1:G:245:ARG:HD3	1:G:271:GLU:OE1	1.90	0.70
1:G:792:ALA:HA	3:I:35:ARG:NH1	2.04	0.70
1:G:793:ARG:NH1	3:I:40:ASN:HD21	1.90	0.70

Continued on next page...

Continued from previous page...

Atom-1	Atom-2	Interatomic distance (Å)	Clash overlap (Å)
1:J:206:LYS:HD3	1:J:217:THR:HG23	0.71	0.70
1:J:217:THR:O	1:J:220:ASP:HB2	1.91	0.70
1:J:93:MET:SD	1:J:764:MLY:CH2	2.65	0.70
1:D:530:MET:HE2	4:5:354:GLN:HG3	1.73	0.70
1:D:579:PHE:HD2	1:D:592:ILE:HD11	1.56	0.70
1:G:550:PHE:HA	4:8:46:GLY:HA3	1.66	0.70
1:G:295:MLY:HG3	1:G:332:MET:CE	2.20	0.70
1:A:72:VAL:HG13	1:A:76:GLN:CB	2.19	0.70
4:6:3:ASP:HA	4:6:6:THR:CB	2.18	0.70
1:A:176:LEU:HD12	1:A:176:LEU:N	2.05	0.70
1:G:810:ARG:HH11	1:G:810:ARG:HG2	1.56	0.70
1:J:754:ASP:CG	1:J:776:GLU:CA	2.59	0.70
1:D:577:ALA:O	1:D:578:HIS:CG	2.45	0.70
1:J:787:ILE:HG22	1:J:788:THR:N	2.07	0.70
1:D:643:GLY:N	4:5:24:ASP:CA	2.46	0.70
1:D:800:ARG:CD	3:F:149:VAL:HG22	2.21	0.70
1:J:826:VAL:CG2	2:K:88:LEU:HD21	2.12	0.70
3:C:48:LYS:HB3	3:C:52:ASN:HD21	1.57	0.70
1:J:86:ASP:OD2	1:J:87:MLY:HH13	1.91	0.70
1:D:769:ALA:HB1	1:D:770:GLY:N	2.05	0.70
1:J:213:LYS:HA	1:J:220:ASP:OD1	1.92	0.70
1:G:721:LYS:HG2	1:G:736:GLN:CD	1.86	0.70
1:G:579:PHE:HD2	1:G:592:ILE:HD11	1.56	0.70
1:A:787:ILE:HG22	1:A:788:THR:N	2.07	0.70
1:D:641:LYS:HD2	4:5:348:SER:HA	1.73	0.70
1:A:274:ARG:NH2	1:A:282:GLU:OE1	2.24	0.70
1:A:245:ARG:HD3	1:A:271:GLU:OE1	1.90	0.70
1:D:789:ALA:CB	3:F:81:GLN:O	2.39	0.70
2:H:136:MET:O	2:H:140:PHE:HB2	1.90	0.70
1:D:831:TRP:CG	2:E:51:PHE:HZ	2.10	0.70
1:G:217:THR:O	1:G:220:ASP:HB2	1.91	0.70
1:A:818:TYR:HB2	2:B:90:GLY:CA	2.22	0.70
1:J:630:ALA:O	4:7:25:ASP:HB2	1.91	0.70
1:D:72:VAL:HG13	1:D:76:GLN:CB	2.19	0.70
1:D:274:ARG:NH2	1:D:282:GLU:OE1	2.24	0.70
1:A:86:ASP:OD2	1:A:87:MLY:HH13	1.91	0.70
1:A:123:CYS:HB2	1:A:158:ILE:HD11	1.73	0.70
1:D:834:LEU:CD1	2:E:51:PHE:HA	2.20	0.70
1:D:213:LYS:HA	1:D:220:ASP:OD1	1.92	0.70
3:F:25:ILE:O	3:F:63:ILE:HB	1.92	0.70
1:A:579:PHE:HD2	1:A:592:ILE:HD11	1.56	0.70

Continued on next page...

Continued from previous page...

Atom-1	Atom-2	Interatomic distance (Å)	Clash overlap (Å)
1:A:839:MLY:CD	2:B:159:HIS:CG	2.70	0.70
1:J:641:LYS:HD2	4:7:348:SER:HA	1.73	0.70
3:F:48:LYS:HB3	3:F:52:ASN:HD21	1.57	0.70
1:G:56:GLU:CB	1:G:59:MLY:HB3	2.19	0.70
1:J:810:ARG:HH11	1:J:810:ARG:HG2	1.57	0.70
1:J:123:CYS:HB2	1:J:158:ILE:HD11	1.73	0.70
1:G:798:LEU:HD23	3:I:122:GLU:CB	2.20	0.70
1:D:789:ALA:HB1	3:F:81:GLN:O	1.92	0.70
1:J:577:ALA:O	1:J:578:HIS:CG	2.45	0.70
1:A:839:MLY:HD2	2:B:159:HIS:CB	2.21	0.70
1:A:814:PHE:HD1	2:B:127:ARG:NH2	1.70	0.70
3:L:25:ILE:O	3:L:63:ILE:HB	1.92	0.70
1:G:123:CYS:HB2	1:G:158:ILE:HD11	1.73	0.70
1:A:732:ILE:HG21	1:A:747:LEU:HD11	0.73	0.70
1:J:818:TYR:CE1	2:K:127:ARG:CZ	2.75	0.70
1:A:546:THR:HG22	1:A:548:THR:N	2.05	0.70
1:J:800:ARG:HB2	3:L:149:VAL:CG2	2.07	0.70
1:G:762:HIS:H	1:G:762:HIS:CD2	2.07	0.70
1:G:782:MLY:C	1:G:783:LEU:HD12	2.22	0.70
1:D:782:MLY:C	1:D:783:LEU:HD12	2.22	0.70
2:B:111:SER:OG	2:B:148:VAL:HG12	1.92	0.70
1:D:206:LYS:HD3	1:D:217:THR:HG23	0.71	0.70
1:A:813:ILE:HG22	2:B:127:ARG:NH1	2.06	0.70
1:J:215:GLN:CA	1:J:340:ILE:CG2	2.62	0.70
1:D:630:ALA:O	4:5:25:ASP:HB2	1.92	0.70
3:I:25:ILE:O	3:I:63:ILE:HB	1.92	0.70
1:D:123:CYS:HB2	1:D:158:ILE:HD11	1.73	0.70
1:D:810:ARG:HG2	1:D:810:ARG:HH11	1.57	0.70
1:A:733:PRO:C	1:A:737:PHE:CD1	2.62	0.69
1:D:726:VAL:H	1:D:782:MLY:HH22	1.55	0.69
1:A:769:ALA:N	1:A:771:LEU:HB2	2.07	0.69
1:G:546:THR:HG22	1:G:548:THR:N	2.05	0.69
1:J:838:ILE:HD11	2:K:54:MET:HE1	1.74	0.69
1:A:802:GLU:OE1	1:A:802:GLU:HA	1.92	0.69
4:8:1:ASP:HA	4:8:4:GLU:HB3	1.74	0.69
4:W:1:ASP:HA	4:W:4:GLU:HB3	1.74	0.69
1:G:643:GLY:N	4:6:24:ASP:CA	2.47	0.69
1:A:800:ARG:CG	3:C:149:VAL:CG2	2.60	0.69
3:L:48:LYS:HB3	3:L:52:ASN:HD21	1.57	0.69
4:0:3:ASP:HA	4:0:6:THR:CB	2.18	0.69
2:E:117:LEU:HD12	2:E:147:ASN:CA	2.19	0.69

Continued on next page...

Continued from previous page...

Atom-1	Atom-2	Interatomic distance (Å)	Clash overlap (Å)
2:B:117:LEU:CB	2:B:147:ASN:OD1	2.39	0.69
1:J:530:MET:HE2	4:7:354:GLN:HG3	1.74	0.69
1:J:579:PHE:HD2	1:J:592:ILE:HD11	1.56	0.69
1:J:733:PRO:C	1:J:737:PHE:CD1	2.62	0.69
1:A:577:ALA:O	1:A:578:HIS:CG	2.45	0.69
1:J:630:ALA:O	4:7:25:ASP:CB	2.41	0.69
4:Y:1:ASP:HA	4:Y:4:GLU:HB3	1.74	0.69
1:G:800:ARG:HD2	3:I:149:VAL:HG23	1.72	0.69
2:H:111:SER:OG	2:H:148:VAL:HG12	1.92	0.69
2:K:111:SER:OG	2:K:148:VAL:HG12	1.92	0.69
1:A:834:LEU:CD2	2:B:54:MET:HG3	2.22	0.69
1:G:72:VAL:HG13	1:G:76:GLN:CB	2.19	0.69
4:1:1:ASP:HA	4:1:4:GLU:HB3	1.74	0.69
1:J:823:PHE:CZ	2:K:156:VAL:HG12	2.27	0.69
1:J:768:MLY:HH23	1:J:772:LEU:CD1	2.21	0.69
1:G:93:MET:SD	1:G:716:LEU:HD11	2.32	0.69
1:A:782:MLY:C	1:A:783:LEU:HD12	2.22	0.69
1:D:218:LEU:HB2	1:D:221:GLN:CG	2.09	0.69
1:A:641:LYS:HD2	4:4:348:SER:HA	1.73	0.69
3:C:3:SER:O	3:C:4:LYS:CB	2.41	0.69
1:A:810:ARG:HG2	1:A:810:ARG:HH11	1.57	0.69
1:G:787:ILE:HG22	1:G:788:THR:N	2.07	0.69
1:G:817:GLN:CB	2:H:127:ARG:CD	2.53	0.69
1:D:553:MLY:HG2	4:7:47:MET:N	2.07	0.69
1:A:166:MET:HE3	1:A:254:PHE:HD2	1.58	0.69
1:A:123:CYS:HB2	1:A:158:ILE:CD1	2.23	0.69
4:6:1:ASP:HA	4:6:4:GLU:HB3	1.74	0.69
1:J:752:ASP:O	1:J:780:ASP:CG	2.31	0.69
1:G:206:LYS:HD3	1:G:217:THR:HG23	0.70	0.69
1:D:541:MET:CG	4:5:345:ILE:O	2.41	0.69
1:G:577:ALA:O	1:G:578:HIS:CG	2.45	0.69
1:A:553:MLY:HG2	4:6:47:MET:N	2.07	0.69
1:G:815:CYS:O	1:G:819:ASN:HB2	1.93	0.69
1:A:818:TYR:CB	2:B:90:GLY:N	2.56	0.69
4:7:3:ASP:HA	4:7:6:THR:CB	2.18	0.69
1:J:807:VAL:O	1:J:810:ARG:HB2	1.93	0.69
4:3:1:ASP:HA	4:3:4:GLU:HB3	1.74	0.69
1:D:769:ALA:CA	1:D:770:GLY:C	2.61	0.69
1:J:218:LEU:HB2	1:J:221:GLN:CG	2.09	0.69
1:J:530:MET:HE3	4:7:354:GLN:HG2	1.71	0.69
1:A:798:LEU:HD21	3:C:122:GLU:HB3	1.73	0.69

Continued on next page...

Continued from previous page...

Atom-1	Atom-2	Interatomic distance (Å)	Clash overlap (Å)
1:A:793:ARG:CG	3:C:146:ILE:HG22	2.21	0.69
1:D:642:LYS:HB3	4:5:21:PHE:O	1.93	0.69
1:D:800:ARG:HD2	3:F:149:VAL:CG2	2.22	0.69
1:A:630:ALA:O	4:4:25:ASP:HB2	1.92	0.69
1:D:510:TRP:CH2	1:D:711:PHE:HE2	2.11	0.69
4:2:3:ASP:HA	4:2:6:THR:CB	2.18	0.69
4:V:3:ASP:HA	4:V:6:THR:CB	2.18	0.69
3:L:3:SER:O	3:L:4:LYS:CB	2.41	0.69
1:J:802:GLU:OE1	1:J:802:GLU:HA	1.93	0.69
1:G:123:CYS:HB2	1:G:158:ILE:CD1	2.23	0.69
1:D:807:VAL:O	1:D:810:ARG:HB2	1.93	0.69
1:D:556:ASP:HA	4:7:49:GLN:O	1.70	0.69
4:5:1:ASP:HA	4:5:4:GLU:HB3	1.74	0.69
1:G:752:ASP:C	1:G:779:ARG:HH12	1.96	0.69
1:G:820:VAL:HG11	2:H:136:MET:HE3	1.73	0.69
1:G:641:LYS:HD2	4:6:348:SER:HA	1.73	0.69
1:A:642:LYS:HB3	4:4:21:PHE:O	1.93	0.69
1:J:732:ILE:CG2	1:J:747:LEU:HD11	1.26	0.69
1:G:93:MET:HE2	1:G:763:THR:HB	1.61	0.69
1:A:550:PHE:HA	4:6:46:GLY:HA3	1.66	0.69
1:J:786:ILE:CG1	3:L:86:ASP:HB3	2.23	0.69
1:G:832:MET:SD	2:H:84:PHE:HE2	2.17	0.69
4:7:1:ASP:HA	4:7:4:GLU:HB3	1.74	0.69
4:4:1:ASP:HA	4:4:4:GLU:HB3	1.74	0.69
2:E:117:LEU:CB	2:E:147:ASN:OD1	2.39	0.68
1:D:733:PRO:C	1:D:737:PHE:CD1	2.62	0.68
1:D:797:PHE:CE2	3:F:126:LEU:CD2	2.75	0.68
1:J:538:GLU:CD	4:7:355:MET:HE1	2.12	0.68
1:J:546:THR:HG22	1:J:548:THR:N	2.05	0.68
1:G:652:LEU:O	1:G:655:GLU:N	2.27	0.68
1:D:817:GLN:CD	2:E:127:ARG:CD	2.61	0.68
1:D:630:ALA:O	4:5:25:ASP:CB	2.41	0.68
3:I:3:SER:O	3:I:4:LYS:CB	2.41	0.68
1:J:769:ALA:CB	1:J:770:GLY:N	2.57	0.68
1:D:732:ILE:HG21	1:D:747:LEU:HD11	0.72	0.68
2:B:117:LEU:HD12	2:B:147:ASN:CA	2.20	0.68
1:J:541:MET:CG	4:7:345:ILE:O	2.40	0.68
1:A:815:CYS:O	1:A:819:ASN:HB2	1.93	0.68
1:A:502:GLU:HG2	1:A:764:MLY:O	1.93	0.68
1:D:815:CYS:O	1:D:819:ASN:HB2	1.93	0.68
1:A:52:ILE:HD13	1:A:52:ILE:N	2.08	0.68

Continued on next page...

Continued from previous page...

Atom-1	Atom-2	Interatomic distance (Å)	Clash overlap (Å)
4:V:1:ASP:HA	4:V:4:GLU:HB3	1.74	0.68
4:5:160:THR:HG21	4:5:274:ILE:HD11	1.76	0.68
2:E:111:SER:OG	2:E:148:VAL:HG12	1.92	0.68
1:A:213:LYS:HA	1:A:220:ASP:OD1	1.92	0.68
1:G:213:LYS:HA	1:G:220:ASP:OD1	1.92	0.68
1:J:538:GLU:CD	4:7:355:MET:CE	2.62	0.68
1:J:90:ASP:OD1	1:J:764:MLY:HH11	1.92	0.68
1:G:533:PHE:O	1:G:537:GLU:HG2	1.93	0.68
3:F:48:LYS:C	3:F:52:ASN:HD21	1.96	0.68
1:D:62:VAL:HG12	1:D:63:MLY:O	1.93	0.68
1:G:807:VAL:O	1:G:810:ARG:HB2	1.93	0.68
4:3:160:THR:HG21	4:3:274:ILE:HD11	1.76	0.68
4:1:160:THR:HG21	4:1:274:ILE:HD11	1.76	0.68
2:E:117:LEU:HD11	2:E:147:ASN:HB3	1.75	0.68
2:H:117:LEU:CB	2:H:147:ASN:OD1	2.39	0.68
1:J:553:MLY:HG2	4:V:47:MET:N	2.07	0.68
1:J:90:ASP:HB2	1:J:764:MLY:HH21	1.74	0.68
1:A:652:LEU:O	1:A:655:GLU:N	2.27	0.68
3:F:3:SER:O	3:F:4:LYS:CB	2.41	0.68
1:G:52:ILE:HD13	1:G:52:ILE:N	2.09	0.68
1:A:166:MET:HE1	1:A:254:PHE:HB2	1.75	0.68
4:2:1:ASP:HA	4:2:4:GLU:HB3	1.74	0.68
4:7:160:THR:HG21	4:7:274:ILE:HD11	1.76	0.68
4:Z:1:ASP:HA	4:Z:4:GLU:HB3	1.74	0.68
1:A:732:ILE:CG2	1:A:747:LEU:HD11	1.26	0.68
1:D:787:ILE:HG22	1:D:788:THR:N	2.07	0.68
2:H:114:LYS:HA	2:H:146:GLY:C	2.02	0.68
2:K:117:LEU:HD12	2:K:147:ASN:CA	2.19	0.68
1:J:533:PHE:O	1:J:537:GLU:HG2	1.93	0.68
1:D:533:PHE:O	1:D:537:GLU:HG2	1.93	0.68
1:D:762:HIS:H	1:D:762:HIS:CD2	2.08	0.68
3:I:48:LYS:C	3:I:52:ASN:HD21	1.96	0.68
4:X:3:ASP:HA	4:X:6:THR:CB	2.18	0.68
4:Y:160:THR:HG21	4:Y:274:ILE:HD11	1.76	0.68
4:X:1:ASP:HA	4:X:4:GLU:HB3	1.74	0.68
4:V:160:THR:HG21	4:V:274:ILE:HD11	1.75	0.68
2:K:117:LEU:CB	2:K:147:ASN:ND2	2.35	0.68
1:J:798:LEU:HD21	3:L:126:LEU:CD1	2.21	0.68
3:C:25:ILE:O	3:C:63:ILE:HB	1.92	0.68
1:J:166:MET:HE3	1:J:254:PHE:HD2	1.56	0.68
1:A:807:VAL:O	1:A:810:ARG:HB2	1.93	0.68

Continued on next page...

Continued from previous page...

Atom-1	Atom-2	Interatomic distance (Å)	Clash overlap (Å)
4:Z:153:LEU:HD11	4:Z:274:ILE:HG13	1.76	0.68
4:O:1:ASP:HA	4:O:4:GLU:HB3	1.74	0.68
1:J:817:GLN:HG3	2:K:128:PHE:CE1	2.29	0.68
1:J:707:CYS:CA	1:J:714:ARG:HH22	2.07	0.68
1:D:550:PHE:HE2	1:D:592:ILE:HG23	1.59	0.68
1:G:408:VAL:HG12	4:6:332:PRO:HB3	1.76	0.68
1:A:408:VAL:HG12	4:4:332:PRO:HB3	1.76	0.68
1:J:800:ARG:NH1	3:L:149:VAL:CG2	2.35	0.68
3:I:48:LYS:HB3	3:I:52:ASN:HD21	1.57	0.68
3:C:4:LYS:N	3:C:5:ALA:O	2.16	0.68
1:D:123:CYS:HB2	1:D:158:ILE:CD1	2.23	0.68
4:2:153:LEU:HD11	4:2:274:ILE:HG13	1.76	0.68
1:D:789:ALA:C	3:F:87:PHE:CE2	2.67	0.68
2:B:117:LEU:CB	2:B:147:ASN:ND2	2.35	0.68
1:J:537:GLU:HG3	4:7:350:SER:O	1.78	0.68
1:D:538:GLU:CD	4:5:355:MET:CE	2.62	0.68
1:G:541:MET:CG	4:6:345:ILE:O	2.41	0.68
1:G:550:PHE:HE2	1:G:592:ILE:HG23	1.59	0.68
1:J:782:MLY:C	1:J:783:LEU:HD12	2.22	0.68
1:G:819:ASN:OD1	2:H:90:GLY:O	2.12	0.68
1:A:630:ALA:O	4:4:25:ASP:CB	2.41	0.68
1:D:507:GLY:O	1:D:762:HIS:N	2.27	0.68
1:D:802:GLU:HA	1:D:802:GLU:OE1	1.93	0.68
3:F:102:VAL:HG23	3:F:139:TYR:HD1	1.59	0.68
1:G:166:MET:HE3	1:G:254:PHE:CD2	2.29	0.68
2:E:117:LEU:CG	2:E:147:ASN:HB3	2.24	0.68
1:J:815:CYS:O	1:J:819:ASN:HB2	1.93	0.68
2:K:117:LEU:CB	2:K:147:ASN:OD1	2.39	0.68
1:D:831:TRP:CH2	2:E:47:LEU:HD23	2.26	0.68
1:D:830:PRO:CB	2:E:51:PHE:CZ	2.68	0.68
1:D:530:MET:HE3	4:5:354:GLN:HG2	1.73	0.68
1:G:642:LYS:HB3	4:6:21:PHE:O	1.92	0.68
1:A:793:ARG:HE	3:C:147:MET:CA	2.06	0.68
1:D:817:GLN:CG	2:E:127:ARG:HD3	2.22	0.68
1:J:62:VAL:HG12	1:J:63:MLY:O	1.93	0.68
4:O:153:LEU:HD11	4:O:274:ILE:HG13	1.76	0.68
1:G:768:MLY:CD	1:G:772:LEU:CD2	2.68	0.67
1:G:792:ALA:HB3	3:I:40:ASN:HB3	1.76	0.67
1:D:735:GLY:C	1:D:743:ALA:HB1	1.84	0.67
2:H:117:LEU:CG	2:H:147:ASN:HB3	2.24	0.67
1:A:541:MET:CG	4:4:345:ILE:O	2.40	0.67

Continued on next page...

Continued from previous page...

Atom-1	Atom-2	Interatomic distance (Å)	Clash overlap (Å)
1:D:652:LEU:O	1:D:655:GLU:N	2.27	0.67
1:D:215:GLN:HA	1:D:340:ILE:CB	2.23	0.67
1:A:56:GLU:CB	1:A:59:MLY:HB3	2.20	0.67
1:J:612:GLN:NE2	1:J:627:GLY:N	2.43	0.67
4:V:153:LEU:HD11	4:V:274:ILE:HG13	1.76	0.67
4:X:160:THR:HG21	4:X:274:ILE:HD11	1.76	0.67
4:X:153:LEU:HD11	4:X:274:ILE:HG13	1.76	0.67
1:A:58:GLY:HA2	1:A:74:GLU:OE1	1.94	0.67
4:W:160:THR:HG21	4:W:274:ILE:HD11	1.76	0.67
1:D:788:THR:HG23	3:F:42:THR:CG2	2.20	0.67
1:J:546:THR:H	1:J:549:SER:HB3	1.59	0.67
1:A:800:ARG:CZ	3:C:149:VAL:C	2.62	0.67
1:A:836:PHE:CE1	2:B:159:HIS:HA	2.26	0.67
1:A:762:HIS:CD2	1:A:762:HIS:H	2.08	0.67
1:D:52:ILE:N	1:D:52:ILE:HD13	2.09	0.67
1:J:123:CYS:HB2	1:J:158:ILE:CD1	2.23	0.67
1:D:723:ARG:NH2	1:D:783:LEU:HD11	2.08	0.67
1:D:795:ARG:CZ	3:F:43:ASN:CG	2.62	0.67
2:B:141:PRO:O	2:B:145:ALA:CB	2.43	0.67
2:K:114:LYS:HA	2:K:146:GLY:C	2.03	0.67
1:J:750:GLY:HA2	3:L:114:LEU:CD2	2.25	0.67
1:G:538:GLU:CD	4:6:355:MET:CE	2.62	0.67
1:A:797:PHE:CD2	3:C:126:LEU:HD22	2.29	0.67
1:J:795:ARG:HB3	3:L:35:ARG:NH2	2.09	0.67
3:I:24:LYS:HA	3:I:63:ILE:O	1.95	0.67
4:8:160:THR:HG21	4:8:274:ILE:HD11	1.76	0.67
1:J:821:ARG:HH22	2:K:127:ARG:NE	1.91	0.67
1:J:642:LYS:HB3	4:7:21:PHE:O	1.92	0.67
1:D:538:GLU:CD	4:5:355:MET:HE1	2.13	0.67
1:A:546:THR:H	1:A:549:SER:HB3	1.60	0.67
2:E:162:ASP:O	2:K:21:GLU:CB	2.41	0.67
1:J:838:ILE:HD11	2:K:54:MET:SD	2.34	0.67
1:J:374:GLN:HG3	1:J:375:ALA:H	1.59	0.67
2:K:117:LEU:CG	2:K:147:ASN:HB3	2.25	0.67
1:D:546:THR:H	1:D:549:SER:HB3	1.59	0.67
1:J:798:LEU:HD23	3:L:122:GLU:HB3	1.75	0.67
1:J:769:ALA:HB3	1:J:770:GLY:HA3	1.68	0.67
3:L:102:VAL:HG23	3:L:139:TYR:HD1	1.59	0.67
4:4:153:LEU:HD11	4:4:274:ILE:HG13	1.76	0.67
4:6:153:LEU:HD11	4:6:274:ILE:HG13	1.76	0.67
1:G:58:GLY:HA2	1:G:74:GLU:OE1	1.95	0.67

Continued on next page...

Continued from previous page...

Atom-1	Atom-2	Interatomic distance (Å)	Clash overlap (Å)
1:G:784:ALA:O	1:G:788:THR:HB	1.94	0.67
1:D:831:TRP:CZ3	2:E:50:THR:HB	2.29	0.67
1:G:217:THR:O	1:G:221:GLN:HG2	1.95	0.67
1:J:643:GLY:N	4:7:24:ASP:CA	2.46	0.67
1:G:84:MLY:HH12	1:G:715:VAL:HG12	1.67	0.67
1:J:795:ARG:CD	3:L:35:ARG:NH1	2.53	0.67
1:J:480:ILE:HG22	1:J:481:ASN:ND2	2.09	0.67
4:7:153:LEU:HD11	4:7:274:ILE:HG13	1.76	0.67
1:D:732:ILE:HG22	1:D:747:LEU:CD1	1.55	0.67
1:A:217:THR:O	1:A:221:GLN:HG2	1.95	0.67
1:D:769:ALA:CA	1:D:771:LEU:N	2.57	0.67
1:J:652:LEU:O	1:J:655:GLU:N	2.27	0.67
3:L:24:LYS:HA	3:L:63:ILE:O	1.95	0.67
3:C:102:VAL:HG23	3:C:139:TYR:HD1	1.60	0.67
1:D:480:ILE:HG22	1:D:481:ASN:ND2	2.09	0.67
4:Z:160:THR:HG21	4:Z:274:ILE:HD11	1.76	0.67
1:D:546:THR:HG22	1:D:548:THR:N	2.05	0.67
1:G:202:SER:HA	1:G:207:LYS:HE3	1.72	0.67
3:C:24:LYS:HA	3:C:63:ILE:O	1.95	0.67
1:J:290:GLN:O	1:J:331:LEU:HD12	1.95	0.67
1:G:62:VAL:HG12	1:G:63:MLY:O	1.94	0.67
1:D:131:TRP:O	1:D:132:LEU:HD12	1.95	0.67
1:G:292:MET:HE3	1:G:309:PRO:HA	1.77	0.67
1:J:58:GLY:HA2	1:J:74:GLU:OE1	1.95	0.67
2:B:144:VAL:CG1	2:B:153:ILE:HD13	2.20	0.67
2:K:141:PRO:O	2:K:145:ALA:CB	2.43	0.67
1:A:533:PHE:O	1:A:537:GLU:HG2	1.93	0.67
1:D:642:LYS:CD	4:5:24:ASP:O	2.42	0.67
1:D:739:ASP:CB	1:D:742:LYS:HB3	2.12	0.67
1:A:61:THR:HG23	1:A:71:THR:OG1	1.94	0.67
1:D:612:GLN:NE2	1:D:627:GLY:N	2.43	0.67
1:A:62:VAL:HG12	1:A:63:MLY:O	1.93	0.67
1:G:290:GLN:O	1:G:331:LEU:HD12	1.95	0.67
1:G:802:GLU:OE1	1:G:802:GLU:HA	1.93	0.67
4:6:160:THR:HG21	4:6:274:ILE:HD11	1.76	0.67
1:J:749:GLY:C	3:L:114:LEU:HD21	2.15	0.67
1:G:537:GLU:C	4:6:351:THR:H	1.99	0.67
1:G:546:THR:H	1:G:549:SER:HB3	1.59	0.67
1:A:550:PHE:HE2	1:A:592:ILE:HG23	1.59	0.67
1:A:818:TYR:CB	2:B:89:LYS:C	2.63	0.67
1:A:504:MLY:C	1:A:762:HIS:NE2	2.57	0.67

Continued on next page...

Continued from previous page...

Atom-1	Atom-2	Interatomic distance (Å)	Clash overlap (Å)
1:G:78:PHE:HB3	1:G:98:HIS:CD2	2.30	0.67
1:J:131:TRP:O	1:J:132:LEU:HD12	1.95	0.67
4:2:160:THR:HG21	4:2:274:ILE:HD11	1.76	0.67
4:0:160:THR:HG21	4:0:274:ILE:HD11	1.76	0.67
4:4:160:THR:HG21	4:4:274:ILE:HD11	1.76	0.67
1:D:58:GLY:HA2	1:D:74:GLU:OE1	1.95	0.67
2:E:141:PRO:O	2:E:145:ALA:CB	2.43	0.66
1:J:831:TRP:CE3	2:K:34:ILE:CD1	2.77	0.66
2:H:141:PRO:O	2:H:145:ALA:CB	2.43	0.66
1:J:635:GLY:O	4:7:341:ILE:HG21	1.95	0.66
1:J:408:VAL:HG12	4:7:332:PRO:HB3	1.76	0.66
1:J:541:MET:O	4:7:143:TYR:OH	2.14	0.66
1:D:648:THR:CB	4:5:350:SER:OG	2.43	0.66
1:A:78:PHE:HB3	1:A:98:HIS:CD2	2.30	0.66
1:D:374:GLN:HG3	1:D:375:ALA:H	1.60	0.66
1:D:724:TYR:HE1	1:D:778:MET:CG	2.08	0.66
2:K:117:LEU:HD11	2:K:147:ASN:HB3	1.76	0.66
1:A:795:ARG:CD	3:C:35:ARG:NH1	2.43	0.66
1:G:599:ASN:OD1	1:G:649:VAL:N	2.29	0.66
1:G:174:SER:O	1:G:670:HIS:HB2	1.96	0.66
1:D:418:THR:HG22	1:D:419:VAL:N	2.11	0.66
1:A:290:GLN:O	1:A:331:LEU:HD12	1.95	0.66
4:5:153:LEU:HD11	4:5:274:ILE:HG13	1.76	0.66
1:G:783:LEU:O	1:G:787:ILE:CA	2.43	0.66
1:J:550:PHE:HE2	1:J:592:ILE:HG23	1.59	0.66
1:G:93:MET:HE1	1:G:763:THR:O	1.94	0.66
1:A:648:THR:CB	4:4:350:SER:OG	2.43	0.66
1:A:174:SER:O	1:A:670:HIS:HB2	1.96	0.66
1:J:52:ILE:N	1:J:52:ILE:HD13	2.09	0.66
1:G:131:TRP:O	1:G:132:LEU:HD12	1.95	0.66
4:8:153:LEU:HD11	4:8:274:ILE:HG13	1.76	0.66
1:J:322:VAL:HB	1:J:325:ILE:CD1	2.26	0.66
2:E:141:PRO:O	2:E:145:ALA:HB2	1.96	0.66
2:B:117:LEU:CG	2:B:147:ASN:HB3	2.24	0.66
1:A:817:GLN:HE21	2:B:127:ARG:HG2	1.59	0.66
1:G:61:THR:HG23	1:G:71:THR:OG1	1.94	0.66
1:A:418:THR:HG22	1:A:419:VAL:N	2.11	0.66
4:1:153:LEU:HD11	4:1:274:ILE:HG13	1.76	0.66
1:J:339:ASP:OD1	1:J:348:MLY:HH13	1.95	0.66
1:J:754:ASP:CB	1:J:776:GLU:CB	2.56	0.66
1:J:707:CYS:CB	1:J:714:ARG:HH22	2.08	0.66

Continued on next page...

Continued from previous page...

Atom-1	Atom-2	Interatomic distance (Å)	Clash overlap (Å)
1:D:408:VAL:HG12	4:5:332:PRO:HB3	1.76	0.66
1:G:648:THR:CB	4:6:350:SER:OG	2.44	0.66
1:D:226:ASN:HB2	1:D:227:PRO:HD3	1.78	0.66
1:A:537:GLU:C	4:4:351:THR:H	1.99	0.66
1:D:599:ASN:OD1	1:D:649:VAL:N	2.28	0.66
1:A:834:LEU:HD21	2:B:54:MET:HG3	1.76	0.66
1:A:502:GLU:HA	1:A:761:GLY:C	2.15	0.66
1:D:290:GLN:O	1:D:331:LEU:HD12	1.95	0.66
1:D:339:ASP:OD1	1:D:348:MLY:HH13	1.95	0.66
1:G:800:ARG:NH1	3:I:149:VAL:C	2.49	0.66
1:J:831:TRP:CH2	2:K:47:LEU:HD23	2.31	0.66
2:K:146:GLY:O	2:K:147:ASN:HB2	1.96	0.66
1:J:754:ASP:HB2	1:J:776:GLU:CB	2.14	0.66
1:J:648:THR:CB	4:7:350:SER:OG	2.43	0.66
1:D:537:GLU:C	4:5:351:THR:H	1.98	0.66
1:A:541:MET:HG2	4:4:345:ILE:C	2.16	0.66
1:A:642:LYS:CD	4:4:24:ASP:O	2.42	0.66
1:D:507:GLY:HA3	1:D:762:HIS:CB	2.24	0.66
1:D:174:SER:O	1:D:670:HIS:HB2	1.96	0.66
1:J:174:SER:O	1:J:670:HIS:HB2	1.96	0.66
1:G:612:GLN:NE2	1:G:627:GLY:N	2.42	0.66
3:I:102:VAL:HG23	3:I:139:TYR:HD1	1.59	0.66
1:A:480:ILE:HG22	1:A:481:ASN:ND2	2.10	0.66
1:J:166:MET:HE1	1:J:254:PHE:HB2	1.78	0.66
4:3:153:LEU:HD11	4:3:274:ILE:HG13	1.76	0.66
1:G:797:PHE:CD1	3:I:149:VAL:HG12	2.25	0.66
2:B:141:PRO:O	2:B:145:ALA:HB2	1.96	0.66
2:K:141:PRO:O	2:K:145:ALA:HB2	1.96	0.66
1:G:553:MLY:CE	4:8:45:VAL:CA	2.49	0.66
1:J:790:THR:CA	3:L:87:PHE:CE2	2.79	0.66
1:J:795:ARG:NE	3:L:118:MET:HE1	2.01	0.66
3:F:48:LYS:O	3:F:52:ASN:CG	2.34	0.66
1:J:78:PHE:HB3	1:J:98:HIS:CD2	2.30	0.66
1:G:374:GLN:HG3	1:G:375:ALA:H	1.60	0.66
1:A:131:TRP:O	1:A:132:LEU:HD12	1.95	0.66
1:A:91:MET:HE3	1:A:119:SER:HB2	1.78	0.66
1:D:322:VAL:HB	1:D:325:ILE:CD1	2.26	0.66
1:G:757:GLN:CD	1:G:772:LEU:HG	2.15	0.66
2:E:146:GLY:O	2:E:147:ASN:HB2	1.96	0.66
2:H:146:GLY:O	2:H:147:ASN:HB2	1.96	0.66
2:H:117:LEU:CB	2:H:147:ASN:ND2	2.35	0.66

Continued on next page...

Continued from previous page...

Atom-1	Atom-2	Interatomic distance (Å)	Clash overlap (Å)
1:G:831:TRP:NE1	2:H:67:MET:CB	2.55	0.66
1:J:226:ASN:HB2	1:J:227:PRO:HD3	1.78	0.66
1:J:541:MET:HG2	4:7:345:ILE:C	2.16	0.66
1:D:541:MET:O	4:5:143:TYR:OH	2.14	0.66
1:A:538:GLU:HA	4:4:349:LEU:HB3	1.78	0.66
1:A:818:TYR:HB3	2:B:89:LYS:C	2.16	0.66
1:A:717:TYR:HD1	1:A:744:SER:HG	1.44	0.66
1:A:612:GLN:NE2	1:A:627:GLY:N	2.43	0.66
4:W:153:LEU:HD11	4:W:274:ILE:HG13	1.76	0.66
1:G:226:ASN:HB2	1:G:227:PRO:HD3	1.78	0.66
1:J:537:GLU:C	4:7:351:THR:H	1.98	0.66
1:G:635:GLY:O	4:6:341:ILE:HG21	1.95	0.66
1:A:530:MET:CG	4:4:354:GLN:CG	2.71	0.66
1:J:599:ASN:OD1	1:J:649:VAL:N	2.28	0.66
2:K:150:TYR:C	2:K:151:LYS:CG	2.49	0.66
2:H:117:LEU:HD11	2:H:147:ASN:HB3	1.75	0.66
1:G:541:MET:HG2	4:6:345:ILE:C	2.17	0.66
1:A:530:MET:CA	4:4:354:GLN:CB	2.74	0.66
3:C:45:GLU:O	3:C:49:ILE:HG13	1.96	0.66
1:A:144:ARG:NH1	1:A:160:ASP:OD1	2.29	0.66
1:A:161:ASN:O	1:A:165:PHE:HB2	1.96	0.66
1:J:144:ARG:NH1	1:J:160:ASP:OD1	2.29	0.66
1:A:339:ASP:OD1	1:A:348:MLY:HH13	1.95	0.66
1:D:769:ALA:CA	1:D:771:LEU:CA	2.63	0.65
1:J:90:ASP:OD2	1:J:764:MLY:HH13	1.96	0.65
1:D:635:GLY:O	4:5:341:ILE:HG21	1.95	0.65
1:G:530:MET:HE2	4:6:354:GLN:HG3	1.76	0.65
1:G:557:GLU:N	4:8:48:GLY:HA3	1.90	0.65
1:A:643:GLY:N	4:4:24:ASP:CA	2.46	0.65
3:I:48:LYS:O	3:I:52:ASN:CG	2.34	0.65
3:L:45:GLU:O	3:L:49:ILE:HG13	1.96	0.65
3:L:48:LYS:C	3:L:52:ASN:HD21	1.96	0.65
1:J:418:THR:HG22	1:J:419:VAL:N	2.11	0.65
1:G:480:ILE:HG22	1:G:481:ASN:N	2.11	0.65
1:G:480:ILE:HG22	1:G:481:ASN:ND2	2.10	0.65
1:A:296:MLY:HH11	1:A:348:MLY:HH21	1.78	0.65
1:G:144:ARG:NH1	1:G:160:ASP:OD1	2.29	0.65
1:D:466:GLY:HA2	1:D:484:ASN:HD21	1.61	0.65
1:J:217:THR:O	1:J:221:GLN:HG2	1.95	0.65
1:J:642:LYS:HA	4:7:21:PHE:O	1.96	0.65
1:G:769:ALA:O	1:G:773:GLY:HA3	1.95	0.65

Continued on next page...

Continued from previous page...

Atom-1	Atom-2	Interatomic distance (Å)	Clash overlap (Å)
1:G:541:MET:O	4:6:143:TYR:OH	2.13	0.65
1:D:217:THR:O	1:D:221:GLN:HG2	1.94	0.65
1:A:538:GLU:CD	4:4:355:MET:CE	2.62	0.65
1:D:818:TYR:CB	2:E:89:LYS:C	2.65	0.65
1:D:691:VAL:O	1:D:695:LEU:HD13	1.97	0.65
1:J:691:VAL:O	1:J:695:LEU:HD13	1.96	0.65
1:J:61:THR:HG23	1:J:71:THR:OG1	1.95	0.65
1:G:161:ASN:O	1:G:165:PHE:HB2	1.96	0.65
2:H:141:PRO:O	2:H:145:ALA:HB2	1.96	0.65
1:G:538:GLU:CD	4:6:355:MET:HE3	2.17	0.65
1:A:831:TRP:CH2	2:B:34:ILE:HG23	2.31	0.65
1:A:822:SER:HG	2:B:88:LEU:HA	1.60	0.65
1:A:502:GLU:HA	1:A:761:GLY:CA	2.26	0.65
1:D:61:THR:HG23	1:D:71:THR:OG1	1.95	0.65
1:D:78:PHE:HB3	1:D:98:HIS:CD2	2.30	0.65
4:Y:153:LEU:HD11	4:Y:274:ILE:HG13	1.76	0.65
1:G:339:ASP:OD1	1:G:348:MLY:HH13	1.95	0.65
1:G:296:MLY:HH11	1:G:348:MLY:HH21	1.78	0.65
1:G:466:GLY:HA2	1:G:484:ASN:HD21	1.61	0.65
1:D:709:LYS:O	1:D:710:GLY:HA2	1.96	0.65
2:E:114:LYS:HA	2:E:146:GLY:C	2.03	0.65
1:D:530:MET:CA	4:5:354:GLN:CB	2.74	0.65
3:I:45:GLU:O	3:I:49:ILE:HG13	1.97	0.65
3:F:24:LYS:HA	3:F:63:ILE:O	1.95	0.65
1:G:820:VAL:HG11	2:H:136:MET:CE	2.26	0.65
1:J:818:TYR:HB3	2:K:90:GLY:HA2	1.75	0.65
1:J:84:MLY:NZ	1:J:719:ASP:O	2.13	0.65
1:G:769:ALA:CB	1:G:770:GLY:N	2.59	0.65
1:D:541:MET:HG2	4:5:345:ILE:C	2.16	0.65
1:D:530:MET:CG	4:5:354:GLN:CG	2.71	0.65
1:A:635:GLY:O	4:4:341:ILE:HG21	1.95	0.65
1:A:739:ASP:CB	1:A:742:LYS:HB3	2.12	0.65
1:G:691:VAL:O	1:G:695:LEU:HD13	1.97	0.65
1:A:691:VAL:O	1:A:695:LEU:HD13	1.97	0.65
3:L:3:SER:HG	3:L:5:ALA:N	1.95	0.65
1:G:822:SER:O	1:G:825:ASN:HB2	1.97	0.65
1:J:161:ASN:O	1:J:165:PHE:HB2	1.96	0.65
1:G:769:ALA:HB2	1:G:770:GLY:N	2.09	0.65
1:A:793:ARG:CZ	3:C:147:MET:HG2	2.27	0.65
1:A:599:ASN:OD1	1:A:649:VAL:N	2.29	0.65
1:A:501:GLU:O	1:A:762:HIS:CG	2.48	0.65

Continued on next page...

Continued from previous page...

Atom-1	Atom-2	Interatomic distance (Å)	Clash overlap (Å)
1:D:822:SER:O	1:D:825:ASN:HB2	1.97	0.65
1:D:612:GLN:HE22	1:D:627:GLY:N	1.94	0.65
1:A:107:MLY:HB3	1:A:686:MET:CE	2.27	0.65
1:A:480:ILE:HG22	1:A:481:ASN:N	2.11	0.65
1:A:226:ASN:HB2	1:A:227:PRO:HD3	1.77	0.65
1:J:530:MET:CA	4:7:354:GLN:CB	2.74	0.65
1:G:725:ARG:NE	1:G:737:PHE:HE1	1.95	0.65
1:J:725:ARG:NE	1:J:737:PHE:HE1	1.95	0.65
1:G:530:MET:CG	4:6:354:GLN:CG	2.72	0.65
3:I:48:LYS:C	3:I:52:ASN:HD22	1.97	0.65
3:F:45:GLU:O	3:F:49:ILE:HG13	1.97	0.65
1:J:95:THR:CA	1:J:713:SER:HB3	2.27	0.65
1:G:466:GLY:HA2	1:G:484:ASN:ND2	2.12	0.65
1:A:322:VAL:HB	1:A:325:ILE:CD1	2.26	0.65
1:G:798:LEU:HD11	3:I:126:LEU:HG	1.78	0.65
1:D:725:ARG:NE	1:D:737:PHE:HE1	1.95	0.65
1:A:217:THR:HB	1:A:220:ASP:OD2	1.97	0.65
1:J:792:ALA:HB1	3:L:40:ASN:HB3	0.73	0.65
1:A:818:TYR:HB3	2:B:90:GLY:N	2.12	0.65
1:G:418:THR:HG22	1:G:419:VAL:N	2.11	0.65
1:D:94:MET:HE1	1:D:101:ALA:HB1	1.79	0.65
1:A:636:LYS:HG3	4:4:334:GLU:CD	2.17	0.65
1:D:642:LYS:CD	4:5:340:TRP:CZ3	2.79	0.65
1:A:822:SER:O	1:A:825:ASN:HB2	1.97	0.65
3:C:49:ILE:HA	3:C:52:ASN:ND2	2.05	0.65
1:A:374:GLN:HG3	1:A:375:ALA:H	1.60	0.65
1:J:822:SER:O	1:J:825:ASN:HB2	1.97	0.65
1:G:818:TYR:CD1	2:H:127:ARG:NH1	2.65	0.65
2:K:144:VAL:CG1	2:K:153:ILE:HD13	2.20	0.65
1:J:636:LYS:HG3	4:7:334:GLU:CD	2.17	0.65
1:G:90:ASP:O	1:G:764:MLY:CH2	2.44	0.65
1:G:93:MET:HE3	1:G:763:THR:CG2	2.08	0.65
1:D:202:SER:CA	1:D:207:LYS:HE3	2.27	0.65
1:A:642:LYS:HA	4:4:21:PHE:O	1.96	0.65
1:A:94:MET:HE1	1:A:101:ALA:HB1	1.79	0.65
1:D:144:ARG:NH1	1:D:160:ASP:OD1	2.29	0.65
1:J:823:PHE:CE2	2:K:140:PHE:CZ	2.86	0.64
1:D:831:TRP:NE1	2:E:47:LEU:CD2	2.36	0.64
1:D:636:LYS:O	1:D:637:LYS:CB	2.45	0.64
1:D:642:LYS:HA	4:5:21:PHE:O	1.96	0.64
1:A:642:LYS:CD	4:4:340:TRP:CZ3	2.79	0.64

Continued on next page...

Continued from previous page...

Atom-1	Atom-2	Interatomic distance (Å)	Clash overlap (Å)
3:L:48:LYS:O	3:L:52:ASN:CG	2.34	0.64
1:G:107:MLY:HB3	1:G:686:MET:CE	2.26	0.64
1:A:292:MET:HE3	1:A:309:PRO:HA	1.78	0.64
1:D:479:CYS:HB3	1:D:653:PHE:CE2	2.32	0.64
1:A:466:GLY:HA2	1:A:484:ASN:ND2	2.12	0.64
1:D:834:LEU:HD21	2:E:54:MET:CE	2.27	0.64
1:D:636:LYS:HG3	4:5:334:GLU:CD	2.17	0.64
1:G:538:GLU:HA	4:6:349:LEU:HB3	1.79	0.64
1:A:814:PHE:HA	2:B:127:ARG:HH22	1.54	0.64
1:A:505:MLY:HG3	1:A:741:LYS:HZ2	1.63	0.64
1:A:93:MET:O	1:A:713:SER:HB3	1.97	0.64
1:D:480:ILE:HG22	1:D:481:ASN:N	2.11	0.64
1:G:322:VAL:HB	1:G:325:ILE:CD1	2.26	0.64
1:D:161:ASN:O	1:D:165:PHE:HB2	1.96	0.64
1:G:642:LYS:HA	4:6:21:PHE:O	1.97	0.64
1:G:642:LYS:CD	4:6:24:ASP:O	2.43	0.64
1:J:783:LEU:N	1:J:783:LEU:HD12	2.13	0.64
1:J:793:ARG:HG3	3:L:146:ILE:HG22	1.79	0.64
1:J:795:ARG:HH11	3:L:35:ARG:CZ	2.09	0.64
1:D:806:MET:O	1:D:809:ARG:HB2	1.98	0.64
1:J:612:GLN:HE22	1:J:627:GLY:N	1.94	0.64
1:J:107:MLY:HB3	1:J:686:MET:CE	2.27	0.64
3:F:3:SER:HG	3:F:5:ALA:N	1.95	0.64
1:A:466:GLY:HA2	1:A:484:ASN:HD21	1.61	0.64
1:J:466:GLY:HA2	1:J:484:ASN:ND2	2.12	0.64
1:J:133:PRO:O	1:J:136:ASN:HB2	1.98	0.64
2:B:140:PHE:HB3	2:B:144:VAL:CG1	2.28	0.64
2:K:117:LEU:CG	2:K:147:ASN:CB	2.76	0.64
1:A:218:LEU:CD2	1:A:222:ILE:HG12	2.28	0.64
1:J:217:THR:HB	1:J:220:ASP:OD2	1.97	0.64
1:G:84:MLY:HH11	1:G:720:PHE:N	2.13	0.64
1:A:557:GLU:N	4:6:48:GLY:HA3	1.90	0.64
1:A:612:GLN:HE22	1:A:627:GLY:N	1.94	0.64
1:D:466:GLY:HA2	1:D:484:ASN:ND2	2.12	0.64
1:A:133:PRO:O	1:A:136:ASN:HB2	1.97	0.64
1:G:210:GLN:O	1:G:211:SER:OG	2.15	0.64
1:J:479:CYS:HB3	1:J:653:PHE:CE2	2.33	0.64
1:J:831:TRP:HH2	2:K:47:LEU:HD23	1.61	0.64
1:J:819:ASN:N	2:K:90:GLY:O	2.29	0.64
1:G:217:THR:HB	1:G:220:ASP:OD2	1.97	0.64
1:J:90:ASP:CG	1:J:764:MLY:HH21	2.18	0.64

Continued on next page...

Continued from previous page...

Atom-1	Atom-2	Interatomic distance (Å)	Clash overlap (Å)
1:D:217:THR:HB	1:D:220:ASP:OD2	1.97	0.64
1:A:202:SER:CA	1:A:207:LYS:HE3	2.27	0.64
1:D:107:MLY:HB3	1:D:686:MET:CE	2.26	0.64
1:J:806:MET:O	1:J:809:ARG:HB2	1.98	0.64
1:D:296:MLY:HH11	1:D:348:MLY:HH21	1.78	0.64
1:J:466:GLY:HA2	1:J:484:ASN:HD21	1.61	0.64
1:G:133:PRO:O	1:G:136:ASN:HB2	1.98	0.64
2:E:140:PHE:O	2:E:141:PRO:C	2.33	0.64
2:H:140:PHE:HB3	2:H:144:VAL:CG1	2.28	0.64
2:K:140:PHE:HB3	2:K:144:VAL:CG1	2.28	0.64
1:G:218:LEU:CD2	1:G:222:ILE:HG12	2.28	0.64
1:J:642:LYS:CA	4:7:21:PHE:O	2.45	0.64
1:J:538:GLU:HA	4:7:349:LEU:HB3	1.78	0.64
1:G:730:SER:CB	3:I:109:HIS:CD2	2.80	0.64
1:G:530:MET:CA	4:6:354:GLN:CB	2.75	0.64
1:G:406:VAL:HG12	1:G:407:GLY:N	2.13	0.64
1:G:636:LYS:HG3	4:6:334:GLU:CD	2.18	0.64
1:A:553:MLY:CE	4:6:45:VAL:CA	2.49	0.64
1:A:642:LYS:CA	4:4:21:PHE:O	2.46	0.64
3:C:48:LYS:O	3:C:52:ASN:CG	2.34	0.64
1:G:612:GLN:HE22	1:G:627:GLY:N	1.94	0.64
1:J:296:MLY:HH11	1:J:348:MLY:HH21	1.78	0.64
2:E:140:PHE:HB3	2:E:144:VAL:CG1	2.27	0.64
1:A:725:ARG:NE	1:A:737:PHE:HE1	1.95	0.64
2:K:144:VAL:HA	2:K:153:ILE:HD11	1.80	0.64
1:J:510:TRP:CZ3	1:J:772:LEU:CD2	2.80	0.64
1:J:537:GLU:C	4:7:351:THR:N	2.51	0.64
1:J:636:LYS:O	1:J:637:LYS:CB	2.45	0.64
1:G:541:MET:HG2	4:6:345:ILE:O	1.98	0.64
1:A:534:SER:C	4:4:351:THR:CA	2.47	0.64
1:J:795:ARG:CD	3:L:35:ARG:HH12	2.11	0.64
2:E:149:ASP:OD2	2:E:150:TYR:C	2.36	0.64
2:E:117:LEU:CG	2:E:147:ASN:CB	2.76	0.64
1:D:795:ARG:NH2	3:F:116:GLU:OE1	2.29	0.64
1:D:830:PRO:CB	2:E:67:MET:HE3	2.23	0.64
1:G:642:LYS:CA	4:6:21:PHE:O	2.46	0.64
1:A:636:LYS:O	1:A:637:LYS:CB	2.45	0.64
1:J:127:ASN:HD22	1:J:128:PRO:CD	2.11	0.64
1:G:166:MET:HE3	1:G:254:PHE:HD2	1.61	0.64
4:4:190:MET:SD	4:4:209:VAL:HG11	2.38	0.64
1:A:479:CYS:HB3	1:A:653:PHE:CE2	2.32	0.64

Continued on next page...

Continued from previous page...

Atom-1	Atom-2	Interatomic distance (Å)	Clash overlap (Å)
1:J:636:LYS:N	4:7:334:GLU:OE1	2.31	0.64
1:J:642:LYS:CD	4:7:340:TRP:CZ3	2.79	0.64
1:G:751:GLY:N	3:I:114:LEU:CD1	2.61	0.64
1:D:537:GLU:HB3	1:D:648:THR:HB	1.80	0.64
1:A:541:MET:O	4:4:143:TYR:OH	2.14	0.64
1:D:818:TYR:HB2	2:E:89:LYS:C	2.18	0.64
1:J:838:ILE:CD1	2:K:54:MET:HE3	2.27	0.64
1:D:127:ASN:HD22	1:D:128:PRO:CD	2.11	0.64
4:V:190:MET:SD	4:V:209:VAL:HG11	2.38	0.64
1:J:292:MET:HE3	1:J:309:PRO:HA	1.78	0.64
4:X:190:MET:SD	4:X:209:VAL:HG11	2.38	0.64
1:G:479:CYS:HB3	1:G:653:PHE:CE2	2.32	0.64
1:G:784:ALA:O	1:G:788:THR:CB	2.45	0.64
1:G:724:TYR:HB3	1:G:727:LEU:HD12	1.80	0.64
1:G:529:PRO:C	4:6:354:GLN:CB	2.50	0.64
1:A:530:MET:HE3	4:4:354:GLN:CG	2.23	0.64
1:A:831:TRP:NE1	2:B:51:PHE:CE2	2.63	0.64
3:I:49:ILE:HA	3:I:52:ASN:ND2	2.05	0.64
1:J:406:VAL:HG12	1:J:407:GLY:N	2.13	0.64
1:A:806:MET:O	1:A:809:ARG:HB2	1.98	0.64
4:2:190:MET:SD	4:2:209:VAL:HG11	2.38	0.64
1:D:830:PRO:CB	2:E:67:MET:CE	2.74	0.63
1:J:577:ALA:O	1:J:578:HIS:CD2	2.51	0.63
1:A:538:GLU:HA	4:4:349:LEU:CG	2.27	0.63
1:J:480:ILE:HG22	1:J:481:ASN:N	2.11	0.63
4:5:190:MET:SD	4:5:209:VAL:HG11	2.38	0.63
2:B:132:GLU:O	2:B:136:MET:HG2	1.99	0.63
2:B:146:GLY:O	2:B:147:ASN:HB2	1.96	0.63
1:G:724:TYR:HD1	1:G:727:LEU:HD11	1.64	0.63
1:J:725:ARG:NE	1:J:737:PHE:CE1	2.66	0.63
1:G:577:ALA:O	1:G:578:HIS:CD2	2.52	0.63
1:A:636:LYS:N	4:4:334:GLU:OE1	2.31	0.63
1:G:215:GLN:CA	1:G:340:ILE:CG2	2.63	0.63
1:G:829:TRP:CZ2	2:H:87:LYS:HE2	2.34	0.63
1:G:91:MET:HE3	1:G:119:SER:HB2	1.80	0.63
1:A:724:TYR:HB3	1:A:727:LEU:HD12	1.80	0.63
1:G:754:ASP:CG	1:G:776:GLU:OE2	2.36	0.63
1:G:783:LEU:HD12	1:G:783:LEU:N	2.13	0.63
1:J:642:LYS:CG	4:7:22:ALA:C	2.67	0.63
1:D:577:ALA:O	1:D:578:HIS:CD2	2.51	0.63
1:G:537:GLU:HB3	1:G:648:THR:HB	1.80	0.63

Continued on next page...

Continued from previous page...

Atom-1	Atom-2	Interatomic distance (Å)	Clash overlap (Å)
1:A:795:ARG:CB	3:C:35:ARG:CZ	2.75	0.63
1:D:218:LEU:CD2	1:D:222:ILE:HG12	2.28	0.63
1:A:822:SER:CB	2:B:88:LEU:CD2	2.67	0.63
1:A:502:GLU:OE2	1:A:764:MLY:N	2.31	0.63
1:A:725:ARG:NE	1:A:737:PHE:CE1	2.67	0.63
1:D:783:LEU:HD12	1:D:783:LEU:N	2.13	0.63
1:J:534:SER:C	4:7:351:THR:CA	2.47	0.63
1:G:642:LYS:CG	4:6:22:ALA:C	2.67	0.63
1:G:643:GLY:H	4:6:23:GLY:C	2.02	0.63
1:A:530:MET:HA	4:4:354:GLN:CB	2.29	0.63
1:D:817:GLN:CD	2:E:127:ARG:HE	1.90	0.63
1:A:406:VAL:HG12	1:A:407:GLY:N	2.13	0.63
4:0:190:MET:SD	4:0:209:VAL:HG11	2.38	0.63
1:D:133:PRO:O	1:D:136:ASN:HB2	1.98	0.63
4:7:190:MET:SD	4:7:209:VAL:HG11	2.38	0.63
2:B:117:LEU:CG	2:B:147:ASN:CB	2.76	0.63
1:G:827:MLY:HH21	2:H:139:ALA:HB3	1.81	0.63
2:K:146:GLY:O	2:K:147:ASN:CB	2.46	0.63
1:J:541:MET:CA	4:7:143:TYR:OH	2.46	0.63
1:D:538:GLU:HA	4:5:349:LEU:HB3	1.78	0.63
1:A:577:ALA:O	1:A:578:HIS:CD2	2.52	0.63
1:G:829:TRP:CH2	2:H:87:LYS:NZ	2.66	0.63
1:J:724:TYR:HB3	1:J:727:LEU:HD12	1.80	0.63
4:0:257:CYS:HB3	4:0:258:PRO:HD3	1.81	0.63
4:7:257:CYS:HB3	4:7:258:PRO:HD3	1.81	0.63
4:V:257:CYS:HB3	4:V:258:PRO:HD3	1.81	0.63
2:E:132:GLU:O	2:E:136:MET:HG2	1.99	0.63
1:D:793:ARG:HE	3:F:147:MET:CA	2.11	0.63
2:B:144:VAL:HA	2:B:153:ILE:HD11	1.80	0.63
2:H:117:LEU:CG	2:H:147:ASN:CB	2.76	0.63
1:D:829:TRP:NE1	2:E:67:MET:CG	2.39	0.63
1:G:636:LYS:O	1:G:637:LYS:CB	2.45	0.63
1:A:800:ARG:HD2	3:C:149:VAL:CB	2.27	0.63
1:A:537:GLU:C	4:4:351:THR:N	2.52	0.63
1:A:542:PHE:CZ	1:A:553:MLY:HH11	2.34	0.63
3:L:49:ILE:HA	3:L:52:ASN:ND2	2.06	0.63
1:J:278:GLN:CG	1:J:317:GLU:HB2	2.27	0.63
1:J:141:LEU:HD12	1:J:141:LEU:H	1.64	0.63
1:A:724:TYR:HD1	1:A:727:LEU:HD11	1.64	0.63
4:Z:257:CYS:HB3	4:Z:258:PRO:HD3	1.81	0.63
4:3:257:CYS:HB3	4:3:258:PRO:HD3	1.81	0.63

Continued on next page...

Continued from previous page...

Atom-1	Atom-2	Interatomic distance (Å)	Clash overlap (Å)
4:X:257:CYS:HB3	4:X:258:PRO:HD3	1.81	0.63
1:G:771:LEU:O	1:G:774:LEU:N	2.32	0.63
2:E:146:GLY:O	2:E:147:ASN:CB	2.46	0.63
1:J:768:MLY:HH21	1:J:772:LEU:HD22	1.66	0.63
1:J:218:LEU:CD2	1:J:222:ILE:HG12	2.28	0.63
1:J:541:MET:HG2	4:7:345:ILE:O	1.98	0.63
1:J:537:GLU:HB3	1:J:648:THR:HB	1.80	0.63
1:A:541:MET:HG2	4:4:345:ILE:O	1.98	0.63
3:F:24:LYS:HB3	3:F:63:ILE:H	1.64	0.63
1:D:818:TYR:HD2	2:E:89:LYS:O	1.81	0.63
1:G:806:MET:O	1:G:809:ARG:HB2	1.98	0.63
1:D:725:ARG:NE	1:D:737:PHE:CE1	2.66	0.63
2:B:121:LEU:HA	2:B:128:PHE:CG	2.34	0.63
2:B:146:GLY:O	2:B:147:ASN:CB	2.46	0.63
2:K:132:GLU:O	2:K:136:MET:HG2	1.99	0.63
1:J:84:MLY:HH11	1:J:715:VAL:HG12	1.76	0.63
1:D:538:GLU:HA	4:5:349:LEU:CG	2.28	0.63
1:G:541:MET:CA	4:6:143:TYR:OH	2.47	0.63
1:J:641:LYS:CE	1:J:647:GLN:CB	2.75	0.63
1:A:831:TRP:HZ3	2:B:50:THR:CG2	2.11	0.63
1:A:127:ASN:HD22	1:A:128:PRO:CD	2.11	0.63
1:G:141:LEU:H	1:G:141:LEU:HD12	1.64	0.63
1:D:726:VAL:HB	1:D:782:MLY:HH13	0.82	0.63
1:D:771:LEU:O	1:D:774:LEU:N	2.32	0.63
1:G:831:TRP:NE1	2:H:67:MET:HB3	2.14	0.63
1:J:553:MLY:O	4:V:48:GLY:HA2	1.99	0.63
1:D:411:GLU:N	4:5:333:PRO:HB2	2.11	0.63
1:D:541:MET:HG2	4:5:345:ILE:O	1.98	0.63
1:G:537:GLU:C	4:6:351:THR:N	2.51	0.63
1:D:642:LYS:CG	4:5:22:ALA:C	2.67	0.63
1:A:707:CYS:CA	1:A:714:ARG:CZ	2.77	0.63
1:A:93:MET:HE1	1:A:716:LEU:H	1.64	0.63
3:C:24:LYS:HB3	3:C:63:ILE:H	1.64	0.63
1:D:278:GLN:CG	1:D:317:GLU:HB2	2.27	0.63
1:D:166:MET:HE3	1:D:254:PHE:CD2	2.34	0.63
4:1:190:MET:SD	4:1:209:VAL:HG11	2.38	0.63
4:W:190:MET:SD	4:W:209:VAL:HG11	2.38	0.63
4:2:257:CYS:HB3	4:2:258:PRO:HD3	1.81	0.63
4:5:257:CYS:HB3	4:5:258:PRO:HD3	1.81	0.63
1:G:251:ARG:HB2	1:G:264:ASP:CB	2.29	0.63
1:G:791:GLN:CD	3:I:116:GLU:HB2	2.20	0.62

Continued on next page...

Continued from previous page...

Atom-1	Atom-2	Interatomic distance (Å)	Clash overlap (Å)
1:D:793:ARG:NE	3:F:147:MET:HA	2.14	0.62
1:J:541:MET:HE1	4:7:346:LEU:HD12	1.81	0.62
1:G:728:ASN:HD22	3:I:113:THR:HG1	1.46	0.62
1:G:725:ARG:NE	1:G:737:PHE:CE1	2.67	0.62
1:D:551:MLY:C	4:7:46:GLY:O	2.47	0.62
1:G:636:LYS:N	4:6:334:GLU:OE1	2.31	0.62
1:A:541:MET:CA	4:4:143:TYR:OH	2.47	0.62
1:A:578:HIS:CB	1:A:592:ILE:HD12	2.29	0.62
1:A:817:GLN:HE21	2:B:127:ARG:CG	2.12	0.62
2:H:149:ASP:OD2	2:H:150:TYR:C	2.36	0.62
3:I:3:SER:HG	3:I:5:ALA:N	1.96	0.62
4:Z:190:MET:SD	4:Z:209:VAL:HG11	2.38	0.62
4:3:190:MET:SD	4:3:209:VAL:HG11	2.38	0.62
4:8:190:MET:SD	4:8:209:VAL:HG11	2.38	0.62
1:D:210:GLN:O	1:D:211:SER:OG	2.15	0.62
2:E:121:LEU:HA	2:E:128:PHE:CG	2.34	0.62
1:D:724:TYR:HB3	1:D:727:LEU:HD12	1.80	0.62
1:D:724:TYR:HD1	1:D:727:LEU:HD11	1.64	0.62
2:H:121:LEU:HA	2:H:128:PHE:CG	2.34	0.62
2:H:111:SER:OG	2:H:148:VAL:CG1	2.47	0.62
1:J:817:GLN:HG2	2:K:127:ARG:HB2	1.81	0.62
1:D:767:PHE:HB3	1:D:771:LEU:HD11	1.80	0.62
1:A:783:LEU:N	1:A:783:LEU:HD12	2.13	0.62
1:A:542:PHE:N	4:4:143:TYR:OH	2.33	0.62
1:D:800:ARG:HB2	3:F:149:VAL:HG22	1.80	0.62
1:A:643:GLY:H	4:4:23:GLY:C	2.02	0.62
1:A:502:GLU:CD	1:A:764:MLY:O	2.37	0.62
1:G:544:LYS:HB2	4:6:147:ARG:HA	1.80	0.62
1:A:274:ARG:HB2	1:A:285:TYR:CE2	2.34	0.62
1:J:94:MET:HE1	1:J:101:ALA:HB1	1.80	0.62
1:D:795:ARG:C	3:F:35:ARG:HD3	2.20	0.62
1:G:508:ILE:HG21	1:G:711:PHE:HZ	1.64	0.62
1:A:551:MLY:C	4:6:46:GLY:O	2.47	0.62
1:A:537:GLU:HB3	1:A:648:THR:HB	1.80	0.62
1:G:202:SER:CA	1:G:207:LYS:HE3	2.28	0.62
1:D:642:LYS:CA	4:5:21:PHE:O	2.46	0.62
1:A:501:GLU:CG	1:A:762:HIS:ND1	2.45	0.62
1:D:507:GLY:HA2	1:D:762:HIS:ND1	2.15	0.62
1:J:278:GLN:HG3	1:J:318:GLY:N	2.15	0.62
4:4:257:CYS:HB3	4:4:258:PRO:HD3	1.81	0.62
1:A:251:ARG:HB2	1:A:264:ASP:CB	2.29	0.62

Continued on next page...

Continued from previous page...

Atom-1	Atom-2	Interatomic distance (Å)	Clash overlap (Å)
4:1:257:CYS:HB3	4:1:258:PRO:HD3	1.81	0.62
1:J:771:LEU:O	1:J:774:LEU:N	2.32	0.62
1:D:251:ARG:HB2	1:D:264:ASP:CB	2.29	0.62
4:6:190:MET:SD	4:6:209:VAL:HG11	2.38	0.62
2:H:146:GLY:O	2:H:147:ASN:CB	2.46	0.62
1:J:544:LYS:HB2	4:7:147:ARG:HA	1.80	0.62
1:J:551:MLY:C	4:V:46:GLY:O	2.47	0.62
1:D:541:MET:HE2	4:5:346:LEU:HD12	1.82	0.62
1:D:542:PHE:CZ	1:D:553:MLY:HH11	2.34	0.62
1:D:636:LYS:N	4:5:334:GLU:OE1	2.31	0.62
1:A:797:PHE:CE2	3:C:126:LEU:HD22	2.33	0.62
3:L:24:LYS:HB3	3:L:63:ILE:H	1.64	0.62
3:I:24:LYS:HB3	3:I:63:ILE:H	1.64	0.62
2:B:149:ASP:OD2	2:B:150:TYR:C	2.37	0.62
1:J:724:TYR:HD1	1:J:727:LEU:HD11	1.64	0.62
1:A:302:MET:HG2	1:A:303:LEU:CD1	2.30	0.62
1:D:580:SER:HA	1:D:588:VAL:O	2.00	0.62
4:6:361:GLU:HB3	4:6:369:ILE:HG12	1.82	0.62
1:G:542:PHE:N	4:6:143:TYR:OH	2.33	0.62
1:A:543:PRO:HG2	4:4:143:TYR:O	1.98	0.62
1:A:506:GLU:N	1:A:761:GLY:HA2	2.13	0.62
2:K:149:ASP:OD2	2:K:150:TYR:C	2.36	0.62
1:A:544:LYS:HB2	4:4:147:ARG:HA	1.80	0.62
1:J:580:SER:HA	1:J:588:VAL:O	2.00	0.62
4:4:361:GLU:HB3	4:4:369:ILE:HG12	1.82	0.62
4:0:361:GLU:HB3	4:0:369:ILE:HG12	1.82	0.62
1:J:251:ARG:HB2	1:J:264:ASP:CB	2.29	0.62
1:D:730:SER:C	1:D:733:PRO:HD2	2.20	0.62
2:B:114:LYS:HA	2:B:146:GLY:C	2.03	0.62
2:K:111:SER:OG	2:K:148:VAL:CG1	2.47	0.62
1:J:161:ASN:HA	1:J:164:GLN:HE21	1.63	0.62
4:8:361:GLU:HB3	4:8:369:ILE:HG12	1.82	0.62
4:2:361:GLU:HB3	4:2:369:ILE:HG12	1.82	0.62
4:6:257:CYS:HB3	4:6:258:PRO:HD3	1.81	0.62
4:5:361:GLU:HB3	4:5:369:ILE:HG12	1.82	0.62
4:7:361:GLU:HB3	4:7:369:ILE:HG12	1.82	0.62
1:G:798:LEU:HD21	3:I:122:GLU:O	2.00	0.62
2:E:111:SER:OG	2:E:148:VAL:CG1	2.48	0.62
2:K:121:LEU:HA	2:K:128:PHE:CG	2.34	0.62
1:J:754:ASP:CG	1:J:776:GLU:HA	2.20	0.62
1:J:530:MET:CG	4:7:354:GLN:CG	2.72	0.62

Continued on next page...

Continued from previous page...

Atom-1	Atom-2	Interatomic distance (Å)	Clash overlap (Å)
1:J:538:GLU:HA	4:7:349:LEU:CG	2.28	0.62
1:J:542:PHE:CZ	1:J:553:MLY:HH11	2.34	0.62
1:J:732:ILE:HG21	1:J:747:LEU:HD11	0.73	0.62
1:D:537:GLU:C	4:5:351:THR:N	2.51	0.62
1:D:578:HIS:CB	1:D:592:ILE:HD12	2.30	0.62
1:G:543:PRO:HG2	4:6:143:TYR:O	1.98	0.62
1:G:553:MLY:O	4:8:48:GLY:HA2	1.99	0.62
1:A:541:MET:HE2	4:4:346:LEU:HD12	1.82	0.62
1:G:127:ASN:HD22	1:G:128:PRO:CD	2.11	0.62
1:G:154:HIS:CE1	1:G:156:PHE:CD2	2.88	0.62
1:A:161:ASN:HA	1:A:164:GLN:HE21	1.63	0.62
4:W:361:GLU:HB3	4:W:369:ILE:HG12	1.82	0.62
1:A:520:ALA:O	1:A:524:GLU:HG2	2.00	0.62
1:D:91:MET:HE3	1:D:119:SER:HB2	1.82	0.62
4:Y:190:MET:SD	4:Y:209:VAL:HG11	2.38	0.62
1:G:580:SER:HA	1:G:588:VAL:O	2.00	0.62
1:G:510:TRP:CE3	1:G:768:MLY:CH1	2.83	0.62
1:D:831:TRP:N	2:E:51:PHE:CE1	2.68	0.62
1:J:541:MET:C	4:7:143:TYR:CZ	2.72	0.62
1:J:707:CYS:HB3	1:J:714:ARG:NH2	2.14	0.62
1:D:542:PHE:CB	4:5:143:TYR:HE1	2.13	0.62
1:G:541:MET:C	4:6:143:TYR:CZ	2.73	0.62
1:G:578:HIS:CB	1:G:592:ILE:HD12	2.30	0.62
1:D:295:MLY:HG3	1:D:332:MET:HE1	1.80	0.62
1:G:98:HIS:HB3	1:G:100:PRO:CD	2.25	0.62
1:G:278:GLN:HG3	1:G:318:GLY:N	2.14	0.62
4:1:361:GLU:HB3	4:1:369:ILE:HG12	1.82	0.62
4:V:361:GLU:HB3	4:V:369:ILE:HG12	1.82	0.62
4:Y:257:CYS:HB3	4:Y:258:PRO:HD3	1.81	0.62
4:X:361:GLU:HB3	4:X:369:ILE:HG12	1.82	0.62
4:Y:361:GLU:HB3	4:Y:369:ILE:HG12	1.82	0.62
4:Z:361:GLU:HB3	4:Z:369:ILE:HG12	1.82	0.62
1:G:768:MLY:CH2	1:G:772:LEU:HD22	2.27	0.62
1:G:791:GLN:OE1	3:I:116:GLU:CG	2.48	0.62
1:D:830:PRO:CG	2:E:67:MET:HE2	2.15	0.62
1:G:730:SER:C	1:G:733:PRO:HD2	2.20	0.62
1:D:541:MET:CA	4:5:143:TYR:OH	2.47	0.62
1:D:406:VAL:HG12	1:D:407:GLY:N	2.13	0.62
1:D:520:ALA:O	1:D:524:GLU:HG2	2.00	0.62
1:G:542:PHE:CZ	1:G:553:MLY:HH11	2.34	0.62
1:A:643:GLY:O	1:A:644:SER:CB	2.48	0.62

Continued on next page...

Continued from previous page...

Atom-1	Atom-2	Interatomic distance (Å)	Clash overlap (Å)
1:A:98:HIS:HB3	1:A:100:PRO:CD	2.25	0.62
1:D:161:ASN:HA	1:D:164:GLN:HE21	1.64	0.62
1:G:302:MET:HG2	1:G:303:LEU:CD1	2.30	0.62
1:D:302:MET:HG2	1:D:303:LEU:CD1	2.30	0.62
1:A:730:SER:C	1:A:733:PRO:HD2	2.20	0.62
1:A:771:LEU:O	1:A:774:LEU:N	2.32	0.62
1:J:817:GLN:CG	2:K:127:ARG:CD	2.75	0.62
1:J:557:GLU:O	1:J:557:GLU:HG3	2.00	0.62
1:J:730:SER:C	1:J:733:PRO:HD2	2.20	0.62
1:A:553:MLY:O	4:6:48:GLY:HA2	1.99	0.62
1:D:202:SER:HA	1:D:207:LYS:HE3	1.72	0.62
3:C:50:LEU:O	3:C:53:PRO:HD2	2.00	0.62
4:3:361:GLU:HB3	4:3:369:ILE:HG12	1.82	0.62
1:A:580:SER:HA	1:A:588:VAL:O	2.00	0.62
1:A:732:ILE:HG22	1:A:747:LEU:CD1	1.55	0.61
1:A:81:ASN:OD1	1:A:96:HIS:HB2	2.00	0.61
1:D:543:PRO:HG2	4:5:143:TYR:O	1.98	0.61
1:G:551:MLY:C	4:8:46:GLY:O	2.48	0.61
1:A:579:PHE:CE1	1:A:581:LEU:HD13	2.35	0.61
1:A:818:TYR:HB2	2:B:90:GLY:N	2.15	0.61
1:D:507:GLY:HA2	1:D:762:HIS:CG	2.34	0.61
1:D:278:GLN:HG3	1:D:318:GLY:N	2.15	0.61
1:A:278:GLN:HG3	1:A:318:GLY:N	2.15	0.61
1:A:141:LEU:H	1:A:141:LEU:HD12	1.64	0.61
4:W:257:CYS:HB3	4:W:258:PRO:HD3	1.81	0.61
4:8:257:CYS:HB3	4:8:258:PRO:HD3	1.81	0.61
2:H:132:GLU:O	2:H:136:MET:HG2	1.99	0.61
1:J:542:PHE:CB	4:7:143:TYR:HE1	2.13	0.61
1:J:732:ILE:HG22	1:J:747:LEU:CD1	1.55	0.61
3:I:50:LEU:O	3:I:53:PRO:HD2	2.00	0.61
3:F:50:LEU:O	3:F:53:PRO:HD2	2.00	0.61
1:G:278:GLN:CG	1:G:317:GLU:HB2	2.26	0.61
1:D:544:LYS:HB2	4:5:147:ARG:HA	1.80	0.61
1:A:278:GLN:CG	1:A:317:GLU:HB2	2.27	0.61
1:A:154:HIS:CE1	1:A:156:PHE:CD2	2.88	0.61
1:G:797:PHE:CB	3:I:149:VAL:HG11	2.29	0.61
1:D:831:TRP:CZ2	2:E:47:LEU:C	2.70	0.61
1:J:411:GLU:N	4:7:333:PRO:HB2	2.11	0.61
1:G:728:ASN:HD21	3:I:110:VAL:CA	2.13	0.61
1:D:553:MLY:O	4:7:48:GLY:HA2	1.99	0.61
1:A:797:PHE:CD2	3:C:126:LEU:HD21	2.35	0.61

Continued on next page...

Continued from previous page...

Atom-1	Atom-2	Interatomic distance (Å)	Clash overlap (Å)
1:A:642:LYS:CG	4:4:22:ALA:C	2.67	0.61
3:C:48:LYS:C	3:C:52:ASN:HD21	1.97	0.61
1:A:686:MET:HG3	1:A:691:VAL:HG21	1.83	0.61
3:C:3:SER:HG	3:C:5:ALA:N	1.97	0.61
1:D:141:LEU:H	1:D:141:LEU:HD12	1.64	0.61
2:E:114:LYS:HG3	2:E:146:GLY:HA2	1.82	0.61
2:H:144:VAL:HA	2:H:153:ILE:HD11	1.80	0.61
2:K:114:LYS:HG3	2:K:146:GLY:HA2	1.82	0.61
1:J:578:HIS:CB	1:J:592:ILE:HD12	2.30	0.61
1:J:642:LYS:CD	4:7:24:ASP:O	2.43	0.61
1:G:732:ILE:HG22	1:G:747:LEU:CD1	1.55	0.61
1:G:579:PHE:CE1	1:G:581:LEU:HD13	2.35	0.61
1:G:639:GLY:N	4:6:344:SER:C	2.54	0.61
1:D:634:GLY:N	4:5:25:ASP:O	2.31	0.61
3:L:52:ASN:N	3:L:53:PRO:HD2	2.16	0.61
1:A:99:GLU:OE2	1:A:696:ARG:NH2	2.30	0.61
1:D:274:ARG:HB2	1:D:285:TYR:CE2	2.34	0.61
1:G:81:ASN:OD1	1:G:96:HIS:HB2	2.00	0.61
1:G:161:ASN:HA	1:G:164:GLN:HE21	1.63	0.61
2:E:144:VAL:HA	2:E:153:ILE:HD11	1.80	0.61
2:B:117:LEU:HD11	2:B:147:ASN:HB3	1.76	0.61
1:D:831:TRP:CA	2:E:51:PHE:CE1	2.83	0.61
1:J:643:GLY:H	4:7:23:GLY:C	2.01	0.61
1:J:579:PHE:CE1	1:J:581:LEU:HD13	2.35	0.61
1:G:541:MET:HE2	4:6:346:LEU:HD12	1.82	0.61
1:A:800:ARG:CD	3:C:149:VAL:CG2	2.41	0.61
1:J:274:ARG:HB2	1:J:285:TYR:CE2	2.34	0.61
1:D:724:TYR:C	1:D:782:MLY:CH2	2.66	0.61
1:J:813:ILE:O	1:J:817:GLN:N	2.30	0.61
1:D:541:MET:C	4:5:143:TYR:CZ	2.73	0.61
1:D:557:GLU:O	1:D:557:GLU:HG3	2.00	0.61
1:G:643:GLY:O	1:G:644:SER:CB	2.48	0.61
1:A:798:LEU:HD23	3:C:122:GLU:HB3	1.83	0.61
1:D:507:GLY:CA	1:D:762:HIS:CD2	2.84	0.61
1:J:623:PHE:CG	1:J:623:PHE:HA	2.35	0.61
1:J:95:THR:HA	1:J:713:SER:HB3	1.82	0.61
1:J:99:GLU:OE2	1:J:696:ARG:NH2	2.30	0.61
1:G:274:ARG:HB2	1:G:285:TYR:CE2	2.34	0.61
2:B:111:SER:OG	2:B:148:VAL:CG1	2.47	0.61
1:G:821:ARG:HH22	2:H:127:ARG:HG2	0.78	0.61
1:J:639:GLY:N	4:7:344:SER:C	2.54	0.61

Continued on next page...

Continued from previous page...

Atom-1	Atom-2	Interatomic distance (Å)	Clash overlap (Å)
1:J:643:GLY:O	1:J:644:SER:CB	2.49	0.61
1:D:541:MET:SD	4:5:346:LEU:O	2.48	0.61
1:G:524:GLU:O	1:G:528:MLY:HB3	2.01	0.61
1:A:542:PHE:CB	4:4:143:TYR:HE1	2.12	0.61
1:A:530:MET:HE2	4:4:354:GLN:HG3	1.80	0.61
3:F:52:ASN:HB2	3:F:53:PRO:CD	2.28	0.61
1:D:686:MET:HG3	1:D:691:VAL:HG21	1.83	0.61
1:J:302:MET:HG2	1:J:303:LEU:CD1	2.30	0.61
1:G:792:ALA:HA	3:I:35:ARG:CZ	2.31	0.61
2:H:144:VAL:CG1	2:H:153:ILE:HD13	2.19	0.61
1:J:93:MET:SD	1:J:764:MLY:HH23	2.33	0.61
1:D:217:THR:C	1:D:221:GLN:HG2	2.21	0.61
2:B:34:ILE:O	2:B:46:ASP:HB3	2.01	0.61
2:B:114:LYS:HG3	2:B:146:GLY:HA2	1.82	0.61
1:G:730:SER:OG	3:I:109:HIS:CE1	2.53	0.61
1:D:576:GLU:CG	1:D:577:ALA:N	2.44	0.61
1:D:579:PHE:CE1	1:D:581:LEU:HD13	2.35	0.61
1:G:557:GLU:O	1:G:557:GLU:HG3	2.01	0.61
1:J:769:ALA:CB	1:J:770:GLY:HA3	2.28	0.61
1:J:202:SER:HA	1:J:207:LYS:HE3	1.72	0.61
3:C:63:ILE:HG22	3:C:64:THR:O	2.01	0.61
3:F:49:ILE:HA	3:F:52:ASN:ND2	2.05	0.61
4:5:223:PHE:HD2	4:5:312:ARG:NH2	1.99	0.61
1:J:154:HIS:CE1	1:J:156:PHE:CD2	2.88	0.61
1:D:154:HIS:CE1	1:D:156:PHE:CD2	2.88	0.61
1:G:838:ILE:CG1	2:H:54:MET:HE1	2.30	0.61
1:G:769:ALA:O	1:G:773:GLY:HA2	2.01	0.61
1:G:732:ILE:HG21	1:G:747:LEU:HD11	0.72	0.61
1:G:530:MET:HE3	4:6:354:GLN:CG	2.25	0.61
1:A:411:GLU:N	4:4:333:PRO:HB2	2.11	0.61
1:J:798:LEU:CD2	3:L:126:LEU:HG	2.18	0.61
1:D:643:GLY:H	4:5:23:GLY:C	2.02	0.61
1:D:643:GLY:O	1:D:644:SER:CB	2.48	0.61
3:F:52:ASN:N	3:F:53:PRO:HD2	2.15	0.61
3:L:50:LEU:O	3:L:53:PRO:HD2	2.00	0.61
1:G:686:MET:HG3	1:G:691:VAL:HG21	1.83	0.61
4:4:223:PHE:HD2	4:4:312:ARG:NH2	1.99	0.61
1:G:94:MET:HE1	1:G:101:ALA:HB1	1.80	0.61
2:H:114:LYS:HG3	2:H:146:GLY:HA2	1.82	0.60
1:J:524:GLU:O	1:J:528:MLY:HB3	2.01	0.60
1:D:530:MET:CG	4:5:354:GLN:HG3	2.30	0.60

Continued on next page...

Continued from previous page...

Atom-1	Atom-2	Interatomic distance (Å)	Clash overlap (Å)
1:D:578:HIS:CD2	1:D:591:ASN:HA	2.32	0.60
1:G:520:ALA:O	1:G:524:GLU:HG2	2.00	0.60
1:J:795:ARG:CD	3:L:35:ARG:CZ	2.53	0.60
1:D:623:PHE:HA	1:D:623:PHE:CG	2.36	0.60
1:A:40:VAL:HG22	1:A:41:VAL:N	2.16	0.60
1:G:755:HIS:HA	1:G:758:TYR:HE1	1.64	0.60
4:Z:223:PHE:HD2	4:Z:312:ARG:NH2	1.99	0.60
1:A:156:PHE:CD1	1:A:195:TYR:CD1	2.89	0.60
2:K:34:ILE:O	2:K:46:ASP:HB3	2.01	0.60
1:A:217:THR:C	1:A:221:GLN:HG2	2.21	0.60
1:J:543:PRO:HG2	4:7:143:TYR:O	1.98	0.60
1:J:520:ALA:O	1:J:524:GLU:HG2	2.00	0.60
1:G:553:MLY:NZ	4:8:45:VAL:HG13	2.16	0.60
1:A:813:ILE:CG2	2:B:127:ARG:CZ	2.68	0.60
3:C:52:ASN:N	3:C:53:PRO:HD2	2.16	0.60
1:J:81:ASN:OD1	1:J:96:HIS:HB2	2.00	0.60
1:J:95:THR:HG23	1:J:96:HIS:ND1	2.17	0.60
1:G:40:VAL:HG22	1:G:41:VAL:N	2.16	0.60
1:J:665:ARG:C	1:J:667:THR:H	2.05	0.60
4:2:223:PHE:HD2	4:2:312:ARG:NH2	1.99	0.60
1:J:686:MET:HG3	1:J:691:VAL:HG21	1.83	0.60
1:D:38:VAL:HB	1:D:52:ILE:HD11	1.84	0.60
1:A:524:GLU:O	1:A:528:MLY:HB3	2.01	0.60
1:D:81:ASN:OD1	1:D:96:HIS:HB2	2.00	0.60
1:G:124:VAL:CG1	1:G:675:ILE:HD13	2.31	0.60
1:D:721:LYS:HG2	1:D:736:GLN:CD	1.86	0.60
1:J:217:THR:C	1:J:221:GLN:HG2	2.21	0.60
1:D:410:ASN:CG	4:5:334:GLU:CA	2.47	0.60
1:A:557:GLU:O	1:A:557:GLU:HG3	2.00	0.60
1:D:837:MLY:O	1:D:840:PRO:HD2	2.02	0.60
1:A:665:ARG:C	1:A:667:THR:H	2.05	0.60
1:D:166:MET:HE3	1:D:254:PHE:HD2	1.66	0.60
1:J:530:MET:CG	4:7:354:GLN:HG3	2.30	0.60
1:A:553:MLY:NZ	4:6:45:VAL:HG13	2.16	0.60
2:K:130:PRO:HA	2:K:133:ILE:HD12	1.83	0.60
1:J:823:PHE:CD1	2:K:157:ILE:HA	2.36	0.60
1:J:546:THR:HG22	1:J:547:ASP:N	2.17	0.60
1:G:730:SER:HB2	3:I:109:HIS:NE2	2.17	0.60
1:A:546:THR:HG22	1:A:547:ASP:N	2.17	0.60
1:D:817:GLN:CG	2:E:127:ARG:CD	2.78	0.60
3:L:63:ILE:HG22	3:L:64:THR:O	2.01	0.60

Continued on next page...

Continued from previous page...

Atom-1	Atom-2	Interatomic distance (Å)	Clash overlap (Å)
1:G:623:PHE:HA	1:G:623:PHE:CG	2.36	0.60
1:A:40:VAL:HG22	1:A:41:VAL:H	1.67	0.60
1:D:40:VAL:HG22	1:D:41:VAL:N	2.16	0.60
1:D:612:GLN:HE22	1:D:627:GLY:HA2	1.66	0.60
1:J:837:MLY:O	1:J:840:PRO:HD2	2.02	0.60
4:6:223:PHE:HD2	4:6:312:ARG:NH2	1.99	0.60
1:J:38:VAL:HB	1:J:52:ILE:HD11	1.83	0.60
1:G:38:VAL:HB	1:G:52:ILE:HD11	1.83	0.60
1:D:124:VAL:CG1	1:D:675:ILE:HD13	2.31	0.60
1:A:124:VAL:CG1	1:A:675:ILE:HD13	2.31	0.60
4:Y:287:ILE:HD12	4:Y:287:ILE:H	1.67	0.60
2:E:34:ILE:O	2:E:46:ASP:HB3	2.01	0.60
1:G:837:MLY:O	1:G:840:PRO:HD2	2.02	0.60
1:J:542:PHE:N	4:7:143:TYR:OH	2.33	0.60
1:D:542:PHE:N	4:5:143:TYR:OH	2.32	0.60
1:D:530:MET:HA	4:5:354:GLN:CB	2.29	0.60
1:G:542:PHE:CB	4:6:143:TYR:HE1	2.13	0.60
1:A:787:ILE:O	1:A:790:THR:N	2.35	0.60
1:J:202:SER:CA	1:J:207:LYS:HE3	2.27	0.60
4:5:287:ILE:H	4:5:287:ILE:HD12	1.67	0.60
4:V:287:ILE:HD12	4:V:287:ILE:H	1.67	0.60
4:2:287:ILE:H	4:2:287:ILE:HD12	1.67	0.60
4:3:223:PHE:HD2	4:3:312:ARG:NH2	1.99	0.60
4:X:223:PHE:HD2	4:X:312:ARG:NH2	1.99	0.60
1:A:38:VAL:HB	1:A:52:ILE:HD11	1.84	0.60
1:J:60:VAL:O	1:J:71:THR:HA	2.02	0.60
1:J:124:VAL:HG13	1:J:675:ILE:HD13	1.84	0.60
2:E:130:PRO:HA	2:E:133:ILE:HD12	1.84	0.60
2:E:144:VAL:CG1	2:E:153:ILE:HD13	2.19	0.60
1:D:796:GLY:HA2	3:F:35:ARG:HB3	1.83	0.60
1:J:578:HIS:CD2	1:J:591:ASN:HA	2.31	0.60
1:D:524:GLU:O	1:D:528:MLY:HB3	2.01	0.60
1:D:639:GLY:N	4:5:344:SER:C	2.54	0.60
1:G:84:MLY:CH1	1:G:716:LEU:O	2.50	0.60
1:A:550:PHE:CE2	1:A:592:ILE:HG23	2.37	0.60
1:A:837:MLY:O	1:A:840:PRO:HD2	2.02	0.60
1:J:787:ILE:O	1:J:790:THR:N	2.35	0.60
1:A:504:MLY:HB2	1:A:762:HIS:CE1	2.37	0.60
4:3:287:ILE:H	4:3:287:ILE:HD12	1.67	0.60
4:X:287:ILE:H	4:X:287:ILE:HD12	1.67	0.60
1:G:60:VAL:O	1:G:71:THR:HA	2.02	0.60

Continued on next page...

Continued from previous page...

Atom-1	Atom-2	Interatomic distance (Å)	Clash overlap (Å)
1:J:40:VAL:HG22	1:J:41:VAL:N	2.16	0.60
4:Y:223:PHE:HD2	4:Y:312:ARG:NH2	1.99	0.60
1:G:156:PHE:CD1	1:G:195:TYR:CD1	2.90	0.60
1:J:124:VAL:CG1	1:J:675:ILE:HD13	2.31	0.60
1:J:827:MLY:HH21	2:K:139:ALA:HB3	1.83	0.60
1:A:634:GLY:N	4:4:25:ASP:O	2.31	0.60
4:7:287:ILE:HD12	4:7:287:ILE:H	1.67	0.60
1:A:60:VAL:O	1:A:71:THR:HA	2.02	0.60
1:D:789:ALA:O	3:F:87:PHE:CZ	2.55	0.60
1:D:769:ALA:HA	1:D:771:LEU:HB2	1.81	0.60
1:D:553:MLY:NZ	4:7:45:VAL:HG13	2.16	0.60
1:A:542:PHE:CD1	4:4:143:TYR:CE1	2.90	0.60
1:J:786:ILE:HG12	3:L:86:ASP:CB	2.30	0.60
1:A:506:GLU:OE2	1:A:760:PHE:CD2	2.49	0.60
4:0:287:ILE:HD12	4:0:287:ILE:H	1.67	0.60
3:C:46:ILE:O	3:C:50:LEU:CG	2.47	0.60
3:C:52:ASN:N	3:C:53:PRO:CD	2.65	0.60
3:L:52:ASN:N	3:L:53:PRO:CD	2.65	0.60
1:D:665:ARG:C	1:D:667:THR:H	2.05	0.60
4:0:223:PHE:HD2	4:0:312:ARG:NH2	1.99	0.60
1:D:124:VAL:HG13	1:D:675:ILE:HD13	1.84	0.60
1:D:49:MLY:HH13	1:D:108:GLU:OE2	2.02	0.60
4:Z:287:ILE:H	4:Z:287:ILE:HD12	1.67	0.60
1:A:95:THR:HG23	1:A:96:HIS:ND1	2.16	0.60
1:G:217:THR:C	1:G:221:GLN:HG2	2.21	0.60
1:G:578:HIS:CD2	1:G:591:ASN:HA	2.31	0.60
1:J:820:VAL:CG1	2:K:136:MET:CE	2.80	0.59
1:J:768:MLY:CH2	1:J:772:LEU:HD13	2.32	0.59
1:D:536:LEU:HD13	1:D:550:PHE:CE1	2.37	0.59
1:A:541:MET:SD	4:4:346:LEU:O	2.48	0.59
1:A:505:MLY:HH23	1:A:762:HIS:O	2.02	0.59
4:4:287:ILE:HD12	4:4:287:ILE:H	1.67	0.59
3:C:49:ILE:CA	3:C:52:ASN:ND2	2.53	0.59
3:I:63:ILE:HG22	3:I:64:THR:O	2.01	0.59
3:F:63:ILE:HG22	3:F:64:THR:O	2.01	0.59
1:G:665:ARG:C	1:G:667:THR:H	2.05	0.59
1:D:755:HIS:HA	1:D:758:TYR:HE1	1.64	0.59
2:H:34:ILE:O	2:H:46:ASP:HB3	2.01	0.59
1:G:536:LEU:HD13	1:G:550:PHE:CE1	2.37	0.59
4:W:287:ILE:H	4:W:287:ILE:HD12	1.67	0.59
4:1:287:ILE:H	4:1:287:ILE:HD12	1.67	0.59

Continued on next page...

Continued from previous page...

Atom-1	Atom-2	Interatomic distance (Å)	Clash overlap (Å)
3:I:52:ASN:HB2	3:I:53:PRO:CD	2.28	0.59
3:I:52:ASN:N	3:I:53:PRO:CD	2.65	0.59
3:L:49:ILE:CA	3:L:52:ASN:ND2	2.54	0.59
1:D:60:VAL:O	1:D:71:THR:HA	2.02	0.59
1:D:95:THR:HG23	1:D:96:HIS:ND1	2.17	0.59
1:J:549:SER:OG	1:J:550:PHE:N	2.35	0.59
1:D:549:SER:OG	1:D:550:PHE:N	2.36	0.59
1:G:541:MET:SD	4:6:346:LEU:O	2.48	0.59
1:G:546:THR:HG22	1:G:547:ASP:N	2.17	0.59
1:A:530:MET:CG	4:4:354:GLN:HG3	2.30	0.59
1:A:536:LEU:HD13	1:A:550:PHE:CE1	2.37	0.59
1:G:787:ILE:O	1:G:790:THR:N	2.35	0.59
1:G:792:ALA:CB	3:I:40:ASN:HB3	2.32	0.59
1:D:776:GLU:O	1:D:779:ARG:HB3	2.03	0.59
1:D:783:LEU:O	1:D:787:ILE:N	2.28	0.59
1:D:787:ILE:O	1:D:790:THR:N	2.35	0.59
1:J:530:MET:HA	4:7:354:GLN:CB	2.28	0.59
1:G:550:PHE:CE2	1:G:592:ILE:HG23	2.37	0.59
1:D:599:ASN:CB	1:D:649:VAL:HB	2.32	0.59
4:8:223:PHE:HD2	4:8:312:ARG:NH2	1.99	0.59
1:J:156:PHE:CD1	1:J:195:TYR:CD1	2.90	0.59
1:A:116:TYR:HB2	1:A:153:PRO:O	2.03	0.59
1:A:195:TYR:O	1:A:199:ILE:HG23	2.03	0.59
1:G:7:MET:HE3	1:G:14:ALA:HB1	1.83	0.59
1:D:7:MET:HE3	1:D:14:ALA:HB1	1.84	0.59
1:A:135:TYR:N	1:A:135:TYR:CD1	2.70	0.59
1:G:817:GLN:OE1	2:H:127:ARG:CD	2.47	0.59
1:G:818:TYR:CG	2:H:127:ARG:NH1	2.70	0.59
1:J:542:PHE:CD1	4:7:143:TYR:CE1	2.91	0.59
1:G:728:ASN:HA	3:I:113:THR:OG1	2.03	0.59
1:G:530:MET:CG	4:6:354:GLN:HG3	2.30	0.59
1:G:538:GLU:HA	4:6:349:LEU:CG	2.28	0.59
1:A:578:HIS:CD2	1:A:591:ASN:HA	2.31	0.59
3:I:52:ASN:N	3:I:53:PRO:HD2	2.16	0.59
1:A:623:PHE:HA	1:A:623:PHE:CG	2.36	0.59
4:W:223:PHE:HD2	4:W:312:ARG:NH2	1.99	0.59
1:A:776:GLU:O	1:A:779:ARG:HB3	2.03	0.59
1:D:534:SER:C	4:5:351:THR:CA	2.47	0.59
1:A:529:PRO:HG3	4:4:353:GLN:OE1	2.03	0.59
1:G:599:ASN:CB	1:G:649:VAL:HB	2.32	0.59
1:A:295:MLY:HG3	1:A:332:MET:HE1	1.85	0.59

Continued on next page...

Continued from previous page...

Atom-1	Atom-2	Interatomic distance (Å)	Clash overlap (Å)
1:D:156:PHE:CD1	1:D:195:TYR:CD1	2.90	0.59
1:J:230:GLU:O	1:J:234:ASN:HB2	2.03	0.59
1:D:464:ILE:HG22	1:D:465:ALA:N	2.18	0.59
1:J:49:MLY:HH13	1:J:108:GLU:OE2	2.02	0.59
1:A:735:GLY:O	1:A:743:ALA:HA	1.94	0.59
1:G:836:PHE:CE1	2:H:159:HIS:CA	2.63	0.59
1:J:817:GLN:HG2	2:K:127:ARG:CB	2.32	0.59
1:D:831:TRP:CH2	2:E:50:THR:HB	2.37	0.59
1:J:550:PHE:CE2	1:J:592:ILE:HG23	2.37	0.59
1:D:542:PHE:CD1	4:5:143:TYR:CE1	2.90	0.59
1:G:715:VAL:HG11	1:G:720:PHE:HD1	1.68	0.59
1:G:93:MET:CB	1:G:716:LEU:HD12	2.33	0.59
1:G:549:SER:OG	1:G:550:PHE:N	2.36	0.59
1:G:646:PHE:CD2	1:G:652:LEU:CD1	2.85	0.59
3:F:52:ASN:N	3:F:53:PRO:CD	2.65	0.59
1:G:40:VAL:HG22	1:G:41:VAL:H	1.67	0.59
1:D:40:VAL:HG22	1:D:41:VAL:H	1.67	0.59
4:1:223:PHE:HD2	4:1:312:ARG:NH2	1.99	0.59
1:G:195:TYR:O	1:G:199:ILE:HG23	2.03	0.59
1:J:265:ILE:HG22	1:J:266:GLU:N	2.18	0.59
1:D:724:TYR:CE1	1:D:778:MET:CG	2.86	0.59
1:G:542:PHE:CD1	4:6:143:TYR:CE1	2.91	0.59
1:J:599:ASN:CB	1:J:649:VAL:HB	2.32	0.59
1:A:265:ILE:HG22	1:A:266:GLU:N	2.18	0.59
1:D:601:ASP:N	1:D:602:PRO:HD3	2.18	0.59
1:A:48:VAL:HG22	1:A:49:MLY:N	2.18	0.59
1:D:792:ALA:CB	3:F:40:ASN:CB	2.75	0.59
1:J:776:GLU:O	1:J:779:ARG:HB3	2.02	0.59
1:J:784:ALA:O	1:J:788:THR:HB	2.02	0.59
4:V:223:PHE:HD2	4:V:312:ARG:NH2	1.99	0.59
1:G:116:TYR:HB2	1:G:153:PRO:O	2.03	0.59
1:A:230:GLU:O	1:A:234:ASN:HB2	2.03	0.59
1:D:831:TRP:N	2:E:51:PHE:HZ	1.98	0.59
1:J:536:LEU:HD13	1:J:550:PHE:CE1	2.37	0.59
1:J:715:VAL:HG11	1:J:720:PHE:HD1	1.68	0.59
1:D:817:GLN:NE2	2:E:127:ARG:CD	2.66	0.59
1:A:599:ASN:CB	1:A:649:VAL:HB	2.32	0.59
1:D:649:VAL:HA	1:D:649:VAL:HG22	1.80	0.59
1:A:755:HIS:HA	1:A:758:TYR:HE1	1.64	0.59
1:J:195:TYR:O	1:J:199:ILE:HG23	2.03	0.59
1:D:141:LEU:O	1:D:144:ARG:HB3	2.03	0.59

Continued on next page...

Continued from previous page...

Atom-1	Atom-2	Interatomic distance (Å)	Clash overlap (Å)
1:D:135:TYR:N	1:D:135:TYR:CD1	2.69	0.59
1:A:601:ASP:N	1:A:602:PRO:HD3	2.18	0.59
1:D:722:GLN:O	1:D:782:MLY:HH23	2.02	0.58
1:D:769:ALA:CB	1:D:771:LEU:N	2.66	0.58
1:J:643:GLY:HA2	4:7:24:ASP:OD1	2.04	0.58
4:6:287:ILE:HD12	4:6:287:ILE:H	1.67	0.58
1:G:95:THR:HG23	1:G:96:HIS:ND1	2.17	0.58
1:G:230:GLU:O	1:G:234:ASN:HB2	2.03	0.58
1:J:7:MET:HE3	1:J:14:ALA:HB1	1.85	0.58
1:G:124:VAL:HG13	1:G:675:ILE:HD13	1.84	0.58
1:J:210:GLN:O	1:J:211:SER:OG	2.15	0.58
1:G:135:TYR:CD1	1:G:135:TYR:N	2.69	0.58
1:J:601:ASP:N	1:J:602:PRO:HD3	2.18	0.58
1:J:754:ASP:OD2	1:J:776:GLU:HB3	2.01	0.58
1:J:553:MLY:NZ	4:V:45:VAL:HG13	2.17	0.58
1:D:550:PHE:CE2	1:D:592:ILE:HG23	2.37	0.58
1:A:794:CYS:O	1:A:798:LEU:N	2.37	0.58
1:A:538:GLU:O	1:A:541:MET:HB2	2.04	0.58
1:A:831:TRP:CH2	2:B:50:THR:CB	2.81	0.58
1:D:629:GLU:HB3	1:D:645:SER:N	2.18	0.58
1:D:124:VAL:HG13	1:D:675:ILE:CD1	2.33	0.58
1:D:794:CYS:O	1:D:798:LEU:N	2.36	0.58
2:H:130:PRO:HA	2:H:133:ILE:HD12	1.84	0.58
1:J:820:VAL:CG1	2:K:136:MET:HE1	2.33	0.58
1:J:646:PHE:CD2	1:J:652:LEU:CD1	2.85	0.58
1:D:529:PRO:HG3	4:5:353:GLN:OE1	2.03	0.58
1:A:410:ASN:CG	4:4:334:GLU:CA	2.48	0.58
1:A:549:SER:OG	1:A:550:PHE:N	2.36	0.58
1:J:116:TYR:HB2	1:J:153:PRO:O	2.03	0.58
1:G:265:ILE:HG22	1:G:266:GLU:N	2.18	0.58
1:G:464:ILE:HG22	1:G:465:ALA:N	2.18	0.58
2:B:140:PHE:O	2:B:141:PRO:C	2.33	0.58
1:J:629:GLU:HB3	1:J:645:SER:N	2.18	0.58
1:G:642:LYS:CG	4:6:22:ALA:CA	2.80	0.58
1:D:218:LEU:N	1:D:221:GLN:HE21	2.01	0.58
1:D:813:ILE:O	1:D:817:GLN:N	2.30	0.58
1:A:831:TRP:CZ3	2:B:34:ILE:HG12	2.39	0.58
1:D:643:GLY:HA2	4:5:24:ASP:OD1	2.04	0.58
1:J:649:VAL:HG22	1:J:649:VAL:HA	1.80	0.58
1:A:715:VAL:HG11	1:A:720:PHE:HD1	1.68	0.58
3:L:52:ASN:HB2	3:L:53:PRO:CD	2.28	0.58

Continued on next page...

Continued from previous page...

Atom-1	Atom-2	Interatomic distance (Å)	Clash overlap (Å)
1:J:40:VAL:HG22	1:J:41:VAL:H	1.67	0.58
1:A:7:MET:HE3	1:A:14:ALA:HB1	1.84	0.58
1:G:601:ASP:N	1:G:602:PRO:HD3	2.18	0.58
1:G:836:PHE:CE2	2:H:160:GLY:CA	2.86	0.58
1:J:529:PRO:HG3	4:7:353:GLN:OE1	2.04	0.58
1:G:751:GLY:HA2	3:I:114:LEU:CD1	2.24	0.58
1:D:546:THR:HG22	1:D:547:ASP:N	2.17	0.58
1:G:629:GLU:HB3	1:G:645:SER:N	2.18	0.58
1:D:220:ASP:O	1:D:224:SER:N	2.27	0.58
4:8:287:ILE:HD12	4:8:287:ILE:H	1.67	0.58
1:A:124:VAL:HG13	1:A:675:ILE:HD13	1.84	0.58
1:D:48:VAL:HG22	1:D:49:MLY:N	2.18	0.58
1:J:48:VAL:HG22	1:J:49:MLY:N	2.18	0.58
1:J:135:TYR:N	1:J:135:TYR:CD1	2.69	0.58
1:D:715:VAL:HG11	1:D:720:PHE:HD1	1.68	0.58
1:G:776:GLU:O	1:G:779:ARG:HB3	2.03	0.58
1:J:510:TRP:CE2	1:J:768:MLY:CH1	2.86	0.58
1:J:218:LEU:N	1:J:221:GLN:HE21	2.01	0.58
1:D:538:GLU:O	1:D:541:MET:HB2	2.04	0.58
1:G:508:ILE:CD1	1:G:759:ALA:CB	2.49	0.58
1:G:538:GLU:O	1:G:541:MET:HB2	2.04	0.58
1:A:839:MLY:CD	2:B:159:HIS:HB3	2.33	0.58
1:D:127:ASN:ND2	1:D:128:PRO:HD2	2.16	0.58
1:D:230:GLU:O	1:D:234:ASN:HB2	2.03	0.58
1:G:124:VAL:HG13	1:G:675:ILE:CD1	2.33	0.58
1:J:755:HIS:HA	1:J:758:TYR:HE1	1.64	0.58
1:G:831:TRP:CE2	2:H:67:MET:CG	2.86	0.58
1:G:831:TRP:CE2	2:H:67:MET:HB3	2.38	0.58
1:D:175:ILE:HA	1:D:670:HIS:O	2.03	0.58
1:J:175:ILE:HA	1:J:670:HIS:O	2.03	0.58
3:L:102:VAL:HG11	3:L:107:LEU:HB2	1.84	0.58
1:J:127:ASN:ND2	1:J:128:PRO:HD2	2.16	0.58
1:A:64:THR:HG22	1:A:65:GLU:N	2.19	0.58
1:G:64:THR:HG22	1:G:65:GLU:N	2.19	0.58
1:G:254:PHE:CE2	1:G:459:ILE:HD12	2.39	0.58
1:A:124:VAL:HG13	1:A:675:ILE:CD1	2.33	0.58
2:B:130:PRO:HA	2:B:133:ILE:HD12	1.84	0.58
1:D:818:TYR:HB2	2:E:90:GLY:HA3	1.86	0.58
1:J:279:LEU:HB3	1:J:280:PRO:HD2	1.86	0.58
1:J:481:ASN:N	1:J:481:ASN:ND2	2.51	0.58
1:J:464:ILE:HG22	1:J:465:ALA:N	2.18	0.58

Continued on next page...

Continued from previous page...

Atom-1	Atom-2	Interatomic distance (Å)	Clash overlap (Å)
1:D:735:GLY:O	1:D:743:ALA:HA	1.94	0.58
1:D:724:TYR:CA	1:D:782:MLY:CH2	2.81	0.58
1:G:529:PRO:HG3	4:6:353:GLN:OE1	2.04	0.58
1:G:568:PRO:HG3	1:G:578:HIS:H	1.69	0.58
1:A:409:GLY:HA3	4:4:333:PRO:CD	2.34	0.58
1:A:541:MET:C	4:4:143:TYR:CZ	2.73	0.58
1:A:642:LYS:CG	4:4:22:ALA:CA	2.81	0.58
1:A:175:ILE:HA	1:A:670:HIS:O	2.04	0.58
1:D:279:LEU:HB3	1:D:280:PRO:HD2	1.86	0.58
1:A:141:LEU:O	1:A:144:ARG:HB3	2.03	0.58
1:A:49:MLY:HH13	1:A:108:GLU:OE2	2.03	0.58
1:J:538:GLU:O	1:J:541:MET:HB2	2.03	0.58
1:D:254:PHE:CE2	1:D:459:ILE:HD12	2.39	0.58
1:D:506:GLU:OE2	1:D:764:MLY:HH22	2.04	0.58
1:G:48:VAL:HG22	1:G:49:MLY:N	2.18	0.58
2:E:112:ILE:C	2:E:147:ASN:O	2.42	0.57
1:J:541:MET:SD	4:7:346:LEU:O	2.48	0.57
1:G:84:MLY:CH1	1:G:719:ASP:C	2.50	0.57
1:A:813:ILE:O	1:A:817:GLN:N	2.30	0.57
1:A:814:PHE:CA	2:B:127:ARG:HH22	2.17	0.57
1:D:817:GLN:OE1	2:E:127:ARG:NH2	2.37	0.57
1:J:95:THR:HA	1:J:713:SER:CA	2.32	0.57
3:C:102:VAL:HG11	3:C:107:LEU:HB2	1.85	0.57
1:G:141:LEU:O	1:G:144:ARG:HB3	2.03	0.57
1:J:124:VAL:HG13	1:J:675:ILE:CD1	2.33	0.57
1:G:49:MLY:HH13	1:G:108:GLU:OE2	2.03	0.57
1:G:411:GLU:N	4:6:333:PRO:HB2	2.10	0.57
1:A:831:TRP:CZ2	2:B:51:PHE:CZ	2.88	0.57
1:A:629:GLU:HB3	1:A:645:SER:N	2.18	0.57
1:G:99:GLU:OE2	1:G:696:ARG:NH2	2.30	0.57
1:G:279:LEU:HB3	1:G:280:PRO:HD2	1.86	0.57
1:D:322:VAL:HG11	1:D:325:ILE:HD11	1.86	0.57
1:D:676:ILE:O	1:D:676:ILE:HG23	2.03	0.57
1:A:676:ILE:O	1:A:676:ILE:HG23	2.03	0.57
1:D:717:TYR:HD1	1:D:744:SER:HG	1.52	0.57
1:D:265:ILE:HG22	1:D:266:GLU:N	2.18	0.57
1:A:464:ILE:HG22	1:A:465:ALA:N	2.18	0.57
1:D:831:TRP:CD2	2:E:51:PHE:CZ	2.92	0.57
1:J:717:TYR:HD1	1:J:744:SER:HG	1.52	0.57
1:D:541:MET:HG2	4:5:345:ILE:CG2	2.35	0.57
1:A:783:LEU:O	1:A:787:ILE:N	2.28	0.57

Continued on next page...

Continued from previous page...

Atom-1	Atom-2	Interatomic distance (Å)	Clash overlap (Å)
1:G:295:MLY:HG3	1:G:332:MET:HE1	1.87	0.57
3:F:102:VAL:HG11	3:F:107:LEU:HB2	1.84	0.57
1:A:254:PHE:CE2	1:A:459:ILE:HD12	2.39	0.57
1:J:322:VAL:HG11	1:J:325:ILE:HD11	1.86	0.57
1:G:813:ILE:O	1:G:816:ILE:N	2.37	0.57
1:G:409:GLY:HA3	4:6:333:PRO:CD	2.35	0.57
1:J:784:ALA:O	1:J:788:THR:CB	2.52	0.57
1:A:831:TRP:CD2	2:B:51:PHE:CZ	2.88	0.57
3:I:102:VAL:HG11	3:I:107:LEU:HB2	1.85	0.57
1:D:418:THR:HG22	1:D:419:VAL:H	1.69	0.57
1:A:418:THR:HG22	1:A:419:VAL:H	1.69	0.57
1:A:279:LEU:HB3	1:A:280:PRO:HD2	1.86	0.57
1:J:64:THR:HG22	1:J:65:GLU:N	2.19	0.57
1:J:254:PHE:CE2	1:J:459:ILE:HD12	2.39	0.57
1:J:676:ILE:O	1:J:676:ILE:HG23	2.03	0.57
1:A:768:MLY:C	1:A:771:LEU:HB3	2.35	0.57
2:B:112:ILE:C	2:B:147:ASN:O	2.42	0.57
1:D:831:TRP:CA	2:E:51:PHE:HE1	2.17	0.57
1:A:220:ASP:O	1:A:224:SER:N	2.27	0.57
1:G:218:LEU:N	1:G:221:GLN:HE21	2.01	0.57
1:J:409:GLY:HA3	4:7:333:PRO:CD	2.35	0.57
1:G:508:ILE:HD11	1:G:759:ALA:HB2	0.75	0.57
1:A:635:GLY:HA3	4:4:334:GLU:CG	2.30	0.57
1:J:794:CYS:O	1:J:798:LEU:N	2.36	0.57
1:D:64:THR:HG22	1:D:65:GLU:N	2.19	0.57
1:D:195:TYR:O	1:D:199:ILE:HG23	2.03	0.57
1:J:91:MET:HE3	1:J:119:SER:HB2	1.85	0.57
1:G:813:ILE:O	1:G:817:GLN:N	2.30	0.57
1:J:541:MET:HG2	4:7:345:ILE:CG2	2.35	0.57
1:D:579:PHE:CD2	1:D:592:ILE:HD11	2.39	0.57
1:A:541:MET:HG2	4:4:345:ILE:CG2	2.35	0.57
1:G:599:ASN:CG	1:G:649:VAL:HB	2.25	0.57
1:A:818:TYR:HB2	2:B:90:GLY:HA3	1.86	0.57
1:D:822:SER:HG	2:E:87:LYS:C	2.07	0.57
1:D:173:GLN:C	1:D:667:THR:HG23	2.25	0.57
1:A:173:GLN:C	1:A:667:THR:HG23	2.25	0.57
3:F:102:VAL:HG23	3:F:139:TYR:CD1	2.39	0.57
3:C:102:VAL:HG23	3:C:139:TYR:CD1	2.39	0.57
1:D:22:LYS:O	1:D:26:GLU:N	2.29	0.57
1:J:141:LEU:O	1:J:144:ARG:HB3	2.04	0.57
1:J:82:PRO:HD2	1:J:85:TYR:CD2	2.40	0.57

Continued on next page...

Continued from previous page...

Atom-1	Atom-2	Interatomic distance (Å)	Clash overlap (Å)
1:J:789:ALA:HB2	3:L:81:GLN:HG2	1.86	0.57
1:D:834:LEU:HD21	2:E:54:MET:HE2	1.86	0.57
1:J:752:ASP:O	1:J:780:ASP:OD2	2.23	0.57
1:A:218:LEU:N	1:A:221:GLN:HE21	2.02	0.57
1:D:409:GLY:HA3	4:5:333:PRO:CD	2.35	0.57
1:J:173:GLN:C	1:J:667:THR:HG23	2.25	0.57
1:G:175:ILE:HA	1:G:670:HIS:O	2.04	0.57
1:D:830:PRO:C	2:E:51:PHE:CE1	2.78	0.57
1:G:642:LYS:CD	4:6:340:TRP:CZ3	2.80	0.57
1:A:639:GLY:N	4:4:344:SER:C	2.54	0.57
1:D:813:ILE:O	1:D:816:ILE:N	2.38	0.57
1:A:502:GLU:CG	1:A:761:GLY:C	2.69	0.57
1:G:173:GLN:C	1:G:667:THR:HG23	2.25	0.57
1:D:116:TYR:HB2	1:D:153:PRO:O	2.03	0.57
1:A:322:VAL:HG11	1:A:325:ILE:HD11	1.86	0.57
1:D:82:PRO:HD2	1:D:85:TYR:CD2	2.40	0.57
1:J:530:MET:CA	4:7:354:GLN:HB3	2.35	0.57
1:J:579:PHE:CD2	1:J:592:ILE:HD11	2.40	0.57
1:D:530:MET:CA	4:5:354:GLN:HB3	2.35	0.57
1:J:783:LEU:O	1:J:787:ILE:CB	2.52	0.57
1:A:813:ILE:O	1:A:816:ILE:N	2.37	0.57
1:A:643:GLY:HA2	4:4:24:ASP:OD1	2.04	0.57
1:D:481:ASN:N	1:D:481:ASN:ND2	2.51	0.57
1:A:109:ARG:O	1:A:114:MET:N	2.37	0.57
1:D:724:TYR:OH	1:D:778:MET:SD	2.63	0.57
1:A:768:MLY:HB3	1:A:771:LEU:CG	2.35	0.57
1:G:820:VAL:CG1	2:H:136:MET:HE1	2.34	0.57
1:J:747:LEU:HD23	1:J:747:LEU:O	2.05	0.57
1:A:795:ARG:NH2	3:C:116:GLU:CG	2.68	0.57
1:A:529:PRO:CG	4:4:353:GLN:OE1	2.53	0.57
1:D:646:PHE:CD2	1:D:652:LEU:CD1	2.85	0.57
1:G:612:GLN:HE22	1:G:627:GLY:HA2	1.66	0.57
1:G:82:PRO:HD2	1:G:85:TYR:CD2	2.40	0.57
1:G:797:PHE:HE2	3:I:126:LEU:HD23	1.69	0.56
1:D:831:TRP:HE1	2:E:47:LEU:HD22	1.58	0.56
1:J:768:MLY:NZ	1:J:772:LEU:CD2	2.40	0.56
1:G:831:TRP:CZ2	2:H:67:MET:HB3	2.40	0.56
1:G:747:LEU:HD23	1:G:747:LEU:O	2.05	0.56
1:G:541:MET:HG2	4:6:345:ILE:CG2	2.35	0.56
1:A:795:ARG:CG	3:C:118:MET:CE	2.82	0.56
1:A:599:ASN:CG	1:A:649:VAL:HB	2.25	0.56

Continued on next page...

Continued from previous page...

Atom-1	Atom-2	Interatomic distance (Å)	Clash overlap (Å)
1:D:599:ASN:CG	1:D:649:VAL:HB	2.25	0.56
1:A:830:PRO:HG2	2:B:67:MET:HE1	1.87	0.56
1:A:82:PRO:HD2	1:A:85:TYR:CD2	2.40	0.56
1:J:677:PRO:HB2	1:J:678:ASN:ND2	2.20	0.56
1:D:733:PRO:CB	1:D:737:PHE:HE1	2.19	0.56
1:D:724:TYR:CZ	1:D:778:MET:HB3	2.37	0.56
1:J:821:ARG:NH2	2:K:127:ARG:HD3	2.18	0.56
1:D:411:GLU:H	4:5:333:PRO:HG2	1.70	0.56
1:D:568:PRO:HG3	1:D:578:HIS:H	1.69	0.56
1:A:834:LEU:HD21	2:B:54:MET:CG	2.35	0.56
3:L:46:ILE:O	3:L:50:LEU:CG	2.47	0.56
1:A:753:VAL:HG12	1:A:775:LEU:HG	1.86	0.56
3:L:102:VAL:HG23	3:L:139:TYR:CD1	2.39	0.56
1:A:481:ASN:ND2	1:A:481:ASN:N	2.51	0.56
1:G:757:GLN:NE2	1:G:772:LEU:HG	2.20	0.56
1:D:733:PRO:CA	1:D:737:PHE:HE1	2.18	0.56
1:A:733:PRO:CA	1:A:737:PHE:HE1	2.19	0.56
2:H:112:ILE:C	2:H:147:ASN:O	2.42	0.56
1:J:813:ILE:O	1:J:816:ILE:N	2.37	0.56
1:D:831:TRP:NE1	2:E:67:MET:SD	2.77	0.56
1:J:568:PRO:HG3	1:J:578:HIS:H	1.69	0.56
1:J:735:GLY:O	1:J:743:ALA:HA	1.94	0.56
1:G:642:LYS:CA	4:6:22:ALA:C	2.70	0.56
1:G:643:GLY:N	4:6:23:GLY:C	2.55	0.56
1:A:411:GLU:H	4:4:333:PRO:HG2	1.71	0.56
1:A:568:PRO:HG3	1:A:578:HIS:H	1.69	0.56
1:A:831:TRP:CH2	2:B:50:THR:CG2	2.88	0.56
1:A:640:LYS:C	4:4:23:GLY:CA	2.64	0.56
2:E:163:ALA:C	2:K:22:THR:CB	2.74	0.56
3:I:102:VAL:HG23	3:I:139:TYR:CD1	2.39	0.56
4:7:223:PHE:HD2	4:7:312:ARG:NH2	1.99	0.56
1:D:22:LYS:HA	1:D:25:ILE:HB	1.87	0.56
1:G:338:ILE:HG21	1:G:348:MLY:HB3	1.87	0.56
1:G:322:VAL:HG11	1:G:325:ILE:HD11	1.86	0.56
1:A:302:MET:HG2	1:A:303:LEU:HD13	1.87	0.56
1:G:302:MET:HG2	1:G:303:LEU:HD13	1.88	0.56
1:G:676:ILE:O	1:G:676:ILE:HG23	2.03	0.56
1:A:135:TYR:N	1:A:135:TYR:HD1	2.04	0.56
1:G:677:PRO:HB2	1:G:678:ASN:ND2	2.20	0.56
1:D:786:ILE:HG12	3:F:86:ASP:HB3	1.87	0.56
1:A:768:MLY:HG2	1:A:771:LEU:HD13	1.87	0.56

Continued on next page...

Continued from previous page...

Atom-1	Atom-2	Interatomic distance (Å)	Clash overlap (Å)
1:J:638:GLY:CA	4:7:345:ILE:H	2.18	0.56
1:A:800:ARG:HD2	3:C:149:VAL:CA	2.35	0.56
1:A:839:MLY:HD2	2:B:159:HIS:CD2	2.38	0.56
1:A:630:ALA:CA	4:4:25:ASP:OD2	2.53	0.56
1:D:815:CYS:HA	2:E:90:GLY:HA2	1.87	0.56
1:J:418:THR:HG22	1:J:419:VAL:H	1.69	0.56
1:A:830:PRO:HG2	2:B:67:MET:HE2	1.87	0.56
1:D:135:TYR:N	1:D:135:TYR:HD1	2.04	0.56
1:D:677:PRO:HB2	1:D:678:ASN:ND2	2.20	0.56
1:A:210:GLN:O	1:A:211:SER:OG	2.15	0.56
1:G:817:GLN:HG2	2:H:127:ARG:CD	2.34	0.56
1:G:733:PRO:CA	1:G:737:PHE:HE1	2.19	0.56
1:D:406:VAL:HG12	1:D:407:GLY:H	1.71	0.56
1:A:649:VAL:HG23	1:A:649:VAL:HA	1.83	0.56
1:A:834:LEU:HD21	2:B:54:MET:CE	2.36	0.56
3:C:48:LYS:C	3:C:52:ASN:HD22	1.97	0.56
1:A:753:VAL:CG1	1:A:775:LEU:HG	2.36	0.56
1:J:116:TYR:CE2	1:J:154:HIS:CD2	2.94	0.56
1:D:116:TYR:CE2	1:D:154:HIS:CD2	2.94	0.56
1:J:338:ILE:HG21	1:J:348:MLY:HB3	1.87	0.56
1:A:677:PRO:HB2	1:A:678:ASN:ND2	2.20	0.56
1:A:733:PRO:CB	1:A:737:PHE:HE1	2.19	0.56
1:A:546:THR:HG21	1:A:548:THR:HB	1.88	0.56
1:A:649:VAL:HG22	1:A:649:VAL:HA	1.80	0.56
1:A:646:PHE:CD2	1:A:652:LEU:CD1	2.85	0.56
1:J:599:ASN:CG	1:J:649:VAL:HB	2.25	0.56
2:B:150:TYR:C	2:B:151:LYS:CG	2.49	0.56
1:A:338:ILE:HG21	1:A:348:MLY:HB3	1.87	0.56
1:G:135:TYR:N	1:G:135:TYR:HD1	2.04	0.56
1:A:747:LEU:HD23	1:A:747:LEU:O	2.05	0.56
1:A:768:MLY:CG	1:A:771:LEU:HD13	2.35	0.56
1:D:834:LEU:HD22	2:E:50:THR:HG22	1.87	0.56
1:J:754:ASP:OD1	1:J:779:ARG:HD2	2.06	0.56
1:J:503:TYR:OH	1:J:711:PHE:CD2	2.40	0.56
1:G:84:MLY:HH11	1:G:720:PHE:CA	2.35	0.56
1:G:638:GLY:CA	4:6:345:ILE:H	2.18	0.56
1:G:643:GLY:HA2	4:6:24:ASP:OD1	2.04	0.56
1:A:797:PHE:HD2	3:C:126:LEU:CD2	2.18	0.56
1:D:215:GLN:CA	1:D:340:ILE:CG2	2.63	0.56
1:J:630:ALA:CA	4:7:25:ASP:OD2	2.53	0.56
1:J:95:THR:HA	1:J:713:SER:CB	2.36	0.56

Continued on next page...

Continued from previous page...

Atom-1	Atom-2	Interatomic distance (Å)	Clash overlap (Å)
1:A:116:TYR:CE2	1:A:154:HIS:CD2	2.94	0.56
1:J:135:TYR:HD1	1:J:135:TYR:N	2.04	0.56
1:D:747:LEU:O	1:D:747:LEU:HD23	2.05	0.56
1:D:834:LEU:CD2	2:E:54:MET:CG	2.61	0.56
1:A:206:LYS:HB3	1:A:217:THR:OG1	2.06	0.56
1:G:538:GLU:CG	4:6:351:THR:C	2.73	0.56
1:A:795:ARG:HG2	3:C:118:MET:CE	2.35	0.56
1:A:530:MET:CA	4:4:354:GLN:HB3	2.34	0.56
1:A:502:GLU:HA	1:A:762:HIS:H	1.71	0.56
1:D:435:GLU:O	1:D:438:PHE:HB3	2.06	0.56
1:G:109:ARG:O	1:G:114:MET:N	2.37	0.56
1:A:217:THR:HG22	1:A:218:LEU:O	2.05	0.56
1:J:530:MET:CB	4:7:354:GLN:HG3	2.36	0.56
1:J:503:TYR:HH	1:J:711:PHE:HD2	0.72	0.56
1:G:733:PRO:CB	1:G:737:PHE:HE1	2.19	0.56
1:D:529:PRO:CB	4:5:354:GLN:HA	2.36	0.56
1:D:529:PRO:CG	4:5:353:GLN:OE1	2.53	0.56
1:G:529:PRO:CG	4:6:353:GLN:OE1	2.54	0.56
1:G:410:ASN:CG	4:6:334:GLU:C	2.64	0.56
1:G:649:VAL:CG1	1:G:649:VAL:HA	2.35	0.56
1:D:99:GLU:OE2	1:D:696:ARG:NH2	2.31	0.56
1:G:794:CYS:O	1:G:798:LEU:N	2.37	0.56
1:G:217:THR:HG22	1:G:218:LEU:O	2.06	0.56
1:J:530:MET:HE3	4:7:354:GLN:CG	2.30	0.56
1:J:629:GLU:O	1:J:643:GLY:HA3	2.06	0.56
1:J:733:PRO:CA	1:J:737:PHE:HE1	2.19	0.56
1:G:537:GLU:HB3	1:G:648:THR:CB	2.36	0.56
1:A:546:THR:HB	1:A:549:SER:H	1.71	0.56
1:D:640:LYS:C	1:D:645:SER:OG	2.44	0.56
1:D:630:ALA:CA	4:5:25:ASP:OD2	2.53	0.56
3:I:46:ILE:O	3:I:50:LEU:CG	2.47	0.56
1:G:418:THR:HG22	1:G:419:VAL:H	1.69	0.56
1:D:290:GLN:HG2	1:D:331:LEU:HA	1.87	0.56
1:G:435:GLU:O	1:G:438:PHE:HB3	2.06	0.56
1:G:22:LYS:O	1:G:26:GLU:HG3	2.06	0.56
1:A:22:LYS:O	1:A:26:GLU:HG3	2.06	0.56
1:D:789:ALA:C	3:F:87:PHE:CZ	2.79	0.55
1:G:820:VAL:CG1	2:H:136:MET:CE	2.84	0.55
1:G:206:LYS:HB3	1:G:217:THR:OG1	2.06	0.55
1:J:90:ASP:OD2	1:J:764:MLY:HH22	2.05	0.55
1:G:530:MET:CA	4:6:354:GLN:HB3	2.35	0.55

Continued on next page...

Continued from previous page...

Atom-1	Atom-2	Interatomic distance (Å)	Clash overlap (Å)
1:G:411:GLU:H	4:6:333:PRO:HG2	1.70	0.55
1:A:798:LEU:CD1	3:C:126:LEU:CG	2.79	0.55
1:A:797:PHE:HD2	3:C:126:LEU:HD21	1.71	0.55
1:A:530:MET:HE3	4:4:354:GLN:CB	2.37	0.55
1:G:649:VAL:HG22	1:G:649:VAL:HA	1.80	0.55
1:A:97:LEU:HD22	1:A:712:PRO:CB	2.32	0.55
1:A:290:GLN:HG2	1:A:331:LEU:HA	1.87	0.55
4:7:365:ALA:HB3	4:7:369:ILE:HB	1.88	0.55
1:D:32:PHE:CG	1:D:83:PRO:HD3	2.41	0.55
1:D:725:ARG:H	1:D:782:MLY:HH21	1.65	0.55
1:J:217:THR:HG22	1:J:218:LEU:O	2.05	0.55
1:J:750:GLY:HA2	3:L:114:LEU:HD23	1.87	0.55
1:D:638:GLY:CA	4:5:345:ILE:H	2.19	0.55
1:G:84:MLY:HH12	1:G:716:LEU:O	2.05	0.55
1:A:538:GLU:CG	4:4:351:THR:C	2.74	0.55
1:A:529:PRO:CB	4:4:354:GLN:HA	2.36	0.55
1:A:640:LYS:C	1:A:645:SER:OG	2.44	0.55
1:G:116:TYR:CE2	1:G:154:HIS:CD2	2.94	0.55
4:V:365:ALA:HB3	4:V:369:ILE:HB	1.88	0.55
1:J:206:LYS:HB3	1:J:217:THR:OG1	2.06	0.55
1:J:579:PHE:HE1	1:J:581:LEU:HD13	1.72	0.55
1:J:733:PRO:CB	1:J:737:PHE:HE1	2.19	0.55
1:D:530:MET:HE3	4:5:355:MET:SD	2.46	0.55
1:D:546:THR:HG21	1:D:548:THR:HB	1.88	0.55
1:D:537:GLU:HB3	1:D:648:THR:CB	2.36	0.55
1:J:634:GLY:N	4:7:25:ASP:O	2.31	0.55
2:E:162:ASP:O	2:K:21:GLU:HB2	2.07	0.55
1:A:32:PHE:CG	1:A:83:PRO:HD3	2.42	0.55
3:L:123:VAL:O	3:L:127:MET:HG2	2.06	0.55
1:D:789:ALA:HB2	3:F:81:GLN:O	2.06	0.55
1:J:643:GLY:N	4:7:23:GLY:C	2.55	0.55
1:J:646:PHE:CE2	1:J:652:LEU:CG	2.90	0.55
1:G:732:ILE:CG2	1:G:747:LEU:HD11	1.26	0.55
1:A:793:ARG:NH2	3:C:147:MET:HE2	2.22	0.55
1:D:217:THR:HG22	1:D:218:LEU:O	2.06	0.55
1:A:537:GLU:HB3	1:A:648:THR:CB	2.36	0.55
1:D:629:GLU:O	1:D:643:GLY:HA3	2.06	0.55
1:A:629:GLU:O	1:A:643:GLY:HA3	2.06	0.55
1:A:765:VAL:HG12	1:A:766:PHE:N	2.22	0.55
1:G:127:ASN:ND2	1:G:128:PRO:HD2	2.17	0.55
1:A:290:GLN:NE2	1:A:334:THR:OG1	2.40	0.55

Continued on next page...

Continued from previous page...

Atom-1	Atom-2	Interatomic distance (Å)	Clash overlap (Å)
1:A:345:ALA:O	1:A:349:THR:N	2.40	0.55
4:5:365:ALA:HB3	4:5:369:ILE:HB	1.88	0.55
1:J:768:MLY:CH2	1:J:772:LEU:CD1	2.83	0.55
1:J:640:LYS:C	1:J:645:SER:OG	2.44	0.55
1:G:93:MET:HB2	1:G:764:MLY:NZ	2.18	0.55
1:G:629:GLU:O	1:G:643:GLY:HA3	2.06	0.55
1:G:646:PHE:CE2	1:G:652:LEU:CG	2.90	0.55
3:L:35:ARG:HA	3:L:39:GLN:O	2.07	0.55
1:D:646:PHE:CE2	1:D:652:LEU:CG	2.90	0.55
1:J:406:VAL:HG12	1:J:407:GLY:H	1.71	0.55
1:A:406:VAL:HG12	1:A:407:GLY:H	1.71	0.55
1:G:22:LYS:HA	1:G:25:ILE:HB	1.87	0.55
1:A:7:MET:HE3	1:A:14:ALA:CB	2.36	0.55
1:J:7:MET:HE3	1:J:14:ALA:CB	2.36	0.55
4:1:365:ALA:HB3	4:1:369:ILE:HB	1.88	0.55
1:J:302:MET:HG2	1:J:303:LEU:HD13	1.87	0.55
1:A:604:ASN:OD1	1:A:607:VAL:HG23	2.06	0.55
1:D:604:ASN:OD1	1:D:607:VAL:HG23	2.06	0.55
1:G:795:ARG:HE	3:I:118:MET:HE1	1.72	0.55
1:J:410:ASN:CG	4:7:334:GLU:C	2.65	0.55
1:G:579:PHE:HE1	1:G:581:LEU:HD13	1.72	0.55
2:E:156:VAL:HA	2:E:159:HIS:O	2.07	0.55
1:A:612:GLN:HE22	1:A:627:GLY:HA2	1.66	0.55
1:J:435:GLU:O	1:J:438:PHE:HB3	2.06	0.55
4:X:365:ALA:HB3	4:X:369:ILE:HB	1.88	0.55
1:G:604:ASN:OD1	1:G:607:VAL:HG23	2.06	0.55
1:J:32:PHE:CG	1:J:83:PRO:HD3	2.41	0.55
3:I:35:ARG:HA	3:I:39:GLN:O	2.07	0.55
1:A:725:ARG:HG3	1:A:733:PRO:CA	2.36	0.55
1:A:757:GLN:OE1	1:A:771:LEU:HD12	2.06	0.55
1:J:529:PRO:CB	4:7:354:GLN:HA	2.36	0.55
1:J:725:ARG:HG3	1:J:733:PRO:CA	2.36	0.55
1:D:530:MET:CB	4:5:354:GLN:HG3	2.36	0.55
1:G:546:THR:HB	1:G:549:SER:H	1.71	0.55
1:A:530:MET:CB	4:4:354:GLN:HG3	2.36	0.55
1:A:642:LYS:CA	4:4:22:ALA:C	2.71	0.55
1:G:290:GLN:NE2	1:G:334:THR:OG1	2.40	0.55
1:J:345:ALA:O	1:J:349:THR:N	2.40	0.55
1:J:22:LYS:HA	1:J:25:ILE:HB	1.87	0.55
1:G:7:MET:HE3	1:G:14:ALA:CB	2.37	0.55
1:D:338:ILE:HG21	1:D:348:MLY:HB3	1.87	0.55

Continued on next page...

Continued from previous page...

Atom-1	Atom-2	Interatomic distance (Å)	Clash overlap (Å)
4:3:365:ALA:HB3	4:3:369:ILE:HB	1.88	0.55
1:J:82:PRO:HD2	1:J:85:TYR:HD2	1.72	0.55
1:D:723:ARG:HH21	1:D:783:LEU:HD11	1.71	0.55
2:H:156:VAL:HA	2:H:159:HIS:O	2.07	0.55
2:K:156:VAL:HA	2:K:159:HIS:O	2.07	0.55
1:J:411:GLU:H	4:7:333:PRO:HG2	1.71	0.55
1:J:635:GLY:HA3	4:7:334:GLU:CG	2.30	0.55
1:G:640:LYS:C	1:G:645:SER:OG	2.44	0.55
1:D:302:MET:HG2	1:D:303:LEU:HD13	1.87	0.55
2:E:121:LEU:CA	2:E:128:PHE:CG	2.89	0.55
2:H:121:LEU:CA	2:H:128:PHE:CG	2.89	0.55
2:H:140:PHE:O	2:H:141:PRO:C	2.33	0.55
1:J:529:PRO:CG	4:7:353:GLN:OE1	2.54	0.55
1:G:730:SER:HG	3:I:109:HIS:CG	2.20	0.55
1:G:751:GLY:N	3:I:114:LEU:HD11	2.21	0.55
3:C:35:ARG:HA	3:C:39:GLN:O	2.07	0.55
1:D:206:LYS:HB3	1:D:217:THR:OG1	2.07	0.55
1:A:817:GLN:NE2	2:B:127:ARG:CG	2.70	0.55
1:A:646:PHE:CE2	1:A:652:LEU:CG	2.90	0.55
3:F:46:ILE:O	3:F:50:LEU:CG	2.47	0.55
1:J:290:GLN:HG2	1:J:331:LEU:HA	1.88	0.55
1:G:290:GLN:HG2	1:G:331:LEU:HA	1.87	0.55
1:D:7:MET:HE3	1:D:14:ALA:CB	2.36	0.55
1:A:292:MET:HE1	1:A:309:PRO:CD	2.37	0.55
4:Y:365:ALA:HB3	4:Y:369:ILE:HB	1.88	0.55
1:D:135:TYR:HD2	1:D:191:ARG:HG2	1.72	0.55
1:J:723:ARG:HH11	1:J:723:ARG:CG	2.20	0.55
1:J:84:MLY:CH1	1:J:719:ASP:C	2.63	0.55
1:G:553:MLY:HG3	4:8:44:MET:O	2.07	0.55
1:G:638:GLY:HA2	4:6:345:ILE:H	1.71	0.55
1:A:643:GLY:N	4:4:23:GLY:C	2.55	0.55
1:A:127:ASN:ND2	1:A:128:PRO:HD2	2.16	0.55
4:W:365:ALA:HB3	4:W:369:ILE:HB	1.88	0.55
1:G:723:ARG:CG	1:G:723:ARG:HH11	2.20	0.55
1:A:723:ARG:HH11	1:A:723:ARG:CG	2.20	0.55
1:D:788:THR:HG22	3:F:81:GLN:NE2	2.22	0.54
1:D:638:GLY:HA2	4:5:345:ILE:H	1.72	0.54
1:D:635:GLY:HA3	4:5:334:GLU:CG	2.30	0.54
1:G:508:ILE:HG21	1:G:711:PHE:CZ	2.42	0.54
1:A:795:ARG:CG	3:C:118:MET:HE3	2.37	0.54
1:A:638:GLY:CA	4:4:345:ILE:H	2.19	0.54

Continued on next page...

Continued from previous page...

Atom-1	Atom-2	Interatomic distance (Å)	Clash overlap (Å)
1:A:638:GLY:HA2	4:4:345:ILE:H	1.72	0.54
1:G:649:VAL:HA	1:G:649:VAL:HG23	1.83	0.54
1:J:649:VAL:CG1	1:J:649:VAL:HA	2.35	0.54
1:A:630:ALA:HA	4:4:25:ASP:OD2	2.07	0.54
1:D:819:ASN:H	2:E:90:GLY:HA3	1.72	0.54
1:J:290:GLN:NE2	1:J:334:THR:OG1	2.40	0.54
1:A:435:GLU:O	1:A:438:PHE:HB3	2.06	0.54
1:A:22:LYS:HA	1:A:25:ILE:HB	1.88	0.54
1:D:305:ILE:HG22	1:D:312:TYR:CE2	2.42	0.54
1:J:292:MET:HE1	1:J:309:PRO:CD	2.37	0.54
4:Z:365:ALA:HB3	4:Z:369:ILE:HB	1.88	0.54
1:A:10:PHE:O	1:A:12:GLU:N	2.41	0.54
1:J:604:ASN:OD1	1:J:607:VAL:HG23	2.06	0.54
1:D:793:ARG:HE	3:F:147:MET:HG2	1.71	0.54
1:J:546:THR:HG21	1:J:548:THR:HB	1.88	0.54
1:G:735:GLY:O	1:G:743:ALA:HA	1.94	0.54
1:G:751:GLY:CA	3:I:114:LEU:CD1	2.84	0.54
1:D:553:MLY:HG3	4:7:44:MET:O	2.07	0.54
1:G:765:VAL:HG12	1:G:766:PHE:N	2.22	0.54
1:A:797:PHE:CG	3:C:149:VAL:HG11	2.35	0.54
1:J:797:PHE:CD2	3:L:126:LEU:CD2	2.91	0.54
1:D:649:VAL:HA	1:D:649:VAL:CG1	2.35	0.54
1:D:839:MLY:HH11	2:E:159:HIS:CG	2.30	0.54
1:G:78:PHE:HB3	1:G:98:HIS:NE2	2.23	0.54
1:J:556:ASP:CA	4:V:49:GLN:O	2.51	0.54
1:A:305:ILE:HG22	1:A:312:TYR:CE2	2.43	0.54
4:8:365:ALA:HB3	4:8:369:ILE:HB	1.88	0.54
1:G:126:VAL:HG13	1:G:675:ILE:HG22	1.89	0.54
1:A:82:PRO:HD2	1:A:85:TYR:HD2	1.72	0.54
1:J:470:PHE:O	1:J:473:ASN:ND2	2.40	0.54
1:D:470:PHE:O	1:D:473:ASN:ND2	2.40	0.54
3:C:123:VAL:O	3:C:127:MET:HG2	2.06	0.54
1:G:32:PHE:CG	1:G:83:PRO:HD3	2.41	0.54
3:F:123:VAL:O	3:F:127:MET:HG2	2.07	0.54
1:D:724:TYR:OH	1:D:778:MET:HB2	2.07	0.54
1:J:756:THR:HB	1:J:776:GLU:CD	2.28	0.54
1:G:220:ASP:O	1:G:224:SER:N	2.27	0.54
1:G:530:MET:CB	4:6:354:GLN:HG3	2.37	0.54
1:G:546:THR:HG21	1:G:548:THR:HB	1.88	0.54
1:A:78:PHE:HB3	1:A:98:HIS:NE2	2.22	0.54
1:D:22:LYS:O	1:D:26:GLU:HG3	2.07	0.54

Continued on next page...

Continued from previous page...

Atom-1	Atom-2	Interatomic distance (Å)	Clash overlap (Å)
4:0:365:ALA:HB3	4:0:369:ILE:HB	1.88	0.54
4:2:365:ALA:HB3	4:2:369:ILE:HB	1.88	0.54
1:A:126:VAL:HG13	1:A:675:ILE:HG22	1.90	0.54
1:G:82:PRO:HD2	1:G:85:TYR:HD2	1.72	0.54
3:I:123:VAL:O	3:I:127:MET:HG2	2.07	0.54
1:G:783:LEU:HA	1:G:786:ILE:HB	1.87	0.54
2:K:146:GLY:O	2:K:147:ASN:ND2	2.41	0.54
1:A:579:PHE:HE1	1:A:581:LEU:HD13	1.71	0.54
4:4:288:ASP:CA	4:6:204:ALA:HB2	2.31	0.54
1:D:290:GLN:NE2	1:D:334:THR:OG1	2.40	0.54
1:G:345:ALA:O	1:G:349:THR:N	2.40	0.54
1:G:38:VAL:CB	1:G:52:ILE:HD11	2.38	0.54
1:G:305:ILE:HG22	1:G:312:TYR:CZ	2.42	0.54
1:J:305:ILE:HG22	1:J:312:TYR:CE2	2.43	0.54
1:D:126:VAL:HG13	1:D:675:ILE:HG22	1.90	0.54
1:D:82:PRO:HD2	1:D:85:TYR:HD2	1.72	0.54
1:D:10:PHE:O	1:D:12:GLU:N	2.41	0.54
1:J:757:GLN:OE1	1:J:773:GLY:N	2.40	0.54
1:J:537:GLU:HB3	1:J:648:THR:CB	2.36	0.54
1:G:529:PRO:CB	4:6:354:GLN:HA	2.37	0.54
1:G:406:VAL:HG12	1:G:407:GLY:H	1.71	0.54
2:B:156:VAL:HA	2:B:159:HIS:O	2.07	0.54
1:D:739:ASP:CB	1:D:742:LYS:CB	2.81	0.54
1:D:571:ALA:O	1:D:572:LYS:CB	2.56	0.54
1:G:305:ILE:HG22	1:G:312:TYR:CE2	2.42	0.54
1:J:305:ILE:HG22	1:J:312:TYR:CZ	2.42	0.54
4:6:365:ALA:HB3	4:6:369:ILE:HB	1.88	0.54
4:4:365:ALA:HB3	4:4:369:ILE:HB	1.88	0.54
1:J:126:VAL:HG13	1:J:675:ILE:HG22	1.90	0.54
1:A:95:THR:OG1	1:A:769:ALA:CA	2.53	0.54
1:J:831:TRP:CZ3	2:K:34:ILE:HG21	2.42	0.54
1:G:836:PHE:CD2	2:H:160:GLY:N	2.75	0.54
2:H:117:LEU:CG	2:H:147:ASN:OD1	2.52	0.54
1:J:538:GLU:CG	4:7:351:THR:C	2.73	0.54
1:J:546:THR:HB	1:J:549:SER:H	1.71	0.54
1:A:800:ARG:HH11	3:C:149:VAL:CB	2.20	0.54
1:D:649:VAL:HA	1:D:649:VAL:HG23	1.82	0.54
1:A:629:GLU:CB	1:A:643:GLY:C	2.75	0.54
1:D:630:ALA:HA	4:5:25:ASP:OD2	2.07	0.54
1:A:571:ALA:O	1:A:572:LYS:CB	2.56	0.54
1:J:78:PHE:HB3	1:J:98:HIS:NE2	2.22	0.54

Continued on next page...

Continued from previous page...

Atom-1	Atom-2	Interatomic distance (Å)	Clash overlap (Å)
1:D:78:PHE:HB3	1:D:98:HIS:NE2	2.22	0.54
1:D:345:ALA:O	1:D:349:THR:N	2.40	0.54
1:D:292:MET:HE1	1:D:309:PRO:CD	2.37	0.54
1:J:10:PHE:O	1:J:12:GLU:N	2.40	0.54
1:G:791:GLN:O	1:G:794:CYS:HB2	2.08	0.54
1:A:721:LYS:C	1:A:736:GLN:OE1	2.46	0.54
1:D:792:ALA:O	3:F:40:ASN:HB3	2.06	0.54
1:J:503:TYR:CE1	1:J:711:PHE:CE2	2.94	0.54
1:G:725:ARG:HG3	1:G:733:PRO:CA	2.36	0.54
1:G:530:MET:HE3	4:6:354:GLN:CB	2.38	0.54
1:J:791:GLN:O	1:J:794:CYS:HB2	2.08	0.54
1:D:640:LYS:C	4:5:23:GLY:CA	2.64	0.54
1:A:642:LYS:HG2	4:4:22:ALA:C	2.28	0.54
1:D:38:VAL:CB	1:D:52:ILE:HD11	2.38	0.54
1:J:22:LYS:O	1:J:26:GLU:HG3	2.07	0.54
1:J:135:TYR:HD2	1:J:191:ARG:HG2	1.72	0.54
1:D:721:LYS:C	1:D:736:GLN:OE1	2.46	0.54
1:D:732:ILE:CG2	1:D:747:LEU:HD11	1.26	0.54
1:J:638:GLY:HA2	4:7:345:ILE:H	1.72	0.54
1:J:629:GLU:CB	1:J:643:GLY:C	2.76	0.54
1:D:218:LEU:CD2	1:D:222:ILE:CG1	2.86	0.54
1:D:218:LEU:HA	1:D:221:GLN:HG3	1.71	0.54
1:A:410:ASN:CG	4:4:334:GLU:C	2.65	0.54
1:A:649:VAL:CG1	1:A:649:VAL:HA	2.35	0.54
3:L:92:ARG:HA	3:L:139:TYR:OH	2.08	0.54
1:J:493:HIS:ND1	1:J:514:ASP:OD2	2.41	0.54
1:G:292:MET:HE1	1:G:309:PRO:CD	2.37	0.54
1:A:135:TYR:HD2	1:A:191:ARG:HG2	1.72	0.54
1:G:10:PHE:O	1:G:12:GLU:N	2.41	0.54
2:E:146:GLY:O	2:E:147:ASN:ND2	2.41	0.54
1:D:724:TYR:OH	1:D:778:MET:CB	2.56	0.54
1:G:629:GLU:CB	1:G:643:GLY:C	2.76	0.54
1:G:493:HIS:ND1	1:G:514:ASP:OD2	2.41	0.54
1:D:305:ILE:HG22	1:D:312:TYR:CZ	2.43	0.54
1:A:305:ILE:HG22	1:A:312:TYR:CZ	2.43	0.54
1:G:470:PHE:O	1:G:473:ASN:ND2	2.40	0.54
1:A:470:PHE:O	1:A:473:ASN:ND2	2.40	0.54
1:G:404:PRO:CG	1:G:417:GLU:HG3	2.38	0.54
1:D:792:ALA:C	3:F:40:ASN:CB	2.69	0.54
2:B:146:GLY:O	2:B:147:ASN:ND2	2.41	0.54
1:D:546:THR:HB	1:D:549:SER:H	1.71	0.54

Continued on next page...

Continued from previous page...

Atom-1	Atom-2	Interatomic distance (Å)	Clash overlap (Å)
1:G:576:GLU:CG	1:G:577:ALA:N	2.43	0.54
1:A:538:GLU:HG3	4:4:352:PHE:CA	2.38	0.54
1:D:507:GLY:CA	1:D:762:HIS:ND1	2.71	0.54
1:D:765:VAL:HG12	1:D:766:PHE:N	2.22	0.54
1:G:571:ALA:O	1:G:572:LYS:CB	2.56	0.54
1:A:38:VAL:CB	1:A:52:ILE:HD11	2.38	0.54
1:D:793:ARG:HE	3:F:147:MET:CB	2.21	0.53
1:J:553:MLY:O	4:V:48:GLY:CA	2.56	0.53
1:J:640:LYS:C	4:7:23:GLY:CA	2.64	0.53
1:J:642:LYS:HG2	4:7:22:ALA:C	2.27	0.53
1:G:769:ALA:C	1:G:773:GLY:HA3	2.29	0.53
1:G:539:GLU:OE2	4:8:45:VAL:C	2.47	0.53
1:J:800:ARG:HB3	3:L:149:VAL:HG23	1.85	0.53
1:J:630:ALA:HA	4:7:25:ASP:OD2	2.07	0.53
1:D:98:HIS:HB3	1:D:100:PRO:CD	2.25	0.53
3:I:92:ARG:HA	3:I:139:TYR:OH	2.08	0.53
1:J:38:VAL:CB	1:J:52:ILE:HD11	2.38	0.53
1:G:795:ARG:HH22	3:I:43:ASN:HB2	1.73	0.53
2:H:146:GLY:O	2:H:147:ASN:ND2	2.41	0.53
1:A:218:LEU:N	1:A:221:GLN:HG2	2.24	0.53
1:J:530:MET:HE3	4:7:355:MET:SD	2.48	0.53
1:J:538:GLU:HG3	4:7:352:PHE:CA	2.38	0.53
1:J:707:CYS:C	1:J:714:ARG:HH22	2.11	0.53
1:D:529:PRO:HB2	4:5:354:GLN:HA	1.91	0.53
1:G:538:GLU:HG3	4:6:352:PHE:CA	2.38	0.53
1:G:640:LYS:C	4:6:23:GLY:CA	2.64	0.53
1:A:553:MLY:O	4:6:48:GLY:CA	2.56	0.53
1:A:836:PHE:CE2	2:B:160:GLY:C	2.82	0.53
1:D:629:GLU:CB	1:D:643:GLY:C	2.76	0.53
1:D:815:CYS:O	2:E:90:GLY:HA3	2.08	0.53
1:G:135:TYR:HD2	1:G:191:ARG:HD3	1.73	0.53
1:G:135:TYR:HD2	1:G:191:ARG:HG2	1.73	0.53
1:J:135:TYR:HD2	1:J:191:ARG:HD3	1.73	0.53
1:A:404:PRO:CG	1:A:417:GLU:HG3	2.38	0.53
4:X:185:LEU:HD23	4:X:306:TYR:OH	2.09	0.53
1:A:584:TYR:CD1	1:A:585:ALA:N	2.77	0.53
1:D:723:ARG:HH11	1:D:723:ARG:CG	2.20	0.53
1:J:553:MLY:HG3	4:V:44:MET:O	2.07	0.53
1:J:793:ARG:HG2	3:L:147:MET:HG2	1.89	0.53
1:D:508:ILE:HG23	1:D:766:PHE:CD1	2.44	0.53
1:G:661:MET:O	1:G:665:ARG:HG3	2.08	0.53

Continued on next page...

Continued from previous page...

Atom-1	Atom-2	Interatomic distance (Å)	Clash overlap (Å)
3:F:35:ARG:HA	3:F:39:GLN:O	2.07	0.53
2:B:121:LEU:CA	2:B:128:PHE:CG	2.89	0.53
1:G:732:ILE:H	1:G:733:PRO:HD2	1.74	0.53
1:J:721:LYS:C	1:J:736:GLN:OE1	2.46	0.53
1:D:553:MLY:O	4:7:48:GLY:CA	2.56	0.53
1:D:579:PHE:HE1	1:D:581:LEU:HD13	1.72	0.53
1:A:800:ARG:HH11	3:C:149:VAL:CA	2.21	0.53
1:A:135:TYR:HD2	1:A:191:ARG:HD3	1.73	0.53
1:J:109:ARG:O	1:J:114:MET:N	2.37	0.53
2:E:114:LYS:O	2:E:147:ASN:ND2	2.41	0.53
1:D:724:TYR:CA	1:D:782:MLY:HH21	2.38	0.53
1:G:818:TYR:CD1	2:H:127:ARG:CZ	2.79	0.53
1:J:765:VAL:HG12	1:J:766:PHE:N	2.22	0.53
1:G:730:SER:HB2	3:I:109:HIS:CE1	2.43	0.53
1:A:529:PRO:HB2	4:4:354:GLN:HA	1.91	0.53
1:J:295:MLY:CG	1:J:332:MET:HE1	2.39	0.53
1:A:295:MLY:HE2	1:A:332:MET:HE1	1.91	0.53
1:D:42:HIS:HB3	1:D:45:GLN:O	2.09	0.53
2:E:162:ASP:O	2:K:21:GLU:HB3	2.08	0.53
1:J:834:LEU:HD11	2:K:54:MET:HG3	1.90	0.53
1:J:32:PHE:CD1	1:J:83:PRO:HD3	2.43	0.53
1:D:584:TYR:CD1	1:D:585:ALA:N	2.77	0.53
4:V:185:LEU:HD23	4:V:306:TYR:OH	2.09	0.53
1:J:404:PRO:CG	1:J:417:GLU:HG3	2.38	0.53
1:D:404:PRO:CG	1:D:417:GLU:HG3	2.38	0.53
1:D:830:PRO:HD2	2:E:67:MET:HE2	1.90	0.53
1:J:642:LYS:CG	4:7:22:ALA:CA	2.80	0.53
1:G:728:ASN:ND2	3:I:109:HIS:O	2.41	0.53
1:G:553:MLY:O	4:8:48:GLY:CA	2.56	0.53
1:A:791:GLN:O	1:A:794:CYS:HB2	2.08	0.53
1:J:599:ASN:CG	1:J:649:VAL:H	2.12	0.53
1:D:510:TRP:CZ3	1:D:711:PHE:HE2	2.26	0.53
1:J:571:ALA:O	1:J:572:LYS:CB	2.56	0.53
1:J:661:MET:O	1:J:665:ARG:HG3	2.09	0.53
1:D:277:PHE:CG	1:D:278:GLN:N	2.76	0.53
1:G:251:ARG:HB2	1:G:264:ASP:HB2	1.91	0.53
1:D:135:TYR:CD2	1:D:191:ARG:HG2	2.44	0.53
1:G:32:PHE:CD1	1:G:83:PRO:HD3	2.44	0.53
1:J:584:TYR:CD1	1:J:585:ALA:N	2.77	0.53
4:4:185:LEU:HD23	4:4:306:TYR:OH	2.09	0.53
4:3:185:LEU:HD23	4:3:306:TYR:OH	2.09	0.53

Continued on next page...

Continued from previous page...

Atom-1	Atom-2	Interatomic distance (Å)	Clash overlap (Å)
1:G:817:GLN:HB3	2:H:127:ARG:NH1	2.17	0.53
2:K:121:LEU:CA	2:K:128:PHE:CG	2.89	0.53
1:J:218:LEU:N	1:J:221:GLN:HG2	2.24	0.53
1:A:42:HIS:HB3	1:A:45:GLN:O	2.09	0.53
1:G:277:PHE:CG	1:G:278:GLN:N	2.76	0.53
1:J:22:LYS:O	1:J:26:GLU:N	2.29	0.53
1:A:22:LYS:O	1:A:26:GLU:N	2.30	0.53
1:G:149:GLN:OE1	1:G:762:HIS:HB3	2.09	0.53
1:D:135:TYR:HD2	1:D:191:ARG:HD3	1.73	0.53
1:G:797:PHE:CE2	3:I:126:LEU:CD2	2.92	0.53
1:G:798:LEU:HD21	3:I:126:LEU:HG	1.90	0.53
1:D:793:ARG:NE	3:F:147:MET:HG2	2.23	0.53
2:H:114:LYS:O	2:H:147:ASN:ND2	2.41	0.53
2:K:114:LYS:O	2:K:147:ASN:ND2	2.41	0.53
1:A:217:THR:C	1:A:221:GLN:NE2	2.62	0.53
1:G:636:LYS:HB2	4:6:334:GLU:OE1	2.09	0.53
1:A:539:GLU:OE2	4:6:45:VAL:C	2.48	0.53
1:A:579:PHE:CD2	1:A:592:ILE:HD11	2.40	0.53
1:D:642:LYS:HG2	4:5:22:ALA:C	2.27	0.53
1:J:295:MLY:HE2	1:J:332:MET:HE1	1.91	0.53
1:A:739:ASP:CB	1:A:742:LYS:CB	2.81	0.53
3:L:53:PRO:HB2	3:L:55:LYS:HG3	1.91	0.53
1:D:661:MET:O	1:D:665:ARG:HG3	2.09	0.53
1:A:493:HIS:ND1	1:A:514:ASP:OD2	2.41	0.53
1:A:156:PHE:HD1	1:A:195:TYR:CD1	2.27	0.53
1:G:292:MET:CE	1:G:309:PRO:HA	2.39	0.53
1:D:32:PHE:CD1	1:D:83:PRO:HD3	2.43	0.53
1:J:404:PRO:HG3	1:J:417:GLU:HG3	1.91	0.53
2:E:114:LYS:N	2:E:146:GLY:O	2.40	0.53
1:D:796:GLY:CA	3:F:40:ASN:OD1	2.52	0.53
2:K:129:THR:O	2:K:133:ILE:HG13	2.09	0.53
1:G:218:LEU:N	1:G:221:GLN:HG2	2.24	0.53
1:J:529:PRO:HB2	4:7:354:GLN:HA	1.91	0.53
1:D:599:ASN:CG	1:D:649:VAL:H	2.12	0.53
1:A:502:GLU:OE1	1:A:763:THR:CA	2.57	0.53
1:G:295:MLY:HE2	1:G:332:MET:HE1	1.91	0.53
4:X:287:ILE:HG22	4:Z:204:ALA:HB3	1.91	0.53
3:I:53:PRO:HB2	3:I:55:LYS:HG3	1.91	0.53
1:J:612:GLN:HE22	1:J:627:GLY:HA2	1.66	0.53
3:F:92:ARG:HA	3:F:139:TYR:OH	2.08	0.53
1:J:251:ARG:HB2	1:J:264:ASP:HB2	1.91	0.53

Continued on next page...

Continued from previous page...

Atom-1	Atom-2	Interatomic distance (Å)	Clash overlap (Å)
4:5:185:LEU:HD23	4:5:306:TYR:OH	2.09	0.53
2:E:129:THR:O	2:E:133:ILE:HG13	2.09	0.53
1:A:732:ILE:H	1:A:733:PRO:HD2	1.74	0.53
1:D:834:LEU:HD13	2:E:51:PHE:CD1	2.39	0.53
1:G:721:LYS:C	1:G:736:GLN:OE1	2.46	0.53
1:G:534:SER:C	4:6:351:THR:CA	2.48	0.53
1:G:642:LYS:HG2	4:6:22:ALA:C	2.27	0.53
1:J:418:THR:CB	1:J:421:GLU:HG3	2.37	0.53
1:D:493:HIS:ND1	1:D:514:ASP:OD2	2.41	0.53
1:A:135:TYR:CD2	1:A:191:ARG:HG2	2.44	0.53
1:A:32:PHE:CD1	1:A:83:PRO:HD3	2.44	0.53
4:1:185:LEU:HD23	4:1:306:TYR:OH	2.09	0.53
4:Z:185:LEU:HD23	4:Z:306:TYR:OH	2.09	0.53
1:D:732:ILE:H	1:D:733:PRO:HD2	1.74	0.52
1:J:510:TRP:CD2	1:J:768:MLY:CH1	2.92	0.52
1:J:707:CYS:HG	1:J:714:ARG:HH12	1.45	0.52
1:G:579:PHE:CD2	1:G:592:ILE:HD11	2.39	0.52
1:D:218:LEU:N	1:D:221:GLN:HG2	2.24	0.52
1:J:197:ALA:O	1:J:201:ALA:HB2	2.09	0.52
1:D:642:LYS:CG	4:5:22:ALA:CA	2.80	0.52
1:A:599:ASN:CG	1:A:649:VAL:H	2.12	0.52
1:D:800:ARG:CG	3:F:149:VAL:HG22	2.37	0.52
4:V:287:ILE:HG22	4:X:204:ALA:HB3	1.91	0.52
1:A:661:MET:O	1:A:665:ARG:HG3	2.09	0.52
1:D:154:HIS:CE1	1:D:156:PHE:HD2	2.27	0.52
1:D:556:ASP:HB3	4:7:43:VAL:HG12	1.91	0.52
1:D:404:PRO:HG3	1:D:417:GLU:HG3	1.91	0.52
4:3:180:LEU:HD22	4:3:267:ILE:HD11	1.92	0.52
1:D:494:HIS:O	1:D:498:LEU:HB2	2.09	0.52
4:2:185:LEU:HD23	4:2:306:TYR:OH	2.09	0.52
1:G:634:GLY:N	4:6:25:ASP:O	2.31	0.52
1:D:791:GLN:O	1:D:794:CYS:HB2	2.08	0.52
1:D:538:GLU:HG3	4:5:352:PHE:CA	2.38	0.52
1:G:642:LYS:CG	4:6:22:ALA:HA	2.37	0.52
1:A:555:TYR:N	4:6:48:GLY:N	2.58	0.52
1:G:599:ASN:CG	1:G:649:VAL:H	2.12	0.52
4:7:287:ILE:HG22	4:V:204:ALA:HB3	1.91	0.52
4:1:285:CYS:O	4:1:290:ARG:NH1	2.43	0.52
4:0:287:ILE:HG22	4:2:204:ALA:HB3	1.91	0.52
4:2:288:ASP:CA	4:4:204:ALA:HB2	2.31	0.52
1:G:63:MLY:HG3	1:G:64:THR:H	1.75	0.52

Continued on next page...

Continued from previous page...

Atom-1	Atom-2	Interatomic distance (Å)	Clash overlap (Å)
1:G:404:PRO:HG3	1:G:417:GLU:HG3	1.91	0.52
4:8:185:LEU:HD23	4:8:306:TYR:OH	2.09	0.52
4:W:185:LEU:HD23	4:W:306:TYR:OH	2.09	0.52
4:6:185:LEU:HD23	4:6:306:TYR:OH	2.09	0.52
4:2:180:LEU:HD22	4:2:267:ILE:HD11	1.92	0.52
1:G:584:TYR:CD1	1:G:585:ALA:N	2.77	0.52
1:A:732:ILE:HG23	1:A:747:LEU:CD1	1.04	0.52
1:D:725:ARG:HG3	1:D:733:PRO:CA	2.36	0.52
2:K:114:LYS:HA	2:K:147:ASN:HD22	1.74	0.52
1:J:220:ASP:O	1:J:224:SER:N	2.27	0.52
1:J:84:MLY:HH11	1:J:720:PHE:N	2.24	0.52
1:J:732:ILE:HG23	1:J:747:LEU:CD1	1.05	0.52
1:D:636:LYS:HB2	4:5:334:GLU:OE1	2.09	0.52
1:G:84:MLY:CH1	1:G:720:PHE:N	2.72	0.52
1:J:797:PHE:CG	3:L:149:VAL:CG1	2.80	0.52
4:W:285:CYS:O	4:W:290:ARG:NH1	2.43	0.52
4:7:285:CYS:O	4:7:290:ARG:NH1	2.43	0.52
4:X:285:CYS:O	4:X:290:ARG:NH1	2.43	0.52
1:J:277:PHE:CG	1:J:278:GLN:N	2.76	0.52
1:A:277:PHE:CG	1:A:278:GLN:N	2.76	0.52
1:D:418:THR:CB	1:D:421:GLU:HG3	2.37	0.52
1:J:135:TYR:CD2	1:J:191:ARG:HG2	2.44	0.52
4:Y:285:CYS:O	4:Y:290:ARG:NH1	2.43	0.52
4:Z:285:CYS:O	4:Z:290:ARG:NH1	2.43	0.52
4:6:180:LEU:HD22	4:6:267:ILE:HD11	1.92	0.52
4:Y:185:LEU:HD23	4:Y:306:TYR:OH	2.09	0.52
1:J:642:LYS:CA	4:7:22:ALA:C	2.70	0.52
1:D:538:GLU:CG	4:5:351:THR:C	2.74	0.52
1:A:798:LEU:HD22	3:C:126:LEU:HD11	1.90	0.52
1:A:636:LYS:HB2	4:4:334:GLU:OE1	2.08	0.52
1:A:504:MLY:HB2	1:A:762:HIS:NE2	2.24	0.52
4:6:285:CYS:O	4:6:290:ARG:NH1	2.43	0.52
4:5:287:ILE:HG22	4:7:204:ALA:HB3	1.91	0.52
1:J:98:HIS:HB3	1:J:100:PRO:CD	2.25	0.52
1:D:128:PRO:O	1:D:129:TYR:HB2	2.09	0.52
1:J:156:PHE:HD1	1:J:195:TYR:CD1	2.27	0.52
4:7:185:LEU:HD23	4:7:306:TYR:OH	2.09	0.52
4:W:180:LEU:HD22	4:W:267:ILE:HD11	1.92	0.52
3:C:104:GLY:HA2	3:C:137:ILE:HD11	1.91	0.52
4:5:180:LEU:HD22	4:5:267:ILE:HD11	1.92	0.52
1:D:732:ILE:H	1:D:733:PRO:CD	2.23	0.52

Continued on next page...

Continued from previous page...

Atom-1	Atom-2	Interatomic distance (Å)	Clash overlap (Å)
2:K:112:ILE:C	2:K:147:ASN:O	2.42	0.52
1:G:217:THR:C	1:G:221:GLN:NE2	2.62	0.52
1:J:759:ALA:O	1:J:766:PHE:N	2.32	0.52
3:L:110:VAL:HG13	3:L:114:LEU:HD12	1.92	0.52
1:G:530:MET:HG2	4:6:354:GLN:HB2	0.57	0.52
1:J:795:ARG:HD3	3:L:35:ARG:NH2	1.91	0.52
1:J:795:ARG:CB	3:L:35:ARG:NH2	2.73	0.52
4:5:285:CYS:O	4:5:290:ARG:NH1	2.43	0.52
1:A:63:MLY:HG3	1:A:64:THR:H	1.75	0.52
1:A:556:ASP:HB3	4:6:43:VAL:HG12	1.91	0.52
1:A:109:ARG:HD3	1:A:117:THR:HB	1.92	0.52
4:V:180:LEU:HD22	4:V:267:ILE:HD11	1.92	0.52
4:Y:180:LEU:HD22	4:Y:267:ILE:HD11	1.92	0.52
3:L:104:GLY:HA2	3:L:137:ILE:HD11	1.92	0.52
1:G:510:TRP:CH2	1:G:768:MLY:HH11	2.39	0.52
1:A:732:ILE:H	1:A:733:PRO:CD	2.23	0.52
2:H:114:LYS:HA	2:H:147:ASN:HD22	1.75	0.52
1:G:732:ILE:HG23	1:G:747:LEU:CD1	1.04	0.52
1:A:795:ARG:HG2	3:C:118:MET:HE3	1.90	0.52
1:A:788:THR:CG2	3:C:42:THR:HG21	2.40	0.52
4:8:285:CYS:O	4:8:290:ARG:NH1	2.43	0.52
4:2:287:ILE:HG22	4:4:204:ALA:HB3	1.91	0.52
1:G:41:VAL:HG13	1:G:42:HIS:N	2.25	0.52
1:G:42:HIS:HB3	1:G:45:GLN:O	2.09	0.52
1:A:154:HIS:CE1	1:A:156:PHE:HD2	2.27	0.52
1:J:556:ASP:HB3	4:V:43:VAL:HG12	1.91	0.52
1:G:109:ARG:HD3	1:G:117:THR:HB	1.92	0.52
1:A:404:PRO:HG3	1:A:417:GLU:HG3	1.91	0.52
4:1:180:LEU:HD22	4:1:267:ILE:HD11	1.92	0.52
4:X:180:LEU:HD22	4:X:267:ILE:HD11	1.92	0.52
4:4:180:LEU:HD22	4:4:267:ILE:HD11	1.92	0.52
3:F:104:GLY:HA2	3:F:137:ILE:HD11	1.92	0.52
4:0:180:LEU:HD22	4:0:267:ILE:HD11	1.92	0.52
1:A:494:HIS:O	1:A:498:LEU:HB2	2.09	0.52
1:G:793:ARG:HH11	3:I:40:ASN:HD21	1.56	0.52
1:J:817:GLN:HG3	2:K:128:PHE:CZ	2.45	0.52
1:A:212:GLY:O	1:A:213:LYS:HB2	2.10	0.52
1:J:530:MET:HG2	4:7:354:GLN:HB2	0.57	0.52
1:D:538:GLU:HA	4:5:349:LEU:CB	2.40	0.52
1:G:529:PRO:HB2	4:6:354:GLN:HA	1.92	0.52
1:A:800:ARG:HB3	3:C:149:VAL:HG23	1.73	0.52

Continued on next page...

Continued from previous page...

Atom-1	Atom-2	Interatomic distance (Å)	Clash overlap (Å)
4:3:287:ILE:HG22	4:5:204:ALA:HB3	1.91	0.52
4:2:285:CYS:O	4:2:290:ARG:NH1	2.43	0.52
3:C:52:ASN:HB2	3:C:53:PRO:CD	2.28	0.52
3:C:53:PRO:HB2	3:C:55:LYS:HG3	1.91	0.52
1:G:40:VAL:HG13	1:G:41:VAL:O	2.10	0.52
1:D:41:VAL:HG13	1:D:42:HIS:N	2.25	0.52
1:J:42:HIS:HB3	1:J:45:GLN:O	2.09	0.52
1:J:41:VAL:HG13	1:J:42:HIS:N	2.25	0.52
3:C:92:ARG:HA	3:C:139:TYR:OH	2.09	0.52
1:G:128:PRO:O	1:G:129:TYR:HB2	2.09	0.52
1:G:154:HIS:CE1	1:G:156:PHE:HD2	2.26	0.52
1:D:156:PHE:HD1	1:D:195:TYR:CD1	2.28	0.52
1:G:135:TYR:CD2	1:G:191:ARG:HG2	2.44	0.52
4:0:185:LEU:HD23	4:0:306:TYR:OH	2.09	0.52
1:D:491:PHE:HD1	1:D:671:PHE:CE2	2.27	0.52
1:A:218:LEU:CD2	1:A:222:ILE:CG1	2.85	0.52
1:J:642:LYS:HG2	4:7:21:PHE:C	2.29	0.52
1:J:555:TYR:N	4:V:48:GLY:N	2.58	0.52
1:A:795:ARG:CD	3:C:43:ASN:OD1	2.58	0.52
1:A:798:LEU:HD11	3:C:126:LEU:HG	1.90	0.52
1:G:197:ALA:O	1:G:201:ALA:HB2	2.09	0.52
1:D:839:MLY:HH11	2:E:159:HIS:HB3	1.87	0.52
4:8:287:ILE:HG22	4:W:204:ALA:HB3	1.91	0.52
4:V:285:CYS:O	4:V:290:ARG:NH1	2.43	0.52
3:F:53:PRO:HB2	3:F:55:LYS:HG3	1.91	0.52
1:G:156:PHE:HD1	1:G:195:TYR:CD1	2.27	0.52
4:7:180:LEU:HD22	4:7:267:ILE:HD11	1.92	0.52
4:Z:180:LEU:HD22	4:Z:267:ILE:HD11	1.92	0.52
1:A:491:PHE:HD1	1:A:671:PHE:CE2	2.27	0.52
1:G:491:PHE:HD1	1:G:671:PHE:CE2	2.27	0.52
1:D:830:PRO:CD	2:E:67:MET:HE2	2.38	0.52
4:W:287:ILE:HG22	4:Y:204:ALA:HB3	1.91	0.52
4:0:285:CYS:O	4:0:290:ARG:NH1	2.43	0.52
1:J:128:PRO:O	1:J:129:TYR:HB2	2.09	0.52
1:J:154:HIS:CE1	1:J:156:PHE:HD2	2.26	0.52
1:D:63:MLY:HG3	1:D:64:THR:H	1.75	0.52
1:A:251:ARG:HB2	1:A:264:ASP:HB2	1.91	0.52
1:D:251:ARG:HB2	1:D:264:ASP:HB2	1.91	0.52
4:8:180:LEU:HD22	4:8:267:ILE:HD11	1.92	0.52
3:F:110:VAL:HG13	3:F:114:LEU:HD12	1.91	0.52
1:D:733:PRO:O	1:D:737:PHE:CE1	2.53	0.52

Continued on next page...

Continued from previous page...

Atom-1	Atom-2	Interatomic distance (Å)	Clash overlap (Å)
2:B:129:THR:O	2:B:133:ILE:HG13	2.09	0.52
1:J:510:TRP:CE2	1:J:768:MLY:HH13	2.45	0.52
1:J:642:LYS:HB2	4:7:24:ASP:O	1.89	0.52
1:J:636:LYS:HB2	4:7:334:GLU:OE1	2.09	0.52
1:J:553:MLY:CE	4:V:45:VAL:CA	2.49	0.52
1:J:90:ASP:OD2	1:J:764:MLY:HH21	2.08	0.52
1:A:797:PHE:CD1	3:C:149:VAL:HG12	2.20	0.52
1:D:642:LYS:HG2	4:5:21:PHE:C	2.30	0.52
1:A:40:VAL:HG13	1:A:41:VAL:O	2.10	0.52
1:D:41:VAL:HG21	1:D:76:GLN:HG3	1.92	0.52
1:G:556:ASP:HB3	4:8:43:VAL:HG12	1.92	0.52
1:G:481:ASN:ND2	1:G:481:ASN:N	2.51	0.52
1:J:232:PHE:CE1	1:J:287:ILE:HD13	2.44	0.52
1:D:195:TYR:CE2	1:D:199:ILE:CD1	2.93	0.52
1:A:292:MET:CE	1:A:309:PRO:HA	2.39	0.52
1:J:135:TYR:HD2	1:J:191:ARG:CD	2.23	0.52
1:J:491:PHE:HD1	1:J:671:PHE:CE2	2.27	0.52
1:D:109:ARG:HD3	1:D:117:THR:HB	1.92	0.52
3:L:100:GLY:O	3:L:138:ASN:HA	2.10	0.52
1:G:494:HIS:O	1:G:498:LEU:HB2	2.09	0.52
2:E:114:LYS:HA	2:E:147:ASN:HD22	1.74	0.51
1:A:725:ARG:O	1:A:729:ALA:HA	2.10	0.51
2:B:114:LYS:O	2:B:147:ASN:ND2	2.41	0.51
2:H:129:THR:O	2:H:133:ILE:HG13	2.09	0.51
1:G:221:GLN:HB2	1:G:449:LEU:HD11	1.92	0.51
1:J:221:GLN:HB2	1:J:449:LEU:HD11	1.92	0.51
1:J:539:GLU:OE2	4:V:45:VAL:C	2.47	0.51
3:I:110:VAL:HG13	3:I:114:LEU:HD12	1.91	0.51
1:D:410:ASN:CG	4:5:334:GLU:C	2.65	0.51
1:D:555:TYR:N	4:7:48:GLY:N	2.58	0.51
1:A:538:GLU:HA	4:4:349:LEU:CB	2.39	0.51
1:A:578:HIS:O	1:A:579:PHE:HB3	2.11	0.51
1:A:642:LYS:CG	4:4:22:ALA:HA	2.38	0.51
4:4:287:ILE:HG22	4:6:204:ALA:HB3	1.91	0.51
1:D:40:VAL:HG13	1:D:41:VAL:O	2.10	0.51
1:J:40:VAL:HG13	1:J:41:VAL:O	2.10	0.51
1:J:292:MET:CE	1:J:309:PRO:HA	2.40	0.51
1:A:135:TYR:HD2	1:A:191:ARG:CD	2.23	0.51
1:J:538:GLU:HA	4:7:349:LEU:CB	2.40	0.51
1:G:727:LEU:O	3:I:113:THR:CB	2.58	0.51
1:G:93:MET:CG	1:G:716:LEU:HD12	2.39	0.51

Continued on next page...

Continued from previous page...

Atom-1	Atom-2	Interatomic distance (Å)	Clash overlap (Å)
1:D:221:GLN:HB2	1:D:449:LEU:HD11	1.92	0.51
1:D:813:ILE:CB	2:E:127:ARG:NH1	2.73	0.51
1:J:63:MLY:HG3	1:J:64:THR:H	1.75	0.51
1:J:494:HIS:O	1:J:498:LEU:HB2	2.09	0.51
2:B:114:LYS:HA	2:B:147:ASN:HD22	1.74	0.51
1:A:408:VAL:CG1	4:4:332:PRO:HB3	2.40	0.51
1:A:530:MET:CE	4:4:354:GLN:HG3	2.35	0.51
1:A:530:MET:HG2	4:4:354:GLN:HB2	0.57	0.51
1:D:295:MLY:HE2	1:D:332:MET:HE1	1.91	0.51
1:A:501:GLU:C	1:A:762:HIS:CE1	2.84	0.51
1:A:97:LEU:CD2	1:A:712:PRO:CB	2.88	0.51
1:G:232:PHE:CE1	1:G:287:ILE:HD13	2.45	0.51
1:J:195:TYR:CE2	1:J:199:ILE:CD1	2.93	0.51
1:G:762:HIS:N	1:G:762:HIS:CD2	2.78	0.51
1:G:559:LEU:HD23	1:G:559:LEU:C	2.31	0.51
3:F:100:GLY:O	3:F:138:ASN:HA	2.11	0.51
1:J:818:TYR:CD1	2:K:127:ARG:NH1	2.78	0.51
1:A:221:GLN:HB2	1:A:449:LEU:HD11	1.92	0.51
1:J:640:LYS:CA	1:J:645:SER:OG	2.58	0.51
1:G:538:GLU:HA	4:6:349:LEU:CB	2.40	0.51
1:G:546:THR:CG2	1:G:548:THR:HB	2.41	0.51
1:A:546:THR:CG2	1:A:548:THR:HB	2.41	0.51
1:A:592:ILE:O	1:A:592:ILE:HG22	2.11	0.51
1:D:642:LYS:CA	4:5:22:ALA:C	2.71	0.51
4:3:285:CYS:O	4:3:290:ARG:NH1	2.43	0.51
4:1:287:ILE:HG22	4:3:204:ALA:HB3	1.91	0.51
1:A:232:PHE:CE1	1:A:287:ILE:HD13	2.45	0.51
1:J:248:MLY:N	1:J:463:ASP:O	2.44	0.51
1:D:248:MLY:N	1:D:463:ASP:O	2.44	0.51
1:J:212:GLY:O	1:J:213:LYS:HB2	2.11	0.51
1:J:578:HIS:O	1:J:579:PHE:HB3	2.11	0.51
1:D:538:GLU:CD	4:5:355:MET:HE3	2.29	0.51
1:G:411:GLU:H	4:6:333:PRO:CG	2.24	0.51
1:G:578:HIS:O	1:G:579:PHE:HB3	2.11	0.51
4:4:285:CYS:O	4:4:290:ARG:NH1	2.43	0.51
1:J:418:THR:O	1:J:422:VAL:HG23	2.11	0.51
1:G:418:THR:O	1:G:422:VAL:HG23	2.11	0.51
1:D:232:PHE:CE1	1:D:287:ILE:HD13	2.45	0.51
1:J:687:GLU:O	1:J:691:VAL:HG23	2.11	0.51
1:G:195:TYR:CE2	1:G:199:ILE:CD1	2.93	0.51
1:A:195:TYR:CE2	1:A:199:ILE:CD1	2.93	0.51

Continued on next page...

Continued from previous page...

Atom-1	Atom-2	Interatomic distance (Å)	Clash overlap (Å)
1:J:13:ALA:C	1:J:15:PRO:HD2	2.31	0.51
3:I:100:GLY:O	3:I:138:ASN:HA	2.11	0.51
3:I:104:GLY:HA2	3:I:137:ILE:HD11	1.92	0.51
2:E:112:ILE:HG23	2:E:147:ASN:HB3	1.93	0.51
1:A:814:PHE:CA	2:B:127:ARG:NH2	2.67	0.51
1:D:197:ALA:O	1:D:201:ALA:HB2	2.10	0.51
4:6:287:ILE:HG22	4:8:204:ALA:HB3	1.91	0.51
1:A:41:VAL:HG13	1:A:42:HIS:N	2.25	0.51
1:A:38:VAL:CG1	1:A:39:PHE:N	2.74	0.51
1:G:675:ILE:CG2	1:G:676:ILE:N	2.74	0.51
1:G:826:VAL:HG21	2:H:88:LEU:HD21	1.93	0.51
1:G:248:MLY:N	1:G:463:ASP:O	2.44	0.51
1:A:248:MLY:N	1:A:463:ASP:O	2.44	0.51
1:A:559:LEU:HD23	1:A:559:LEU:C	2.31	0.51
1:A:757:GLN:HG3	1:A:771:LEU:CD1	2.30	0.51
1:J:818:TYR:OH	2:K:127:ARG:NH2	2.35	0.51
2:K:114:LYS:N	2:K:146:GLY:O	2.40	0.51
1:J:592:ILE:HG22	1:J:592:ILE:O	2.10	0.51
1:J:90:ASP:CG	1:J:764:MLY:CH2	2.79	0.51
1:D:411:GLU:H	4:5:333:PRO:CG	2.24	0.51
1:J:202:SER:HB2	1:J:207:LYS:NZ	2.26	0.51
1:G:41:VAL:HG21	1:G:76:GLN:HG3	1.93	0.51
1:A:418:THR:O	1:A:422:VAL:HG23	2.11	0.51
1:D:237:THR:O	1:D:240:ASN:O	2.29	0.51
1:G:38:VAL:CG1	1:G:39:PHE:N	2.74	0.51
1:G:311:ASP:HB2	1:G:312:TYR:CE1	2.46	0.51
1:D:400:ALA:HB1	1:D:606:THR:HG22	1.92	0.51
1:G:725:ARG:O	1:G:729:ALA:HA	2.10	0.51
1:D:553:MLY:CE	4:7:45:VAL:CA	2.49	0.51
1:D:592:ILE:O	1:D:592:ILE:HG22	2.10	0.51
1:D:217:THR:C	1:D:221:GLN:NE2	2.62	0.51
1:A:631:GLU:C	4:4:25:ASP:HB2	2.31	0.51
1:J:742:LYS:O	1:J:745:GLU:HB2	2.10	0.51
1:J:41:VAL:HG21	1:J:76:GLN:HG3	1.93	0.51
1:G:13:ALA:C	1:G:15:PRO:HD2	2.31	0.51
1:D:13:ALA:C	1:D:15:PRO:HD2	2.31	0.51
1:D:135:TYR:HD2	1:D:191:ARG:CD	2.23	0.51
1:G:631:GLU:C	4:6:25:ASP:HB2	2.31	0.51
1:G:400:ALA:HB1	1:G:606:THR:HG22	1.93	0.51
1:A:400:ALA:HB1	1:A:606:THR:HG22	1.92	0.51
2:E:121:LEU:HA	2:E:128:PHE:CD2	2.46	0.51

Continued on next page...

Continued from previous page...

Atom-1	Atom-2	Interatomic distance (Å)	Clash overlap (Å)
1:D:530:MET:HG2	4:5:354:GLN:HB2	0.57	0.51
1:D:202:SER:HB2	1:D:207:LYS:NZ	2.26	0.51
1:J:649:VAL:HG23	1:J:649:VAL:HA	1.83	0.51
1:A:506:GLU:OE1	1:A:761:GLY:N	2.41	0.51
4:7:288:ASP:CA	4:V:204:ALA:HB2	2.31	0.51
1:D:815:CYS:O	2:E:90:GLY:CA	2.59	0.51
1:D:687:GLU:O	1:D:691:VAL:HG23	2.11	0.51
1:G:267:THR:HG21	1:G:438:PHE:HE2	1.76	0.51
3:C:110:VAL:HG13	3:C:114:LEU:HD12	1.92	0.51
1:D:725:ARG:O	1:D:729:ALA:HA	2.10	0.51
2:H:114:LYS:N	2:H:146:GLY:O	2.40	0.51
1:J:768:MLY:HH21	1:J:772:LEU:HD13	1.93	0.51
1:G:212:GLY:O	1:G:213:LYS:HB2	2.10	0.51
1:A:197:ALA:O	1:A:201:ALA:HB2	2.10	0.51
1:D:632:GLY:HA3	1:D:643:GLY:N	2.17	0.51
1:A:128:PRO:O	1:A:129:TYR:HB2	2.09	0.51
1:D:38:VAL:CG1	1:D:39:PHE:N	2.74	0.51
1:A:311:ASP:HB2	1:A:312:TYR:CE1	2.46	0.51
1:J:169:ASP:N	1:J:169:ASP:OD1	2.44	0.51
1:G:797:PHE:CD2	3:I:126:LEU:CD2	2.93	0.50
1:J:408:VAL:CG1	4:7:332:PRO:HB3	2.40	0.50
1:J:632:GLY:HA3	1:J:643:GLY:N	2.17	0.50
1:J:733:PRO:O	1:J:737:PHE:CE1	2.53	0.50
1:D:578:HIS:O	1:D:579:PHE:HB3	2.10	0.50
1:D:212:GLY:O	1:D:213:LYS:HB2	2.11	0.50
1:D:218:LEU:N	1:D:221:GLN:CG	2.74	0.50
1:A:640:LYS:CA	1:A:645:SER:OG	2.58	0.50
1:A:646:PHE:CE2	1:A:652:LEU:CD2	2.87	0.50
1:A:822:SER:HB3	2:B:88:LEU:CD2	2.41	0.50
1:A:556:ASP:CA	4:6:49:GLN:O	2.52	0.50
1:A:675:ILE:CG2	1:A:676:ILE:N	2.74	0.50
1:J:109:ARG:HD3	1:J:117:THR:HB	1.92	0.50
1:G:429:LEU:O	1:G:433:VAL:HG23	2.11	0.50
1:G:218:LEU:N	1:G:221:GLN:CG	2.74	0.50
1:J:218:LEU:N	1:J:221:GLN:CG	2.74	0.50
1:G:730:SER:CB	3:I:109:HIS:CE1	2.94	0.50
1:D:546:THR:CG2	1:D:548:THR:HB	2.41	0.50
1:D:631:GLU:C	4:5:25:ASP:HB2	2.31	0.50
1:A:41:VAL:HG21	1:A:76:GLN:HG3	1.92	0.50
1:D:818:TYR:CG	2:E:89:LYS:CB	2.93	0.50
1:D:818:TYR:HB3	2:E:90:GLY:N	2.26	0.50

Continued on next page...

Continued from previous page...

Atom-1	Atom-2	Interatomic distance (Å)	Clash overlap (Å)
1:A:687:GLU:O	1:A:691:VAL:HG23	2.11	0.50
1:J:237:THR:O	1:J:240:ASN:O	2.29	0.50
1:G:135:TYR:HD2	1:G:191:ARG:CD	2.23	0.50
1:D:559:LEU:C	1:D:559:LEU:HD23	2.31	0.50
1:D:723:ARG:C	1:D:782:MLY:NZ	2.65	0.50
1:J:823:PHE:HE1	2:K:156:VAL:O	1.88	0.50
1:J:411:GLU:H	4:7:333:PRO:CG	2.25	0.50
1:J:646:PHE:HE2	1:J:652:LEU:CG	2.25	0.50
1:J:725:ARG:O	1:J:729:ALA:HA	2.10	0.50
1:J:732:ILE:H	1:J:733:PRO:CD	2.23	0.50
1:G:555:TYR:N	4:8:48:GLY:N	2.59	0.50
1:G:202:SER:HB2	1:G:207:LYS:NZ	2.26	0.50
1:A:629:GLU:CB	1:A:645:SER:N	2.74	0.50
1:A:759:ALA:O	1:A:766:PHE:N	2.32	0.50
1:D:742:LYS:O	1:D:745:GLU:HB2	2.10	0.50
1:D:418:THR:O	1:D:422:VAL:HG23	2.11	0.50
1:G:237:THR:O	1:G:240:ASN:O	2.29	0.50
1:D:169:ASP:OD1	1:D:169:ASP:N	2.44	0.50
1:G:797:PHE:CE2	3:I:126:LEU:HD23	2.45	0.50
1:G:800:ARG:CZ	3:I:149:VAL:HG22	2.30	0.50
1:J:629:GLU:CB	1:J:645:SER:N	2.73	0.50
1:G:732:ILE:H	1:G:733:PRO:CD	2.23	0.50
1:J:733:PRO:CA	1:J:737:PHE:CE1	2.95	0.50
1:G:538:GLU:OE1	4:6:351:THR:HB	2.12	0.50
1:A:839:MLY:HD3	2:B:159:HIS:CB	2.40	0.50
1:A:817:GLN:CG	2:B:127:ARG:HG2	2.41	0.50
1:J:631:GLU:C	4:7:25:ASP:HB2	2.31	0.50
1:J:278:GLN:HG3	1:J:318:GLY:H	1.75	0.50
1:J:154:HIS:CD2	1:J:155:ILE:H	2.30	0.50
1:D:154:HIS:CD2	1:D:155:ILE:H	2.30	0.50
1:J:346:ASP:O	1:J:349:THR:HB	2.12	0.50
1:A:267:THR:HG21	1:A:438:PHE:HE2	1.76	0.50
1:A:13:ALA:C	1:A:15:PRO:HD2	2.31	0.50
1:J:311:ASP:HB2	1:J:312:TYR:CE1	2.46	0.50
1:A:169:ASP:OD1	1:A:169:ASP:N	2.44	0.50
1:G:733:PRO:O	1:G:737:PHE:CE1	2.53	0.50
1:D:646:PHE:HE2	1:D:652:LEU:CG	2.25	0.50
1:G:742:LYS:O	1:G:745:GLU:HB2	2.10	0.50
1:G:687:GLU:O	1:G:691:VAL:HG23	2.11	0.50
1:D:346:ASP:O	1:D:349:THR:HB	2.11	0.50
1:D:311:ASP:HB2	1:D:312:TYR:CE1	2.46	0.50

Continued on next page...

Continued from previous page...

Atom-1	Atom-2	Interatomic distance (Å)	Clash overlap (Å)
3:C:100:GLY:O	3:C:138:ASN:HA	2.11	0.50
1:D:429:LEU:O	1:D:433:VAL:HG23	2.11	0.50
1:A:732:ILE:O	1:A:736:GLN:HG3	2.12	0.50
1:D:732:ILE:HG23	1:D:747:LEU:HD12	0.94	0.50
2:K:112:ILE:HG23	2:K:147:ASN:HB3	1.93	0.50
1:J:538:GLU:CD	4:7:355:MET:HE3	2.30	0.50
1:G:715:VAL:O	1:G:764:MLY:HB3	2.12	0.50
1:G:592:ILE:O	1:G:592:ILE:HG22	2.10	0.50
1:G:640:LYS:CA	1:G:645:SER:OG	2.58	0.50
1:D:640:LYS:CA	1:D:645:SER:OG	2.58	0.50
1:J:792:ALA:CB	3:L:40:ASN:CB	2.52	0.50
1:A:715:VAL:O	1:A:764:MLY:HB3	2.12	0.50
1:D:507:GLY:O	1:D:761:GLY:C	2.49	0.50
1:G:149:GLN:OE1	1:G:762:HIS:CB	2.59	0.50
1:D:715:VAL:O	1:D:764:MLY:HB3	2.12	0.50
1:J:400:ALA:HB1	1:J:606:THR:HG22	1.93	0.50
1:D:795:ARG:HB3	3:F:35:ARG:HD3	1.91	0.50
1:D:798:LEU:HD11	3:F:126:LEU:CD2	2.19	0.50
1:A:218:LEU:N	1:A:221:GLN:CG	2.74	0.50
1:G:218:LEU:CD2	1:G:222:ILE:CG1	2.85	0.50
1:J:546:THR:CG2	1:J:548:THR:HB	2.41	0.50
1:G:646:PHE:CE2	1:G:652:LEU:CD2	2.87	0.50
1:D:629:GLU:CA	1:D:643:GLY:C	2.73	0.50
1:A:742:LYS:O	1:A:745:GLU:HB2	2.10	0.50
4:0:288:ASP:CA	4:2:204:ALA:HB2	2.31	0.50
1:D:278:GLN:HG3	1:D:318:GLY:H	1.75	0.50
1:J:839:MLY:HB2	1:J:840:PRO:HD3	1.94	0.50
1:G:291:ILE:HA	1:G:331:LEU:CD1	2.39	0.50
1:A:237:THR:O	1:A:240:ASN:O	2.29	0.50
1:A:601:ASP:N	1:A:602:PRO:CD	2.75	0.50
1:J:559:LEU:HD23	1:J:559:LEU:C	2.31	0.50
4:7:318:THR:HA	4:7:327:ILE:HG12	1.94	0.50
1:J:429:LEU:O	1:J:433:VAL:HG23	2.12	0.50
1:G:795:ARG:HH21	3:I:116:GLU:HB3	1.77	0.50
1:A:733:PRO:CA	1:A:737:PHE:CE1	2.95	0.50
1:A:769:ALA:N	1:A:771:LEU:CB	2.74	0.50
2:K:117:LEU:HG	2:K:147:ASN:HB3	1.93	0.50
1:G:733:PRO:CA	1:G:737:PHE:CE1	2.95	0.50
1:J:732:ILE:O	1:J:736:GLN:HG3	2.12	0.50
1:D:408:VAL:CG1	4:5:332:PRO:HB3	2.41	0.50
1:G:707:CYS:C	1:G:714:ARG:NH2	2.52	0.50

Continued on next page...

Continued from previous page...

Atom-1	Atom-2	Interatomic distance (Å)	Clash overlap (Å)
1:A:576:GLU:CG	1:A:577:ALA:N	2.43	0.50
1:A:202:SER:HB2	1:A:207:LYS:NZ	2.26	0.50
1:G:346:ASP:O	1:G:349:THR:HB	2.11	0.50
1:D:109:ARG:O	1:D:114:MET:N	2.37	0.50
1:D:471:ASP:HB3	1:D:573:GLY:O	2.12	0.50
1:A:471:ASP:HB3	1:A:573:GLY:O	2.12	0.50
4:4:70:PRO:HG3	4:4:81:ASP:HB3	1.94	0.50
1:D:733:PRO:CA	1:D:737:PHE:CE1	2.94	0.50
1:A:95:THR:HG1	1:A:769:ALA:HA	1.76	0.50
1:G:839:MLY:N	1:G:840:PRO:CD	2.75	0.50
1:J:217:THR:C	1:J:221:GLN:NE2	2.62	0.50
1:D:539:GLU:OE2	4:7:45:VAL:C	2.47	0.50
1:A:530:MET:HA	4:4:354:GLN:CD	2.11	0.50
1:A:553:MLY:HG3	4:6:44:MET:O	2.07	0.50
1:A:409:GLY:N	1:A:636:LYS:CD	2.70	0.50
1:A:547:ASP:O	1:A:550:PHE:HB3	2.12	0.50
1:J:38:VAL:CG1	1:J:39:PHE:N	2.74	0.50
4:8:318:THR:HA	4:8:327:ILE:HG12	1.94	0.50
1:G:471:ASP:HB3	1:G:573:GLY:O	2.12	0.50
2:E:140:PHE:HB3	2:E:144:VAL:HG12	1.94	0.49
2:H:137:TRP:CA	2:H:145:ALA:CB	2.82	0.49
1:J:642:LYS:CG	4:7:22:ALA:HA	2.37	0.49
1:J:642:LYS:HA	4:7:22:ALA:C	2.33	0.49
1:D:538:GLU:OE1	4:5:351:THR:HB	2.12	0.49
1:A:411:GLU:H	4:4:333:PRO:CG	2.24	0.49
1:A:505:MLY:HB2	1:A:761:GLY:CA	2.42	0.49
1:D:291:ILE:HA	1:D:331:LEU:CD1	2.39	0.49
1:J:251:ARG:O	1:J:263:ALA:HA	2.12	0.49
1:J:675:ILE:CG2	1:J:676:ILE:N	2.74	0.49
4:5:318:THR:HA	4:5:327:ILE:HG12	1.95	0.49
4:6:318:THR:HA	4:6:327:ILE:HG12	1.94	0.49
4:3:318:THR:HA	4:3:327:ILE:HG12	1.94	0.49
2:B:140:PHE:HB3	2:B:144:VAL:HG12	1.94	0.49
2:B:117:LEU:CG	2:B:147:ASN:OD1	2.52	0.49
1:D:769:ALA:C	1:D:770:GLY:C	2.69	0.49
1:J:538:GLU:OE1	4:7:351:THR:HB	2.12	0.49
1:G:632:GLY:HA3	1:G:643:GLY:N	2.17	0.49
1:A:818:TYR:HB2	2:B:89:LYS:C	2.31	0.49
2:E:162:ASP:HB2	2:K:20:ASP:HA	1.94	0.49
1:G:278:GLN:HG3	1:G:318:GLY:H	1.75	0.49
1:G:756:THR:O	1:G:758:TYR:N	2.45	0.49

Continued on next page...

Continued from previous page...

Atom-1	Atom-2	Interatomic distance (Å)	Clash overlap (Å)
1:A:756:THR:O	1:A:758:TYR:N	2.46	0.49
1:A:51:THR:C	1:A:62:VAL:HG13	2.32	0.49
1:J:192:VAL:O	1:J:195:TYR:HB3	2.12	0.49
4:Z:70:PRO:HG3	4:Z:81:ASP:HB3	1.94	0.49
1:G:169:ASP:OD1	1:G:169:ASP:N	2.44	0.49
4:W:318:THR:HA	4:W:327:ILE:HG12	1.94	0.49
1:G:757:GLN:CD	1:G:772:LEU:CG	2.75	0.49
1:D:725:ARG:NE	1:D:733:PRO:CB	1.95	0.49
1:D:732:ILE:O	1:D:736:GLN:HG3	2.12	0.49
2:B:112:ILE:HG23	2:B:147:ASN:HB3	1.93	0.49
2:H:112:ILE:HG23	2:H:147:ASN:HB3	1.93	0.49
1:J:756:THR:O	1:J:758:TYR:N	2.45	0.49
1:J:768:MLY:CE	1:J:772:LEU:CD2	2.90	0.49
1:G:751:GLY:H	3:I:114:LEU:CD1	2.25	0.49
1:G:543:PRO:CD	4:6:146:GLY:O	2.60	0.49
1:J:795:ARG:NE	3:L:35:ARG:HH12	2.10	0.49
1:D:817:GLN:CD	2:E:127:ARG:CZ	2.70	0.49
1:J:214:MET:HA	1:J:340:ILE:CD1	2.41	0.49
1:A:715:VAL:HG12	1:A:716:LEU:O	2.13	0.49
1:J:739:ASP:OD1	1:J:740:SER:N	2.45	0.49
1:D:192:VAL:O	1:D:195:TYR:HB3	2.13	0.49
1:A:154:HIS:CD2	1:A:155:ILE:H	2.30	0.49
4:X:253:GLU:HA	4:X:256:ARG:CG	2.42	0.49
1:D:251:ARG:O	1:D:263:ALA:HA	2.12	0.49
4:4:318:THR:HA	4:4:327:ILE:HG12	1.94	0.49
4:V:318:THR:HA	4:V:327:ILE:HG12	1.94	0.49
4:1:318:THR:HA	4:1:327:ILE:HG12	1.94	0.49
1:J:595:TRP:N	1:J:595:TRP:CD1	2.80	0.49
2:B:114:LYS:N	2:B:146:GLY:O	2.40	0.49
1:D:831:TRP:HZ3	2:E:50:THR:HG21	1.77	0.49
1:J:543:PRO:CD	4:7:146:GLY:O	2.61	0.49
1:J:715:VAL:O	1:J:764:MLY:HB3	2.12	0.49
1:G:84:MLY:HH11	1:G:715:VAL:HG12	1.76	0.49
1:A:786:ILE:HD13	3:C:90:GLY:HA2	1.93	0.49
1:A:839:MLY:HB2	1:A:840:PRO:HD3	1.94	0.49
1:A:278:GLN:HG3	1:A:318:GLY:H	1.75	0.49
1:J:128:PRO:O	1:J:683:PRO:HB3	2.12	0.49
1:A:291:ILE:HA	1:A:331:LEU:CD1	2.39	0.49
1:D:601:ASP:N	1:D:602:PRO:CD	2.75	0.49
1:J:601:ASP:N	1:J:602:PRO:CD	2.75	0.49
4:Y:318:THR:HA	4:Y:327:ILE:HG12	1.94	0.49

Continued on next page...

Continued from previous page...

Atom-1	Atom-2	Interatomic distance (Å)	Clash overlap (Å)
4:6:70:PRO:HG3	4:6:81:ASP:HB3	1.94	0.49
4:0:70:PRO:HG3	4:0:81:ASP:HB3	1.94	0.49
1:J:471:ASP:HB3	1:J:573:GLY:O	2.12	0.49
1:A:20:SER:HB3	1:A:23:GLU:OE1	2.13	0.49
4:2:70:PRO:HG3	4:2:81:ASP:HB3	1.94	0.49
2:E:93:PRO:O	2:E:97:ILE:HG13	2.13	0.49
1:D:543:PRO:CD	4:5:146:GLY:O	2.61	0.49
1:G:715:VAL:HG12	1:G:716:LEU:O	2.12	0.49
1:G:642:LYS:CB	4:6:24:ASP:O	2.60	0.49
1:G:530:MET:HA	4:6:354:GLN:CD	2.11	0.49
1:A:795:ARG:CD	3:C:35:ARG:CZ	2.76	0.49
1:A:543:PRO:CD	4:4:146:GLY:O	2.61	0.49
2:E:162:ASP:HB3	2:K:20:ASP:CB	2.37	0.49
1:J:310:TYR:CE2	1:J:320:ILE:CD1	2.94	0.49
1:J:291:ILE:HA	1:J:331:LEU:CD1	2.39	0.49
1:G:290:GLN:HG2	1:G:331:LEU:CA	2.43	0.49
1:J:237:THR:HG22	1:J:238:VAL:N	2.28	0.49
1:G:601:ASP:N	1:G:602:PRO:CD	2.75	0.49
1:D:715:VAL:HG12	1:D:716:LEU:O	2.12	0.49
2:H:93:PRO:O	2:H:97:ILE:HG13	2.12	0.49
4:0:124:PHE:CZ	4:0:132:MET:HG3	2.48	0.49
4:4:124:PHE:CZ	4:4:132:MET:HG3	2.48	0.49
4:8:124:PHE:CZ	4:8:132:MET:HG3	2.48	0.49
4:W:124:PHE:CZ	4:W:132:MET:HG3	2.48	0.49
4:2:318:THR:HA	4:2:327:ILE:HG12	1.94	0.49
1:J:97:LEU:HD13	1:J:97:LEU:N	2.28	0.49
2:E:117:LEU:HG	2:E:147:ASN:HB3	1.93	0.49
2:B:121:LEU:HA	2:B:128:PHE:CD2	2.46	0.49
2:K:114:LYS:HG3	2:K:137:TRP:CZ2	2.48	0.49
1:J:218:LEU:HA	1:J:221:GLN:HG3	1.71	0.49
1:J:544:LYS:HD2	4:7:147:ARG:CB	2.36	0.49
1:J:715:VAL:HG12	1:J:716:LEU:O	2.12	0.49
1:G:732:ILE:O	1:G:736:GLN:HG3	2.12	0.49
1:D:642:LYS:CG	4:5:22:ALA:HA	2.37	0.49
1:A:642:LYS:HG2	4:4:21:PHE:C	2.30	0.49
1:D:214:MET:HA	1:D:340:ILE:CD1	2.42	0.49
1:D:332:MET:O	1:D:336:SER:OG	2.27	0.49
1:D:739:ASP:OD1	1:D:740:SER:N	2.45	0.49
3:I:50:LEU:O	3:I:55:LYS:HB2	2.13	0.49
1:D:173:GLN:OE1	1:D:668:HIS:HB3	2.13	0.49
1:A:312:TYR:N	1:A:312:TYR:CD1	2.80	0.49

Continued on next page...

Continued from previous page...

Atom-1	Atom-2	Interatomic distance (Å)	Clash overlap (Å)
1:D:251:ARG:HB2	1:D:264:ASP:HB3	1.95	0.49
4:Z:124:PHE:CZ	4:Z:132:MET:HG3	2.48	0.49
4:6:124:PHE:CZ	4:6:132:MET:HG3	2.48	0.49
4:2:124:PHE:CZ	4:2:132:MET:HG3	2.48	0.49
4:X:318:THR:HA	4:X:327:ILE:HG12	1.94	0.49
2:E:114:LYS:HG3	2:E:137:TRP:CZ2	2.48	0.49
1:D:732:ILE:HG21	1:D:747:LEU:CD1	0.64	0.49
2:K:121:LEU:O	2:K:128:PHE:CG	2.61	0.49
1:D:538:GLU:HA	4:5:351:THR:H	1.77	0.49
1:G:642:LYS:HA	4:6:22:ALA:C	2.33	0.49
1:G:642:LYS:HG2	4:6:21:PHE:C	2.30	0.49
1:A:538:GLU:OE1	4:4:351:THR:HB	2.12	0.49
1:A:834:LEU:HD13	2:B:54:MET:HG3	1.86	0.49
1:A:739:ASP:OD1	1:A:740:SER:N	2.45	0.49
1:D:822:SER:OG	2:E:88:LEU:HA	2.13	0.49
1:D:507:GLY:HA2	1:D:762:HIS:CD2	2.47	0.49
1:A:173:GLN:OE1	1:A:668:HIS:HB3	2.13	0.49
1:D:128:PRO:O	1:D:683:PRO:HB3	2.12	0.49
1:D:290:GLN:HG2	1:D:331:LEU:CA	2.43	0.49
1:G:154:HIS:CD2	1:G:155:ILE:H	2.30	0.49
1:A:354:LEU:HA	1:A:354:LEU:HD12	1.56	0.49
4:8:198:TYR:CZ	4:8:248:ILE:HG13	2.48	0.49
4:W:198:TYR:CZ	4:W:248:ILE:HG13	2.48	0.49
4:0:253:GLU:HA	4:0:256:ARG:CG	2.42	0.49
1:J:20:SER:HB3	1:J:23:GLU:OE1	2.13	0.49
1:A:429:LEU:O	1:A:433:VAL:HG23	2.12	0.49
4:7:124:PHE:CZ	4:7:132:MET:HG3	2.48	0.49
4:8:70:PRO:HG3	4:8:81:ASP:HB3	1.94	0.49
1:G:768:MLY:HD3	1:G:772:LEU:HB2	1.94	0.49
2:E:128:PHE:O	2:E:133:ILE:HD11	2.13	0.49
1:D:793:ARG:HH21	3:F:147:MET:HB3	1.77	0.49
1:J:768:MLY:HH11	1:J:772:LEU:HD22	1.78	0.49
1:J:753:VAL:CA	1:J:780:ASP:OD2	2.54	0.49
1:D:642:LYS:HA	4:5:22:ALA:C	2.33	0.49
1:A:720:PHE:CD2	1:A:744:SER:HB3	2.48	0.49
1:D:756:THR:O	1:D:758:TYR:N	2.45	0.49
1:D:310:TYR:CE2	1:D:320:ILE:CD1	2.94	0.49
1:G:51:THR:C	1:G:62:VAL:HG13	2.32	0.49
1:D:64:THR:CG2	1:D:65:GLU:N	2.75	0.49
4:1:198:TYR:CZ	4:1:248:ILE:HG13	2.48	0.49
1:D:237:THR:HG22	1:D:238:VAL:N	2.28	0.49

Continued on next page...

Continued from previous page...

Atom-1	Atom-2	Interatomic distance (Å)	Clash overlap (Å)
1:D:292:MET:HE1	1:D:309:PRO:HD3	1.95	0.49
1:J:312:TYR:N	1:J:312:TYR:CD1	2.81	0.49
4:Z:318:THR:HA	4:Z:327:ILE:HG12	1.94	0.49
1:G:20:SER:HB3	1:G:23:GLU:OE1	2.12	0.49
4:Y:124:PHE:CZ	4:Y:132:MET:HG3	2.48	0.49
4:X:70:PRO:HG3	4:X:81:ASP:HB3	1.94	0.49
2:H:114:LYS:HG3	2:H:137:TRP:CZ2	2.48	0.49
1:D:831:TRP:CZ3	2:E:50:THR:CB	2.96	0.49
1:A:839:MLY:N	1:A:840:PRO:CD	2.75	0.49
1:A:97:LEU:N	1:A:97:LEU:HD13	2.28	0.49
3:L:50:LEU:O	3:L:55:LYS:HB2	2.13	0.49
1:G:41:VAL:CG1	1:G:42:HIS:N	2.75	0.49
1:J:173:GLN:OE1	1:J:668:HIS:HB3	2.13	0.49
1:A:103:LEU:HD12	1:A:103:LEU:C	2.33	0.49
1:J:51:THR:C	1:J:62:VAL:HG13	2.32	0.49
1:J:64:THR:CG2	1:J:65:GLU:N	2.75	0.49
1:D:51:THR:C	1:D:62:VAL:HG13	2.32	0.49
1:G:192:VAL:O	1:G:195:TYR:HB3	2.13	0.49
1:A:192:VAL:O	1:A:195:TYR:HB3	2.13	0.49
1:A:346:ASP:O	1:A:349:THR:HB	2.11	0.49
4:Y:198:TYR:CZ	4:Y:248:ILE:HG13	2.48	0.49
4:6:198:TYR:CZ	4:6:248:ILE:HG13	2.48	0.49
1:G:237:THR:HG22	1:G:238:VAL:N	2.28	0.49
1:A:251:ARG:O	1:A:263:ALA:HA	2.12	0.49
1:J:251:ARG:HB2	1:J:264:ASP:HB3	1.95	0.49
1:A:168:THR:HG22	1:A:169:ASP:OD1	2.12	0.49
4:0:318:THR:HA	4:0:327:ILE:HG12	1.94	0.49
4:1:213:LYS:O	4:1:217:CYS:HB2	2.13	0.49
4:X:124:PHE:CZ	4:X:132:MET:HG3	2.48	0.49
4:3:70:PRO:HG3	4:3:81:ASP:HB3	1.94	0.49
1:A:768:MLY:O	1:A:771:LEU:HB3	2.13	0.49
1:J:831:TRP:HH2	2:K:34:ILE:CG2	2.24	0.49
2:B:114:LYS:HG3	2:B:137:TRP:CZ2	2.48	0.49
1:D:831:TRP:CE2	2:E:47:LEU:CB	2.93	0.49
1:D:830:PRO:CB	2:E:67:MET:HE1	2.41	0.49
1:A:218:LEU:HD22	1:A:222:ILE:HG13	1.95	0.49
1:D:769:ALA:CB	1:D:770:GLY:N	2.75	0.49
1:J:720:PHE:CD2	1:J:744:SER:HB3	2.48	0.49
1:D:547:ASP:O	1:D:550:PHE:HB3	2.12	0.49
1:G:547:ASP:O	1:G:550:PHE:HB3	2.12	0.49
1:J:798:LEU:HD21	3:L:122:GLU:O	2.12	0.49

Continued on next page...

Continued from previous page...

Atom-1	Atom-2	Interatomic distance (Å)	Clash overlap (Å)
1:D:839:MLY:N	1:D:840:PRO:CD	2.75	0.49
3:C:50:LEU:O	3:C:55:LYS:HB2	2.13	0.49
3:F:50:LEU:O	3:F:55:LYS:HB2	2.13	0.49
1:A:128:PRO:O	1:A:683:PRO:HB3	2.12	0.49
1:G:95:THR:OG1	1:G:713:SER:CB	2.55	0.49
1:J:290:GLN:HG2	1:J:331:LEU:CA	2.43	0.49
4:5:70:PRO:HG3	4:5:81:ASP:HB3	1.94	0.49
4:5:124:PHE:CZ	4:5:132:MET:HG3	2.48	0.49
1:D:20:SER:HB3	1:D:23:GLU:OE1	2.13	0.49
1:J:405:ARG:HB2	1:J:414:THR:OG1	2.13	0.49
2:K:93:PRO:O	2:K:97:ILE:HG13	2.12	0.49
1:A:732:ILE:HG23	1:A:747:LEU:HD12	0.95	0.48
1:D:793:ARG:O	1:D:797:PHE:N	2.39	0.48
1:G:839:MLY:HB2	1:G:840:PRO:HD3	1.94	0.48
1:J:530:MET:HE3	4:7:354:GLN:CB	2.43	0.48
1:J:84:MLY:CH1	1:J:715:VAL:HG11	2.17	0.48
1:A:795:ARG:NE	3:C:43:ASN:OD1	2.10	0.48
1:A:813:ILE:HG22	2:B:127:ARG:HD2	1.25	0.48
1:D:839:MLY:HB2	1:D:840:PRO:HD3	1.94	0.48
1:A:93:MET:HE2	1:A:715:VAL:HA	1.94	0.48
1:G:739:ASP:OD1	1:G:740:SER:N	2.46	0.48
1:G:128:PRO:O	1:G:683:PRO:HB3	2.12	0.48
1:D:267:THR:HG21	1:D:438:PHE:HE2	1.76	0.48
4:3:198:TYR:CZ	4:3:248:ILE:HG13	2.48	0.48
1:G:134:VAL:C	1:G:136:ASN:H	2.16	0.48
1:G:248:MLY:HE2	1:G:250:ILE:HD11	1.95	0.48
1:D:168:THR:HG22	1:D:169:ASP:OD1	2.12	0.48
1:G:168:THR:HG22	1:G:169:ASP:OD1	2.12	0.48
4:1:70:PRO:HG3	4:1:81:ASP:HB3	1.94	0.48
4:1:124:PHE:CZ	4:1:132:MET:HG3	2.48	0.48
4:V:124:PHE:CZ	4:V:132:MET:HG3	2.48	0.48
4:3:124:PHE:CZ	4:3:132:MET:HG3	2.48	0.48
2:B:130:PRO:O	2:B:131:GLU:C	2.52	0.48
2:H:117:LEU:HG	2:H:147:ASN:HB3	1.93	0.48
1:G:836:PHE:CE2	2:H:160:GLY:HA3	2.47	0.48
1:J:817:GLN:CD	2:K:127:ARG:CD	2.58	0.48
2:K:128:PHE:O	2:K:133:ILE:HD11	2.13	0.48
1:A:530:MET:HE3	4:4:355:MET:SD	2.53	0.48
1:A:542:PHE:CD2	4:4:143:TYR:CD1	3.02	0.48
1:J:215:GLN:H	1:J:340:ILE:CD1	2.20	0.48
1:A:310:TYR:CE2	1:A:320:ILE:CD1	2.94	0.48

Continued on next page...

Continued from previous page...

Atom-1	Atom-2	Interatomic distance (Å)	Clash overlap (Å)
1:G:556:ASP:CA	4:8:49:GLN:O	2.51	0.48
1:A:290:GLN:HG2	1:A:331:LEU:CA	2.43	0.48
4:5:198:TYR:CZ	4:5:248:ILE:HG13	2.48	0.48
4:4:198:TYR:CZ	4:4:248:ILE:HG13	2.48	0.48
1:A:237:THR:HG22	1:A:238:VAL:N	2.28	0.48
4:7:70:PRO:HG3	4:7:81:ASP:HB3	1.94	0.48
4:W:70:PRO:HG3	4:W:81:ASP:HB3	1.94	0.48
1:G:405:ARG:HB2	1:G:414:THR:OG1	2.13	0.48
1:G:757:GLN:HE22	1:G:772:LEU:CD2	2.27	0.48
1:G:797:PHE:HB2	3:I:149:VAL:CG1	2.43	0.48
1:D:724:TYR:CZ	1:D:778:MET:CB	2.97	0.48
1:J:538:GLU:HA	4:7:351:THR:H	1.77	0.48
1:G:93:MET:CE	1:G:763:THR:O	2.60	0.48
1:G:530:MET:HE3	4:6:355:MET:SD	2.53	0.48
1:A:642:LYS:HA	4:4:22:ALA:C	2.34	0.48
1:J:739:ASP:CB	1:J:742:LYS:CB	2.81	0.48
1:J:839:MLY:N	1:J:840:PRO:CD	2.75	0.48
1:D:292:MET:CE	1:D:309:PRO:HA	2.39	0.48
1:J:87:MLY:HH12	1:J:87:MLY:HD3	1.61	0.48
1:J:404:PRO:HD2	1:J:415:MLY:O	2.13	0.48
1:D:404:PRO:HD2	1:D:415:MLY:O	2.13	0.48
2:B:93:PRO:O	2:B:97:ILE:HG13	2.13	0.48
1:D:724:TYR:CA	1:D:782:MLY:CH1	2.90	0.48
2:H:128:PHE:O	2:H:133:ILE:HD11	2.13	0.48
1:J:817:GLN:HG2	2:K:127:ARG:CD	2.42	0.48
2:K:130:PRO:O	2:K:131:GLU:C	2.52	0.48
1:J:410:ASN:HD22	4:7:336:LYS:HE2	1.78	0.48
1:J:547:ASP:O	1:J:550:PHE:HB3	2.12	0.48
1:J:732:ILE:HG21	1:J:747:LEU:CD1	0.63	0.48
1:G:759:ALA:O	1:G:766:PHE:N	2.32	0.48
1:A:499:GLU:OE1	1:A:499:GLU:HA	2.13	0.48
1:J:136:ASN:O	1:J:139:VAL:N	2.47	0.48
1:G:251:ARG:O	1:G:263:ALA:HA	2.12	0.48
1:J:168:THR:HG22	1:J:169:ASP:OD1	2.12	0.48
4:V:70:PRO:HG3	4:V:81:ASP:HB3	1.94	0.48
1:G:800:ARG:NH1	3:I:149:VAL:CG2	2.26	0.48
2:B:117:LEU:HG	2:B:147:ASN:HB3	1.93	0.48
1:D:530:MET:HE3	4:5:354:GLN:CG	2.32	0.48
1:G:720:PHE:CD2	1:G:744:SER:HB3	2.48	0.48
1:G:538:GLU:HA	4:6:351:THR:H	1.77	0.48
1:G:409:GLY:N	1:G:636:LYS:CD	2.71	0.48

Continued on next page...

Continued from previous page...

Atom-1	Atom-2	Interatomic distance (Å)	Clash overlap (Å)
1:G:173:GLN:OE1	1:G:668:HIS:HB3	2.13	0.48
1:D:544:LYS:HD2	4:5:147:ARG:CB	2.36	0.48
1:G:310:TYR:CE2	1:G:320:ILE:CD1	2.94	0.48
1:A:406:VAL:CG1	1:A:407:GLY:N	2.77	0.48
4:1:253:GLU:HA	4:1:256:ARG:CG	2.42	0.48
4:8:253:GLU:HA	4:8:256:ARG:CG	2.42	0.48
1:D:436:MLY:HE3	1:D:626:TYR:HE1	1.77	0.48
4:2:120:THR:HG21	4:2:370:VAL:HG11	1.95	0.48
1:G:723:ARG:HG3	1:G:723:ARG:HH11	1.78	0.48
1:G:617:MLY:O	1:G:620:ALA:HB3	2.14	0.48
4:8:213:LYS:O	4:8:217:CYS:HB2	2.13	0.48
1:J:289:TYR:OH	1:J:315:VAL:O	2.27	0.48
1:D:405:ARG:HB2	1:D:414:THR:OG1	2.13	0.48
2:B:128:PHE:O	2:B:133:ILE:HD11	2.13	0.48
2:B:112:ILE:CG2	2:B:147:ASN:O	2.62	0.48
1:D:642:LYS:CB	4:5:24:ASP:O	2.59	0.48
1:D:838:ILE:C	1:D:840:PRO:HD2	2.34	0.48
1:J:41:VAL:CG1	1:J:42:HIS:N	2.76	0.48
1:J:103:LEU:C	1:J:103:LEU:HD12	2.33	0.48
1:D:103:LEU:HD12	1:D:103:LEU:C	2.33	0.48
1:A:544:LYS:HD2	4:4:147:ARG:CB	2.36	0.48
1:G:64:THR:CG2	1:G:65:GLU:N	2.75	0.48
4:7:198:TYR:CZ	4:7:248:ILE:HG13	2.48	0.48
4:V:250:ILE:HG23	4:V:253:GLU:HG2	1.96	0.48
1:J:267:THR:HG21	1:J:438:PHE:HE2	1.76	0.48
4:2:198:TYR:CZ	4:2:248:ILE:HG13	2.48	0.48
4:6:120:THR:HG21	4:6:370:VAL:HG11	1.95	0.48
1:A:10:PHE:CD2	1:A:17:LEU:HD23	2.49	0.48
4:7:213:LYS:O	4:7:217:CYS:HB2	2.13	0.48
1:J:314:TYR:CZ	1:J:362:GLY:HA2	2.48	0.48
1:D:314:TYR:CZ	1:D:362:GLY:HA2	2.48	0.48
4:3:213:LYS:O	4:3:217:CYS:HB2	2.13	0.48
1:D:617:MLY:O	1:D:620:ALA:HB3	2.14	0.48
1:G:499:GLU:HA	1:G:499:GLU:OE1	2.13	0.48
1:J:707:CYS:CB	1:J:714:ARG:NH2	2.73	0.48
1:G:728:ASN:ND2	3:I:110:VAL:HA	2.18	0.48
1:D:550:PHE:CE2	1:D:592:ILE:CG2	2.97	0.48
1:A:506:GLU:OE2	1:A:760:PHE:HD2	1.97	0.48
1:G:739:ASP:CB	1:G:742:LYS:CB	2.81	0.48
1:G:103:LEU:HD12	1:G:103:LEU:C	2.33	0.48
1:D:689:GLU:O	1:D:689:GLU:HG2	2.14	0.48

Continued on next page...

Continued from previous page...

Atom-1	Atom-2	Interatomic distance (Å)	Clash overlap (Å)
1:A:64:THR:CG2	1:A:65:GLU:N	2.75	0.48
4:Y:253:GLU:HA	4:Y:256:ARG:CG	2.42	0.48
4:7:250:ILE:HG23	4:7:253:GLU:HG2	1.96	0.48
1:D:720:PHE:CD2	1:D:744:SER:HB3	2.48	0.48
1:J:10:PHE:CD2	1:J:17:LEU:HD23	2.49	0.48
1:D:106:LEU:HD12	1:D:117:THR:HG21	1.96	0.48
1:A:405:ARG:HB2	1:A:414:THR:OG1	2.13	0.48
4:V:213:LYS:O	4:V:217:CYS:HB2	2.13	0.48
1:J:617:MLY:O	1:J:620:ALA:HB3	2.14	0.48
1:D:790:THR:HA	3:F:87:PHE:CZ	2.47	0.48
2:K:137:TRP:CA	2:K:145:ALA:CB	2.82	0.48
1:J:664:LEU:HD12	1:J:664:LEU:HA	1.52	0.48
4:X:250:ILE:HG23	4:X:253:GLU:HG2	1.96	0.48
4:0:198:TYR:CZ	4:0:248:ILE:HG13	2.48	0.48
4:Z:198:TYR:CZ	4:Z:248:ILE:HG13	2.48	0.48
1:G:312:TYR:N	1:G:312:TYR:CD1	2.81	0.48
1:J:723:ARG:HH11	1:J:723:ARG:HG3	1.78	0.48
1:G:10:PHE:CD2	1:G:17:LEU:HD23	2.49	0.48
4:6:213:LYS:O	4:6:217:CYS:HB2	2.13	0.48
4:Y:70:PRO:HG3	4:Y:81:ASP:HB3	1.94	0.48
1:D:723:ARG:HG3	1:D:723:ARG:HH11	1.79	0.48
2:H:130:PRO:O	2:H:131:GLU:C	2.52	0.48
2:H:140:PHE:HB3	2:H:144:VAL:HG12	1.95	0.48
1:G:823:PHE:CZ	2:H:156:VAL:HG12	2.48	0.48
1:J:768:MLY:HE2	1:J:772:LEU:HD23	1.95	0.48
1:G:838:ILE:C	1:G:840:PRO:HD2	2.34	0.48
1:G:635:GLY:HA3	4:6:334:GLU:CG	2.30	0.48
1:A:765:VAL:CG1	1:A:766:PHE:N	2.77	0.48
4:W:288:ASP:CA	4:Y:204:ALA:HB2	2.31	0.48
1:D:806:MET:SD	3:F:17:PHE:HE2	2.37	0.48
1:D:818:TYR:CD2	2:E:89:LYS:O	2.63	0.48
4:V:198:TYR:CZ	4:V:248:ILE:HG13	2.48	0.48
4:X:198:TYR:CZ	4:X:248:ILE:HG13	2.48	0.48
4:6:250:ILE:HG23	4:6:253:GLU:HG2	1.96	0.48
4:0:250:ILE:HG23	4:0:253:GLU:HG2	1.96	0.48
4:Z:250:ILE:HG23	4:Z:253:GLU:HG2	1.96	0.48
4:2:250:ILE:HG23	4:2:253:GLU:HG2	1.96	0.48
4:4:120:THR:HG21	4:4:370:VAL:HG11	1.95	0.48
4:1:120:THR:HG21	4:1:370:VAL:HG11	1.95	0.48
4:Y:213:LYS:O	4:Y:217:CYS:HB2	2.13	0.48
1:G:97:LEU:N	1:G:97:LEU:HD13	2.28	0.48

Continued on next page...

Continued from previous page...

Atom-1	Atom-2	Interatomic distance (Å)	Clash overlap (Å)
1:D:792:ALA:HB2	3:F:40:ASN:O	2.10	0.48
2:K:121:LEU:HA	2:K:128:PHE:CD2	2.46	0.48
1:D:830:PRO:HG2	2:E:67:MET:HE3	0.48	0.48
1:J:757:GLN:OE1	1:J:773:GLY:HA2	2.14	0.48
1:D:578:HIS:HB3	1:D:592:ILE:CD1	2.38	0.48
1:A:410:ASN:HD22	4:4:336:LYS:HE2	1.78	0.48
1:A:546:THR:CG2	1:A:547:ASP:N	2.77	0.48
1:A:550:PHE:CE2	1:A:592:ILE:CG2	2.97	0.48
1:A:689:GLU:O	1:A:689:GLU:HG2	2.14	0.48
1:A:664:LEU:HD12	1:A:664:LEU:HA	1.53	0.48
4:5:250:ILE:HG23	4:5:253:GLU:HG2	1.96	0.48
4:1:250:ILE:HG23	4:1:253:GLU:HG2	1.96	0.48
4:V:253:GLU:HA	4:V:256:ARG:CG	2.42	0.48
4:4:250:ILE:HG23	4:4:253:GLU:HG2	1.96	0.48
1:D:312:TYR:CD1	1:D:312:TYR:N	2.81	0.48
1:J:134:VAL:C	1:J:136:ASN:H	2.16	0.48
4:0:120:THR:HG21	4:0:370:VAL:HG11	1.95	0.48
4:8:120:THR:HG21	4:8:370:VAL:HG11	1.95	0.48
1:A:723:ARG:HH11	1:A:723:ARG:HG3	1.78	0.48
1:A:248:MLY:HE2	1:A:250:ILE:HD11	1.95	0.48
1:A:617:MLY:O	1:A:620:ALA:HB3	2.14	0.48
2:E:137:TRP:CA	2:E:145:ALA:CB	2.82	0.47
2:H:121:LEU:O	2:H:128:PHE:CG	2.61	0.47
2:K:112:ILE:CG2	2:K:147:ASN:O	2.62	0.47
1:J:768:MLY:CE	1:J:772:LEU:HD23	2.44	0.47
1:J:542:PHE:CD2	4:7:143:TYR:CD1	3.02	0.47
1:J:636:LYS:O	4:7:144:ALA:HB1	2.14	0.47
1:J:550:PHE:CE2	1:J:592:ILE:CG2	2.97	0.47
1:J:84:MLY:HH12	1:J:715:VAL:HG12	1.84	0.47
1:D:542:PHE:CD2	4:5:143:TYR:CD1	3.02	0.47
1:D:546:THR:CG2	1:D:547:ASP:N	2.77	0.47
1:D:568:PRO:HD3	1:D:579:PHE:HA	1.96	0.47
1:G:707:CYS:CB	1:G:714:ARG:NH1	2.45	0.47
1:G:530:MET:CE	4:6:354:GLN:HG3	2.34	0.47
1:A:640:LYS:HD2	1:A:646:PHE:O	2.14	0.47
2:E:160:GLY:O	2:E:161:GLU:HG2	2.14	0.47
1:G:544:LYS:HD2	4:6:147:ARG:CB	2.36	0.47
4:Y:250:ILE:HG23	4:Y:253:GLU:HG2	1.96	0.47
4:8:250:ILE:HG23	4:8:253:GLU:HG2	1.96	0.47
4:W:250:ILE:HG23	4:W:253:GLU:HG2	1.96	0.47
4:3:250:ILE:HG23	4:3:253:GLU:HG2	1.96	0.47

Continued on next page...

Continued from previous page...

Atom-1	Atom-2	Interatomic distance (Å)	Clash overlap (Å)
4:3:120:THR:HG21	4:3:370:VAL:HG11	1.95	0.47
1:A:602:PRO:O	1:A:603:LEU:HD12	2.14	0.47
1:D:10:PHE:CD2	1:D:17:LEU:HD23	2.49	0.47
4:W:213:LYS:O	4:W:217:CYS:HB2	2.13	0.47
1:G:795:ARG:HB2	3:I:35:ARG:CZ	2.44	0.47
2:E:144:VAL:HG12	2:E:153:ILE:HD13	1.92	0.47
1:A:218:LEU:HA	1:A:221:GLN:H	1.79	0.47
1:J:218:LEU:CD2	1:J:222:ILE:CG1	2.86	0.47
1:J:765:VAL:CG1	1:J:766:PHE:N	2.77	0.47
1:G:410:ASN:HD22	4:6:336:LYS:HE2	1.79	0.47
1:G:550:PHE:CE2	1:G:592:ILE:CG2	2.97	0.47
1:G:629:GLU:CA	1:G:643:GLY:C	2.73	0.47
1:G:640:LYS:HD2	1:G:646:PHE:O	2.14	0.47
1:A:783:LEU:HA	1:A:786:ILE:HB	1.96	0.47
2:B:160:GLY:O	2:B:161:GLU:HG2	2.14	0.47
1:A:501:GLU:CA	1:A:762:HIS:CE1	2.97	0.47
4:X:287:ILE:CB	4:Z:204:ALA:H	2.13	0.47
1:G:701:LEU:HD12	1:G:701:LEU:HA	1.55	0.47
1:D:154:HIS:CE1	1:D:156:PHE:CE2	3.02	0.47
4:5:120:THR:HG21	4:5:370:VAL:HG11	1.95	0.47
4:Y:120:THR:HG21	4:Y:370:VAL:HG11	1.95	0.47
4:Z:120:THR:HG21	4:Z:370:VAL:HG11	1.95	0.47
1:D:602:PRO:O	1:D:603:LEU:HD12	2.14	0.47
1:G:826:VAL:HG21	2:H:88:LEU:CD2	2.43	0.47
4:X:213:LYS:O	4:X:217:CYS:HB2	2.13	0.47
1:G:564:ASN:HD22	1:G:582:VAL:HB	1.79	0.47
1:D:97:LEU:N	1:D:97:LEU:HD13	2.28	0.47
1:G:793:ARG:O	1:G:797:PHE:N	2.39	0.47
1:J:546:THR:CG2	1:J:547:ASP:N	2.77	0.47
1:G:546:THR:CG2	1:G:547:ASP:N	2.77	0.47
1:A:538:GLU:HA	4:4:351:THR:H	1.78	0.47
1:G:314:TYR:CZ	1:G:362:GLY:HA2	2.48	0.47
4:Z:213:LYS:O	4:Z:217:CYS:HB2	2.13	0.47
4:0:213:LYS:O	4:0:217:CYS:HB2	2.13	0.47
1:J:564:ASN:HD22	1:J:582:VAL:HB	1.79	0.47
1:A:314:TYR:CZ	1:A:362:GLY:HA2	2.48	0.47
1:G:798:LEU:CD1	3:I:126:LEU:HD23	2.12	0.47
2:H:160:GLY:O	2:H:161:GLU:HG2	2.15	0.47
2:K:140:PHE:HB3	2:K:144:VAL:HG12	1.94	0.47
1:D:834:LEU:CD2	2:E:50:THR:HG22	2.44	0.47
1:G:725:ARG:CG	1:G:733:PRO:HA	2.43	0.47

Continued on next page...

Continued from previous page...

Atom-1	Atom-2	Interatomic distance (Å)	Clash overlap (Å)
1:D:410:ASN:HD22	4:5:336:LYS:HE2	1.78	0.47
1:G:93:MET:CE	1:G:764:MLY:CG	2.88	0.47
1:G:408:VAL:HG22	1:G:636:LYS:HG2	1.51	0.47
1:J:786:ILE:CD1	3:L:86:ASP:HB3	2.45	0.47
1:J:214:MET:C	1:J:340:ILE:CD1	2.82	0.47
1:D:765:VAL:CG1	1:D:766:PHE:N	2.77	0.47
3:L:53:PRO:O	3:L:55:LYS:HG3	2.15	0.47
1:G:154:HIS:CE1	1:G:156:PHE:CE2	3.02	0.47
1:J:436:MLY:HE3	1:J:626:TYR:HE1	1.77	0.47
1:G:22:LYS:O	1:G:26:GLU:N	2.29	0.47
1:D:188:ASN:ND2	1:D:674:CYS:SG	2.88	0.47
4:V:162:ASN:OD1	4:V:277:THR:HG22	2.15	0.47
1:D:564:ASN:HD22	1:D:582:VAL:HB	1.79	0.47
1:A:122:PHE:CE2	1:A:700:VAL:HA	2.49	0.47
1:A:595:TRP:CD1	1:A:595:TRP:N	2.80	0.47
4:5:213:LYS:O	4:5:217:CYS:HB2	2.13	0.47
2:B:139:ALA:C	2:B:141:PRO:HD3	2.33	0.47
2:H:112:ILE:CG2	2:H:147:ASN:O	2.62	0.47
1:J:629:GLU:CA	1:J:643:GLY:C	2.73	0.47
1:D:636:LYS:O	4:5:144:ALA:HB1	2.14	0.47
1:A:838:ILE:C	1:A:840:PRO:HD2	2.35	0.47
1:G:819:ASN:CB	2:H:92:ASP:HB2	2.41	0.47
1:A:646:PHE:HE2	1:A:652:LEU:CG	2.24	0.47
1:G:295:MLY:HG3	1:G:332:MET:HE2	1.94	0.47
4:5:288:ASP:CA	4:7:204:ALA:HB2	2.31	0.47
1:A:176:LEU:CD1	1:A:176:LEU:N	2.74	0.47
1:G:664:LEU:HD12	1:G:664:LEU:HA	1.53	0.47
1:A:154:HIS:CE1	1:A:156:PHE:CE2	3.02	0.47
1:A:136:ASN:O	1:A:139:VAL:N	2.47	0.47
1:G:602:PRO:O	1:G:603:LEU:HD12	2.14	0.47
1:G:106:LEU:HD12	1:G:117:THR:HG21	1.96	0.47
1:A:404:PRO:HD2	1:A:415:MLY:O	2.13	0.47
4:8:162:ASN:OD1	4:8:277:THR:HG22	2.15	0.47
4:3:162:ASN:OD1	4:3:277:THR:HG22	2.15	0.47
4:7:162:ASN:OD1	4:7:277:THR:HG22	2.15	0.47
4:2:213:LYS:O	4:2:217:CYS:HB2	2.13	0.47
2:E:130:PRO:O	2:E:131:GLU:C	2.52	0.47
1:G:542:PHE:CD2	4:6:143:TYR:CD1	3.03	0.47
1:D:640:LYS:HD2	1:D:646:PHE:O	2.15	0.47
1:A:214:MET:C	1:A:340:ILE:CD1	2.82	0.47
1:J:689:GLU:O	1:J:689:GLU:HG2	2.14	0.47

Continued on next page...

Continued from previous page...

Atom-1	Atom-2	Interatomic distance (Å)	Clash overlap (Å)
1:J:838:ILE:C	1:J:840:PRO:HD2	2.35	0.47
1:J:406:VAL:CG1	1:J:407:GLY:N	2.77	0.47
1:G:292:MET:HE1	1:G:309:PRO:HD3	1.97	0.47
4:7:120:THR:HG21	4:7:370:VAL:HG11	1.95	0.47
4:W:120:THR:HG21	4:W:370:VAL:HG11	1.95	0.47
1:D:715:VAL:HG11	1:D:720:PHE:CD1	2.50	0.47
4:X:162:ASN:OD1	4:X:277:THR:HG22	2.15	0.47
1:G:122:PHE:CE2	1:G:700:VAL:HA	2.50	0.47
4:Y:162:ASN:OD1	4:Y:277:THR:HG22	2.15	0.47
4:Z:162:ASN:OD1	4:Z:277:THR:HG22	2.15	0.47
4:4:213:LYS:O	4:4:217:CYS:HB2	2.13	0.47
1:J:188:ASN:ND2	1:J:674:CYS:SG	2.88	0.47
1:D:499:GLU:OE1	1:D:499:GLU:HA	2.13	0.47
2:E:139:ALA:C	2:E:141:PRO:HD3	2.33	0.47
1:D:724:TYR:HD1	1:D:727:LEU:CD1	2.27	0.47
1:A:732:ILE:CG2	1:A:747:LEU:CD1	0.65	0.47
1:D:783:LEU:HA	1:D:786:ILE:HB	1.97	0.47
2:H:121:LEU:HA	2:H:128:PHE:CD2	2.47	0.47
2:K:139:ALA:C	2:K:141:PRO:HD3	2.33	0.47
2:K:137:TRP:CZ3	2:K:145:ALA:N	2.81	0.47
1:J:510:TRP:CD2	1:J:768:MLY:HH13	2.50	0.47
1:J:524:GLU:HB3	1:J:528:MLY:HG2	1.97	0.47
1:J:568:PRO:HD3	1:J:579:PHE:HA	1.96	0.47
1:J:749:GLY:O	3:L:114:LEU:HD22	2.12	0.47
1:D:524:GLU:HB3	1:D:528:MLY:HG2	1.97	0.47
1:G:84:MLY:NZ	1:G:719:ASP:O	2.18	0.47
1:G:84:MLY:HH11	1:G:719:ASP:C	2.33	0.47
1:G:765:VAL:CG1	1:G:766:PHE:N	2.77	0.47
1:G:406:VAL:CG1	1:G:407:GLY:N	2.77	0.47
1:D:642:LYS:HB2	4:5:24:ASP:O	1.88	0.47
1:D:214:MET:C	1:D:340:ILE:CD1	2.82	0.47
1:A:505:MLY:HB2	1:A:761:GLY:HA2	1.96	0.47
1:G:214:MET:HA	1:G:340:ILE:CD1	2.41	0.47
1:G:215:GLN:H	1:G:340:ILE:CD1	2.20	0.47
3:F:53:PRO:O	3:F:55:LYS:HG3	2.14	0.47
1:G:689:GLU:HG2	1:G:689:GLU:O	2.14	0.47
1:G:695:LEU:HB3	1:G:701:LEU:HD22	1.97	0.47
1:G:418:THR:CB	1:G:421:GLU:HG3	2.37	0.47
1:J:406:VAL:CG1	1:J:407:GLY:H	2.28	0.47
1:J:154:HIS:CE1	1:J:156:PHE:CE2	3.02	0.47
4:6:253:GLU:HA	4:6:256:ARG:CG	2.42	0.47

Continued on next page...

Continued from previous page...

Atom-1	Atom-2	Interatomic distance (Å)	Clash overlap (Å)
1:D:311:ASP:CB	1:D:312:TYR:CE1	2.98	0.47
1:J:519:LEU:CD1	1:J:519:LEU:N	2.77	0.47
4:X:120:THR:HG21	4:X:370:VAL:HG11	1.95	0.47
1:D:675:ILE:CG2	1:D:676:ILE:N	2.74	0.47
1:J:602:PRO:O	1:J:603:LEU:HD12	2.14	0.47
1:D:248:MLY:HE2	1:D:250:ILE:HD11	1.96	0.47
1:A:400:ALA:HB1	1:A:606:THR:CG2	2.45	0.47
4:5:162:ASN:OD1	4:5:277:THR:HG22	2.15	0.47
1:J:554:LEU:HA	1:J:554:LEU:HD12	1.77	0.47
4:0:162:ASN:OD1	4:0:277:THR:HG22	2.15	0.47
1:G:595:TRP:N	1:G:595:TRP:CD1	2.80	0.47
1:D:732:ILE:CG2	1:D:747:LEU:CD1	0.65	0.47
1:J:725:ARG:NE	1:J:733:PRO:CB	1.95	0.47
1:G:543:PRO:HD2	4:6:146:GLY:O	2.15	0.47
1:A:538:GLU:OE1	4:4:355:MET:HE3	2.15	0.47
1:D:629:GLU:CB	1:D:645:SER:N	2.74	0.47
1:J:496:PHE:CE2	1:J:514:ASP:HA	2.50	0.47
1:D:496:PHE:CE2	1:D:514:ASP:HA	2.50	0.47
1:A:406:VAL:CG1	1:A:407:GLY:H	2.28	0.47
4:3:253:GLU:HA	4:3:256:ARG:CG	2.42	0.47
1:G:251:ARG:HB2	1:G:264:ASP:HB3	1.95	0.47
1:G:404:PRO:HD2	1:G:415:MLY:O	2.13	0.47
1:D:400:ALA:HB1	1:D:606:THR:CG2	2.45	0.47
1:A:564:ASN:HD22	1:A:582:VAL:HB	1.79	0.47
1:J:499:GLU:OE1	1:J:499:GLU:HA	2.13	0.47
1:G:793:ARG:HB2	3:I:40:ASN:ND2	2.30	0.47
2:E:112:ILE:CG2	2:E:147:ASN:O	2.62	0.47
1:A:732:ILE:HG21	1:A:747:LEU:CD1	0.64	0.47
1:A:768:MLY:CA	1:A:771:LEU:HB2	2.43	0.47
1:G:831:TRP:CZ2	2:H:67:MET:CB	2.98	0.47
1:J:578:HIS:HB3	1:J:592:ILE:CD1	2.38	0.47
1:J:84:MLY:HG2	1:J:719:ASP:OD2	2.14	0.47
1:D:406:VAL:CG1	1:D:407:GLY:N	2.77	0.47
1:D:543:PRO:HD2	4:5:146:GLY:O	2.15	0.47
1:G:538:GLU:CD	4:6:355:MET:HE1	2.25	0.47
1:G:406:VAL:CG1	1:G:407:GLY:H	2.28	0.47
1:A:839:MLY:NZ	2:B:159:HIS:CB	2.62	0.47
1:G:202:SER:HA	1:G:207:LYS:NZ	2.22	0.47
1:D:809:ARG:NH1	2:E:124:GLY:C	2.68	0.47
1:D:695:LEU:HB3	1:D:701:LEU:HD22	1.97	0.47
1:J:311:ASP:CB	1:J:312:TYR:CE1	2.98	0.47

Continued on next page...

Continued from previous page...

Atom-1	Atom-2	Interatomic distance (Å)	Clash overlap (Å)
1:A:524:GLU:HB3	1:A:528:MLY:HG2	1.96	0.47
1:J:400:ALA:HB1	1:J:606:THR:CG2	2.45	0.47
4:2:162:ASN:OD1	4:2:277:THR:HG22	2.15	0.47
1:J:640:LYS:HD2	1:J:646:PHE:O	2.15	0.47
1:D:221:GLN:H	1:D:221:GLN:HG2	1.47	0.47
1:A:636:LYS:O	4:4:144:ALA:HB1	2.15	0.47
1:A:202:SER:HA	1:A:207:LYS:NZ	2.22	0.47
4:4:324:THR:O	4:6:244:ASP:HA	2.08	0.47
3:L:50:LEU:O	3:L:53:PRO:CD	2.63	0.47
1:A:810:ARG:HG2	1:A:810:ARG:NH1	2.29	0.47
1:A:144:ARG:HA	1:A:144:ARG:HD2	1.78	0.47
1:A:292:MET:HE1	1:A:309:PRO:HD3	1.97	0.47
4:V:120:THR:HG21	4:V:370:VAL:HG11	1.95	0.47
1:A:265:ILE:CG2	1:A:266:GLU:N	2.78	0.47
1:J:106:LEU:HD12	1:J:117:THR:HG21	1.96	0.47
1:D:30:MLY:HB3	1:D:31:PRO:HD2	1.97	0.47
4:4:299:MET:HE2	4:4:331:ALA:HB2	1.96	0.47
4:4:162:ASN:OD1	4:4:277:THR:HG22	2.15	0.47
1:G:188:ASN:ND2	1:G:674:CYS:SG	2.88	0.47
1:G:823:PHE:CD1	2:H:157:ILE:HA	2.50	0.46
1:J:640:LYS:C	4:7:23:GLY:C	2.74	0.46
1:D:406:VAL:CG1	1:D:407:GLY:H	2.28	0.46
1:G:568:PRO:HD3	1:G:579:PHE:HA	1.97	0.46
1:G:640:LYS:HB3	1:G:645:SER:CB	2.42	0.46
1:J:800:ARG:HD2	3:L:149:VAL:CA	2.45	0.46
2:B:88:LEU:HB3	2:B:91:ALA:HB2	1.97	0.46
1:G:214:MET:C	1:G:340:ILE:CD1	2.82	0.46
3:C:53:PRO:O	3:C:55:LYS:HG3	2.15	0.46
1:J:839:MLY:HH21	2:K:158:THR:HG22	1.97	0.46
1:J:374:GLN:NE2	1:J:403:TYR:CE1	2.84	0.46
1:D:556:ASP:CA	4:7:49:GLN:O	2.52	0.46
1:A:251:ARG:HB2	1:A:264:ASP:HB3	1.95	0.46
1:G:559:LEU:HD23	1:G:560:GLY:N	2.30	0.46
1:J:248:MLY:HE2	1:J:250:ILE:HD11	1.95	0.46
4:2:299:MET:HE2	4:2:331:ALA:HB2	1.97	0.46
4:6:162:ASN:OD1	4:6:277:THR:HG22	2.15	0.46
1:J:122:PHE:CE2	1:J:700:VAL:HA	2.50	0.46
1:D:732:ILE:HG23	1:D:747:LEU:CD1	1.04	0.46
2:B:121:LEU:O	2:B:128:PHE:CG	2.61	0.46
1:D:831:TRP:CE3	2:E:34:ILE:HD13	2.50	0.46
1:J:206:LYS:HD2	1:J:217:THR:CG2	2.17	0.46

Continued on next page...

Continued from previous page...

Atom-1	Atom-2	Interatomic distance (Å)	Clash overlap (Å)
1:J:529:PRO:HB2	4:7:354:GLN:HB3	1.98	0.46
1:J:629:GLU:HG2	1:J:643:GLY:C	2.35	0.46
1:J:714:ARG:HD3	1:J:766:PHE:CE2	2.50	0.46
1:G:724:TYR:HD1	1:G:727:LEU:CD1	2.27	0.46
1:G:715:VAL:HG11	1:G:720:PHE:CD1	2.49	0.46
1:G:646:PHE:HE2	1:G:652:LEU:CG	2.24	0.46
1:A:836:PHE:CD2	2:B:160:GLY:C	2.88	0.46
1:A:640:LYS:HB3	1:A:645:SER:CB	2.42	0.46
1:A:332:MET:O	1:A:336:SER:OG	2.27	0.46
1:D:809:ARG:CZ	2:E:124:GLY:HA2	2.35	0.46
1:J:42:HIS:O	1:J:45:GLN:O	2.33	0.46
4:1:299:MET:HE2	4:1:331:ALA:HB2	1.96	0.46
4:6:299:MET:HE2	4:6:331:ALA:HB2	1.96	0.46
4:8:299:MET:HE2	4:8:331:ALA:HB2	1.95	0.46
1:D:122:PHE:CE2	1:D:700:VAL:HA	2.50	0.46
1:A:188:ASN:ND2	1:A:674:CYS:SG	2.88	0.46
4:Y:299:MET:HE2	4:Y:331:ALA:HB2	1.96	0.46
4:1:162:ASN:OD1	4:1:277:THR:HG22	2.15	0.46
1:D:831:TRP:CA	2:E:51:PHE:CZ	2.98	0.46
1:G:218:LEU:HA	1:G:221:GLN:H	1.79	0.46
1:J:715:VAL:CG1	1:J:720:PHE:HB2	2.45	0.46
1:D:530:MET:HE3	4:5:354:GLN:CB	2.44	0.46
1:D:540:CYS:N	4:5:349:LEU:HD11	2.31	0.46
1:G:715:VAL:CG1	1:G:720:PHE:HB2	2.45	0.46
1:A:800:ARG:CZ	3:C:149:VAL:O	2.63	0.46
1:J:800:ARG:CB	3:L:149:VAL:HG23	2.26	0.46
1:D:643:GLY:N	4:5:23:GLY:C	2.55	0.46
1:A:714:ARG:HD3	1:A:766:PHE:CE2	2.50	0.46
3:I:53:PRO:O	3:I:55:LYS:HG3	2.15	0.46
1:D:809:ARG:NH1	2:E:124:GLY:O	2.48	0.46
1:A:41:VAL:CG1	1:A:42:HIS:N	2.76	0.46
1:A:42:HIS:O	1:A:45:GLN:O	2.33	0.46
1:D:42:HIS:O	1:D:45:GLN:O	2.33	0.46
4:V:6:THR:HG22	4:V:101:HIS:HA	1.97	0.46
4:7:6:THR:HG22	4:7:101:HIS:HA	1.98	0.46
2:E:163:ALA:O	2:K:21:GLU:N	2.47	0.46
4:5:6:THR:HG22	4:5:101:HIS:HA	1.97	0.46
1:D:815:CYS:O	2:E:90:GLY:C	2.53	0.46
1:A:292:MET:HE1	1:A:309:PRO:CG	2.46	0.46
1:D:715:VAL:CG1	1:D:720:PHE:HB2	2.46	0.46
1:A:106:LEU:HD12	1:A:117:THR:HG21	1.96	0.46

Continued on next page...

Continued from previous page...

Atom-1	Atom-2	Interatomic distance (Å)	Clash overlap (Å)
1:J:559:LEU:HD23	1:J:560:GLY:N	2.30	0.46
2:K:160:GLY:O	2:K:161:GLU:HG2	2.15	0.46
1:G:784:ALA:O	1:G:788:THR:CA	2.62	0.46
1:D:769:ALA:C	1:D:771:LEU:HA	2.36	0.46
1:J:540:CYS:N	4:7:349:LEU:HD11	2.31	0.46
1:D:543:PRO:CD	4:5:143:TYR:O	2.64	0.46
1:D:218:LEU:HA	1:D:221:GLN:H	1.79	0.46
1:J:797:PHE:CE2	3:L:126:LEU:CD2	2.99	0.46
1:J:797:PHE:CD2	3:L:126:LEU:HD22	2.50	0.46
1:D:640:LYS:HB3	1:D:645:SER:CB	2.42	0.46
1:A:715:VAL:CG1	1:A:720:PHE:HB2	2.45	0.46
4:4:287:ILE:CB	4:6:204:ALA:H	2.13	0.46
1:D:714:ARG:HD3	1:D:766:PHE:CE2	2.50	0.46
1:D:374:GLN:NE2	1:D:403:TYR:CE1	2.84	0.46
1:G:139:VAL:HG12	1:G:143:TYR:HD2	1.81	0.46
1:A:724:TYR:HD1	1:A:727:LEU:CD1	2.27	0.46
1:J:82:PRO:HG2	1:J:85:TYR:CE2	2.50	0.46
1:A:559:LEU:HD23	1:A:560:GLY:N	2.30	0.46
1:D:595:TRP:CD1	1:D:595:TRP:N	2.80	0.46
1:D:797:PHE:CE2	3:F:126:LEU:HD22	2.50	0.46
1:J:218:LEU:HA	1:J:221:GLN:H	1.79	0.46
1:J:84:MLY:HH11	1:J:720:PHE:CA	2.45	0.46
1:D:529:PRO:HB2	4:5:354:GLN:HB3	1.98	0.46
1:A:543:PRO:HD2	4:4:146:GLY:O	2.15	0.46
1:A:568:PRO:HD3	1:A:579:PHE:HA	1.97	0.46
1:A:836:PHE:CB	2:B:161:GLU:HG2	2.37	0.46
1:J:793:ARG:O	1:J:797:PHE:N	2.39	0.46
1:D:629:GLU:HG2	1:D:643:GLY:C	2.35	0.46
1:A:834:LEU:CD1	2:B:54:MET:CG	2.49	0.46
1:D:332:MET:HG2	1:D:332:MET:H	1.52	0.46
4:X:6:THR:HG22	4:X:101:HIS:HA	1.97	0.46
1:A:374:GLN:NE2	1:A:403:TYR:CE1	2.84	0.46
4:W:253:GLU:HA	4:W:256:ARG:CG	2.42	0.46
1:A:87:MLY:HH12	1:A:87:MLY:HD3	1.61	0.46
1:G:311:ASP:CB	1:G:312:TYR:CE1	2.98	0.46
1:D:322:VAL:HB	1:D:325:ILE:HG13	1.97	0.46
1:A:136:ASN:HA	1:A:137:PRO:HD3	1.50	0.46
1:J:292:MET:HE1	1:J:309:PRO:CG	2.46	0.46
4:V:366:GLY:O	4:V:369:ILE:HG22	2.16	0.46
1:G:659:MLY:HD2	1:G:659:MLY:HH22	1.42	0.46
1:D:82:PRO:HG2	1:D:85:TYR:CE2	2.51	0.46

Continued on next page...

Continued from previous page...

Atom-1	Atom-2	Interatomic distance (Å)	Clash overlap (Å)
1:G:835:PHE:O	1:G:839:MLY:N	2.49	0.46
1:G:524:GLU:HB3	1:G:528:MLY:HG2	1.96	0.46
1:G:636:LYS:O	4:6:144:ALA:HB1	2.14	0.46
1:A:783:LEU:N	1:A:783:LEU:CD1	2.79	0.46
1:D:206:LYS:HD3	1:D:217:THR:OG1	2.16	0.46
1:A:543:PRO:CD	4:4:143:TYR:O	2.63	0.46
1:A:411:GLU:H	4:4:333:PRO:HB2	1.80	0.46
1:D:640:LYS:C	4:5:23:GLY:C	2.74	0.46
1:G:374:GLN:NE2	1:G:403:TYR:CE1	2.84	0.46
4:7:366:GLY:O	4:7:369:ILE:HG22	2.16	0.46
1:D:265:ILE:CG2	1:D:266:GLU:N	2.78	0.46
1:G:400:ALA:HB1	1:G:606:THR:CG2	2.45	0.46
1:D:448:GLN:C	1:D:450:ASP:H	2.19	0.46
1:A:326:ASP:O	1:A:330:GLU:HG2	2.16	0.46
2:E:114:LYS:CG	2:E:146:GLY:HA2	2.46	0.46
1:A:206:LYS:HD3	1:A:217:THR:OG1	2.16	0.46
1:J:206:LYS:HD3	1:J:217:THR:OG1	2.16	0.46
1:J:543:PRO:HD2	4:7:146:GLY:O	2.16	0.46
1:J:642:LYS:HA	4:7:21:PHE:C	2.36	0.46
1:J:503:TYR:CZ	1:J:711:PHE:CD2	3.03	0.46
1:G:725:ARG:NE	1:G:733:PRO:CB	1.95	0.46
1:G:714:ARG:HD3	1:G:766:PHE:CE2	2.51	0.46
1:G:642:LYS:HA	4:6:21:PHE:C	2.36	0.46
1:A:817:GLN:NE2	2:B:127:ARG:HG2	2.30	0.46
1:A:642:LYS:CB	4:4:24:ASP:O	2.59	0.46
1:A:640:LYS:C	4:4:23:GLY:C	2.74	0.46
1:A:93:MET:CE	1:A:715:VAL:HA	2.45	0.46
1:G:89:GLU:CD	1:G:153:PRO:HD2	2.36	0.46
1:D:335:ASP:OD1	1:D:348:MLY:NZ	2.49	0.46
1:A:335:ASP:OD1	1:A:348:MLY:NZ	2.49	0.46
1:G:335:ASP:OD1	1:G:348:MLY:NZ	2.49	0.46
1:A:311:ASP:CB	1:A:312:TYR:CE1	2.98	0.46
1:G:136:ASN:HA	1:G:137:PRO:HD3	1.49	0.46
4:X:366:GLY:O	4:X:369:ILE:HG22	2.16	0.46
4:Z:366:GLY:O	4:Z:369:ILE:HG22	2.16	0.46
2:H:88:LEU:HB3	2:H:91:ALA:HB2	1.98	0.46
4:X:299:MET:HE2	4:X:331:ALA:HB2	1.98	0.46
1:A:361:TYR:O	1:A:364:LEU:HB2	2.16	0.46
1:J:30:MLY:HB3	1:J:31:PRO:HD2	1.97	0.46
1:J:194:GLN:HE21	1:J:194:GLN:HB3	1.43	0.46
1:A:725:ARG:NE	1:A:733:PRO:CB	1.95	0.46

Continued on next page...

Continued from previous page...

Atom-1	Atom-2	Interatomic distance (Å)	Clash overlap (Å)
1:D:831:TRP:CE2	2:E:47:LEU:HB3	2.50	0.46
1:D:767:PHE:C	1:D:771:LEU:HD11	2.36	0.46
1:A:793:ARG:HE	3:C:147:MET:CB	2.29	0.46
1:J:797:PHE:HE2	3:L:126:LEU:HD23	1.81	0.46
1:J:795:ARG:HH22	3:L:116:GLU:CD	2.19	0.46
1:A:629:GLU:CA	1:A:643:GLY:C	2.73	0.46
1:A:642:LYS:HA	4:4:21:PHE:C	2.36	0.46
2:K:88:LEU:HB3	2:K:91:ALA:HB2	1.98	0.46
1:D:510:TRP:CZ3	1:D:711:PHE:CE2	3.04	0.46
1:G:42:HIS:O	1:G:45:GLN:O	2.33	0.46
4:3:6:THR:HG22	4:3:101:HIS:HA	1.98	0.46
2:B:149:ASP:CG	2:B:150:TYR:N	2.49	0.46
1:G:278:GLN:HB3	1:G:278:GLN:HE21	1.42	0.46
1:A:695:LEU:HB3	1:A:701:LEU:HD22	1.97	0.46
1:J:695:LEU:HB3	1:J:701:LEU:HD22	1.97	0.46
1:J:322:VAL:HB	1:J:325:ILE:HG13	1.98	0.46
4:V:190:MET:O	4:V:194:THR:HG23	2.16	0.46
4:0:190:MET:O	4:0:194:THR:HG23	2.16	0.46
4:5:366:GLY:O	4:5:369:ILE:HG22	2.16	0.46
4:3:366:GLY:O	4:3:369:ILE:HG22	2.16	0.46
4:W:162:ASN:OD1	4:W:277:THR:HG22	2.15	0.46
4:3:299:MET:HE2	4:3:331:ALA:HB2	1.97	0.46
1:G:361:TYR:O	1:G:364:LEU:HB2	2.16	0.46
1:D:443:ILE:HG22	1:D:444:ARG:N	2.29	0.46
2:B:137:TRP:CA	2:B:145:ALA:HB2	2.37	0.46
1:G:206:LYS:HD3	1:G:217:THR:OG1	2.16	0.46
1:G:411:GLU:H	4:6:333:PRO:HB2	1.80	0.46
1:J:798:LEU:HD12	1:J:798:LEU:HA	1.36	0.46
1:J:769:ALA:HB2	1:J:770:GLY:N	2.30	0.46
1:D:642:LYS:HA	4:5:21:PHE:C	2.36	0.46
1:D:99:GLU:N	1:D:100:PRO:CD	2.79	0.46
1:A:464:ILE:CG2	1:A:465:ALA:N	2.79	0.46
1:G:326:ASP:O	1:G:330:GLU:HG2	2.16	0.46
4:3:324:THR:N	4:5:245:GLY:CA	2.69	0.46
1:G:821:ARG:NH2	2:H:127:ARG:CD	2.74	0.46
2:H:137:TRP:CZ3	2:H:145:ALA:N	2.81	0.46
2:K:112:ILE:O	2:K:148:VAL:HA	2.16	0.46
1:G:206:LYS:HD2	1:G:217:THR:CG2	2.17	0.46
1:J:218:LEU:HD22	1:J:222:ILE:HG13	1.95	0.46
1:J:715:VAL:HG11	1:J:720:PHE:CD1	2.49	0.46
1:G:543:PRO:CD	4:6:143:TYR:O	2.64	0.46

Continued on next page...

Continued from previous page...

Atom-1	Atom-2	Interatomic distance (Å)	Clash overlap (Å)
1:A:793:ARG:O	1:A:797:PHE:N	2.40	0.46
1:A:798:LEU:HD13	3:C:126:LEU:HD11	1.98	0.46
1:A:502:GLU:OE2	1:A:764:MLY:O	2.34	0.46
1:A:214:MET:HA	1:A:340:ILE:CD1	2.42	0.46
1:A:295:MLY:HG3	1:A:332:MET:HE2	1.95	0.46
1:A:332:MET:HG2	1:A:332:MET:H	1.52	0.46
1:D:822:SER:HB3	2:E:88:LEU:CD2	2.40	0.46
3:C:50:LEU:O	3:C:53:PRO:CD	2.63	0.46
3:F:50:LEU:O	3:F:53:PRO:CD	2.63	0.46
1:A:418:THR:CG2	1:A:419:VAL:N	2.79	0.46
1:A:418:THR:CB	1:A:421:GLU:HG3	2.37	0.46
4:V:223:PHE:CD2	4:V:259:GLU:HG3	2.51	0.46
1:D:89:GLU:CD	1:D:153:PRO:HD2	2.36	0.46
1:G:354:LEU:HD12	1:G:354:LEU:HA	1.56	0.46
4:7:253:GLU:HA	4:7:256:ARG:CG	2.42	0.46
1:D:810:ARG:HG2	1:D:810:ARG:NH1	2.29	0.46
1:D:136:ASN:O	1:D:139:VAL:N	2.47	0.46
1:G:82:PRO:HG2	1:G:85:TYR:CE2	2.51	0.46
1:D:559:LEU:HD23	1:D:560:GLY:N	2.30	0.46
4:W:32:PRO:HB2	4:W:34:ILE:HD11	1.98	0.46
1:J:361:TYR:O	1:J:364:LEU:HB2	2.16	0.46
1:G:728:ASN:HD21	3:I:109:HIS:C	2.20	0.45
1:J:783:LEU:N	1:J:783:LEU:CD1	2.78	0.45
4:8:324:THR:N	4:W:245:GLY:CA	2.69	0.45
1:A:501:GLU:HG2	1:A:762:HIS:CE1	2.44	0.45
1:G:332:MET:O	1:G:336:SER:OG	2.27	0.45
4:V:288:ASP:CA	4:X:204:ALA:HB2	2.31	0.45
3:L:52:ASN:CB	3:L:53:PRO:CD	2.92	0.45
4:Z:6:THR:HG22	4:Z:101:HIS:HA	1.98	0.45
1:D:664:LEU:HD12	1:D:664:LEU:HA	1.53	0.45
1:D:818:TYR:HB3	2:E:89:LYS:HB2	1.99	0.45
4:7:223:PHE:CD2	4:7:259:GLU:HG3	2.51	0.45
4:4:253:GLU:HA	4:4:256:ARG:CG	2.42	0.45
1:J:292:MET:HE1	1:J:309:PRO:HD3	1.98	0.45
4:1:190:MET:O	4:1:194:THR:HG23	2.16	0.45
1:G:464:ILE:CG2	1:G:465:ALA:N	2.79	0.45
1:G:448:GLN:C	1:G:450:ASP:H	2.19	0.45
4:Y:32:PRO:HB2	4:Y:34:ILE:HD11	1.98	0.45
1:J:330:GLU:O	1:J:333:ALA:HB3	2.16	0.45
1:D:726:VAL:H	1:D:782:MLY:HH21	1.80	0.45
1:D:724:TYR:N	1:D:782:MLY:CH2	2.80	0.45

Continued on next page...

Continued from previous page...

Atom-1	Atom-2	Interatomic distance (Å)	Clash overlap (Å)
1:J:815:CYS:SG	2:K:92:ASP:OD1	2.74	0.45
1:J:642:LYS:NZ	4:7:340:TRP:O	2.50	0.45
1:J:84:MLY:HH23	1:J:716:LEU:O	2.12	0.45
1:A:637:LYS:HD2	4:4:144:ALA:HB3	1.21	0.45
1:A:629:GLU:HG2	1:A:643:GLY:C	2.35	0.45
1:J:56:GLU:HB2	1:J:59:MLY:CB	2.30	0.45
4:0:6:THR:HG22	4:0:101:HIS:HA	1.97	0.45
1:D:818:TYR:CD2	2:E:89:LYS:CB	2.99	0.45
1:G:436:MLY:HE3	1:G:626:TYR:HE1	1.77	0.45
1:J:335:ASP:OD1	1:J:348:MLY:NZ	2.49	0.45
4:X:190:MET:O	4:X:194:THR:HG23	2.16	0.45
4:2:190:MET:O	4:2:194:THR:HG23	2.16	0.45
4:7:190:MET:O	4:7:194:THR:HG23	2.16	0.45
4:0:366:GLY:O	4:0:369:ILE:HG22	2.16	0.45
1:J:265:ILE:CG2	1:J:266:GLU:N	2.79	0.45
1:A:82:PRO:HG2	1:A:85:TYR:CE2	2.51	0.45
1:G:30:MLY:HB3	1:G:31:PRO:HD2	1.97	0.45
1:A:30:MLY:HB3	1:A:31:PRO:HD2	1.97	0.45
4:X:324:THR:N	4:Z:245:GLY:CA	2.69	0.45
1:A:733:PRO:O	1:A:737:PHE:CE1	2.53	0.45
2:H:112:ILE:O	2:H:148:VAL:HA	2.16	0.45
1:J:732:ILE:CG2	1:J:747:LEU:CD1	0.65	0.45
1:D:410:ASN:HA	4:5:334:GLU:HB3	1.29	0.45
1:G:93:MET:SD	1:G:763:THR:CG2	2.94	0.45
1:G:639:GLY:CA	4:6:344:SER:O	2.40	0.45
1:G:637:LYS:HD2	4:6:144:ALA:HB3	1.20	0.45
1:J:202:SER:HA	1:J:207:LYS:NZ	2.22	0.45
1:J:332:MET:O	1:J:336:SER:OG	2.27	0.45
4:X:288:ASP:CA	4:Z:204:ALA:HB2	2.31	0.45
1:G:55:MLY:HH23	1:G:60:VAL:HG22	1.99	0.45
4:1:6:THR:HG22	4:1:101:HIS:HA	1.98	0.45
1:D:612:GLN:NE2	1:D:627:GLY:H	2.14	0.45
1:A:667:THR:O	1:A:669:PRO:HD3	2.16	0.45
4:X:223:PHE:CD2	4:X:259:GLU:HG3	2.52	0.45
1:G:186:THR:O	1:G:190:MLY:HG2	2.17	0.45
1:J:186:THR:O	1:J:190:MLY:HG2	2.17	0.45
1:G:144:ARG:HA	1:G:144:ARG:HD2	1.78	0.45
1:G:322:VAL:HB	1:G:325:ILE:HG13	1.98	0.45
1:D:136:ASN:HA	1:D:137:PRO:HD3	1.50	0.45
1:A:723:ARG:NH1	1:A:723:ARG:CG	2.79	0.45
1:A:17:LEU:HA	1:A:17:LEU:HD12	1.68	0.45

Continued on next page...

Continued from previous page...

Atom-1	Atom-2	Interatomic distance (Å)	Clash overlap (Å)
1:G:17:LEU:HA	1:G:17:LEU:HD12	1.67	0.45
1:D:476:GLU:OE2	1:D:598:MLY:HH13	2.16	0.45
1:A:476:GLU:OE2	1:A:598:MLY:HH13	2.17	0.45
1:J:448:GLN:C	1:J:450:ASP:H	2.19	0.45
2:H:114:LYS:CG	2:H:146:GLY:HA2	2.46	0.45
1:G:823:PHE:HE1	2:H:156:VAL:O	1.89	0.45
1:D:830:PRO:CB	2:E:51:PHE:CE2	2.95	0.45
1:A:206:LYS:CE	1:A:217:THR:HG23	2.29	0.45
1:J:534:SER:HB2	4:7:354:GLN:HE22	1.56	0.45
1:G:540:CYS:N	4:6:349:LEU:HD11	2.31	0.45
1:G:540:CYS:C	4:6:349:LEU:HD21	2.36	0.45
1:G:629:GLU:CB	1:G:645:SER:N	2.74	0.45
1:A:529:PRO:HB2	4:4:354:GLN:HB3	1.98	0.45
1:A:642:LYS:HB2	4:4:24:ASP:O	1.88	0.45
4:8:288:ASP:CA	4:W:204:ALA:HB2	2.31	0.45
4:8:6:THR:HG22	4:8:101:HIS:HA	1.98	0.45
1:D:818:TYR:CD2	2:E:89:LYS:HB3	2.52	0.45
1:A:496:PHE:CE2	1:A:514:ASP:HA	2.50	0.45
1:A:322:VAL:HB	1:A:325:ILE:HG13	1.98	0.45
1:A:139:VAL:HG12	1:A:143:TYR:HD2	1.81	0.45
4:1:366:GLY:O	4:1:369:ILE:HG22	2.16	0.45
1:D:464:ILE:CG2	1:D:465:ALA:N	2.79	0.45
1:G:265:ILE:CG2	1:G:266:GLU:N	2.79	0.45
1:J:723:ARG:CG	1:J:723:ARG:NH1	2.79	0.45
1:J:17:LEU:HA	1:J:17:LEU:HD12	1.67	0.45
4:1:32:PRO:HB2	4:1:34:ILE:HD11	1.98	0.45
1:D:330:GLU:O	1:D:333:ALA:HB3	2.17	0.45
4:6:32:PRO:HB2	4:6:34:ILE:HD11	1.98	0.45
4:5:299:MET:HE2	4:5:331:ALA:HB2	1.98	0.45
1:G:757:GLN:HE22	1:G:772:LEU:HG	1.80	0.45
1:G:757:GLN:NE2	1:G:772:LEU:CD2	2.80	0.45
2:E:112:ILE:O	2:E:148:VAL:HA	2.17	0.45
1:J:640:LYS:HB3	1:J:645:SER:CB	2.42	0.45
1:J:725:ARG:HA	1:J:732:ILE:HG22	1.99	0.45
1:D:411:GLU:H	4:5:333:PRO:CB	2.29	0.45
1:D:449:LEU:HA	1:D:449:LEU:HD12	1.60	0.45
1:A:411:GLU:H	4:4:333:PRO:CB	2.30	0.45
4:X:287:ILE:HA	4:Z:202:THR:HG21	1.59	0.45
3:I:50:LEU:O	3:I:53:PRO:CD	2.63	0.45
4:5:223:PHE:CD2	4:5:259:GLU:HG3	2.51	0.45
1:J:89:GLU:CD	1:J:153:PRO:HD2	2.37	0.45

Continued on next page...

Continued from previous page...

Atom-1	Atom-2	Interatomic distance (Å)	Clash overlap (Å)
1:A:89:GLU:CD	1:A:153:PRO:HD2	2.36	0.45
1:A:296:MLY:O	1:A:299:LEU:HB2	2.17	0.45
1:J:724:TYR:HD1	1:J:727:LEU:CD1	2.27	0.45
1:D:97:LEU:HD12	1:D:97:LEU:HA	1.67	0.45
4:8:32:PRO:HB2	4:8:34:ILE:HD11	1.98	0.45
1:J:476:GLU:OE2	1:J:598:MLY:HH13	2.16	0.45
1:G:800:ARG:CD	3:I:149:VAL:HG22	2.41	0.45
1:D:725:ARG:HH21	1:D:733:PRO:HB2	1.81	0.45
1:D:783:LEU:CD1	1:D:783:LEU:N	2.78	0.45
1:J:530:MET:CE	4:7:354:GLN:HG3	2.35	0.45
1:J:707:CYS:C	1:J:714:ARG:NH2	2.70	0.45
1:G:725:ARG:HH21	1:G:733:PRO:HB2	1.81	0.45
1:G:529:PRO:HB2	4:6:354:GLN:HB3	1.98	0.45
1:J:797:PHE:HD2	3:L:126:LEU:CD2	2.27	0.45
1:D:642:LYS:NZ	4:5:340:TRP:O	2.50	0.45
4:5:290:ARG:HH22	4:7:202:THR:CG2	2.17	0.45
4:0:287:ILE:HA	4:2:202:THR:HG21	1.59	0.45
1:A:55:MLY:HH23	1:A:60:VAL:HG22	1.99	0.45
4:2:6:THR:HG22	4:2:101:HIS:HA	1.98	0.45
4:6:6:THR:HG22	4:6:101:HIS:HA	1.97	0.45
1:J:173:GLN:HG3	1:J:670:HIS:HD2	1.82	0.45
1:G:173:GLN:HG3	1:G:670:HIS:HD2	1.82	0.45
4:0:223:PHE:CD2	4:0:259:GLU:HG3	2.51	0.45
4:Z:223:PHE:CD2	4:Z:259:GLU:HG3	2.52	0.45
4:2:253:GLU:HA	4:2:256:ARG:CG	2.42	0.45
4:3:190:MET:O	4:3:194:THR:HG23	2.16	0.45
4:2:366:GLY:O	4:2:369:ILE:HG22	2.16	0.45
1:D:179:GLY:O	1:D:185:LYS:HE2	2.17	0.45
4:3:32:PRO:HB2	4:3:34:ILE:HD11	1.98	0.45
1:A:443:ILE:HG22	1:A:444:ARG:N	2.29	0.45
1:A:179:GLY:O	1:A:185:LYS:HE2	2.17	0.45
2:B:112:ILE:O	2:B:148:VAL:HA	2.17	0.45
1:J:732:ILE:H	1:J:733:PRO:HD2	1.74	0.45
1:G:642:LYS:NZ	4:6:340:TRP:O	2.50	0.45
1:A:540:CYS:N	4:4:349:LEU:HD11	2.31	0.45
1:D:835:PHE:O	1:D:839:MLY:N	2.49	0.45
1:D:295:MLY:CG	1:D:332:MET:HE1	2.46	0.45
1:D:822:SER:HB3	2:E:88:LEU:HD21	1.99	0.45
4:6:288:ASP:CA	4:8:204:ALA:HB2	2.31	0.45
4:W:6:THR:HG22	4:W:101:HIS:HA	1.98	0.45
1:D:103:LEU:HD22	1:D:692:LEU:HG	1.98	0.45

Continued on next page...

Continued from previous page...

Atom-1	Atom-2	Interatomic distance (Å)	Clash overlap (Å)
1:G:612:GLN:NE2	1:G:627:GLY:H	2.14	0.45
1:G:418:THR:CG2	1:G:419:VAL:N	2.79	0.45
1:G:496:PHE:CE2	1:G:514:ASP:HA	2.50	0.45
1:G:292:MET:HE1	1:G:309:PRO:CG	2.46	0.45
1:D:296:MLY:O	1:D:299:LEU:HB2	2.17	0.45
4:4:366:GLY:O	4:4:369:ILE:HG22	2.16	0.45
4:Y:366:GLY:O	4:Y:369:ILE:HG22	2.16	0.45
1:A:210:GLN:C	1:A:211:SER:HG	2.15	0.45
1:J:326:ASP:O	1:J:330:GLU:HG2	2.16	0.45
1:D:326:ASP:O	1:D:330:GLU:HG2	2.16	0.45
1:A:448:GLN:C	1:A:450:ASP:H	2.19	0.45
1:D:361:TYR:O	1:D:364:LEU:HB2	2.16	0.45
1:J:179:GLY:O	1:J:185:LYS:HE2	2.17	0.45
1:D:229:LEU:HD12	1:D:229:LEU:HA	1.75	0.45
1:D:725:ARG:CG	1:D:733:PRO:HA	2.43	0.45
2:K:137:TRP:CA	2:K:145:ALA:HB2	2.37	0.45
1:A:206:LYS:HD2	1:A:217:THR:CG2	2.17	0.45
1:D:767:PHE:C	1:D:771:LEU:CD1	2.85	0.45
1:G:747:LEU:C	1:G:749:GLY:H	2.20	0.45
1:G:410:ASN:HA	4:6:334:GLU:HB3	1.28	0.45
1:D:226:ASN:N	1:D:227:PRO:HD2	2.32	0.45
1:D:202:SER:HA	1:D:207:LYS:NZ	2.23	0.45
4:1:288:ASP:CA	4:3:204:ALA:HB2	2.32	0.45
4:0:287:ILE:CB	4:2:204:ALA:H	2.13	0.45
4:2:287:ILE:HA	4:4:202:THR:HG21	1.59	0.45
1:G:99:GLU:N	1:G:100:PRO:CD	2.80	0.45
1:A:278:GLN:HB3	1:A:278:GLN:HE21	1.42	0.45
1:D:37:SER:O	1:D:38:VAL:HG23	2.17	0.45
1:D:14:ALA:N	1:D:15:PRO:HD2	2.32	0.45
4:4:190:MET:O	4:4:194:THR:HG23	2.16	0.45
1:G:485:GLU:OE1	1:G:583:HIS:ND1	2.49	0.45
1:G:597:GLU:O	1:G:600:MLY:N	2.50	0.45
1:G:476:GLU:OE2	1:G:598:MLY:HH13	2.17	0.45
2:H:137:TRP:CA	2:H:145:ALA:HB2	2.37	0.45
1:D:769:ALA:HB1	1:D:771:LEU:N	2.25	0.45
1:J:408:VAL:HG22	1:J:636:LYS:HG2	1.51	0.45
1:G:725:ARG:CG	1:G:733:PRO:CA	2.95	0.45
1:G:642:LYS:HG3	4:6:23:GLY:CA	2.31	0.45
1:J:794:CYS:O	1:J:797:PHE:HB3	2.17	0.45
4:Y:6:THR:HG22	4:Y:101:HIS:HA	1.98	0.45
4:4:6:THR:HG22	4:4:101:HIS:HA	1.98	0.45

Continued on next page...

Continued from previous page...

Atom-1	Atom-2	Interatomic distance (Å)	Clash overlap (Å)
1:G:176:LEU:N	1:G:176:LEU:CD1	2.75	0.45
4:2:223:PHE:CD2	4:2:259:GLU:HG3	2.52	0.45
4:8:223:PHE:CD2	4:8:259:GLU:HG3	2.51	0.45
1:D:186:THR:O	1:D:190:MLY:HG2	2.17	0.45
1:D:597:GLU:O	1:D:600:MLY:N	2.50	0.45
4:0:32:PRO:HB2	4:0:34:ILE:HD11	1.98	0.45
1:G:768:MLY:HD3	1:G:772:LEU:CB	2.47	0.45
1:G:794:CYS:O	1:G:797:PHE:HB3	2.17	0.45
1:A:747:LEU:C	1:A:749:GLY:H	2.20	0.45
1:J:831:TRP:CZ3	2:K:34:ILE:HD11	2.36	0.45
1:A:224:SER:O	1:A:227:PRO:HD2	2.17	0.45
1:J:642:LYS:CB	4:7:24:ASP:O	2.60	0.45
1:J:553:MLY:NZ	4:V:45:VAL:CA	2.58	0.45
1:G:408:VAL:CG1	4:6:332:PRO:HB3	2.41	0.45
1:G:640:LYS:C	4:6:23:GLY:C	2.75	0.45
1:A:839:MLY:CE	2:B:159:HIS:HB3	2.47	0.45
1:J:797:PHE:CE2	3:L:126:LEU:HD23	2.52	0.45
4:6:324:THR:O	4:8:244:ASP:HA	2.09	0.45
4:W:287:ILE:HA	4:Y:202:THR:HG21	1.59	0.45
4:V:287:ILE:CB	4:X:204:ALA:H	2.13	0.45
1:J:667:THR:O	1:J:669:PRO:HD3	2.16	0.45
4:4:223:PHE:CD2	4:4:259:GLU:HG3	2.51	0.45
4:6:223:PHE:CD2	4:6:259:GLU:HG3	2.51	0.45
4:W:223:PHE:CD2	4:W:259:GLU:HG3	2.51	0.45
1:D:64:THR:HB	1:D:68:GLU:N	2.33	0.45
1:A:195:TYR:CE2	1:A:199:ILE:HD12	2.52	0.45
1:J:37:SER:O	1:J:38:VAL:HG23	2.17	0.45
1:A:519:LEU:CD1	1:A:519:LEU:N	2.77	0.45
1:G:14:ALA:N	1:G:15:PRO:HD2	2.32	0.45
1:A:163:TYR:O	1:A:166:MET:HB3	2.16	0.45
1:J:14:ALA:N	1:J:15:PRO:HD2	2.32	0.45
1:J:322:VAL:CG1	1:J:325:ILE:HD11	2.47	0.45
1:G:296:MLY:O	1:G:299:LEU:HB2	2.17	0.45
1:A:322:VAL:CG1	1:A:325:ILE:HD11	2.47	0.45
4:8:366:GLY:O	4:8:369:ILE:HG22	2.16	0.45
1:D:675:ILE:HG23	1:D:676:ILE:N	2.32	0.45
1:A:106:LEU:HA	1:A:106:LEU:HD12	1.79	0.45
1:A:488:GLN:O	1:A:491:PHE:HB3	2.17	0.45
1:D:106:LEU:HD12	1:D:106:LEU:HA	1.79	0.45
4:Z:32:PRO:HB2	4:Z:34:ILE:HD11	1.98	0.45
1:J:597:GLU:O	1:J:600:MLY:N	2.50	0.45

Continued on next page...

Continued from previous page...

Atom-1	Atom-2	Interatomic distance (Å)	Clash overlap (Å)
2:E:137:TRP:CZ3	2:E:145:ALA:N	2.81	0.44
1:J:226:ASN:N	1:J:227:PRO:HD2	2.32	0.44
1:J:732:ILE:HG23	1:J:747:LEU:HD12	0.95	0.44
1:D:568:PRO:CG	1:D:578:HIS:H	2.30	0.44
1:J:829:TRP:HA	1:J:830:PRO:HD2	1.86	0.44
1:A:642:LYS:NZ	4:4:340:TRP:O	2.50	0.44
1:D:41:VAL:CG1	1:D:42:HIS:N	2.75	0.44
1:A:99:GLU:N	1:A:100:PRO:CD	2.80	0.44
1:G:667:THR:O	1:G:669:PRO:HD3	2.16	0.44
4:5:223:PHE:HB3	4:5:259:GLU:OE2	2.18	0.44
4:2:223:PHE:HB3	4:2:259:GLU:OE2	2.18	0.44
4:3:223:PHE:HB3	4:3:259:GLU:OE2	2.18	0.44
4:0:223:PHE:HB3	4:0:259:GLU:OE2	2.18	0.44
4:Z:223:PHE:HB3	4:Z:259:GLU:OE2	2.18	0.44
1:G:64:THR:HB	1:G:68:GLU:N	2.32	0.44
1:A:346:ASP:O	1:A:350:ALA:N	2.46	0.44
1:D:486:MLY:HH22	1:D:527:GLU:CD	2.37	0.44
1:A:37:SER:O	1:A:38:VAL:HG23	2.17	0.44
4:5:190:MET:O	4:5:194:THR:HG23	2.16	0.44
1:D:139:VAL:HG12	1:D:143:TYR:HD2	1.81	0.44
1:J:464:ILE:CG2	1:J:465:ALA:N	2.80	0.44
1:A:597:GLU:O	1:A:600:MLY:N	2.50	0.44
4:X:32:PRO:HB2	4:X:34:ILE:HD11	1.98	0.44
4:4:32:PRO:HB2	4:4:34:ILE:HD11	1.98	0.44
4:0:299:MET:HE2	4:0:331:ALA:HB2	1.99	0.44
1:A:229:LEU:HA	1:A:229:LEU:HD12	1.75	0.44
1:J:673:ARG:HD2	1:J:673:ARG:HA	1.79	0.44
2:E:121:LEU:O	2:E:128:PHE:CG	2.61	0.44
1:G:823:PHE:CE2	2:H:140:PHE:CZ	3.05	0.44
1:G:411:GLU:H	4:6:333:PRO:CB	2.29	0.44
1:A:794:CYS:O	1:A:797:PHE:HB3	2.17	0.44
1:D:640:LYS:C	1:D:645:SER:HG	2.09	0.44
4:4:324:THR:N	4:6:245:GLY:CA	2.69	0.44
1:A:711:PHE:HB3	1:A:766:PHE:HB3	1.99	0.44
4:V:287:ILE:HA	4:X:202:THR:HG21	1.59	0.44
1:J:689:GLU:HA	1:J:692:LEU:HB2	2.00	0.44
1:D:278:GLN:HB3	1:D:278:GLN:HE21	1.42	0.44
4:7:223:PHE:HB3	4:7:259:GLU:OE2	2.18	0.44
4:X:223:PHE:HB3	4:X:259:GLU:OE2	2.18	0.44
4:1:223:PHE:HB3	4:1:259:GLU:OE2	2.18	0.44
1:A:64:THR:HB	1:A:68:GLU:N	2.33	0.44

Continued on next page...

Continued from previous page...

Atom-1	Atom-2	Interatomic distance (Å)	Clash overlap (Å)
1:J:64:THR:HB	1:J:68:GLU:N	2.33	0.44
1:G:155:ILE:HG22	1:G:156:PHE:N	2.33	0.44
1:D:163:TYR:O	1:D:166:MET:HB3	2.17	0.44
1:G:519:LEU:CD1	1:G:519:LEU:N	2.77	0.44
1:A:186:THR:O	1:A:190:MLY:HG2	2.17	0.44
4:Z:190:MET:O	4:Z:194:THR:HG23	2.16	0.44
4:W:366:GLY:O	4:W:369:ILE:HG22	2.16	0.44
1:A:48:VAL:HA	1:A:104:TYR:OH	2.17	0.44
1:G:485:GLU:HA	1:G:584:TYR:HE2	1.83	0.44
1:G:488:GLN:O	1:G:491:PHE:HB3	2.17	0.44
4:7:32:PRO:HB2	4:7:34:ILE:HD11	1.98	0.44
4:5:32:PRO:HB2	4:5:34:ILE:HD11	1.98	0.44
2:E:129:THR:HG23	2:E:132:GLU:OE1	2.17	0.44
1:A:725:ARG:HH21	1:A:733:PRO:HB2	1.81	0.44
1:D:723:ARG:O	1:D:782:MLY:HD2	1.99	0.44
1:D:794:CYS:O	1:D:797:PHE:HB3	2.16	0.44
2:H:112:ILE:O	2:H:148:VAL:N	2.50	0.44
1:J:817:GLN:CB	2:K:127:ARG:HD2	2.47	0.44
1:J:543:PRO:CD	4:7:143:TYR:O	2.64	0.44
1:J:639:GLY:H	4:7:344:SER:HB3	1.83	0.44
1:J:408:VAL:HA	1:J:636:LYS:HG3	1.03	0.44
1:J:725:ARG:HH21	1:J:733:PRO:HB2	1.82	0.44
1:G:530:MET:CB	4:6:354:GLN:CB	2.96	0.44
1:G:629:GLU:HG2	1:G:643:GLY:C	2.35	0.44
1:A:97:LEU:HA	1:A:97:LEU:HD12	1.67	0.44
4:3:288:ASP:CA	4:5:204:ALA:HB2	2.31	0.44
1:D:689:GLU:HA	1:D:692:LEU:HB2	1.99	0.44
4:V:223:PHE:HB3	4:V:259:GLU:OE2	2.18	0.44
4:Y:223:PHE:CD2	4:Y:259:GLU:HG3	2.52	0.44
4:1:223:PHE:CD2	4:1:259:GLU:HG3	2.52	0.44
1:J:486:MLY:HH22	1:J:527:GLU:CD	2.37	0.44
1:D:708:ARG:O	1:D:710:GLY:N	2.50	0.44
4:6:190:MET:O	4:6:194:THR:HG23	2.16	0.44
1:D:488:GLN:O	1:D:491:PHE:HB3	2.17	0.44
1:J:488:GLN:O	1:J:491:PHE:HB3	2.17	0.44
4:V:32:PRO:HB2	4:V:34:ILE:HD11	1.98	0.44
1:G:179:GLY:O	1:G:185:LYS:HE2	2.17	0.44
1:G:768:MLY:CD	1:G:772:LEU:HB2	2.47	0.44
1:J:410:ASN:HA	4:7:334:GLU:HB3	1.29	0.44
1:A:793:ARG:HH21	3:C:147:MET:CE	2.28	0.44
1:A:502:GLU:CD	1:A:763:THR:N	2.56	0.44

Continued on next page...

Continued from previous page...

Atom-1	Atom-2	Interatomic distance (Å)	Clash overlap (Å)
4:W:287:ILE:CB	4:Y:204:ALA:H	2.13	0.44
1:D:809:ARG:NH2	2:E:124:GLY:HA3	2.33	0.44
4:4:223:PHE:HB3	4:4:259:GLU:OE2	2.18	0.44
4:3:223:PHE:CD2	4:3:259:GLU:HG3	2.52	0.44
4:6:223:PHE:HB3	4:6:259:GLU:OE2	2.18	0.44
1:D:292:MET:HE3	1:D:309:PRO:CA	2.44	0.44
1:J:296:MLY:O	1:J:299:LEU:HB2	2.17	0.44
1:D:725:ARG:CG	1:D:733:PRO:CA	2.95	0.44
1:D:747:LEU:C	1:D:749:GLY:H	2.21	0.44
2:H:129:THR:HG23	2:H:132:GLU:OE1	2.17	0.44
2:K:129:THR:HG23	2:K:132:GLU:OE1	2.17	0.44
1:J:540:CYS:C	4:7:349:LEU:HD21	2.36	0.44
1:J:568:PRO:CG	1:J:578:HIS:H	2.30	0.44
1:J:725:ARG:CG	1:J:733:PRO:CA	2.95	0.44
1:J:795:ARG:HH22	3:L:43:ASN:HB2	1.82	0.44
1:G:214:MET:CA	1:G:340:ILE:HD11	2.45	0.44
4:0:290:ARG:HH22	4:2:202:THR:CG2	2.17	0.44
1:J:99:GLU:N	1:J:100:PRO:CD	2.80	0.44
1:J:692:LEU:O	1:J:696:ARG:HG3	2.18	0.44
1:G:103:LEU:HD22	1:G:692:LEU:HG	1.98	0.44
1:A:103:LEU:HD22	1:A:692:LEU:HG	1.98	0.44
1:G:320:ILE:O	1:G:320:ILE:HG22	2.18	0.44
1:A:701:LEU:HA	1:A:701:LEU:HD12	1.55	0.44
4:Y:223:PHE:HB3	4:Y:259:GLU:OE2	2.18	0.44
1:J:155:ILE:HG22	1:J:156:PHE:N	2.33	0.44
1:J:195:TYR:CE2	1:J:199:ILE:HD12	2.52	0.44
1:D:292:MET:HE1	1:D:309:PRO:CG	2.48	0.44
1:G:37:SER:O	1:G:38:VAL:HG23	2.17	0.44
1:D:322:VAL:CG1	1:D:325:ILE:HD11	2.47	0.44
1:G:136:ASN:O	1:G:139:VAL:N	2.47	0.44
1:G:723:ARG:CG	1:G:723:ARG:NH1	2.79	0.44
1:A:485:GLU:HA	1:A:584:TYR:HE2	1.83	0.44
1:A:193:ILE:HD11	1:A:250:ILE:CD1	2.48	0.44
4:Z:299:MET:HE2	4:Z:331:ALA:HB2	2.00	0.44
1:J:443:ILE:HG22	1:J:444:ARG:N	2.29	0.44
1:D:725:ARG:CZ	1:D:733:PRO:CB	2.83	0.44
2:K:114:LYS:CG	2:K:146:GLY:HA2	2.46	0.44
1:D:768:MLY:O	1:D:771:LEU:HD12	0.62	0.44
1:G:725:ARG:CZ	1:G:733:PRO:CB	2.83	0.44
1:D:541:MET:HB3	4:5:345:ILE:HG22	2.00	0.44
1:A:835:PHE:O	1:A:839:MLY:N	2.49	0.44

Continued on next page...

Continued from previous page...

Atom-1	Atom-2	Interatomic distance (Å)	Clash overlap (Å)
3:L:122:GLU:HA	3:L:125:GLU:OE1	2.18	0.44
1:A:641:LYS:CE	1:A:647:GLN:CB	2.74	0.44
4:4:287:ILE:HA	4:6:202:THR:HG21	1.59	0.44
4:6:290:ARG:HH22	4:8:202:THR:CG2	2.17	0.44
1:G:692:LEU:O	1:G:696:ARG:HG3	2.18	0.44
1:D:692:LEU:O	1:D:696:ARG:HG3	2.18	0.44
1:A:692:LEU:O	1:A:696:ARG:HG3	2.18	0.44
1:A:173:GLN:HG3	1:A:670:HIS:HD2	1.82	0.44
4:8:223:PHE:HB3	4:8:259:GLU:OE2	2.18	0.44
1:G:195:TYR:CE2	1:G:199:ILE:HD12	2.52	0.44
4:1:193:LEU:O	4:1:198:TYR:HD2	2.01	0.44
1:J:163:TYR:O	1:J:166:MET:HB3	2.17	0.44
1:A:14:ALA:N	1:A:15:PRO:HD2	2.32	0.44
1:A:123:CYS:CB	1:A:158:ILE:HD13	2.48	0.44
4:Y:190:MET:O	4:Y:194:THR:HG23	2.16	0.44
3:I:119:THR:O	3:I:123:VAL:HG23	2.18	0.44
1:A:485:GLU:OE2	1:A:584:TYR:N	2.50	0.44
1:J:485:GLU:OE1	1:J:583:HIS:ND1	2.49	0.44
4:2:32:PRO:HB2	4:2:34:ILE:HD11	1.98	0.44
1:A:516:GLY:O	1:A:518:ASP:N	2.51	0.44
4:7:299:MET:HE2	4:7:331:ALA:HB2	2.00	0.44
1:J:516:GLY:O	1:J:518:ASP:N	2.51	0.44
3:I:122:GLU:HA	3:I:125:GLU:OE1	2.18	0.44
1:A:725:ARG:CG	1:A:733:PRO:CA	2.95	0.44
1:J:818:TYR:CB	2:K:90:GLY:HA3	2.37	0.44
1:A:226:ASN:N	1:A:227:PRO:HD2	2.32	0.44
1:G:224:SER:O	1:G:227:PRO:HD2	2.17	0.44
1:G:728:ASN:ND2	3:I:109:HIS:C	2.71	0.44
1:G:732:ILE:HG21	1:G:747:LEU:CD1	0.64	0.44
1:J:725:ARG:CG	1:J:733:PRO:HA	2.43	0.44
1:J:747:LEU:C	1:J:749:GLY:H	2.20	0.44
1:D:642:LYS:HG3	4:5:23:GLY:CA	2.31	0.44
1:A:632:GLY:HA3	1:A:643:GLY:N	2.17	0.44
3:L:50:LEU:O	3:L:53:PRO:HG2	2.18	0.44
1:G:175:ILE:C	1:G:176:LEU:HD12	2.38	0.44
1:D:418:THR:CG2	1:D:419:VAL:N	2.79	0.44
4:W:223:PHE:HB3	4:W:259:GLU:OE2	2.18	0.44
1:G:493:HIS:O	1:G:496:PHE:HB3	2.18	0.44
4:4:193:LEU:O	4:4:198:TYR:HD2	2.01	0.44
1:G:322:VAL:CG1	1:G:325:ILE:HD11	2.47	0.44
1:J:139:VAL:HG12	1:J:143:TYR:HD2	1.81	0.44

Continued on next page...

Continued from previous page...

Atom-1	Atom-2	Interatomic distance (Å)	Clash overlap (Å)
4:W:190:MET:O	4:W:194:THR:HG23	2.16	0.44
4:8:190:MET:O	4:8:194:THR:HG23	2.16	0.44
4:6:366:GLY:O	4:6:369:ILE:HG22	2.16	0.44
1:G:675:ILE:HG23	1:G:676:ILE:N	2.32	0.44
1:J:91:MET:CE	1:J:119:SER:HB2	2.48	0.44
1:J:476:GLU:CD	1:J:476:GLU:H	2.21	0.44
3:I:69:LEU:HB3	3:I:70:PRO:HD3	1.99	0.44
1:A:439:LEU:CD1	1:A:439:LEU:N	2.81	0.44
1:J:439:LEU:CD1	1:J:439:LEU:N	2.81	0.44
1:D:788:THR:HG22	3:F:81:GLN:HE22	1.83	0.44
2:H:139:ALA:C	2:H:141:PRO:HD3	2.33	0.44
1:J:411:GLU:H	4:7:333:PRO:CB	2.30	0.44
1:D:541:MET:HG2	4:5:345:ILE:HG22	2.00	0.44
1:A:793:ARG:HH21	3:C:147:MET:CG	2.31	0.44
1:A:530:MET:CB	4:4:354:GLN:CB	2.95	0.44
1:D:813:ILE:CG2	2:E:127:ARG:NH1	2.76	0.44
1:A:715:VAL:HG12	1:A:720:PHE:HB2	2.00	0.44
1:A:504:MLY:CB	1:A:762:HIS:NE2	2.80	0.44
4:6:287:ILE:HA	4:8:202:THR:HG21	1.59	0.44
4:2:287:ILE:N	4:4:202:THR:CG2	2.77	0.44
1:D:508:ILE:HG12	1:D:766:PHE:HE1	1.33	0.44
3:I:50:LEU:O	3:I:53:PRO:HG2	2.18	0.44
1:J:103:LEU:HD22	1:J:692:LEU:HG	1.98	0.44
1:D:667:THR:O	1:D:669:PRO:HD3	2.16	0.44
4:6:220:ALA:HB3	4:6:223:PHE:CD1	2.53	0.44
4:Z:253:GLU:HA	4:Z:256:ARG:CG	2.42	0.44
1:G:163:TYR:O	1:G:166:MET:HB3	2.17	0.44
1:J:810:ARG:NH1	1:J:810:ARG:HG2	2.29	0.44
1:J:123:CYS:CB	1:J:158:ILE:HD13	2.48	0.44
1:D:123:CYS:CB	1:D:158:ILE:HD13	2.48	0.44
1:J:136:ASN:HA	1:J:137:PRO:HD3	1.50	0.44
1:A:675:ILE:HG23	1:A:676:ILE:N	2.32	0.44
1:D:266:GLU:OE1	1:D:659:MLY:NZ	2.51	0.44
1:D:485:GLU:OE1	1:D:583:HIS:ND1	2.49	0.44
3:L:101:THR:HA	3:L:137:ILE:O	2.18	0.44
3:I:101:THR:HA	3:I:137:ILE:O	2.18	0.44
1:G:330:GLU:O	1:G:333:ALA:HB3	2.17	0.44
1:G:798:LEU:HD22	3:I:126:LEU:CD1	2.41	0.44
2:E:137:TRP:CA	2:E:145:ALA:HB2	2.37	0.44
1:D:798:LEU:HA	1:D:798:LEU:HD12	1.36	0.44
1:G:226:ASN:HB2	1:G:227:PRO:CD	2.48	0.44

Continued on next page...

Continued from previous page...

Atom-1	Atom-2	Interatomic distance (Å)	Clash overlap (Å)
1:J:206:LYS:CE	1:J:217:THR:HG23	2.29	0.44
1:J:84:MLY:HH11	1:J:719:ASP:C	2.39	0.44
1:D:206:LYS:CE	1:D:217:THR:HG23	2.29	0.44
1:D:218:LEU:HD22	1:D:222:ILE:HG13	1.95	0.44
1:A:639:GLY:H	4:4:344:SER:HB3	1.82	0.44
1:A:831:TRP:CG	2:B:51:PHE:CZ	3.03	0.44
1:J:599:ASN:CG	1:J:649:VAL:CB	2.80	0.44
4:7:205:GLU:O	4:7:208:ILE:HG22	2.18	0.44
4:8:287:ILE:HA	4:W:202:THR:HG21	1.59	0.44
4:X:205:GLU:O	4:X:208:ILE:HG22	2.18	0.44
1:D:711:PHE:HB3	1:D:766:PHE:HB3	1.99	0.44
1:A:174:SER:OG	1:A:669:PRO:HA	2.18	0.44
1:A:175:ILE:C	1:A:176:LEU:HD12	2.38	0.44
1:A:753:VAL:HG12	1:A:775:LEU:CD1	2.47	0.44
4:W:220:ALA:HB3	4:W:223:PHE:CD1	2.53	0.44
4:8:220:ALA:HB3	4:8:223:PHE:CD1	2.53	0.44
1:J:493:HIS:O	1:J:496:PHE:HB3	2.18	0.44
1:D:195:TYR:CE2	1:D:199:ILE:HD12	2.52	0.44
1:D:346:ASP:O	1:D:350:ALA:N	2.46	0.44
1:G:14:ALA:N	1:G:15:PRO:CD	2.81	0.44
1:A:123:CYS:HB2	1:A:158:ILE:HD13	2.00	0.44
1:J:144:ARG:HA	1:J:144:ARG:HD2	1.78	0.44
1:J:55:MLY:HH23	1:J:60:VAL:HG22	1.99	0.44
1:J:308:ASN:HA	1:J:309:PRO:HD2	1.88	0.44
1:J:675:ILE:HG23	1:J:676:ILE:N	2.33	0.44
1:D:485:GLU:OE2	1:D:584:TYR:N	2.50	0.44
1:J:193:ILE:HD11	1:J:250:ILE:CD1	2.48	0.44
1:G:193:ILE:HD11	1:G:250:ILE:CD1	2.48	0.44
1:J:836:PHE:CD2	2:K:160:GLY:C	2.87	0.44
4:Y:171:LEU:HA	4:Y:172:PRO:HD2	1.84	0.44
3:F:122:GLU:HA	3:F:125:GLU:OE1	2.18	0.44
1:G:439:LEU:N	1:G:439:LEU:CD1	2.81	0.44
1:D:439:LEU:CD1	1:D:439:LEU:N	2.81	0.44
1:D:724:TYR:C	1:D:782:MLY:CH1	2.79	0.43
2:B:137:TRP:CZ3	2:B:145:ALA:N	2.81	0.43
1:A:217:THR:HG22	1:A:218:LEU:N	2.33	0.43
1:J:576:GLU:CG	1:J:577:ALA:N	2.44	0.43
1:D:540:CYS:C	4:5:349:LEU:HD21	2.36	0.43
1:D:530:MET:CB	4:5:354:GLN:CB	2.95	0.43
1:G:639:GLY:H	4:6:344:SER:HB3	1.83	0.43
1:G:578:HIS:HB3	1:G:592:ILE:CD1	2.38	0.43

Continued on next page...

Continued from previous page...

Atom-1	Atom-2	Interatomic distance (Å)	Clash overlap (Å)
1:A:787:ILE:HG23	1:A:791:GLN:HG3	2.00	0.43
1:D:40:VAL:HG23	1:D:76:GLN:O	2.18	0.43
1:G:107:MLY:CB	1:G:686:MET:HE2	2.37	0.43
1:J:129:TYR:HD1	1:J:129:TYR:HA	1.65	0.43
4:W:193:LEU:O	4:W:198:TYR:HD2	2.01	0.43
4:2:193:LEU:O	4:2:198:TYR:HD2	2.01	0.43
1:G:123:CYS:CB	1:G:158:ILE:HD13	2.48	0.43
1:G:309:PRO:C	1:G:311:ASP:H	2.22	0.43
1:D:134:VAL:C	1:D:136:ASN:H	2.16	0.43
1:D:48:VAL:HA	1:D:104:TYR:OH	2.17	0.43
1:D:485:GLU:HA	1:D:584:TYR:HE2	1.83	0.43
1:A:391:GLY:HA3	1:A:616:VAL:HG23	2.00	0.43
3:L:69:LEU:HB3	3:L:70:PRO:HD3	1.99	0.43
4:V:299:MET:HE2	4:V:331:ALA:HB2	2.00	0.43
1:D:516:GLY:O	1:D:518:ASP:N	2.51	0.43
1:J:541:MET:HB3	4:7:345:ILE:HG22	2.01	0.43
1:D:639:GLY:H	4:5:344:SER:HB3	1.83	0.43
1:A:534:SER:CB	4:4:351:THR:HA	2.48	0.43
1:A:201:ALA:O	1:A:202:SER:OG	2.36	0.43
2:E:88:LEU:HB3	2:E:91:ALA:HB2	1.98	0.43
4:3:287:ILE:CB	4:5:204:ALA:H	2.13	0.43
1:D:55:MLY:HH23	1:D:60:VAL:HG22	1.99	0.43
1:D:173:GLN:HG3	1:D:670:HIS:HD2	1.82	0.43
1:J:174:SER:OG	1:J:669:PRO:HA	2.18	0.43
1:A:753:VAL:HG12	1:A:775:LEU:CG	2.47	0.43
1:J:835:PHE:O	1:J:839:MLY:N	2.49	0.43
4:4:220:ALA:HB3	4:4:223:PHE:CD1	2.53	0.43
1:D:64:THR:CG2	1:D:65:GLU:H	2.32	0.43
4:5:253:GLU:HA	4:5:256:ARG:CG	2.42	0.43
4:3:193:LEU:O	4:3:198:TYR:HD2	2.01	0.43
1:D:123:CYS:HB2	1:D:158:ILE:HD13	2.00	0.43
1:G:322:VAL:CG1	1:G:325:ILE:HG13	2.48	0.43
1:D:400:ALA:CB	1:D:606:THR:HG22	2.48	0.43
1:J:391:GLY:HA3	1:J:616:VAL:HG23	2.00	0.43
1:J:246:PHE:HB3	1:J:270:LEU:HD12	2.01	0.43
1:G:787:ILE:HG23	1:G:791:GLN:HG3	2.00	0.43
2:E:112:ILE:O	2:E:148:VAL:N	2.50	0.43
1:A:747:LEU:C	1:A:749:GLY:N	2.71	0.43
1:D:747:LEU:C	1:D:749:GLY:N	2.72	0.43
2:B:129:THR:HG23	2:B:132:GLU:OE1	2.18	0.43
1:J:813:ILE:HG23	2:K:128:PHE:CZ	2.53	0.43

Continued on next page...

Continued from previous page...

Atom-1	Atom-2	Interatomic distance (Å)	Clash overlap (Å)
1:J:409:GLY:N	1:J:636:LYS:CD	2.70	0.43
1:J:711:PHE:HB3	1:J:766:PHE:HB3	2.00	0.43
1:G:725:ARG:CZ	1:G:737:PHE:CZ	3.01	0.43
3:C:122:GLU:HA	3:C:125:GLU:OE1	2.18	0.43
1:A:549:SER:C	4:6:45:VAL:O	2.56	0.43
1:G:834:LEU:HD11	2:H:51:PHE:CD1	2.52	0.43
3:C:50:LEU:O	3:C:53:PRO:HG2	2.18	0.43
1:G:692:LEU:HA	1:G:692:LEU:HD23	1.84	0.43
4:Y:220:ALA:HB3	4:Y:223:PHE:CD1	2.53	0.43
1:A:496:PHE:HB2	1:A:515:PHE:CD2	2.53	0.43
1:J:496:PHE:HB2	1:J:515:PHE:CD2	2.53	0.43
1:A:436:MLY:HE3	1:A:626:TYR:HE1	1.77	0.43
4:V:193:LEU:O	4:V:198:TYR:HD2	2.01	0.43
4:6:193:LEU:O	4:6:198:TYR:HD2	2.01	0.43
1:G:486:MLY:HH22	1:G:527:GLU:CD	2.37	0.43
1:J:322:VAL:HA	1:J:323:PRO:HD3	1.87	0.43
1:D:322:VAL:CG1	1:D:325:ILE:HG13	2.48	0.43
1:A:348:MLY:HH12	1:A:348:MLY:HD2	1.82	0.43
1:J:48:VAL:HA	1:J:104:TYR:OH	2.18	0.43
1:G:266:GLU:OE1	1:G:659:MLY:NZ	2.51	0.43
1:G:48:VAL:HA	1:G:104:TYR:OH	2.18	0.43
3:C:119:THR:O	3:C:123:VAL:HG23	2.18	0.43
3:F:101:THR:HA	3:F:137:ILE:O	2.18	0.43
1:D:193:ILE:HD11	1:D:250:ILE:CD1	2.48	0.43
4:0:205:GLU:O	4:0:208:ILE:HG22	2.18	0.43
1:G:391:GLY:HA3	1:G:616:VAL:HG23	2.01	0.43
1:G:783:LEU:CD1	1:G:783:LEU:N	2.78	0.43
1:G:795:ARG:HE	3:I:118:MET:CE	2.31	0.43
1:A:725:ARG:CZ	1:A:737:PHE:CZ	3.01	0.43
1:D:726:VAL:CA	1:D:782:MLY:HH13	2.45	0.43
1:D:793:ARG:HE	3:F:147:MET:CG	2.31	0.43
1:J:541:MET:HG2	4:7:345:ILE:HG22	2.00	0.43
1:D:530:MET:CE	4:5:354:GLN:HG3	2.35	0.43
1:G:568:PRO:CG	1:G:578:HIS:H	2.29	0.43
1:J:790:THR:N	3:L:87:PHE:HE2	2.12	0.43
1:G:201:ALA:O	1:G:202:SER:OG	2.36	0.43
1:A:642:LYS:HG3	4:4:23:GLY:CA	2.32	0.43
4:2:220:ALA:HB3	4:2:223:PHE:CD1	2.53	0.43
1:D:166:MET:CE	1:D:254:PHE:CD2	3.01	0.43
1:D:292:MET:CE	1:D:309:PRO:CA	2.97	0.43
1:A:14:ALA:N	1:A:15:PRO:CD	2.81	0.43

Continued on next page...

Continued from previous page...

Atom-1	Atom-2	Interatomic distance (Å)	Clash overlap (Å)
1:A:322:VAL:CG1	1:A:325:ILE:HG13	2.49	0.43
1:J:266:GLU:OE1	1:J:659:MLY:NZ	2.51	0.43
1:A:109:ARG:CD	1:A:117:THR:HB	2.48	0.43
4:4:149:THR:HA	4:4:165:ILE:O	2.19	0.43
4:7:149:THR:HA	4:7:165:ILE:O	2.19	0.43
4:3:149:THR:HA	4:3:165:ILE:O	2.19	0.43
1:J:757:GLN:OE1	1:J:773:GLY:CA	2.66	0.43
1:G:217:THR:HG22	1:G:218:LEU:N	2.34	0.43
1:G:218:LEU:HD22	1:G:222:ILE:HG13	1.95	0.43
1:G:226:ASN:N	1:G:227:PRO:HD2	2.32	0.43
1:J:217:THR:HG22	1:J:218:LEU:N	2.34	0.43
1:J:541:MET:CE	4:7:346:LEU:HD12	2.47	0.43
1:J:529:PRO:HB3	4:7:354:GLN:HA	2.00	0.43
1:J:503:TYR:CZ	1:J:711:PHE:CE2	3.05	0.43
1:D:541:MET:CE	4:5:346:LEU:HD12	2.48	0.43
1:D:530:MET:HA	4:5:354:GLN:CD	2.11	0.43
1:G:708:ARG:HA	1:G:714:ARG:NH2	2.33	0.43
1:G:92:ALA:HB3	1:G:764:MLY:HH13	1.31	0.43
1:G:643:GLY:CA	4:6:24:ASP:OD1	2.62	0.43
1:D:224:SER:O	1:D:227:PRO:HD2	2.17	0.43
1:A:540:CYS:C	4:4:349:LEU:HD21	2.36	0.43
1:A:529:PRO:HB3	4:4:354:GLN:HA	1.99	0.43
1:A:537:GLU:OE1	4:4:350:SER:HA	2.19	0.43
1:A:568:PRO:CG	1:A:578:HIS:H	2.30	0.43
1:A:295:MLY:CE	1:A:332:MET:CE	2.96	0.43
1:G:295:MLY:CE	1:G:332:MET:CE	2.97	0.43
4:3:205:GLU:O	4:3:208:ILE:HG22	2.18	0.43
4:Z:205:GLU:O	4:Z:208:ILE:HG22	2.18	0.43
4:2:205:GLU:O	4:2:208:ILE:HG22	2.18	0.43
1:D:508:ILE:CG2	1:D:766:PHE:CD1	3.01	0.43
3:I:49:ILE:CA	3:I:52:ASN:ND2	2.53	0.43
1:A:40:VAL:HG23	1:A:76:GLN:O	2.19	0.43
1:G:689:GLU:HA	1:G:692:LEU:HB2	1.99	0.43
1:G:174:SER:OG	1:G:669:PRO:HA	2.18	0.43
1:A:320:ILE:O	1:A:320:ILE:HG22	2.18	0.43
1:A:129:TYR:HA	1:A:129:TYR:HD1	1.65	0.43
1:G:496:PHE:HB2	1:G:515:PHE:CD2	2.53	0.43
1:D:493:HIS:O	1:D:496:PHE:HB3	2.18	0.43
1:D:155:ILE:HG22	1:D:156:PHE:N	2.33	0.43
1:A:486:MLY:HH22	1:A:527:GLU:CD	2.37	0.43
1:J:166:MET:CE	1:J:254:PHE:HB2	2.47	0.43

Continued on next page...

Continued from previous page...

Atom-1	Atom-2	Interatomic distance (Å)	Clash overlap (Å)
1:A:86:ASP:OD2	1:A:87:MLY:HH22	2.19	0.43
1:G:292:MET:CE	1:G:309:PRO:CA	2.97	0.43
1:J:322:VAL:CG1	1:J:325:ILE:HG13	2.49	0.43
3:C:101:THR:HA	3:C:137:ILE:O	2.18	0.43
1:A:476:GLU:H	1:A:476:GLU:CD	2.22	0.43
4:0:149:THR:HA	4:0:165:ILE:O	2.19	0.43
4:2:149:THR:HA	4:2:165:ILE:O	2.19	0.43
1:D:723:ARG:NH1	1:D:723:ARG:CG	2.80	0.43
1:D:789:ALA:C	3:F:87:PHE:HE2	2.11	0.43
1:A:449:LEU:HD12	1:A:449:LEU:HA	1.60	0.43
1:J:537:GLU:OE1	4:7:350:SER:HA	2.19	0.43
1:J:530:MET:HA	4:7:354:GLN:CD	2.11	0.43
1:J:725:ARG:CZ	1:J:737:PHE:CZ	3.01	0.43
1:J:747:LEU:C	1:J:749:GLY:N	2.71	0.43
1:G:711:PHE:HB3	1:G:766:PHE:HB3	2.00	0.43
1:G:549:SER:C	4:8:45:VAL:O	2.57	0.43
1:D:226:ASN:HB2	1:D:227:PRO:CD	2.47	0.43
1:A:639:GLY:CA	4:4:344:SER:O	2.40	0.43
1:G:332:MET:H	1:G:332:MET:HG2	1.52	0.43
4:V:205:GLU:O	4:V:208:ILE:HG22	2.18	0.43
1:G:40:VAL:HG23	1:G:76:GLN:O	2.19	0.43
2:E:163:ALA:CA	2:K:21:GLU:HB3	2.37	0.43
1:A:612:GLN:NE2	1:A:627:GLY:H	2.14	0.43
4:X:193:LEU:O	4:X:198:TYR:HD2	2.01	0.43
1:J:14:ALA:N	1:J:15:PRO:CD	2.81	0.43
1:A:266:GLU:OE1	1:A:659:MLY:NZ	2.51	0.43
3:L:119:THR:O	3:L:123:VAL:HG23	2.18	0.43
1:J:400:ALA:CB	1:J:606:THR:HG22	2.49	0.43
4:X:149:THR:HA	4:X:165:ILE:O	2.19	0.43
1:G:516:GLY:O	1:G:518:ASP:N	2.51	0.43
4:Z:149:THR:HA	4:Z:165:ILE:O	2.19	0.43
1:A:151:ALA:HB1	1:A:152:PRO:HD2	2.01	0.43
1:D:391:GLY:HA3	1:D:616:VAL:HG23	2.00	0.43
4:6:149:THR:HA	4:6:165:ILE:O	2.19	0.43
1:D:246:PHE:HB3	1:D:270:LEU:HD12	2.01	0.43
1:D:725:ARG:CZ	1:D:737:PHE:CE1	3.01	0.43
1:D:789:ALA:O	3:F:87:PHE:HZ	1.98	0.43
1:A:442:VAL:O	1:A:445:ILE:HB	2.19	0.43
1:J:224:SER:O	1:J:227:PRO:HD2	2.17	0.43
1:G:725:ARG:CZ	1:G:737:PHE:CE1	3.02	0.43
1:J:725:ARG:CZ	1:J:737:PHE:CE1	3.02	0.43

Continued on next page...

Continued from previous page...

Atom-1	Atom-2	Interatomic distance (Å)	Clash overlap (Å)
1:D:541:MET:HG2	4:5:345:ILE:HG23	2.01	0.43
1:G:541:MET:HG2	4:6:345:ILE:HG22	2.00	0.43
1:A:541:MET:HB3	4:4:345:ILE:HG22	2.00	0.43
1:D:295:MLY:HG3	1:D:332:MET:HE2	2.00	0.43
1:A:715:VAL:HG11	1:A:720:PHE:CD1	2.50	0.43
1:D:822:SER:OG	2:E:87:LYS:O	2.20	0.43
4:7:287:ILE:CB	4:V:204:ALA:H	2.13	0.43
1:D:818:TYR:CB	2:E:89:LYS:HB2	2.48	0.43
4:7:220:ALA:HB3	4:7:223:PHE:CD1	2.53	0.43
1:J:64:THR:CG2	1:J:65:GLU:H	2.32	0.43
1:A:155:ILE:HG22	1:A:156:PHE:N	2.33	0.43
1:G:86:ASP:OD2	1:G:87:MLY:HH22	2.19	0.43
1:J:123:CYS:HB2	1:J:158:ILE:HD13	2.00	0.43
1:J:724:TYR:HB3	1:J:727:LEU:CD1	2.48	0.43
1:J:485:GLU:OE2	1:J:584:TYR:N	2.50	0.43
1:A:400:ALA:CB	1:A:606:THR:HG22	2.48	0.43
4:3:217:CYS:C	4:3:218:TYR:HD1	2.22	0.43
1:G:294:ASN:OD1	1:G:307:THR:HG21	2.19	0.43
4:8:149:THR:HA	4:8:165:ILE:O	2.19	0.43
1:D:712:PRO:HB2	1:D:713:SER:H	1.61	0.43
1:A:369:MLY:HD3	1:A:369:MLY:HH22	1.79	0.43
1:D:725:ARG:HA	1:D:732:ILE:HG22	1.99	0.43
2:K:140:PHE:HA	2:K:141:PRO:HD2	1.57	0.43
1:A:551:MLY:C	4:6:47:MET:HA	2.48	0.43
1:A:533:PHE:HA	1:A:533:PHE:HD1	1.79	0.43
1:J:201:ALA:O	1:J:202:SER:OG	2.36	0.43
4:V:220:ALA:HB3	4:V:223:PHE:CD1	2.53	0.43
1:J:195:TYR:CD2	1:J:199:ILE:HD13	2.54	0.43
4:Y:193:LEU:O	4:Y:198:TYR:HD2	2.01	0.43
4:8:193:LEU:O	4:8:198:TYR:HD2	2.01	0.43
1:D:14:ALA:N	1:D:15:PRO:CD	2.81	0.43
1:D:144:ARG:HA	1:D:144:ARG:HD2	1.78	0.43
1:J:292:MET:CE	1:J:309:PRO:CA	2.97	0.43
1:J:309:PRO:C	1:J:311:ASP:H	2.22	0.43
3:F:119:THR:O	3:F:123:VAL:HG23	2.18	0.43
1:D:17:LEU:HD12	1:D:17:LEU:HA	1.68	0.43
1:J:169:ASP:O	1:J:170:ARG:HB2	2.19	0.43
1:A:330:GLU:H	1:A:330:GLU:HG2	1.55	0.43
1:G:500:GLN:HB2	1:G:512:PHE:CZ	2.54	0.43
1:A:500:GLN:HB2	1:A:512:PHE:CZ	2.54	0.43
3:F:69:LEU:HB3	3:F:70:PRO:HD3	1.99	0.43

Continued on next page...

Continued from previous page...

Atom-1	Atom-2	Interatomic distance (Å)	Clash overlap (Å)
1:G:206:LYS:CE	1:G:217:THR:HG23	2.30	0.43
1:G:442:VAL:O	1:G:445:ILE:HB	2.19	0.43
1:G:445:ILE:HG22	1:G:449:LEU:HD22	2.01	0.43
1:J:549:SER:C	4:V:45:VAL:O	2.56	0.43
1:G:725:ARG:HA	1:G:732:ILE:HG22	1.99	0.43
1:D:529:PRO:HB3	4:5:354:GLN:HA	2.00	0.43
1:A:578:HIS:HB3	1:A:592:ILE:CD1	2.38	0.43
1:A:408:VAL:HG22	1:A:636:LYS:HG2	1.51	0.43
1:J:783:LEU:HA	1:J:786:ILE:HB	2.00	0.43
1:A:502:GLU:HG2	1:A:766:PHE:CE1	2.54	0.43
4:V:287:ILE:HD11	4:X:202:THR:HA	1.66	0.43
4:X:290:ARG:HH22	4:Z:202:THR:CG2	2.17	0.43
1:D:174:SER:OG	1:D:669:PRO:HA	2.18	0.43
1:J:320:ILE:O	1:J:320:ILE:HG22	2.18	0.43
4:1:220:ALA:HB3	4:1:223:PHE:CD1	2.53	0.43
4:7:193:LEU:O	4:7:198:TYR:HD2	2.01	0.43
1:G:109:ARG:CD	1:G:117:THR:HB	2.48	0.43
1:A:485:GLU:OE1	1:A:583:HIS:ND1	2.49	0.43
1:J:109:ARG:CD	1:J:117:THR:HB	2.49	0.43
4:1:180:LEU:HD11	4:1:261:LEU:HD23	2.01	0.43
1:J:97:LEU:HD12	1:J:97:LEU:HA	1.67	0.43
1:A:330:GLU:O	1:A:333:ALA:HB3	2.17	0.43
4:W:149:THR:HA	4:W:165:ILE:O	2.19	0.43
1:G:151:ALA:HB1	1:G:152:PRO:HD2	2.01	0.43
3:C:69:LEU:HB3	3:C:70:PRO:HD3	1.99	0.43
1:A:294:ASN:OD1	1:A:307:THR:HG21	2.19	0.43
3:I:11:LYS:HE2	3:I:11:LYS:HB3	1.83	0.43
1:A:725:ARG:HA	1:A:732:ILE:HG22	1.99	0.43
2:B:140:PHE:CD2	2:B:144:VAL:HG11	2.54	0.43
1:D:829:TRP:O	1:D:832:MET:N	2.50	0.43
1:G:213:LYS:HA	1:G:220:ASP:OD2	2.19	0.43
1:J:442:VAL:O	1:J:445:ILE:HB	2.19	0.43
1:J:568:PRO:O	1:J:570:PRO:HD3	2.19	0.43
1:G:747:LEU:C	1:G:749:GLY:N	2.71	0.43
1:D:550:PHE:C	4:7:46:GLY:CA	2.87	0.43
1:A:636:LYS:CB	4:4:334:GLU:OE1	2.67	0.43
1:D:599:ASN:CG	1:D:649:VAL:CB	2.80	0.43
4:8:324:THR:O	4:W:244:ASP:HA	2.08	0.43
1:A:493:HIS:O	1:A:496:PHE:HB3	2.18	0.43
1:G:195:TYR:CD2	1:G:199:ILE:HD13	2.54	0.43
4:0:193:LEU:O	4:0:198:TYR:HD2	2.01	0.43

Continued on next page...

Continued from previous page...

Atom-1	Atom-2	Interatomic distance (Å)	Clash overlap (Å)
1:A:91:MET:CE	1:A:119:SER:HB2	2.47	0.43
1:A:309:PRO:C	1:A:311:ASP:H	2.22	0.43
1:D:715:VAL:HG12	1:D:720:PHE:HB2	2.00	0.43
4:Z:180:LEU:HD11	4:Z:261:LEU:HD23	2.01	0.43
1:D:169:ASP:O	1:D:170:ARG:HB2	2.19	0.43
4:1:217:CYS:C	4:1:218:TYR:HD1	2.22	0.43
4:Y:217:CYS:C	4:Y:218:TYR:HD1	2.23	0.43
1:G:476:GLU:H	1:G:476:GLU:CD	2.21	0.43
4:Y:149:THR:HA	4:Y:165:ILE:O	2.19	0.43
1:G:246:PHE:HB3	1:G:270:LEU:HD12	2.01	0.43
4:W:222:ASP:OD1	4:W:224:GLU:HB3	2.19	0.43
1:D:725:ARG:CZ	1:D:737:PHE:CZ	3.01	0.42
1:D:787:ILE:HG23	1:D:791:GLN:HG3	2.00	0.42
1:J:530:MET:CB	4:7:354:GLN:CB	2.95	0.42
1:J:541:MET:HG2	4:7:345:ILE:HG23	2.01	0.42
1:D:549:SER:C	4:7:45:VAL:O	2.57	0.42
1:G:715:VAL:HG12	1:G:720:PHE:HB2	2.00	0.42
1:G:568:PRO:O	1:G:570:PRO:HD3	2.19	0.42
1:D:217:THR:HG22	1:D:218:LEU:N	2.34	0.42
1:D:442:VAL:O	1:D:445:ILE:HB	2.19	0.42
1:J:787:ILE:HG23	1:J:791:GLN:HG3	2.00	0.42
4:4:205:GLU:O	4:4:208:ILE:HG22	2.18	0.42
3:I:63:ILE:CG2	3:I:64:THR:H	2.32	0.42
1:G:829:TRP:O	1:G:832:MET:N	2.50	0.42
1:A:689:GLU:HA	1:A:692:LEU:HB2	2.00	0.42
1:G:129:TYR:HD1	1:G:129:TYR:HA	1.65	0.42
4:5:220:ALA:HB3	4:5:223:PHE:CD1	2.53	0.42
4:0:220:ALA:HB3	4:0:223:PHE:CD1	2.53	0.42
4:X:220:ALA:HB3	4:X:223:PHE:CD1	2.53	0.42
4:Z:220:ALA:HB3	4:Z:223:PHE:CD1	2.53	0.42
1:J:406:VAL:O	1:J:412:ALA:HA	2.19	0.42
1:A:64:THR:CG2	1:A:65:GLU:H	2.32	0.42
1:D:195:TYR:CD2	1:D:199:ILE:HD13	2.54	0.42
1:A:195:TYR:CD2	1:A:199:ILE:HD13	2.54	0.42
1:A:292:MET:CE	1:A:309:PRO:CA	2.97	0.42
4:2:180:LEU:HD11	4:2:261:LEU:HD23	2.01	0.42
4:5:180:LEU:HD11	4:5:261:LEU:HD23	2.01	0.42
4:4:180:LEU:HD11	4:4:261:LEU:HD23	2.01	0.42
4:0:180:LEU:HD11	4:0:261:LEU:HD23	2.02	0.42
1:G:289:TYR:OH	1:G:315:VAL:O	2.27	0.42
1:G:443:ILE:HG22	1:G:444:ARG:N	2.29	0.42

Continued on next page...

Continued from previous page...

Atom-1	Atom-2	Interatomic distance (Å)	Clash overlap (Å)
1:J:294:ASN:OD1	1:J:307:THR:HG21	2.19	0.42
1:A:246:PHE:HB3	1:A:270:LEU:HD12	2.01	0.42
2:K:112:ILE:O	2:K:148:VAL:N	2.50	0.42
1:D:834:LEU:HD21	2:E:54:MET:HG2	1.96	0.42
1:A:445:ILE:HG22	1:A:449:LEU:HD22	2.01	0.42
1:J:84:MLY:CG	1:J:719:ASP:OD2	2.66	0.42
1:J:747:LEU:O	1:J:749:GLY:N	2.52	0.42
1:D:206:LYS:HD2	1:D:217:THR:CG2	2.17	0.42
4:6:287:ILE:CB	4:8:204:ALA:H	2.13	0.42
4:7:287:ILE:HA	4:V:202:THR:HG21	1.59	0.42
3:F:50:LEU:O	3:F:53:PRO:HG2	2.18	0.42
1:J:40:VAL:HG23	1:J:76:GLN:O	2.19	0.42
2:E:149:ASP:CG	2:E:150:TYR:N	2.49	0.42
1:D:692:LEU:HD23	1:D:692:LEU:HA	1.84	0.42
1:A:692:LEU:HA	1:A:692:LEU:HD23	1.84	0.42
1:D:701:LEU:HA	1:D:701:LEU:HD12	1.55	0.42
1:A:62:VAL:O	1:A:69:THR:HA	2.19	0.42
1:G:64:THR:CG2	1:G:65:GLU:H	2.32	0.42
1:J:62:VAL:HG12	1:J:63:MLY:N	2.34	0.42
1:D:496:PHE:HB2	1:D:515:PHE:CD2	2.54	0.42
4:Z:193:LEU:O	4:Z:198:TYR:HD2	2.01	0.42
1:G:141:LEU:N	1:G:141:LEU:HD12	2.32	0.42
4:3:180:LEU:HD11	4:3:261:LEU:HD23	2.02	0.42
4:W:217:CYS:C	4:W:218:TYR:HD1	2.22	0.42
4:5:217:CYS:C	4:5:218:TYR:HD1	2.22	0.42
4:Y:222:ASP:OD1	4:Y:224:GLU:HB3	2.19	0.42
4:1:149:THR:HA	4:1:165:ILE:O	2.19	0.42
1:D:673:ARG:HA	1:D:673:ARG:HD2	1.79	0.42
4:2:315:LYS:HD2	4:2:315:LYS:HA	1.92	0.42
1:G:798:LEU:HD12	1:G:798:LEU:HA	1.36	0.42
2:E:140:PHE:CD2	2:E:144:VAL:HG11	2.54	0.42
2:H:144:VAL:HG12	2:H:153:ILE:HD13	1.92	0.42
1:D:829:TRP:HE1	2:E:67:MET:CB	2.26	0.42
1:J:445:ILE:HG22	1:J:449:LEU:HD22	2.01	0.42
1:J:449:LEU:N	1:J:449:LEU:CD1	2.81	0.42
1:G:747:LEU:O	1:G:749:GLY:N	2.52	0.42
1:G:529:PRO:HB3	4:6:354:GLN:HA	2.00	0.42
1:G:406:VAL:O	1:G:412:ALA:HA	2.19	0.42
1:D:449:LEU:N	1:D:449:LEU:CD1	2.82	0.42
4:6:205:GLU:O	4:6:208:ILE:HG22	2.18	0.42
1:D:741:LYS:HG2	1:D:742:LYS:N	2.35	0.42

Continued on next page...

Continued from previous page...

Atom-1	Atom-2	Interatomic distance (Å)	Clash overlap (Å)
1:J:278:GLN:HE21	1:J:278:GLN:HB3	1.42	0.42
1:D:62:VAL:HG12	1:D:63:MLY:N	2.35	0.42
4:4:206:ARG:O	4:4:209:VAL:HG12	2.20	0.42
1:A:724:TYR:HB3	1:A:727:LEU:CD1	2.48	0.42
1:A:402:CYS:C	1:A:404:PRO:HD3	2.39	0.42
4:Y:180:LEU:HD11	4:Y:261:LEU:HD23	2.01	0.42
4:X:180:LEU:HD11	4:X:261:LEU:HD23	2.01	0.42
1:D:109:ARG:CD	1:D:117:THR:HB	2.49	0.42
4:O:217:CYS:C	4:O:218:TYR:HD1	2.22	0.42
1:A:829:TRP:O	1:A:832:MET:N	2.50	0.42
4:5:324:THR:N	4:7:245:GLY:CA	2.69	0.42
3:C:96:LYS:HG3	3:C:96:LYS:H	1.66	0.42
4:W:315:LYS:HD2	4:W:315:LYS:HA	1.92	0.42
1:D:733:PRO:CB	1:D:737:PHE:CE1	3.02	0.42
1:D:793:ARG:HG2	3:F:147:MET:HG2	2.01	0.42
1:J:831:TRP:CH2	2:K:34:ILE:CG2	2.95	0.42
2:B:114:LYS:CG	2:B:146:GLY:HA2	2.46	0.42
1:J:533:PHE:HD1	1:J:533:PHE:HA	1.79	0.42
1:G:551:MLY:C	4:8:47:MET:HA	2.48	0.42
1:A:797:PHE:HE2	3:C:126:LEU:CD2	1.91	0.42
1:D:445:ILE:HG22	1:D:449:LEU:HD22	2.01	0.42
1:A:831:TRP:CZ2	2:B:51:PHE:CE1	3.07	0.42
1:D:295:MLY:CE	1:D:332:MET:CE	2.97	0.42
1:A:214:MET:CA	1:A:340:ILE:HD11	2.46	0.42
4:8:205:GLU:O	4:8:208:ILE:HG22	2.18	0.42
4:8:287:ILE:CB	4:W:204:ALA:H	2.13	0.42
1:G:741:LYS:HG2	1:G:742:LYS:N	2.35	0.42
3:L:63:ILE:CG2	3:L:64:THR:H	2.33	0.42
1:D:175:ILE:C	1:D:176:LEU:HD12	2.38	0.42
1:J:173:GLN:HG3	1:J:670:HIS:CD2	2.54	0.42
1:G:173:GLN:HG3	1:G:670:HIS:CD2	2.55	0.42
1:D:320:ILE:O	1:D:320:ILE:HG22	2.17	0.42
1:G:62:VAL:O	1:G:69:THR:HA	2.19	0.42
1:J:86:ASP:OD2	1:J:87:MLY:HH22	2.19	0.42
1:G:123:CYS:HB2	1:G:158:ILE:HD13	2.00	0.42
1:J:485:GLU:HA	1:J:584:TYR:HE2	1.83	0.42
4:Z:217:CYS:C	4:Z:218:TYR:HD1	2.22	0.42
4:4:217:CYS:C	4:4:218:TYR:HD1	2.22	0.42
4:1:205:GLU:O	4:1:208:ILE:HG22	2.18	0.42
4:V:222:ASP:OD1	4:V:224:GLU:HB3	2.19	0.42
4:V:149:THR:HA	4:V:165:ILE:O	2.19	0.42

Continued on next page...

Continued from previous page...

Atom-1	Atom-2	Interatomic distance (Å)	Clash overlap (Å)
4:W:196:ARG:HH21	4:W:249:THR:HG23	1.85	0.42
1:A:625:THR:HG22	1:A:625:THR:H	1.48	0.42
2:E:140:PHE:HA	2:E:141:PRO:HD2	1.57	0.42
1:A:747:LEU:O	1:A:749:GLY:N	2.52	0.42
1:D:723:ARG:HE	1:D:779:ARG:HA	1.84	0.42
1:J:226:ASN:HB2	1:J:227:PRO:CD	2.47	0.42
1:J:534:SER:CB	4:7:351:THR:HA	2.49	0.42
1:J:578:HIS:CD2	1:J:592:ILE:H	2.38	0.42
1:J:93:MET:CA	1:J:714:ARG:HG3	2.44	0.42
1:D:534:SER:CB	4:5:351:THR:HA	2.49	0.42
1:G:534:SER:CB	4:6:351:THR:HA	2.50	0.42
1:G:578:HIS:CD2	1:G:592:ILE:H	2.38	0.42
1:A:541:MET:CE	4:4:346:LEU:HD12	2.48	0.42
1:J:295:MLY:CE	1:J:332:MET:CE	2.97	0.42
1:A:501:GLU:HA	1:A:762:HIS:CE1	2.54	0.42
1:A:712:PRO:HB2	1:A:713:SER:H	1.61	0.42
1:A:744:SER:O	1:A:748:LEU:HD12	2.20	0.42
4:Y:205:GLU:O	4:Y:208:ILE:HG22	2.18	0.42
4:W:205:GLU:O	4:W:208:ILE:HG22	2.18	0.42
4:5:205:GLU:O	4:5:208:ILE:HG22	2.18	0.42
1:J:175:ILE:C	1:J:176:LEU:HD12	2.39	0.42
1:J:271:GLU:OE1	1:J:274:ARG:NH1	2.53	0.42
1:J:354:LEU:HA	1:J:354:LEU:HD12	1.56	0.42
4:5:193:LEU:O	4:5:198:TYR:HD2	2.01	0.42
1:D:354:LEU:HA	1:D:354:LEU:HD12	1.56	0.42
1:G:346:ASP:O	1:G:350:ALA:N	2.46	0.42
1:A:38:VAL:HG13	1:A:39:PHE:N	2.35	0.42
1:D:519:LEU:H	1:D:519:LEU:HD12	1.83	0.42
1:D:14:ALA:HB3	1:D:15:PRO:CD	2.45	0.42
4:V:206:ARG:O	4:V:209:VAL:HG12	2.20	0.42
4:W:206:ARG:O	4:W:209:VAL:HG12	2.20	0.42
4:7:180:LEU:HD11	4:7:261:LEU:HD23	2.01	0.42
4:8:217:CYS:C	4:8:218:TYR:HD1	2.22	0.42
4:6:217:CYS:C	4:6:218:TYR:HD1	2.22	0.42
1:D:476:GLU:H	1:D:476:GLU:CD	2.22	0.42
4:4:196:ARG:HH21	4:4:249:THR:HG23	1.85	0.42
4:4:222:ASP:OD1	4:4:224:GLU:HB3	2.20	0.42
4:1:196:ARG:HH21	4:1:249:THR:HG23	1.85	0.42
4:X:222:ASP:OD1	4:X:224:GLU:HB3	2.19	0.42
1:G:842:LEU:N	1:G:842:LEU:CD1	2.82	0.42
1:D:725:ARG:HA	1:D:732:ILE:CG2	2.50	0.42

Continued on next page...

Continued from previous page...

Atom-1	Atom-2	Interatomic distance (Å)	Clash overlap (Å)
2:B:113:LYS:O	2:B:147:ASN:HB2	2.20	0.42
1:D:409:GLY:N	1:D:636:LYS:CD	2.71	0.42
1:A:791:GLN:OE1	3:C:116:GLU:HB2	2.20	0.42
1:D:822:SER:HG	2:E:88:LEU:HA	1.84	0.42
1:J:174:SER:HA	1:J:460:GLY:O	2.20	0.42
1:J:62:VAL:O	1:J:69:THR:HA	2.20	0.42
1:A:166:MET:CE	1:A:254:PHE:HB2	2.46	0.42
4:X:206:ARG:O	4:X:209:VAL:HG12	2.20	0.42
1:J:462:LEU:HD11	1:J:464:ILE:CD1	2.50	0.42
1:D:402:CYS:C	1:D:404:PRO:HD3	2.40	0.42
4:6:180:LEU:HD11	4:6:261:LEU:HD23	2.01	0.42
1:A:169:ASP:O	1:A:170:ARG:HB2	2.19	0.42
4:7:222:ASP:OD1	4:7:224:GLU:HB3	2.20	0.42
4:8:222:ASP:OD1	4:8:224:GLU:HB3	2.19	0.42
4:2:222:ASP:OD1	4:2:224:GLU:HB3	2.20	0.42
4:Z:196:ARG:HH21	4:Z:249:THR:HG23	1.85	0.42
4:2:324:THR:HG23	4:4:245:GLY:HA2	1.09	0.42
1:J:151:ALA:HB1	1:J:152:PRO:HD2	2.01	0.42
1:D:842:LEU:CD1	1:D:842:LEU:N	2.83	0.42
2:H:140:PHE:CD2	2:H:144:VAL:HG11	2.55	0.42
1:A:213:LYS:HA	1:A:220:ASP:OD2	2.19	0.42
1:D:636:LYS:CB	4:5:334:GLU:OE1	2.68	0.42
1:D:537:GLU:OE1	4:5:350:SER:HA	2.19	0.42
1:D:406:VAL:O	1:D:412:ALA:HA	2.20	0.42
1:A:568:PRO:O	1:A:570:PRO:HD3	2.19	0.42
1:J:795:ARG:HH21	3:L:116:GLU:HB3	1.84	0.42
1:D:204:GLU:N	1:D:207:LYS:HE3	2.23	0.42
1:A:642:LYS:HB3	4:4:24:ASP:HB2	1.37	0.42
1:J:214:MET:CA	1:J:340:ILE:HD11	2.45	0.42
1:A:501:GLU:CB	1:A:762:HIS:ND1	2.82	0.42
1:J:826:VAL:O	1:J:828:HIS:N	2.53	0.42
1:D:759:ALA:O	1:D:766:PHE:N	2.32	0.42
1:A:60:VAL:O	1:A:72:VAL:N	2.51	0.42
1:J:418:THR:CG2	1:J:419:VAL:N	2.79	0.42
1:D:279:LEU:CB	1:D:280:PRO:HD2	2.49	0.42
4:3:220:ALA:HB3	4:3:223:PHE:CD1	2.53	0.42
1:G:166:MET:CE	1:G:254:PHE:HB2	2.46	0.42
1:A:141:LEU:HD12	1:A:141:LEU:N	2.32	0.42
4:8:369:ILE:HG23	4:8:370:VAL:N	2.35	0.42
1:D:659:MLY:HD2	1:D:659:MLY:HH22	1.42	0.42
4:V:180:LEU:HD11	4:V:261:LEU:HD23	2.02	0.42

Continued on next page...

Continued from previous page...

Atom-1	Atom-2	Interatomic distance (Å)	Clash overlap (Å)
1:G:400:ALA:CB	1:G:606:THR:HG22	2.49	0.42
4:7:217:CYS:C	4:7:218:TYR:HD1	2.22	0.42
4:V:217:CYS:C	4:V:218:TYR:HD1	2.23	0.42
4:Z:222:ASP:OD1	4:Z:224:GLU:HB3	2.19	0.42
4:5:149:THR:HA	4:5:165:ILE:O	2.19	0.42
1:A:757:GLN:CD	1:A:771:LEU:CD1	2.86	0.42
2:K:140:PHE:CD2	2:K:144:VAL:HG11	2.54	0.42
1:J:715:VAL:HG12	1:J:720:PHE:HB2	2.00	0.42
1:G:733:PRO:CB	1:G:737:PHE:CE1	3.02	0.42
1:A:553:MLY:HE2	4:6:45:VAL:CA	2.38	0.42
1:D:839:MLY:N	1:D:840:PRO:HD2	2.35	0.42
1:J:332:MET:HG2	1:J:332:MET:H	1.52	0.42
1:D:174:SER:HA	1:D:460:GLY:O	2.20	0.42
1:A:173:GLN:HG3	1:A:670:HIS:CD2	2.54	0.42
1:A:195:TYR:CE2	1:A:199:ILE:HD13	2.55	0.42
4:2:193:LEU:HD11	4:2:250:ILE:HG13	2.02	0.42
1:G:38:VAL:HG13	1:G:39:PHE:N	2.35	0.42
1:J:11:GLY:O	1:J:14:ALA:HB3	2.20	0.42
4:1:206:ARG:O	4:1:209:VAL:HG12	2.20	0.42
4:W:369:ILE:HG23	4:W:370:VAL:N	2.35	0.42
4:1:369:ILE:HG23	4:1:370:VAL:N	2.35	0.42
4:Y:369:ILE:HG23	4:Y:370:VAL:N	2.35	0.42
1:G:633:GLY:HA2	4:6:25:ASP:HA	1.26	0.42
4:W:180:LEU:HD11	4:W:261:LEU:HD23	2.02	0.42
4:5:222:ASP:OD1	4:5:224:GLU:HB3	2.19	0.42
4:6:222:ASP:OD1	4:6:224:GLU:HB3	2.19	0.42
1:D:294:ASN:OD1	1:D:307:THR:HG21	2.19	0.42
1:J:500:GLN:HB2	1:J:512:PHE:CZ	2.54	0.42
4:1:171:LEU:HA	4:1:172:PRO:HD2	1.84	0.42
1:G:732:ILE:HG23	1:G:747:LEU:HD12	0.95	0.42
1:D:541:MET:CG	4:5:345:ILE:C	2.87	0.42
1:D:578:HIS:CD2	1:D:592:ILE:H	2.38	0.42
1:A:797:PHE:CD2	1:A:798:LEU:HD12	2.55	0.42
1:D:215:GLN:H	1:D:340:ILE:CD1	2.21	0.42
1:D:271:GLU:OE1	1:D:274:ARG:NH1	2.53	0.42
4:5:221:LEU:HA	4:5:312:ARG:HG2	2.02	0.42
1:A:406:VAL:O	1:A:412:ALA:HA	2.19	0.42
1:J:195:TYR:CE2	1:J:199:ILE:HD13	2.55	0.42
4:Y:193:LEU:HD11	4:Y:250:ILE:HG13	2.02	0.42
4:X:193:LEU:HD11	4:X:250:ILE:HG13	2.02	0.42
4:0:206:ARG:O	4:0:209:VAL:HG12	2.20	0.42

Continued on next page...

Continued from previous page...

Atom-1	Atom-2	Interatomic distance (Å)	Clash overlap (Å)
4:3:369:ILE:HG23	4:3:370:VAL:N	2.35	0.42
1:D:462:LEU:HD11	1:D:464:ILE:CD1	2.50	0.42
1:D:744:SER:O	1:D:748:LEU:HD12	2.20	0.42
4:8:180:LEU:HD11	4:8:261:LEU:HD23	2.01	0.42
1:D:471:ASP:CB	1:D:573:GLY:O	2.68	0.42
1:G:97:LEU:HD12	1:G:97:LEU:HA	1.67	0.42
4:X:324:THR:HG23	4:Z:245:GLY:HA2	1.09	0.42
4:0:222:ASP:OD1	4:0:224:GLU:HB3	2.19	0.42
4:0:196:ARG:HH21	4:0:249:THR:HG23	1.85	0.42
1:D:690:LEU:O	1:D:694:GLN:HG3	2.20	0.42
1:A:725:ARG:CZ	1:A:737:PHE:CE1	3.02	0.42
1:D:747:LEU:O	1:D:749:GLY:N	2.52	0.42
1:J:754:ASP:HB3	1:J:776:GLU:HG3	1.72	0.42
1:J:84:MLY:HH13	1:J:715:VAL:CG1	2.06	0.42
1:G:732:ILE:CG2	1:G:747:LEU:CD1	0.65	0.42
1:G:568:PRO:CG	1:G:578:HIS:N	2.83	0.42
1:A:578:HIS:CD2	1:A:592:ILE:H	2.38	0.42
1:D:507:GLY:C	1:D:761:GLY:HA3	2.37	0.42
3:F:63:ILE:CG2	3:F:64:THR:H	2.32	0.42
4:7:221:LEU:HA	4:7:312:ARG:HG2	2.02	0.42
4:3:221:LEU:HA	4:3:312:ARG:HG2	2.02	0.42
1:G:62:VAL:HG12	1:G:63:MLY:N	2.35	0.42
4:0:193:LEU:HD11	4:0:250:ILE:HG13	2.02	0.42
1:D:86:ASP:OD2	1:D:87:MLY:HH22	2.19	0.42
1:A:322:VAL:HA	1:A:323:PRO:HD3	1.87	0.42
4:7:206:ARG:O	4:7:209:VAL:HG12	2.20	0.42
4:8:206:ARG:O	4:8:209:VAL:HG12	2.20	0.42
4:6:206:ARG:O	4:6:209:VAL:HG12	2.20	0.42
4:5:369:ILE:HG23	4:5:370:VAL:N	2.35	0.42
4:7:369:ILE:HG23	4:7:370:VAL:N	2.35	0.42
4:6:196:ARG:HH21	4:6:249:THR:HG23	1.85	0.42
1:A:110:TYR:O	1:A:113:TRP:N	2.42	0.42
1:G:725:ARG:HA	1:G:732:ILE:CG2	2.50	0.41
1:J:725:ARG:HA	1:J:732:ILE:CG2	2.50	0.41
4:4:324:THR:HG23	4:6:245:GLY:HA2	1.09	0.41
1:G:60:VAL:O	1:G:72:VAL:N	2.51	0.41
4:V:221:LEU:HA	4:V:312:ARG:HG2	2.02	0.41
4:8:226:GLU:HG3	4:8:255:PHE:CE2	2.55	0.41
4:7:193:LEU:HD11	4:7:250:ILE:HG13	2.02	0.41
4:3:193:LEU:HD11	4:3:250:ILE:HG13	2.02	0.41
1:G:11:GLY:O	1:G:14:ALA:HB3	2.20	0.41

Continued on next page...

Continued from previous page...

Atom-1	Atom-2	Interatomic distance (Å)	Clash overlap (Å)
1:A:11:GLY:O	1:A:14:ALA:HB3	2.20	0.41
1:G:166:MET:CE	1:G:254:PHE:CD2	3.01	0.41
1:D:466:GLY:CA	1:D:484:ASN:HD21	2.32	0.41
4:4:369:ILE:HG23	4:4:370:VAL:N	2.35	0.41
4:Y:206:ARG:O	4:Y:209:VAL:HG12	2.20	0.41
4:X:369:ILE:HG23	4:X:370:VAL:N	2.35	0.41
1:A:659:MLY:HH22	1:A:659:MLY:HD2	1.42	0.41
1:A:462:LEU:HD11	1:A:464:ILE:CD1	2.50	0.41
1:G:169:ASP:O	1:G:170:ARG:HB2	2.19	0.41
4:2:217:CYS:C	4:2:218:TYR:HD1	2.23	0.41
1:A:826:VAL:O	1:A:828:HIS:N	2.53	0.41
1:D:151:ALA:HB1	1:D:152:PRO:HD2	2.01	0.41
4:4:315:LYS:HA	4:4:315:LYS:HD2	1.92	0.41
1:G:369:MLY:HD3	1:G:369:MLY:HH22	1.79	0.41
1:A:842:LEU:N	1:A:842:LEU:CD1	2.83	0.41
1:D:625:THR:H	1:D:625:THR:HG22	1.48	0.41
1:G:797:PHE:CD2	1:G:798:LEU:HD12	2.55	0.41
1:A:725:ARG:HA	1:A:732:ILE:CG2	2.50	0.41
1:D:787:ILE:HG21	1:D:787:ILE:HD13	1.67	0.41
2:B:140:PHE:HA	2:B:141:PRO:HD2	1.56	0.41
1:A:221:GLN:HG2	1:A:221:GLN:H	1.47	0.41
1:J:541:MET:CG	4:7:345:ILE:C	2.87	0.41
1:J:568:PRO:CG	1:J:578:HIS:N	2.83	0.41
1:J:636:LYS:CB	4:7:334:GLU:OE1	2.68	0.41
1:G:730:SER:OG	3:I:109:HIS:ND1	2.49	0.41
1:D:568:PRO:CG	1:D:578:HIS:N	2.83	0.41
1:A:541:MET:HG2	4:4:345:ILE:HG23	2.01	0.41
1:A:568:PRO:CG	1:A:578:HIS:N	2.84	0.41
4:8:287:ILE:HD11	4:W:202:THR:HA	1.66	0.41
4:3:287:ILE:N	4:5:202:THR:CG2	2.77	0.41
3:I:25:ILE:O	3:I:63:ILE:CB	2.66	0.41
3:C:95:ASP:OD1	3:C:139:TYR:HE1	2.03	0.41
3:I:95:ASP:OD1	3:I:139:TYR:HE1	2.03	0.41
4:2:226:GLU:HG3	4:2:255:PHE:CE2	2.56	0.41
4:8:193:LEU:HD11	4:8:250:ILE:HG13	2.02	0.41
4:4:193:LEU:HD11	4:4:250:ILE:HG13	2.02	0.41
4:6:193:LEU:HD11	4:6:250:ILE:HG13	2.02	0.41
4:Z:193:LEU:HD11	4:Z:250:ILE:HG13	2.02	0.41
4:6:369:ILE:HG23	4:6:370:VAL:N	2.35	0.41
4:V:369:ILE:HG23	4:V:370:VAL:N	2.35	0.41
1:G:462:LEU:HD11	1:G:464:ILE:CD1	2.50	0.41

Continued on next page...

Continued from previous page...

Atom-1	Atom-2	Interatomic distance (Å)	Clash overlap (Å)
1:J:402:CYS:C	1:J:404:PRO:HD3	2.40	0.41
1:G:826:VAL:O	1:G:828:HIS:N	2.53	0.41
1:A:330:GLU:OE1	1:A:330:GLU:HA	2.20	0.41
1:D:356:GLY:HA2	1:D:359:MET:HG3	2.02	0.41
4:W:299:MET:HE2	4:W:331:ALA:HB2	2.01	0.41
1:J:690:LEU:O	1:J:694:GLN:HG3	2.20	0.41
4:Y:196:ARG:HH21	4:Y:249:THR:HG23	1.85	0.41
1:D:500:GLN:HB2	1:D:512:PHE:CZ	2.54	0.41
4:3:222:ASP:OD1	4:3:224:GLU:HB3	2.20	0.41
4:6:315:LYS:HA	4:6:315:LYS:HD2	1.92	0.41
1:D:795:ARG:NE	3:F:43:ASN:OD1	2.53	0.41
1:J:821:ARG:CZ	2:K:127:ARG:HD3	2.51	0.41
1:D:568:PRO:O	1:D:570:PRO:HD3	2.19	0.41
1:G:541:MET:HB3	4:6:345:ILE:HG22	2.01	0.41
1:A:795:ARG:CG	3:C:118:MET:HE1	2.50	0.41
1:D:641:LYS:CE	1:D:647:GLN:CB	2.75	0.41
1:J:797:PHE:CD2	1:J:798:LEU:HD12	2.55	0.41
1:D:799:MET:CE	3:F:32:ASP:CB	2.83	0.41
1:G:641:LYS:CE	1:G:647:GLN:CB	2.75	0.41
1:A:831:TRP:HZ2	2:B:47:LEU:HA	1.85	0.41
4:5:287:ILE:CB	4:7:204:ALA:H	2.13	0.41
4:3:287:ILE:HA	4:5:202:THR:HG21	1.59	0.41
1:D:129:TYR:HA	1:D:129:TYR:HD1	1.65	0.41
4:5:226:GLU:HG3	4:5:255:PHE:CE2	2.55	0.41
4:0:226:GLU:HG3	4:0:255:PHE:CE2	2.55	0.41
4:X:221:LEU:HA	4:X:312:ARG:HG2	2.02	0.41
4:1:221:LEU:HA	4:1:312:ARG:HG2	2.03	0.41
4:W:226:GLU:HG3	4:W:255:PHE:CE2	2.55	0.41
1:J:556:ASP:OD1	4:V:50:LYS:CG	2.69	0.41
4:1:193:LEU:HD11	4:1:250:ILE:HG13	2.02	0.41
4:W:193:LEU:HD11	4:W:250:ILE:HG13	2.02	0.41
1:A:25:ILE:HG23	1:A:29:ASN:HD22	1.85	0.41
1:A:166:MET:CE	1:A:254:PHE:CD2	3.01	0.41
1:D:87:MLY:HH12	1:D:87:MLY:HD3	1.61	0.41
1:J:136:ASN:O	1:J:138:MLY:N	2.54	0.41
1:G:136:ASN:O	1:G:138:MLY:N	2.54	0.41
4:2:206:ARG:O	4:2:209:VAL:HG12	2.20	0.41
4:3:206:ARG:O	4:3:209:VAL:HG12	2.20	0.41
4:0:369:ILE:HG23	4:0:370:VAL:N	2.35	0.41
4:2:369:ILE:HG23	4:2:370:VAL:N	2.35	0.41
4:Z:369:ILE:HG23	4:Z:370:VAL:N	2.35	0.41

Continued on next page...

Continued from previous page...

Atom-1	Atom-2	Interatomic distance (Å)	Clash overlap (Å)
1:D:135:TYR:CD2	1:D:191:ARG:HD3	2.55	0.41
4:X:217:CYS:C	4:X:218:TYR:HD1	2.23	0.41
1:G:185:LYS:HG3	1:G:185:LYS:H	1.63	0.41
1:A:690:LEU:O	1:A:694:GLN:HG3	2.20	0.41
4:7:324:THR:HG23	4:V:245:GLY:HA2	1.09	0.41
4:V:324:THR:HG23	4:X:245:GLY:HA2	1.09	0.41
4:V:196:ARG:HH21	4:V:249:THR:HG23	1.85	0.41
1:G:775:LEU:HA	1:G:775:LEU:HD12	1.71	0.41
1:D:554:LEU:HA	1:D:554:LEU:HD12	1.77	0.41
4:8:315:LYS:HA	4:8:315:LYS:HD2	1.92	0.41
2:E:113:LYS:O	2:E:147:ASN:HB2	2.20	0.41
1:D:831:TRP:CE2	2:E:51:PHE:CZ	3.09	0.41
1:G:744:SER:O	1:G:748:LEU:HD12	2.20	0.41
1:G:541:MET:CE	4:6:346:LEU:HD12	2.48	0.41
1:G:541:MET:HG2	4:6:345:ILE:HG23	2.01	0.41
1:D:812:SER:O	1:D:816:ILE:HG13	2.21	0.41
1:A:741:LYS:HG2	1:A:742:LYS:N	2.35	0.41
1:D:822:SER:CB	2:E:88:LEU:HD21	2.47	0.41
4:3:226:GLU:HG3	4:3:255:PHE:CE2	2.55	0.41
4:Y:221:LEU:HA	4:Y:312:ARG:HG2	2.02	0.41
1:A:62:VAL:HG12	1:A:63:MLY:N	2.35	0.41
1:D:11:GLY:O	1:D:14:ALA:HB3	2.20	0.41
1:J:335:ASP:O	1:J:338:ILE:HB	2.20	0.41
1:G:402:CYS:C	1:G:404:PRO:HD3	2.40	0.41
1:G:471:ASP:CB	1:G:573:GLY:O	2.68	0.41
1:J:471:ASP:CB	1:J:573:GLY:O	2.68	0.41
1:G:330:GLU:HA	1:G:330:GLU:OE1	2.20	0.41
4:5:196:ARG:HH21	4:5:249:THR:HG23	1.85	0.41
1:J:229:LEU:HA	1:J:229:LEU:HD12	1.76	0.41
2:E:141:PRO:CB	2:E:142:PRO:HD3	2.48	0.41
2:B:140:PHE:HB3	2:B:144:VAL:HG11	2.03	0.41
1:J:817:GLN:CB	2:K:127:ARG:HH11	2.24	0.41
2:K:144:VAL:HG12	2:K:153:ILE:HD13	1.92	0.41
1:G:217:THR:CA	1:G:221:GLN:HE21	2.33	0.41
1:G:642:LYS:HE2	4:6:344:SER:HA	1.56	0.41
1:A:839:MLY:N	1:A:840:PRO:HD2	2.35	0.41
1:J:829:TRP:O	1:J:832:MET:N	2.50	0.41
1:J:295:MLY:CE	1:J:332:MET:HE1	2.51	0.41
1:D:507:GLY:HA3	1:D:762:HIS:N	2.36	0.41
2:B:150:TYR:HB3	2:B:151:LYS:HG3	2.03	0.41
1:D:173:GLN:HG3	1:D:670:HIS:CD2	2.55	0.41

Continued on next page...

Continued from previous page...

Atom-1	Atom-2	Interatomic distance (Å)	Clash overlap (Å)
1:J:612:GLN:NE2	1:J:627:GLY:H	2.14	0.41
1:G:174:SER:HA	1:G:460:GLY:O	2.20	0.41
1:J:320:ILE:O	1:J:320:ILE:CG2	2.68	0.41
1:G:556:ASP:OD1	4:8:50:LYS:CG	2.68	0.41
4:7:226:GLU:HG3	4:7:255:PHE:CE2	2.55	0.41
4:X:226:GLU:HG3	4:X:255:PHE:CE2	2.55	0.41
4:Z:226:GLU:HG3	4:Z:255:PHE:CE2	2.55	0.41
1:G:195:TYR:CE2	1:G:199:ILE:HD13	2.55	0.41
1:J:346:ASP:O	1:J:350:ALA:N	2.46	0.41
4:V:193:LEU:HD11	4:V:250:ILE:HG13	2.02	0.41
1:D:25:ILE:HG23	1:D:29:ASN:HD22	1.85	0.41
1:J:14:ALA:HB3	1:J:15:PRO:CD	2.46	0.41
1:G:810:ARG:HG2	1:G:810:ARG:NH1	2.28	0.41
1:J:296:MLY:HH11	1:J:348:MLY:CH2	2.48	0.41
1:D:296:MLY:HH11	1:D:348:MLY:CH2	2.48	0.41
4:5:206:ARG:O	4:5:209:VAL:HG12	2.20	0.41
4:Z:206:ARG:O	4:Z:209:VAL:HG12	2.20	0.41
1:A:135:TYR:HD2	1:A:191:ARG:CG	2.33	0.41
1:G:135:TYR:HD2	1:G:191:ARG:CG	2.33	0.41
1:J:464:ILE:HD13	1:J:464:ILE:HG21	1.69	0.41
4:0:32:PRO:HB2	4:0:34:ILE:CD1	2.51	0.41
4:4:227:MET:O	4:4:230:ALA:HB3	2.21	0.41
1:G:690:LEU:O	1:G:694:GLN:HG3	2.20	0.41
4:Z:144:ALA:HB2	4:Z:342:GLY:CA	2.51	0.41
4:8:196:ARG:HH21	4:8:249:THR:HG23	1.85	0.41
1:D:723:ARG:HH21	1:D:783:LEU:CD1	2.33	0.41
1:D:797:PHE:CD2	1:D:798:LEU:HD12	2.55	0.41
2:B:144:VAL:HG12	2:B:153:ILE:HD11	1.75	0.41
1:G:839:MLY:N	1:G:840:PRO:HD2	2.35	0.41
1:D:408:VAL:HG22	1:D:636:LYS:HG2	1.51	0.41
1:G:636:LYS:CB	4:6:334:GLU:OE1	2.68	0.41
1:G:550:PHE:C	4:8:46:GLY:CA	2.88	0.41
1:J:797:PHE:HB2	3:L:149:VAL:HG13	1.96	0.41
1:J:204:GLU:N	1:J:207:LYS:HE3	2.23	0.41
4:4:288:ASP:OD1	4:6:204:ALA:HA	2.21	0.41
4:3:290:ARG:HH22	4:5:202:THR:CG2	2.17	0.41
1:D:62:VAL:O	1:D:69:THR:HA	2.19	0.41
4:5:193:LEU:HD11	4:5:250:ILE:HG13	2.02	0.41
1:A:134:VAL:C	1:A:136:ASN:H	2.16	0.41
1:D:826:VAL:O	1:D:828:HIS:N	2.53	0.41
4:1:222:ASP:OD1	4:1:224:GLU:HB3	2.19	0.41

Continued on next page...

Continued from previous page...

Atom-1	Atom-2	Interatomic distance (Å)	Clash overlap (Å)
4:7:227:MET:O	4:7:230:ALA:HB3	2.21	0.41
4:0:144:ALA:HB2	4:0:342:GLY:CA	2.51	0.41
4:2:144:ALA:HB2	4:2:342:GLY:CA	2.51	0.41
1:J:821:ARG:HH12	2:K:127:ARG:CZ	2.33	0.41
1:G:831:TRP:CE2	2:H:67:MET:CB	3.01	0.41
1:G:449:LEU:N	1:G:449:LEU:CD1	2.82	0.41
1:J:90:ASP:CB	1:J:764:MLY:HH11	2.42	0.41
1:D:534:SER:HB2	4:5:354:GLN:HE22	1.56	0.41
1:A:541:MET:HG2	4:4:345:ILE:HG22	2.00	0.41
4:W:324:THR:O	4:Y:244:ASP:HA	2.09	0.41
4:0:288:ASP:OD1	4:2:204:ALA:HA	2.21	0.41
4:2:288:ASP:OD1	4:4:204:ALA:HA	2.21	0.41
3:F:48:LYS:HA	3:F:48:LYS:HD3	1.17	0.41
1:G:56:GLU:HB2	1:G:59:MLY:CB	2.30	0.41
2:E:150:TYR:HB3	2:E:151:LYS:HG3	2.03	0.41
2:B:149:ASP:OD2	2:B:150:TYR:CA	2.64	0.41
1:A:174:SER:HA	1:A:460:GLY:O	2.20	0.41
1:J:838:ILE:CD1	2:K:54:MET:HE1	2.42	0.41
4:4:226:GLU:HG3	4:4:255:PHE:CE2	2.55	0.41
4:V:226:GLU:HG3	4:V:255:PHE:CE2	2.55	0.41
4:Z:221:LEU:HA	4:Z:312:ARG:HG2	2.02	0.41
4:6:226:GLU:HG3	4:6:255:PHE:CE2	2.55	0.41
1:J:25:ILE:HG23	1:J:29:ASN:HD22	1.85	0.41
1:D:136:ASN:O	1:D:138:MLY:N	2.54	0.41
1:A:49:MLY:HH23	1:A:80:MET:CE	2.51	0.41
4:1:32:PRO:HB2	4:1:34:ILE:CD1	2.51	0.41
1:D:330:GLU:HA	1:D:330:GLU:OE1	2.21	0.41
4:3:32:PRO:HB2	4:3:34:ILE:CD1	2.51	0.41
4:X:144:ALA:HB2	4:X:342:GLY:CA	2.51	0.41
4:W:144:ALA:HB2	4:W:342:GLY:CA	2.51	0.41
4:V:144:ALA:HB2	4:V:342:GLY:CA	2.51	0.41
4:3:196:ARG:HH21	4:3:249:THR:HG23	1.85	0.41
4:8:144:ALA:HB2	4:8:342:GLY:CA	2.51	0.41
1:J:610:LEU:CD1	1:J:610:LEU:N	2.84	0.41
1:G:797:PHE:CD1	3:I:149:VAL:CB	2.85	0.41
1:J:812:SER:O	1:J:816:ILE:HG13	2.21	0.41
1:J:629:GLU:HB3	1:J:643:GLY:C	2.41	0.41
1:J:744:SER:O	1:J:748:LEU:HD12	2.20	0.41
4:6:144:ALA:HB2	4:6:342:GLY:CA	2.51	0.41
1:D:799:MET:SD	3:F:32:ASP:HA	2.51	0.41
1:A:812:SER:O	1:A:816:ILE:HG13	2.21	0.41

Continued on next page...

Continued from previous page...

Atom-1	Atom-2	Interatomic distance (Å)	Clash overlap (Å)
1:D:629:GLU:HB3	1:D:643:GLY:C	2.41	0.41
1:A:711:PHE:O	1:A:714:ARG:NH2	2.54	0.41
4:5:287:ILE:N	4:7:202:THR:CG2	2.77	0.41
4:1:288:ASP:OD1	4:3:204:ALA:HA	2.21	0.41
1:J:741:LYS:HG2	1:J:742:LYS:N	2.35	0.41
3:C:63:ILE:CG2	3:C:64:THR:H	2.33	0.41
1:G:665:ARG:C	1:G:667:THR:N	2.74	0.41
1:A:107:MLY:CB	1:A:686:MET:HE2	2.40	0.41
4:1:226:GLU:HG3	4:1:255:PHE:CE2	2.56	0.41
4:W:221:LEU:HA	4:W:312:ARG:HG2	2.02	0.41
1:D:38:VAL:HG13	1:D:39:PHE:N	2.34	0.41
1:D:308:ASN:HA	1:D:309:PRO:HD2	1.88	0.41
1:D:322:VAL:HG12	1:D:325:ILE:HG13	2.03	0.41
1:A:136:ASN:O	1:A:138:MLY:N	2.54	0.41
1:D:91:MET:CE	1:D:119:SER:HB2	2.48	0.41
1:J:135:TYR:CD2	1:J:191:ARG:HD3	2.55	0.41
1:J:193:ILE:HD11	1:J:250:ILE:HD12	2.03	0.41
1:G:193:ILE:CD1	1:G:250:ILE:HD13	2.51	0.41
1:A:193:ILE:HD11	1:A:250:ILE:HD12	2.03	0.41
4:Y:32:PRO:HB2	4:Y:34:ILE:CD1	2.51	0.41
1:J:356:GLY:HA2	1:J:359:MET:HG3	2.02	0.41
1:J:657:LEU:HD12	1:J:657:LEU:O	2.21	0.41
1:G:768:MLY:HG2	1:G:772:LEU:HD23	2.03	0.41
1:G:791:GLN:HB3	3:I:118:MET:CE	2.51	0.41
1:A:732:ILE:HG23	1:A:747:LEU:HD13	1.37	0.41
2:B:111:SER:OG	2:B:148:VAL:CA	2.69	0.41
2:H:140:PHE:HA	2:H:141:PRO:HD2	1.57	0.41
1:G:812:SER:O	1:G:816:ILE:HG13	2.21	0.41
1:A:217:THR:CA	1:A:221:GLN:HE21	2.33	0.41
1:A:226:ASN:HB2	1:A:227:PRO:CD	2.47	0.41
4:7:144:ALA:HB2	4:7:342:GLY:CA	2.51	0.41
1:J:550:PHE:C	4:V:46:GLY:CA	2.88	0.41
1:D:407:GLY:HA2	1:D:411:GLU:O	2.21	0.41
4:5:144:ALA:HB2	4:5:342:GLY:CA	2.51	0.41
1:G:717:TYR:OH	1:G:760:PHE:HB3	2.21	0.41
1:G:534:SER:HB2	4:6:354:GLN:HE22	1.56	0.41
1:G:537:GLU:OE1	4:6:350:SER:HA	2.20	0.41
1:A:800:ARG:HD3	3:C:149:VAL:C	2.35	0.41
1:A:793:ARG:HH21	3:C:147:MET:HE2	1.84	0.41
1:A:800:ARG:NE	3:C:149:VAL:C	2.73	0.41
4:4:144:ALA:HB2	4:4:342:GLY:CA	2.51	0.41

Continued on next page...

Continued from previous page...

Atom-1	Atom-2	Interatomic distance (Å)	Clash overlap (Å)
4:6:288:ASP:OD1	4:8:204:ALA:HA	2.21	0.41
1:A:72:VAL:O	1:A:73:LYS:O	2.39	0.41
1:G:832:MET:SD	2:H:84:PHE:CE2	3.06	0.41
2:K:149:ASP:CG	2:K:150:TYR:N	2.49	0.41
1:J:839:MLY:N	1:J:840:PRO:HD2	2.35	0.41
4:0:221:LEU:HA	4:0:312:ARG:HG2	2.02	0.41
1:J:107:MLY:N	1:J:686:MET:HE1	2.35	0.41
1:D:493:HIS:O	1:D:496:PHE:N	2.54	0.41
1:D:195:TYR:CE2	1:D:199:ILE:HD13	2.55	0.41
1:D:309:PRO:C	1:D:311:ASP:H	2.22	0.41
1:G:14:ALA:HB3	1:G:15:PRO:CD	2.46	0.41
1:J:322:VAL:HG12	1:J:325:ILE:HG13	2.03	0.41
1:D:322:VAL:HB	1:D:325:ILE:HD12	2.03	0.41
1:G:335:ASP:O	1:G:338:ILE:HB	2.20	0.41
1:G:322:VAL:HA	1:G:323:PRO:HD3	1.87	0.41
1:A:303:LEU:O	1:A:304:LEU:HB2	2.21	0.41
1:G:485:GLU:OE2	1:G:584:TYR:N	2.50	0.41
1:A:193:ILE:CD1	1:A:250:ILE:HD13	2.51	0.41
1:A:471:ASP:CB	1:A:573:GLY:O	2.68	0.41
4:W:32:PRO:HB2	4:W:34:ILE:CD1	2.51	0.41
1:J:330:GLU:HG2	1:J:330:GLU:H	1.54	0.41
4:5:32:PRO:HB2	4:5:34:ILE:CD1	2.51	0.41
4:2:32:PRO:HB2	4:2:34:ILE:CD1	2.51	0.41
4:2:196:ARG:HH21	4:2:249:THR:HG23	1.85	0.41
4:Z:227:MET:O	4:Z:230:ALA:HB3	2.21	0.41
4:Y:144:ALA:HB2	4:Y:342:GLY:CA	2.51	0.41
4:2:227:MET:O	4:2:230:ALA:HB3	2.21	0.41
1:G:384:ASP:HA	1:G:394:SER:OG	2.21	0.41
1:A:194:GLN:HB3	1:A:194:GLN:HE21	1.43	0.41
3:C:56:GLU:OE1	3:C:59:ASN:ND2	2.54	0.41
4:5:227:MET:O	4:5:230:ALA:HB3	2.21	0.41
4:6:227:MET:O	4:6:230:ALA:HB3	2.21	0.41
1:G:356:GLY:HA2	1:G:359:MET:HG3	2.02	0.41
1:A:356:GLY:HA2	1:A:359:MET:HG3	2.02	0.41
1:A:172:ASN:OD1	1:A:457:TYR:HA	2.21	0.41
4:V:227:MET:O	4:V:230:ALA:HB3	2.21	0.41
1:D:242:ASN:OD1	1:D:286:HIS:NE2	2.49	0.41
1:D:398:LEU:HA	1:D:398:LEU:HD12	1.84	0.41
1:G:798:LEU:CD2	3:I:126:LEU:HD11	2.44	0.41
1:G:795:ARG:HH22	3:I:43:ASN:CB	2.33	0.41
1:D:723:ARG:C	1:D:782:MLY:CH2	2.89	0.41

Continued on next page...

Continued from previous page...

Atom-1	Atom-2	Interatomic distance (Å)	Clash overlap (Å)
1:D:724:TYR:CA	1:D:782:MLY:HH11	2.48	0.41
2:H:113:LYS:O	2:H:147:ASN:HB2	2.20	0.41
1:J:776:GLU:O	1:J:780:ASP:N	2.45	0.41
1:J:642:LYS:HE2	4:7:344:SER:HA	1.56	0.41
1:J:733:PRO:CB	1:J:737:PHE:CE1	3.02	0.41
1:D:217:THR:CA	1:D:221:GLN:HE21	2.33	0.41
1:J:793:ARG:HD2	3:L:146:ILE:O	2.21	0.41
1:A:817:GLN:HG3	2:B:127:ARG:HD3	1.03	0.41
1:A:502:GLU:HG2	1:A:766:PHE:HE1	1.85	0.41
4:1:287:ILE:N	4:3:202:THR:CG2	2.77	0.41
4:X:288:ASP:OD1	4:Z:204:ALA:HA	2.21	0.41
1:D:47:PHE:HE1	1:D:78:PHE:CE1	2.40	0.41
1:G:712:PRO:HB2	1:G:713:SER:H	1.61	0.41
4:8:221:LEU:HA	4:8:312:ARG:HG2	2.02	0.41
1:J:493:HIS:O	1:J:496:PHE:N	2.54	0.41
1:J:701:LEU:HA	1:J:701:LEU:HD12	1.55	0.41
1:J:519:LEU:H	1:J:519:LEU:HD12	1.83	0.41
1:J:322:VAL:HB	1:J:325:ILE:HD12	2.03	0.41
1:D:335:ASP:O	1:D:338:ILE:HB	2.20	0.41
1:G:91:MET:CE	1:G:119:SER:HB2	2.47	0.41
4:4:219:VAL:HG22	4:4:258:PRO:CB	2.52	0.41
4:6:219:VAL:HG22	4:6:258:PRO:CB	2.51	0.41
1:J:193:ILE:CD1	1:J:250:ILE:HD13	2.51	0.41
1:G:193:ILE:HD11	1:G:250:ILE:HD12	2.03	0.41
4:7:32:PRO:HB2	4:7:34:ILE:CD1	2.51	0.41
3:I:56:GLU:OE1	3:I:59:ASN:ND2	2.54	0.41
1:G:172:ASN:OD1	1:G:457:TYR:HA	2.21	0.41
4:3:227:MET:O	4:3:230:ALA:HB3	2.21	0.41
1:J:842:LEU:N	1:J:842:LEU:CD1	2.83	0.41
1:G:657:LEU:O	1:G:657:LEU:HD12	2.21	0.41
1:A:757:GLN:OE1	1:A:771:LEU:CD1	2.69	0.40
2:B:139:ALA:O	2:B:141:PRO:CD	2.51	0.40
1:G:817:GLN:CG	2:H:128:PHE:CE1	3.01	0.40
2:K:113:LYS:O	2:K:147:ASN:HB2	2.20	0.40
1:G:835:PHE:CZ	2:H:27:PHE:CE1	3.09	0.40
1:J:508:ILE:HD13	1:J:759:ALA:HB2	1.79	0.40
1:G:528:MLY:HB2	1:G:529:PRO:HD2	2.03	0.40
1:A:410:ASN:HA	4:4:334:GLU:HB3	1.30	0.40
1:A:295:MLY:CG	1:A:332:MET:HE1	2.50	0.40
4:5:288:ASP:OD1	4:7:204:ALA:HA	2.21	0.40
4:5:287:ILE:HA	4:7:202:THR:HG21	1.59	0.40

Continued on next page...

Continued from previous page...

Atom-1	Atom-2	Interatomic distance (Å)	Clash overlap (Å)
3:L:48:LYS:HA	3:L:48:LYS:HD3	1.17	0.40
4:X:250:ILE:HG22	4:X:254:ARG:HB2	2.04	0.40
1:D:556:ASP:OD1	4:7:50:LYS:CG	2.69	0.40
1:A:335:ASP:O	1:A:338:ILE:HB	2.20	0.40
4:Z:219:VAL:HG22	4:Z:258:PRO:CB	2.51	0.40
4:1:219:VAL:HG22	4:1:258:PRO:CB	2.52	0.40
4:W:219:VAL:HG22	4:W:258:PRO:CB	2.52	0.40
1:D:48:VAL:CG2	1:D:49:MLY:N	2.84	0.40
1:D:135:TYR:HD2	1:D:191:ARG:CG	2.33	0.40
1:D:193:ILE:HD11	1:D:250:ILE:HD12	2.03	0.40
1:J:330:GLU:OE1	1:J:330:GLU:HA	2.20	0.40
4:6:32:PRO:HB2	4:6:34:ILE:CD1	2.51	0.40
4:8:32:PRO:HB2	4:8:34:ILE:CD1	2.51	0.40
4:3:144:ALA:HB2	4:3:342:GLY:CA	2.51	0.40
1:J:384:ASP:HA	1:J:394:SER:OG	2.21	0.40
4:0:227:MET:O	4:0:230:ALA:HB3	2.21	0.40
3:L:56:GLU:OE1	3:L:59:ASN:ND2	2.54	0.40
4:1:144:ALA:HB2	4:1:342:GLY:CA	2.51	0.40
1:G:795:ARG:NH2	3:I:116:GLU:HB3	2.36	0.40
1:G:795:ARG:NH2	3:I:43:ASN:OD1	1.62	0.40
1:J:88:ILE:HG22	1:J:90:ASP:C	2.42	0.40
1:D:528:MLY:HB2	1:D:529:PRO:HD2	2.03	0.40
1:A:795:ARG:HH22	3:C:43:ASN:HB2	1.86	0.40
1:D:213:LYS:HA	1:D:220:ASP:OD2	2.19	0.40
1:G:739:ASP:OD1	1:G:739:ASP:C	2.58	0.40
1:D:320:ILE:CG2	1:D:320:ILE:O	2.68	0.40
4:4:221:LEU:HA	4:4:312:ARG:HG2	2.02	0.40
4:Y:226:GLU:HG3	4:Y:255:PHE:CE2	2.55	0.40
1:G:493:HIS:O	1:G:496:PHE:N	2.54	0.40
1:G:25:ILE:HG23	1:G:29:ASN:HD22	1.85	0.40
2:B:63:GLU:O	2:B:67:MET:HG3	2.22	0.40
1:D:348:MLY:HD2	1:D:348:MLY:HH12	1.82	0.40
4:2:219:VAL:HG22	4:2:258:PRO:CB	2.51	0.40
4:5:120:THR:HG21	4:5:370:VAL:CG1	2.52	0.40
4:W:120:THR:HG21	4:W:370:VAL:CG1	2.51	0.40
4:1:120:THR:HG21	4:1:370:VAL:CG1	2.52	0.40
4:V:120:THR:HG21	4:V:370:VAL:CG1	2.52	0.40
4:Y:219:VAL:HG22	4:Y:258:PRO:CB	2.52	0.40
1:J:303:LEU:O	1:J:304:LEU:HB2	2.21	0.40
1:G:464:ILE:HG22	1:G:465:ALA:H	1.87	0.40
1:D:193:ILE:CD1	1:D:250:ILE:HD13	2.51	0.40

Continued on next page...

Continued from previous page...

Atom-1	Atom-2	Interatomic distance (Å)	Clash overlap (Å)
4:Y:227:MET:O	4:Y:230:ALA:HB3	2.21	0.40
3:F:56:GLU:OE1	3:F:59:ASN:ND2	2.54	0.40
1:J:172:ASN:OD1	1:J:457:TYR:HA	2.21	0.40
1:A:384:ASP:HA	1:A:394:SER:OG	2.21	0.40
1:G:110:TYR:O	1:G:113:TRP:N	2.42	0.40
1:G:768:MLY:HD3	1:G:772:LEU:HD23	1.87	0.40
2:B:112:ILE:O	2:B:148:VAL:N	2.50	0.40
1:J:544:LYS:N	4:7:146:GLY:O	2.55	0.40
1:J:528:MLY:HB2	1:J:529:PRO:HD2	2.03	0.40
1:G:407:GLY:HA2	1:G:411:GLU:O	2.21	0.40
1:A:798:LEU:HA	1:A:798:LEU:HD12	1.37	0.40
1:D:201:ALA:O	1:D:202:SER:OG	2.36	0.40
4:6:324:THR:HG23	4:8:245:GLY:HA2	1.09	0.40
4:8:287:ILE:N	4:W:202:THR:CG2	2.77	0.40
4:X:287:ILE:N	4:Z:202:THR:CG2	2.77	0.40
1:D:60:VAL:O	1:D:72:VAL:N	2.51	0.40
3:L:95:ASP:OD1	3:L:139:TYR:HE1	2.04	0.40
4:2:221:LEU:HA	4:2:312:ARG:HG2	2.02	0.40
4:6:221:LEU:HA	4:6:312:ARG:HG2	2.02	0.40
1:D:237:THR:CG2	1:D:238:VAL:N	2.85	0.40
1:J:38:VAL:HG13	1:J:39:PHE:N	2.35	0.40
4:3:219:VAL:HG22	4:3:258:PRO:CB	2.51	0.40
1:G:303:LEU:O	1:G:304:LEU:HB2	2.21	0.40
1:J:659:MLY:HH22	1:J:659:MLY:HD2	1.42	0.40
1:A:464:ILE:HG22	1:A:465:ALA:H	1.87	0.40
4:7:196:ARG:HH21	4:7:249:THR:HG23	1.85	0.40
4:X:196:ARG:HH21	4:X:249:THR:HG23	1.85	0.40
1:D:657:LEU:HD12	1:D:657:LEU:O	2.21	0.40
1:J:648:THR:CG2	1:J:651:ALA:CB	2.92	0.40
1:J:717:TYR:OH	1:J:760:PHE:HB3	2.21	0.40
1:G:93:MET:SD	1:G:764:MLY:HH23	2.61	0.40
3:C:84:PHE:HB3	3:C:147:MET:HE1	2.04	0.40
1:A:817:GLN:CB	2:B:127:ARG:CZ	2.69	0.40
1:D:813:ILE:HG22	2:E:127:ARG:NH1	2.08	0.40
4:8:288:ASP:OD1	4:W:204:ALA:HA	2.21	0.40
1:D:507:GLY:HA2	1:D:762:HIS:NE2	2.36	0.40
3:L:62:ALA:O	3:L:63:ILE:CB	2.63	0.40
1:J:47:PHE:HE1	1:J:78:PHE:CE1	2.40	0.40
1:D:176:LEU:CD1	1:D:176:LEU:N	2.75	0.40
1:D:64:THR:OG1	1:D:68:GLU:HB3	2.22	0.40
4:8:250:ILE:HG22	4:8:254:ARG:HB2	2.04	0.40

Continued on next page...

Continued from previous page...

Atom-1	Atom-2	Interatomic distance (Å)	Clash overlap (Å)
4:W:250:ILE:HG22	4:W:254:ARG:HB2	2.04	0.40
1:G:305:ILE:HG22	1:G:312:TYR:OH	2.22	0.40
4:6:120:THR:HG21	4:6:370:VAL:CG1	2.52	0.40
1:D:303:LEU:O	1:D:304:LEU:HB2	2.21	0.40
4:8:219:VAL:HG22	4:8:258:PRO:CB	2.52	0.40
1:D:717:TYR:OH	1:D:760:PHE:HB3	2.21	0.40
4:X:32:PRO:HB2	4:X:34:ILE:CD1	2.51	0.40
4:1:227:MET:O	4:1:230:ALA:HB3	2.21	0.40
1:D:88:ILE:HG22	1:D:90:ASP:C	2.42	0.40
4:8:227:MET:O	4:8:230:ALA:HB3	2.21	0.40
1:D:172:ASN:OD1	1:D:457:TYR:HA	2.21	0.40
1:D:610:LEU:N	1:D:610:LEU:CD1	2.84	0.40
2:B:137:TRP:CA	2:B:145:ALA:CB	2.82	0.40
2:H:63:GLU:O	2:H:67:MET:HG3	2.22	0.40
4:W:288:ASP:OD1	4:Y:204:ALA:HA	2.21	0.40
4:4:287:ILE:N	4:6:202:THR:CG2	2.77	0.40
2:E:163:ALA:O	2:K:20:ASP:OD2	2.39	0.40
1:A:556:ASP:OD1	4:6:50:LYS:CG	2.69	0.40
1:J:63:MLY:HH23	1:J:63:MLY:HD3	1.76	0.40
1:D:89:GLU:HB3	1:D:153:PRO:HG3	2.03	0.40
4:1:250:ILE:HG22	4:1:254:ARG:HB2	2.04	0.40
4:W:193:LEU:HD12	4:W:193:LEU:HA	1.96	0.40
1:A:237:THR:CG2	1:A:238:VAL:N	2.84	0.40
1:A:292:MET:CE	1:A:309:PRO:HD3	2.52	0.40
4:Y:120:THR:HG21	4:Y:370:VAL:CG1	2.52	0.40
1:G:193:ILE:HD13	1:G:252:ILE:HD11	2.04	0.40
1:D:400:ALA:CB	1:D:606:THR:CG2	3.00	0.40
4:4:32:PRO:HB2	4:4:34:ILE:CD1	2.51	0.40
4:V:32:PRO:HB2	4:V:34:ILE:CD1	2.51	0.40
4:V:324:THR:N	4:X:245:GLY:CA	2.69	0.40
4:8:88:HIS:HA	4:8:92:ASN:OD1	2.22	0.40
4:X:227:MET:O	4:X:230:ALA:HB3	2.21	0.40

All (10902) symmetry-related close contacts are listed below. The label for Atom-2 includes the symmetry operator and encoded unit-cell translations to be applied.

Atom-1	Atom-2	Interatomic distance (Å)	Clash overlap (Å)
4:2:206:ARG:CG	4:Z:200:PHE:CA[1_556]	0.14	2.06
4:0:206:ARG:CG	4:X:200:PHE:CA[1_556]	0.14	2.06
4:0:186:THR:OG1	4:X:189:LEU:O[1_556]	0.15	2.05

Continued on next page...

Continued from previous page...

Atom-1	Atom-2	Interatomic distance (Å)	Clash overlap (Å)
4:2:186:THR:OG1	4:Z:189:LEU:O[1_556]	0.16	2.04
4:1:32:PRO:CD	4:Y:211:ASP:CG[1_556]	0.17	2.03
4:1:180:LEU:CG	4:Y:267:ILE:CG1[1_556]	0.21	1.99
4:2:180:LEU:CG	4:Z:267:ILE:CG1[1_556]	0.22	1.98
4:1:206:ARG:CG	4:Y:200:PHE:CA[1_556]	0.22	1.98
4:0:180:LEU:CG	4:X:267:ILE:CG1[1_556]	0.24	1.96
4:2:32:PRO:CD	4:Z:211:ASP:CG[1_556]	0.24	1.96
4:1:186:THR:OG1	4:Y:189:LEU:O[1_556]	0.24	1.96
4:0:32:PRO:CD	4:X:211:ASP:CG[1_556]	0.25	1.95
4:1:164:PRO:N	4:Y:278:THR:CB[1_556]	0.25	1.95
4:2:253:GLU:OE1	4:Y:112:PRO:C[1_556]	0.26	1.94
4:1:336:LYS:NZ	4:Y:254:ARG:NH2[1_556]	0.27	1.93
4:0:253:GLU:OE1	4:W:112:PRO:C[1_556]	0.28	1.92
4:1:162:ASN:CG	4:Y:273:GLY:C[1_556]	0.28	1.92
4:0:136:ILE:CA	4:X:299:MET:C[1_556]	0.28	1.92
4:2:336:LYS:NZ	4:Z:254:ARG:NH2[1_556]	0.30	1.90
4:1:77:THR:OG1	4:Y:14:SER:C[1_556]	0.30	1.90
4:0:336:LYS:NZ	4:X:254:ARG:NH2[1_556]	0.30	1.90
4:2:136:ILE:CA	4:Z:299:MET:C[1_556]	0.30	1.90
4:2:297:ASN:CG	4:Z:316:GLU:OE1[1_556]	0.30	1.90
4:0:171:LEU:CA	4:X:151:ILE:CD1[1_556]	0.31	1.89
4:0:152:VAL:CG2	4:X:313:MET:CB[1_556]	0.31	1.89
4:1:186:THR:C	4:Y:191:LYS:CA[1_556]	0.31	1.89
4:0:164:PRO:N	4:X:278:THR:CB[1_556]	0.32	1.88
4:0:297:ASN:CG	4:X:316:GLU:OE1[1_556]	0.32	1.88
4:2:164:PRO:N	4:Z:278:THR:CB[1_556]	0.32	1.88
4:1:171:LEU:CA	4:Y:151:ILE:CD1[1_556]	0.32	1.88
4:2:152:VAL:CG2	4:Z:313:MET:CB[1_556]	0.32	1.88
4:2:171:LEU:CA	4:Z:151:ILE:CD1[1_556]	0.32	1.88
4:1:122:ILE:CD1	4:Y:19:ALA:N[1_556]	0.32	1.88
4:1:136:ILE:CA	4:Y:299:MET:C[1_556]	0.32	1.88
4:1:62:ARG:NE	4:Y:205:GLU:N[1_556]	0.34	1.86
4:3:63:GLY:C	4:Y:289:ILE:N[1_556]	0.34	1.86
4:0:63:GLY:C	4:V:289:ILE:N[1_556]	0.35	1.85
4:1:253:GLU:OE1	4:X:112:PRO:C[1_556]	0.35	1.85
4:1:63:GLY:C	4:W:289:ILE:N[1_556]	0.36	1.84
4:2:63:GLY:C	4:X:289:ILE:N[1_556]	0.36	1.84
4:3:253:GLU:OE1	4:Z:112:PRO:C[1_556]	0.36	1.84
4:2:196:ARG:CD	4:Y:115:ASN:CG[1_556]	0.36	1.84
4:2:272:ALA:CB	4:Z:270:GLU:O[1_556]	0.36	1.84
4:0:186:THR:C	4:X:191:LYS:CA[1_556]	0.36	1.84

Continued on next page...

Continued from previous page...

Atom-1	Atom-2	Interatomic distance (Å)	Clash overlap (Å)
4:1:305:MET:C	4:Y:255:PHE:CD1[1_556]	0.37	1.83
4:2:152:VAL:CB	4:Z:313:MET:CG[1_556]	0.37	1.83
4:0:77:THR:OG1	4:X:14:SER:C[1_556]	0.37	1.83
4:4:63:GLY:C	4:Z:289:ILE:N[1_556]	0.37	1.83
4:0:272:ALA:CB	4:X:270:GLU:O[1_556]	0.37	1.83
4:0:196:ARG:CD	4:W:115:ASN:CG[1_556]	0.37	1.83
4:2:162:ASN:CG	4:Z:273:GLY:C[1_556]	0.37	1.83
4:0:162:ASN:CG	4:X:273:GLY:C[1_556]	0.38	1.82
4:2:305:MET:C	4:Z:255:PHE:CD1[1_556]	0.38	1.82
4:2:186:THR:C	4:Z:191:LYS:CA[1_556]	0.38	1.82
4:1:297:ASN:CG	4:Y:316:GLU:OE1[1_556]	0.38	1.82
4:1:285:CYS:SG	4:Y:279:TYR:O[1_556]	0.38	1.82
4:0:337:TYR:CA	4:X:307:PRO:CB[1_556]	0.38	1.82
4:0:152:VAL:CB	4:X:313:MET:CG[1_556]	0.38	1.82
4:2:77:THR:OG1	4:Z:14:SER:C[1_556]	0.38	1.82
4:2:337:TYR:CA	4:Z:307:PRO:CB[1_556]	0.38	1.82
4:1:62:ARG:O	4:W:288:ASP:CB[1_556]	0.39	1.81
4:0:305:MET:C	4:X:255:PHE:CD1[1_556]	0.39	1.81
4:3:270:GLU:OE1	4:Z:286:ASP:CB[1_556]	0.39	1.81
4:1:209:VAL:C	4:Y:193:LEU:O[1_556]	0.39	1.81
4:1:152:VAL:CG2	4:Y:313:MET:CB[1_556]	0.39	1.81
4:1:270:GLU:OE1	4:X:286:ASP:CB[1_556]	0.39	1.81
4:1:369:ILE:CG2	4:Y:345:ILE:C[1_556]	0.40	1.80
4:1:272:ALA:CB	4:Y:270:GLU:O[1_556]	0.40	1.80
4:0:372:ARG:NH2	4:X:145:SER:N[1_556]	0.40	1.80
4:2:369:ILE:CG2	4:Z:345:ILE:C[1_556]	0.40	1.80
4:3:62:ARG:O	4:Y:288:ASP:CB[1_556]	0.41	1.79
4:2:62:ARG:NE	4:Z:205:GLU:N[1_556]	0.41	1.79
4:2:122:ILE:CD1	4:Z:19:ALA:N[1_556]	0.41	1.79
4:0:122:ILE:CD1	4:X:19:ALA:N[1_556]	0.41	1.79
4:0:62:ARG:NE	4:X:205:GLU:N[1_556]	0.41	1.79
4:2:16:LEU:CA	4:Z:214:GLU:CB[1_556]	0.41	1.79
4:2:372:ARG:NH2	4:Z:145:SER:N[1_556]	0.42	1.78
4:2:147:ARG:CG	4:Z:314:GLN:OE1[1_556]	0.42	1.78
4:1:152:VAL:CB	4:Y:313:MET:CG[1_556]	0.42	1.78
4:0:147:ARG:CG	4:X:314:GLN:OE1[1_556]	0.42	1.78
4:0:16:LEU:CA	4:X:214:GLU:CB[1_556]	0.43	1.77
4:0:369:ILE:CG2	4:X:345:ILE:C[1_556]	0.43	1.77
4:1:140:LEU:CD2	4:Y:331:ALA:C[1_556]	0.43	1.77
4:0:209:VAL:C	4:X:193:LEU:O[1_556]	0.43	1.77
4:4:62:ARG:O	4:Z:288:ASP:CB[1_556]	0.43	1.77

Continued on next page...

Continued from previous page...

Atom-1	Atom-2	Interatomic distance (Å)	Clash overlap (Å)
4:0:41:GLN:N	4:V:167:GLU:OE2[1_556]	0.43	1.77
4:2:41:GLN:N	4:X:167:GLU:OE2[1_556]	0.43	1.77
4:1:175:ILE:CB	4:Y:162:ASN:OD1[1_556]	0.44	1.76
4:1:40:HIS:ND1	4:W:166:TYR:CG[1_556]	0.44	1.76
4:4:41:GLN:N	4:Z:167:GLU:OE2[1_556]	0.44	1.76
4:2:209:VAL:C	4:Z:193:LEU:O[1_556]	0.44	1.76
4:1:196:ARG:CD	4:X:115:ASN:CG[1_556]	0.45	1.75
4:2:169:TYR:CE1	4:Z:150:GLY:O[1_556]	0.45	1.75
4:3:40:HIS:ND1	4:Y:166:TYR:CG[1_556]	0.45	1.75
4:1:369:ILE:O	4:Y:143:TYR:CE2[1_556]	0.45	1.75
4:0:285:CYS:SG	4:X:279:TYR:O[1_556]	0.45	1.75
4:2:62:ARG:O	4:X:288:ASP:CB[1_556]	0.45	1.75
4:2:285:CYS:SG	4:Z:279:TYR:O[1_556]	0.45	1.75
4:3:196:ARG:CD	4:Z:115:ASN:CG[1_556]	0.45	1.75
4:1:337:TYR:CA	4:Y:307:PRO:CB[1_556]	0.45	1.75
4:1:79:TRP:CE3	4:Y:18:LYS:N[1_556]	0.45	1.75
4:1:331:ALA:O	4:Y:221:LEU:O[1_556]	0.45	1.75
4:0:169:TYR:CE1	4:X:150:GLY:O[1_556]	0.46	1.74
4:0:62:ARG:O	4:V:288:ASP:CB[1_556]	0.46	1.74
4:1:164:PRO:CD	4:Y:278:THR:CA[1_556]	0.47	1.73
4:1:177:ARG:NH1	4:Y:159:VAL:CA[1_556]	0.47	1.73
4:1:209:VAL:CG2	4:Y:194:THR:C[1_556]	0.47	1.73
4:1:338:SER:OG	4:Y:308:GLY:CA[1_556]	0.47	1.73
4:0:270:GLU:OE1	4:W:286:ASP:CB[1_556]	0.47	1.73
4:2:338:SER:OG	4:Z:308:GLY:CA[1_556]	0.48	1.72
4:0:166:TYR:C	4:X:294:TYR:C[1_556]	0.48	1.72
4:2:166:TYR:C	4:Z:294:TYR:C[1_556]	0.48	1.72
4:0:137:GLN:OE1	4:X:304:THR:N[1_556]	0.48	1.72
4:2:270:GLU:OE1	4:Y:286:ASP:CB[1_556]	0.48	1.72
4:0:209:VAL:CG2	4:X:194:THR:C[1_556]	0.48	1.72
4:1:185:LEU:CG	4:Y:188:TYR:CE1[1_556]	0.48	1.72
4:1:86:TRP:NE1	4:Y:337:TYR:OH[1_556]	0.48	1.72
4:1:372:ARG:NH2	4:Y:145:SER:N[1_556]	0.48	1.72
4:0:338:SER:OG	4:X:308:GLY:CA[1_556]	0.49	1.71
4:1:362:TYR:CA	4:Y:348:SER:OG[1_556]	0.49	1.71
4:1:147:ARG:CG	4:Y:314:GLN:OE1[1_556]	0.49	1.71
4:0:278:THR:O	4:X:276:GLU:CG[1_556]	0.50	1.70
4:1:366:GLY:O	4:Y:347:ALA:N[1_556]	0.50	1.70
4:0:33:SER:C	4:X:210:ARG:NH2[1_556]	0.50	1.70
4:2:137:GLN:OE1	4:Z:304:THR:N[1_556]	0.50	1.70
4:1:16:LEU:CB	4:Y:214:GLU:CA[1_556]	0.50	1.70

Continued on next page...

Continued from previous page...

Atom-1	Atom-2	Interatomic distance (Å)	Clash overlap (Å)
4:2:209:VAL:CG2	4:Z:194:THR:C[1_556]	0.50	1.70
4:2:140:LEU:CD2	4:Z:331:ALA:C[1_556]	0.50	1.70
4:2:33:SER:C	4:Z:210:ARG:NH2[1_556]	0.50	1.70
4:2:278:THR:O	4:Z:276:GLU:CG[1_556]	0.50	1.70
4:2:169:TYR:CD1	4:Z:150:GLY:C[1_556]	0.50	1.70
4:1:278:THR:O	4:Y:276:GLU:CG[1_556]	0.50	1.70
4:0:164:PRO:CD	4:X:278:THR:CA[1_556]	0.50	1.70
4:1:277:THR:CG2	4:Y:272:ALA:C[1_556]	0.51	1.69
4:1:185:LEU:CD2	4:Y:188:TYR:CZ[1_556]	0.51	1.69
4:2:164:PRO:CD	4:Z:278:THR:CA[1_556]	0.51	1.69
4:0:169:TYR:CD1	4:X:150:GLY:C[1_556]	0.51	1.69
4:1:16:LEU:CA	4:Y:214:GLU:CB[1_556]	0.51	1.69
4:0:140:LEU:CD2	4:X:331:ALA:C[1_556]	0.51	1.69
4:2:79:TRP:CE3	4:Z:18:LYS:N[1_556]	0.51	1.69
4:1:169:TYR:CE1	4:Y:150:GLY:O[1_556]	0.52	1.68
4:2:210:ARG:C	4:Z:193:LEU:CD1[1_556]	0.52	1.68
4:3:41:GLN:N	4:Y:167:GLU:OE2[1_556]	0.52	1.68
4:0:79:TRP:CE3	4:X:18:LYS:N[1_556]	0.52	1.68
4:1:137:GLN:OE1	4:Y:304:THR:N[1_556]	0.52	1.68
4:1:301:GLY:N	4:Y:219:VAL:CG2[1_556]	0.52	1.68
4:1:169:TYR:CD1	4:Y:150:GLY:C[1_556]	0.52	1.68
4:1:41:GLN:N	4:W:167:GLU:OE2[1_556]	0.52	1.68
4:1:208:ILE:CG1	4:Y:198:TYR:CE1[1_556]	0.52	1.68
4:0:175:ILE:CB	4:X:162:ASN:OD1[1_556]	0.52	1.68
4:0:277:THR:CG2	4:X:272:ALA:C[1_556]	0.52	1.68
4:0:331:ALA:O	4:X:221:LEU:O[1_556]	0.53	1.67
4:1:268:GLY:O	4:X:284:LYS:O[1_556]	0.53	1.67
4:3:268:GLY:O	4:Z:284:LYS:O[1_556]	0.53	1.67
4:2:277:THR:CG2	4:Z:272:ALA:C[1_556]	0.53	1.67
4:4:40:HIS:ND1	4:Z:166:TYR:CG[1_556]	0.53	1.67
4:2:331:ALA:O	4:Z:221:LEU:O[1_556]	0.53	1.67
4:0:369:ILE:O	4:X:143:TYR:CE2[1_556]	0.53	1.67
4:2:175:ILE:CB	4:Z:162:ASN:OD1[1_556]	0.53	1.67
4:2:369:ILE:O	4:Z:143:TYR:CE2[1_556]	0.53	1.67
4:2:303:THR:CB	4:Z:257:CYS:C[1_556]	0.54	1.66
4:0:210:ARG:C	4:X:193:LEU:CD1[1_556]	0.54	1.66
4:0:40:HIS:ND1	4:V:166:TYR:CG[1_556]	0.54	1.66
4:2:40:HIS:ND1	4:X:166:TYR:CG[1_556]	0.54	1.66
4:0:208:ILE:CG1	4:X:198:TYR:CE1[1_556]	0.54	1.66
4:0:16:LEU:CB	4:X:214:GLU:CA[1_556]	0.55	1.65
4:1:215:LYS:O	4:Y:252:ASN:OD1[1_556]	0.55	1.65

Continued on next page...

Continued from previous page...

Atom-1	Atom-2	Interatomic distance (Å)	Clash overlap (Å)
4:2:208:ILE:CG1	4:Z:198:TYR:CE1[1_556]	0.55	1.65
4:2:233:SER:C	4:Y:367:PRO:CD[1_556]	0.55	1.65
4:0:185:LEU:CD2	4:X:188:TYR:CZ[1_556]	0.55	1.65
4:1:189:LEU:CG	4:Y:195:GLU:CB[1_556]	0.55	1.65
4:2:137:GLN:NE2	4:Z:301:GLY:O[1_556]	0.55	1.65
4:1:62:ARG:CG	4:Y:204:ALA:CA[1_556]	0.55	1.65
4:2:86:TRP:NE1	4:Z:337:TYR:OH[1_556]	0.55	1.65
4:0:86:TRP:NE1	4:X:337:TYR:OH[1_556]	0.55	1.65
4:0:303:THR:CB	4:X:257:CYS:C[1_556]	0.56	1.64
4:0:304:THR:O	4:X:223:PHE:CD1[1_556]	0.56	1.64
4:1:210:ARG:C	4:Y:193:LEU:CD1[1_556]	0.56	1.64
4:2:304:THR:O	4:Z:223:PHE:CD1[1_556]	0.56	1.64
4:1:33:SER:C	4:Y:210:ARG:NH2[1_556]	0.56	1.64
4:2:16:LEU:CB	4:Z:214:GLU:CA[1_556]	0.56	1.64
4:1:303:THR:CB	4:Y:257:CYS:C[1_556]	0.56	1.64
4:1:285:CYS:C	4:Y:283:MET:CB[1_556]	0.56	1.64
4:0:177:ARG:NH1	4:X:159:VAL:CA[1_556]	0.56	1.64
4:2:118:LYS:O	4:Z:340:TRP:NE1[1_556]	0.56	1.64
4:2:296:ASN:CG	4:Z:318:THR:OG1[1_556]	0.56	1.64
4:0:185:LEU:CG	4:X:188:TYR:CE1[1_556]	0.56	1.64
4:2:185:LEU:CD2	4:Z:188:TYR:CZ[1_556]	0.56	1.64
4:2:177:ARG:NH1	4:Z:159:VAL:CA[1_556]	0.57	1.63
4:0:137:GLN:NE2	4:X:301:GLY:O[1_556]	0.57	1.63
4:0:233:SER:C	4:W:367:PRO:CD[1_556]	0.57	1.63
4:1:72:GLU:CA	4:Y:157:ASP:OD2[1_556]	0.57	1.63
4:0:296:ASN:CG	4:X:318:THR:OG1[1_556]	0.57	1.63
4:0:118:LYS:O	4:X:340:TRP:NE1[1_556]	0.57	1.63
4:2:185:LEU:CG	4:Z:188:TYR:CE1[1_556]	0.57	1.63
4:1:296:ASN:CG	4:Y:318:THR:OG1[1_556]	0.57	1.63
4:1:233:SER:CA	4:X:367:PRO:CA[1_556]	0.57	1.63
4:2:301:GLY:N	4:Z:219:VAL:CG2[1_556]	0.57	1.63
4:3:267:ILE:CA	4:Z:173:HIS:CA[1_556]	0.57	1.63
4:2:184:ASP:N	4:Z:188:TYR:N[1_556]	0.58	1.62
4:2:362:TYR:CA	4:Z:348:SER:OG[1_556]	0.58	1.62
4:1:166:TYR:C	4:Y:294:TYR:C[1_556]	0.58	1.62
4:0:301:GLY:N	4:X:219:VAL:CG2[1_556]	0.58	1.62
4:0:267:ILE:CA	4:W:173:HIS:CA[1_556]	0.58	1.62
4:0:362:TYR:CA	4:X:348:SER:OG[1_556]	0.58	1.62
4:0:191:LYS:CE	4:W:110:LEU:CD2[1_556]	0.58	1.62
4:3:233:SER:CA	4:Z:367:PRO:CA[1_556]	0.58	1.62
4:1:107:GLU:O	4:Y:300:SER:C[1_556]	0.58	1.62

Continued on next page...

Continued from previous page...

Atom-1	Atom-2	Interatomic distance (Å)	Clash overlap (Å)
4:0:184:ASP:N	4:X:188:TYR:N[1_556]	0.58	1.62
4:0:114:ALA:CA	4:X:106:THR:CB[1_556]	0.59	1.61
4:2:191:LYS:CE	4:Y:110:LEU:CD2[1_556]	0.59	1.61
4:1:267:ILE:CA	4:X:173:HIS:CA[1_556]	0.59	1.61
4:2:267:ILE:CA	4:Y:173:HIS:CA[1_556]	0.59	1.61
4:2:366:GLY:O	4:Z:347:ALA:N[1_556]	0.59	1.61
4:0:366:GLY:O	4:X:347:ALA:N[1_556]	0.59	1.61
4:2:365:ALA:CB	4:Z:349:LEU:CB[1_556]	0.59	1.61
4:0:285:CYS:C	4:X:283:MET:CB[1_556]	0.60	1.60
4:2:114:ALA:CA	4:Z:106:THR:CB[1_556]	0.60	1.60
4:2:191:LYS:CD	4:Y:110:LEU:CD1[1_556]	0.60	1.60
4:0:365:ALA:CB	4:X:349:LEU:CB[1_556]	0.60	1.60
4:1:362:TYR:O	4:Y:348:SER:CA[1_556]	0.60	1.60
4:2:212:ILE:CA	4:Z:196:ARG:CG[1_556]	0.60	1.60
4:1:116:ARG:CZ	4:Y:141:SER:CA[1_556]	0.61	1.59
4:0:212:ILE:CA	4:X:196:ARG:CG[1_556]	0.61	1.59
4:0:281:SER:OG	4:X:277:THR:N[1_556]	0.61	1.59
4:2:285:CYS:C	4:Z:283:MET:CB[1_556]	0.61	1.59
4:1:162:ASN:CA	4:Y:274:ILE:CA[1_556]	0.61	1.59
4:2:62:ARG:CG	4:Z:204:ALA:CA[1_556]	0.61	1.59
4:1:194:THR:OG1	4:X:177:ARG:NH1[1_556]	0.61	1.59
4:1:114:ALA:CA	4:Y:106:THR:CB[1_556]	0.61	1.59
4:0:208:ILE:C	4:X:198:TYR:CG[1_556]	0.61	1.59
4:2:215:LYS:O	4:Z:252:ASN:OD1[1_556]	0.61	1.59
4:2:208:ILE:C	4:Z:198:TYR:CG[1_556]	0.61	1.59
4:3:227:MET:CB	4:Z:372:ARG:C[1_556]	0.61	1.59
4:0:157:ASP:O	4:X:185:LEU:C[1_556]	0.61	1.59
4:0:191:LYS:CD	4:W:110:LEU:CD1[1_556]	0.62	1.58
4:1:233:SER:C	4:X:367:PRO:CD[1_556]	0.62	1.58
4:0:62:ARG:CG	4:X:204:ALA:CA[1_556]	0.62	1.58
4:1:208:ILE:O	4:Y:198:TYR:CD2[1_556]	0.62	1.58
4:2:281:SER:OG	4:Z:277:THR:N[1_556]	0.62	1.58
4:1:307:PRO:CB	4:Y:227:MET:CA[1_556]	0.62	1.58
4:1:11:ASP:OD1	4:Y:305:MET:CG[1_556]	0.62	1.58
4:1:299:MET:SD	4:Y:312:ARG:CZ[1_556]	0.62	1.58
4:3:194:THR:OG1	4:Z:177:ARG:NH1[1_556]	0.62	1.58
4:0:268:GLY:O	4:W:284:LYS:O[1_556]	0.62	1.58
4:0:215:LYS:O	4:X:252:ASN:OD1[1_556]	0.62	1.58
4:2:72:GLU:CA	4:Z:157:ASP:OD2[1_556]	0.62	1.58
4:1:227:MET:CB	4:X:372:ARG:C[1_556]	0.62	1.58
4:2:268:GLY:O	4:Y:284:LYS:O[1_556]	0.63	1.57

Continued on next page...

Continued from previous page...

Atom-1	Atom-2	Interatomic distance (Å)	Clash overlap (Å)
4:0:134:VAL:CG1	4:X:338:SER:CB[1_556]	0.63	1.57
4:1:208:ILE:C	4:Y:198:TYR:CG[1_556]	0.63	1.57
4:2:189:LEU:CG	4:Z:195:GLU:CB[1_556]	0.63	1.57
4:0:137:GLN:CG	4:X:304:THR:OG1[1_556]	0.63	1.57
4:3:233:SER:C	4:Z:367:PRO:CD[1_556]	0.63	1.57
4:2:107:GLU:O	4:Z:300:SER:C[1_556]	0.63	1.57
4:1:140:LEU:CB	4:Y:331:ALA:CB[1_556]	0.63	1.57
4:2:157:ASP:O	4:Z:185:LEU:C[1_556]	0.63	1.57
4:0:189:LEU:CG	4:X:195:GLU:CB[1_556]	0.63	1.57
4:2:137:GLN:CG	4:Z:304:THR:OG1[1_556]	0.63	1.57
4:1:251:GLY:N	4:X:114:ALA:CB[1_556]	0.63	1.57
4:1:304:THR:O	4:Y:223:PHE:CD1[1_556]	0.63	1.57
4:1:272:ALA:CA	4:Y:270:GLU:CA[1_556]	0.64	1.56
4:2:153:LEU:CD1	4:Z:262:PHE:CA[1_556]	0.64	1.56
4:1:137:GLN:NE2	4:Y:301:GLY:O[1_556]	0.64	1.56
4:2:208:ILE:O	4:Z:198:TYR:CD2[1_556]	0.64	1.56
4:0:72:GLU:CA	4:X:157:ASP:OD2[1_556]	0.64	1.56
4:2:134:VAL:CG1	4:Z:338:SER:CB[1_556]	0.64	1.56
4:2:162:ASN:CA	4:Z:274:ILE:CA[1_556]	0.64	1.56
4:1:362:TYR:C	4:Y:348:SER:CB[1_556]	0.64	1.56
4:1:212:ILE:CA	4:Y:196:ARG:CG[1_556]	0.64	1.56
4:0:367:PRO:CA	4:X:343:GLY:O[1_556]	0.64	1.56
4:0:307:PRO:CB	4:X:227:MET:CA[1_556]	0.64	1.56
4:3:191:LYS:CE	4:Z:110:LEU:CD2[1_556]	0.64	1.56
4:2:307:PRO:CB	4:Z:227:MET:CA[1_556]	0.64	1.56
4:0:162:ASN:CA	4:X:274:ILE:CA[1_556]	0.64	1.56
4:2:11:ASP:OD1	4:Z:305:MET:CG[1_556]	0.64	1.56
4:1:157:ASP:O	4:Y:185:LEU:C[1_556]	0.64	1.56
4:2:299:MET:SD	4:Z:312:ARG:CZ[1_556]	0.64	1.56
4:0:107:GLU:O	4:X:300:SER:C[1_556]	0.64	1.56
4:3:251:GLY:N	4:Z:114:ALA:CB[1_556]	0.64	1.56
4:0:62:ARG:CD	4:X:204:ALA:C[1_556]	0.65	1.55
4:0:153:LEU:CD1	4:X:262:PHE:CA[1_556]	0.65	1.55
4:1:365:ALA:CB	4:Y:349:LEU:CB[1_556]	0.65	1.55
4:0:227:MET:CB	4:W:372:ARG:C[1_556]	0.65	1.55
4:2:194:THR:OG1	4:Y:177:ARG:NH1[1_556]	0.65	1.55
4:2:107:GLU:C	4:Z:301:GLY:N[1_556]	0.65	1.55
4:1:309:ILE:CB	4:Y:259:GLU:OE2[1_556]	0.65	1.55
4:1:137:GLN:CB	4:Y:304:THR:CB[1_556]	0.65	1.55
4:0:231:ALA:CB	4:W:370:VAL:N[1_556]	0.65	1.55
4:1:191:LYS:CD	4:X:110:LEU:CD1[1_556]	0.65	1.55

Continued on next page...

Continued from previous page...

Atom-1	Atom-2	Interatomic distance (Å)	Clash overlap (Å)
4:0:288:ASP:O	4:X:322:PRO:CG[1_556]	0.65	1.55
4:2:288:ASP:O	4:Z:322:PRO:CG[1_556]	0.65	1.55
4:2:62:ARG:CD	4:Z:204:ALA:C[1_556]	0.65	1.55
4:1:141:SER:C	4:Y:310:ALA:CA[1_556]	0.65	1.55
4:1:191:LYS:CE	4:X:110:LEU:CD2[1_556]	0.65	1.55
4:2:367:PRO:CA	4:Z:343:GLY:O[1_556]	0.65	1.55
4:0:194:THR:OG1	4:W:177:ARG:NH1[1_556]	0.65	1.55
4:1:37:ARG:CB	4:Y:60:SER:CB[1_556]	0.66	1.54
4:0:107:GLU:C	4:X:301:GLY:N[1_556]	0.66	1.54
4:2:231:ALA:CB	4:Y:370:VAL:N[1_556]	0.66	1.54
4:1:137:GLN:CG	4:Y:304:THR:OG1[1_556]	0.66	1.54
4:2:227:MET:CB	4:Y:372:ARG:C[1_556]	0.66	1.54
4:0:208:ILE:O	4:X:198:TYR:CD2[1_556]	0.66	1.54
4:1:118:LYS:O	4:Y:340:TRP:NE1[1_556]	0.66	1.54
4:0:11:ASP:OD1	4:X:305:MET:CG[1_556]	0.66	1.54
4:0:37:ARG:CB	4:X:60:SER:CB[1_556]	0.66	1.54
4:1:161:HIS:CA	4:Y:274:ILE:CD1[1_556]	0.66	1.54
4:1:336:LYS:CG	4:Y:218:TYR:CD1[1_556]	0.66	1.54
4:2:366:GLY:CA	4:Z:347:ALA:C[1_556]	0.66	1.54
4:3:191:LYS:CD	4:Z:110:LEU:CD1[1_556]	0.66	1.54
4:0:299:MET:SD	4:X:312:ARG:CZ[1_556]	0.67	1.53
4:2:251:GLY:N	4:Y:114:ALA:CB[1_556]	0.67	1.53
4:2:206:ARG:CA	4:Z:199:SER:C[1_556]	0.67	1.53
4:2:37:ARG:CB	4:Z:60:SER:CB[1_556]	0.67	1.53
4:1:281:SER:OG	4:Y:277:THR:N[1_556]	0.67	1.53
4:2:233:SER:CA	4:Y:367:PRO:CA[1_556]	0.67	1.53
4:0:140:LEU:CB	4:X:331:ALA:CB[1_556]	0.67	1.53
4:0:214:GLU:N	4:X:253:GLU:CD[1_556]	0.67	1.53
4:2:140:LEU:CB	4:Z:331:ALA:CB[1_556]	0.67	1.53
4:1:184:ASP:N	4:Y:188:TYR:N[1_556]	0.67	1.53
4:0:233:SER:CA	4:W:367:PRO:CA[1_556]	0.67	1.53
4:2:368:SER:C	4:Z:346:LEU:CB[1_556]	0.67	1.53
4:0:366:GLY:CA	4:X:347:ALA:C[1_556]	0.67	1.53
4:0:251:GLY:N	4:W:114:ALA:CB[1_556]	0.68	1.52
4:1:134:VAL:CG1	4:Y:338:SER:CB[1_556]	0.68	1.52
4:2:114:ALA:CB	4:Z:106:THR:CA[1_556]	0.68	1.52
4:1:265:SER:C	4:X:173:HIS:CE1[1_556]	0.68	1.52
4:2:336:LYS:CG	4:Z:218:TYR:CD1[1_556]	0.68	1.52
4:2:214:GLU:N	4:Z:253:GLU:CD[1_556]	0.68	1.52
4:1:166:TYR:OH	4:Y:325:MET:SD[1_556]	0.68	1.52
4:1:153:LEU:CD1	4:Y:262:PHE:CA[1_556]	0.68	1.52

Continued on next page...

Continued from previous page...

Atom-1	Atom-2	Interatomic distance (Å)	Clash overlap (Å)
4:1:304:THR:OG1	4:Y:223:PHE:CZ[1_556]	0.68	1.52
4:2:285:CYS:O	4:Z:283:MET:CB[1_556]	0.69	1.51
4:0:206:ARG:CA	4:X:199:SER:C[1_556]	0.69	1.51
4:2:195:GLU:CD	4:Y:110:LEU:N[1_556]	0.69	1.51
4:1:266:PHE:O	4:X:172:PRO:C[1_556]	0.69	1.51
4:1:163:VAL:CG2	4:Y:153:LEU:CD1[1_556]	0.69	1.51
4:3:266:PHE:O	4:Z:172:PRO:C[1_556]	0.69	1.51
4:2:161:HIS:CA	4:Z:274:ILE:CD1[1_556]	0.69	1.51
4:2:215:LYS:NZ	4:Z:249:THR:OG1[1_556]	0.69	1.51
4:0:362:TYR:O	4:X:348:SER:CA[1_556]	0.69	1.51
4:0:114:ALA:CB	4:X:106:THR:CA[1_556]	0.69	1.51
4:2:272:ALA:CA	4:Z:270:GLU:CA[1_556]	0.70	1.50
4:0:304:THR:OG1	4:X:223:PHE:CZ[1_556]	0.70	1.50
4:0:368:SER:C	4:X:346:LEU:CB[1_556]	0.70	1.50
4:1:206:ARG:CA	4:Y:199:SER:C[1_556]	0.70	1.50
4:1:212:ILE:CG1	4:Y:196:ARG:O[1_556]	0.70	1.50
4:2:362:TYR:O	4:Z:348:SER:CA[1_556]	0.70	1.50
4:1:171:LEU:CD1	4:Y:282:ILE:CG1[1_556]	0.70	1.50
4:3:265:SER:C	4:Z:173:HIS:CE1[1_556]	0.70	1.50
4:0:336:LYS:CG	4:X:218:TYR:CD1[1_556]	0.70	1.50
4:1:288:ASP:O	4:Y:322:PRO:CG[1_556]	0.70	1.50
4:2:116:ARG:CZ	4:Z:141:SER:CA[1_556]	0.70	1.50
4:0:215:LYS:NZ	4:X:249:THR:OG1[1_556]	0.70	1.50
4:1:112:PRO:O	4:Y:137:GLN:CG[1_556]	0.70	1.50
4:0:161:HIS:CA	4:X:274:ILE:CD1[1_556]	0.70	1.50
4:0:272:ALA:CA	4:X:270:GLU:CA[1_556]	0.70	1.50
4:0:116:ARG:CZ	4:X:141:SER:CA[1_556]	0.70	1.50
4:0:285:CYS:O	4:X:283:MET:CB[1_556]	0.71	1.49
4:1:165:ILE:CG1	4:Y:297:ASN:CG[1_556]	0.71	1.49
4:1:298:VAL:CA	4:Y:312:ARG:O[1_556]	0.71	1.49
4:0:195:GLU:CD	4:W:110:LEU:N[1_556]	0.71	1.49
4:0:303:THR:OG1	4:X:257:CYS:CA[1_556]	0.71	1.49
4:0:137:GLN:CB	4:X:304:THR:CB[1_556]	0.71	1.49
4:2:304:THR:OG1	4:Z:223:PHE:CZ[1_556]	0.71	1.49
4:1:106:THR:C	4:Y:335:ARG:O[1_556]	0.71	1.49
4:0:166:TYR:OH	4:X:325:MET:SD[1_556]	0.72	1.48
4:2:165:ILE:CG1	4:Z:297:ASN:CG[1_556]	0.72	1.48
4:2:362:TYR:CE2	4:Z:22:ALA:C[1_556]	0.72	1.48
4:1:279:TYR:N	4:Y:276:GLU:OE2[1_556]	0.72	1.48
4:0:362:TYR:C	4:X:348:SER:CB[1_556]	0.72	1.48
4:2:298:VAL:CA	4:Z:312:ARG:O[1_556]	0.72	1.48

Continued on next page...

Continued from previous page...

Atom-1	Atom-2	Interatomic distance (Å)	Clash overlap (Å)
4:2:153:LEU:O	4:Z:262:PHE:CZ[1_556]	0.72	1.48
4:2:137:GLN:CB	4:Z:304:THR:CB[1_556]	0.72	1.48
4:1:197:GLY:CA	4:X:75:ILE:CA[1_556]	0.72	1.48
4:1:195:GLU:CD	4:X:110:LEU:N[1_556]	0.72	1.48
4:1:368:SER:C	4:Y:346:LEU:CB[1_556]	0.73	1.47
4:2:362:TYR:C	4:Z:348:SER:CB[1_556]	0.73	1.47
4:1:182:GLY:O	4:Y:189:LEU:N[1_556]	0.73	1.47
4:2:106:THR:C	4:Z:335:ARG:O[1_556]	0.73	1.47
4:1:62:ARG:CD	4:Y:204:ALA:C[1_556]	0.73	1.47
4:1:107:GLU:C	4:Y:301:GLY:N[1_556]	0.73	1.47
4:2:112:PRO:C	4:Z:137:GLN:CG[1_556]	0.73	1.47
4:0:165:ILE:CG1	4:X:297:ASN:CG[1_556]	0.73	1.47
4:0:153:LEU:O	4:X:262:PHE:CZ[1_556]	0.73	1.47
4:1:335:ARG:CG	4:Y:220:ALA:N[1_556]	0.73	1.47
4:3:231:ALA:CB	4:Z:370:VAL:N[1_556]	0.73	1.47
4:2:303:THR:OG1	4:Z:257:CYS:CA[1_556]	0.73	1.47
4:0:261:LEU:CG	4:X:266:PHE:CG[1_556]	0.73	1.47
4:2:309:ILE:CB	4:Z:259:GLU:OE2[1_556]	0.73	1.47
4:1:114:ALA:CB	4:Y:106:THR:CA[1_556]	0.73	1.47
4:1:367:PRO:CA	4:Y:343:GLY:O[1_556]	0.73	1.47
4:0:112:PRO:C	4:X:137:GLN:CG[1_556]	0.73	1.47
4:0:362:TYR:CE2	4:X:22:ALA:C[1_556]	0.73	1.47
4:2:166:TYR:OH	4:Z:325:MET:SD[1_556]	0.73	1.47
4:1:81:ASP:N	4:Y:31:PHE:CB[1_556]	0.73	1.47
4:0:141:SER:C	4:X:310:ALA:CA[1_556]	0.73	1.47
4:0:212:ILE:CG1	4:X:196:ARG:O[1_556]	0.74	1.46
4:1:167:GLU:C	4:Y:295:ALA:C[1_556]	0.74	1.46
4:2:141:SER:C	4:Z:310:ALA:CA[1_556]	0.74	1.46
4:0:298:VAL:CA	4:X:312:ARG:O[1_556]	0.74	1.46
4:0:309:ILE:CB	4:X:259:GLU:OE2[1_556]	0.74	1.46
4:1:110:LEU:CB	4:Y:161:HIS:CB[1_556]	0.74	1.46
4:0:274:ILE:CG1	4:X:263:GLN:CA[1_556]	0.74	1.46
4:0:110:LEU:CB	4:X:161:HIS:CB[1_556]	0.74	1.46
4:2:265:SER:C	4:Y:173:HIS:CE1[1_556]	0.74	1.46
4:0:86:TRP:CZ2	4:X:337:TYR:CE1[1_556]	0.74	1.46
4:1:231:ALA:CB	4:X:370:VAL:N[1_556]	0.74	1.46
4:2:157:ASP:CB	4:Z:213:LYS:CD[1_556]	0.74	1.46
4:2:105:LEU:N	4:Z:334:GLU:CB[1_556]	0.74	1.46
4:3:195:GLU:CD	4:Z:110:LEU:N[1_556]	0.74	1.46
4:2:167:GLU:C	4:Z:295:ALA:C[1_556]	0.75	1.45
4:1:285:CYS:O	4:Y:283:MET:CB[1_556]	0.75	1.45

Continued on next page...

Continued from previous page...

Atom-1	Atom-2	Interatomic distance (Å)	Clash overlap (Å)
4:3:197:GLY:CA	4:Z:75:ILE:CA[1_556]	0.75	1.45
4:0:279:TYR:N	4:X:276:GLU:OE2[1_556]	0.75	1.45
4:2:279:TYR:N	4:Z:276:GLU:OE2[1_556]	0.75	1.45
4:0:106:THR:C	4:X:335:ARG:O[1_556]	0.75	1.45
4:1:286:ASP:CG	4:Y:290:ARG:NE[1_556]	0.75	1.45
4:1:112:PRO:C	4:Y:137:GLN:CG[1_556]	0.75	1.45
4:2:206:ARG:NH2	4:Z:190:MET:SD[1_556]	0.75	1.45
4:1:332:PRO:CB	4:Y:221:LEU:CD2[1_556]	0.75	1.45
4:1:78:ASN:O	4:Y:31:PHE:O[1_556]	0.75	1.45
4:0:266:PHE:O	4:W:172:PRO:C[1_556]	0.75	1.45
4:2:266:PHE:O	4:Y:172:PRO:C[1_556]	0.75	1.45
4:2:261:LEU:CG	4:Z:266:PHE:CG[1_556]	0.75	1.45
4:0:147:ARG:C	4:X:314:GLN:NE2[1_556]	0.75	1.45
4:1:305:MET:CB	4:Y:255:PHE:CB[1_556]	0.75	1.45
4:2:212:ILE:CG1	4:Z:196:ARG:O[1_556]	0.75	1.45
4:0:116:ARG:NE	4:X:141:SER:CA[1_556]	0.75	1.45
4:2:196:ARG:NH1	4:Y:115:ASN:N[1_556]	0.75	1.45
4:1:173:HIS:CA	4:Y:174:ALA:O[1_556]	0.76	1.44
4:1:366:GLY:CA	4:Y:347:ALA:C[1_556]	0.76	1.44
4:0:206:ARG:NH2	4:X:190:MET:SD[1_556]	0.76	1.44
4:0:265:SER:C	4:W:173:HIS:CE1[1_556]	0.76	1.44
4:2:67:LEU:CD2	4:Z:207:GLU:OE1[1_556]	0.76	1.44
4:2:116:ARG:NE	4:Z:141:SER:CA[1_556]	0.76	1.44
4:2:86:TRP:CZ2	4:Z:337:TYR:CE1[1_556]	0.76	1.44
4:1:78:ASN:CB	4:Y:32:PRO:C[1_556]	0.76	1.44
4:2:197:GLY:CA	4:Y:75:ILE:CA[1_556]	0.76	1.44
4:0:157:ASP:CB	4:X:213:LYS:CD[1_556]	0.76	1.44
4:1:214:GLU:N	4:Y:253:GLU:CD[1_556]	0.76	1.44
4:2:335:ARG:CD	4:Z:220:ALA:CA[1_556]	0.76	1.44
4:0:288:ASP:OD2	4:Z:205:GLU:OE2[1_556]	0.76	1.44
4:0:67:LEU:CD2	4:X:207:GLU:OE1[1_556]	0.76	1.44
4:3:252:ASN:C	4:Z:113:LYS:CB[1_556]	0.76	1.44
4:2:274:ILE:CG1	4:Z:263:GLN:CA[1_556]	0.76	1.44
4:1:369:ILE:N	4:Y:346:LEU:CB[1_556]	0.76	1.44
4:2:110:LEU:CB	4:Z:161:HIS:CB[1_556]	0.76	1.44
4:0:167:GLU:C	4:X:295:ALA:C[1_556]	0.76	1.44
4:1:83:GLU:OE1	4:Y:29:ALA:CB[1_556]	0.76	1.44
4:0:196:ARG:NH1	4:W:115:ASN:N[1_556]	0.77	1.43
4:2:126:THR:CB	4:Z:28:ARG:CG[1_556]	0.77	1.43
4:1:161:HIS:CD2	4:Y:160:THR:CG2[1_556]	0.77	1.43
4:0:105:LEU:N	4:X:334:GLU:CB[1_556]	0.77	1.43

Continued on next page...

Continued from previous page...

Atom-1	Atom-2	Interatomic distance (Å)	Clash overlap (Å)
4:2:147:ARG:C	4:Z:314:GLN:NE2[1_556]	0.77	1.43
4:1:62:ARG:C	4:W:288:ASP:CA[1_556]	0.77	1.43
4:2:81:ASP:N	4:Z:31:PHE:CB[1_556]	0.77	1.43
4:0:335:ARG:CD	4:X:220:ALA:CA[1_556]	0.77	1.43
4:1:252:ASN:C	4:X:113:LYS:CB[1_556]	0.77	1.43
4:0:132:MET:CE	4:X:341:ILE:CG1[1_556]	0.77	1.43
4:3:62:ARG:C	4:Y:288:ASP:CA[1_556]	0.77	1.43
4:1:261:LEU:CG	4:Y:266:PHE:CG[1_556]	0.77	1.43
4:0:112:PRO:O	4:X:137:GLN:CG[1_556]	0.77	1.43
4:1:183:ARG:CB	4:Y:187:ASP:N[1_556]	0.77	1.43
4:1:303:THR:OG1	4:Y:257:CYS:CA[1_556]	0.77	1.43
4:0:116:ARG:N	4:X:339:VAL:CG1[1_556]	0.77	1.43
4:2:171:LEU:CD1	4:Z:282:ILE:CG1[1_556]	0.77	1.43
4:0:175:ILE:CG1	4:X:162:ASN:ND2[1_556]	0.77	1.43
4:0:126:THR:CB	4:X:28:ARG:CG[1_556]	0.77	1.43
4:1:274:ILE:CG1	4:Y:263:GLN:CA[1_556]	0.77	1.43
4:1:67:LEU:CD2	4:Y:207:GLU:OE1[1_556]	0.77	1.43
4:1:183:ARG:C	4:Y:187:ASP:C[1_556]	0.78	1.42
4:2:278:THR:C	4:Z:276:GLU:CG[1_556]	0.78	1.42
4:1:78:ASN:CG	4:Y:32:PRO:O[1_556]	0.78	1.42
4:0:336:LYS:CG	4:X:218:TYR:CG[1_556]	0.78	1.42
4:1:147:ARG:C	4:Y:314:GLN:NE2[1_556]	0.78	1.42
4:2:167:GLU:CA	4:Z:295:ALA:CA[1_556]	0.78	1.42
4:2:183:ARG:CB	4:Z:186:THR:C[1_556]	0.78	1.42
4:1:177:ARG:N	4:Y:178:LEU:CB[1_556]	0.78	1.42
4:0:167:GLU:C	4:X:295:ALA:CA[1_556]	0.78	1.42
4:2:109:PRO:CA	4:Z:154:ASP:N[1_556]	0.78	1.42
4:1:126:THR:CB	4:Y:28:ARG:CG[1_556]	0.78	1.42
4:0:171:LEU:CD1	4:X:282:ILE:CG1[1_556]	0.78	1.42
4:1:153:LEU:O	4:Y:262:PHE:CZ[1_556]	0.78	1.42
4:0:197:GLY:CA	4:W:75:ILE:CA[1_556]	0.78	1.42
4:0:81:ASP:N	4:X:31:PHE:CB[1_556]	0.78	1.42
4:2:163:VAL:CG2	4:Z:153:LEU:CD1[1_556]	0.78	1.42
4:1:362:TYR:CE2	4:Y:22:ALA:C[1_556]	0.78	1.42
4:2:182:GLY:O	4:Z:189:LEU:N[1_556]	0.78	1.42
4:1:261:LEU:CD1	4:Y:266:PHE:CD2[1_556]	0.78	1.42
4:2:112:PRO:O	4:Z:137:GLN:CG[1_556]	0.78	1.42
4:1:167:GLU:CA	4:Y:295:ALA:CA[1_556]	0.78	1.42
4:1:136:ILE:N	4:Y:299:MET:O[1_556]	0.79	1.41
4:1:167:GLU:N	4:Y:294:TYR:C[1_556]	0.79	1.41
4:2:305:MET:CB	4:Z:255:PHE:CB[1_556]	0.79	1.41

Continued on next page...

Continued from previous page...

Atom-1	Atom-2	Interatomic distance (Å)	Clash overlap (Å)
4:0:109:PRO:CA	4:X:154:ASP:N[1_556]	0.79	1.41
4:0:171:LEU:CD1	4:X:282:ILE:CD1[1_556]	0.79	1.41
4:1:215:LYS:NZ	4:Y:249:THR:OG1[1_556]	0.79	1.41
4:0:163:VAL:CG2	4:X:153:LEU:CD1[1_556]	0.79	1.41
4:2:171:LEU:CD1	4:Z:282:ILE:CD1[1_556]	0.79	1.41
4:2:132:MET:CE	4:Z:341:ILE:CG1[1_556]	0.79	1.41
4:2:175:ILE:CG1	4:Z:162:ASN:ND2[1_556]	0.79	1.41
4:0:278:THR:C	4:X:276:GLU:CG[1_556]	0.79	1.41
4:2:116:ARG:N	4:Z:339:VAL:CG1[1_556]	0.79	1.41
4:2:336:LYS:CG	4:Z:218:TYR:CG[1_556]	0.79	1.41
4:0:136:ILE:N	4:X:299:MET:O[1_556]	0.79	1.41
4:1:336:LYS:CG	4:Y:218:TYR:CG[1_556]	0.79	1.41
4:0:183:ARG:CB	4:X:186:THR:C[1_556]	0.79	1.41
4:1:163:VAL:C	4:Y:278:THR:OG1[1_556]	0.79	1.41
4:0:307:PRO:C	4:X:227:MET:CB[1_556]	0.80	1.40
4:2:167:GLU:C	4:Z:295:ALA:CA[1_556]	0.80	1.40
4:1:105:LEU:CA	4:Y:334:GLU:O[1_556]	0.80	1.40
4:2:175:ILE:CB	4:Z:162:ASN:CG[1_556]	0.80	1.40
4:0:305:MET:CB	4:X:255:PHE:CB[1_556]	0.80	1.40
4:2:72:GLU:CA	4:Z:157:ASP:CG[1_556]	0.80	1.40
4:1:132:MET:CE	4:Y:341:ILE:CG1[1_556]	0.80	1.40
4:0:182:GLY:O	4:X:189:LEU:N[1_556]	0.80	1.40
4:1:158:GLY:C	4:Y:181:ALA:O[1_556]	0.80	1.40
4:2:173:HIS:CA	4:Z:174:ALA:O[1_556]	0.80	1.40
4:2:173:HIS:CB	4:Z:174:ALA:O[1_556]	0.80	1.40
4:0:167:GLU:CA	4:X:295:ALA:CA[1_556]	0.80	1.40
4:2:136:ILE:N	4:Z:299:MET:O[1_556]	0.80	1.40
4:1:109:PRO:CA	4:Y:154:ASP:N[1_556]	0.80	1.40
4:1:105:LEU:N	4:Y:334:GLU:CB[1_556]	0.80	1.40
4:1:80:ASP:N	4:Y:31:PHE:CG[1_556]	0.80	1.40
4:2:286:ASP:CG	4:Z:290:ARG:NE[1_556]	0.80	1.40
4:0:72:GLU:CA	4:X:157:ASP:CG[1_556]	0.80	1.40
4:1:86:TRP:CZ2	4:Y:337:TYR:CE1[1_556]	0.80	1.40
4:2:124:PHE:O	4:Z:24:ASP:OD1[1_556]	0.80	1.40
4:0:173:HIS:CB	4:X:174:ALA:O[1_556]	0.80	1.40
4:0:173:HIS:CA	4:X:174:ALA:O[1_556]	0.80	1.40
4:1:138:ALA:C	4:Y:299:MET:SD[1_556]	0.81	1.39
4:0:175:ILE:CB	4:X:162:ASN:CG[1_556]	0.81	1.39
4:1:213:LYS:CD	4:Y:192:ILE:CG1[1_556]	0.81	1.39
4:1:175:ILE:CG1	4:Y:162:ASN:CG[1_556]	0.81	1.39
4:1:279:TYR:N	4:Y:276:GLU:CD[1_556]	0.81	1.39

Continued on next page...

Continued from previous page...

Atom-1	Atom-2	Interatomic distance (Å)	Clash overlap (Å)
4:2:307:PRO:C	4:Z:227:MET:CB[1_556]	0.81	1.39
4:1:157:ASP:CB	4:Y:213:LYS:CD[1_556]	0.81	1.39
4:0:261:LEU:CD1	4:X:266:PHE:CD2[1_556]	0.81	1.39
4:1:172:PRO:CG	4:Y:164:PRO:CD[1_556]	0.81	1.39
4:0:309:ILE:CG1	4:X:259:GLU:OE2[1_556]	0.81	1.39
4:1:206:ARG:NH2	4:Y:190:MET:SD[1_556]	0.81	1.39
4:1:116:ARG:NE	4:Y:141:SER:CA[1_556]	0.81	1.39
4:1:167:GLU:C	4:Y:295:ALA:CA[1_556]	0.81	1.39
4:2:172:PRO:CG	4:Z:164:PRO:N[1_556]	0.81	1.39
4:2:161:HIS:CD2	4:Z:160:THR:CG2[1_556]	0.81	1.39
4:2:261:LEU:CD1	4:Z:266:PHE:CD2[1_556]	0.82	1.38
4:1:278:THR:C	4:Y:276:GLU:CG[1_556]	0.82	1.38
4:2:123:MET:SD	4:Z:26:ALA:CB[1_556]	0.82	1.38
4:1:195:GLU:CD	4:X:109:PRO:C[1_556]	0.82	1.38
4:0:335:ARG:CG	4:X:220:ALA:N[1_556]	0.82	1.38
4:1:164:PRO:C	4:Y:278:THR:CG2[1_556]	0.82	1.38
4:0:80:ASP:N	4:X:31:PHE:CG[1_556]	0.82	1.38
4:3:195:GLU:CD	4:Z:109:PRO:C[1_556]	0.82	1.38
4:1:124:PHE:O	4:Y:24:ASP:OD1[1_556]	0.82	1.38
4:0:124:PHE:O	4:X:24:ASP:OD1[1_556]	0.82	1.38
4:2:80:ASP:N	4:Z:31:PHE:CG[1_556]	0.82	1.38
4:0:286:ASP:CG	4:X:290:ARG:NE[1_556]	0.82	1.38
4:2:153:LEU:CB	4:Z:262:PHE:CD1[1_556]	0.82	1.38
4:2:274:ILE:CB	4:Z:263:GLN:CA[1_556]	0.82	1.38
4:2:78:ASN:O	4:Z:31:PHE:O[1_556]	0.82	1.38
4:2:335:ARG:CG	4:Z:220:ALA:N[1_556]	0.82	1.38
4:2:290:ARG:CG	4:Z:279:TYR:OH[1_556]	0.82	1.38
4:2:309:ILE:CG1	4:Z:259:GLU:OE2[1_556]	0.82	1.38
4:3:230:ALA:O	4:Z:367:PRO:O[1_556]	0.82	1.38
4:1:173:HIS:CB	4:Y:174:ALA:O[1_556]	0.82	1.38
4:0:210:ARG:CB	4:X:193:LEU:CG[1_556]	0.82	1.38
4:2:279:TYR:N	4:Z:276:GLU:CD[1_556]	0.82	1.38
4:2:158:GLY:C	4:Z:181:ALA:O[1_556]	0.82	1.38
4:0:206:ARG:CB	4:X:200:PHE:N[1_556]	0.83	1.37
4:0:161:HIS:CD2	4:X:160:THR:CG2[1_556]	0.83	1.37
4:1:366:GLY:C	4:Y:347:ALA:CA[1_556]	0.83	1.37
4:1:116:ARG:N	4:Y:339:VAL:CG1[1_556]	0.83	1.37
4:0:78:ASN:CB	4:X:32:PRO:C[1_556]	0.83	1.37
4:0:123:MET:SD	4:X:26:ALA:CB[1_556]	0.83	1.37
4:4:62:ARG:C	4:Z:288:ASP:CA[1_556]	0.83	1.37
4:0:78:ASN:O	4:X:31:PHE:O[1_556]	0.83	1.37

Continued on next page...

Continued from previous page...

Atom-1	Atom-2	Interatomic distance (Å)	Clash overlap (Å)
4:1:207:GLU:OE1	4:Y:242:LEU:CD2[1_556]	0.83	1.37
4:0:153:LEU:CA	4:X:262:PHE:CD1[1_556]	0.83	1.37
4:1:183:ARG:O	4:Y:187:ASP:O[1_556]	0.83	1.37
4:2:281:SER:CB	4:Z:276:GLU:C[1_556]	0.83	1.37
4:2:78:ASN:CB	4:Z:32:PRO:C[1_556]	0.83	1.37
4:1:126:THR:OG1	4:Y:28:ARG:CA[1_556]	0.83	1.37
4:1:357:ILE:CG2	4:Y:345:ILE:CG1[1_556]	0.83	1.37
4:0:172:PRO:CG	4:X:164:PRO:N[1_556]	0.83	1.37
4:2:206:ARG:CB	4:Z:200:PHE:N[1_556]	0.83	1.37
4:1:119:MET:C	4:Y:340:TRP:CG[1_556]	0.83	1.37
4:2:178:LEU:C	4:Z:180:LEU:CB[1_556]	0.83	1.37
4:2:332:PRO:CB	4:Z:221:LEU:CD2[1_556]	0.83	1.37
4:0:158:GLY:C	4:X:181:ALA:O[1_556]	0.83	1.37
4:2:62:ARG:C	4:X:288:ASP:CA[1_556]	0.83	1.37
4:0:195:GLU:OE2	4:W:109:PRO:C[1_556]	0.83	1.37
4:1:183:ARG:CB	4:Y:186:THR:C[1_556]	0.84	1.36
4:0:290:ARG:CG	4:X:279:TYR:OH[1_556]	0.84	1.36
4:0:62:ARG:C	4:V:288:ASP:CA[1_556]	0.84	1.36
4:1:71:ILE:O	4:Y:157:ASP:OD1[1_556]	0.84	1.36
4:0:281:SER:CB	4:X:276:GLU:C[1_556]	0.84	1.36
4:0:274:ILE:CB	4:X:263:GLN:CA[1_556]	0.84	1.36
4:0:153:LEU:CB	4:X:262:PHE:CD1[1_556]	0.84	1.36
4:0:126:THR:OG1	4:X:28:ARG:CA[1_556]	0.84	1.36
4:1:120:THR:CB	4:Y:340:TRP:O[1_556]	0.84	1.36
4:2:210:ARG:CB	4:Z:193:LEU:CG[1_556]	0.84	1.36
4:0:252:ASN:C	4:W:113:LYS:CB[1_556]	0.84	1.36
4:0:207:GLU:OE1	4:X:242:LEU:CD2[1_556]	0.84	1.36
4:1:230:ALA:O	4:X:367:PRO:O[1_556]	0.84	1.36
4:1:41:GLN:N	4:W:167:GLU:CD[1_556]	0.84	1.36
4:1:215:LYS:CG	4:Y:196:ARG:NH2[1_556]	0.84	1.36
4:1:371:HIS:CB	4:Y:140:LEU:CD2[1_556]	0.84	1.36
4:0:362:TYR:CD2	4:X:23:GLY:N[1_556]	0.84	1.36
4:1:175:ILE:CG1	4:Y:162:ASN:ND2[1_556]	0.84	1.36
4:0:332:PRO:CB	4:X:221:LEU:CD2[1_556]	0.84	1.36
4:0:279:TYR:N	4:X:276:GLU:CD[1_556]	0.84	1.36
4:0:369:ILE:N	4:X:346:LEU:CB[1_556]	0.85	1.35
4:1:79:TRP:CZ2	4:Y:11:ASP:O[1_556]	0.85	1.35
4:2:177:ARG:N	4:Z:178:LEU:CB[1_556]	0.85	1.35
4:1:307:PRO:C	4:Y:227:MET:CB[1_556]	0.85	1.35
4:1:106:THR:CA	4:Y:335:ARG:C[1_556]	0.85	1.35
4:1:126:THR:C	4:Y:28:ARG:NE[1_556]	0.85	1.35

Continued on next page...

Continued from previous page...

Atom-1	Atom-2	Interatomic distance (Å)	Clash overlap (Å)
4:0:83:GLU:OE1	4:X:29:ALA:CB[1_556]	0.85	1.35
4:2:153:LEU:CA	4:Z:262:PHE:CD1[1_556]	0.85	1.35
4:2:362:TYR:CD2	4:Z:23:GLY:N[1_556]	0.85	1.35
4:2:252:ASN:C	4:Y:113:LYS:CB[1_556]	0.85	1.35
4:1:335:ARG:CB	4:Y:219:VAL:O[1_556]	0.85	1.35
4:2:207:GLU:OE1	4:Z:242:LEU:CD2[1_556]	0.85	1.35
4:3:195:GLU:OE2	4:Z:109:PRO:C[1_556]	0.85	1.35
4:2:292:ASP:N	4:Z:321:ALA:O[1_556]	0.85	1.35
4:1:196:ARG:NH1	4:X:115:ASN:N[1_556]	0.85	1.35
4:2:105:LEU:C	4:Z:334:GLU:C[1_556]	0.85	1.35
4:2:213:LYS:CD	4:Z:192:ILE:CG1[1_556]	0.85	1.35
4:3:41:GLN:N	4:Y:167:GLU:CD[1_556]	0.85	1.35
4:0:153:LEU:O	4:X:262:PHE:CE2[1_556]	0.85	1.35
4:4:40:HIS:CE1	4:Z:166:TYR:CG[1_556]	0.85	1.35
4:1:181:ALA:O	4:Y:188:TYR:CB[1_556]	0.85	1.35
4:2:210:ARG:CG	4:Z:193:LEU:CD2[1_556]	0.85	1.35
4:0:292:ASP:N	4:X:321:ALA:O[1_556]	0.85	1.35
4:0:213:LYS:CD	4:X:192:ILE:CG1[1_556]	0.85	1.35
4:2:369:ILE:N	4:Z:346:LEU:CB[1_556]	0.85	1.35
4:0:178:LEU:C	4:X:180:LEU:CB[1_556]	0.85	1.35
4:2:195:GLU:OE2	4:Y:109:PRO:C[1_556]	0.86	1.34
4:3:196:ARG:NH1	4:Z:115:ASN:N[1_556]	0.86	1.34
4:2:83:GLU:OE1	4:Z:29:ALA:CB[1_556]	0.86	1.34
4:1:172:PRO:CG	4:Y:164:PRO:N[1_556]	0.86	1.34
4:1:74:GLY:CA	4:Y:156:GLY:C[1_556]	0.86	1.34
4:1:175:ILE:CB	4:Y:162:ASN:CG[1_556]	0.86	1.34
4:0:210:ARG:CG	4:X:193:LEU:CD2[1_556]	0.86	1.34
4:1:206:ARG:CB	4:Y:200:PHE:N[1_556]	0.86	1.34
4:0:177:ARG:N	4:X:178:LEU:CB[1_556]	0.86	1.34
4:0:230:ALA:O	4:W:367:PRO:O[1_556]	0.86	1.34
4:1:335:ARG:CD	4:Y:220:ALA:CA[1_556]	0.86	1.34
4:2:40:HIS:CE1	4:X:166:TYR:CG[1_556]	0.86	1.34
4:2:303:THR:N	4:Z:258:PRO:CD[1_556]	0.86	1.34
4:1:118:LYS:CB	4:Y:11:ASP:N[1_556]	0.86	1.34
4:2:126:THR:OG1	4:Z:28:ARG:CA[1_556]	0.86	1.34
4:0:105:LEU:C	4:X:334:GLU:C[1_556]	0.86	1.34
4:0:78:ASN:CG	4:X:32:PRO:O[1_556]	0.86	1.34
4:1:110:LEU:CG	4:Y:161:HIS:CB[1_556]	0.87	1.33
4:1:178:LEU:C	4:Y:180:LEU:CB[1_556]	0.87	1.33
4:2:153:LEU:O	4:Z:262:PHE:CE2[1_556]	0.87	1.33
4:1:305:MET:O	4:Y:255:PHE:CE1[1_556]	0.87	1.33

Continued on next page...

Continued from previous page...

Atom-1	Atom-2	Interatomic distance (Å)	Clash overlap (Å)
4:0:170:ALA:O	4:X:151:ILE:CB[1_556]	0.87	1.33
4:1:215:LYS:NZ	4:Y:249:THR:CB[1_556]	0.87	1.33
4:2:183:ARG:CB	4:Z:187:ASP:N[1_556]	0.87	1.33
4:2:183:ARG:C	4:Z:187:ASP:C[1_556]	0.87	1.33
4:1:195:GLU:OE2	4:X:109:PRO:C[1_556]	0.87	1.33
4:2:78:ASN:CG	4:Z:32:PRO:O[1_556]	0.87	1.33
4:0:183:ARG:CB	4:X:187:ASP:N[1_556]	0.87	1.33
4:0:141:SER:CB	4:X:310:ALA:N[1_556]	0.87	1.33
4:1:205:GLU:O	4:Y:199:SER:N[1_556]	0.87	1.33
4:0:183:ARG:C	4:X:187:ASP:C[1_556]	0.87	1.33
4:0:362:TYR:CD1	4:X:344:SER:O[1_556]	0.87	1.33
4:2:138:ALA:C	4:Z:299:MET:SD[1_556]	0.88	1.32
4:0:40:HIS:CE1	4:V:166:TYR:CG[1_556]	0.88	1.32
4:2:362:TYR:CZ	4:Z:22:ALA:CA[1_556]	0.88	1.32
4:1:153:LEU:CB	4:Y:262:PHE:CD1[1_556]	0.88	1.32
4:2:167:GLU:N	4:Z:294:TYR:C[1_556]	0.88	1.32
4:2:366:GLY:C	4:Z:347:ALA:CA[1_556]	0.88	1.32
4:1:126:THR:CB	4:Y:28:ARG:CB[1_556]	0.88	1.32
4:1:290:ARG:CG	4:Y:279:TYR:OH[1_556]	0.88	1.32
4:0:105:LEU:CA	4:X:334:GLU:C[1_556]	0.88	1.32
4:1:168:GLY:C	4:Y:296:ASN:C[1_556]	0.88	1.32
4:0:40:HIS:ND1	4:V:166:TYR:CD1[1_556]	0.88	1.32
4:0:208:ILE:C	4:X:198:TYR:CD2[1_556]	0.88	1.32
4:2:170:ALA:O	4:Z:151:ILE:CB[1_556]	0.88	1.32
4:1:331:ALA:C	4:Y:221:LEU:C[1_556]	0.88	1.32
4:2:141:SER:CB	4:Z:310:ALA:N[1_556]	0.88	1.32
4:2:230:ALA:O	4:Y:367:PRO:O[1_556]	0.88	1.32
4:0:164:PRO:C	4:X:278:THR:CG2[1_556]	0.88	1.32
4:1:362:TYR:CE2	4:Y:22:ALA:CA[1_556]	0.88	1.32
4:2:185:LEU:CD2	4:Z:188:TYR:CE2[1_556]	0.88	1.32
4:2:297:ASN:ND2	4:Z:316:GLU:OE2[1_556]	0.88	1.32
4:1:274:ILE:CB	4:Y:263:GLN:CA[1_556]	0.88	1.32
4:0:303:THR:N	4:X:258:PRO:CD[1_556]	0.88	1.32
4:0:167:GLU:N	4:X:294:TYR:C[1_556]	0.88	1.32
4:1:297:ASN:ND2	4:Y:316:GLU:OE2[1_556]	0.88	1.32
4:2:335:ARG:CB	4:Z:219:VAL:O[1_556]	0.88	1.32
4:2:290:ARG:O	4:Z:320:LEU:O[1_556]	0.88	1.32
4:1:309:ILE:CG1	4:Y:259:GLU:OE2[1_556]	0.88	1.32
4:2:208:ILE:C	4:Z:198:TYR:CD2[1_556]	0.88	1.32
4:1:208:ILE:CB	4:Y:198:TYR:CD1[1_556]	0.88	1.32
4:0:162:ASN:N	4:X:274:ILE:CA[1_556]	0.89	1.31

Continued on next page...

Continued from previous page...

Atom-1	Atom-2	Interatomic distance (Å)	Clash overlap (Å)
4:3:196:ARG:CZ	4:Z:115:ASN:N[1_556]	0.89	1.31
4:2:164:PRO:C	4:Z:278:THR:CG2[1_556]	0.89	1.31
4:1:171:LEU:CD1	4:Y:282:ILE:CD1[1_556]	0.89	1.31
4:1:126:THR:OG1	4:Y:28:ARG:CB[1_556]	0.89	1.31
4:2:362:TYR:CD1	4:Z:344:SER:O[1_556]	0.89	1.31
4:1:113:LYS:CG	4:Y:136:ILE:CA[1_556]	0.89	1.31
4:1:153:LEU:CA	4:Y:262:PHE:CD1[1_556]	0.89	1.31
4:3:253:GLU:CD	4:Z:112:PRO:C[1_556]	0.89	1.31
4:2:126:THR:C	4:Z:28:ARG:NE[1_556]	0.89	1.31
4:1:362:TYR:CD2	4:Y:23:GLY:N[1_556]	0.89	1.31
4:2:163:VAL:C	4:Z:278:THR:OG1[1_556]	0.89	1.31
4:2:40:HIS:ND1	4:X:166:TYR:CD1[1_556]	0.89	1.31
4:0:138:ALA:C	4:X:299:MET:SD[1_556]	0.89	1.31
4:1:303:THR:N	4:Y:258:PRO:CD[1_556]	0.89	1.31
4:0:362:TYR:CZ	4:X:22:ALA:CA[1_556]	0.89	1.31
4:0:366:GLY:C	4:X:347:ALA:CA[1_556]	0.89	1.31
4:0:297:ASN:ND2	4:X:316:GLU:OE2[1_556]	0.89	1.31
4:0:120:THR:CB	4:X:340:TRP:O[1_556]	0.89	1.31
4:1:253:GLU:CD	4:X:112:PRO:C[1_556]	0.89	1.31
4:0:105:LEU:CA	4:X:334:GLU:O[1_556]	0.89	1.31
4:0:181:ALA:O	4:X:188:TYR:CB[1_556]	0.89	1.31
4:1:290:ARG:O	4:Y:320:LEU:O[1_556]	0.89	1.31
4:1:116:ARG:NH1	4:Y:141:SER:C[1_556]	0.89	1.31
4:0:163:VAL:C	4:X:278:THR:OG1[1_556]	0.89	1.31
4:1:166:TYR:CD1	4:Y:294:TYR:CD2[1_556]	0.89	1.31
4:2:181:ALA:O	4:Z:188:TYR:CB[1_556]	0.89	1.31
4:1:196:ARG:CZ	4:X:115:ASN:N[1_556]	0.89	1.31
4:0:196:ARG:CZ	4:W:115:ASN:N[1_556]	0.90	1.30
4:0:175:ILE:CG1	4:X:162:ASN:CG[1_556]	0.90	1.30
4:2:369:ILE:N	4:Z:346:LEU:CA[1_556]	0.90	1.30
4:1:72:GLU:CA	4:Y:157:ASP:CG[1_556]	0.90	1.30
4:1:177:ARG:NH2	4:Y:158:GLY:O[1_556]	0.90	1.30
4:0:208:ILE:CB	4:X:198:TYR:CD1[1_556]	0.90	1.30
4:2:105:LEU:CA	4:Z:334:GLU:O[1_556]	0.90	1.30
4:0:162:ASN:OD1	4:X:273:GLY:C[1_556]	0.90	1.30
4:1:148:THR:OG1	4:Y:327:ILE:O[1_556]	0.90	1.30
4:2:105:LEU:CA	4:Z:334:GLU:C[1_556]	0.90	1.30
4:2:178:LEU:O	4:Z:180:LEU:CG[1_556]	0.90	1.30
4:2:162:ASN:N	4:Z:274:ILE:CA[1_556]	0.90	1.30
4:2:306:TYR:CD1	4:Z:256:ARG:CG[1_556]	0.90	1.30
4:0:195:GLU:CD	4:W:109:PRO:C[1_556]	0.90	1.30

Continued on next page...

Continued from previous page...

Atom-1	Atom-2	Interatomic distance (Å)	Clash overlap (Å)
4:0:335:ARG:CB	4:X:219:VAL:O[1_556]	0.90	1.30
4:0:162:ASN:C	4:X:274:ILE:O[1_556]	0.90	1.30
4:2:110:LEU:CG	4:Z:161:HIS:CB[1_556]	0.90	1.30
4:0:178:LEU:O	4:X:180:LEU:CG[1_556]	0.90	1.30
4:2:215:LYS:NZ	4:Z:249:THR:CB[1_556]	0.90	1.30
4:2:106:THR:CA	4:Z:335:ARG:C[1_556]	0.90	1.30
4:2:162:ASN:OD1	4:Z:273:GLY:C[1_556]	0.90	1.30
4:0:185:LEU:CD2	4:X:188:TYR:CE2[1_556]	0.90	1.30
4:0:162:ASN:CA	4:X:274:ILE:C[1_556]	0.90	1.30
4:0:357:ILE:CG2	4:X:345:ILE:CG1[1_556]	0.90	1.30
4:1:264:PRO:CB	4:Y:268:GLY:C[1_556]	0.90	1.30
4:1:210:ARG:CG	4:Y:193:LEU:CD2[1_556]	0.90	1.30
4:1:210:ARG:CB	4:Y:193:LEU:CG[1_556]	0.90	1.30
4:2:162:ASN:CA	4:Z:274:ILE:C[1_556]	0.90	1.30
4:1:123:MET:SD	4:Y:26:ALA:CB[1_556]	0.90	1.30
4:2:195:GLU:CD	4:Y:109:PRO:C[1_556]	0.90	1.30
4:1:170:ALA:O	4:Y:151:ILE:CB[1_556]	0.90	1.30
4:2:175:ILE:CG1	4:Z:162:ASN:CG[1_556]	0.90	1.30
4:1:105:LEU:CA	4:Y:334:GLU:C[1_556]	0.90	1.30
4:2:79:TRP:CZ2	4:Z:11:ASP:O[1_556]	0.91	1.29
4:0:116:ARG:NH1	4:X:141:SER:C[1_556]	0.91	1.29
4:0:172:PRO:CG	4:X:164:PRO:CD[1_556]	0.91	1.29
4:0:290:ARG:O	4:X:320:LEU:O[1_556]	0.91	1.29
4:4:40:HIS:ND1	4:Z:166:TYR:CD1[1_556]	0.91	1.29
4:0:215:LYS:NZ	4:X:249:THR:CB[1_556]	0.91	1.29
4:2:196:ARG:CZ	4:Y:115:ASN:N[1_556]	0.91	1.29
4:0:126:THR:CB	4:X:28:ARG:CB[1_556]	0.91	1.29
4:0:126:THR:C	4:X:28:ARG:NE[1_556]	0.91	1.29
4:1:362:TYR:CZ	4:Y:22:ALA:CA[1_556]	0.91	1.29
4:2:172:PRO:CG	4:Z:164:PRO:CD[1_556]	0.91	1.29
4:1:162:ASN:C	4:Y:274:ILE:O[1_556]	0.91	1.29
4:2:120:THR:CB	4:Z:340:TRP:O[1_556]	0.91	1.29
4:1:153:LEU:O	4:Y:262:PHE:CE2[1_556]	0.91	1.29
4:0:71:ILE:O	4:X:157:ASP:OD1[1_556]	0.91	1.29
4:2:148:THR:O	4:Z:328:LYS:N[1_556]	0.91	1.29
4:1:11:ASP:CG	4:Y:305:MET:CB[1_556]	0.91	1.29
4:0:177:ARG:NH2	4:X:158:GLY:O[1_556]	0.91	1.29
4:2:297:ASN:ND2	4:Z:316:GLU:CD[1_556]	0.91	1.29
4:1:294:TYR:N	4:Y:320:LEU:CA[1_556]	0.91	1.29
4:2:162:ASN:C	4:Z:274:ILE:O[1_556]	0.91	1.29
4:2:371:HIS:CB	4:Z:140:LEU:CD2[1_556]	0.91	1.29

Continued on next page...

Continued from previous page...

Atom-1	Atom-2	Interatomic distance (Å)	Clash overlap (Å)
4:2:208:ILE:CB	4:Z:198:TYR:CD1[1_556]	0.91	1.29
4:0:306:TYR:CD1	4:X:256:ARG:CG[1_556]	0.91	1.29
4:1:362:TYR:CD1	4:Y:344:SER:O[1_556]	0.91	1.29
4:0:153:LEU:CG	4:X:262:PHE:CB[1_556]	0.91	1.29
4:0:110:LEU:CG	4:X:161:HIS:CB[1_556]	0.91	1.29
4:0:148:THR:O	4:X:328:LYS:N[1_556]	0.91	1.29
4:4:41:GLN:N	4:Z:167:GLU:CD[1_556]	0.92	1.28
4:2:357:ILE:CG2	4:Z:345:ILE:CG1[1_556]	0.92	1.28
4:2:300:SER:C	4:Z:219:VAL:CG2[1_556]	0.92	1.28
4:0:369:ILE:N	4:X:346:LEU:CA[1_556]	0.92	1.28
4:2:286:ASP:O	4:Z:283:MET:SD[1_556]	0.92	1.28
4:0:371:HIS:CB	4:X:140:LEU:CD2[1_556]	0.92	1.28
4:1:152:VAL:N	4:Y:313:MET:SD[1_556]	0.92	1.28
4:1:366:GLY:CA	4:Y:347:ALA:CA[1_556]	0.92	1.28
4:2:71:ILE:O	4:Z:157:ASP:OD1[1_556]	0.92	1.28
4:2:177:ARG:NH2	4:Z:158:GLY:O[1_556]	0.92	1.28
4:0:106:THR:CA	4:X:335:ARG:C[1_556]	0.92	1.28
4:2:294:TYR:N	4:Z:320:LEU:N[1_556]	0.92	1.28
4:0:79:TRP:CZ2	4:X:11:ASP:O[1_556]	0.92	1.28
4:1:120:THR:OG1	4:Y:340:TRP:C[1_556]	0.92	1.28
4:1:114:ALA:CB	4:Y:106:THR:C[1_556]	0.92	1.28
4:0:183:ARG:O	4:X:187:ASP:O[1_556]	0.92	1.28
4:1:178:LEU:O	4:Y:180:LEU:CG[1_556]	0.92	1.28
4:1:338:SER:N	4:Y:307:PRO:C[1_556]	0.92	1.28
4:2:116:ARG:NH1	4:Z:141:SER:C[1_556]	0.92	1.28
4:2:126:THR:CB	4:Z:28:ARG:CB[1_556]	0.93	1.27
4:2:183:ARG:O	4:Z:187:ASP:O[1_556]	0.93	1.27
4:0:297:ASN:ND2	4:X:316:GLU:CD[1_556]	0.93	1.27
4:1:281:SER:CB	4:Y:276:GLU:C[1_556]	0.93	1.27
4:0:118:LYS:C	4:X:340:TRP:CD1[1_556]	0.93	1.27
4:1:185:LEU:CD2	4:Y:188:TYR:CE2[1_556]	0.93	1.27
4:0:286:ASP:O	4:X:283:MET:SD[1_556]	0.93	1.27
4:0:233:SER:CA	4:W:367:PRO:N[1_556]	0.93	1.27
4:0:300:SER:C	4:X:219:VAL:CG2[1_556]	0.93	1.27
4:2:41:GLN:N	4:X:167:GLU:CD[1_556]	0.93	1.27
4:0:119:MET:C	4:X:340:TRP:CG[1_556]	0.93	1.27
4:1:134:VAL:CB	4:Y:338:SER:CA[1_556]	0.93	1.27
4:2:118:LYS:C	4:Z:340:TRP:CD1[1_556]	0.93	1.27
4:0:366:GLY:CA	4:X:347:ALA:CA[1_556]	0.93	1.27
4:2:152:VAL:N	4:Z:313:MET:SD[1_556]	0.93	1.27
4:1:77:THR:O	4:Y:33:SER:OG[1_556]	0.93	1.27

Continued on next page...

Continued from previous page...

Atom-1	Atom-2	Interatomic distance (Å)	Clash overlap (Å)
4:2:119:MET:C	4:Z:340:TRP:CG[1_556]	0.93	1.27
4:0:331:ALA:C	4:X:221:LEU:C[1_556]	0.93	1.27
4:2:153:LEU:CG	4:Z:262:PHE:CB[1_556]	0.93	1.27
4:0:294:TYR:N	4:X:320:LEU:N[1_556]	0.93	1.27
4:1:281:SER:OG	4:Y:277:THR:CA[1_556]	0.93	1.27
4:1:124:PHE:O	4:Y:24:ASP:CG[1_556]	0.93	1.27
4:0:41:GLN:N	4:V:167:GLU:CD[1_556]	0.93	1.27
4:1:292:ASP:N	4:Y:321:ALA:O[1_556]	0.93	1.27
4:0:215:LYS:CG	4:X:196:ARG:NH2[1_556]	0.93	1.27
4:1:186:THR:CG2	4:Y:190:MET:O[1_556]	0.93	1.27
4:1:286:ASP:O	4:Y:283:MET:SD[1_556]	0.93	1.27
4:1:369:ILE:N	4:Y:346:LEU:CA[1_556]	0.94	1.26
4:0:366:GLY:C	4:X:347:ALA:N[1_556]	0.94	1.26
4:2:215:LYS:CG	4:Z:196:ARG:NH2[1_556]	0.94	1.26
4:1:214:GLU:N	4:Y:253:GLU:CG[1_556]	0.94	1.26
4:1:105:LEU:C	4:Y:334:GLU:C[1_556]	0.94	1.26
4:1:40:HIS:CE1	4:W:166:TYR:CG[1_556]	0.94	1.26
4:1:300:SER:C	4:Y:219:VAL:CG2[1_556]	0.94	1.26
4:0:189:LEU:CB	4:X:195:GLU:CB[1_556]	0.94	1.26
4:2:166:TYR:CA	4:Z:294:TYR:CA[1_556]	0.94	1.26
4:2:205:GLU:O	4:Z:199:SER:N[1_556]	0.94	1.26
4:2:233:SER:CA	4:Y:367:PRO:N[1_556]	0.94	1.26
4:2:210:ARG:CA	4:Z:193:LEU:CG[1_556]	0.94	1.26
4:0:305:MET:O	4:X:255:PHE:CZ[1_556]	0.94	1.26
4:0:305:MET:O	4:X:255:PHE:CE1[1_556]	0.94	1.26
4:1:10:CYS:SG	4:Y:336:LYS:CE[1_556]	0.95	1.25
4:2:11:ASP:CB	4:Z:305:MET:CE[1_556]	0.95	1.25
4:0:72:GLU:N	4:X:157:ASP:CG[1_556]	0.95	1.25
4:2:295:ALA:N	4:Z:319:ALA:CA[1_556]	0.95	1.25
4:2:264:PRO:CB	4:Z:268:GLY:C[1_556]	0.95	1.25
4:0:205:GLU:O	4:X:199:SER:N[1_556]	0.95	1.25
4:1:294:TYR:C	4:Y:319:ALA:O[1_556]	0.95	1.25
4:2:74:GLY:CA	4:Z:156:GLY:C[1_556]	0.95	1.25
4:0:332:PRO:CD	4:X:221:LEU:CB[1_556]	0.95	1.25
4:2:189:LEU:CB	4:Z:195:GLU:CB[1_556]	0.95	1.25
4:0:152:VAL:N	4:X:313:MET:SD[1_556]	0.95	1.25
4:2:366:GLY:C	4:Z:347:ALA:N[1_556]	0.95	1.25
4:2:203:THR:OG1	4:Z:205:GLU:CG[1_556]	0.95	1.25
4:2:296:ASN:CG	4:Z:318:THR:CB[1_556]	0.95	1.25
4:0:272:ALA:N	4:X:270:GLU:CA[1_556]	0.95	1.25
4:3:40:HIS:CE1	4:Y:166:TYR:CG[1_556]	0.95	1.25

Continued on next page...

Continued from previous page...

Atom-1	Atom-2	Interatomic distance (Å)	Clash overlap (Å)
4:1:208:ILE:C	4:Y:198:TYR:CD2[1_556]	0.95	1.25
4:1:231:ALA:CB	4:X:370:VAL:CA[1_556]	0.95	1.25
4:1:162:ASN:N	4:Y:274:ILE:CA[1_556]	0.95	1.25
4:0:118:LYS:CB	4:X:11:ASP:N[1_556]	0.95	1.25
4:2:331:ALA:C	4:Z:221:LEU:C[1_556]	0.95	1.25
4:2:309:ILE:CD1	4:Z:259:GLU:CG[1_556]	0.95	1.25
4:2:366:GLY:CA	4:Z:347:ALA:CA[1_556]	0.95	1.25
4:1:266:PHE:C	4:X:173:HIS:N[1_556]	0.95	1.25
4:0:74:GLY:CA	4:X:156:GLY:C[1_556]	0.95	1.25
4:2:305:MET:O	4:Z:255:PHE:CE1[1_556]	0.95	1.25
4:2:214:GLU:N	4:Z:253:GLU:CG[1_556]	0.95	1.25
4:0:166:TYR:CA	4:X:294:TYR:CA[1_556]	0.95	1.25
4:2:118:LYS:CB	4:Z:11:ASP:N[1_556]	0.95	1.25
4:0:213:LYS:C	4:X:253:GLU:OE1[1_556]	0.95	1.25
4:1:296:ASN:CG	4:Y:318:THR:CB[1_556]	0.96	1.24
4:3:231:ALA:CB	4:Z:370:VAL:CA[1_556]	0.96	1.24
4:1:166:TYR:CA	4:Y:294:TYR:CA[1_556]	0.96	1.24
4:0:203:THR:OG1	4:X:205:GLU:CG[1_556]	0.96	1.24
4:0:11:ASP:CB	4:X:305:MET:CE[1_556]	0.96	1.24
4:1:117:GLU:O	4:Y:9:VAL:CG1[1_556]	0.96	1.24
4:2:126:THR:OG1	4:Z:28:ARG:CB[1_556]	0.96	1.24
4:1:162:ASN:CA	4:Y:274:ILE:C[1_556]	0.96	1.24
4:2:305:MET:O	4:Z:255:PHE:CZ[1_556]	0.96	1.24
4:0:74:GLY:N	4:X:156:GLY:O[1_556]	0.96	1.24
4:1:74:GLY:CA	4:Y:156:GLY:O[1_556]	0.96	1.24
4:0:296:ASN:CG	4:X:318:THR:CB[1_556]	0.96	1.24
4:2:148:THR:C	4:Z:328:LYS:N[1_556]	0.96	1.24
4:1:332:PRO:CD	4:Y:221:LEU:CB[1_556]	0.96	1.24
4:2:113:LYS:CG	4:Z:136:ILE:CA[1_556]	0.96	1.24
4:1:72:GLU:N	4:Y:157:ASP:CG[1_556]	0.96	1.24
4:0:210:ARG:CA	4:X:193:LEU:CG[1_556]	0.96	1.24
4:0:309:ILE:CD1	4:X:259:GLU:CD[1_556]	0.96	1.24
4:1:233:SER:C	4:X:367:PRO:N[1_556]	0.96	1.24
4:3:233:SER:C	4:Z:367:PRO:N[1_556]	0.96	1.24
4:1:59:GLN:CG	4:Y:208:ILE:CB[1_556]	0.96	1.24
4:2:168:GLY:C	4:Z:296:ASN:C[1_556]	0.96	1.24
4:2:80:ASP:N	4:Z:31:PHE:CD1[1_556]	0.96	1.24
4:3:40:HIS:ND1	4:Y:166:TYR:CD1[1_556]	0.96	1.24
4:2:213:LYS:C	4:Z:253:GLU:OE1[1_556]	0.96	1.24
4:0:274:ILE:CD1	4:X:263:GLN:C[1_556]	0.96	1.24
4:1:81:ASP:OD2	4:Y:32:PRO:CG[1_556]	0.96	1.24

Continued on next page...

Continued from previous page...

Atom-1	Atom-2	Interatomic distance (Å)	Clash overlap (Å)
4:1:264:PRO:CA	4:Y:268:GLY:CA[1_556]	0.96	1.24
4:2:74:GLY:N	4:Z:156:GLY:O[1_556]	0.96	1.24
4:3:266:PHE:C	4:Z:173:HIS:N[1_556]	0.96	1.24
4:0:113:LYS:CG	4:X:136:ILE:CA[1_556]	0.97	1.23
4:0:264:PRO:CB	4:X:268:GLY:C[1_556]	0.97	1.23
4:2:294:TYR:N	4:Z:320:LEU:CA[1_556]	0.97	1.23
4:1:309:ILE:CD1	4:Y:259:GLU:CG[1_556]	0.97	1.23
4:1:153:LEU:CG	4:Y:262:PHE:CB[1_556]	0.97	1.23
4:0:362:TYR:CE2	4:X:22:ALA:CA[1_556]	0.97	1.23
4:2:272:ALA:N	4:Z:270:GLU:CA[1_556]	0.97	1.23
4:1:148:THR:C	4:Y:328:LYS:N[1_556]	0.97	1.23
4:1:62:ARG:CZ	4:Y:205:GLU:CA[1_556]	0.97	1.23
4:1:141:SER:CB	4:Y:310:ALA:N[1_556]	0.97	1.23
4:2:72:GLU:N	4:Z:157:ASP:CG[1_556]	0.97	1.23
4:0:72:GLU:CB	4:X:157:ASP:OD2[1_556]	0.97	1.23
4:0:295:ALA:N	4:X:319:ALA:CA[1_556]	0.97	1.23
4:0:155:SER:O	4:X:258:PRO:CA[1_556]	0.97	1.23
4:1:162:ASN:OD1	4:Y:273:GLY:C[1_556]	0.97	1.23
4:0:309:ILE:CD1	4:X:259:GLU:CG[1_556]	0.97	1.23
4:2:279:TYR:C	4:Z:276:GLU:OE1[1_556]	0.97	1.23
4:2:332:PRO:CD	4:Z:221:LEU:CB[1_556]	0.97	1.23
4:0:120:THR:OG1	4:X:340:TRP:C[1_556]	0.97	1.23
4:0:86:TRP:CE2	4:X:337:TYR:CZ[1_556]	0.97	1.23
4:0:126:THR:OG1	4:X:28:ARG:CB[1_556]	0.97	1.23
4:2:72:GLU:CB	4:Z:157:ASP:OD2[1_556]	0.97	1.23
4:1:366:GLY:C	4:Y:347:ALA:N[1_556]	0.97	1.23
4:2:362:TYR:CE2	4:Z:22:ALA:CA[1_556]	0.97	1.23
4:1:73:HIS:CA	4:Y:157:ASP:O[1_556]	0.97	1.23
4:0:214:GLU:N	4:X:253:GLU:CG[1_556]	0.97	1.23
4:2:309:ILE:CD1	4:Z:259:GLU:CD[1_556]	0.97	1.23
4:0:148:THR:OG1	4:X:327:ILE:O[1_556]	0.97	1.23
4:1:177:ARG:CG	4:Y:178:LEU:O[1_556]	0.97	1.23
4:1:182:GLY:C	4:Y:189:LEU:N[1_556]	0.97	1.23
4:0:294:TYR:N	4:X:320:LEU:CA[1_556]	0.97	1.23
4:0:168:GLY:C	4:X:296:ASN:C[1_556]	0.97	1.23
4:0:64:ILE:CG1	4:V:291:LYS:NZ[1_556]	0.97	1.23
4:2:64:ILE:CG1	4:X:291:LYS:NZ[1_556]	0.97	1.23
4:1:33:SER:CB	4:Y:210:ARG:NH1[1_556]	0.97	1.23
4:1:173:HIS:NE2	4:Y:281:SER:O[1_556]	0.98	1.22
4:1:40:HIS:ND1	4:W:166:TYR:CD1[1_556]	0.98	1.22
4:0:113:LYS:N	4:X:137:GLN:N[1_556]	0.98	1.22

Continued on next page...

Continued from previous page...

Atom-1	Atom-2	Interatomic distance (Å)	Clash overlap (Å)
4:0:11:ASP:CG	4:X:305:MET:CB[1_556]	0.98	1.22
4:2:113:LYS:N	4:Z:137:GLN:N[1_556]	0.98	1.22
4:0:253:GLU:CD	4:W:112:PRO:C[1_556]	0.98	1.22
4:0:59:GLN:CG	4:X:208:ILE:CB[1_556]	0.98	1.22
4:1:203:THR:OG1	4:Y:205:GLU:CG[1_556]	0.98	1.22
4:0:140:LEU:CD2	4:X:331:ALA:O[1_556]	0.98	1.22
4:2:140:LEU:CD2	4:Z:331:ALA:O[1_556]	0.98	1.22
4:1:298:VAL:CB	4:Y:312:ARG:C[1_556]	0.98	1.22
4:3:191:LYS:CG	4:Z:110:LEU:CD1[1_556]	0.98	1.22
4:0:362:TYR:O	4:X:348:SER:CB[1_556]	0.98	1.22
4:0:34:ILE:N	4:X:210:ARG:NH2[1_556]	0.98	1.22
4:0:299:MET:CA	4:X:312:ARG:CG[1_556]	0.98	1.22
4:2:37:ARG:NH1	4:Z:56:ASP:CB[1_556]	0.98	1.22
4:0:206:ARG:CA	4:X:199:SER:CA[1_556]	0.98	1.22
4:0:338:SER:N	4:X:307:PRO:C[1_556]	0.98	1.22
4:2:134:VAL:CG1	4:Z:338:SER:CA[1_556]	0.98	1.22
4:0:177:ARG:NH1	4:X:159:VAL:C[1_556]	0.98	1.22
4:2:120:THR:OG1	4:Z:340:TRP:C[1_556]	0.98	1.22
4:0:279:TYR:C	4:X:276:GLU:OE1[1_556]	0.98	1.22
4:2:124:PHE:C	4:Z:24:ASP:CG[1_556]	0.98	1.22
4:4:64:ILE:CG1	4:Z:291:LYS:NZ[1_556]	0.98	1.22
4:2:86:TRP:CE2	4:Z:337:TYR:CZ[1_556]	0.98	1.22
4:2:289:ILE:CG1	4:Z:294:TYR:OH[1_556]	0.98	1.22
4:0:148:THR:C	4:X:328:LYS:N[1_556]	0.98	1.22
4:2:148:THR:OG1	4:Z:327:ILE:O[1_556]	0.98	1.22
4:1:266:PHE:O	4:X:173:HIS:N[1_556]	0.98	1.22
4:0:72:GLU:CD	4:X:183:ARG:NE[1_556]	0.98	1.22
4:0:80:ASP:N	4:X:31:PHE:CD1[1_556]	0.98	1.22
4:1:306:TYR:CD1	4:Y:256:ARG:CG[1_556]	0.98	1.22
4:2:299:MET:CA	4:Z:312:ARG:CG[1_556]	0.98	1.22
4:1:261:LEU:CA	4:Y:266:PHE:CA[1_556]	0.98	1.22
4:0:289:ILE:CG1	4:X:294:TYR:OH[1_556]	0.98	1.22
4:2:177:ARG:NH1	4:Z:159:VAL:C[1_556]	0.98	1.22
4:2:281:SER:OG	4:Z:277:THR:CA[1_556]	0.99	1.21
4:1:285:CYS:SG	4:Y:279:TYR:C[1_556]	0.99	1.21
4:2:274:ILE:CD1	4:Z:263:GLN:C[1_556]	0.99	1.21
4:0:134:VAL:CB	4:X:338:SER:CA[1_556]	0.99	1.21
4:2:253:GLU:CD	4:Y:112:PRO:C[1_556]	0.99	1.21
4:1:142:LEU:CD2	4:Y:329:ILE:CD1[1_556]	0.99	1.21
4:0:305:MET:CA	4:X:255:PHE:CG[1_556]	0.99	1.21
4:1:165:ILE:CG1	4:Y:297:ASN:ND2[1_556]	0.99	1.21

Continued on next page...

Continued from previous page...

Atom-1	Atom-2	Interatomic distance (Å)	Clash overlap (Å)
4:2:264:PRO:CA	4:Z:268:GLY:CA[1_556]	0.99	1.21
4:2:362:TYR:O	4:Z:348:SER:CB[1_556]	0.99	1.21
4:1:278:THR:C	4:Y:276:GLU:CD[1_556]	0.99	1.21
4:1:338:SER:CA	4:Y:308:GLY:N[1_556]	0.99	1.21
4:0:105:LEU:C	4:X:335:ARG:N[1_556]	0.99	1.21
4:0:124:PHE:C	4:X:24:ASP:CG[1_556]	0.99	1.21
4:3:233:SER:CA	4:Z:367:PRO:N[1_556]	0.99	1.21
4:1:118:LYS:CD	4:Y:10:CYS:CA[1_556]	0.99	1.21
4:0:166:TYR:CD1	4:X:294:TYR:CD2[1_556]	0.99	1.21
4:2:305:MET:CA	4:Z:255:PHE:CG[1_556]	0.99	1.21
4:2:11:ASP:CG	4:Z:305:MET:CB[1_556]	0.99	1.21
4:2:134:VAL:CB	4:Z:338:SER:CA[1_556]	0.99	1.21
4:2:59:GLN:CG	4:Z:208:ILE:CB[1_556]	0.99	1.21
4:0:32:PRO:CB	4:X:211:ASP:CB[1_556]	0.99	1.21
4:2:155:SER:O	4:Z:258:PRO:CA[1_556]	0.99	1.21
4:1:305:MET:O	4:Y:255:PHE:CZ[1_556]	0.99	1.21
4:2:82:MET:CB	4:Z:30:VAL:CG1[1_556]	0.99	1.21
4:0:37:ARG:NH1	4:X:56:ASP:CB[1_556]	0.99	1.21
4:2:34:ILE:N	4:Z:210:ARG:NH2[1_556]	0.99	1.21
4:0:74:GLY:CA	4:X:156:GLY:O[1_556]	0.99	1.21
4:0:110:LEU:CG	4:X:161:HIS:CA[1_556]	0.99	1.21
4:1:191:LYS:CG	4:X:110:LEU:CD1[1_556]	0.99	1.21
4:1:115:ASN:CB	4:Y:11:ASP:OD1[1_556]	0.99	1.21
4:2:166:TYR:CD1	4:Z:294:TYR:CD2[1_556]	0.99	1.21
4:1:297:ASN:ND2	4:Y:316:GLU:CD[1_556]	0.99	1.21
4:1:124:PHE:C	4:Y:24:ASP:CG[1_556]	0.99	1.21
4:1:211:ASP:CG	4:Y:249:THR:O[1_556]	0.99	1.21
4:2:123:MET:CA	4:Z:26:ALA:O[1_556]	0.99	1.21
4:1:155:SER:O	4:Y:258:PRO:CA[1_556]	0.99	1.21
4:1:210:ARG:CA	4:Y:193:LEU:CG[1_556]	0.99	1.21
4:0:107:GLU:C	4:X:300:SER:C[1_556]	0.99	1.21
4:0:149:THR:CG2	4:X:327:ILE:CD1[1_556]	0.99	1.21
4:0:173:HIS:NE2	4:X:281:SER:O[1_556]	1.00	1.20
4:0:294:TYR:C	4:X:319:ALA:O[1_556]	1.00	1.20
4:2:338:SER:N	4:Z:307:PRO:C[1_556]	1.00	1.20
4:2:294:TYR:C	4:Z:319:ALA:O[1_556]	1.00	1.20
4:2:72:GLU:CD	4:Z:183:ARG:NE[1_556]	1.00	1.20
4:0:81:ASP:OD2	4:X:32:PRO:CG[1_556]	1.00	1.20
4:2:286:ASP:CB	4:Z:290:ARG:NE[1_556]	1.00	1.20
4:1:206:ARG:CA	4:Y:199:SER:CA[1_556]	1.00	1.20
4:0:82:MET:CB	4:X:30:VAL:CG1[1_556]	1.00	1.20

Continued on next page...

Continued from previous page...

Atom-1	Atom-2	Interatomic distance (Å)	Clash overlap (Å)
4:0:124:PHE:C	4:X:24:ASP:CB[1_556]	1.00	1.20
4:1:277:THR:CG2	4:Y:272:ALA:O[1_556]	1.00	1.20
4:3:266:PHE:O	4:Z:173:HIS:N[1_556]	1.00	1.20
4:1:34:ILE:N	4:Y:210:ARG:NH2[1_556]	1.00	1.20
4:0:338:SER:CA	4:X:308:GLY:N[1_556]	1.00	1.20
4:1:153:LEU:CD2	4:Y:262:PHE:CB[1_556]	1.00	1.20
4:2:206:ARG:CA	4:Z:199:SER:CA[1_556]	1.00	1.20
4:0:124:PHE:O	4:X:24:ASP:CG[1_556]	1.00	1.20
4:0:182:GLY:C	4:X:189:LEU:N[1_556]	1.00	1.20
4:0:286:ASP:CB	4:X:290:ARG:NE[1_556]	1.00	1.20
4:0:191:LYS:CD	4:W:110:LEU:CG[1_556]	1.00	1.20
4:1:161:HIS:NE2	4:Y:160:THR:CB[1_556]	1.00	1.20
4:0:134:VAL:CG1	4:X:338:SER:CA[1_556]	1.00	1.20
4:2:207:GLU:OE1	4:Z:242:LEU:CG[1_556]	1.00	1.20
4:0:113:LYS:CB	4:X:136:ILE:C[1_556]	1.00	1.20
4:1:11:ASP:CB	4:Y:305:MET:CE[1_556]	1.00	1.20
4:1:233:SER:CA	4:X:367:PRO:N[1_556]	1.00	1.20
4:1:123:MET:CA	4:Y:26:ALA:O[1_556]	1.00	1.20
4:0:281:SER:OG	4:X:277:THR:CA[1_556]	1.00	1.20
4:0:116:ARG:CZ	4:X:141:SER:C[1_556]	1.00	1.20
4:1:337:TYR:C	4:Y:307:PRO:CA[1_556]	1.00	1.20
4:1:274:ILE:CD1	4:Y:263:GLN:C[1_556]	1.00	1.20
4:2:182:GLY:C	4:Z:189:LEU:N[1_556]	1.00	1.20
4:2:32:PRO:CB	4:Z:211:ASP:CB[1_556]	1.00	1.20
4:0:123:MET:CA	4:X:26:ALA:O[1_556]	1.00	1.20
4:2:124:PHE:CA	4:Z:24:ASP:CA[1_556]	1.00	1.20
4:2:107:GLU:C	4:Z:300:SER:C[1_556]	1.00	1.20
4:1:37:ARG:NH1	4:Y:56:ASP:CA[1_556]	1.00	1.20
4:1:113:LYS:N	4:Y:137:GLN:N[1_556]	1.00	1.20
4:1:279:TYR:C	4:Y:276:GLU:OE1[1_556]	1.01	1.19
4:2:149:THR:CG2	4:Z:327:ILE:CD1[1_556]	1.01	1.19
4:1:110:LEU:CG	4:Y:161:HIS:CA[1_556]	1.01	1.19
4:1:189:LEU:CB	4:Y:195:GLU:CB[1_556]	1.01	1.19
4:2:116:ARG:CZ	4:Z:141:SER:C[1_556]	1.01	1.19
4:2:105:LEU:C	4:Z:335:ARG:N[1_556]	1.01	1.19
4:0:114:ALA:CB	4:X:106:THR:C[1_556]	1.01	1.19
4:1:72:GLU:CD	4:Y:183:ARG:NE[1_556]	1.01	1.19
4:0:285:CYS:SG	4:X:279:TYR:C[1_556]	1.01	1.19
4:1:148:THR:O	4:Y:328:LYS:N[1_556]	1.01	1.19
4:2:112:PRO:CB	4:Z:137:GLN:NE2[1_556]	1.01	1.19
4:2:196:ARG:NE	4:Y:115:ASN:OD1[1_556]	1.01	1.19

Continued on next page...

Continued from previous page...

Atom-1	Atom-2	Interatomic distance (Å)	Clash overlap (Å)
4:2:81:ASP:OD2	4:Z:32:PRO:CG[1_556]	1.01	1.19
4:0:211:ASP:CG	4:X:249:THR:O[1_556]	1.01	1.19
4:2:266:PHE:C	4:Y:173:HIS:N[1_556]	1.01	1.19
4:1:295:ALA:N	4:Y:319:ALA:CA[1_556]	1.01	1.19
4:2:124:PHE:O	4:Z:24:ASP:CG[1_556]	1.01	1.19
4:0:77:THR:OG1	4:X:15:GLY:N[1_556]	1.01	1.19
4:2:77:THR:OG1	4:Z:15:GLY:N[1_556]	1.01	1.19
4:0:129:VAL:CG2	4:X:25:ASP:CB[1_556]	1.01	1.19
4:2:129:VAL:CG2	4:Z:25:ASP:CB[1_556]	1.01	1.19
4:0:264:PRO:CA	4:X:268:GLY:CA[1_556]	1.01	1.19
4:2:110:LEU:CG	4:Z:161:HIS:CA[1_556]	1.01	1.19
4:0:304:THR:CB	4:X:223:PHE:CE2[1_556]	1.01	1.19
4:1:294:TYR:N	4:Y:320:LEU:N[1_556]	1.01	1.19
4:1:122:ILE:CG1	4:Y:19:ALA:C[1_556]	1.01	1.19
4:0:207:GLU:OE1	4:X:242:LEU:CG[1_556]	1.01	1.19
4:2:117:GLU:O	4:Z:9:VAL:CG1[1_556]	1.01	1.19
4:1:209:VAL:N	4:Y:198:TYR:CB[1_556]	1.01	1.19
4:2:74:GLY:CA	4:Z:156:GLY:O[1_556]	1.01	1.19
4:1:16:LEU:CD2	4:Y:213:LYS:C[1_556]	1.01	1.19
4:2:304:THR:CB	4:Z:223:PHE:CE2[1_556]	1.01	1.19
4:1:74:GLY:N	4:Y:156:GLY:O[1_556]	1.01	1.19
4:1:112:PRO:CB	4:Y:137:GLN:NE2[1_556]	1.01	1.19
4:1:196:ARG:NE	4:X:115:ASN:OD1[1_556]	1.01	1.19
4:2:285:CYS:SG	4:Z:279:TYR:C[1_556]	1.01	1.19
4:1:261:LEU:CA	4:Y:266:PHE:N[1_556]	1.01	1.19
4:1:80:ASP:N	4:Y:31:PHE:CD1[1_556]	1.02	1.18
4:1:81:ASP:CB	4:Y:32:PRO:CD[1_556]	1.02	1.18
4:2:114:ALA:CB	4:Z:106:THR:C[1_556]	1.02	1.18
4:1:210:ARG:CA	4:Y:193:LEU:CB[1_556]	1.02	1.18
4:2:124:PHE:C	4:Z:24:ASP:CB[1_556]	1.02	1.18
4:0:124:PHE:CA	4:X:24:ASP:CA[1_556]	1.02	1.18
4:2:177:ARG:CZ	4:Z:159:VAL:CA[1_556]	1.02	1.18
4:2:110:LEU:CD1	4:Z:161:HIS:CA[1_556]	1.02	1.18
4:2:173:HIS:NE2	4:Z:281:SER:O[1_556]	1.02	1.18
4:0:266:PHE:C	4:W:173:HIS:N[1_556]	1.02	1.18
4:0:32:PRO:CD	4:X:211:ASP:OD1[1_556]	1.02	1.18
4:1:272:ALA:N	4:Y:270:GLU:CA[1_556]	1.02	1.18
4:2:211:ASP:CG	4:Z:249:THR:O[1_556]	1.02	1.18
4:1:167:GLU:O	4:Y:295:ALA:C[1_556]	1.02	1.18
4:1:114:ALA:C	4:Y:106:THR:CB[1_556]	1.02	1.18
4:1:134:VAL:CG1	4:Y:338:SER:CA[1_556]	1.02	1.18

Continued on next page...

Continued from previous page...

Atom-1	Atom-2	Interatomic distance (Å)	Clash overlap (Å)
4:0:186:THR:CG2	4:X:190:MET:O[1_556]	1.02	1.18
4:1:147:ARG:CB	4:Y:314:GLN:OE1[1_556]	1.02	1.18
4:2:338:SER:CA	4:Z:308:GLY:N[1_556]	1.02	1.18
4:2:115:ASN:CB	4:Z:11:ASP:OD1[1_556]	1.02	1.18
4:2:209:VAL:N	4:Z:198:TYR:CB[1_556]	1.02	1.18
4:0:110:LEU:CD1	4:X:161:HIS:CA[1_556]	1.02	1.18
4:1:115:ASN:CA	4:Y:11:ASP:OD1[1_556]	1.02	1.18
4:0:211:ASP:OD2	4:X:249:THR:CA[1_556]	1.02	1.18
4:2:231:ALA:CB	4:Y:370:VAL:CA[1_556]	1.02	1.18
4:2:212:ILE:C	4:Z:196:ARG:CG[1_556]	1.02	1.18
4:0:78:ASN:C	4:X:31:PHE:O[1_556]	1.02	1.18
4:2:191:LYS:CD	4:Y:110:LEU:CG[1_556]	1.02	1.18
4:2:261:LEU:CA	4:Z:266:PHE:CA[1_556]	1.02	1.18
4:2:176:MET:CG	4:Z:277:THR:OG1[1_556]	1.02	1.18
4:2:113:LYS:CB	4:Z:136:ILE:C[1_556]	1.02	1.18
4:2:122:ILE:CG1	4:Z:19:ALA:C[1_556]	1.02	1.18
4:1:307:PRO:C	4:Y:227:MET:CG[1_556]	1.02	1.18
4:2:78:ASN:C	4:Z:31:PHE:O[1_556]	1.02	1.18
4:0:112:PRO:CB	4:X:137:GLN:NE2[1_556]	1.02	1.18
4:2:126:THR:CA	4:Z:28:ARG:NE[1_556]	1.02	1.18
4:1:118:LYS:C	4:Y:340:TRP:CD1[1_556]	1.02	1.18
4:0:209:VAL:N	4:X:198:TYR:CB[1_556]	1.03	1.17
4:2:211:ASP:OD2	4:Z:249:THR:CA[1_556]	1.03	1.17
4:0:231:ALA:CB	4:W:370:VAL:CA[1_556]	1.03	1.17
4:1:229:THR:O	4:X:368:SER:CA[1_556]	1.03	1.17
4:2:186:THR:CG2	4:Z:190:MET:O[1_556]	1.03	1.17
4:2:119:MET:C	4:Z:340:TRP:CD2[1_556]	1.03	1.17
4:1:286:ASP:CB	4:Y:290:ARG:NE[1_556]	1.03	1.17
4:1:125:GLU:CG	4:Y:21:PHE:CA[1_556]	1.03	1.17
4:2:77:THR:O	4:Z:33:SER:OG[1_556]	1.03	1.17
4:0:212:ILE:C	4:X:196:ARG:CG[1_556]	1.03	1.17
4:2:32:PRO:CD	4:Z:211:ASP:OD1[1_556]	1.03	1.17
4:0:117:GLU:O	4:X:9:VAL:CG1[1_556]	1.03	1.17
4:0:196:ARG:NE	4:W:115:ASN:OD1[1_556]	1.03	1.17
4:0:176:MET:CG	4:X:277:THR:OG1[1_556]	1.03	1.17
4:3:191:LYS:CD	4:Z:110:LEU:CG[1_556]	1.03	1.17
4:2:298:VAL:CB	4:Z:312:ARG:C[1_556]	1.03	1.17
4:0:77:THR:O	4:X:33:SER:OG[1_556]	1.03	1.17
4:0:11:ASP:OD1	4:X:305:MET:CB[1_556]	1.03	1.17
4:0:298:VAL:CB	4:X:312:ARG:C[1_556]	1.03	1.17
4:1:166:TYR:C	4:Y:294:TYR:CA[1_556]	1.03	1.17

Continued on next page...

Continued from previous page...

Atom-1	Atom-2	Interatomic distance (Å)	Clash overlap (Å)
4:0:261:LEU:CA	4:X:266:PHE:CA[1_556]	1.03	1.17
4:0:33:SER:O	4:X:210:ARG:CZ[1_556]	1.03	1.17
4:0:126:THR:CA	4:X:28:ARG:NE[1_556]	1.03	1.17
4:3:196:ARG:NE	4:Z:115:ASN:OD1[1_556]	1.04	1.16
4:0:10:CYS:SG	4:X:336:LYS:CE[1_556]	1.04	1.16
4:2:79:TRP:CD2	4:Z:18:LYS:N[1_556]	1.04	1.16
4:2:153:LEU:CD2	4:Z:262:PHE:CB[1_556]	1.04	1.16
4:1:116:ARG:CZ	4:Y:141:SER:C[1_556]	1.04	1.16
4:1:119:MET:C	4:Y:340:TRP:CD2[1_556]	1.04	1.16
4:2:266:PHE:O	4:Y:173:HIS:N[1_556]	1.04	1.16
4:1:298:VAL:CB	4:Y:312:ARG:O[1_556]	1.04	1.16
4:0:365:ALA:N	4:X:349:LEU:N[1_556]	1.04	1.16
4:0:294:TYR:CA	4:X:319:ALA:O[1_556]	1.04	1.16
4:0:153:LEU:CD2	4:X:262:PHE:CB[1_556]	1.04	1.16
4:0:185:LEU:CD1	4:X:188:TYR:CE1[1_556]	1.04	1.16
4:0:177:ARG:CZ	4:X:159:VAL:CA[1_556]	1.04	1.16
4:1:86:TRP:CE2	4:Y:337:TYR:CZ[1_556]	1.04	1.16
4:1:33:SER:C	4:Y:210:ARG:CZ[1_556]	1.04	1.16
4:1:80:ASP:CA	4:Y:31:PHE:CG[1_556]	1.04	1.16
4:0:115:ASN:CB	4:X:11:ASP:OD1[1_556]	1.04	1.16
4:2:10:CYS:SG	4:Z:336:LYS:CE[1_556]	1.04	1.16
4:0:79:TRP:CD2	4:X:18:LYS:N[1_556]	1.04	1.16
4:0:331:ALA:CA	4:X:221:LEU:C[1_556]	1.04	1.16
4:1:362:TYR:O	4:Y:348:SER:CB[1_556]	1.04	1.16
4:1:140:LEU:CA	4:Y:331:ALA:CB[1_556]	1.04	1.16
4:0:233:SER:C	4:W:367:PRO:N[1_556]	1.04	1.16
4:1:213:LYS:C	4:Y:253:GLU:OE1[1_556]	1.04	1.16
4:0:191:LYS:CG	4:W:110:LEU:CD1[1_556]	1.04	1.16
4:0:115:ASN:CA	4:X:11:ASP:OD1[1_556]	1.04	1.16
4:2:137:GLN:CB	4:Z:304:THR:OG1[1_556]	1.04	1.16
4:0:194:THR:O	4:W:75:ILE:CG1[1_556]	1.04	1.16
4:2:119:MET:CE	4:Z:337:TYR:CA[1_556]	1.04	1.16
4:1:230:ALA:CB	4:X:371:HIS:CB[1_556]	1.04	1.16
4:2:76:ILE:CB	4:Z:18:LYS:NZ[1_556]	1.04	1.16
4:0:167:GLU:O	4:X:295:ALA:C[1_556]	1.04	1.16
4:2:33:SER:O	4:Z:210:ARG:CZ[1_556]	1.04	1.16
4:1:272:ALA:CB	4:Y:270:GLU:C[1_556]	1.04	1.16
4:2:233:SER:C	4:Y:367:PRO:N[1_556]	1.04	1.16
4:0:119:MET:CE	4:X:337:TYR:CA[1_556]	1.04	1.16
4:0:173:HIS:CD2	4:X:281:SER:O[1_556]	1.04	1.16
4:1:107:GLU:C	4:Y:300:SER:C[1_556]	1.04	1.16

Continued on next page...

Continued from previous page...

Atom-1	Atom-2	Interatomic distance (Å)	Clash overlap (Å)
4:2:194:THR:O	4:Y:75:ILE:CG1[1_556]	1.05	1.15
4:1:73:HIS:N	4:Y:157:ASP:O[1_556]	1.05	1.15
4:3:230:ALA:CB	4:Z:371:HIS:CB[1_556]	1.05	1.15
4:3:229:THR:O	4:Z:368:SER:CA[1_556]	1.05	1.15
4:1:140:LEU:CD2	4:Y:331:ALA:O[1_556]	1.05	1.15
4:2:331:ALA:CA	4:Z:221:LEU:C[1_556]	1.05	1.15
4:2:11:ASP:OD1	4:Z:305:MET:CB[1_556]	1.05	1.15
4:0:122:ILE:CG1	4:X:19:ALA:C[1_556]	1.05	1.15
4:0:266:PHE:O	4:W:173:HIS:N[1_556]	1.05	1.15
4:0:62:ARG:CZ	4:X:205:GLU:CA[1_556]	1.05	1.15
4:0:119:MET:C	4:X:340:TRP:CD2[1_556]	1.05	1.15
4:1:150:GLY:C	4:Y:317:ILE:CB[1_556]	1.05	1.15
4:1:366:GLY:N	4:Y:347:ALA:C[1_556]	1.05	1.15
4:0:105:LEU:N	4:X:334:GLU:CA[1_556]	1.05	1.15
4:2:229:THR:O	4:Y:368:SER:CA[1_556]	1.05	1.15
4:1:154:ASP:O	4:Y:261:LEU:CB[1_556]	1.05	1.15
4:0:331:ALA:CB	4:X:222:ASP:N[1_556]	1.05	1.15
4:2:185:LEU:CD1	4:Z:188:TYR:CE1[1_556]	1.05	1.15
4:2:294:TYR:CA	4:Z:319:ALA:O[1_556]	1.05	1.15
4:0:305:MET:CB	4:X:255:PHE:CG[1_556]	1.05	1.15
4:1:305:MET:CA	4:Y:255:PHE:CG[1_556]	1.05	1.15
4:0:372:ARG:NE	4:X:142:LEU:O[1_556]	1.05	1.15
4:2:177:ARG:CG	4:Z:178:LEU:O[1_556]	1.05	1.15
4:1:37:ARG:NH1	4:Y:56:ASP:CB[1_556]	1.05	1.15
4:2:272:ALA:CB	4:Z:270:GLU:C[1_556]	1.05	1.15
4:2:118:LYS:CD	4:Z:10:CYS:CA[1_556]	1.05	1.15
4:0:154:ASP:O	4:X:261:LEU:CB[1_556]	1.05	1.15
4:2:277:THR:CG2	4:Z:272:ALA:O[1_556]	1.05	1.15
4:1:113:LYS:CB	4:Y:136:ILE:C[1_556]	1.05	1.15
4:3:192:ILE:CA	4:Z:110:LEU:O[1_556]	1.05	1.15
4:1:177:ARG:CZ	4:Y:159:VAL:CA[1_556]	1.05	1.15
4:1:191:LYS:CD	4:X:110:LEU:CG[1_556]	1.05	1.15
4:2:73:HIS:CA	4:Z:157:ASP:O[1_556]	1.05	1.15
4:1:137:GLN:CB	4:Y:304:THR:OG1[1_556]	1.05	1.15
4:0:118:LYS:CD	4:X:10:CYS:CA[1_556]	1.05	1.15
4:1:104:LEU:CA	4:Y:334:GLU:CG[1_556]	1.05	1.15
4:2:331:ALA:CB	4:Z:222:ASP:N[1_556]	1.05	1.15
4:1:120:THR:OG1	4:Y:340:TRP:O[1_556]	1.05	1.15
4:0:267:ILE:CA	4:W:173:HIS:CB[1_556]	1.05	1.15
4:0:135:ALA:CB	4:X:332:PRO:CD[1_556]	1.05	1.15
4:2:267:ILE:CA	4:Y:173:HIS:CB[1_556]	1.05	1.15

Continued on next page...

Continued from previous page...

Atom-1	Atom-2	Interatomic distance (Å)	Clash overlap (Å)
4:1:153:LEU:CG	4:Y:262:PHE:CA[1_556]	1.05	1.15
4:0:177:ARG:CG	4:X:178:LEU:O[1_556]	1.05	1.15
4:2:165:ILE:CG1	4:Z:297:ASN:ND2[1_556]	1.05	1.15
4:1:365:ALA:N	4:Y:349:LEU:N[1_556]	1.05	1.15
4:0:33:SER:C	4:X:210:ARG:CZ[1_556]	1.05	1.15
4:2:167:GLU:O	4:Z:295:ALA:C[1_556]	1.05	1.15
4:2:106:THR:CA	4:Z:335:ARG:CA[1_556]	1.05	1.15
4:0:76:ILE:CB	4:X:18:LYS:NZ[1_556]	1.05	1.15
4:2:173:HIS:CD2	4:Z:281:SER:O[1_556]	1.06	1.14
4:0:123:MET:CA	4:X:26:ALA:C[1_556]	1.06	1.14
4:3:64:ILE:CG1	4:Y:291:LYS:NZ[1_556]	1.06	1.14
4:2:125:GLU:CG	4:Z:21:PHE:CB[1_556]	1.06	1.14
4:2:115:ASN:CA	4:Z:11:ASP:OD1[1_556]	1.06	1.14
4:1:183:ARG:C	4:Y:188:TYR:N[1_556]	1.06	1.14
4:1:166:TYR:CD1	4:Y:294:TYR:CG[1_556]	1.06	1.14
4:0:192:ILE:CA	4:W:110:LEU:O[1_556]	1.06	1.14
4:1:309:ILE:CD1	4:Y:259:GLU:CD[1_556]	1.06	1.14
4:1:212:ILE:CG2	4:Y:196:ARG:CA[1_556]	1.06	1.14
4:1:289:ILE:CG1	4:Y:294:TYR:OH[1_556]	1.06	1.14
4:2:62:ARG:CZ	4:Z:205:GLU:CA[1_556]	1.06	1.14
4:2:191:LYS:CG	4:Y:110:LEU:CD1[1_556]	1.06	1.14
4:0:73:HIS:CA	4:X:157:ASP:O[1_556]	1.06	1.14
4:2:365:ALA:N	4:Z:349:LEU:N[1_556]	1.06	1.14
4:1:67:LEU:N	4:Y:62:ARG:NH1[1_556]	1.06	1.14
4:2:335:ARG:O	4:Z:307:PRO:O[1_556]	1.06	1.14
4:1:105:LEU:C	4:Y:335:ARG:N[1_556]	1.06	1.14
4:1:76:ILE:CB	4:Y:18:LYS:NZ[1_556]	1.06	1.14
4:1:80:ASP:C	4:Y:31:PHE:CB[1_556]	1.06	1.14
4:1:64:ILE:CG1	4:W:291:LYS:NZ[1_556]	1.06	1.14
4:0:67:LEU:CD1	4:X:207:GLU:CB[1_556]	1.06	1.14
4:2:296:ASN:ND2	4:Z:318:THR:CB[1_556]	1.06	1.14
4:0:185:LEU:CG	4:X:188:TYR:CZ[1_556]	1.06	1.14
4:1:293:LEU:N	4:Y:321:ALA:N[1_556]	1.06	1.14
4:0:165:ILE:CG1	4:X:297:ASN:ND2[1_556]	1.06	1.14
4:1:157:ASP:OD2	4:Y:186:THR:OG1[1_556]	1.06	1.14
4:2:185:LEU:CD1	4:Z:188:TYR:CD1[1_556]	1.06	1.14
4:1:212:ILE:C	4:Y:196:ARG:CG[1_556]	1.06	1.14
4:1:372:ARG:NE	4:Y:142:LEU:O[1_556]	1.06	1.14
4:2:135:ALA:CB	4:Z:332:PRO:CD[1_556]	1.06	1.14
4:0:306:TYR:CD1	4:X:256:ARG:CD[1_556]	1.06	1.14
4:0:307:PRO:CA	4:X:227:MET:CA[1_556]	1.06	1.14

Continued on next page...

Continued from previous page...

Atom-1	Atom-2	Interatomic distance (Å)	Clash overlap (Å)
4:0:137:GLN:CB	4:X:304:THR:OG1[1_556]	1.06	1.14
4:2:105:LEU:N	4:Z:334:GLU:CA[1_556]	1.06	1.14
4:2:185:LEU:CG	4:Z:188:TYR:CZ[1_556]	1.06	1.14
4:2:140:LEU:CA	4:Z:331:ALA:CB[1_556]	1.06	1.14
4:1:125:GLU:CG	4:Y:21:PHE:CB[1_556]	1.06	1.14
4:0:272:ALA:CB	4:X:270:GLU:C[1_556]	1.07	1.13
4:2:124:PHE:CA	4:Z:24:ASP:CB[1_556]	1.07	1.13
4:0:178:LEU:CD2	4:X:264:PRO:CB[1_556]	1.07	1.13
4:2:33:SER:CB	4:Z:210:ARG:NH1[1_556]	1.07	1.13
4:0:277:THR:CG2	4:X:272:ALA:O[1_556]	1.07	1.13
4:0:125:GLU:CG	4:X:21:PHE:CB[1_556]	1.07	1.13
4:0:33:SER:CB	4:X:210:ARG:NH1[1_556]	1.07	1.13
4:1:124:PHE:C	4:Y:24:ASP:CB[1_556]	1.07	1.13
4:0:229:THR:O	4:W:368:SER:CA[1_556]	1.07	1.13
4:0:116:ARG:NH1	4:X:141:SER:O[1_556]	1.07	1.13
4:1:177:ARG:NH1	4:Y:159:VAL:C[1_556]	1.07	1.13
4:0:106:THR:CA	4:X:335:ARG:CA[1_556]	1.07	1.13
4:1:72:GLU:CB	4:Y:157:ASP:OD2[1_556]	1.07	1.13
4:1:78:ASN:C	4:Y:31:PHE:O[1_556]	1.07	1.13
4:2:164:PRO:CA	4:Z:278:THR:CG2[1_556]	1.07	1.13
4:0:278:THR:C	4:X:276:GLU:CD[1_556]	1.07	1.13
4:2:154:ASP:O	4:Z:261:LEU:CB[1_556]	1.07	1.13
4:0:183:ARG:C	4:X:188:TYR:N[1_556]	1.07	1.13
4:0:299:MET:CG	4:X:312:ARG:NE[1_556]	1.07	1.13
4:2:305:MET:CB	4:Z:255:PHE:CG[1_556]	1.07	1.13
4:1:305:MET:CB	4:Y:255:PHE:CG[1_556]	1.07	1.13
4:1:192:ILE:CA	4:X:110:LEU:O[1_556]	1.07	1.13
4:1:124:PHE:CA	4:Y:24:ASP:CB[1_556]	1.07	1.13
4:2:372:ARG:NE	4:Z:142:LEU:O[1_556]	1.07	1.13
4:0:37:ARG:NH1	4:X:56:ASP:CA[1_556]	1.07	1.13
4:0:124:PHE:CA	4:X:24:ASP:CB[1_556]	1.07	1.13
4:2:67:LEU:CD1	4:Z:207:GLU:CB[1_556]	1.07	1.13
4:2:33:SER:C	4:Z:210:ARG:CZ[1_556]	1.07	1.13
4:1:63:GLY:N	4:W:288:ASP:CA[1_556]	1.07	1.13
4:2:183:ARG:C	4:Z:188:TYR:N[1_556]	1.07	1.13
4:2:123:MET:CA	4:Z:26:ALA:C[1_556]	1.07	1.13
4:1:123:MET:CA	4:Y:26:ALA:C[1_556]	1.07	1.13
4:1:304:THR:CB	4:Y:223:PHE:CE2[1_556]	1.07	1.13
4:1:277:THR:OG1	4:Y:271:SER:O[1_556]	1.07	1.13
4:2:37:ARG:NH1	4:Z:56:ASP:CA[1_556]	1.07	1.13
4:2:122:ILE:CG1	4:Z:19:ALA:O[1_556]	1.07	1.13

Continued on next page...

Continued from previous page...

Atom-1	Atom-2	Interatomic distance (Å)	Clash overlap (Å)
4:0:125:GLU:CG	4:X:21:PHE:CA[1_556]	1.07	1.13
4:1:106:THR:CG2	4:Y:335:ARG:CG[1_556]	1.07	1.13
4:0:124:PHE:CG	4:X:24:ASP:O[1_556]	1.07	1.13
4:2:142:LEU:CD2	4:Z:329:ILE:CD1[1_556]	1.07	1.13
4:1:129:VAL:CG2	4:Y:25:ASP:CB[1_556]	1.08	1.12
4:0:366:GLY:N	4:X:347:ALA:C[1_556]	1.08	1.12
4:1:32:PRO:CB	4:Y:211:ASP:CB[1_556]	1.08	1.12
4:0:105:LEU:O	4:X:335:ARG:N[1_556]	1.08	1.12
4:2:178:LEU:CD2	4:Z:264:PRO:CB[1_556]	1.08	1.12
4:2:299:MET:CG	4:Z:312:ARG:NE[1_556]	1.08	1.12
4:2:116:ARG:NH1	4:Z:141:SER:O[1_556]	1.08	1.12
4:0:185:LEU:CD1	4:X:188:TYR:CD1[1_556]	1.08	1.12
4:2:306:TYR:CD1	4:Z:256:ARG:CD[1_556]	1.08	1.12
4:0:305:MET:C	4:X:255:PHE:CE1[1_556]	1.08	1.12
4:0:335:ARG:O	4:X:307:PRO:O[1_556]	1.08	1.12
4:2:278:THR:C	4:Z:276:GLU:CD[1_556]	1.08	1.12
4:1:299:MET:CA	4:Y:312:ARG:CG[1_556]	1.08	1.12
4:2:192:ILE:CA	4:Y:110:LEU:O[1_556]	1.08	1.12
4:2:307:PRO:CA	4:Z:227:MET:CA[1_556]	1.08	1.12
4:2:307:PRO:C	4:Z:227:MET:CG[1_556]	1.08	1.12
4:0:261:LEU:CB	4:X:266:PHE:CD1[1_556]	1.08	1.12
4:1:11:ASP:OD1	4:Y:305:MET:CB[1_556]	1.08	1.12
4:2:366:GLY:N	4:Z:347:ALA:C[1_556]	1.08	1.12
4:0:293:LEU:N	4:X:321:ALA:N[1_556]	1.08	1.12
4:1:185:LEU:CD1	4:Y:188:TYR:CD1[1_556]	1.08	1.12
4:2:166:TYR:CD1	4:Z:294:TYR:CG[1_556]	1.08	1.12
4:0:296:ASN:ND2	4:X:318:THR:CB[1_556]	1.08	1.12
4:0:140:LEU:CA	4:X:331:ALA:CB[1_556]	1.08	1.12
4:1:186:THR:OG1	4:Y:189:LEU:C[1_556]	1.08	1.12
4:1:299:MET:CB	4:Y:312:ARG:NE[1_556]	1.08	1.12
4:1:165:ILE:CA	4:Y:297:ASN:OD1[1_556]	1.08	1.12
4:2:367:PRO:CD	4:Z:347:ALA:CB[1_556]	1.08	1.12
4:1:169:TYR:CD1	4:Y:150:GLY:O[1_556]	1.08	1.12
4:0:80:ASP:CA	4:X:31:PHE:CG[1_556]	1.08	1.12
4:1:296:ASN:OD1	4:Y:318:THR:OG1[1_556]	1.08	1.12
4:1:164:PRO:CA	4:Y:278:THR:CG2[1_556]	1.08	1.12
4:0:142:LEU:CD2	4:X:329:ILE:CD1[1_556]	1.08	1.12
4:1:174:ALA:CB	4:Y:281:SER:N[1_556]	1.08	1.12
4:0:67:LEU:N	4:X:62:ARG:NH1[1_556]	1.08	1.12
4:3:234:SER:N	4:Z:367:PRO:CD[1_556]	1.09	1.11
4:0:175:ILE:C	4:X:277:THR:CG2[1_556]	1.09	1.11

Continued on next page...

Continued from previous page...

Atom-1	Atom-2	Interatomic distance (Å)	Clash overlap (Å)
4:0:166:TYR:CD1	4:X:294:TYR:CG[1_556]	1.09	1.11
4:0:114:ALA:C	4:X:106:THR:CB[1_556]	1.09	1.11
4:0:147:ARG:CB	4:X:314:GLN:OE1[1_556]	1.09	1.11
4:3:63:GLY:N	4:Y:288:ASP:CA[1_556]	1.09	1.11
4:1:267:ILE:CA	4:X:173:HIS:CB[1_556]	1.09	1.11
4:3:267:ILE:CA	4:Z:173:HIS:CB[1_556]	1.09	1.11
4:0:129:VAL:C	4:X:25:ASP:OD2[1_556]	1.09	1.11
4:2:125:GLU:CG	4:Z:21:PHE:CA[1_556]	1.09	1.11
4:1:149:THR:CG2	4:Y:327:ILE:CD1[1_556]	1.09	1.11
4:0:253:GLU:OE1	4:W:112:PRO:O[1_556]	1.09	1.11
4:1:86:TRP:NE1	4:Y:337:TYR:CZ[1_556]	1.09	1.11
4:2:105:LEU:O	4:Z:335:ARG:N[1_556]	1.09	1.11
4:1:82:MET:CB	4:Y:30:VAL:CG1[1_556]	1.09	1.11
4:2:271:SER:C	4:Z:270:GLU:N[1_556]	1.09	1.11
4:0:122:ILE:CG1	4:X:19:ALA:O[1_556]	1.09	1.11
4:2:210:ARG:CA	4:Z:193:LEU:CB[1_556]	1.09	1.11
4:0:16:LEU:CD2	4:X:213:LYS:C[1_556]	1.09	1.11
4:0:81:ASP:CB	4:X:32:PRO:CD[1_556]	1.09	1.11
4:2:293:LEU:N	4:Z:321:ALA:N[1_556]	1.09	1.11
4:2:66:THR:OG1	4:Z:60:SER:C[1_556]	1.09	1.11
4:2:284:LYS:O	4:Z:280:ASN:O[1_556]	1.09	1.11
4:2:114:ALA:C	4:Z:106:THR:CB[1_556]	1.09	1.11
4:1:234:SER:N	4:X:367:PRO:CD[1_556]	1.09	1.11
4:0:164:PRO:CA	4:X:278:THR:CG2[1_556]	1.09	1.11
4:0:298:VAL:CB	4:X:312:ARG:O[1_556]	1.09	1.11
4:1:296:ASN:ND2	4:Y:318:THR:CB[1_556]	1.09	1.11
4:1:124:PHE:CA	4:Y:24:ASP:CA[1_556]	1.09	1.11
4:2:16:LEU:CD2	4:Z:213:LYS:C[1_556]	1.09	1.11
4:2:212:ILE:CG2	4:Z:196:ARG:CA[1_556]	1.09	1.11
4:0:271:SER:C	4:X:270:GLU:N[1_556]	1.09	1.11
4:0:74:GLY:C	4:X:156:GLY:CA[1_556]	1.09	1.11
4:2:147:ARG:CB	4:Z:314:GLN:OE1[1_556]	1.09	1.11
4:1:293:LEU:CD2	4:Y:279:TYR:CD1[1_556]	1.09	1.11
4:1:104:LEU:C	4:Y:334:GLU:CA[1_556]	1.09	1.11
4:0:210:ARG:CA	4:X:193:LEU:CB[1_556]	1.09	1.11
4:2:124:PHE:CG	4:Z:24:ASP:O[1_556]	1.09	1.11
4:2:261:LEU:CB	4:Z:266:PHE:CD1[1_556]	1.09	1.11
4:0:166:TYR:C	4:X:294:TYR:CA[1_556]	1.09	1.11
4:0:337:TYR:C	4:X:307:PRO:CA[1_556]	1.09	1.11
4:0:367:PRO:CD	4:X:347:ALA:CB[1_556]	1.09	1.11
4:1:168:GLY:O	4:Y:296:ASN:C[1_556]	1.10	1.10

Continued on next page...

Continued from previous page...

Atom-1	Atom-2	Interatomic distance (Å)	Clash overlap (Å)
4:2:261:LEU:CB	4:Z:266:PHE:CG[1_556]	1.10	1.10
4:0:150:GLY:C	4:X:317:ILE:CB[1_556]	1.10	1.10
4:2:67:LEU:N	4:Z:62:ARG:NH1[1_556]	1.10	1.10
4:2:261:LEU:CA	4:Z:266:PHE:N[1_556]	1.10	1.10
4:1:139:VAL:N	4:Y:299:MET:SD[1_556]	1.10	1.10
4:1:178:LEU:CD2	4:Y:264:PRO:CB[1_556]	1.10	1.10
4:0:307:PRO:C	4:X:227:MET:CG[1_556]	1.10	1.10
4:1:209:VAL:C	4:Y:193:LEU:C[1_556]	1.10	1.10
4:0:161:HIS:NE2	4:X:160:THR:CB[1_556]	1.10	1.10
4:1:124:PHE:CG	4:Y:24:ASP:O[1_556]	1.10	1.10
4:1:105:LEU:N	4:Y:334:GLU:CA[1_556]	1.10	1.10
4:2:106:THR:C	4:Z:335:ARG:C[1_556]	1.10	1.10
4:1:274:ILE:CD1	4:Y:264:PRO:N[1_556]	1.10	1.10
4:2:129:VAL:C	4:Z:25:ASP:OD2[1_556]	1.10	1.10
4:2:305:MET:C	4:Z:255:PHE:CE1[1_556]	1.10	1.10
4:2:161:HIS:NE2	4:Z:160:THR:CB[1_556]	1.10	1.10
4:0:125:GLU:CA	4:X:24:ASP:OD2[1_556]	1.10	1.10
4:0:73:HIS:N	4:X:157:ASP:O[1_556]	1.10	1.10
4:2:337:TYR:C	4:Z:307:PRO:CA[1_556]	1.10	1.10
4:1:207:GLU:OE1	4:Y:242:LEU:CG[1_556]	1.10	1.10
4:1:136:ILE:O	4:Y:299:MET:CB[1_556]	1.10	1.10
4:0:261:LEU:CA	4:X:266:PHE:N[1_556]	1.10	1.10
4:3:253:GLU:OE1	4:Z:112:PRO:O[1_556]	1.10	1.10
4:0:284:LYS:O	4:X:280:ASN:O[1_556]	1.10	1.10
4:2:253:GLU:OE1	4:Y:112:PRO:O[1_556]	1.10	1.10
4:1:67:LEU:CD1	4:Y:207:GLU:CB[1_556]	1.10	1.10
4:2:80:ASP:CA	4:Z:31:PHE:CG[1_556]	1.10	1.10
4:2:150:GLY:C	4:Z:317:ILE:CB[1_556]	1.10	1.10
4:2:119:MET:N	4:Z:340:TRP:CD1[1_556]	1.10	1.10
4:2:74:GLY:C	4:Z:156:GLY:CA[1_556]	1.10	1.10
4:2:81:ASP:CB	4:Z:32:PRO:CD[1_556]	1.10	1.10
4:0:121:GLN:NE2	4:X:20:GLY:O[1_556]	1.10	1.10
4:0:261:LEU:CB	4:X:266:PHE:CG[1_556]	1.10	1.10
4:0:215:LYS:C	4:X:252:ASN:OD1[1_556]	1.10	1.10
4:0:106:THR:CB	4:X:335:ARG:CG[1_556]	1.10	1.10
4:1:77:THR:OG1	4:Y:15:GLY:N[1_556]	1.11	1.09
4:2:121:GLN:NE2	4:Z:20:GLY:O[1_556]	1.11	1.09
4:1:227:MET:CB	4:X:372:ARG:O[1_556]	1.11	1.09
4:2:175:ILE:C	4:Z:277:THR:CG2[1_556]	1.11	1.09
4:0:234:SER:N	4:W:367:PRO:CD[1_556]	1.11	1.09
4:2:169:TYR:CA	4:Z:296:ASN:O[1_556]	1.11	1.09

Continued on next page...

Continued from previous page...

Atom-1	Atom-2	Interatomic distance (Å)	Clash overlap (Å)
4:2:62:ARG:CG	4:Z:204:ALA:CB[1_556]	1.11	1.09
4:0:183:ARG:NE	4:X:186:THR:CB[1_556]	1.11	1.09
4:1:129:VAL:C	4:Y:25:ASP:OD2[1_556]	1.11	1.09
4:1:75:ILE:N	4:Y:157:ASP:N[1_556]	1.11	1.09
4:1:32:PRO:CD	4:Y:211:ASP:OD1[1_556]	1.11	1.09
4:2:165:ILE:CA	4:Z:297:ASN:OD1[1_556]	1.11	1.09
4:2:166:TYR:C	4:Z:294:TYR:CA[1_556]	1.11	1.09
4:2:292:ASP:O	4:Z:318:THR:C[1_556]	1.11	1.09
4:2:298:VAL:CB	4:Z:312:ARG:O[1_556]	1.11	1.09
4:0:292:ASP:O	4:X:318:THR:C[1_556]	1.11	1.09
4:0:106:THR:C	4:X:335:ARG:C[1_556]	1.11	1.09
4:2:73:HIS:N	4:Z:157:ASP:O[1_556]	1.11	1.09
4:1:335:ARG:O	4:Y:307:PRO:O[1_556]	1.11	1.09
4:0:66:THR:OG1	4:X:60:SER:C[1_556]	1.11	1.09
4:2:252:ASN:OD1	4:Y:113:LYS:O[1_556]	1.11	1.09
4:0:75:ILE:N	4:X:157:ASP:N[1_556]	1.11	1.09
4:1:105:LEU:O	4:Y:335:ARG:N[1_556]	1.11	1.09
4:2:153:LEU:N	4:Z:262:PHE:CE1[1_556]	1.11	1.09
4:1:74:GLY:C	4:Y:156:GLY:CA[1_556]	1.11	1.09
4:2:125:GLU:N	4:Z:24:ASP:OD2[1_556]	1.11	1.09
4:2:183:ARG:NE	4:Z:186:THR:CB[1_556]	1.11	1.09
4:0:212:ILE:CG2	4:X:196:ARG:CA[1_556]	1.11	1.09
4:0:277:THR:OG1	4:X:271:SER:O[1_556]	1.11	1.09
4:0:153:LEU:CB	4:X:262:PHE:CG[1_556]	1.11	1.09
4:2:153:LEU:CB	4:Z:262:PHE:CG[1_556]	1.11	1.09
4:2:215:LYS:C	4:Z:252:ASN:OD1[1_556]	1.11	1.09
4:2:234:SER:N	4:Y:367:PRO:CD[1_556]	1.11	1.09
4:2:186:THR:OG1	4:Z:189:LEU:C[1_556]	1.11	1.09
4:2:125:GLU:CB	4:Z:21:PHE:CB[1_556]	1.11	1.09
4:1:209:VAL:CB	4:Y:194:THR:CA[1_556]	1.11	1.09
4:3:197:GLY:C	4:Z:75:ILE:C[1_556]	1.11	1.09
4:0:153:LEU:N	4:X:262:PHE:CE1[1_556]	1.11	1.09
4:1:331:ALA:CB	4:Y:222:ASP:N[1_556]	1.11	1.09
4:1:331:ALA:CA	4:Y:221:LEU:C[1_556]	1.11	1.09
4:1:125:GLU:CB	4:Y:21:PHE:CB[1_556]	1.11	1.09
4:1:79:TRP:CE2	4:Y:11:ASP:O[1_556]	1.11	1.09
4:0:252:ASN:ND2	4:W:117:GLU:CG[1_556]	1.11	1.09
4:2:168:GLY:C	4:Z:296:ASN:CA[1_556]	1.11	1.09
4:0:80:ASP:C	4:X:31:PHE:CB[1_556]	1.11	1.09
4:1:306:TYR:CD1	4:Y:256:ARG:CD[1_556]	1.12	1.08
4:2:125:GLU:CA	4:Z:24:ASP:OD2[1_556]	1.12	1.08

Continued on next page...

Continued from previous page...

Atom-1	Atom-2	Interatomic distance (Å)	Clash overlap (Å)
4:0:299:MET:CB	4:X:312:ARG:NE[1_556]	1.12	1.08
4:1:211:ASP:OD2	4:Y:249:THR:CA[1_556]	1.12	1.08
4:1:110:LEU:CD1	4:Y:161:HIS:CA[1_556]	1.12	1.08
4:1:33:SER:O	4:Y:210:ARG:CZ[1_556]	1.12	1.08
4:1:253:GLU:OE1	4:X:112:PRO:O[1_556]	1.12	1.08
4:1:295:ALA:N	4:Y:319:ALA:C[1_556]	1.12	1.08
4:2:106:THR:CB	4:Z:335:ARG:CG[1_556]	1.12	1.08
4:0:63:GLY:C	4:V:288:ASP:C[1_556]	1.12	1.08
4:1:305:MET:C	4:Y:255:PHE:CE1[1_556]	1.12	1.08
4:0:169:TYR:CA	4:X:296:ASN:O[1_556]	1.12	1.08
4:1:126:THR:CA	4:Y:28:ARG:NE[1_556]	1.12	1.08
4:1:176:MET:CG	4:Y:277:THR:OG1[1_556]	1.12	1.08
4:2:79:TRP:CE2	4:Z:11:ASP:O[1_556]	1.12	1.08
4:0:125:GLU:N	4:X:24:ASP:OD2[1_556]	1.12	1.08
4:2:182:GLY:O	4:Z:189:LEU:CA[1_556]	1.12	1.08
4:2:86:TRP:NE1	4:Z:337:TYR:CZ[1_556]	1.12	1.08
4:2:277:THR:OG1	4:Z:271:SER:O[1_556]	1.12	1.08
4:1:185:LEU:CD1	4:Y:188:TYR:CE1[1_556]	1.12	1.08
4:2:63:GLY:C	4:X:288:ASP:C[1_556]	1.12	1.08
4:0:79:TRP:CE2	4:X:11:ASP:O[1_556]	1.12	1.08
4:0:62:ARG:CG	4:X:204:ALA:CB[1_556]	1.12	1.08
4:0:122:ILE:N	4:X:340:TRP:CZ2[1_556]	1.12	1.08
4:2:104:LEU:CA	4:Z:334:GLU:CG[1_556]	1.12	1.08
4:2:120:THR:OG1	4:Z:340:TRP:O[1_556]	1.12	1.08
4:1:173:HIS:CD2	4:Y:281:SER:O[1_556]	1.12	1.08
4:3:231:ALA:CA	4:Z:370:VAL:N[1_556]	1.12	1.08
4:0:165:ILE:CA	4:X:297:ASN:OD1[1_556]	1.12	1.08
4:0:119:MET:N	4:X:340:TRP:CD1[1_556]	1.12	1.08
4:2:122:ILE:N	4:Z:340:TRP:CZ2[1_556]	1.12	1.08
4:1:106:THR:CA	4:Y:335:ARG:CA[1_556]	1.12	1.08
4:3:227:MET:CB	4:Z:372:ARG:O[1_556]	1.12	1.08
4:0:86:TRP:NE1	4:X:337:TYR:CZ[1_556]	1.12	1.08
4:1:261:LEU:N	4:Y:266:PHE:CA[1_556]	1.12	1.08
4:2:170:ALA:O	4:Z:151:ILE:CA[1_556]	1.12	1.08
4:1:162:ASN:CG	4:Y:273:GLY:O[1_556]	1.12	1.08
4:1:147:ARG:NH1	4:Y:315:LYS:CD[1_556]	1.12	1.08
4:0:338:SER:N	4:X:308:GLY:N[1_556]	1.13	1.07
4:1:153:LEU:N	4:Y:262:PHE:CE1[1_556]	1.13	1.07
4:1:135:ALA:CB	4:Y:332:PRO:CD[1_556]	1.13	1.07
4:1:291:LYS:NZ	4:Y:322:PRO:CA[1_556]	1.13	1.07
4:4:63:GLY:N	4:Z:288:ASP:CA[1_556]	1.13	1.07

Continued on next page...

Continued from previous page...

Atom-1	Atom-2	Interatomic distance (Å)	Clash overlap (Å)
4:4:63:GLY:C	4:Z:288:ASP:C[1_556]	1.13	1.07
4:1:168:GLY:O	4:Y:297:ASN:N[1_556]	1.13	1.07
4:0:186:THR:OG1	4:X:189:LEU:C[1_556]	1.13	1.07
4:1:159:VAL:N	4:Y:181:ALA:O[1_556]	1.13	1.07
4:2:331:ALA:CA	4:Z:221:LEU:CA[1_556]	1.13	1.07
4:1:274:ILE:CG1	4:Y:263:GLN:C[1_556]	1.13	1.07
4:0:141:SER:CA	4:X:310:ALA:CA[1_556]	1.13	1.07
4:2:304:THR:CB	4:Z:223:PHE:CZ[1_556]	1.13	1.07
4:0:168:GLY:C	4:X:296:ASN:CA[1_556]	1.13	1.07
4:1:294:TYR:CA	4:Y:319:ALA:O[1_556]	1.13	1.07
4:0:182:GLY:O	4:X:189:LEU:CA[1_556]	1.13	1.07
4:1:209:VAL:CG2	4:Y:194:THR:CA[1_556]	1.13	1.07
4:0:230:ALA:CB	4:W:371:HIS:CB[1_556]	1.13	1.07
4:2:252:ASN:ND2	4:Y:117:GLU:CG[1_556]	1.13	1.07
4:2:75:ILE:N	4:Z:157:ASP:N[1_556]	1.13	1.07
4:3:267:ILE:O	4:Z:173:HIS:O[1_556]	1.13	1.07
4:0:63:GLY:O	4:V:289:ILE:N[1_556]	1.13	1.07
4:1:109:PRO:N	4:Y:154:ASP:C[1_556]	1.13	1.07
4:1:197:GLY:C	4:X:75:ILE:C[1_556]	1.13	1.07
4:2:261:LEU:N	4:Z:266:PHE:CA[1_556]	1.13	1.07
4:2:230:ALA:CB	4:Y:371:HIS:CB[1_556]	1.13	1.07
4:2:150:GLY:C	4:Z:317:ILE:CG1[1_556]	1.13	1.07
4:1:119:MET:N	4:Y:340:TRP:CD1[1_556]	1.13	1.07
4:3:194:THR:O	4:Z:75:ILE:CG1[1_556]	1.13	1.07
4:0:304:THR:CB	4:X:223:PHE:CZ[1_556]	1.13	1.07
4:0:292:ASP:O	4:X:318:THR:O[1_556]	1.13	1.07
4:2:80:ASP:C	4:Z:31:PHE:CB[1_556]	1.13	1.07
4:1:206:ARG:N	4:Y:199:SER:CA[1_556]	1.13	1.07
4:0:252:ASN:OD1	4:W:113:LYS:O[1_556]	1.13	1.07
4:2:63:GLY:O	4:X:289:ILE:N[1_556]	1.13	1.07
4:0:125:GLU:CB	4:X:21:PHE:CB[1_556]	1.13	1.07
4:0:296:ASN:C	4:X:315:LYS:O[1_556]	1.13	1.07
4:1:338:SER:N	4:Y:308:GLY:N[1_556]	1.13	1.07
4:0:104:LEU:CA	4:X:334:GLU:CG[1_556]	1.13	1.07
4:1:79:TRP:CD2	4:Y:18:LYS:N[1_556]	1.13	1.07
4:2:299:MET:CB	4:Z:312:ARG:NE[1_556]	1.13	1.07
4:1:231:ALA:CA	4:X:370:VAL:N[1_556]	1.13	1.07
4:2:157:ASP:OD2	4:Z:186:THR:OG1[1_556]	1.14	1.06
4:1:62:ARG:CG	4:Y:204:ALA:CB[1_556]	1.14	1.06
4:3:252:ASN:O	4:Z:113:LYS:CD[1_556]	1.14	1.06
4:0:139:VAL:N	4:X:299:MET:SD[1_556]	1.14	1.06

Continued on next page...

Continued from previous page...

Atom-1	Atom-2	Interatomic distance (Å)	Clash overlap (Å)
4:2:124:PHE:CB	4:Z:24:ASP:N[1_556]	1.14	1.06
4:0:120:THR:OG1	4:X:340:TRP:O[1_556]	1.14	1.06
4:0:174:ALA:CB	4:X:281:SER:N[1_556]	1.14	1.06
4:1:125:GLU:N	4:Y:24:ASP:OD2[1_556]	1.14	1.06
4:0:168:GLY:O	4:X:297:ASN:N[1_556]	1.14	1.06
4:2:292:ASP:O	4:Z:318:THR:O[1_556]	1.14	1.06
4:1:252:ASN:O	4:X:113:LYS:CD[1_556]	1.14	1.06
4:1:175:ILE:C	4:Y:277:THR:CG2[1_556]	1.14	1.06
4:0:162:ASN:CG	4:X:273:GLY:O[1_556]	1.14	1.06
4:2:174:ALA:CB	4:Z:281:SER:N[1_556]	1.14	1.06
4:0:106:THR:CG2	4:X:335:ARG:CG[1_556]	1.14	1.06
4:4:40:HIS:C	4:Z:167:GLU:OE2[1_556]	1.14	1.06
4:0:267:ILE:O	4:W:173:HIS:O[1_556]	1.14	1.06
4:1:307:PRO:CA	4:Y:227:MET:CA[1_556]	1.14	1.06
4:1:267:ILE:O	4:X:173:HIS:O[1_556]	1.14	1.06
4:1:194:THR:O	4:X:75:ILE:CG1[1_556]	1.14	1.06
4:2:338:SER:N	4:Z:308:GLY:N[1_556]	1.14	1.06
4:2:63:GLY:N	4:X:288:ASP:CA[1_556]	1.14	1.06
4:2:114:ALA:C	4:Z:106:THR:CG2[1_556]	1.14	1.06
4:1:141:SER:CA	4:Y:310:ALA:CA[1_556]	1.14	1.06
4:1:168:GLY:C	4:Y:296:ASN:CA[1_556]	1.14	1.06
4:2:162:ASN:CG	4:Z:273:GLY:O[1_556]	1.14	1.06
4:1:169:TYR:CA	4:Y:296:ASN:O[1_556]	1.14	1.06
4:1:161:HIS:CE1	4:Y:160:THR:OG1[1_556]	1.14	1.06
4:0:153:LEU:CG	4:X:262:PHE:CA[1_556]	1.14	1.06
4:1:185:LEU:CG	4:Y:188:TYR:CZ[1_556]	1.14	1.06
4:0:136:ILE:O	4:X:299:MET:CB[1_556]	1.14	1.06
4:1:119:MET:CE	4:Y:337:TYR:CA[1_556]	1.14	1.06
4:0:150:GLY:C	4:X:317:ILE:CG1[1_556]	1.14	1.06
4:0:147:ARG:NH1	4:X:315:LYS:CD[1_556]	1.14	1.06
4:2:296:ASN:C	4:Z:315:LYS:O[1_556]	1.14	1.06
4:1:284:LYS:O	4:Y:280:ASN:O[1_556]	1.14	1.06
4:2:141:SER:CA	4:Z:310:ALA:CA[1_556]	1.15	1.05
4:2:209:VAL:CG2	4:Z:194:THR:CA[1_556]	1.15	1.05
4:0:170:ALA:O	4:X:151:ILE:CA[1_556]	1.15	1.05
4:1:215:LYS:C	4:Y:252:ASN:OD1[1_556]	1.15	1.05
4:1:367:PRO:CD	4:Y:347:ALA:CB[1_556]	1.15	1.05
4:1:178:LEU:O	4:Y:180:LEU:CB[1_556]	1.15	1.05
4:2:267:ILE:O	4:Y:173:HIS:O[1_556]	1.15	1.05
4:0:168:GLY:O	4:X:296:ASN:C[1_556]	1.15	1.05
4:2:233:SER:CB	4:Y:367:PRO:CB[1_556]	1.15	1.05

Continued on next page...

Continued from previous page...

Atom-1	Atom-2	Interatomic distance (Å)	Clash overlap (Å)
4:4:63:GLY:O	4:Z:289:ILE:N[1_556]	1.15	1.05
4:0:63:GLY:N	4:V:288:ASP:CA[1_556]	1.15	1.05
4:0:331:ALA:CA	4:X:221:LEU:CA[1_556]	1.15	1.05
4:2:307:PRO:O	4:Z:227:MET:CG[1_556]	1.15	1.05
4:2:139:VAL:N	4:Z:299:MET:SD[1_556]	1.15	1.05
4:1:153:LEU:CB	4:Y:262:PHE:CG[1_556]	1.15	1.05
4:0:157:ASP:OD2	4:X:186:THR:OG1[1_556]	1.15	1.05
4:0:293:LEU:CD2	4:X:279:TYR:CD1[1_556]	1.15	1.05
4:0:261:LEU:N	4:X:266:PHE:CA[1_556]	1.15	1.05
4:1:122:ILE:CG1	4:Y:19:ALA:O[1_556]	1.15	1.05
4:1:212:ILE:CB	4:Y:196:ARG:CA[1_556]	1.15	1.05
4:2:168:GLY:O	4:Z:296:ASN:C[1_556]	1.15	1.05
4:0:291:LYS:NZ	4:X:322:PRO:CA[1_556]	1.15	1.05
4:2:153:LEU:CG	4:Z:262:PHE:CA[1_556]	1.15	1.05
4:2:106:THR:CG2	4:Z:335:ARG:CG[1_556]	1.15	1.05
4:1:66:THR:OG1	4:Y:60:SER:C[1_556]	1.15	1.05
4:1:152:VAL:CG2	4:Y:313:MET:CG[1_556]	1.15	1.05
4:1:299:MET:CG	4:Y:312:ARG:NE[1_556]	1.15	1.05
4:2:40:HIS:C	4:X:167:GLU:OE2[1_556]	1.15	1.05
4:0:62:ARG:NE	4:X:205:GLU:CA[1_556]	1.15	1.05
4:1:177:ARG:CA	4:Y:178:LEU:CG[1_556]	1.16	1.04
4:1:260:THR:O	4:Y:265:SER:O[1_556]	1.16	1.04
4:0:177:ARG:C	4:X:178:LEU:CG[1_556]	1.16	1.04
4:2:189:LEU:CG	4:Z:195:GLU:CA[1_556]	1.16	1.04
4:1:189:LEU:CG	4:Y:195:GLU:CA[1_556]	1.16	1.04
4:0:114:ALA:C	4:X:106:THR:CG2[1_556]	1.16	1.04
4:2:136:ILE:CA	4:Z:299:MET:O[1_556]	1.16	1.04
4:0:62:ARG:O	4:V:288:ASP:CA[1_556]	1.16	1.04
4:1:369:ILE:CG2	4:Y:346:LEU:N[1_556]	1.16	1.04
4:0:124:PHE:CB	4:X:24:ASP:N[1_556]	1.16	1.04
4:1:252:ASN:OD1	4:X:113:LYS:O[1_556]	1.16	1.04
4:1:122:ILE:N	4:Y:340:TRP:CZ2[1_556]	1.16	1.04
4:2:177:ARG:C	4:Z:178:LEU:CG[1_556]	1.16	1.04
4:0:72:GLU:O	4:X:157:ASP:C[1_556]	1.16	1.04
4:1:147:ARG:CA	4:Y:314:GLN:NE2[1_556]	1.16	1.04
4:0:197:GLY:C	4:W:75:ILE:C[1_556]	1.16	1.04
4:1:104:LEU:C	4:Y:334:GLU:CB[1_556]	1.16	1.04
4:0:253:GLU:N	4:W:113:LYS:CB[1_556]	1.16	1.04
4:2:168:GLY:O	4:Z:297:ASN:N[1_556]	1.16	1.04
4:0:260:THR:O	4:X:265:SER:O[1_556]	1.16	1.04
4:1:116:ARG:NH1	4:Y:141:SER:O[1_556]	1.16	1.04

Continued on next page...

Continued from previous page...

Atom-1	Atom-2	Interatomic distance (Å)	Clash overlap (Å)
4:1:30:VAL:CG1	4:Y:215:LYS:CA[1_556]	1.16	1.04
4:1:237:GLU:OE2	4:X:114:ALA:O[1_556]	1.16	1.04
4:0:104:LEU:C	4:X:334:GLU:CA[1_556]	1.16	1.04
4:0:206:ARG:N	4:X:199:SER:CA[1_556]	1.16	1.04
4:0:189:LEU:CG	4:X:195:GLU:CA[1_556]	1.16	1.04
4:2:62:ARG:O	4:X:288:ASP:CA[1_556]	1.16	1.04
4:2:252:ASN:O	4:Y:113:LYS:CE[1_556]	1.16	1.04
4:0:183:ARG:CG	4:X:187:ASP:N[1_556]	1.16	1.04
4:3:252:ASN:ND2	4:Z:117:GLU:CG[1_556]	1.16	1.04
4:2:136:ILE:O	4:Z:299:MET:CB[1_556]	1.16	1.04
4:3:196:ARG:CA	4:Z:111:ASN:OD1[1_556]	1.16	1.04
4:1:261:LEU:CB	4:Y:266:PHE:CG[1_556]	1.16	1.04
4:2:142:LEU:CD2	4:Z:329:ILE:CG1[1_556]	1.16	1.04
4:0:252:ASN:O	4:W:113:LYS:CE[1_556]	1.16	1.04
4:1:183:ARG:CG	4:Y:187:ASP:N[1_556]	1.16	1.04
4:1:331:ALA:CA	4:Y:221:LEU:CA[1_556]	1.16	1.04
4:2:293:LEU:CD2	4:Z:279:TYR:CD1[1_556]	1.16	1.04
4:2:147:ARG:NH1	4:Z:315:LYS:CD[1_556]	1.16	1.04
4:0:121:GLN:C	4:X:340:TRP:CZ2[1_556]	1.17	1.03
4:1:121:GLN:NE2	4:Y:20:GLY:O[1_556]	1.17	1.03
4:0:264:PRO:CB	4:X:268:GLY:CA[1_556]	1.17	1.03
4:0:209:VAL:CG2	4:X:194:THR:CA[1_556]	1.17	1.03
4:0:196:ARG:CA	4:W:111:ASN:OD1[1_556]	1.17	1.03
4:2:264:PRO:CB	4:Z:268:GLY:CA[1_556]	1.17	1.03
4:1:264:PRO:CB	4:Y:268:GLY:CA[1_556]	1.17	1.03
4:3:253:GLU:N	4:Z:113:LYS:CB[1_556]	1.17	1.03
4:2:260:THR:O	4:Z:265:SER:O[1_556]	1.17	1.03
4:1:261:LEU:CB	4:Y:266:PHE:CD1[1_556]	1.17	1.03
4:2:206:ARG:N	4:Z:199:SER:CA[1_556]	1.17	1.03
4:0:231:ALA:CA	4:W:370:VAL:N[1_556]	1.17	1.03
4:2:119:MET:CA	4:Z:340:TRP:CG[1_556]	1.17	1.03
4:0:233:SER:CB	4:W:367:PRO:CB[1_556]	1.17	1.03
4:0:136:ILE:CA	4:X:299:MET:O[1_556]	1.17	1.03
4:2:291:LYS:NZ	4:Z:322:PRO:CA[1_556]	1.17	1.03
4:0:307:PRO:O	4:X:227:MET:CG[1_556]	1.17	1.03
4:1:292:ASP:N	4:Y:321:ALA:C[1_556]	1.17	1.03
4:0:274:ILE:CD1	4:X:264:PRO:N[1_556]	1.17	1.03
4:0:40:HIS:C	4:V:167:GLU:OE2[1_556]	1.17	1.03
4:1:106:THR:CB	4:Y:335:ARG:CG[1_556]	1.17	1.03
4:2:159:VAL:CG1	4:Z:181:ALA:CA[1_556]	1.17	1.03
4:0:149:THR:CB	4:X:327:ILE:CG1[1_556]	1.17	1.03

Continued on next page...

Continued from previous page...

Atom-1	Atom-2	Interatomic distance (Å)	Clash overlap (Å)
4:1:170:ALA:O	4:Y:151:ILE:CA[1_556]	1.17	1.03
4:4:62:ARG:O	4:Z:288:ASP:CA[1_556]	1.17	1.03
4:3:252:ASN:OD1	4:Z:113:LYS:O[1_556]	1.17	1.03
4:2:209:VAL:CA	4:Z:193:LEU:O[1_556]	1.17	1.03
4:2:169:TYR:CD1	4:Z:150:GLY:O[1_556]	1.17	1.03
4:2:227:MET:CB	4:Y:372:ARG:O[1_556]	1.17	1.03
4:1:189:LEU:CD1	4:Y:195:GLU:CG[1_556]	1.17	1.03
4:1:40:HIS:C	4:W:167:GLU:OE2[1_556]	1.17	1.03
4:2:209:VAL:C	4:Z:193:LEU:C[1_556]	1.17	1.03
4:1:336:LYS:CA	4:Y:218:TYR:CA[1_556]	1.17	1.03
4:2:183:ARG:CG	4:Z:187:ASP:N[1_556]	1.17	1.03
4:1:114:ALA:CA	4:Y:106:THR:CA[1_556]	1.17	1.03
4:0:142:LEU:CD2	4:X:329:ILE:CG1[1_556]	1.17	1.03
4:0:112:PRO:C	4:X:137:GLN:CB[1_556]	1.17	1.03
4:2:104:LEU:C	4:Z:334:GLU:CA[1_556]	1.18	1.02
4:3:198:TYR:N	4:Z:75:ILE:CB[1_556]	1.18	1.02
4:0:209:VAL:CA	4:X:193:LEU:O[1_556]	1.18	1.02
4:2:197:GLY:C	4:Y:75:ILE:C[1_556]	1.18	1.02
4:0:300:SER:CA	4:X:219:VAL:CG1[1_556]	1.18	1.02
4:1:277:THR:OG1	4:Y:271:SER:C[1_556]	1.18	1.02
4:2:62:ARG:NE	4:Z:205:GLU:CA[1_556]	1.18	1.02
4:0:209:VAL:C	4:X:193:LEU:C[1_556]	1.18	1.02
4:2:195:GLU:OE2	4:Y:110:LEU:N[1_556]	1.18	1.02
4:1:62:ARG:NH2	4:Y:205:GLU:CA[1_556]	1.18	1.02
4:2:72:GLU:O	4:Z:157:ASP:C[1_556]	1.18	1.02
4:0:159:VAL:CG1	4:X:181:ALA:CA[1_556]	1.18	1.02
4:2:197:GLY:CA	4:Y:75:ILE:C[1_556]	1.18	1.02
4:2:265:SER:O	4:Y:173:HIS:CE1[1_556]	1.18	1.02
4:1:261:LEU:CG	4:Y:266:PHE:CB[1_556]	1.18	1.02
4:1:136:ILE:C	4:Y:299:MET:C[1_556]	1.18	1.02
4:2:292:ASP:N	4:Z:321:ALA:C[1_556]	1.18	1.02
4:1:125:GLU:CA	4:Y:24:ASP:OD2[1_556]	1.18	1.02
4:3:237:GLU:OE2	4:Z:114:ALA:O[1_556]	1.18	1.02
4:2:253:GLU:N	4:Y:113:LYS:CB[1_556]	1.18	1.02
4:0:177:ARG:CA	4:X:178:LEU:CG[1_556]	1.18	1.02
4:0:209:VAL:CB	4:X:194:THR:CA[1_556]	1.18	1.02
4:0:195:GLU:OE2	4:W:110:LEU:N[1_556]	1.18	1.02
4:0:169:TYR:CD1	4:X:150:GLY:O[1_556]	1.18	1.02
4:0:293:LEU:C	4:X:320:LEU:N[1_556]	1.18	1.02
4:1:335:ARG:CB	4:Y:219:VAL:C[1_556]	1.18	1.02
4:1:124:PHE:CB	4:Y:24:ASP:N[1_556]	1.18	1.02

Continued on next page...

Continued from previous page...

Atom-1	Atom-2	Interatomic distance (Å)	Clash overlap (Å)
4:0:296:ASN:OD1	4:X:318:THR:OG1[1_556]	1.18	1.02
4:0:197:GLY:CA	4:W:75:ILE:C[1_556]	1.18	1.02
4:1:252:ASN:ND2	4:X:117:GLU:CG[1_556]	1.18	1.02
4:2:161:HIS:C	4:Z:274:ILE:CB[1_556]	1.18	1.02
4:3:196:ARG:NH1	4:Z:115:ASN:CA[1_556]	1.18	1.02
4:1:370:VAL:CG1	4:Y:342:GLY:C[1_556]	1.18	1.02
4:1:150:GLY:C	4:Y:317:ILE:CG1[1_556]	1.18	1.02
4:1:196:ARG:CA	4:X:111:ASN:OD1[1_556]	1.18	1.02
4:2:209:VAL:CB	4:Z:194:THR:CA[1_556]	1.18	1.02
4:0:211:ASP:OD2	4:X:249:THR:C[1_556]	1.18	1.02
4:2:296:ASN:OD1	4:Z:318:THR:OG1[1_556]	1.18	1.02
4:1:59:GLN:NE2	4:Y:208:ILE:N[1_556]	1.18	1.02
4:0:196:ARG:NH1	4:W:115:ASN:CA[1_556]	1.18	1.02
4:0:161:HIS:C	4:X:274:ILE:CB[1_556]	1.18	1.02
4:1:198:TYR:N	4:X:75:ILE:CB[1_556]	1.18	1.02
4:0:105:LEU:CB	4:X:334:GLU:O[1_556]	1.18	1.02
4:0:252:ASN:O	4:W:113:LYS:CD[1_556]	1.18	1.02
4:1:296:ASN:CA	4:Y:315:LYS:O[1_556]	1.18	1.02
4:2:274:ILE:CD1	4:Z:264:PRO:N[1_556]	1.18	1.02
4:2:210:ARG:CB	4:Z:193:LEU:CD2[1_556]	1.18	1.02
4:2:231:ALA:CA	4:Y:370:VAL:N[1_556]	1.18	1.02
4:0:296:ASN:CA	4:X:315:LYS:O[1_556]	1.19	1.01
4:2:196:ARG:NH1	4:Y:115:ASN:CA[1_556]	1.19	1.01
4:0:119:MET:CA	4:X:340:TRP:CG[1_556]	1.19	1.01
4:1:106:THR:C	4:Y:335:ARG:C[1_556]	1.19	1.01
4:2:196:ARG:CA	4:Y:111:ASN:OD1[1_556]	1.19	1.01
4:1:196:ARG:NH1	4:X:115:ASN:CA[1_556]	1.19	1.01
4:1:300:SER:CA	4:Y:219:VAL:CG1[1_556]	1.19	1.01
4:0:227:MET:CB	4:W:372:ARG:O[1_556]	1.19	1.01
4:2:121:GLN:C	4:Z:340:TRP:CZ2[1_556]	1.19	1.01
4:1:252:ASN:CG	4:X:113:LYS:O[1_556]	1.19	1.01
4:2:112:PRO:C	4:Z:137:GLN:CB[1_556]	1.19	1.01
4:1:182:GLY:O	4:Y:189:LEU:CA[1_556]	1.19	1.01
4:1:114:ALA:C	4:Y:106:THR:CG2[1_556]	1.19	1.01
4:1:177:ARG:C	4:Y:178:LEU:CG[1_556]	1.19	1.01
4:2:296:ASN:CA	4:Z:315:LYS:O[1_556]	1.19	1.01
4:2:252:ASN:O	4:Y:113:LYS:CD[1_556]	1.19	1.01
4:3:40:HIS:C	4:Y:167:GLU:OE2[1_556]	1.19	1.01
4:1:253:GLU:N	4:X:113:LYS:CB[1_556]	1.19	1.01
4:0:166:TYR:CG	4:X:294:TYR:CB[1_556]	1.19	1.01
4:2:166:TYR:CG	4:Z:294:TYR:CB[1_556]	1.19	1.01

Continued on next page...

Continued from previous page...

Atom-1	Atom-2	Interatomic distance (Å)	Clash overlap (Å)
4:1:271:SER:C	4:Y:270:GLU:N[1_556]	1.19	1.01
4:1:142:LEU:CD2	4:Y:329:ILE:CG1[1_556]	1.19	1.01
4:2:149:THR:CB	4:Z:327:ILE:CG1[1_556]	1.19	1.01
4:0:187:ASP:N	4:X:191:LYS:CA[1_556]	1.19	1.01
4:2:293:LEU:C	4:Z:320:LEU:N[1_556]	1.19	1.01
4:0:265:SER:O	4:W:173:HIS:CE1[1_556]	1.19	1.01
4:0:212:ILE:CD1	4:X:196:ARG:O[1_556]	1.19	1.01
4:0:118:LYS:O	4:X:340:TRP:CD1[1_556]	1.19	1.01
4:2:141:SER:C	4:Z:310:ALA:CB[1_556]	1.19	1.01
4:3:63:GLY:C	4:Y:288:ASP:C[1_556]	1.19	1.01
4:1:149:THR:CB	4:Y:327:ILE:CG1[1_556]	1.19	1.01
4:3:227:MET:CG	4:Z:372:ARG:O[1_556]	1.19	1.01
4:1:79:TRP:CB	4:Y:17:VAL:CB[1_556]	1.19	1.01
4:1:233:SER:CB	4:X:367:PRO:CB[1_556]	1.20	1.00
4:0:161:HIS:NE2	4:X:160:THR:CG2[1_556]	1.20	1.00
4:1:63:GLY:C	4:W:288:ASP:C[1_556]	1.20	1.00
4:0:292:ASP:N	4:X:321:ALA:C[1_556]	1.20	1.00
4:1:62:ARG:NE	4:Y:205:GLU:CA[1_556]	1.20	1.00
4:0:59:GLN:NE2	4:X:208:ILE:N[1_556]	1.20	1.00
4:2:212:ILE:CD1	4:Z:196:ARG:O[1_556]	1.20	1.00
4:1:159:VAL:CG1	4:Y:181:ALA:CA[1_556]	1.20	1.00
4:1:119:MET:CA	4:Y:340:TRP:CG[1_556]	1.20	1.00
4:2:295:ALA:N	4:Z:319:ALA:C[1_556]	1.20	1.00
4:2:300:SER:CA	4:Z:219:VAL:CG1[1_556]	1.20	1.00
4:1:307:PRO:O	4:Y:227:MET:CG[1_556]	1.20	1.00
4:0:107:GLU:CA	4:X:301:GLY:N[1_556]	1.20	1.00
4:1:137:GLN:NE2	4:Y:301:GLY:C[1_556]	1.20	1.00
4:2:211:ASP:OD2	4:Z:249:THR:C[1_556]	1.20	1.00
4:1:368:SER:CA	4:Y:346:LEU:CD2[1_556]	1.20	1.00
4:0:210:ARG:CB	4:X:193:LEU:CD2[1_556]	1.20	1.00
4:3:62:ARG:O	4:Y:288:ASP:CA[1_556]	1.20	1.00
4:1:196:ARG:NE	4:X:115:ASN:CG[1_556]	1.20	1.00
4:2:252:ASN:CG	4:Y:113:LYS:O[1_556]	1.20	1.00
4:1:305:MET:CG	4:Y:255:PHE:CB[1_556]	1.20	1.00
4:1:214:GLU:CA	4:Y:253:GLU:CD[1_556]	1.20	1.00
4:1:72:GLU:O	4:Y:157:ASP:C[1_556]	1.20	1.00
4:1:167:GLU:N	4:Y:294:TYR:O[1_556]	1.20	1.00
4:0:164:PRO:CD	4:X:278:THR:CB[1_556]	1.20	1.00
4:2:177:ARG:CA	4:Z:178:LEU:CG[1_556]	1.20	1.00
4:2:164:PRO:CD	4:Z:278:THR:CB[1_556]	1.20	1.00
4:0:372:ARG:CD	4:X:142:LEU:O[1_556]	1.20	1.00

Continued on next page...

Continued from previous page...

Atom-1	Atom-2	Interatomic distance (Å)	Clash overlap (Å)
4:1:292:ASP:O	4:Y:318:THR:C[1_556]	1.20	1.00
4:0:305:MET:CA	4:X:255:PHE:CD1[1_556]	1.20	1.00
4:0:62:ARG:CB	4:X:204:ALA:CA[1_556]	1.20	1.00
4:1:214:GLU:C	4:Y:253:GLU:OE2[1_556]	1.20	1.00
4:1:211:ASP:OD2	4:Y:249:THR:C[1_556]	1.20	1.00
4:2:237:GLU:OE2	4:Y:114:ALA:O[1_556]	1.20	1.00
4:1:173:HIS:CB	4:Y:174:ALA:C[1_556]	1.20	1.00
4:2:372:ARG:CA	4:Z:143:TYR:CB[1_556]	1.20	1.00
4:1:209:VAL:CA	4:Y:193:LEU:O[1_556]	1.20	1.00
4:2:186:THR:C	4:Z:191:LYS:N[1_556]	1.20	1.00
4:1:305:MET:CA	4:Y:255:PHE:CD1[1_556]	1.20	1.00
4:2:272:ALA:CA	4:Z:270:GLU:C[1_556]	1.20	1.00
4:0:372:ARG:CA	4:X:143:TYR:CB[1_556]	1.20	1.00
4:1:227:MET:CG	4:X:372:ARG:O[1_556]	1.20	1.00
4:1:77:THR:O	4:Y:33:SER:CB[1_556]	1.20	1.00
4:2:153:LEU:CA	4:Z:262:PHE:CE1[1_556]	1.20	1.00
4:2:304:THR:C	4:Z:223:PHE:CE1[1_556]	1.20	1.00
4:2:309:ILE:CG1	4:Z:259:GLU:CD[1_556]	1.20	1.00
4:1:161:HIS:NE2	4:Y:160:THR:CG2[1_556]	1.20	1.00
4:3:252:ASN:CG	4:Z:113:LYS:O[1_556]	1.20	1.00
4:1:286:ASP:N	4:Y:283:MET:CA[1_556]	1.20	1.00
4:2:187:ASP:N	4:Z:191:LYS:CA[1_556]	1.20	1.00
4:2:368:SER:CA	4:Z:346:LEU:CG[1_556]	1.20	1.00
4:0:198:TYR:N	4:W:75:ILE:CB[1_556]	1.20	1.00
4:2:161:HIS:NE2	4:Z:160:THR:CG2[1_556]	1.20	1.00
4:2:105:LEU:CB	4:Z:334:GLU:O[1_556]	1.21	0.99
4:2:372:ARG:CD	4:Z:142:LEU:O[1_556]	1.21	0.99
4:0:191:LYS:CE	4:W:110:LEU:CG[1_556]	1.21	0.99
4:1:292:ASP:O	4:Y:318:THR:O[1_556]	1.21	0.99
4:3:41:GLN:CA	4:Y:167:GLU:OE2[1_556]	1.21	0.99
4:0:295:ALA:N	4:X:319:ALA:C[1_556]	1.21	0.99
4:1:62:ARG:O	4:W:288:ASP:CA[1_556]	1.21	0.99
4:1:183:ARG:NE	4:Y:186:THR:CB[1_556]	1.21	0.99
4:2:169:TYR:N	4:Z:296:ASN:C[1_556]	1.21	0.99
4:1:372:ARG:CD	4:Y:142:LEU:C[1_556]	1.21	0.99
4:1:121:GLN:C	4:Y:340:TRP:CZ2[1_556]	1.21	0.99
4:3:196:ARG:NE	4:Z:115:ASN:CG[1_556]	1.21	0.99
4:2:191:LYS:CE	4:Y:110:LEU:CG[1_556]	1.21	0.99
4:0:274:ILE:CG1	4:X:263:GLN:C[1_556]	1.21	0.99
4:1:337:TYR:CA	4:Y:307:PRO:CG[1_556]	1.21	0.99
4:0:368:SER:CA	4:X:346:LEU:CG[1_556]	1.21	0.99

Continued on next page...

Continued from previous page...

Atom-1	Atom-2	Interatomic distance (Å)	Clash overlap (Å)
4:2:109:PRO:CA	4:Z:154:ASP:CA[1_556]	1.21	0.99
4:2:118:LYS:O	4:Z:340:TRP:CD1[1_556]	1.21	0.99
4:1:295:ALA:CA	4:Y:319:ALA:CB[1_556]	1.21	0.99
4:1:210:ARG:O	4:Y:193:LEU:CD1[1_556]	1.21	0.99
4:2:82:MET:C	4:Z:30:VAL:CB[1_556]	1.21	0.99
4:1:11:ASP:OD2	4:Y:305:MET:CB[1_556]	1.21	0.99
4:0:153:LEU:CA	4:X:262:PHE:CE1[1_556]	1.21	0.99
4:1:286:ASP:C	4:Y:283:MET:CG[1_556]	1.21	0.99
4:2:274:ILE:CG1	4:Z:263:GLN:C[1_556]	1.21	0.99
4:0:12:ASN:ND2	4:X:336:LYS:CB[1_556]	1.21	0.99
4:3:233:SER:CB	4:Z:367:PRO:CB[1_556]	1.21	0.99
4:1:109:PRO:CA	4:Y:154:ASP:CA[1_556]	1.21	0.99
4:0:309:ILE:CG1	4:X:259:GLU:CD[1_556]	1.21	0.99
4:1:272:ALA:CA	4:Y:270:GLU:C[1_556]	1.21	0.99
4:2:198:TYR:N	4:Y:75:ILE:CB[1_556]	1.21	0.99
4:3:196:ARG:CD	4:Z:115:ASN:CB[1_556]	1.21	0.99
4:0:167:GLU:N	4:X:294:TYR:O[1_556]	1.21	0.99
4:2:274:ILE:CG1	4:Z:263:GLN:N[1_556]	1.21	0.99
4:0:141:SER:C	4:X:310:ALA:CB[1_556]	1.21	0.99
4:2:267:ILE:N	4:Y:173:HIS:CB[1_556]	1.22	0.98
4:0:304:THR:C	4:X:223:PHE:CE1[1_556]	1.22	0.98
4:2:59:GLN:NE2	4:Z:208:ILE:N[1_556]	1.22	0.98
4:0:60:SER:CA	4:X:243:PRO:CB[1_556]	1.22	0.98
4:1:105:LEU:CB	4:Y:334:GLU:O[1_556]	1.22	0.98
4:2:159:VAL:N	4:Z:181:ALA:O[1_556]	1.22	0.98
4:1:82:MET:C	4:Y:30:VAL:CB[1_556]	1.22	0.98
4:1:186:THR:C	4:Y:191:LYS:N[1_556]	1.22	0.98
4:1:114:ALA:C	4:Y:106:THR:OG1[1_556]	1.22	0.98
4:2:167:GLU:N	4:Z:294:TYR:O[1_556]	1.22	0.98
4:3:197:GLY:CA	4:Z:75:ILE:C[1_556]	1.22	0.98
4:1:197:GLY:CA	4:X:75:ILE:C[1_556]	1.22	0.98
4:2:337:TYR:CA	4:Z:307:PRO:CG[1_556]	1.22	0.98
4:0:237:GLU:OE2	4:W:114:ALA:O[1_556]	1.22	0.98
4:0:252:ASN:CG	4:W:113:LYS:O[1_556]	1.22	0.98
4:0:82:MET:C	4:X:30:VAL:CB[1_556]	1.22	0.98
4:0:272:ALA:CA	4:X:270:GLU:C[1_556]	1.22	0.98
4:2:107:GLU:CA	4:Z:301:GLY:N[1_556]	1.22	0.98
4:1:62:ARG:CB	4:Y:204:ALA:CA[1_556]	1.22	0.98
4:1:150:GLY:CA	4:Y:317:ILE:CG1[1_556]	1.22	0.98
4:0:169:TYR:N	4:X:296:ASN:C[1_556]	1.22	0.98
4:1:67:LEU:CA	4:Y:62:ARG:NH1[1_556]	1.22	0.98

Continued on next page...

Continued from previous page...

Atom-1	Atom-2	Interatomic distance (Å)	Clash overlap (Å)
4:1:107:GLU:CA	4:Y:301:GLY:N[1_556]	1.22	0.98
4:2:178:LEU:O	4:Z:180:LEU:CB[1_556]	1.22	0.98
4:3:63:GLY:O	4:Y:289:ILE:N[1_556]	1.22	0.98
4:1:41:GLN:CA	4:W:167:GLU:OE2[1_556]	1.22	0.98
4:1:335:ARG:CD	4:Y:220:ALA:N[1_556]	1.22	0.98
4:2:79:TRP:CE3	4:Z:18:LYS:CA[1_556]	1.22	0.98
4:0:30:VAL:CG1	4:X:215:LYS:CA[1_556]	1.22	0.98
4:0:274:ILE:CG1	4:X:263:GLN:N[1_556]	1.22	0.98
4:1:304:THR:CB	4:Y:223:PHE:CZ[1_556]	1.22	0.98
4:1:169:TYR:N	4:Y:296:ASN:C[1_556]	1.22	0.98
4:0:159:VAL:N	4:X:181:ALA:O[1_556]	1.22	0.98
4:1:164:PRO:N	4:Y:278:THR:OG1[1_556]	1.22	0.98
4:2:305:MET:CA	4:Z:255:PHE:CD1[1_556]	1.22	0.98
4:0:368:SER:CB	4:X:346:LEU:CG[1_556]	1.22	0.98
4:2:62:ARG:CB	4:Z:204:ALA:CA[1_556]	1.22	0.98
4:1:265:SER:O	4:X:173:HIS:CE1[1_556]	1.22	0.98
4:1:267:ILE:N	4:X:173:HIS:CB[1_556]	1.22	0.98
4:1:296:ASN:C	4:Y:315:LYS:O[1_556]	1.22	0.98
4:0:186:THR:C	4:X:191:LYS:N[1_556]	1.22	0.98
4:0:336:LYS:CA	4:X:218:TYR:CA[1_556]	1.22	0.98
4:0:196:ARG:CD	4:W:115:ASN:CB[1_556]	1.22	0.98
4:2:290:ARG:C	4:Z:320:LEU:O[1_556]	1.23	0.97
4:2:148:THR:C	4:Z:327:ILE:C[1_556]	1.23	0.97
4:1:121:GLN:CG	4:Y:9:VAL:N[1_556]	1.23	0.97
4:1:295:ALA:C	4:Y:319:ALA:CB[1_556]	1.23	0.97
4:0:212:ILE:CB	4:X:196:ARG:CA[1_556]	1.23	0.97
4:2:189:LEU:CD1	4:Z:195:GLU:CG[1_556]	1.23	0.97
4:2:136:ILE:C	4:Z:299:MET:C[1_556]	1.23	0.97
4:1:74:GLY:C	4:Y:156:GLY:C[1_556]	1.23	0.97
4:0:148:THR:C	4:X:327:ILE:C[1_556]	1.23	0.97
4:0:163:VAL:CA	4:X:278:THR:OG1[1_556]	1.23	0.97
4:2:104:LEU:C	4:Z:334:GLU:CB[1_556]	1.23	0.97
4:1:141:SER:C	4:Y:310:ALA:CB[1_556]	1.23	0.97
4:2:332:PRO:N	4:Z:221:LEU:CG[1_556]	1.23	0.97
4:1:63:GLY:O	4:W:289:ILE:N[1_556]	1.23	0.97
4:2:109:PRO:N	4:Z:154:ASP:C[1_556]	1.23	0.97
4:0:109:PRO:N	4:X:154:ASP:C[1_556]	1.23	0.97
4:0:109:PRO:CA	4:X:154:ASP:CA[1_556]	1.23	0.97
4:1:152:VAL:CA	4:Y:313:MET:SD[1_556]	1.23	0.97
4:1:309:ILE:CG1	4:Y:259:GLU:CD[1_556]	1.23	0.97
4:1:151:ILE:CG1	4:Y:275:HIS:O[1_556]	1.23	0.97

Continued on next page...

Continued from previous page...

Atom-1	Atom-2	Interatomic distance (Å)	Clash overlap (Å)
4:2:210:ARG:O	4:Z:193:LEU:CD1[1_556]	1.23	0.97
4:1:83:GLU:N	4:Y:30:VAL:CA[1_556]	1.23	0.97
4:0:296:ASN:CB	4:X:318:THR:OG1[1_556]	1.23	0.97
4:1:16:LEU:CA	4:Y:214:GLU:CG[1_556]	1.23	0.97
4:2:12:ASN:ND2	4:Z:336:LYS:CB[1_556]	1.23	0.97
4:1:232:SER:CA	4:X:369:ILE:CG2[1_556]	1.23	0.97
4:2:296:ASN:CB	4:Z:318:THR:OG1[1_556]	1.23	0.97
4:2:163:VAL:CA	4:Z:278:THR:OG1[1_556]	1.23	0.97
4:3:191:LYS:CE	4:Z:110:LEU:CG[1_556]	1.23	0.97
4:2:137:GLN:NE2	4:Z:301:GLY:C[1_556]	1.23	0.97
4:2:60:SER:CA	4:Z:243:PRO:CB[1_556]	1.23	0.97
4:2:167:GLU:OE2	4:Z:326:LYS:CB[1_556]	1.23	0.97
4:0:161:HIS:CE1	4:X:160:THR:OG1[1_556]	1.23	0.97
4:3:232:SER:CA	4:Z:369:ILE:CG2[1_556]	1.23	0.97
4:1:122:ILE:CB	4:Y:19:ALA:O[1_556]	1.23	0.97
4:0:372:ARG:CD	4:X:142:LEU:C[1_556]	1.23	0.97
4:1:196:ARG:CD	4:X:115:ASN:CB[1_556]	1.23	0.97
4:2:147:ARG:CA	4:Z:314:GLN:NE2[1_556]	1.23	0.97
4:0:189:LEU:CD1	4:X:195:GLU:CG[1_556]	1.23	0.97
4:0:178:LEU:O	4:X:180:LEU:CB[1_556]	1.23	0.97
4:2:368:SER:CB	4:Z:346:LEU:CG[1_556]	1.23	0.97
4:0:167:GLU:OE2	4:X:326:LYS:CB[1_556]	1.23	0.97
4:3:250:ILE:C	4:Z:114:ALA:CB[1_556]	1.23	0.97
4:2:212:ILE:CB	4:Z:196:ARG:CA[1_556]	1.23	0.97
4:3:196:ARG:CZ	4:Z:115:ASN:CA[1_556]	1.23	0.97
4:0:368:SER:CA	4:X:346:LEU:CD2[1_556]	1.23	0.97
4:0:162:ASN:OD1	4:X:273:GLY:CA[1_556]	1.23	0.97
4:2:180:LEU:CB	4:Z:267:ILE:CD1[1_556]	1.23	0.97
4:0:290:ARG:C	4:X:320:LEU:O[1_556]	1.23	0.97
4:2:335:ARG:CD	4:Z:220:ALA:N[1_556]	1.24	0.96
4:2:164:PRO:N	4:Z:278:THR:OG1[1_556]	1.24	0.96
4:3:265:SER:O	4:Z:173:HIS:CE1[1_556]	1.24	0.96
4:1:335:ARG:NH1	4:Y:220:ALA:CB[1_556]	1.24	0.96
4:0:267:ILE:N	4:W:173:HIS:CB[1_556]	1.24	0.96
4:1:80:ASP:CA	4:Y:31:PHE:CD1[1_556]	1.24	0.96
4:0:337:TYR:CA	4:X:307:PRO:CG[1_556]	1.24	0.96
4:1:163:VAL:CA	4:Y:278:THR:OG1[1_556]	1.24	0.96
4:0:79:TRP:CE3	4:X:18:LYS:CA[1_556]	1.24	0.96
4:2:372:ARG:CD	4:Z:142:LEU:C[1_556]	1.24	0.96
4:2:30:VAL:CG1	4:Z:215:LYS:CA[1_556]	1.24	0.96
4:1:191:LYS:CE	4:X:110:LEU:CG[1_556]	1.24	0.96

Continued on next page...

Continued from previous page...

Atom-1	Atom-2	Interatomic distance (Å)	Clash overlap (Å)
4:1:293:LEU:C	4:Y:320:LEU:N[1_556]	1.24	0.96
4:1:136:ILE:CA	4:Y:299:MET:O[1_556]	1.24	0.96
4:3:229:THR:C	4:Z:368:SER:C[1_556]	1.24	0.96
4:1:37:ARG:CA	4:Y:60:SER:CB[1_556]	1.24	0.96
4:1:362:TYR:CZ	4:Y:22:ALA:CB[1_556]	1.24	0.96
4:2:214:GLU:C	4:Z:253:GLU:OE2[1_556]	1.24	0.96
4:2:80:ASP:CA	4:Z:31:PHE:CD1[1_556]	1.24	0.96
4:2:336:LYS:CA	4:Z:218:TYR:CA[1_556]	1.24	0.96
4:1:12:ASN:ND2	4:Y:336:LYS:CB[1_556]	1.24	0.96
4:1:168:GLY:C	4:Y:297:ASN:N[1_556]	1.24	0.96
4:0:206:ARG:CB	4:X:199:SER:C[1_556]	1.24	0.96
4:0:332:PRO:N	4:X:221:LEU:CG[1_556]	1.24	0.96
4:0:77:THR:O	4:X:33:SER:CB[1_556]	1.24	0.96
4:3:232:SER:N	4:Z:369:ILE:CG2[1_556]	1.24	0.96
4:3:252:ASN:O	4:Z:113:LYS:CE[1_556]	1.24	0.96
4:2:161:HIS:CE1	4:Z:160:THR:OG1[1_556]	1.24	0.96
4:2:123:MET:CG	4:Z:26:ALA:CA[1_556]	1.24	0.96
4:0:104:LEU:C	4:X:334:GLU:CB[1_556]	1.24	0.96
4:1:252:ASN:O	4:X:113:LYS:CE[1_556]	1.24	0.96
4:1:332:PRO:N	4:Y:221:LEU:CB[1_556]	1.24	0.96
4:1:368:SER:CA	4:Y:346:LEU:CG[1_556]	1.24	0.96
4:0:369:ILE:CG2	4:X:346:LEU:N[1_556]	1.24	0.96
4:0:214:GLU:CA	4:X:253:GLU:CD[1_556]	1.24	0.96
4:0:80:ASP:CA	4:X:31:PHE:CD1[1_556]	1.24	0.96
4:1:367:PRO:N	4:Y:347:ALA:CB[1_556]	1.24	0.96
4:1:60:SER:CA	4:Y:243:PRO:CB[1_556]	1.24	0.96
4:1:296:ASN:O	4:Y:316:GLU:C[1_556]	1.24	0.96
4:0:180:LEU:CB	4:X:267:ILE:CD1[1_556]	1.24	0.96
4:0:147:ARG:CA	4:X:314:GLN:NE2[1_556]	1.24	0.96
4:1:229:THR:C	4:X:368:SER:C[1_556]	1.24	0.96
4:0:305:MET:CG	4:X:255:PHE:CB[1_556]	1.24	0.96
4:0:152:VAL:CG2	4:X:313:MET:CG[1_556]	1.24	0.96
4:1:250:ILE:C	4:X:114:ALA:CB[1_556]	1.24	0.96
4:1:162:ASN:OD1	4:Y:273:GLY:CA[1_556]	1.24	0.96
4:0:210:ARG:O	4:X:193:LEU:CD1[1_556]	1.24	0.96
4:0:136:ILE:C	4:X:299:MET:C[1_556]	1.24	0.96
4:2:173:HIS:CB	4:Z:174:ALA:C[1_556]	1.24	0.96
4:0:12:ASN:ND2	4:X:336:LYS:CG[1_556]	1.24	0.96
4:1:125:GLU:CB	4:Y:21:PHE:CA[1_556]	1.24	0.96
4:0:64:ILE:N	4:V:288:ASP:O[1_556]	1.24	0.96
4:3:267:ILE:N	4:Z:173:HIS:CB[1_556]	1.24	0.96

Continued on next page...

Continued from previous page...

Atom-1	Atom-2	Interatomic distance (Å)	Clash overlap (Å)
4:2:62:ARG:NH2	4:Z:205:GLU:CA[1_556]	1.25	0.95
4:1:141:SER:OG	4:Y:309:ILE:CG2[1_556]	1.25	0.95
4:2:208:ILE:O	4:Z:198:TYR:CE2[1_556]	1.25	0.95
4:2:196:ARG:CD	4:Y:115:ASN:CB[1_556]	1.25	0.95
4:1:118:LYS:O	4:Y:340:TRP:CD1[1_556]	1.25	0.95
4:1:167:GLU:CA	4:Y:295:ALA:N[1_556]	1.25	0.95
4:2:152:VAL:CG2	4:Z:313:MET:CG[1_556]	1.25	0.95
4:1:196:ARG:CZ	4:X:115:ASN:CA[1_556]	1.25	0.95
4:2:12:ASN:ND2	4:Z:336:LYS:CG[1_556]	1.25	0.95
4:0:299:MET:N	4:X:312:ARG:CG[1_556]	1.25	0.95
4:2:77:THR:N	4:Z:16:LEU:N[1_556]	1.25	0.95
4:1:290:ARG:C	4:Y:320:LEU:O[1_556]	1.25	0.95
4:0:164:PRO:N	4:X:278:THR:OG1[1_556]	1.25	0.95
4:2:112:PRO:CB	4:Z:137:GLN:CD[1_556]	1.25	0.95
4:2:299:MET:N	4:Z:312:ARG:CG[1_556]	1.25	0.95
4:2:368:SER:CA	4:Z:346:LEU:CD2[1_556]	1.25	0.95
4:2:369:ILE:CG2	4:Z:346:LEU:N[1_556]	1.25	0.95
4:0:365:ALA:N	4:X:349:LEU:CA[1_556]	1.25	0.95
4:0:214:GLU:C	4:X:253:GLU:OE2[1_556]	1.25	0.95
4:1:299:MET:SD	4:Y:312:ARG:NH2[1_556]	1.25	0.95
4:2:120:THR:N	4:Z:340:TRP:CD2[1_556]	1.25	0.95
4:0:77:THR:N	4:X:16:LEU:N[1_556]	1.25	0.95
4:0:120:THR:O	4:X:340:TRP:CZ3[1_556]	1.25	0.95
4:0:338:SER:CB	4:X:308:GLY:CA[1_556]	1.25	0.95
4:1:210:ARG:CB	4:Y:193:LEU:CD2[1_556]	1.25	0.95
4:0:74:GLY:C	4:X:156:GLY:C[1_556]	1.25	0.95
4:1:133:TYR:OH	4:Y:145:SER:CB[1_556]	1.25	0.95
4:2:77:THR:O	4:Z:33:SER:CB[1_556]	1.25	0.95
4:2:151:ILE:CD1	4:Z:275:HIS:O[1_556]	1.25	0.95
4:2:64:ILE:N	4:X:288:ASP:O[1_556]	1.25	0.95
4:2:295:ALA:CA	4:Z:319:ALA:CB[1_556]	1.25	0.95
4:0:332:PRO:CG	4:X:221:LEU:CG[1_556]	1.25	0.95
4:0:137:GLN:NE2	4:X:301:GLY:C[1_556]	1.25	0.95
4:0:194:THR:C	4:W:75:ILE:CG1[1_556]	1.25	0.95
4:1:297:ASN:CB	4:Y:316:GLU:OE1[1_556]	1.25	0.95
4:0:227:MET:CG	4:W:372:ARG:O[1_556]	1.25	0.95
4:1:331:ALA:C	4:Y:221:LEU:CA[1_556]	1.25	0.95
4:2:206:ARG:CB	4:Z:199:SER:C[1_556]	1.25	0.95
4:0:208:ILE:O	4:X:198:TYR:CE2[1_556]	1.25	0.95
4:1:171:LEU:CG	4:Y:282:ILE:CG1[1_556]	1.25	0.95
4:2:214:GLU:CA	4:Z:253:GLU:CD[1_556]	1.25	0.95

Continued on next page...

Continued from previous page...

Atom-1	Atom-2	Interatomic distance (Å)	Clash overlap (Å)
4:0:335:ARG:CD	4:X:220:ALA:N[1_556]	1.25	0.95
4:1:212:ILE:CD1	4:Y:196:ARG:O[1_556]	1.25	0.95
4:1:208:ILE:CA	4:Y:198:TYR:CG[1_556]	1.25	0.95
4:0:112:PRO:CB	4:X:137:GLN:CD[1_556]	1.26	0.94
4:1:106:THR:N	4:Y:335:ARG:C[1_556]	1.26	0.94
4:0:274:ILE:CG2	4:X:263:GLN:CG[1_556]	1.26	0.94
4:1:180:LEU:CB	4:Y:267:ILE:CD1[1_556]	1.26	0.94
4:2:162:ASN:OD1	4:Z:273:GLY:CA[1_556]	1.26	0.94
4:1:186:THR:O	4:Y:191:LYS:CA[1_556]	1.26	0.94
4:0:123:MET:CG	4:X:26:ALA:CA[1_556]	1.26	0.94
4:2:138:ALA:CA	4:Z:299:MET:SD[1_556]	1.26	0.94
4:1:142:LEU:CG	4:Y:329:ILE:CG1[1_556]	1.26	0.94
4:0:295:ALA:CA	4:X:319:ALA:CB[1_556]	1.26	0.94
4:0:164:PRO:CG	4:X:279:TYR:N[1_556]	1.26	0.94
4:0:171:LEU:CG	4:X:282:ILE:CG1[1_556]	1.26	0.94
4:1:212:ILE:CA	4:Y:196:ARG:CB[1_556]	1.26	0.94
4:0:41:GLN:CA	4:V:167:GLU:OE2[1_556]	1.26	0.94
4:0:162:ASN:C	4:X:274:ILE:C[1_556]	1.26	0.94
4:0:120:THR:OG1	4:X:341:ILE:N[1_556]	1.26	0.94
4:1:140:LEU:CG	4:Y:331:ALA:CA[1_556]	1.26	0.94
4:0:86:TRP:CE2	4:X:337:TYR:OH[1_556]	1.26	0.94
4:2:147:ARG:CG	4:Z:314:GLN:CD[1_556]	1.26	0.94
4:1:157:ASP:O	4:Y:185:LEU:CA[1_556]	1.26	0.94
4:1:105:LEU:C	4:Y:334:GLU:O[1_556]	1.26	0.94
4:0:120:THR:N	4:X:340:TRP:CD2[1_556]	1.26	0.94
4:2:232:SER:C	4:Y:366:GLY:O[1_556]	1.26	0.94
4:0:337:TYR:C	4:X:307:PRO:CB[1_556]	1.26	0.94
4:1:232:SER:N	4:X:369:ILE:CG2[1_556]	1.26	0.94
4:0:303:THR:CB	4:X:257:CYS:CA[1_556]	1.26	0.94
4:2:184:ASP:OD1	4:Z:184:ASP:O[1_556]	1.26	0.94
4:2:365:ALA:N	4:Z:349:LEU:CA[1_556]	1.26	0.94
4:0:140:LEU:CG	4:X:331:ALA:CA[1_556]	1.26	0.94
4:0:62:ARG:NH2	4:X:205:GLU:CA[1_556]	1.26	0.94
4:2:164:PRO:CG	4:Z:278:THR:CA[1_556]	1.26	0.94
4:3:192:ILE:C	4:Z:110:LEU:O[1_556]	1.26	0.94
4:1:112:PRO:C	4:Y:137:GLN:CB[1_556]	1.26	0.94
4:2:305:MET:CG	4:Z:255:PHE:CB[1_556]	1.26	0.94
4:2:303:THR:CB	4:Z:257:CYS:CA[1_556]	1.26	0.94
4:2:16:LEU:N	4:Z:214:GLU:CG[1_556]	1.26	0.94
4:0:173:HIS:CB	4:X:174:ALA:C[1_556]	1.26	0.94
4:1:141:SER:CA	4:Y:310:ALA:N[1_556]	1.26	0.94

Continued on next page...

Continued from previous page...

Atom-1	Atom-2	Interatomic distance (Å)	Clash overlap (Å)
4:2:337:TYR:C	4:Z:307:PRO:CB[1_556]	1.26	0.94
4:1:164:PRO:CG	4:Y:278:THR:CA[1_556]	1.26	0.94
4:2:114:ALA:CA	4:Z:106:THR:CA[1_556]	1.26	0.94
4:0:331:ALA:CA	4:X:222:ASP:N[1_556]	1.26	0.94
4:0:79:TRP:CB	4:X:17:VAL:CB[1_556]	1.26	0.94
4:2:194:THR:C	4:Y:75:ILE:CG1[1_556]	1.26	0.94
4:2:140:LEU:CG	4:Z:331:ALA:CA[1_556]	1.26	0.94
4:1:368:SER:C	4:Y:346:LEU:CG[1_556]	1.26	0.94
4:1:157:ASP:O	4:Y:186:THR:N[1_556]	1.26	0.94
4:2:168:GLY:N	4:Z:295:ALA:C[1_556]	1.26	0.94
4:0:370:VAL:CG1	4:X:342:GLY:C[1_556]	1.26	0.94
4:2:274:ILE:CG2	4:Z:263:GLN:CG[1_556]	1.26	0.94
4:1:194:THR:CB	4:X:177:ARG:NH1[1_556]	1.27	0.93
4:1:206:ARG:N	4:Y:199:SER:CB[1_556]	1.27	0.93
4:0:176:MET:N	4:X:277:THR:CG2[1_556]	1.27	0.93
4:3:195:GLU:OE2	4:Z:110:LEU:N[1_556]	1.27	0.93
4:4:64:ILE:N	4:Z:288:ASP:O[1_556]	1.27	0.93
4:0:150:GLY:O	4:X:317:ILE:CG1[1_556]	1.27	0.93
4:0:16:LEU:CB	4:X:214:GLU:C[1_556]	1.27	0.93
4:2:370:VAL:CG1	4:Z:342:GLY:C[1_556]	1.27	0.93
4:2:120:THR:O	4:Z:340:TRP:CZ3[1_556]	1.27	0.93
4:2:227:MET:CG	4:Y:372:ARG:O[1_556]	1.27	0.93
4:2:152:VAL:CA	4:Z:313:MET:SD[1_556]	1.27	0.93
4:2:82:MET:CG	4:Z:30:VAL:CG1[1_556]	1.27	0.93
4:0:232:SER:C	4:W:366:GLY:O[1_556]	1.27	0.93
4:1:332:PRO:CG	4:Y:221:LEU:CG[1_556]	1.27	0.93
4:1:166:TYR:CG	4:Y:294:TYR:CB[1_556]	1.27	0.93
4:2:338:SER:CB	4:Z:308:GLY:CA[1_556]	1.27	0.93
4:2:164:PRO:CG	4:Z:279:TYR:N[1_556]	1.27	0.93
4:2:70:PRO:CB	4:Z:16:LEU:CD1[1_556]	1.27	0.93
4:2:176:MET:N	4:Z:277:THR:CG2[1_556]	1.27	0.93
4:1:192:ILE:C	4:X:110:LEU:O[1_556]	1.27	0.93
4:0:232:SER:N	4:W:369:ILE:CG2[1_556]	1.27	0.93
4:2:150:GLY:O	4:Z:317:ILE:CG1[1_556]	1.27	0.93
4:0:209:VAL:CG1	4:X:194:THR:CA[1_556]	1.27	0.93
4:1:299:MET:CG	4:Y:312:ARG:CZ[1_556]	1.27	0.93
4:2:233:SER:N	4:Y:367:PRO:CA[1_556]	1.27	0.93
4:2:304:THR:O	4:Z:223:PHE:CE1[1_556]	1.27	0.93
4:3:39:ARG:C	4:Y:166:TYR:CE2[1_556]	1.27	0.93
4:1:195:GLU:OE2	4:X:110:LEU:N[1_556]	1.27	0.93
4:1:299:MET:N	4:Y:312:ARG:CG[1_556]	1.27	0.93

Continued on next page...

Continued from previous page...

Atom-1	Atom-2	Interatomic distance (Å)	Clash overlap (Å)
4:0:141:SER:CB	4:X:309:ILE:C[1_556]	1.27	0.93
4:1:303:THR:CB	4:Y:257:CYS:CA[1_556]	1.27	0.93
4:1:161:HIS:C	4:Y:274:ILE:CB[1_556]	1.27	0.93
4:1:337:TYR:C	4:Y:307:PRO:CB[1_556]	1.27	0.93
4:2:105:LEU:C	4:Z:334:GLU:O[1_556]	1.27	0.93
4:2:332:PRO:CG	4:Z:221:LEU:CG[1_556]	1.27	0.93
4:0:59:GLN:CD	4:X:208:ILE:CB[1_556]	1.27	0.93
4:1:304:THR:C	4:Y:223:PHE:CE1[1_556]	1.27	0.93
4:0:114:ALA:CA	4:X:106:THR:CA[1_556]	1.27	0.93
4:0:168:GLY:C	4:X:297:ASN:N[1_556]	1.27	0.93
4:3:194:THR:CB	4:Z:177:ARG:NH1[1_556]	1.27	0.93
4:0:138:ALA:CA	4:X:299:MET:SD[1_556]	1.27	0.93
4:1:164:PRO:CG	4:Y:279:TYR:N[1_556]	1.27	0.93
4:1:209:VAL:CG1	4:Y:194:THR:CA[1_556]	1.27	0.93
4:2:277:THR:OG1	4:Z:271:SER:C[1_556]	1.27	0.93
4:0:286:ASP:C	4:X:283:MET:CG[1_556]	1.27	0.93
4:2:286:ASP:C	4:Z:283:MET:CG[1_556]	1.27	0.93
4:2:184:ASP:N	4:Z:187:ASP:C[1_556]	1.27	0.93
4:2:74:GLY:C	4:Z:156:GLY:C[1_556]	1.27	0.93
4:1:184:ASP:N	4:Y:187:ASP:C[1_556]	1.27	0.93
4:1:120:THR:N	4:Y:340:TRP:CD2[1_556]	1.27	0.93
4:2:16:LEU:CB	4:Z:214:GLU:C[1_556]	1.27	0.93
4:0:261:LEU:CG	4:X:266:PHE:CB[1_556]	1.27	0.93
4:2:86:TRP:CE2	4:Z:337:TYR:OH[1_556]	1.27	0.93
4:1:141:SER:CB	4:Y:309:ILE:C[1_556]	1.27	0.93
4:2:179:ASP:N	4:Z:180:LEU:CB[1_556]	1.27	0.93
4:0:141:SER:CA	4:X:310:ALA:N[1_556]	1.27	0.93
4:1:366:GLY:O	4:Y:346:LEU:C[1_556]	1.27	0.93
4:1:187:ASP:N	4:Y:191:LYS:CA[1_556]	1.27	0.93
4:1:372:ARG:CD	4:Y:142:LEU:O[1_556]	1.27	0.93
4:0:298:VAL:CG1	4:X:312:ARG:N[1_556]	1.27	0.93
4:0:151:ILE:CD1	4:X:275:HIS:O[1_556]	1.28	0.92
4:2:161:HIS:O	4:Z:274:ILE:CB[1_556]	1.28	0.92
4:2:298:VAL:CG1	4:Z:312:ARG:N[1_556]	1.28	0.92
4:2:186:THR:O	4:Z:191:LYS:CA[1_556]	1.28	0.92
4:1:37:ARG:CG	4:Y:60:SER:OG[1_556]	1.28	0.92
4:1:164:PRO:CG	4:Y:278:THR:C[1_556]	1.28	0.92
4:2:158:GLY:O	4:Z:181:ALA:O[1_556]	1.28	0.92
4:2:41:GLN:CA	4:X:167:GLU:OE2[1_556]	1.28	0.92
4:2:362:TYR:CZ	4:Z:22:ALA:CB[1_556]	1.28	0.92
4:1:120:THR:N	4:Y:340:TRP:CG[1_556]	1.28	0.92

Continued on next page...

Continued from previous page...

Atom-1	Atom-2	Interatomic distance (Å)	Clash overlap (Å)
4:0:277:THR:OG1	4:X:271:SER:C[1_556]	1.28	0.92
4:2:367:PRO:N	4:Z:347:ALA:CB[1_556]	1.28	0.92
4:1:82:MET:CG	4:Y:30:VAL:CG1[1_556]	1.28	0.92
4:2:265:SER:C	4:Y:173:HIS:ND1[1_556]	1.28	0.92
4:0:184:ASP:OD1	4:X:184:ASP:O[1_556]	1.28	0.92
4:1:151:ILE:CD1	4:Y:275:HIS:O[1_556]	1.28	0.92
4:2:59:GLN:CD	4:Z:208:ILE:CB[1_556]	1.28	0.92
4:0:183:ARG:CG	4:X:186:THR:C[1_556]	1.28	0.92
4:2:79:TRP:CB	4:Z:17:VAL:CB[1_556]	1.28	0.92
4:2:171:LEU:CG	4:Z:282:ILE:CG1[1_556]	1.28	0.92
4:2:261:LEU:CG	4:Z:266:PHE:CB[1_556]	1.28	0.92
4:0:272:ALA:O	4:X:269:MET:O[1_556]	1.28	0.92
4:2:120:THR:OG1	4:Z:341:ILE:N[1_556]	1.28	0.92
4:2:151:ILE:CD1	4:Z:275:HIS:C[1_556]	1.28	0.92
4:1:151:ILE:CD1	4:Y:275:HIS:C[1_556]	1.28	0.92
4:0:40:HIS:NE2	4:V:166:TYR:CB[1_556]	1.28	0.92
4:2:335:ARG:CB	4:Z:219:VAL:C[1_556]	1.28	0.92
4:2:162:ASN:C	4:Z:274:ILE:C[1_556]	1.28	0.92
4:2:332:PRO:N	4:Z:221:LEU:CB[1_556]	1.28	0.92
4:2:141:SER:OG	4:Z:309:ILE:CG2[1_556]	1.28	0.92
4:1:176:MET:N	4:Y:277:THR:CG2[1_556]	1.28	0.92
4:2:150:GLY:CA	4:Z:317:ILE:CG1[1_556]	1.28	0.92
4:0:114:ALA:C	4:X:106:THR:OG1[1_556]	1.28	0.92
4:0:335:ARG:CB	4:X:219:VAL:C[1_556]	1.28	0.92
4:0:152:VAL:CA	4:X:313:MET:SD[1_556]	1.28	0.92
4:2:164:PRO:CG	4:Z:278:THR:C[1_556]	1.28	0.92
4:0:179:ASP:N	4:X:180:LEU:CB[1_556]	1.28	0.92
4:0:168:GLY:N	4:X:295:ALA:C[1_556]	1.28	0.92
4:1:70:PRO:CB	4:Y:16:LEU:CD1[1_556]	1.28	0.92
4:1:331:ALA:CA	4:Y:222:ASP:N[1_556]	1.28	0.92
4:0:208:ILE:CA	4:X:198:TYR:CG[1_556]	1.28	0.92
4:0:147:ARG:CG	4:X:314:GLN:CD[1_556]	1.28	0.92
4:0:153:LEU:C	4:X:262:PHE:CE1[1_556]	1.28	0.92
4:2:168:GLY:C	4:Z:297:ASN:N[1_556]	1.28	0.92
4:0:164:PRO:CG	4:X:278:THR:CA[1_556]	1.28	0.92
4:0:299:MET:CG	4:X:312:ARG:CZ[1_556]	1.28	0.92
4:0:332:PRO:N	4:X:221:LEU:CB[1_556]	1.28	0.92
4:0:366:GLY:O	4:X:346:LEU:C[1_556]	1.28	0.92
4:2:122:ILE:CB	4:Z:19:ALA:O[1_556]	1.28	0.92
4:0:133:TYR:O	4:X:334:GLU:OE1[1_556]	1.28	0.92
4:1:148:THR:C	4:Y:327:ILE:C[1_556]	1.28	0.92

Continued on next page...

Continued from previous page...

Atom-1	Atom-2	Interatomic distance (Å)	Clash overlap (Å)
4:0:184:ASP:N	4:X:187:ASP:C[1_556]	1.28	0.92
4:1:127:PHE:CE2	4:Y:27:PRO:O[1_556]	1.28	0.92
4:0:261:LEU:CD1	4:X:266:PHE:CE2[1_556]	1.28	0.92
4:2:196:ARG:NE	4:Y:115:ASN:CG[1_556]	1.28	0.92
4:2:183:ARG:CG	4:Z:186:THR:C[1_556]	1.28	0.92
4:0:335:ARG:CG	4:X:220:ALA:CA[1_556]	1.28	0.92
4:0:82:MET:CG	4:X:30:VAL:CG1[1_556]	1.28	0.92
4:0:186:THR:O	4:X:191:LYS:CA[1_556]	1.28	0.92
4:0:70:PRO:CB	4:X:16:LEU:CD1[1_556]	1.28	0.92
4:2:167:GLU:O	4:Z:295:ALA:O[1_556]	1.28	0.92
4:1:372:ARG:CA	4:Y:143:TYR:CB[1_556]	1.28	0.92
4:0:157:ASP:O	4:X:185:LEU:CA[1_556]	1.28	0.92
4:1:39:ARG:C	4:W:166:TYR:CE2[1_556]	1.28	0.92
4:2:332:PRO:CG	4:Z:221:LEU:CD2[1_556]	1.28	0.92
4:0:16:LEU:N	4:X:214:GLU:CG[1_556]	1.28	0.92
4:1:120:THR:O	4:Y:340:TRP:CH2[1_556]	1.28	0.92
4:1:304:THR:O	4:Y:223:PHE:CE1[1_556]	1.28	0.92
4:1:365:ALA:N	4:Y:349:LEU:CA[1_556]	1.29	0.91
4:2:331:ALA:CA	4:Z:222:ASP:N[1_556]	1.29	0.91
4:2:366:GLY:O	4:Z:346:LEU:C[1_556]	1.29	0.91
4:0:167:GLU:OE2	4:X:326:LYS:CA[1_556]	1.29	0.91
4:0:233:SER:N	4:W:367:PRO:CA[1_556]	1.29	0.91
4:4:41:GLN:CA	4:Z:167:GLU:OE2[1_556]	1.29	0.91
4:2:40:HIS:NE2	4:X:166:TYR:CB[1_556]	1.29	0.91
4:0:32:PRO:N	4:X:211:ASP:CG[1_556]	1.29	0.91
4:2:153:LEU:C	4:Z:262:PHE:CE1[1_556]	1.29	0.91
4:0:161:HIS:O	4:X:274:ILE:CB[1_556]	1.29	0.91
4:2:142:LEU:CG	4:Z:329:ILE:CG1[1_556]	1.29	0.91
4:0:196:ARG:NE	4:W:115:ASN:CG[1_556]	1.29	0.91
4:0:167:GLU:O	4:X:295:ALA:O[1_556]	1.29	0.91
4:2:141:SER:CA	4:Z:310:ALA:CB[1_556]	1.29	0.91
4:1:233:SER:N	4:X:367:PRO:CA[1_556]	1.29	0.91
4:2:232:SER:N	4:Y:369:ILE:CG2[1_556]	1.29	0.91
4:0:158:GLY:O	4:X:181:ALA:O[1_556]	1.29	0.91
4:1:171:LEU:N	4:Y:151:ILE:CD1[1_556]	1.29	0.91
4:2:157:ASP:O	4:Z:186:THR:N[1_556]	1.29	0.91
4:0:304:THR:O	4:X:223:PHE:CE1[1_556]	1.29	0.91
4:2:133:TYR:O	4:Z:334:GLU:OE1[1_556]	1.29	0.91
4:1:73:HIS:CE1	4:Y:184:ASP:OD1[1_556]	1.29	0.91
4:0:105:LEU:C	4:X:334:GLU:O[1_556]	1.29	0.91
4:2:286:ASP:N	4:Z:283:MET:CA[1_556]	1.29	0.91

Continued on next page...

Continued from previous page...

Atom-1	Atom-2	Interatomic distance (Å)	Clash overlap (Å)
4:1:16:LEU:N	4:Y:214:GLU:CG[1_556]	1.29	0.91
4:0:332:PRO:CG	4:X:221:LEU:CD2[1_556]	1.29	0.91
4:2:141:SER:CB	4:Z:309:ILE:C[1_556]	1.29	0.91
4:2:121:GLN:CG	4:Z:9:VAL:N[1_556]	1.29	0.91
4:1:147:ARG:CG	4:Y:314:GLN:CD[1_556]	1.29	0.91
4:2:335:ARG:NH1	4:Z:220:ALA:CB[1_556]	1.29	0.91
4:2:272:ALA:O	4:Z:269:MET:O[1_556]	1.29	0.91
4:2:114:ALA:C	4:Z:106:THR:OG1[1_556]	1.29	0.91
4:0:164:PRO:CG	4:X:278:THR:C[1_556]	1.29	0.91
4:1:298:VAL:CG1	4:Y:312:ARG:C[1_556]	1.29	0.91
4:2:157:ASP:O	4:Z:185:LEU:CA[1_556]	1.29	0.91
4:2:209:VAL:CG1	4:Z:194:THR:CA[1_556]	1.29	0.91
4:0:362:TYR:CZ	4:X:22:ALA:CB[1_556]	1.29	0.91
4:1:332:PRO:CG	4:Y:221:LEU:CD2[1_556]	1.29	0.91
4:1:266:PHE:N	4:X:173:HIS:ND1[1_556]	1.29	0.91
4:1:162:ASN:CB	4:Y:273:GLY:O[1_556]	1.29	0.91
4:0:150:GLY:CA	4:X:317:ILE:CG1[1_556]	1.29	0.91
4:1:136:ILE:CA	4:Y:300:SER:N[1_556]	1.29	0.91
4:1:272:ALA:O	4:Y:269:MET:O[1_556]	1.29	0.91
4:1:72:GLU:OE2	4:Y:183:ARG:CD[1_556]	1.29	0.91
4:0:265:SER:C	4:W:173:HIS:ND1[1_556]	1.29	0.91
4:2:261:LEU:CD1	4:Z:266:PHE:CE2[1_556]	1.29	0.91
4:1:161:HIS:O	4:Y:274:ILE:CB[1_556]	1.29	0.91
4:0:121:GLN:CG	4:X:9:VAL:N[1_556]	1.29	0.91
4:0:151:ILE:CD1	4:X:275:HIS:C[1_556]	1.29	0.91
4:2:141:SER:CA	4:Z:310:ALA:N[1_556]	1.29	0.91
4:1:134:VAL:C	4:Y:338:SER:OG[1_556]	1.29	0.91
4:0:367:PRO:N	4:X:347:ALA:CB[1_556]	1.29	0.91
4:2:138:ALA:N	4:Z:299:MET:CG[1_556]	1.30	0.90
4:0:72:GLU:OE1	4:X:183:ARG:CZ[1_556]	1.30	0.90
4:1:162:ASN:C	4:Y:274:ILE:C[1_556]	1.30	0.90
4:2:32:PRO:N	4:Z:211:ASP:CG[1_556]	1.30	0.90
4:0:141:SER:CA	4:X:310:ALA:CB[1_556]	1.30	0.90
4:0:331:ALA:C	4:X:221:LEU:O[1_556]	1.30	0.90
4:0:113:LYS:CG	4:X:136:ILE:C[1_556]	1.30	0.90
4:1:138:ALA:CA	4:Y:299:MET:SD[1_556]	1.30	0.90
4:0:141:SER:OG	4:X:309:ILE:CG2[1_556]	1.30	0.90
4:2:112:PRO:CD	4:Z:137:GLN:OE1[1_556]	1.30	0.90
4:0:174:ALA:C	4:X:277:THR:O[1_556]	1.30	0.90
4:1:120:THR:O	4:Y:340:TRP:CZ3[1_556]	1.30	0.90
4:0:157:ASP:O	4:X:186:THR:N[1_556]	1.30	0.90

Continued on next page...

Continued from previous page...

Atom-1	Atom-2	Interatomic distance (Å)	Clash overlap (Å)
4:0:83:GLU:N	4:X:30:VAL:CA[1_556]	1.30	0.90
4:2:83:GLU:N	4:Z:30:VAL:CA[1_556]	1.30	0.90
4:2:72:GLU:OE1	4:Z:183:ARG:CZ[1_556]	1.30	0.90
4:2:153:LEU:CG	4:Z:262:PHE:CG[1_556]	1.30	0.90
4:1:168:GLY:N	4:Y:295:ALA:C[1_556]	1.30	0.90
4:2:372:ARG:NH2	4:Z:144:ALA:C[1_556]	1.30	0.90
4:3:194:THR:C	4:Z:75:ILE:CG1[1_556]	1.30	0.90
4:0:122:ILE:CB	4:X:19:ALA:O[1_556]	1.30	0.90
4:2:335:ARG:CG	4:Z:220:ALA:CA[1_556]	1.30	0.90
4:0:196:ARG:CZ	4:W:115:ASN:CA[1_556]	1.30	0.90
4:2:11:ASP:OD2	4:Z:305:MET:CB[1_556]	1.30	0.90
4:2:177:ARG:NH2	4:Z:158:GLY:C[1_556]	1.30	0.90
4:0:286:ASP:N	4:X:283:MET:CA[1_556]	1.30	0.90
4:0:295:ALA:C	4:X:319:ALA:CB[1_556]	1.30	0.90
4:0:125:GLU:CB	4:X:21:PHE:CA[1_556]	1.30	0.90
4:2:299:MET:CG	4:Z:312:ARG:CZ[1_556]	1.30	0.90
4:0:212:ILE:CA	4:X:196:ARG:CD[1_556]	1.30	0.90
4:2:113:LYS:CG	4:Z:136:ILE:C[1_556]	1.30	0.90
4:1:138:ALA:N	4:Y:299:MET:CG[1_556]	1.30	0.90
4:1:164:PRO:CD	4:Y:278:THR:CB[1_556]	1.30	0.90
4:2:212:ILE:CA	4:Z:196:ARG:CD[1_556]	1.30	0.90
4:1:338:SER:OG	4:Y:308:GLY:C[1_556]	1.30	0.90
4:0:73:HIS:CE1	4:X:184:ASP:OD1[1_556]	1.30	0.90
4:0:123:MET:CB	4:X:26:ALA:CA[1_556]	1.30	0.90
4:1:274:ILE:CG1	4:Y:263:GLN:N[1_556]	1.30	0.90
4:1:364:GLU:N	4:Y:348:SER:O[1_556]	1.30	0.90
4:1:357:ILE:CG1	4:Y:345:ILE:CD1[1_556]	1.30	0.90
4:2:210:ARG:NH1	4:Z:212:ILE:CG2[1_556]	1.30	0.90
4:1:107:GLU:O	4:Y:300:SER:O[1_556]	1.30	0.90
4:1:153:LEU:CA	4:Y:262:PHE:CE1[1_556]	1.30	0.90
4:0:109:PRO:C	4:X:154:ASP:N[1_556]	1.30	0.90
4:1:126:THR:O	4:Y:28:ARG:CD[1_556]	1.30	0.90
4:2:208:ILE:CA	4:Z:198:TYR:CG[1_556]	1.30	0.90
4:1:32:PRO:N	4:Y:211:ASP:CG[1_556]	1.30	0.90
4:1:210:ARG:NH1	4:Y:212:ILE:CG2[1_556]	1.30	0.90
4:4:40:HIS:NE2	4:Z:166:TYR:CB[1_556]	1.30	0.90
4:0:79:TRP:CG	4:X:17:VAL:CA[1_556]	1.30	0.90
4:2:125:GLU:CB	4:Z:21:PHE:CA[1_556]	1.30	0.90
4:0:299:MET:SD	4:X:312:ARG:NH2[1_556]	1.30	0.90
4:2:229:THR:O	4:Y:368:SER:CB[1_556]	1.30	0.90
4:0:155:SER:CB	4:X:258:PRO:O[1_556]	1.30	0.90

Continued on next page...

Continued from previous page...

Atom-1	Atom-2	Interatomic distance (Å)	Clash overlap (Å)
4:0:107:GLU:CG	4:X:300:SER:CB[1_556]	1.30	0.90
4:3:233:SER:N	4:Z:367:PRO:CA[1_556]	1.30	0.90
4:1:332:PRO:N	4:Y:221:LEU:CG[1_556]	1.30	0.90
4:1:209:VAL:O	4:Y:193:LEU:O[1_556]	1.31	0.89
4:0:83:GLU:OE1	4:X:29:ALA:CA[1_556]	1.31	0.89
4:1:123:MET:CG	4:Y:26:ALA:CA[1_556]	1.31	0.89
4:0:291:LYS:NZ	4:X:322:PRO:C[1_556]	1.31	0.89
4:0:153:LEU:CG	4:X:262:PHE:CG[1_556]	1.31	0.89
4:0:11:ASP:OD2	4:X:305:MET:CB[1_556]	1.31	0.89
4:2:16:LEU:CG	4:Z:215:LYS:N[1_556]	1.31	0.89
4:1:167:GLU:OE2	4:Y:326:LYS:CB[1_556]	1.31	0.89
4:1:113:LYS:CB	4:Y:136:ILE:CA[1_556]	1.31	0.89
4:2:211:ASP:CG	4:Z:249:THR:C[1_556]	1.31	0.89
4:2:299:MET:SD	4:Z:312:ARG:NH2[1_556]	1.31	0.89
4:0:39:ARG:C	4:V:166:TYR:CE2[1_556]	1.31	0.89
4:0:214:GLU:CA	4:X:253:GLU:OE2[1_556]	1.31	0.89
4:2:123:MET:CB	4:Z:26:ALA:CA[1_556]	1.31	0.89
4:0:335:ARG:NH1	4:X:220:ALA:CB[1_556]	1.31	0.89
4:0:370:VAL:CG1	4:X:342:GLY:CA[1_556]	1.31	0.89
4:1:232:SER:C	4:X:366:GLY:O[1_556]	1.31	0.89
4:1:79:TRP:CE3	4:Y:18:LYS:CA[1_556]	1.31	0.89
4:1:161:HIS:NE2	4:Y:160:THR:OG1[1_556]	1.31	0.89
4:0:369:ILE:CG2	4:X:345:ILE:CA[1_556]	1.31	0.89
4:0:229:THR:C	4:W:368:SER:C[1_556]	1.31	0.89
4:2:167:GLU:OE2	4:Z:326:LYS:CA[1_556]	1.31	0.89
4:2:174:ALA:C	4:Z:277:THR:O[1_556]	1.31	0.89
4:1:86:TRP:CD1	4:Y:337:TYR:OH[1_556]	1.31	0.89
4:2:16:LEU:CA	4:Z:214:GLU:CG[1_556]	1.31	0.89
4:0:142:LEU:CG	4:X:329:ILE:CG1[1_556]	1.31	0.89
4:2:167:GLU:CB	4:Z:295:ALA:CB[1_556]	1.31	0.89
4:1:135:ALA:C	4:Y:299:MET:O[1_556]	1.31	0.89
4:1:131:ALA:N	4:Y:25:ASP:OD1[1_556]	1.31	0.89
4:2:120:THR:O	4:Z:340:TRP:CH2[1_556]	1.31	0.89
4:2:151:ILE:CG1	4:Z:275:HIS:O[1_556]	1.31	0.89
4:0:72:GLU:OE2	4:X:183:ARG:CD[1_556]	1.31	0.89
4:0:211:ASP:CG	4:X:249:THR:C[1_556]	1.31	0.89
4:0:141:SER:C	4:X:310:ALA:C[1_556]	1.31	0.89
4:2:206:ARG:CD	4:Z:200:PHE:CB[1_556]	1.31	0.89
4:0:120:THR:O	4:X:340:TRP:CH2[1_556]	1.31	0.89
4:0:138:ALA:N	4:X:299:MET:CG[1_556]	1.31	0.89
4:2:73:HIS:CE1	4:Z:184:ASP:OD1[1_556]	1.31	0.89

Continued on next page...

Continued from previous page...

Atom-1	Atom-2	Interatomic distance (Å)	Clash overlap (Å)
4:1:338:SER:CB	4:Y:308:GLY:CA[1_556]	1.31	0.89
4:2:280:ASN:N	4:Z:276:GLU:OE1[1_556]	1.31	0.89
4:2:155:SER:CB	4:Z:258:PRO:O[1_556]	1.31	0.89
4:2:369:ILE:CG2	4:Z:345:ILE:CA[1_556]	1.31	0.89
4:1:32:PRO:CD	4:Y:211:ASP:OD2[1_556]	1.31	0.89
4:1:177:ARG:CA	4:Y:178:LEU:CB[1_556]	1.31	0.89
4:3:232:SER:C	4:Z:366:GLY:O[1_556]	1.31	0.89
4:2:331:ALA:C	4:Z:221:LEU:O[1_556]	1.31	0.89
4:2:295:ALA:C	4:Z:319:ALA:CB[1_556]	1.31	0.89
4:0:177:ARG:NH2	4:X:158:GLY:C[1_556]	1.31	0.89
4:2:109:PRO:C	4:Z:154:ASP:N[1_556]	1.31	0.89
4:1:186:THR:CB	4:Y:190:MET:C[1_556]	1.31	0.89
4:1:141:SER:O	4:Y:310:ALA:C[1_556]	1.31	0.89
4:0:151:ILE:CG1	4:X:275:HIS:O[1_556]	1.31	0.89
4:0:372:ARG:NH2	4:X:144:ALA:C[1_556]	1.31	0.89
4:1:331:ALA:O	4:Y:221:LEU:C[1_556]	1.31	0.89
4:0:250:ILE:C	4:W:114:ALA:CB[1_556]	1.31	0.89
4:1:86:TRP:CE2	4:Y:337:TYR:OH[1_556]	1.31	0.89
4:1:194:THR:C	4:X:75:ILE:CG1[1_556]	1.31	0.89
4:0:211:ASP:O	4:X:196:ARG:NE[1_556]	1.31	0.89
4:1:77:THR:N	4:Y:16:LEU:N[1_556]	1.31	0.89
4:3:266:PHE:N	4:Z:173:HIS:ND1[1_556]	1.31	0.89
4:1:261:LEU:C	4:Y:266:PHE:N[1_556]	1.31	0.89
4:0:280:ASN:N	4:X:276:GLU:OE1[1_556]	1.31	0.89
4:2:291:LYS:NZ	4:Z:322:PRO:C[1_556]	1.32	0.88
4:2:196:ARG:CZ	4:Y:115:ASN:CA[1_556]	1.32	0.88
4:0:149:THR:N	4:X:327:ILE:CG2[1_556]	1.32	0.88
4:2:214:GLU:CA	4:Z:253:GLU:OE2[1_556]	1.32	0.88
4:0:67:LEU:CA	4:X:62:ARG:NH1[1_556]	1.32	0.88
4:1:368:SER:CB	4:Y:346:LEU:CG[1_556]	1.32	0.88
4:0:16:LEU:CG	4:X:215:LYS:N[1_556]	1.32	0.88
4:1:170:ALA:C	4:Y:151:ILE:CB[1_556]	1.32	0.88
4:3:40:HIS:CG	4:Y:166:TYR:CG[1_556]	1.32	0.88
4:2:32:PRO:CD	4:Z:211:ASP:OD2[1_556]	1.32	0.88
4:1:153:LEU:CD1	4:Y:262:PHE:C[1_556]	1.32	0.88
4:1:164:PRO:CB	4:Y:279:TYR:N[1_556]	1.32	0.88
4:2:32:PRO:N	4:Z:211:ASP:OD2[1_556]	1.32	0.88
4:1:370:VAL:CG1	4:Y:342:GLY:CA[1_556]	1.32	0.88
4:2:229:THR:C	4:Y:368:SER:C[1_556]	1.32	0.88
4:0:132:MET:SD	4:X:341:ILE:CG2[1_556]	1.32	0.88
4:0:112:PRO:CD	4:X:137:GLN:OE1[1_556]	1.32	0.88

Continued on next page...

Continued from previous page...

Atom-1	Atom-2	Interatomic distance (Å)	Clash overlap (Å)
4:0:116:ARG:C	4:X:339:VAL:O[1_556]	1.32	0.88
4:0:16:LEU:CA	4:X:214:GLU:CG[1_556]	1.32	0.88
4:0:229:THR:O	4:W:368:SER:CB[1_556]	1.32	0.88
4:1:113:LYS:CG	4:Y:136:ILE:CB[1_556]	1.32	0.88
4:2:107:GLU:CG	4:Z:300:SER:CB[1_556]	1.32	0.88
4:0:206:ARG:CD	4:X:200:PHE:CB[1_556]	1.32	0.88
4:1:196:ARG:CD	4:X:115:ASN:ND2[1_556]	1.32	0.88
4:2:67:LEU:CA	4:Z:62:ARG:NH1[1_556]	1.32	0.88
4:1:108:ALA:O	4:Y:154:ASP:OD1[1_556]	1.32	0.88
4:1:120:THR:OG1	4:Y:341:ILE:N[1_556]	1.32	0.88
4:2:282:ILE:CD1	4:Z:320:LEU:CD1[1_556]	1.32	0.88
4:0:162:ASN:CB	4:X:273:GLY:O[1_556]	1.32	0.88
4:0:120:THR:N	4:X:340:TRP:CG[1_556]	1.32	0.88
4:1:292:ASP:CB	4:Y:321:ALA:CB[1_556]	1.32	0.88
4:0:277:THR:CG2	4:X:273:GLY:N[1_556]	1.32	0.88
4:1:335:ARG:CG	4:Y:220:ALA:CA[1_556]	1.32	0.88
4:1:167:GLU:OE2	4:Y:326:LYS:CA[1_556]	1.32	0.88
4:1:213:LYS:CB	4:Y:192:ILE:O[1_556]	1.32	0.88
4:2:39:ARG:C	4:X:166:TYR:CE2[1_556]	1.32	0.88
4:0:37:ARG:CG	4:X:60:SER:OG[1_556]	1.32	0.88
4:1:167:GLU:N	4:Y:295:ALA:N[1_556]	1.32	0.88
4:0:206:ARG:N	4:X:199:SER:CB[1_556]	1.32	0.88
4:1:302:GLY:N	4:Y:258:PRO:CG[1_556]	1.32	0.88
4:2:116:ARG:C	4:Z:339:VAL:O[1_556]	1.32	0.88
4:0:210:ARG:NH1	4:X:212:ILE:CG2[1_556]	1.32	0.88
4:2:277:THR:CG2	4:Z:273:GLY:N[1_556]	1.32	0.88
4:1:79:TRP:CG	4:Y:17:VAL:CA[1_556]	1.32	0.88
4:2:72:GLU:OE2	4:Z:183:ARG:CD[1_556]	1.32	0.88
4:2:62:ARG:NE	4:Z:204:ALA:C[1_556]	1.32	0.88
4:1:113:LYS:CA	4:Y:137:GLN:N[1_556]	1.32	0.88
4:2:79:TRP:CG	4:Z:17:VAL:CA[1_556]	1.32	0.88
4:1:265:SER:C	4:X:173:HIS:ND1[1_556]	1.33	0.87
4:0:167:GLU:CB	4:X:295:ALA:CB[1_556]	1.33	0.87
4:2:83:GLU:OE1	4:Z:29:ALA:CA[1_556]	1.33	0.87
4:0:232:SER:CA	4:W:369:ILE:CG2[1_556]	1.33	0.87
4:3:64:ILE:N	4:Y:288:ASP:O[1_556]	1.33	0.87
4:2:297:ASN:CA	4:Z:316:GLU:CA[1_556]	1.33	0.87
4:2:331:ALA:C	4:Z:221:LEU:CA[1_556]	1.33	0.87
4:2:170:ALA:C	4:Z:151:ILE:CB[1_556]	1.33	0.87
4:2:250:ILE:C	4:Y:114:ALA:CB[1_556]	1.33	0.87
4:4:40:HIS:CE1	4:Z:166:TYR:CB[1_556]	1.33	0.87

Continued on next page...

Continued from previous page...

Atom-1	Atom-2	Interatomic distance (Å)	Clash overlap (Å)
4:2:370:VAL:CG1	4:Z:342:GLY:CA[1_556]	1.33	0.87
4:1:331:ALA:C	4:Y:221:LEU:O[1_556]	1.33	0.87
4:0:32:PRO:N	4:X:211:ASP:OD2[1_556]	1.33	0.87
4:2:140:LEU:CG	4:Z:331:ALA:C[1_556]	1.33	0.87
4:1:303:THR:CB	4:Y:257:CYS:O[1_556]	1.33	0.87
4:2:120:THR:N	4:Z:340:TRP:CG[1_556]	1.33	0.87
4:1:167:GLU:O	4:Y:295:ALA:O[1_556]	1.33	0.87
4:0:64:ILE:N	4:V:288:ASP:C[1_556]	1.33	0.87
4:1:296:ASN:CB	4:Y:318:THR:OG1[1_556]	1.33	0.87
4:1:206:ARG:CB	4:Y:199:SER:C[1_556]	1.33	0.87
4:0:297:ASN:ND2	4:X:316:GLU:OE1[1_556]	1.33	0.87
4:0:296:ASN:O	4:X:316:GLU:C[1_556]	1.33	0.87
4:2:368:SER:C	4:Z:346:LEU:CG[1_556]	1.33	0.87
4:1:72:GLU:OE1	4:Y:183:ARG:CZ[1_556]	1.33	0.87
4:1:149:THR:N	4:Y:327:ILE:CG2[1_556]	1.33	0.87
4:1:274:ILE:CG2	4:Y:263:GLN:CB[1_556]	1.33	0.87
4:2:40:HIS:CE1	4:X:166:TYR:CB[1_556]	1.33	0.87
4:1:32:PRO:N	4:Y:211:ASP:OD2[1_556]	1.33	0.87
4:0:365:ALA:O	4:X:346:LEU:O[1_556]	1.33	0.87
4:2:37:ARG:CG	4:Z:60:SER:OG[1_556]	1.33	0.87
4:0:142:LEU:CD1	4:X:314:GLN:CA[1_556]	1.33	0.87
4:2:211:ASP:O	4:Z:196:ARG:NE[1_556]	1.33	0.87
4:1:303:THR:N	4:Y:258:PRO:N[1_556]	1.33	0.87
4:2:132:MET:SD	4:Z:341:ILE:CG2[1_556]	1.33	0.87
4:1:130:PRO:N	4:Y:25:ASP:OD2[1_556]	1.33	0.87
4:2:232:SER:CA	4:Y:369:ILE:CG2[1_556]	1.33	0.87
4:4:39:ARG:C	4:Z:166:TYR:CE2[1_556]	1.33	0.87
4:0:16:LEU:C	4:X:214:GLU:CB[1_556]	1.33	0.87
4:3:196:ARG:CD	4:Z:115:ASN:ND2[1_556]	1.33	0.87
4:1:332:PRO:CA	4:Y:221:LEU:CG[1_556]	1.33	0.87
4:1:116:ARG:CA	4:Y:339:VAL:CG1[1_556]	1.33	0.87
4:2:297:ASN:ND2	4:Z:316:GLU:OE1[1_556]	1.33	0.87
4:2:149:THR:N	4:Z:327:ILE:CG2[1_556]	1.33	0.87
4:1:40:HIS:CE1	4:W:166:TYR:CB[1_556]	1.33	0.87
4:0:81:ASP:N	4:X:31:PHE:CA[1_556]	1.33	0.87
4:1:141:SER:C	4:Y:310:ALA:C[1_556]	1.33	0.87
4:0:148:THR:CB	4:X:327:ILE:O[1_556]	1.33	0.87
4:1:372:ARG:NH2	4:Y:144:ALA:C[1_556]	1.33	0.87
4:2:141:SER:C	4:Z:310:ALA:C[1_556]	1.33	0.87
4:1:150:GLY:N	4:Y:317:ILE:CG1[1_556]	1.33	0.87
4:0:192:ILE:C	4:W:110:LEU:O[1_556]	1.33	0.87

Continued on next page...

Continued from previous page...

Atom-1	Atom-2	Interatomic distance (Å)	Clash overlap (Å)
4:3:40:HIS:NE2	4:Y:166:TYR:CB[1_556]	1.33	0.87
4:1:62:ARG:CD	4:Y:204:ALA:CA[1_556]	1.34	0.86
4:1:149:THR:CB	4:Y:327:ILE:CD1[1_556]	1.34	0.86
4:3:196:ARG:NH2	4:Z:114:ALA:C[1_556]	1.34	0.86
4:1:274:ILE:CG2	4:Y:263:GLN:CG[1_556]	1.34	0.86
4:1:212:ILE:CB	4:Y:196:ARG:CB[1_556]	1.34	0.86
4:1:40:HIS:CG	4:W:166:TYR:CG[1_556]	1.34	0.86
4:1:170:ALA:C	4:Y:151:ILE:CG1[1_556]	1.34	0.86
4:2:37:ARG:CA	4:Z:60:SER:CB[1_556]	1.34	0.86
4:0:282:ILE:CD1	4:X:320:LEU:CD1[1_556]	1.34	0.86
4:3:40:HIS:CE1	4:Y:166:TYR:CB[1_556]	1.34	0.86
4:1:297:ASN:CA	4:Y:316:GLU:CA[1_556]	1.34	0.86
4:1:64:ILE:N	4:W:288:ASP:O[1_556]	1.34	0.86
4:0:32:PRO:CD	4:X:211:ASP:OD2[1_556]	1.34	0.86
4:0:135:ALA:C	4:X:299:MET:O[1_556]	1.34	0.86
4:0:40:HIS:CE1	4:V:166:TYR:CB[1_556]	1.34	0.86
4:1:153:LEU:C	4:Y:262:PHE:CE1[1_556]	1.34	0.86
4:0:37:ARG:CA	4:X:60:SER:CB[1_556]	1.34	0.86
4:2:167:GLU:N	4:Z:295:ALA:N[1_556]	1.34	0.86
4:1:207:GLU:O	4:Y:200:PHE:CZ[1_556]	1.34	0.86
4:2:212:ILE:CB	4:Z:196:ARG:CB[1_556]	1.34	0.86
4:0:104:LEU:CD2	4:X:333:PRO:N[1_556]	1.34	0.86
4:2:296:ASN:O	4:Z:316:GLU:C[1_556]	1.34	0.86
4:0:170:ALA:C	4:X:151:ILE:CB[1_556]	1.34	0.86
4:1:165:ILE:CB	4:Y:297:ASN:OD1[1_556]	1.34	0.86
4:2:111:ASN:N	4:Z:154:ASP:OD2[1_556]	1.34	0.86
4:0:331:ALA:C	4:X:221:LEU:CA[1_556]	1.34	0.86
4:0:161:HIS:NE2	4:X:160:THR:OG1[1_556]	1.34	0.86
4:1:177:ARG:NH2	4:Y:158:GLY:C[1_556]	1.34	0.86
4:2:206:ARG:N	4:Z:199:SER:CB[1_556]	1.34	0.86
4:3:64:ILE:N	4:Y:288:ASP:C[1_556]	1.34	0.86
4:1:109:PRO:N	4:Y:154:ASP:CA[1_556]	1.34	0.86
4:2:162:ASN:CB	4:Z:273:GLY:O[1_556]	1.34	0.86
4:2:274:ILE:CG2	4:Z:263:GLN:CB[1_556]	1.34	0.86
4:1:113:LYS:CG	4:Y:136:ILE:C[1_556]	1.34	0.86
4:1:184:ASP:OD1	4:Y:184:ASP:O[1_556]	1.34	0.86
4:2:161:HIS:NE2	4:Z:160:THR:OG1[1_556]	1.34	0.86
4:1:298:VAL:CG1	4:Y:312:ARG:N[1_556]	1.34	0.86
4:3:265:SER:C	4:Z:173:HIS:ND1[1_556]	1.34	0.86
4:1:336:LYS:CB	4:Y:218:TYR:CA[1_556]	1.34	0.86
4:1:79:TRP:CG	4:Y:17:VAL:CB[1_556]	1.34	0.86

Continued on next page...

Continued from previous page...

Atom-1	Atom-2	Interatomic distance (Å)	Clash overlap (Å)
4:2:209:VAL:O	4:Z:193:LEU:O[1_556]	1.34	0.86
4:1:208:ILE:O	4:Y:198:TYR:CE2[1_556]	1.34	0.86
4:2:213:LYS:O	4:Z:253:GLU:OE1[1_556]	1.34	0.86
4:1:132:MET:SD	4:Y:341:ILE:CG2[1_556]	1.34	0.86
4:2:266:PHE:N	4:Y:173:HIS:ND1[1_556]	1.34	0.86
4:2:127:PHE:CE2	4:Z:27:PRO:O[1_556]	1.34	0.86
4:0:368:SER:C	4:X:346:LEU:CG[1_556]	1.34	0.86
4:1:112:PRO:CD	4:Y:137:GLN:OE1[1_556]	1.34	0.86
4:0:142:LEU:CD1	4:X:314:GLN:N[1_556]	1.34	0.86
4:2:162:ASN:CG	4:Z:274:ILE:N[1_556]	1.34	0.86
4:0:274:ILE:CG2	4:X:263:GLN:CB[1_556]	1.34	0.86
4:0:106:THR:N	4:X:335:ARG:C[1_556]	1.34	0.86
4:1:107:GLU:O	4:Y:301:GLY:N[1_556]	1.34	0.86
4:2:261:LEU:C	4:Z:266:PHE:N[1_556]	1.34	0.86
4:0:155:SER:O	4:X:258:PRO:CB[1_556]	1.34	0.86
4:0:113:LYS:CA	4:X:137:GLN:N[1_556]	1.34	0.86
4:1:112:PRO:CB	4:Y:137:GLN:CD[1_556]	1.34	0.86
4:1:16:LEU:C	4:Y:214:GLU:CB[1_556]	1.34	0.86
4:2:335:ARG:CZ	4:Z:220:ALA:CB[1_556]	1.34	0.86
4:2:167:GLU:CA	4:Z:295:ALA:N[1_556]	1.34	0.86
4:0:40:HIS:CG	4:V:166:TYR:CG[1_556]	1.34	0.86
4:0:127:PHE:CE2	4:X:27:PRO:O[1_556]	1.34	0.86
4:1:115:ASN:N	4:Y:106:THR:OG1[1_556]	1.34	0.86
4:1:371:HIS:O	4:Y:139:VAL:O[1_556]	1.34	0.86
4:0:62:ARG:NE	4:X:204:ALA:C[1_556]	1.34	0.86
4:2:297:ASN:CB	4:Z:316:GLU:OE1[1_556]	1.34	0.86
4:2:155:SER:O	4:Z:258:PRO:CB[1_556]	1.35	0.85
4:0:133:TYR:OH	4:X:145:SER:CB[1_556]	1.35	0.85
4:0:147:ARG:O	4:X:314:GLN:NE2[1_556]	1.35	0.85
4:1:12:ASN:ND2	4:Y:336:LYS:CG[1_556]	1.35	0.85
4:0:167:GLU:CA	4:X:295:ALA:N[1_556]	1.35	0.85
4:1:211:ASP:O	4:Y:196:ARG:NE[1_556]	1.35	0.85
4:1:106:THR:N	4:Y:336:LYS:N[1_556]	1.35	0.85
4:2:142:LEU:CD1	4:Z:314:GLN:CA[1_556]	1.35	0.85
4:0:140:LEU:CG	4:X:331:ALA:C[1_556]	1.35	0.85
4:2:192:ILE:C	4:Y:110:LEU:O[1_556]	1.35	0.85
4:2:81:ASP:N	4:Z:31:PHE:CA[1_556]	1.35	0.85
4:1:215:LYS:N	4:Y:253:GLU:OE2[1_556]	1.35	0.85
4:0:213:LYS:O	4:X:253:GLU:OE1[1_556]	1.35	0.85
4:0:297:ASN:CA	4:X:316:GLU:CA[1_556]	1.35	0.85
4:1:196:ARG:NH2	4:X:114:ALA:C[1_556]	1.35	0.85

Continued on next page...

Continued from previous page...

Atom-1	Atom-2	Interatomic distance (Å)	Clash overlap (Å)
4:2:106:THR:N	4:Z:335:ARG:C[1_556]	1.35	0.85
4:2:16:LEU:C	4:Z:214:GLU:CB[1_556]	1.35	0.85
4:2:365:ALA:O	4:Z:346:LEU:O[1_556]	1.35	0.85
4:1:148:THR:CB	4:Y:327:ILE:O[1_556]	1.35	0.85
4:1:40:HIS:NE2	4:W:166:TYR:CB[1_556]	1.35	0.85
4:1:158:GLY:O	4:Y:181:ALA:O[1_556]	1.35	0.85
4:1:171:LEU:N	4:Y:151:ILE:CG1[1_556]	1.35	0.85
4:2:187:ASP:N	4:Z:191:LYS:N[1_556]	1.35	0.85
4:2:62:ARG:CD	4:Z:204:ALA:CA[1_556]	1.35	0.85
4:2:161:HIS:C	4:Z:274:ILE:CG1[1_556]	1.35	0.85
4:2:133:TYR:OH	4:Z:145:SER:CB[1_556]	1.35	0.85
4:2:64:ILE:N	4:X:288:ASP:C[1_556]	1.35	0.85
4:0:297:ASN:CB	4:X:316:GLU:OE1[1_556]	1.35	0.85
4:0:212:ILE:CB	4:X:196:ARG:CB[1_556]	1.35	0.85
4:0:282:ILE:CG1	4:X:320:LEU:CD1[1_556]	1.35	0.85
4:2:108:ALA:O	4:Z:154:ASP:OD1[1_556]	1.35	0.85
4:0:209:VAL:O	4:X:193:LEU:O[1_556]	1.35	0.85
4:1:67:LEU:O	4:Y:59:GLN:OE1[1_556]	1.35	0.85
4:0:111:ASN:N	4:X:154:ASP:OD2[1_556]	1.35	0.85
4:1:126:THR:C	4:Y:28:ARG:CD[1_556]	1.35	0.85
4:2:104:LEU:CD2	4:Z:333:PRO:N[1_556]	1.35	0.85
4:1:206:ARG:NH2	4:Y:190:MET:CE[1_556]	1.35	0.85
4:1:285:CYS:C	4:Y:283:MET:CA[1_556]	1.35	0.85
4:2:215:LYS:CE	4:Z:249:THR:OG1[1_556]	1.35	0.85
4:0:153:LEU:CD1	4:X:262:PHE:C[1_556]	1.35	0.85
4:2:142:LEU:CD1	4:Z:314:GLN:N[1_556]	1.35	0.85
4:1:180:LEU:CG	4:Y:267:ILE:CB[1_556]	1.35	0.85
4:2:212:ILE:CA	4:Z:196:ARG:CB[1_556]	1.35	0.85
4:2:148:THR:CB	4:Z:327:ILE:O[1_556]	1.35	0.85
4:0:196:ARG:NH2	4:W:114:ALA:C[1_556]	1.35	0.85
4:2:357:ILE:CG1	4:Z:345:ILE:CD1[1_556]	1.35	0.85
4:1:214:GLU:CA	4:Y:253:GLU:OE2[1_556]	1.35	0.85
4:2:107:GLU:O	4:Z:301:GLY:N[1_556]	1.35	0.85
4:1:182:GLY:O	4:Y:188:TYR:C[1_556]	1.36	0.84
4:2:282:ILE:CG1	4:Z:320:LEU:CD1[1_556]	1.36	0.84
4:0:150:GLY:O	4:X:317:ILE:CB[1_556]	1.36	0.84
4:0:167:GLU:N	4:X:295:ALA:N[1_556]	1.36	0.84
4:2:196:ARG:CD	4:Y:115:ASN:ND2[1_556]	1.36	0.84
4:1:291:LYS:NZ	4:Y:322:PRO:CB[1_556]	1.36	0.84
4:2:135:ALA:C	4:Z:299:MET:O[1_556]	1.36	0.84
4:0:212:ILE:CA	4:X:196:ARG:CB[1_556]	1.36	0.84

Continued on next page...

Continued from previous page...

Atom-1	Atom-2	Interatomic distance (Å)	Clash overlap (Å)
4:0:149:THR:CB	4:X:327:ILE:CD1[1_556]	1.36	0.84
4:2:194:THR:CB	4:Y:177:ARG:NH1[1_556]	1.36	0.84
4:1:338:SER:N	4:Y:307:PRO:CA[1_556]	1.36	0.84
4:1:151:ILE:CG1	4:Y:275:HIS:C[1_556]	1.36	0.84
4:2:332:PRO:CA	4:Z:221:LEU:CG[1_556]	1.36	0.84
4:1:83:GLU:OE1	4:Y:29:ALA:CA[1_556]	1.36	0.84
4:2:299:MET:CB	4:Z:312:ARG:CD[1_556]	1.36	0.84
4:1:164:PRO:CA	4:Y:278:THR:CB[1_556]	1.36	0.84
4:1:71:ILE:C	4:Y:157:ASP:OD1[1_556]	1.36	0.84
4:1:299:MET:CB	4:Y:312:ARG:CD[1_556]	1.36	0.84
4:0:299:MET:CB	4:X:312:ARG:CD[1_556]	1.36	0.84
4:2:372:ARG:CB	4:Z:143:TYR:CB[1_556]	1.36	0.84
4:0:371:HIS:O	4:X:139:VAL:O[1_556]	1.36	0.84
4:1:116:ARG:NE	4:Y:141:SER:N[1_556]	1.36	0.84
4:0:194:THR:CB	4:W:177:ARG:NH1[1_556]	1.36	0.84
4:0:357:ILE:CG1	4:X:345:ILE:CD1[1_556]	1.36	0.84
4:0:266:PHE:N	4:W:173:HIS:ND1[1_556]	1.36	0.84
4:1:64:ILE:N	4:W:288:ASP:C[1_556]	1.36	0.84
4:1:123:MET:CB	4:Y:26:ALA:CA[1_556]	1.36	0.84
4:1:32:PRO:CG	4:Y:211:ASP:CB[1_556]	1.36	0.84
4:0:154:ASP:OD2	4:X:309:ILE:CD1[1_556]	1.36	0.84
4:2:281:SER:CB	4:Z:277:THR:N[1_556]	1.36	0.84
4:2:229:THR:C	4:Y:368:SER:CA[1_556]	1.36	0.84
4:1:16:LEU:CB	4:Y:214:GLU:CB[1_556]	1.36	0.84
4:1:150:GLY:O	4:Y:317:ILE:CG1[1_556]	1.36	0.84
4:1:62:ARG:NE	4:Y:204:ALA:C[1_556]	1.36	0.84
4:0:332:PRO:CA	4:X:221:LEU:CG[1_556]	1.36	0.84
4:2:106:THR:O	4:Z:335:ARG:O[1_556]	1.36	0.84
4:0:261:LEU:C	4:X:266:PHE:N[1_556]	1.36	0.84
4:1:282:ILE:CD1	4:Y:320:LEU:CD1[1_556]	1.36	0.84
4:0:32:PRO:CG	4:X:211:ASP:CB[1_556]	1.36	0.84
4:1:72:GLU:OE2	4:Y:183:ARG:NE[1_556]	1.36	0.84
4:1:141:SER:CA	4:Y:310:ALA:CB[1_556]	1.36	0.84
4:0:187:ASP:N	4:X:191:LYS:N[1_556]	1.36	0.84
4:0:298:VAL:CG1	4:X:312:ARG:C[1_556]	1.36	0.84
4:1:16:LEU:CB	4:Y:214:GLU:C[1_556]	1.36	0.84
4:0:162:ASN:CG	4:X:274:ILE:N[1_556]	1.36	0.84
4:1:162:ASN:CG	4:Y:274:ILE:N[1_556]	1.36	0.84
4:0:106:THR:O	4:X:335:ARG:O[1_556]	1.36	0.84
4:1:362:TYR:CD2	4:Y:22:ALA:C[1_556]	1.36	0.84
4:0:111:ASN:CA	4:X:154:ASP:OD2[1_556]	1.36	0.84

Continued on next page...

Continued from previous page...

Atom-1	Atom-2	Interatomic distance (Å)	Clash overlap (Å)
4:0:209:VAL:CG2	4:X:194:THR:O[1_556]	1.36	0.84
4:1:291:LYS:CE	4:Y:322:PRO:CB[1_556]	1.36	0.84
4:1:81:ASP:N	4:Y:31:PHE:CA[1_556]	1.36	0.84
4:0:180:LEU:CG	4:X:267:ILE:CB[1_556]	1.36	0.84
4:2:113:LYS:CA	4:Z:137:GLN:N[1_556]	1.36	0.84
4:0:335:ARG:CZ	4:X:220:ALA:CB[1_556]	1.36	0.84
4:1:177:ARG:N	4:Y:178:LEU:CG[1_556]	1.36	0.84
4:0:62:ARG:CD	4:X:204:ALA:CA[1_556]	1.36	0.84
4:2:147:ARG:O	4:Z:314:GLN:NE2[1_556]	1.36	0.84
4:3:267:ILE:C	4:Z:173:HIS:C[1_556]	1.36	0.84
4:0:261:LEU:CG	4:X:266:PHE:CD2[1_556]	1.36	0.84
4:1:83:GLU:CB	4:Y:30:VAL:N[1_556]	1.36	0.84
4:2:365:ALA:CA	4:Z:349:LEU:CA[1_556]	1.36	0.84
4:2:303:THR:OG1	4:Z:257:CYS:CB[1_556]	1.37	0.83
4:0:134:VAL:C	4:X:338:SER:OG[1_556]	1.37	0.83
4:0:229:THR:C	4:W:368:SER:CA[1_556]	1.37	0.83
4:2:261:LEU:CG	4:Z:266:PHE:CD2[1_556]	1.37	0.83
4:0:364:GLU:N	4:X:348:SER:O[1_556]	1.37	0.83
4:2:177:ARG:CA	4:Z:178:LEU:CB[1_556]	1.37	0.83
4:1:142:LEU:CD1	4:Y:314:GLN:N[1_556]	1.37	0.83
4:1:59:GLN:CD	4:Y:208:ILE:CB[1_556]	1.37	0.83
4:0:71:ILE:C	4:X:157:ASP:OD1[1_556]	1.37	0.83
4:0:108:ALA:O	4:X:154:ASP:OD1[1_556]	1.37	0.83
4:2:40:HIS:CG	4:X:166:TYR:CG[1_556]	1.37	0.83
4:2:154:ASP:OD2	4:Z:309:ILE:CD1[1_556]	1.37	0.83
4:2:111:ASN:CA	4:Z:154:ASP:OD2[1_556]	1.37	0.83
4:0:196:ARG:CD	4:W:115:ASN:ND2[1_556]	1.37	0.83
4:0:365:ALA:CA	4:X:349:LEU:CA[1_556]	1.37	0.83
4:1:261:LEU:CD1	4:Y:266:PHE:CE2[1_556]	1.37	0.83
4:1:206:ARG:CG	4:Y:200:PHE:C[1_556]	1.37	0.83
4:0:177:ARG:CA	4:X:178:LEU:CB[1_556]	1.37	0.83
4:1:212:ILE:CB	4:Y:196:ARG:C[1_556]	1.37	0.83
4:2:196:ARG:NH2	4:Y:114:ALA:C[1_556]	1.37	0.83
4:2:72:GLU:OE2	4:Z:183:ARG:NE[1_556]	1.37	0.83
4:1:183:ARG:CG	4:Y:186:THR:C[1_556]	1.37	0.83
4:0:113:LYS:CB	4:X:136:ILE:CA[1_556]	1.37	0.83
4:4:64:ILE:N	4:Z:288:ASP:C[1_556]	1.37	0.83
4:1:215:LYS:CE	4:Y:249:THR:OG1[1_556]	1.37	0.83
4:2:73:HIS:CB	4:Z:157:ASP:O[1_556]	1.37	0.83
4:1:179:ASP:N	4:Y:180:LEU:CB[1_556]	1.37	0.83
4:1:177:ARG:CD	4:Y:178:LEU:O[1_556]	1.37	0.83

Continued on next page...

Continued from previous page...

Atom-1	Atom-2	Interatomic distance (Å)	Clash overlap (Å)
4:2:109:PRO:N	4:Z:154:ASP:CA[1_556]	1.37	0.83
4:2:134:VAL:C	4:Z:338:SER:OG[1_556]	1.37	0.83
4:0:301:GLY:N	4:X:219:VAL:CB[1_556]	1.37	0.83
4:2:180:LEU:CG	4:Z:267:ILE:CB[1_556]	1.37	0.83
4:2:67:LEU:O	4:Z:59:GLN:OE1[1_556]	1.37	0.83
4:0:303:THR:OG1	4:X:257:CYS:CB[1_556]	1.37	0.83
4:0:267:ILE:C	4:W:173:HIS:C[1_556]	1.37	0.83
4:0:161:HIS:C	4:X:274:ILE:CG1[1_556]	1.37	0.83
4:1:133:TYR:O	4:Y:334:GLU:OE1[1_556]	1.37	0.83
4:0:107:GLU:O	4:X:301:GLY:N[1_556]	1.37	0.83
4:0:335:ARG:CD	4:X:220:ALA:C[1_556]	1.37	0.83
4:1:118:LYS:CG	4:Y:11:ASP:N[1_556]	1.37	0.83
4:0:272:ALA:N	4:X:270:GLU:N[1_556]	1.37	0.83
4:1:167:GLU:CB	4:Y:295:ALA:CB[1_556]	1.37	0.83
4:2:153:LEU:CD1	4:Z:262:PHE:C[1_556]	1.37	0.83
4:2:272:ALA:N	4:Z:270:GLU:N[1_556]	1.37	0.83
4:0:171:LEU:N	4:X:151:ILE:CD1[1_556]	1.37	0.83
4:3:270:GLU:CD	4:Z:286:ASP:CB[1_556]	1.37	0.83
4:1:116:ARG:CD	4:Y:141:SER:N[1_556]	1.37	0.83
4:1:229:THR:O	4:X:368:SER:CB[1_556]	1.37	0.83
4:0:304:THR:N	4:X:255:PHE:O[1_556]	1.37	0.83
4:1:209:VAL:CG2	4:Y:194:THR:O[1_556]	1.37	0.83
4:1:164:PRO:CB	4:Y:278:THR:C[1_556]	1.37	0.83
4:2:371:HIS:O	4:Z:139:VAL:O[1_556]	1.37	0.83
4:1:267:ILE:C	4:X:173:HIS:C[1_556]	1.37	0.83
4:1:211:ASP:CG	4:Y:249:THR:C[1_556]	1.37	0.83
4:0:116:ARG:CD	4:X:141:SER:N[1_556]	1.37	0.83
4:0:136:ILE:CA	4:X:300:SER:N[1_556]	1.37	0.83
4:0:131:ALA:N	4:X:25:ASP:OD1[1_556]	1.37	0.83
4:2:285:CYS:C	4:Z:283:MET:CA[1_556]	1.37	0.83
4:1:164:PRO:CD	4:Y:278:THR:N[1_556]	1.37	0.83
4:0:67:LEU:O	4:X:59:GLN:OE1[1_556]	1.38	0.82
4:2:107:GLU:N	4:Z:335:ARG:O[1_556]	1.38	0.82
4:3:230:ALA:N	4:Z:368:SER:O[1_556]	1.38	0.82
4:2:335:ARG:CD	4:Z:220:ALA:C[1_556]	1.38	0.82
4:1:364:GLU:O	4:Y:349:LEU:O[1_556]	1.38	0.82
4:1:206:ARG:CA	4:Y:200:PHE:N[1_556]	1.38	0.82
4:1:213:LYS:O	4:Y:253:GLU:OE1[1_556]	1.38	0.82
4:2:149:THR:CB	4:Z:327:ILE:CD1[1_556]	1.38	0.82
4:0:107:GLU:O	4:X:300:SER:O[1_556]	1.38	0.82
4:1:372:ARG:CB	4:Y:143:TYR:CB[1_556]	1.38	0.82

Continued on next page...

Continued from previous page...

Atom-1	Atom-2	Interatomic distance (Å)	Clash overlap (Å)
4:1:296:ASN:O	4:Y:317:ILE:N[1_556]	1.38	0.82
4:1:170:ALA:O	4:Y:151:ILE:CG1[1_556]	1.38	0.82
4:2:150:GLY:O	4:Z:317:ILE:CB[1_556]	1.38	0.82
4:2:298:VAL:CG1	4:Z:312:ARG:C[1_556]	1.38	0.82
4:0:177:ARG:N	4:X:178:LEU:CG[1_556]	1.38	0.82
4:1:369:ILE:CG2	4:Y:345:ILE:CA[1_556]	1.38	0.82
4:0:362:TYR:C	4:X:348:SER:OG[1_556]	1.38	0.82
4:2:364:GLU:N	4:Z:348:SER:O[1_556]	1.38	0.82
4:2:171:LEU:N	4:Z:151:ILE:CD1[1_556]	1.38	0.82
4:2:206:ARG:NE	4:Z:200:PHE:CB[1_556]	1.38	0.82
4:2:267:ILE:C	4:Y:173:HIS:C[1_556]	1.38	0.82
4:3:197:GLY:O	4:Z:75:ILE:C[1_556]	1.38	0.82
4:2:32:PRO:CG	4:Z:211:ASP:CB[1_556]	1.38	0.82
4:1:129:VAL:CG2	4:Y:25:ASP:CA[1_556]	1.38	0.82
4:2:136:ILE:CA	4:Z:300:SER:N[1_556]	1.38	0.82
4:0:215:LYS:CE	4:X:249:THR:OG1[1_556]	1.38	0.82
4:1:304:THR:OG1	4:Y:223:PHE:CE2[1_556]	1.38	0.82
4:0:281:SER:CB	4:X:277:THR:N[1_556]	1.38	0.82
4:0:86:TRP:CD1	4:X:337:TYR:OH[1_556]	1.38	0.82
4:2:306:TYR:CE1	4:Z:256:ARG:CB[1_556]	1.38	0.82
4:1:122:ILE:CG1	4:Y:19:ALA:CA[1_556]	1.38	0.82
4:1:267:ILE:C	4:X:173:HIS:O[1_556]	1.38	0.82
4:1:150:GLY:O	4:Y:317:ILE:CB[1_556]	1.38	0.82
4:2:113:LYS:CB	4:Z:136:ILE:CA[1_556]	1.38	0.82
4:0:288:ASP:OD2	4:Z:205:GLU:CD[1_556]	1.38	0.82
4:0:141:SER:O	4:X:310:ALA:C[1_556]	1.38	0.82
4:0:72:GLU:OE2	4:X:183:ARG:NE[1_556]	1.38	0.82
4:0:372:ARG:CB	4:X:143:TYR:CB[1_556]	1.38	0.82
4:2:209:VAL:CG2	4:Z:194:THR:O[1_556]	1.38	0.82
4:0:206:ARG:NE	4:X:200:PHE:CB[1_556]	1.38	0.82
4:2:301:GLY:N	4:Z:219:VAL:CB[1_556]	1.38	0.82
4:0:213:LYS:CB	4:X:192:ILE:O[1_556]	1.38	0.82
4:0:166:TYR:CG	4:X:294:TYR:CG[1_556]	1.38	0.82
4:1:186:THR:CA	4:Y:191:LYS:C[1_556]	1.38	0.82
4:0:109:PRO:N	4:X:154:ASP:CA[1_556]	1.38	0.82
4:4:40:HIS:CG	4:Z:166:TYR:CG[1_556]	1.38	0.82
4:0:186:THR:CA	4:X:191:LYS:C[1_556]	1.38	0.82
4:3:229:THR:O	4:Z:368:SER:CB[1_556]	1.38	0.82
4:1:229:THR:C	4:X:368:SER:CA[1_556]	1.38	0.82
4:1:270:GLU:CD	4:X:286:ASP:CB[1_556]	1.38	0.82
4:1:180:LEU:CD1	4:Y:267:ILE:CB[1_556]	1.38	0.82

Continued on next page...

Continued from previous page...

Atom-1	Atom-2	Interatomic distance (Å)	Clash overlap (Å)
4:1:297:ASN:ND2	4:Y:316:GLU:OE1[1_556]	1.38	0.82
4:0:113:LYS:CG	4:X:136:ILE:CB[1_556]	1.38	0.82
4:2:294:TYR:C	4:Z:319:ALA:C[1_556]	1.38	0.82
4:0:73:HIS:CB	4:X:157:ASP:O[1_556]	1.38	0.82
4:2:304:THR:N	4:Z:255:PHE:O[1_556]	1.38	0.82
4:1:197:GLY:O	4:X:75:ILE:C[1_556]	1.38	0.82
4:1:175:ILE:CA	4:Y:162:ASN:OD1[1_556]	1.38	0.82
4:1:107:GLU:CG	4:Y:300:SER:CB[1_556]	1.38	0.82
4:2:107:GLU:O	4:Z:300:SER:O[1_556]	1.39	0.81
4:0:68:LYS:CG	4:X:59:GLN:CD[1_556]	1.39	0.81
4:2:131:ALA:N	4:Z:25:ASP:OD1[1_556]	1.39	0.81
4:0:173:HIS:N	4:X:281:SER:OG[1_556]	1.39	0.81
4:1:230:ALA:N	4:X:368:SER:O[1_556]	1.39	0.81
4:3:229:THR:C	4:Z:368:SER:CA[1_556]	1.39	0.81
4:2:116:ARG:CD	4:Z:141:SER:N[1_556]	1.39	0.81
4:2:298:VAL:N	4:Z:312:ARG:O[1_556]	1.39	0.81
4:1:372:ARG:CZ	4:Y:142:LEU:O[1_556]	1.39	0.81
4:1:174:ALA:C	4:Y:277:THR:O[1_556]	1.39	0.81
4:2:186:THR:N	4:Z:188:TYR:O[1_556]	1.39	0.81
4:1:147:ARG:O	4:Y:314:GLN:NE2[1_556]	1.39	0.81
4:2:86:TRP:CD1	4:Z:337:TYR:OH[1_556]	1.39	0.81
4:0:83:GLU:N	4:X:30:VAL:CB[1_556]	1.39	0.81
4:0:177:ARG:CD	4:X:178:LEU:O[1_556]	1.39	0.81
4:0:306:TYR:CE1	4:X:256:ARG:CB[1_556]	1.39	0.81
4:1:335:ARG:CZ	4:Y:220:ALA:CB[1_556]	1.39	0.81
4:2:71:ILE:C	4:Z:157:ASP:OD1[1_556]	1.39	0.81
4:0:62:ARG:CD	4:X:205:GLU:N[1_556]	1.39	0.81
4:2:174:ALA:O	4:Z:277:THR:O[1_556]	1.39	0.81
4:2:177:ARG:N	4:Z:178:LEU:CG[1_556]	1.39	0.81
4:2:338:SER:N	4:Z:307:PRO:CA[1_556]	1.39	0.81
4:0:79:TRP:CG	4:X:17:VAL:CB[1_556]	1.39	0.81
4:2:186:THR:CB	4:Z:190:MET:C[1_556]	1.39	0.81
4:2:365:ALA:N	4:Z:348:SER:C[1_556]	1.39	0.81
4:2:213:LYS:CB	4:Z:192:ILE:O[1_556]	1.39	0.81
4:0:365:ALA:N	4:X:348:SER:C[1_556]	1.39	0.81
4:0:164:PRO:CB	4:X:279:TYR:N[1_556]	1.39	0.81
4:0:151:ILE:O	4:X:316:GLU:CB[1_556]	1.39	0.81
4:2:79:TRP:CG	4:Z:17:VAL:CB[1_556]	1.39	0.81
4:2:149:THR:OG1	4:Z:327:ILE:CA[1_556]	1.39	0.81
4:0:161:HIS:CB	4:X:274:ILE:CG1[1_556]	1.39	0.81
4:1:106:THR:O	4:Y:335:ARG:O[1_556]	1.39	0.81

Continued on next page...

Continued from previous page...

Atom-1	Atom-2	Interatomic distance (Å)	Clash overlap (Å)
4:1:166:TYR:CG	4:Y:294:TYR:CG[1_556]	1.39	0.81
4:1:212:ILE:CA	4:Y:196:ARG:CD[1_556]	1.39	0.81
4:1:291:LYS:NZ	4:Y:322:PRO:C[1_556]	1.39	0.81
4:2:267:ILE:C	4:Y:173:HIS:O[1_556]	1.39	0.81
4:1:140:LEU:CG	4:Y:331:ALA:C[1_556]	1.39	0.81
4:1:161:HIS:C	4:Y:274:ILE:CG1[1_556]	1.39	0.81
4:0:126:THR:O	4:X:28:ARG:CD[1_556]	1.39	0.81
4:2:141:SER:O	4:Z:310:ALA:C[1_556]	1.39	0.81
4:0:187:ASP:N	4:X:191:LYS:CB[1_556]	1.39	0.81
4:1:294:TYR:C	4:Y:319:ALA:C[1_556]	1.39	0.81
4:1:165:ILE:CG2	4:Y:297:ASN:CB[1_556]	1.39	0.81
4:1:79:TRP:CG	4:Y:17:VAL:CG1[1_556]	1.39	0.81
4:3:267:ILE:C	4:Z:173:HIS:O[1_556]	1.39	0.81
4:0:186:THR:CB	4:X:190:MET:C[1_556]	1.39	0.81
4:0:107:GLU:N	4:X:335:ARG:O[1_556]	1.39	0.81
4:0:338:SER:OG	4:X:308:GLY:C[1_556]	1.39	0.81
4:0:171:LEU:C	4:X:151:ILE:CD1[1_556]	1.39	0.81
4:0:149:THR:OG1	4:X:327:ILE:CA[1_556]	1.39	0.81
4:2:175:ILE:CA	4:Z:162:ASN:OD1[1_556]	1.39	0.81
4:1:295:ALA:CA	4:Y:319:ALA:CA[1_556]	1.39	0.81
4:0:285:CYS:C	4:X:283:MET:CA[1_556]	1.39	0.81
4:1:187:ASP:N	4:Y:191:LYS:CB[1_556]	1.39	0.81
4:4:63:GLY:CA	4:Z:288:ASP:C[1_556]	1.39	0.81
4:2:113:LYS:CG	4:Z:136:ILE:CB[1_556]	1.40	0.80
4:2:280:ASN:O	4:Z:280:ASN:OD1[1_556]	1.40	0.80
4:0:271:SER:OG	4:X:269:MET:CA[1_556]	1.40	0.80
4:1:281:SER:CB	4:Y:277:THR:N[1_556]	1.40	0.80
4:1:62:ARG:CD	4:Y:205:GLU:N[1_556]	1.40	0.80
4:0:255:PHE:N	4:W:113:LYS:NZ[1_556]	1.40	0.80
4:2:162:ASN:OD1	4:Z:274:ILE:N[1_556]	1.40	0.80
4:1:211:ASP:OD1	4:Y:249:THR:O[1_556]	1.40	0.80
4:0:186:THR:N	4:X:188:TYR:O[1_556]	1.40	0.80
4:2:178:LEU:CB	4:Z:180:LEU:CD2[1_556]	1.40	0.80
4:0:68:LYS:CD	4:X:59:GLN:CB[1_556]	1.40	0.80
4:1:161:HIS:CB	4:Y:274:ILE:CD1[1_556]	1.40	0.80
4:0:174:ALA:O	4:X:277:THR:O[1_556]	1.40	0.80
4:1:307:PRO:CA	4:Y:227:MET:CB[1_556]	1.40	0.80
4:2:338:SER:OG	4:Z:308:GLY:C[1_556]	1.40	0.80
4:0:214:GLU:OE1	4:X:250:ILE:CB[1_556]	1.40	0.80
4:2:362:TYR:C	4:Z:348:SER:OG[1_556]	1.40	0.80
4:0:116:ARG:CA	4:X:339:VAL:CG1[1_556]	1.40	0.80

Continued on next page...

Continued from previous page...

Atom-1	Atom-2	Interatomic distance (Å)	Clash overlap (Å)
4:3:251:GLY:N	4:Z:114:ALA:CA[1_556]	1.40	0.80
4:0:306:TYR:CZ	4:X:256:ARG:CB[1_556]	1.40	0.80
4:0:300:SER:C	4:X:219:VAL:CB[1_556]	1.40	0.80
4:1:109:PRO:C	4:Y:154:ASP:N[1_556]	1.40	0.80
4:1:153:LEU:CG	4:Y:262:PHE:CG[1_556]	1.40	0.80
4:2:303:THR:CB	4:Z:257:CYS:O[1_556]	1.40	0.80
4:2:171:LEU:C	4:Z:151:ILE:CD1[1_556]	1.40	0.80
4:1:357:ILE:CB	4:Y:345:ILE:CD1[1_556]	1.40	0.80
4:2:171:LEU:N	4:Z:151:ILE:CG1[1_556]	1.40	0.80
4:1:362:TYR:C	4:Y:348:SER:OG[1_556]	1.40	0.80
4:1:111:ASN:CB	4:Y:154:ASP:OD2[1_556]	1.40	0.80
4:1:116:ARG:C	4:Y:339:VAL:O[1_556]	1.40	0.80
4:2:300:SER:C	4:Z:219:VAL:CB[1_556]	1.40	0.80
4:2:166:TYR:CG	4:Z:294:TYR:CG[1_556]	1.40	0.80
4:2:306:TYR:CZ	4:Z:256:ARG:CB[1_556]	1.40	0.80
4:0:338:SER:N	4:X:307:PRO:CA[1_556]	1.40	0.80
4:2:126:THR:O	4:Z:28:ARG:CD[1_556]	1.40	0.80
4:1:16:LEU:CG	4:Y:215:LYS:N[1_556]	1.40	0.80
4:1:155:SER:CB	4:Y:258:PRO:O[1_556]	1.40	0.80
4:1:206:ARG:CD	4:Y:200:PHE:CB[1_556]	1.40	0.80
4:0:230:ALA:O	4:W:367:PRO:C[1_556]	1.40	0.80
4:0:294:TYR:C	4:X:319:ALA:C[1_556]	1.40	0.80
4:2:83:GLU:N	4:Z:30:VAL:CB[1_556]	1.40	0.80
4:2:39:ARG:N	4:X:166:TYR:OH[1_556]	1.40	0.80
4:1:332:PRO:CB	4:Y:221:LEU:CG[1_556]	1.40	0.80
4:2:286:ASP:O	4:Z:283:MET:CE[1_556]	1.40	0.80
4:0:336:LYS:CB	4:X:218:TYR:CA[1_556]	1.40	0.80
4:2:164:PRO:CB	4:Z:279:TYR:N[1_556]	1.40	0.80
4:4:39:ARG:N	4:Z:166:TYR:OH[1_556]	1.40	0.80
4:1:104:LEU:O	4:Y:334:GLU:CA[1_556]	1.40	0.80
4:2:68:LYS:CD	4:Z:59:GLN:CB[1_556]	1.40	0.80
4:1:183:ARG:O	4:Y:187:ASP:C[1_556]	1.40	0.80
4:1:365:ALA:O	4:Y:346:LEU:O[1_556]	1.40	0.80
4:2:186:THR:CA	4:Z:191:LYS:C[1_556]	1.40	0.80
4:1:365:ALA:N	4:Y:348:SER:C[1_556]	1.40	0.80
4:0:298:VAL:N	4:X:312:ARG:O[1_556]	1.40	0.80
4:2:173:HIS:N	4:Z:281:SER:OG[1_556]	1.40	0.80
4:2:206:ARG:NH2	4:Z:190:MET:CE[1_556]	1.40	0.80
4:2:292:ASP:CB	4:Z:321:ALA:CB[1_556]	1.40	0.80
4:0:39:ARG:N	4:V:166:TYR:OH[1_556]	1.40	0.80
4:0:111:ASN:CB	4:X:154:ASP:OD2[1_556]	1.40	0.80

Continued on next page...

Continued from previous page...

Atom-1	Atom-2	Interatomic distance (Å)	Clash overlap (Å)
4:0:118:LYS:CG	4:X:11:ASP:N[1_556]	1.40	0.80
4:1:335:ARG:CD	4:Y:220:ALA:C[1_556]	1.40	0.80
4:1:168:GLY:N	4:Y:296:ASN:N[1_556]	1.40	0.80
4:0:32:PRO:CG	4:X:211:ASP:CG[1_556]	1.41	0.79
4:2:331:ALA:O	4:Z:221:LEU:C[1_556]	1.41	0.79
4:0:164:PRO:O	4:X:278:THR:CG2[1_556]	1.41	0.79
4:0:267:ILE:C	4:W:173:HIS:O[1_556]	1.41	0.79
4:2:161:HIS:CB	4:Z:274:ILE:CG1[1_556]	1.41	0.79
4:2:215:LYS:N	4:Z:253:GLU:OE2[1_556]	1.41	0.79
4:2:303:THR:N	4:Z:258:PRO:N[1_556]	1.41	0.79
4:2:16:LEU:CB	4:Z:214:GLU:CB[1_556]	1.41	0.79
4:0:303:THR:CB	4:X:257:CYS:O[1_556]	1.41	0.79
4:0:331:ALA:O	4:X:221:LEU:C[1_556]	1.41	0.79
4:2:169:TYR:N	4:Z:296:ASN:CA[1_556]	1.41	0.79
4:0:286:ASP:O	4:X:283:MET:CE[1_556]	1.41	0.79
4:0:178:LEU:CB	4:X:180:LEU:CD2[1_556]	1.41	0.79
4:1:37:ARG:CB	4:Y:60:SER:OG[1_556]	1.41	0.79
4:0:15:GLY:O	4:X:210:ARG:O[1_556]	1.41	0.79
4:2:255:PHE:N	4:Y:113:LYS:NZ[1_556]	1.41	0.79
4:0:83:GLU:CB	4:X:30:VAL:N[1_556]	1.41	0.79
4:2:68:LYS:CG	4:Z:59:GLN:CD[1_556]	1.41	0.79
4:3:39:ARG:N	4:Y:166:TYR:OH[1_556]	1.41	0.79
4:0:299:MET:CA	4:X:312:ARG:CD[1_556]	1.41	0.79
4:0:303:THR:N	4:X:258:PRO:N[1_556]	1.41	0.79
4:2:177:ARG:CD	4:Z:178:LEU:O[1_556]	1.41	0.79
4:1:251:GLY:N	4:X:114:ALA:CA[1_556]	1.41	0.79
4:2:32:PRO:CG	4:Z:211:ASP:CG[1_556]	1.41	0.79
4:0:145:SER:N	4:X:311:ASP:OD1[1_556]	1.41	0.79
4:0:307:PRO:CB	4:X:227:MET:C[1_556]	1.41	0.79
4:1:186:THR:N	4:Y:188:TYR:O[1_556]	1.41	0.79
4:0:130:PRO:N	4:X:25:ASP:OD2[1_556]	1.41	0.79
4:2:166:TYR:CB	4:Z:294:TYR:CA[1_556]	1.41	0.79
4:1:39:ARG:N	4:W:166:TYR:OH[1_556]	1.41	0.79
4:3:253:GLU:CD	4:Z:113:LYS:N[1_556]	1.41	0.79
4:2:336:LYS:CB	4:Z:218:TYR:CA[1_556]	1.41	0.79
4:1:148:THR:CG2	4:Y:328:LYS:CB[1_556]	1.41	0.79
4:1:167:GLU:OE2	4:Y:326:LYS:C[1_556]	1.41	0.79
4:2:299:MET:N	4:Z:312:ARG:CB[1_556]	1.41	0.79
4:2:116:ARG:NE	4:Z:141:SER:N[1_556]	1.41	0.79
4:1:277:THR:CG2	4:Y:273:GLY:N[1_556]	1.41	0.79
4:1:272:ALA:N	4:Y:270:GLU:N[1_556]	1.41	0.79

Continued on next page...

Continued from previous page...

Atom-1	Atom-2	Interatomic distance (Å)	Clash overlap (Å)
4:2:151:ILE:O	4:Z:316:GLU:CB[1_556]	1.41	0.79
4:1:82:MET:N	4:Y:31:PHE:N[1_556]	1.41	0.79
4:2:62:ARG:CD	4:Z:205:GLU:N[1_556]	1.41	0.79
4:0:304:THR:OG1	4:X:223:PHE:CE2[1_556]	1.41	0.79
4:2:271:SER:OG	4:Z:269:MET:CA[1_556]	1.41	0.79
4:2:338:SER:CB	4:Z:308:GLY:N[1_556]	1.41	0.79
4:0:162:ASN:OD1	4:X:274:ILE:N[1_556]	1.41	0.79
4:0:280:ASN:O	4:X:280:ASN:OD1[1_556]	1.41	0.79
4:2:362:TYR:CD2	4:Z:22:ALA:C[1_556]	1.41	0.79
4:0:115:ASN:CA	4:X:11:ASP:CG[1_556]	1.41	0.79
4:2:214:GLU:OE1	4:Z:250:ILE:CB[1_556]	1.41	0.79
4:2:211:ASP:OD2	4:Z:249:THR:N[1_556]	1.41	0.79
4:2:115:ASN:CA	4:Z:11:ASP:CG[1_556]	1.41	0.79
4:2:63:GLY:CA	4:X:288:ASP:C[1_556]	1.41	0.79
4:0:150:GLY:N	4:X:317:ILE:CG1[1_556]	1.41	0.79
4:1:280:ASN:N	4:Y:276:GLU:OE1[1_556]	1.41	0.79
4:0:292:ASP:CB	4:X:321:ALA:CB[1_556]	1.41	0.79
4:1:12:ASN:O	4:Y:302:GLY:CA[1_556]	1.41	0.79
4:2:187:ASP:N	4:Z:191:LYS:CB[1_556]	1.41	0.79
4:1:281:SER:O	4:Y:280:ASN:CG[1_556]	1.41	0.79
4:4:40:HIS:CD2	4:Z:166:TYR:C[1_556]	1.41	0.79
4:0:78:ASN:CB	4:X:32:PRO:CA[1_556]	1.41	0.79
4:1:40:HIS:CD2	4:W:166:TYR:C[1_556]	1.41	0.79
4:2:150:GLY:N	4:Z:317:ILE:CG1[1_556]	1.41	0.79
4:1:159:VAL:CG1	4:Y:181:ALA:N[1_556]	1.41	0.79
4:0:338:SER:CB	4:X:308:GLY:N[1_556]	1.41	0.79
4:0:126:THR:C	4:X:28:ARG:CD[1_556]	1.41	0.79
4:1:306:TYR:CE1	4:Y:256:ARG:CB[1_556]	1.41	0.79
4:2:126:THR:C	4:Z:28:ARG:CD[1_556]	1.41	0.79
4:2:116:ARG:CA	4:Z:339:VAL:CG1[1_556]	1.41	0.79
4:2:178:LEU:C	4:Z:180:LEU:CG[1_556]	1.41	0.79
4:1:10:CYS:SG	4:Y:336:LYS:NZ[1_556]	1.41	0.79
4:0:175:ILE:CA	4:X:162:ASN:OD1[1_556]	1.41	0.79
4:1:172:PRO:CB	4:Y:164:PRO:CD[1_556]	1.42	0.78
4:0:106:THR:N	4:X:336:LYS:N[1_556]	1.42	0.78
4:1:73:HIS:CB	4:Y:157:ASP:O[1_556]	1.42	0.78
4:2:111:ASN:CB	4:Z:154:ASP:OD2[1_556]	1.42	0.78
4:0:211:ASP:OD2	4:X:249:THR:N[1_556]	1.42	0.78
4:1:72:GLU:N	4:Y:157:ASP:OD2[1_556]	1.42	0.78
4:2:130:PRO:N	4:Z:25:ASP:OD2[1_556]	1.42	0.78
4:1:253:GLU:CD	4:X:113:LYS:N[1_556]	1.42	0.78

Continued on next page...

Continued from previous page...

Atom-1	Atom-2	Interatomic distance (Å)	Clash overlap (Å)
4:2:118:LYS:CG	4:Z:11:ASP:N[1_556]	1.42	0.78
4:2:16:LEU:CG	4:Z:214:GLU:C[1_556]	1.42	0.78
4:1:68:LYS:CG	4:Y:59:GLN:NE2[1_556]	1.42	0.78
4:0:116:ARG:NE	4:X:141:SER:N[1_556]	1.42	0.78
4:2:230:ALA:O	4:Y:367:PRO:C[1_556]	1.42	0.78
4:0:171:LEU:N	4:X:151:ILE:CG1[1_556]	1.42	0.78
4:0:178:LEU:C	4:X:180:LEU:CG[1_556]	1.42	0.78
4:2:145:SER:N	4:Z:311:ASP:OD1[1_556]	1.42	0.78
4:1:119:MET:O	4:Y:340:TRP:CD2[1_556]	1.42	0.78
4:3:255:PHE:N	4:Z:113:LYS:NZ[1_556]	1.42	0.78
4:1:267:ILE:N	4:X:173:HIS:CG[1_556]	1.42	0.78
4:0:302:GLY:N	4:X:258:PRO:CG[1_556]	1.42	0.78
4:1:111:ASN:N	4:Y:154:ASP:OD2[1_556]	1.42	0.78
4:1:63:GLY:CA	4:W:289:ILE:N[1_556]	1.42	0.78
4:0:302:GLY:O	4:X:255:PHE:CA[1_556]	1.42	0.78
4:2:302:GLY:N	4:Z:258:PRO:CG[1_556]	1.42	0.78
4:1:303:THR:OG1	4:Y:257:CYS:CB[1_556]	1.42	0.78
4:0:369:ILE:C	4:X:143:TYR:CE2[1_556]	1.42	0.78
4:2:229:THR:C	4:Y:368:SER:CB[1_556]	1.42	0.78
4:1:336:LYS:NZ	4:Y:254:ARG:CZ[1_556]	1.42	0.78
4:0:362:TYR:CD2	4:X:22:ALA:C[1_556]	1.42	0.78
4:2:206:ARG:CA	4:Z:200:PHE:N[1_556]	1.42	0.78
4:1:30:VAL:O	4:Y:215:LYS:CD[1_556]	1.42	0.78
4:0:149:THR:CA	4:X:327:ILE:CB[1_556]	1.42	0.78
4:0:206:ARG:NH2	4:X:190:MET:CE[1_556]	1.42	0.78
4:2:164:PRO:CA	4:Z:278:THR:CB[1_556]	1.42	0.78
4:0:169:TYR:N	4:X:296:ASN:CA[1_556]	1.42	0.78
4:2:149:THR:O	4:Z:327:ILE:CG2[1_556]	1.42	0.78
4:0:364:GLU:O	4:X:349:LEU:O[1_556]	1.42	0.78
4:2:106:THR:N	4:Z:336:LYS:N[1_556]	1.42	0.78
4:0:215:LYS:N	4:X:253:GLU:OE2[1_556]	1.42	0.78
4:1:107:GLU:N	4:Y:335:ARG:O[1_556]	1.42	0.78
4:1:83:GLU:N	4:Y:30:VAL:CB[1_556]	1.42	0.78
4:1:68:LYS:CG	4:Y:59:GLN:CD[1_556]	1.42	0.78
4:2:154:ASP:CG	4:Z:309:ILE:CD1[1_556]	1.42	0.78
4:2:40:HIS:CD2	4:X:166:TYR:C[1_556]	1.42	0.78
4:0:307:PRO:CA	4:X:227:MET:CB[1_556]	1.42	0.78
4:1:142:LEU:CD1	4:Y:314:GLN:CA[1_556]	1.42	0.78
4:3:40:HIS:CD2	4:Y:166:TYR:C[1_556]	1.42	0.78
4:2:107:GLU:CD	4:Z:141:SER:OG[1_556]	1.42	0.78
4:2:366:GLY:CA	4:Z:347:ALA:O[1_556]	1.42	0.78

Continued on next page...

Continued from previous page...

Atom-1	Atom-2	Interatomic distance (Å)	Clash overlap (Å)
4:1:77:THR:OG1	4:Y:14:SER:O[1_556]	1.42	0.78
4:2:372:ARG:CB	4:Z:143:TYR:CA[1_556]	1.42	0.78
4:2:78:ASN:CB	4:Z:32:PRO:CA[1_556]	1.42	0.78
4:1:299:MET:CA	4:Y:312:ARG:CD[1_556]	1.42	0.78
4:2:207:GLU:O	4:Z:200:PHE:CZ[1_556]	1.42	0.78
4:2:83:GLU:CB	4:Z:30:VAL:N[1_556]	1.42	0.78
4:0:166:TYR:CB	4:X:294:TYR:CA[1_556]	1.42	0.78
4:1:304:THR:N	4:Y:255:PHE:O[1_556]	1.42	0.78
4:2:119:MET:O	4:Z:340:TRP:CE3[1_556]	1.42	0.78
4:2:164:PRO:O	4:Z:278:THR:CG2[1_556]	1.42	0.78
4:0:16:LEU:CB	4:X:214:GLU:CB[1_556]	1.42	0.78
4:0:281:SER:OG	4:X:276:GLU:C[1_556]	1.42	0.78
4:1:104:LEU:CD2	4:Y:333:PRO:N[1_556]	1.42	0.78
4:0:332:PRO:CD	4:X:221:LEU:CG[1_556]	1.43	0.77
4:2:307:PRO:CB	4:Z:227:MET:C[1_556]	1.43	0.77
4:0:229:THR:C	4:W:368:SER:CB[1_556]	1.43	0.77
4:0:208:ILE:CA	4:X:198:TYR:CD1[1_556]	1.43	0.77
4:1:177:ARG:CB	4:Y:178:LEU:O[1_556]	1.43	0.77
4:0:170:ALA:O	4:X:151:ILE:CG1[1_556]	1.43	0.77
4:2:153:LEU:C	4:Z:262:PHE:CZ[1_556]	1.43	0.77
4:0:153:LEU:C	4:X:262:PHE:CZ[1_556]	1.43	0.77
4:2:256:ARG:NH2	4:Y:111:ASN:O[1_556]	1.43	0.77
4:3:267:ILE:N	4:Z:173:HIS:CG[1_556]	1.43	0.77
4:1:211:ASP:OD2	4:Y:249:THR:N[1_556]	1.43	0.77
4:0:164:PRO:CA	4:X:278:THR:CB[1_556]	1.43	0.77
4:0:16:LEU:CG	4:X:214:GLU:C[1_556]	1.43	0.77
4:0:110:LEU:CD2	4:X:162:ASN:N[1_556]	1.43	0.77
4:2:304:THR:OG1	4:Z:223:PHE:CE2[1_556]	1.43	0.77
4:0:256:ARG:NH2	4:W:111:ASN:O[1_556]	1.43	0.77
4:1:206:ARG:NE	4:Y:200:PHE:CB[1_556]	1.43	0.77
4:1:306:TYR:C	4:Y:227:MET:SD[1_556]	1.43	0.77
4:1:164:PRO:O	4:Y:278:THR:CG2[1_556]	1.43	0.77
4:3:197:GLY:C	4:Z:75:ILE:CA[1_556]	1.43	0.77
4:2:149:THR:CA	4:Z:327:ILE:CB[1_556]	1.43	0.77
4:2:299:MET:CA	4:Z:312:ARG:CD[1_556]	1.43	0.77
4:0:212:ILE:CB	4:X:196:ARG:C[1_556]	1.43	0.77
4:1:15:GLY:O	4:Y:210:ARG:O[1_556]	1.43	0.77
4:0:39:ARG:O	4:V:166:TYR:CE2[1_556]	1.43	0.77
4:1:307:PRO:N	4:Y:227:MET:SD[1_556]	1.43	0.77
4:1:298:VAL:CG1	4:Y:312:ARG:CA[1_556]	1.43	0.77
4:0:372:ARG:CB	4:X:143:TYR:CA[1_556]	1.43	0.77

Continued on next page...

Continued from previous page...

Atom-1	Atom-2	Interatomic distance (Å)	Clash overlap (Å)
4:1:197:GLY:C	4:X:75:ILE:CA[1_556]	1.43	0.77
4:0:106:THR:N	4:X:335:ARG:CA[1_556]	1.43	0.77
4:2:15:GLY:O	4:Z:210:ARG:O[1_556]	1.43	0.77
4:0:372:ARG:CB	4:X:143:TYR:N[1_556]	1.43	0.77
4:1:369:ILE:C	4:Y:143:TYR:CE2[1_556]	1.43	0.77
4:2:165:ILE:CB	4:Z:297:ASN:OD1[1_556]	1.43	0.77
4:2:332:PRO:CD	4:Z:221:LEU:CG[1_556]	1.43	0.77
4:2:115:ASN:N	4:Z:106:THR:OG1[1_556]	1.43	0.77
4:0:170:ALA:C	4:X:151:ILE:CG1[1_556]	1.43	0.77
4:0:299:MET:N	4:X:312:ARG:CB[1_556]	1.43	0.77
4:4:63:GLY:CA	4:Z:289:ILE:N[1_556]	1.43	0.77
4:0:298:VAL:CG1	4:X:312:ARG:CA[1_556]	1.43	0.77
4:1:255:PHE:N	4:X:113:LYS:NZ[1_556]	1.43	0.77
4:0:207:GLU:O	4:X:200:PHE:CZ[1_556]	1.43	0.77
4:0:40:HIS:CD2	4:V:166:TYR:C[1_556]	1.43	0.77
4:2:170:ALA:C	4:Z:151:ILE:CG1[1_556]	1.43	0.77
4:2:296:ASN:C	4:Z:315:LYS:C[1_556]	1.43	0.77
4:2:369:ILE:C	4:Z:143:TYR:CE2[1_556]	1.43	0.77
4:0:79:TRP:CD2	4:X:17:VAL:C[1_556]	1.43	0.77
4:0:141:SER:O	4:X:311:ASP:N[1_556]	1.43	0.77
4:2:149:THR:C	4:Z:327:ILE:CG2[1_556]	1.43	0.77
4:2:165:ILE:CG2	4:Z:297:ASN:CB[1_556]	1.43	0.77
4:2:302:GLY:O	4:Z:255:PHE:CA[1_556]	1.43	0.77
4:1:278:THR:O	4:Y:276:GLU:CB[1_556]	1.43	0.77
4:0:63:GLY:CA	4:V:288:ASP:C[1_556]	1.43	0.77
4:0:154:ASP:CG	4:X:309:ILE:CD1[1_556]	1.43	0.77
4:2:297:ASN:CG	4:Z:316:GLU:CD[1_556]	1.43	0.77
4:0:339:VAL:CG1	4:X:335:ARG:NH2[1_556]	1.43	0.77
4:0:165:ILE:CB	4:X:297:ASN:OD1[1_556]	1.43	0.77
4:0:68:LYS:CG	4:X:59:GLN:CG[1_556]	1.43	0.77
4:2:212:ILE:CB	4:Z:196:ARG:C[1_556]	1.43	0.77
4:2:211:ASP:OD1	4:Z:249:THR:O[1_556]	1.44	0.76
4:0:372:ARG:CZ	4:X:142:LEU:O[1_556]	1.44	0.76
4:0:129:VAL:CG2	4:X:25:ASP:CA[1_556]	1.44	0.76
4:0:206:ARG:CA	4:X:200:PHE:N[1_556]	1.44	0.76
4:0:291:LYS:NZ	4:X:322:PRO:CB[1_556]	1.44	0.76
4:1:277:THR:CA	4:Y:272:ALA:CA[1_556]	1.44	0.76
4:2:129:VAL:CG2	4:Z:25:ASP:CA[1_556]	1.44	0.76
4:1:206:ARG:CZ	4:Y:190:MET:CE[1_556]	1.44	0.76
4:0:206:ARG:CG	4:X:200:PHE:N[1_556]	1.44	0.76
4:1:265:SER:CA	4:X:173:HIS:CE1[1_556]	1.44	0.76

Continued on next page...

Continued from previous page...

Atom-1	Atom-2	Interatomic distance (Å)	Clash overlap (Å)
4:1:299:MET:N	4:Y:312:ARG:CD[1_556]	1.44	0.76
4:0:172:PRO:CB	4:X:164:PRO:CD[1_556]	1.44	0.76
4:0:336:LYS:NZ	4:X:254:ARG:CZ[1_556]	1.44	0.76
4:2:79:TRP:CD2	4:Z:17:VAL:C[1_556]	1.44	0.76
4:0:164:PRO:CD	4:X:278:THR:N[1_556]	1.44	0.76
4:2:301:GLY:O	4:Z:218:TYR:O[1_556]	1.44	0.76
4:2:106:THR:N	4:Z:335:ARG:CA[1_556]	1.44	0.76
4:2:339:VAL:CG1	4:Z:335:ARG:NH2[1_556]	1.44	0.76
4:1:151:ILE:O	4:Y:316:GLU:CB[1_556]	1.44	0.76
4:3:63:GLY:CA	4:Y:289:ILE:N[1_556]	1.44	0.76
4:2:172:PRO:CB	4:Z:164:PRO:CD[1_556]	1.44	0.76
4:0:214:GLU:CD	4:X:250:ILE:CG2[1_556]	1.44	0.76
4:3:265:SER:CA	4:Z:173:HIS:CE1[1_556]	1.44	0.76
4:2:364:GLU:O	4:Z:349:LEU:O[1_556]	1.44	0.76
4:0:296:ASN:C	4:X:315:LYS:C[1_556]	1.44	0.76
4:1:366:GLY:CA	4:Y:347:ALA:O[1_556]	1.44	0.76
4:1:196:ARG:N	4:X:75:ILE:CD1[1_556]	1.44	0.76
4:0:115:ASN:N	4:X:106:THR:OG1[1_556]	1.44	0.76
4:0:253:GLU:CD	4:W:113:LYS:N[1_556]	1.44	0.76
4:2:291:LYS:CE	4:Z:322:PRO:CB[1_556]	1.44	0.76
4:1:106:THR:N	4:Y:335:ARG:CA[1_556]	1.44	0.76
4:0:107:GLU:CD	4:X:141:SER:OG[1_556]	1.44	0.76
4:1:150:GLY:O	4:Y:317:ILE:CG2[1_556]	1.44	0.76
4:1:149:THR:O	4:Y:327:ILE:CG2[1_556]	1.44	0.76
4:1:305:MET:O	4:Y:255:PHE:CD1[1_556]	1.44	0.76
4:0:336:LYS:CB	4:X:218:TYR:CB[1_556]	1.44	0.76
4:0:119:MET:O	4:X:340:TRP:CE3[1_556]	1.44	0.76
4:2:68:LYS:CG	4:Z:59:GLN:CG[1_556]	1.44	0.76
4:1:267:ILE:N	4:X:173:HIS:CA[1_556]	1.44	0.76
4:0:306:TYR:C	4:X:227:MET:SD[1_556]	1.44	0.76
4:1:78:ASN:CG	4:Y:32:PRO:C[1_556]	1.44	0.76
4:2:104:LEU:CG	4:Z:334:GLU:OE2[1_556]	1.44	0.76
4:1:145:SER:N	4:Y:311:ASP:OD1[1_556]	1.44	0.76
4:1:155:SER:O	4:Y:258:PRO:CB[1_556]	1.44	0.76
4:0:166:TYR:CZ	4:X:325:MET:SD[1_556]	1.44	0.76
4:1:142:LEU:CB	4:Y:329:ILE:CG1[1_556]	1.44	0.76
4:1:302:GLY:C	4:Y:258:PRO:CD[1_556]	1.44	0.76
4:1:126:THR:O	4:Y:28:ARG:NE[1_556]	1.44	0.76
4:2:253:GLU:OE1	4:Y:113:LYS:N[1_556]	1.44	0.76
4:0:253:GLU:OE1	4:W:113:LYS:N[1_556]	1.44	0.76
4:2:291:LYS:NZ	4:Z:322:PRO:CB[1_556]	1.44	0.76

Continued on next page...

Continued from previous page...

Atom-1	Atom-2	Interatomic distance (Å)	Clash overlap (Å)
4:1:301:GLY:N	4:Y:219:VAL:CB[1_556]	1.44	0.76
4:0:332:PRO:CB	4:X:221:LEU:CG[1_556]	1.44	0.76
4:2:281:SER:OG	4:Z:276:GLU:C[1_556]	1.44	0.76
4:2:74:GLY:N	4:Z:156:GLY:C[1_556]	1.44	0.76
4:1:63:GLY:CA	4:W:288:ASP:C[1_556]	1.44	0.76
4:2:233:SER:OG	4:Y:367:PRO:CB[1_556]	1.44	0.76
4:2:208:ILE:CA	4:Z:198:TYR:CD1[1_556]	1.44	0.76
4:0:233:SER:OG	4:W:367:PRO:CB[1_556]	1.44	0.76
4:1:187:ASP:N	4:Y:191:LYS:N[1_556]	1.44	0.76
4:0:161:HIS:CB	4:X:274:ILE:CD1[1_556]	1.44	0.76
4:1:74:GLY:O	4:Y:156:GLY:CA[1_556]	1.44	0.76
4:1:72:GLU:O	4:Y:158:GLY:N[1_556]	1.44	0.76
4:2:372:ARG:CB	4:Z:143:TYR:N[1_556]	1.44	0.76
4:2:307:PRO:CA	4:Z:227:MET:CB[1_556]	1.44	0.76
4:1:172:PRO:CG	4:Y:164:PRO:CG[1_556]	1.44	0.76
4:0:149:THR:O	4:X:327:ILE:CG2[1_556]	1.44	0.76
4:2:68:LYS:CB	4:Z:59:GLN:CG[1_556]	1.44	0.76
4:2:372:ARG:CZ	4:Z:142:LEU:O[1_556]	1.44	0.76
4:2:362:TYR:OH	4:Z:22:ALA:CA[1_556]	1.44	0.76
4:1:272:ALA:O	4:Y:269:MET:C[1_556]	1.44	0.76
4:2:170:ALA:O	4:Z:151:ILE:CG1[1_556]	1.44	0.76
4:2:206:ARG:CZ	4:Z:190:MET:CE[1_556]	1.44	0.76
4:2:296:ASN:O	4:Z:317:ILE:N[1_556]	1.44	0.76
4:1:252:ASN:C	4:X:113:LYS:CG[1_556]	1.44	0.76
4:0:68:LYS:CB	4:X:59:GLN:CG[1_556]	1.44	0.76
4:0:301:GLY:O	4:X:218:TYR:O[1_556]	1.44	0.76
4:1:161:HIS:CB	4:Y:274:ILE:CG1[1_556]	1.45	0.75
4:2:79:TRP:CZ3	4:Z:18:LYS:CB[1_556]	1.45	0.75
4:1:298:VAL:N	4:Y:312:ARG:O[1_556]	1.45	0.75
4:0:366:GLY:CA	4:X:347:ALA:O[1_556]	1.45	0.75
4:2:110:LEU:CD2	4:Z:162:ASN:N[1_556]	1.45	0.75
4:0:172:PRO:CG	4:X:164:PRO:CG[1_556]	1.45	0.75
4:1:299:MET:N	4:Y:312:ARG:CB[1_556]	1.45	0.75
4:2:121:GLN:CD	4:Z:20:GLY:O[1_556]	1.45	0.75
4:1:16:LEU:CD2	4:Y:214:GLU:N[1_556]	1.45	0.75
4:2:39:ARG:O	4:X:166:TYR:CE2[1_556]	1.45	0.75
4:2:183:ARG:O	4:Z:187:ASP:C[1_556]	1.45	0.75
4:0:270:GLU:CD	4:W:286:ASP:CB[1_556]	1.45	0.75
4:2:295:ALA:CA	4:Z:319:ALA:CA[1_556]	1.45	0.75
4:0:182:GLY:O	4:X:188:TYR:C[1_556]	1.45	0.75
4:1:229:THR:O	4:X:368:SER:C[1_556]	1.45	0.75

Continued on next page...

Continued from previous page...

Atom-1	Atom-2	Interatomic distance (Å)	Clash overlap (Å)
4:0:211:ASP:OD1	4:X:249:THR:O[1_556]	1.45	0.75
4:0:149:THR:C	4:X:327:ILE:CG2[1_556]	1.45	0.75
4:0:165:ILE:CG2	4:X:297:ASN:CB[1_556]	1.45	0.75
4:1:291:LYS:CE	4:Y:322:PRO:CA[1_556]	1.45	0.75
4:0:77:THR:CB	4:X:15:GLY:N[1_556]	1.45	0.75
4:1:282:ILE:CG1	4:Y:320:LEU:CD1[1_556]	1.45	0.75
4:0:167:GLU:OE2	4:X:326:LYS:C[1_556]	1.45	0.75
4:2:298:VAL:CG1	4:Z:312:ARG:CA[1_556]	1.45	0.75
4:2:297:ASN:N	4:Z:315:LYS:O[1_556]	1.45	0.75
4:0:151:ILE:CG1	4:X:275:HIS:C[1_556]	1.45	0.75
4:2:253:GLU:CD	4:Y:113:LYS:N[1_556]	1.45	0.75
4:1:111:ASN:CA	4:Y:154:ASP:OD2[1_556]	1.45	0.75
4:0:62:ARG:CG	4:X:204:ALA:C[1_556]	1.45	0.75
4:0:297:ASN:CG	4:X:316:GLU:CD[1_556]	1.45	0.75
4:1:141:SER:O	4:Y:311:ASP:N[1_556]	1.45	0.75
4:2:151:ILE:CG1	4:Z:275:HIS:C[1_556]	1.45	0.75
4:2:367:PRO:C	4:Z:343:GLY:O[1_556]	1.45	0.75
4:0:105:LEU:CA	4:X:334:GLU:CA[1_556]	1.45	0.75
4:2:214:GLU:CD	4:Z:250:ILE:CG2[1_556]	1.45	0.75
4:1:125:GLU:CB	4:Y:21:PHE:N[1_556]	1.45	0.75
4:1:154:ASP:OD2	4:Y:309:ILE:CD1[1_556]	1.45	0.75
4:0:78:ASN:CG	4:X:32:PRO:C[1_556]	1.45	0.75
4:2:164:PRO:CD	4:Z:278:THR:N[1_556]	1.45	0.75
4:2:63:GLY:CA	4:X:289:ILE:N[1_556]	1.45	0.75
4:0:12:ASN:OD1	4:X:336:LYS:CD[1_556]	1.45	0.75
4:1:173:HIS:N	4:Y:281:SER:OG[1_556]	1.45	0.75
4:2:105:LEU:CA	4:Z:334:GLU:CA[1_556]	1.45	0.75
4:0:186:THR:C	4:X:191:LYS:C[1_556]	1.45	0.75
4:0:362:TYR:OH	4:X:22:ALA:CA[1_556]	1.45	0.75
4:1:338:SER:CB	4:Y:308:GLY:N[1_556]	1.45	0.75
4:1:165:ILE:CB	4:Y:297:ASN:CG[1_556]	1.45	0.75
4:3:196:ARG:N	4:Z:75:ILE:CD1[1_556]	1.45	0.75
4:3:267:ILE:N	4:Z:173:HIS:CA[1_556]	1.45	0.75
4:3:252:ASN:C	4:Z:113:LYS:CG[1_556]	1.45	0.75
4:1:178:LEU:CB	4:Y:180:LEU:CD2[1_556]	1.45	0.75
4:0:230:ALA:N	4:W:368:SER:O[1_556]	1.45	0.75
4:0:162:ASN:O	4:X:274:ILE:O[1_556]	1.45	0.75
4:2:206:ARG:CG	4:Z:200:PHE:C[1_556]	1.45	0.75
4:1:154:ASP:O	4:Y:261:LEU:CG[1_556]	1.45	0.75
4:0:291:LYS:CE	4:X:322:PRO:CB[1_556]	1.45	0.75
4:2:265:SER:CA	4:Y:173:HIS:CE1[1_556]	1.45	0.75

Continued on next page...

Continued from previous page...

Atom-1	Atom-2	Interatomic distance (Å)	Clash overlap (Å)
4:1:68:LYS:CB	4:Y:59:GLN:CG[1_556]	1.45	0.75
4:1:119:MET:O	4:Y:340:TRP:CE3[1_556]	1.45	0.75
4:1:136:ILE:C	4:Y:299:MET:CA[1_556]	1.45	0.75
4:2:79:TRP:CG	4:Z:17:VAL:CG1[1_556]	1.45	0.75
4:2:182:GLY:O	4:Z:188:TYR:C[1_556]	1.46	0.74
4:0:72:GLU:C	4:X:157:ASP:C[1_556]	1.46	0.74
4:0:297:ASN:N	4:X:315:LYS:O[1_556]	1.46	0.74
4:0:296:ASN:O	4:X:317:ILE:N[1_556]	1.46	0.74
4:0:79:TRP:CZ3	4:X:18:LYS:CB[1_556]	1.46	0.74
4:2:281:SER:CB	4:Z:276:GLU:O[1_556]	1.46	0.74
4:3:229:THR:O	4:Z:368:SER:C[1_556]	1.46	0.74
4:0:74:GLY:N	4:X:156:GLY:C[1_556]	1.46	0.74
4:2:141:SER:O	4:Z:311:ASP:N[1_556]	1.46	0.74
4:2:336:LYS:NZ	4:Z:254:ARG:CZ[1_556]	1.46	0.74
4:0:265:SER:CA	4:W:173:HIS:CE1[1_556]	1.46	0.74
4:2:277:THR:CB	4:Z:272:ALA:C[1_556]	1.46	0.74
4:0:68:LYS:CG	4:X:59:GLN:NE2[1_556]	1.46	0.74
4:0:231:ALA:CB	4:W:369:ILE:C[1_556]	1.46	0.74
4:1:74:GLY:N	4:Y:156:GLY:C[1_556]	1.46	0.74
4:0:206:ARG:CG	4:X:200:PHE:C[1_556]	1.46	0.74
4:2:12:ASN:OD1	4:Z:336:LYS:CD[1_556]	1.46	0.74
4:1:261:LEU:CG	4:Y:266:PHE:CD2[1_556]	1.46	0.74
4:0:183:ARG:O	4:X:187:ASP:C[1_556]	1.46	0.74
4:3:267:ILE:N	4:Z:173:HIS:N[1_556]	1.46	0.74
4:1:78:ASN:CB	4:Y:33:SER:N[1_556]	1.46	0.74
4:2:166:TYR:CZ	4:Z:325:MET:SD[1_556]	1.46	0.74
4:0:215:LYS:CE	4:X:237:GLU:OE1[1_556]	1.46	0.74
4:0:125:GLU:CG	4:X:21:PHE:C[1_556]	1.46	0.74
4:2:306:TYR:C	4:Z:227:MET:SD[1_556]	1.46	0.74
4:2:206:ARG:CG	4:Z:200:PHE:N[1_556]	1.46	0.74
4:3:230:ALA:O	4:Z:367:PRO:C[1_556]	1.46	0.74
4:1:208:ILE:CA	4:Y:198:TYR:CD1[1_556]	1.46	0.74
4:2:233:SER:CB	4:Y:367:PRO:CA[1_556]	1.46	0.74
4:2:336:LYS:CB	4:Z:218:TYR:CB[1_556]	1.46	0.74
4:0:233:SER:CB	4:W:367:PRO:CA[1_556]	1.46	0.74
4:2:297:ASN:OD1	4:Z:316:GLU:OE1[1_556]	1.46	0.74
4:1:297:ASN:CG	4:Y:316:GLU:CD[1_556]	1.46	0.74
4:1:107:GLU:CD	4:Y:141:SER:OG[1_556]	1.46	0.74
4:2:169:TYR:CD1	4:Z:150:GLY:CA[1_556]	1.46	0.74
4:2:267:ILE:N	4:Y:173:HIS:CA[1_556]	1.46	0.74
4:2:270:GLU:CD	4:Y:286:ASP:CB[1_556]	1.46	0.74

Continued on next page...

Continued from previous page...

Atom-1	Atom-2	Interatomic distance (Å)	Clash overlap (Å)
4:1:115:ASN:CA	4:Y:11:ASP:CG[1_556]	1.46	0.74
4:0:149:THR:N	4:X:327:ILE:CB[1_556]	1.46	0.74
4:1:104:LEU:CG	4:Y:334:GLU:OE2[1_556]	1.46	0.74
4:0:281:SER:CB	4:X:276:GLU:O[1_556]	1.46	0.74
4:1:134:VAL:CG2	4:Y:338:SER:CA[1_556]	1.46	0.74
4:2:332:PRO:CB	4:Z:221:LEU:CG[1_556]	1.46	0.74
4:0:367:PRO:C	4:X:343:GLY:O[1_556]	1.46	0.74
4:1:280:ASN:O	4:Y:280:ASN:OD1[1_556]	1.46	0.74
4:1:70:PRO:O	4:Y:15:GLY:C[1_556]	1.46	0.74
4:2:161:HIS:CB	4:Z:274:ILE:CD1[1_556]	1.46	0.74
4:2:164:PRO:CB	4:Z:278:THR:C[1_556]	1.46	0.74
4:1:233:SER:CB	4:X:367:PRO:CA[1_556]	1.46	0.74
4:1:364:GLU:CA	4:Y:348:SER:O[1_556]	1.46	0.74
4:2:77:THR:CB	4:Z:15:GLY:N[1_556]	1.46	0.74
4:3:63:GLY:CA	4:Y:288:ASP:C[1_556]	1.46	0.74
4:1:149:THR:OG1	4:Y:327:ILE:CA[1_556]	1.46	0.74
4:1:72:GLU:C	4:Y:157:ASP:C[1_556]	1.46	0.74
4:1:160:THR:N	4:Y:180:LEU:CD1[1_556]	1.46	0.74
4:2:306:TYR:N	4:Z:255:PHE:CD1[1_556]	1.46	0.74
4:0:300:SER:CA	4:X:219:VAL:CB[1_556]	1.46	0.74
4:2:168:GLY:N	4:Z:296:ASN:N[1_556]	1.46	0.74
4:2:300:SER:CA	4:Z:219:VAL:CB[1_556]	1.46	0.74
4:0:113:LYS:N	4:X:137:GLN:CA[1_556]	1.46	0.74
4:0:104:LEU:CG	4:X:334:GLU:OE2[1_556]	1.46	0.74
4:3:233:SER:CB	4:Z:367:PRO:CA[1_556]	1.46	0.74
4:2:167:GLU:OE2	4:Z:326:LYS:C[1_556]	1.46	0.74
4:0:121:GLN:CD	4:X:20:GLY:O[1_556]	1.46	0.74
4:1:292:ASP:CA	4:Y:321:ALA:O[1_556]	1.46	0.74
4:1:116:ARG:CG	4:Y:339:VAL:CA[1_556]	1.46	0.74
4:1:112:PRO:N	4:Y:137:GLN:OE1[1_556]	1.46	0.74
4:2:172:PRO:CG	4:Z:164:PRO:CG[1_556]	1.46	0.74
4:0:307:PRO:O	4:X:227:MET:CB[1_556]	1.46	0.74
4:1:365:ALA:CA	4:Y:349:LEU:CA[1_556]	1.46	0.74
4:0:206:ARG:CZ	4:X:190:MET:CE[1_556]	1.46	0.74
4:2:72:GLU:C	4:Z:157:ASP:C[1_556]	1.46	0.74
4:1:174:ALA:O	4:Y:277:THR:O[1_556]	1.46	0.74
4:0:126:THR:CG2	4:X:28:ARG:CB[1_556]	1.46	0.74
4:2:307:PRO:CA	4:Z:227:MET:N[1_556]	1.46	0.74
4:2:231:ALA:CB	4:Y:369:ILE:C[1_556]	1.46	0.74
4:2:298:VAL:CA	4:Z:312:ARG:C[1_556]	1.46	0.74
4:2:62:ARG:CG	4:Z:204:ALA:C[1_556]	1.47	0.73

Continued on next page...

Continued from previous page...

Atom-1	Atom-2	Interatomic distance (Å)	Clash overlap (Å)
4:0:292:ASP:CA	4:X:321:ALA:O[1_556]	1.47	0.73
4:0:365:ALA:CA	4:X:349:LEU:N[1_556]	1.47	0.73
4:2:278:THR:O	4:Z:276:GLU:CB[1_556]	1.47	0.73
4:2:206:ARG:CG	4:Z:200:PHE:CB[1_556]	1.47	0.73
4:2:307:PRO:O	4:Z:227:MET:CB[1_556]	1.47	0.73
4:2:365:ALA:CA	4:Z:349:LEU:N[1_556]	1.47	0.73
4:2:142:LEU:CB	4:Z:329:ILE:CG1[1_556]	1.47	0.73
4:0:307:PRO:CA	4:X:227:MET:N[1_556]	1.47	0.73
4:0:295:ALA:CA	4:X:319:ALA:CA[1_556]	1.47	0.73
4:0:114:ALA:O	4:X:106:THR:CG2[1_556]	1.47	0.73
4:2:372:ARG:CZ	4:Z:145:SER:N[1_556]	1.47	0.73
4:4:39:ARG:O	4:Z:166:TYR:CE2[1_556]	1.47	0.73
4:0:197:GLY:O	4:W:75:ILE:C[1_556]	1.47	0.73
4:1:119:MET:CG	4:Y:340:TRP:CB[1_556]	1.47	0.73
4:3:256:ARG:NH2	4:Z:111:ASN:O[1_556]	1.47	0.73
4:2:37:ARG:CB	4:Z:60:SER:OG[1_556]	1.47	0.73
4:0:159:VAL:CG1	4:X:181:ALA:N[1_556]	1.47	0.73
4:1:267:ILE:N	4:X:173:HIS:N[1_556]	1.47	0.73
4:1:303:THR:CA	4:Y:257:CYS:N[1_556]	1.47	0.73
4:2:305:MET:CA	4:Z:255:PHE:CB[1_556]	1.47	0.73
4:2:186:THR:C	4:Z:191:LYS:C[1_556]	1.47	0.73
4:2:113:LYS:N	4:Z:137:GLN:CA[1_556]	1.47	0.73
4:2:230:ALA:N	4:Y:368:SER:O[1_556]	1.47	0.73
4:0:134:VAL:CG2	4:X:338:SER:CA[1_556]	1.47	0.73
4:1:252:ASN:CA	4:X:113:LYS:CB[1_556]	1.47	0.73
4:0:163:VAL:O	4:X:313:MET:CE[1_556]	1.47	0.73
4:2:305:MET:C	4:Z:255:PHE:CG[1_556]	1.47	0.73
4:1:290:ARG:CB	4:Y:279:TYR:OH[1_556]	1.47	0.73
4:1:16:LEU:CG	4:Y:214:GLU:C[1_556]	1.47	0.73
4:1:256:ARG:NH2	4:X:111:ASN:O[1_556]	1.47	0.73
4:0:142:LEU:CB	4:X:329:ILE:CG1[1_556]	1.47	0.73
4:2:162:ASN:O	4:Z:274:ILE:O[1_556]	1.47	0.73
4:0:297:ASN:OD1	4:X:316:GLU:OE1[1_556]	1.47	0.73
4:0:300:SER:N	4:X:219:VAL:CG1[1_556]	1.47	0.73
4:2:119:MET:CG	4:Z:340:TRP:CB[1_556]	1.47	0.73
4:0:79:TRP:CG	4:X:17:VAL:CG1[1_556]	1.47	0.73
4:2:116:ARG:O	4:Z:340:TRP:CA[1_556]	1.47	0.73
4:2:112:PRO:CA	4:Z:137:GLN:CD[1_556]	1.47	0.73
4:0:206:ARG:CG	4:X:200:PHE:CB[1_556]	1.47	0.73
4:1:197:GLY:O	4:X:75:ILE:O[1_556]	1.47	0.73
4:2:82:MET:N	4:Z:31:PHE:N[1_556]	1.47	0.73

Continued on next page...

Continued from previous page...

Atom-1	Atom-2	Interatomic distance (Å)	Clash overlap (Å)
4:2:180:LEU:CD1	4:Z:267:ILE:CB[1_556]	1.47	0.73
4:1:270:GLU:CD	4:X:286:ASP:CA[1_556]	1.47	0.73
4:2:116:ARG:CA	4:Z:339:VAL:C[1_556]	1.47	0.73
4:1:213:LYS:CD	4:Y:192:ILE:CB[1_556]	1.47	0.73
4:0:164:PRO:CB	4:X:278:THR:C[1_556]	1.47	0.73
4:0:12:ASN:O	4:X:302:GLY:CA[1_556]	1.47	0.73
4:1:78:ASN:CB	4:Y:32:PRO:CA[1_556]	1.47	0.73
4:1:76:ILE:O	4:Y:13:GLY:CA[1_556]	1.47	0.73
4:1:214:GLU:OE1	4:Y:250:ILE:CB[1_556]	1.47	0.73
4:0:299:MET:N	4:X:312:ARG:CD[1_556]	1.47	0.73
4:2:114:ALA:O	4:Z:106:THR:CG2[1_556]	1.47	0.73
4:0:116:ARG:O	4:X:340:TRP:CA[1_556]	1.47	0.73
4:0:63:GLY:CA	4:V:289:ILE:N[1_556]	1.47	0.73
4:2:300:SER:N	4:Z:219:VAL:CG1[1_556]	1.47	0.73
4:2:163:VAL:O	4:Z:313:MET:CE[1_556]	1.47	0.73
4:1:206:ARG:CG	4:Y:200:PHE:N[1_556]	1.47	0.73
4:2:68:LYS:CG	4:Z:59:GLN:NE2[1_556]	1.47	0.73
4:2:78:ASN:CG	4:Z:32:PRO:C[1_556]	1.47	0.73
4:3:39:ARG:O	4:Y:166:TYR:CE2[1_556]	1.47	0.73
4:2:291:LYS:CE	4:Z:322:PRO:CA[1_556]	1.47	0.73
4:2:112:PRO:N	4:Z:137:GLN:OE1[1_556]	1.47	0.73
4:2:267:ILE:N	4:Y:173:HIS:CG[1_556]	1.47	0.73
4:0:68:LYS:CE	4:X:59:GLN:CB[1_556]	1.47	0.73
4:3:197:GLY:O	4:Z:75:ILE:O[1_556]	1.47	0.73
4:0:267:ILE:N	4:W:173:HIS:CA[1_556]	1.47	0.73
4:1:30:VAL:O	4:Y:215:LYS:CE[1_556]	1.47	0.73
4:0:122:ILE:CG1	4:X:19:ALA:CA[1_556]	1.47	0.73
4:1:336:LYS:CB	4:Y:218:TYR:CB[1_556]	1.47	0.73
4:2:233:SER:N	4:Y:367:PRO:N[1_556]	1.47	0.73
4:0:169:TYR:CD1	4:X:150:GLY:CA[1_556]	1.47	0.73
4:2:12:ASN:O	4:Z:302:GLY:CA[1_556]	1.47	0.73
4:2:215:LYS:CE	4:Z:237:GLU:OE1[1_556]	1.47	0.73
4:0:230:ALA:C	4:W:367:PRO:O[1_556]	1.47	0.73
4:0:180:LEU:CD1	4:X:267:ILE:CB[1_556]	1.47	0.73
4:0:306:TYR:N	4:X:255:PHE:CD1[1_556]	1.47	0.73
4:2:122:ILE:CG1	4:Z:19:ALA:CA[1_556]	1.47	0.73
4:0:267:ILE:N	4:W:173:HIS:CG[1_556]	1.47	0.73
4:2:197:GLY:O	4:Y:75:ILE:C[1_556]	1.47	0.73
4:1:277:THR:CB	4:Y:272:ALA:C[1_556]	1.47	0.73
4:2:159:VAL:CG1	4:Z:181:ALA:N[1_556]	1.47	0.73
4:1:149:THR:N	4:Y:327:ILE:CB[1_556]	1.47	0.73

Continued on next page...

Continued from previous page...

Atom-1	Atom-2	Interatomic distance (Å)	Clash overlap (Å)
4:1:68:LYS:CD	4:Y:59:GLN:CB[1_556]	1.48	0.72
4:1:68:LYS:CE	4:Y:59:GLN:CB[1_556]	1.48	0.72
4:1:298:VAL:CA	4:Y:312:ARG:C[1_556]	1.48	0.72
4:0:372:ARG:CZ	4:X:145:SER:N[1_556]	1.48	0.72
4:0:30:VAL:O	4:X:215:LYS:CD[1_556]	1.48	0.72
4:0:81:ASP:CG	4:X:32:PRO:CD[1_556]	1.48	0.72
4:0:210:ARG:CD	4:X:193:LEU:CD2[1_556]	1.48	0.72
4:0:116:ARG:O	4:X:339:VAL:O[1_556]	1.48	0.72
4:1:277:THR:CB	4:Y:272:ALA:CA[1_556]	1.48	0.72
4:1:107:GLU:CG	4:Y:300:SER:OG[1_556]	1.48	0.72
4:0:357:ILE:CB	4:X:345:ILE:CD1[1_556]	1.48	0.72
4:2:10:CYS:SG	4:Z:336:LYS:NZ[1_556]	1.48	0.72
4:1:79:TRP:CD2	4:Y:17:VAL:C[1_556]	1.48	0.72
4:0:277:THR:CB	4:X:272:ALA:C[1_556]	1.48	0.72
4:2:125:GLU:CG	4:Z:21:PHE:C[1_556]	1.48	0.72
4:2:126:THR:CG2	4:Z:28:ARG:CB[1_556]	1.48	0.72
4:0:291:LYS:CE	4:X:322:PRO:CA[1_556]	1.48	0.72
4:1:183:ARG:C	4:Y:187:ASP:O[1_556]	1.48	0.72
4:2:292:ASP:CA	4:Z:321:ALA:O[1_556]	1.48	0.72
4:0:10:CYS:SG	4:X:336:LYS:NZ[1_556]	1.48	0.72
4:1:166:TYR:CZ	4:Y:325:MET:SD[1_556]	1.48	0.72
4:1:307:PRO:CB	4:Y:227:MET:C[1_556]	1.48	0.72
4:0:112:PRO:CA	4:X:137:GLN:CD[1_556]	1.48	0.72
4:2:149:THR:N	4:Z:327:ILE:CB[1_556]	1.48	0.72
4:1:206:ARG:N	4:Y:199:SER:C[1_556]	1.48	0.72
4:1:337:TYR:CB	4:Y:307:PRO:CB[1_556]	1.48	0.72
4:1:230:ALA:O	4:X:367:PRO:C[1_556]	1.48	0.72
4:0:116:ARG:CA	4:X:339:VAL:C[1_556]	1.48	0.72
4:0:168:GLY:N	4:X:296:ASN:N[1_556]	1.48	0.72
4:2:106:THR:O	4:Z:336:LYS:CA[1_556]	1.48	0.72
4:0:129:VAL:O	4:X:25:ASP:OD2[1_556]	1.48	0.72
4:1:277:THR:OG1	4:Y:272:ALA:N[1_556]	1.48	0.72
4:0:303:THR:OG1	4:X:257:CYS:C[1_556]	1.48	0.72
4:2:81:ASP:OD1	4:Z:56:ASP:CG[1_556]	1.48	0.72
4:0:136:ILE:C	4:X:299:MET:CA[1_556]	1.48	0.72
4:0:140:LEU:CG	4:X:331:ALA:CB[1_556]	1.48	0.72
4:0:233:SER:N	4:W:367:PRO:N[1_556]	1.48	0.72
4:1:112:PRO:CA	4:Y:137:GLN:CD[1_556]	1.48	0.72
4:0:72:GLU:O	4:X:158:GLY:N[1_556]	1.48	0.72
4:0:251:GLY:N	4:W:114:ALA:CA[1_556]	1.48	0.72
4:2:303:THR:OG1	4:Z:257:CYS:C[1_556]	1.48	0.72

Continued on next page...

Continued from previous page...

Atom-1	Atom-2	Interatomic distance (Å)	Clash overlap (Å)
4:0:116:ARG:CG	4:X:339:VAL:CA[1_556]	1.48	0.72
4:0:37:ARG:CB	4:X:60:SER:OG[1_556]	1.48	0.72
4:1:125:GLU:CG	4:Y:21:PHE:C[1_556]	1.48	0.72
4:1:78:ASN:OD1	4:Y:32:PRO:O[1_556]	1.48	0.72
4:1:214:GLU:OE1	4:Y:250:ILE:CG1[1_556]	1.48	0.72
4:1:271:SER:OG	4:Y:269:MET:CA[1_556]	1.48	0.72
4:1:261:LEU:CD1	4:Y:266:PHE:CG[1_556]	1.48	0.72
4:2:196:ARG:N	4:Y:75:ILE:CD1[1_556]	1.48	0.72
4:3:270:GLU:CD	4:Z:286:ASP:CA[1_556]	1.48	0.72
4:2:154:ASP:O	4:Z:261:LEU:CG[1_556]	1.48	0.72
4:1:81:ASP:CG	4:Y:32:PRO:CD[1_556]	1.48	0.72
4:0:267:ILE:N	4:W:173:HIS:N[1_556]	1.48	0.72
4:1:162:ASN:OD1	4:Y:274:ILE:N[1_556]	1.48	0.72
4:1:114:ALA:O	4:Y:106:THR:CG2[1_556]	1.48	0.72
4:0:112:PRO:N	4:X:137:GLN:OE1[1_556]	1.48	0.72
4:2:119:MET:O	4:Z:340:TRP:CD2[1_556]	1.48	0.72
4:0:74:GLY:O	4:X:156:GLY:CA[1_556]	1.48	0.72
4:1:211:ASP:N	4:Y:193:LEU:CD1[1_556]	1.48	0.72
4:1:185:LEU:CG	4:Y:188:TYR:CD1[1_556]	1.48	0.72
4:1:208:ILE:CG1	4:Y:198:TYR:CD1[1_556]	1.48	0.72
4:2:116:ARG:CG	4:Z:339:VAL:CA[1_556]	1.48	0.72
4:0:106:THR:O	4:X:336:LYS:CA[1_556]	1.48	0.72
4:2:136:ILE:C	4:Z:299:MET:CA[1_556]	1.48	0.72
4:0:186:THR:CA	4:X:192:ILE:N[1_556]	1.48	0.72
4:0:82:MET:N	4:X:31:PHE:N[1_556]	1.48	0.72
4:0:154:ASP:O	4:X:261:LEU:CG[1_556]	1.48	0.72
4:0:362:TYR:CE2	4:X:23:GLY:N[1_556]	1.48	0.72
4:3:230:ALA:C	4:Z:367:PRO:O[1_556]	1.48	0.72
4:1:300:SER:CA	4:Y:219:VAL:CB[1_556]	1.48	0.72
4:2:114:ALA:CA	4:Z:106:THR:CG2[1_556]	1.49	0.71
4:0:278:THR:O	4:X:276:GLU:CB[1_556]	1.49	0.71
4:0:303:THR:CA	4:X:257:CYS:N[1_556]	1.49	0.71
4:0:136:ILE:CB	4:X:299:MET:CA[1_556]	1.49	0.71
4:0:125:GLU:CB	4:X:21:PHE:N[1_556]	1.49	0.71
4:0:78:ASN:OD1	4:X:32:PRO:O[1_556]	1.49	0.71
4:2:230:ALA:C	4:Y:367:PRO:O[1_556]	1.49	0.71
4:3:252:ASN:CA	4:Z:113:LYS:CB[1_556]	1.49	0.71
4:2:195:GLU:C	4:Y:75:ILE:CD1[1_556]	1.49	0.71
4:2:81:ASP:CG	4:Z:32:PRO:CD[1_556]	1.49	0.71
4:0:298:VAL:CA	4:X:312:ARG:C[1_556]	1.49	0.71
4:2:357:ILE:CB	4:Z:345:ILE:CD1[1_556]	1.49	0.71

Continued on next page...

Continued from previous page...

Atom-1	Atom-2	Interatomic distance (Å)	Clash overlap (Å)
4:3:253:GLU:OE1	4:Z:113:LYS:N[1_556]	1.49	0.71
4:1:32:PRO:CG	4:Y:211:ASP:CG[1_556]	1.49	0.71
4:0:364:GLU:CA	4:X:348:SER:O[1_556]	1.49	0.71
4:1:281:SER:OG	4:Y:276:GLU:C[1_556]	1.49	0.71
4:2:116:ARG:O	4:Z:339:VAL:O[1_556]	1.49	0.71
4:1:206:ARG:CG	4:Y:200:PHE:CB[1_556]	1.49	0.71
4:0:81:ASP:OD1	4:X:56:ASP:CG[1_556]	1.49	0.71
4:1:116:ARG:O	4:Y:339:VAL:O[1_556]	1.49	0.71
4:0:305:MET:CA	4:X:255:PHE:CB[1_556]	1.49	0.71
4:2:362:TYR:CE2	4:Z:23:GLY:N[1_556]	1.49	0.71
4:0:305:MET:C	4:X:255:PHE:CG[1_556]	1.49	0.71
4:0:180:LEU:CB	4:X:267:ILE:CG1[1_556]	1.49	0.71
4:2:299:MET:N	4:Z:312:ARG:CD[1_556]	1.49	0.71
4:1:171:LEU:C	4:Y:151:ILE:CD1[1_556]	1.49	0.71
4:0:72:GLU:N	4:X:157:ASP:OD2[1_556]	1.49	0.71
4:2:134:VAL:CG2	4:Z:338:SER:CA[1_556]	1.49	0.71
4:0:119:MET:CG	4:X:340:TRP:CB[1_556]	1.49	0.71
4:2:30:VAL:O	4:Z:215:LYS:CD[1_556]	1.49	0.71
4:0:303:THR:C	4:X:255:PHE:O[1_556]	1.49	0.71
4:1:253:GLU:OE1	4:X:113:LYS:N[1_556]	1.49	0.71
4:2:335:ARG:NE	4:Z:220:ALA:CB[1_556]	1.49	0.71
4:2:267:ILE:N	4:Y:173:HIS:N[1_556]	1.49	0.71
4:0:104:LEU:O	4:X:334:GLU:CA[1_556]	1.49	0.71
4:1:305:MET:CA	4:Y:255:PHE:CB[1_556]	1.49	0.71
4:0:157:ASP:C	4:X:185:LEU:CB[1_556]	1.49	0.71
4:0:107:GLU:CG	4:X:300:SER:OG[1_556]	1.49	0.71
4:0:372:ARG:N	4:X:143:TYR:CB[1_556]	1.49	0.71
4:2:109:PRO:C	4:Z:154:ASP:CA[1_556]	1.49	0.71
4:1:39:ARG:O	4:W:166:TYR:CE2[1_556]	1.49	0.71
4:2:206:ARG:N	4:Z:199:SER:C[1_556]	1.49	0.71
4:2:72:GLU:O	4:Z:158:GLY:N[1_556]	1.49	0.71
4:0:214:GLU:N	4:X:253:GLU:OE1[1_556]	1.49	0.71
4:2:104:LEU:O	4:Z:334:GLU:CA[1_556]	1.49	0.71
4:2:177:ARG:CB	4:Z:178:LEU:O[1_556]	1.49	0.71
4:2:277:THR:CA	4:Z:272:ALA:CA[1_556]	1.49	0.71
4:0:150:GLY:O	4:X:317:ILE:CG2[1_556]	1.49	0.71
4:1:62:ARG:CG	4:Y:204:ALA:C[1_556]	1.49	0.71
4:1:169:TYR:N	4:Y:296:ASN:CA[1_556]	1.49	0.71
4:2:166:TYR:C	4:Z:295:ALA:N[1_556]	1.49	0.71
4:0:151:ILE:N	4:X:317:ILE:N[1_556]	1.49	0.71
4:2:68:LYS:CE	4:Z:59:GLN:CB[1_556]	1.49	0.71

Continued on next page...

Continued from previous page...

Atom-1	Atom-2	Interatomic distance (Å)	Clash overlap (Å)
4:0:196:ARG:N	4:W:75:ILE:CD1[1_556]	1.49	0.71
4:0:281:SER:O	4:X:280:ASN:CG[1_556]	1.49	0.71
4:1:157:ASP:C	4:Y:185:LEU:CB[1_556]	1.49	0.71
4:2:251:GLY:N	4:Y:114:ALA:CA[1_556]	1.49	0.71
4:2:208:ILE:CG2	4:Z:198:TYR:CD1[1_556]	1.49	0.71
4:1:306:TYR:CZ	4:Y:256:ARG:CB[1_556]	1.49	0.71
4:1:125:GLU:OE2	4:Y:7:ALA:O[1_556]	1.49	0.71
4:2:303:THR:C	4:Z:255:PHE:O[1_556]	1.49	0.71
4:0:77:THR:OG1	4:X:14:SER:O[1_556]	1.49	0.71
4:2:303:THR:CA	4:Z:257:CYS:N[1_556]	1.49	0.71
4:1:300:SER:C	4:Y:219:VAL:CB[1_556]	1.49	0.71
4:0:114:ALA:CA	4:X:106:THR:CG2[1_556]	1.49	0.71
4:1:166:TYR:CB	4:Y:294:TYR:CA[1_556]	1.49	0.71
4:1:233:SER:CA	4:X:367:PRO:CB[1_556]	1.49	0.71
4:2:113:LYS:CD	4:Z:136:ILE:N[1_556]	1.50	0.70
4:0:119:MET:O	4:X:340:TRP:CD2[1_556]	1.50	0.70
4:2:210:ARG:CD	4:Z:193:LEU:CD2[1_556]	1.50	0.70
4:2:16:LEU:CD1	4:Z:211:ASP:O[1_556]	1.50	0.70
4:1:372:ARG:CB	4:Y:143:TYR:N[1_556]	1.50	0.70
4:0:109:PRO:C	4:X:154:ASP:CA[1_556]	1.50	0.70
4:1:137:GLN:CD	4:Y:301:GLY:O[1_556]	1.50	0.70
4:0:335:ARG:NE	4:X:220:ALA:CB[1_556]	1.50	0.70
4:0:208:ILE:CG2	4:X:198:TYR:CD1[1_556]	1.50	0.70
4:1:169:TYR:O	4:Y:151:ILE:CG2[1_556]	1.50	0.70
4:2:129:VAL:O	4:Z:25:ASP:OD2[1_556]	1.50	0.70
4:1:210:ARG:CD	4:Y:193:LEU:CD2[1_556]	1.50	0.70
4:1:281:SER:CB	4:Y:276:GLU:O[1_556]	1.50	0.70
4:1:212:ILE:CG1	4:Y:196:ARG:C[1_556]	1.50	0.70
4:0:289:ILE:CD1	4:X:294:TYR:OH[1_556]	1.50	0.70
4:1:186:THR:CG2	4:Y:190:MET:C[1_556]	1.50	0.70
4:1:367:PRO:C	4:Y:343:GLY:O[1_556]	1.50	0.70
4:1:110:LEU:CD2	4:Y:162:ASN:N[1_556]	1.50	0.70
4:1:163:VAL:O	4:Y:313:MET:CE[1_556]	1.50	0.70
4:2:68:LYS:CG	4:Z:59:GLN:CB[1_556]	1.50	0.70
4:1:113:LYS:CD	4:Y:136:ILE:N[1_556]	1.50	0.70
4:2:126:THR:O	4:Z:28:ARG:NE[1_556]	1.50	0.70
4:1:186:THR:CA	4:Y:191:LYS:N[1_556]	1.50	0.70
4:1:286:ASP:O	4:Y:283:MET:CE[1_556]	1.50	0.70
4:0:16:LEU:CD1	4:X:211:ASP:O[1_556]	1.50	0.70
4:1:230:ALA:C	4:X:367:PRO:O[1_556]	1.50	0.70
4:1:11:ASP:CG	4:Y:305:MET:CG[1_556]	1.50	0.70

Continued on next page...

Continued from previous page...

Atom-1	Atom-2	Interatomic distance (Å)	Clash overlap (Å)
4:2:77:THR:OG1	4:Z:14:SER:O[1_556]	1.50	0.70
4:0:110:LEU:CG	4:X:161:HIS:C[1_556]	1.50	0.70
4:0:195:GLU:C	4:W:75:ILE:CD1[1_556]	1.50	0.70
4:2:136:ILE:CB	4:Z:299:MET:CA[1_556]	1.50	0.70
4:2:149:THR:N	4:Z:327:ILE:CA[1_556]	1.50	0.70
4:2:148:THR:CG2	4:Z:328:LYS:CB[1_556]	1.50	0.70
4:2:372:ARG:N	4:Z:143:TYR:CB[1_556]	1.50	0.70
4:2:72:GLU:N	4:Z:157:ASP:OD2[1_556]	1.50	0.70
4:1:16:LEU:CD1	4:Y:211:ASP:O[1_556]	1.50	0.70
4:1:366:GLY:N	4:Y:347:ALA:O[1_556]	1.50	0.70
4:0:184:ASP:N	4:X:188:TYR:CA[1_556]	1.50	0.70
4:1:140:LEU:CG	4:Y:331:ALA:CB[1_556]	1.50	0.70
4:0:214:GLU:OE1	4:X:250:ILE:CG1[1_556]	1.50	0.70
4:2:157:ASP:C	4:Z:185:LEU:CB[1_556]	1.50	0.70
4:2:233:SER:CA	4:Y:367:PRO:CB[1_556]	1.50	0.70
4:1:300:SER:N	4:Y:219:VAL:CG1[1_556]	1.50	0.70
4:1:338:SER:CB	4:Y:308:GLY:C[1_556]	1.50	0.70
4:2:151:ILE:CA	4:Z:317:ILE:CG2[1_556]	1.50	0.70
4:1:281:SER:CA	4:Y:280:ASN:OD1[1_556]	1.50	0.70
4:0:149:THR:N	4:X:327:ILE:CA[1_556]	1.50	0.70
4:1:214:GLU:CA	4:Y:253:GLU:CG[1_556]	1.50	0.70
4:2:140:LEU:CG	4:Z:331:ALA:CB[1_556]	1.50	0.70
4:2:74:GLY:O	4:Z:156:GLY:CA[1_556]	1.50	0.70
4:2:365:ALA:CB	4:Z:349:LEU:CA[1_556]	1.50	0.70
4:0:126:THR:O	4:X:28:ARG:NE[1_556]	1.50	0.70
4:1:215:LYS:CE	4:Y:237:GLU:OE1[1_556]	1.50	0.70
4:1:149:THR:N	4:Y:327:ILE:CA[1_556]	1.50	0.70
4:2:138:ALA:C	4:Z:299:MET:CE[1_556]	1.50	0.70
4:2:137:GLN:CD	4:Z:301:GLY:O[1_556]	1.50	0.70
4:2:191:LYS:NZ	4:Y:110:LEU:CD2[1_556]	1.50	0.70
4:0:177:ARG:CB	4:X:178:LEU:O[1_556]	1.50	0.70
4:1:303:THR:OG1	4:Y:257:CYS:C[1_556]	1.50	0.70
4:2:364:GLU:CA	4:Z:348:SER:O[1_556]	1.50	0.70
4:2:186:THR:CA	4:Z:192:ILE:N[1_556]	1.50	0.70
4:1:337:TYR:CB	4:Y:307:PRO:CG[1_556]	1.50	0.70
4:2:16:LEU:CD2	4:Z:214:GLU:N[1_556]	1.50	0.70
4:1:159:VAL:CB	4:Y:181:ALA:CA[1_556]	1.50	0.70
4:2:281:SER:O	4:Z:280:ASN:CG[1_556]	1.50	0.70
4:1:108:ALA:CB	4:Y:155:SER:C[1_556]	1.50	0.70
4:2:180:LEU:CB	4:Z:267:ILE:CG1[1_556]	1.50	0.70
4:1:227:MET:CA	4:X:372:ARG:C[1_556]	1.50	0.70

Continued on next page...

Continued from previous page...

Atom-1	Atom-2	Interatomic distance (Å)	Clash overlap (Å)
4:1:161:HIS:C	4:Y:274:ILE:CD1[1_556]	1.50	0.70
4:1:302:GLY:O	4:Y:255:PHE:CA[1_556]	1.51	0.69
4:2:107:GLU:CG	4:Z:300:SER:OG[1_556]	1.51	0.69
4:2:164:PRO:N	4:Z:278:THR:CG2[1_556]	1.51	0.69
4:0:209:VAL:CG1	4:X:194:THR:N[1_556]	1.51	0.69
4:0:272:ALA:O	4:X:269:MET:C[1_556]	1.51	0.69
4:1:286:ASP:OD2	4:Y:290:ARG:NE[1_556]	1.51	0.69
4:0:148:THR:CG2	4:X:328:LYS:CB[1_556]	1.51	0.69
4:2:171:LEU:CA	4:Z:151:ILE:CG1[1_556]	1.51	0.69
4:2:207:GLU:CA	4:Z:200:PHE:CE1[1_556]	1.51	0.69
4:1:286:ASP:N	4:Y:283:MET:CB[1_556]	1.51	0.69
4:0:213:LYS:CD	4:X:192:ILE:CB[1_556]	1.51	0.69
4:2:213:LYS:C	4:Z:253:GLU:CD[1_556]	1.51	0.69
4:0:206:ARG:N	4:X:199:SER:C[1_556]	1.51	0.69
4:2:78:ASN:OD1	4:Z:32:PRO:O[1_556]	1.51	0.69
4:0:166:TYR:C	4:X:295:ALA:N[1_556]	1.51	0.69
4:2:125:GLU:CB	4:Z:21:PHE:N[1_556]	1.51	0.69
4:3:227:MET:CA	4:Z:372:ARG:C[1_556]	1.51	0.69
4:1:207:GLU:CA	4:Y:200:PHE:CE1[1_556]	1.51	0.69
4:1:140:LEU:CD2	4:Y:331:ALA:CA[1_556]	1.51	0.69
4:2:272:ALA:O	4:Z:269:MET:C[1_556]	1.51	0.69
4:0:277:THR:CA	4:X:272:ALA:CA[1_556]	1.51	0.69
4:2:165:ILE:CB	4:Z:297:ASN:CG[1_556]	1.51	0.69
4:0:166:TYR:O	4:X:295:ALA:N[1_556]	1.51	0.69
4:0:113:LYS:CD	4:X:136:ILE:N[1_556]	1.51	0.69
4:2:150:GLY:O	4:Z:317:ILE:CG2[1_556]	1.51	0.69
4:2:302:GLY:C	4:Z:258:PRO:CD[1_556]	1.51	0.69
4:1:233:SER:O	4:X:367:PRO:CD[1_556]	1.51	0.69
4:1:66:THR:OG1	4:Y:61:LYS:N[1_556]	1.51	0.69
4:2:166:TYR:O	4:Z:295:ALA:N[1_556]	1.51	0.69
4:0:151:ILE:CA	4:X:317:ILE:CG2[1_556]	1.51	0.69
4:1:213:LYS:CG	4:Y:192:ILE:CB[1_556]	1.51	0.69
4:1:151:ILE:CA	4:Y:317:ILE:CG2[1_556]	1.51	0.69
4:1:214:GLU:N	4:Y:253:GLU:OE1[1_556]	1.51	0.69
4:1:37:ARG:NH1	4:Y:56:ASP:C[1_556]	1.51	0.69
4:0:197:GLY:C	4:W:75:ILE:CA[1_556]	1.51	0.69
4:2:151:ILE:N	4:Z:317:ILE:N[1_556]	1.51	0.69
4:2:233:SER:O	4:Y:367:PRO:CD[1_556]	1.51	0.69
4:2:214:GLU:OE1	4:Z:250:ILE:CG1[1_556]	1.51	0.69
4:1:122:ILE:CD1	4:Y:18:LYS:C[1_556]	1.51	0.69
4:0:166:TYR:O	4:X:294:TYR:C[1_556]	1.51	0.69

Continued on next page...

Continued from previous page...

Atom-1	Atom-2	Interatomic distance (Å)	Clash overlap (Å)
4:0:108:ALA:CB	4:X:155:SER:C[1_556]	1.51	0.69
4:2:305:MET:O	4:Z:255:PHE:CD1[1_556]	1.51	0.69
4:1:62:ARG:NH1	4:Y:204:ALA:O[1_556]	1.51	0.69
4:1:105:LEU:CD1	4:Y:337:TYR:CB[1_556]	1.51	0.69
4:2:371:HIS:CG	4:Z:140:LEU:CD2[1_556]	1.51	0.69
4:1:178:LEU:C	4:Y:180:LEU:CG[1_556]	1.51	0.69
4:3:233:SER:CA	4:Z:367:PRO:CB[1_556]	1.51	0.69
4:2:369:ILE:O	4:Z:143:TYR:CZ[1_556]	1.51	0.69
4:1:77:THR:CB	4:Y:15:GLY:N[1_556]	1.51	0.69
4:1:148:THR:CA	4:Y:328:LYS:CA[1_556]	1.51	0.69
4:1:154:ASP:CG	4:Y:309:ILE:CD1[1_556]	1.51	0.69
4:1:149:THR:CA	4:Y:327:ILE:CB[1_556]	1.51	0.69
4:3:231:ALA:CB	4:Z:369:ILE:C[1_556]	1.51	0.69
4:2:123:MET:CB	4:Z:26:ALA:N[1_556]	1.51	0.69
4:0:68:LYS:CG	4:X:59:GLN:CB[1_556]	1.51	0.69
4:1:106:THR:O	4:Y:336:LYS:CA[1_556]	1.51	0.69
4:2:214:GLU:N	4:Z:253:GLU:OE1[1_556]	1.51	0.69
4:2:110:LEU:CG	4:Z:161:HIS:C[1_556]	1.51	0.69
4:1:296:ASN:C	4:Y:315:LYS:C[1_556]	1.51	0.69
4:2:195:GLU:OE1	4:Y:110:LEU:CA[1_556]	1.51	0.69
4:1:107:GLU:C	4:Y:301:GLY:CA[1_556]	1.51	0.69
4:0:369:ILE:O	4:X:143:TYR:CZ[1_556]	1.51	0.69
4:0:136:ILE:C	4:X:299:MET:CB[1_556]	1.51	0.69
4:1:116:ARG:O	4:Y:340:TRP:CA[1_556]	1.51	0.69
4:0:181:ALA:O	4:X:188:TYR:CG[1_556]	1.51	0.69
4:0:170:ALA:C	4:X:151:ILE:CG2[1_556]	1.51	0.69
4:0:138:ALA:C	4:X:299:MET:CE[1_556]	1.51	0.69
4:1:301:GLY:O	4:Y:218:TYR:O[1_556]	1.52	0.68
4:2:289:ILE:CD1	4:Z:294:TYR:OH[1_556]	1.52	0.68
4:1:339:VAL:CG1	4:Y:335:ARG:NH2[1_556]	1.52	0.68
4:1:162:ASN:ND2	4:Y:273:GLY:C[1_556]	1.52	0.68
4:2:197:GLY:C	4:Y:75:ILE:CA[1_556]	1.52	0.68
4:0:207:GLU:CA	4:X:200:PHE:CE1[1_556]	1.52	0.68
4:2:125:GLU:O	4:Z:28:ARG:NH2[1_556]	1.52	0.68
4:1:338:SER:CB	4:Y:309:ILE:N[1_556]	1.52	0.68
4:1:109:PRO:N	4:Y:155:SER:N[1_556]	1.52	0.68
4:0:164:PRO:N	4:X:278:THR:CG2[1_556]	1.52	0.68
4:1:154:ASP:C	4:Y:261:LEU:CB[1_556]	1.52	0.68
4:3:196:ARG:NH2	4:Z:115:ASN:N[1_556]	1.52	0.68
4:2:209:VAL:CG1	4:Z:194:THR:N[1_556]	1.52	0.68
4:0:268:GLY:N	4:W:173:HIS:CD2[1_556]	1.52	0.68

Continued on next page...

Continued from previous page...

Atom-1	Atom-2	Interatomic distance (Å)	Clash overlap (Å)
4:1:372:ARG:CB	4:Y:143:TYR:CA[1_556]	1.52	0.68
4:2:174:ALA:N	4:Z:281:SER:CB[1_556]	1.52	0.68
4:2:184:ASP:N	4:Z:188:TYR:CA[1_556]	1.52	0.68
4:2:170:ALA:C	4:Z:151:ILE:CG2[1_556]	1.52	0.68
4:2:271:SER:O	4:Z:270:GLU:N[1_556]	1.52	0.68
4:0:233:SER:CA	4:W:367:PRO:CB[1_556]	1.52	0.68
4:1:229:THR:C	4:X:368:SER:CB[1_556]	1.52	0.68
4:1:196:ARG:NH2	4:X:115:ASN:N[1_556]	1.52	0.68
4:0:307:PRO:N	4:X:227:MET:SD[1_556]	1.52	0.68
4:0:125:GLU:O	4:X:28:ARG:NH2[1_556]	1.52	0.68
4:1:295:ALA:N	4:Y:319:ALA:O[1_556]	1.52	0.68
4:1:339:VAL:CA	4:Y:335:ARG:NH2[1_556]	1.52	0.68
4:3:229:THR:C	4:Z:368:SER:CB[1_556]	1.52	0.68
4:0:213:LYS:C	4:X:253:GLU:CD[1_556]	1.52	0.68
4:1:299:MET:SD	4:Y:312:ARG:NH1[1_556]	1.52	0.68
4:0:191:LYS:NZ	4:W:110:LEU:CD2[1_556]	1.52	0.68
4:1:286:ASP:O	4:Y:283:MET:CG[1_556]	1.52	0.68
4:0:302:GLY:C	4:X:258:PRO:CD[1_556]	1.52	0.68
4:0:33:SER:OG	4:X:214:GLU:OE2[1_556]	1.52	0.68
4:0:169:TYR:CE1	4:X:150:GLY:C[1_556]	1.52	0.68
4:2:211:ASP:N	4:Z:193:LEU:CD1[1_556]	1.52	0.68
4:1:205:GLU:C	4:Y:199:SER:N[1_556]	1.52	0.68
4:2:252:ASN:C	4:Y:113:LYS:CG[1_556]	1.52	0.68
4:0:123:MET:CB	4:X:26:ALA:N[1_556]	1.52	0.68
4:2:178:LEU:O	4:Z:180:LEU:CD1[1_556]	1.52	0.68
4:0:16:LEU:CD2	4:X:214:GLU:N[1_556]	1.52	0.68
4:1:165:ILE:CD1	4:Y:297:ASN:ND2[1_556]	1.52	0.68
4:0:31:PHE:CB	4:X:215:LYS:NZ[1_556]	1.52	0.68
4:0:365:ALA:CB	4:X:349:LEU:CA[1_556]	1.52	0.68
4:2:169:TYR:CE1	4:Z:150:GLY:C[1_556]	1.52	0.68
4:1:332:PRO:CD	4:Y:221:LEU:CG[1_556]	1.52	0.68
4:2:79:TRP:CD1	4:Z:17:VAL:CG1[1_556]	1.52	0.68
4:1:149:THR:C	4:Y:327:ILE:CG2[1_556]	1.52	0.68
4:1:231:ALA:CB	4:X:369:ILE:C[1_556]	1.52	0.68
4:0:137:GLN:CD	4:X:301:GLY:O[1_556]	1.52	0.68
4:0:174:ALA:N	4:X:281:SER:CB[1_556]	1.52	0.68
4:0:252:ASN:C	4:W:113:LYS:CG[1_556]	1.52	0.68
4:0:305:MET:O	4:X:255:PHE:CD1[1_556]	1.52	0.68
4:1:267:ILE:CA	4:X:173:HIS:C[1_556]	1.52	0.68
4:1:214:GLU:CD	4:Y:250:ILE:CG2[1_556]	1.52	0.68
4:0:165:ILE:CB	4:X:297:ASN:CG[1_556]	1.52	0.68

Continued on next page...

Continued from previous page...

Atom-1	Atom-2	Interatomic distance (Å)	Clash overlap (Å)
4:2:268:GLY:N	4:Y:173:HIS:CD2[1_556]	1.52	0.68
4:0:178:LEU:O	4:X:180:LEU:CD1[1_556]	1.52	0.68
4:1:208:ILE:O	4:Y:198:TYR:CG[1_556]	1.52	0.68
4:2:307:PRO:N	4:Z:227:MET:SD[1_556]	1.52	0.68
4:0:205:GLU:C	4:X:199:SER:N[1_556]	1.52	0.68
4:2:108:ALA:CB	4:Z:155:SER:C[1_556]	1.53	0.67
4:2:213:LYS:CD	4:Z:192:ILE:CB[1_556]	1.53	0.67
4:1:215:LYS:CB	4:Y:196:ARG:NH2[1_556]	1.53	0.67
4:1:153:LEU:C	4:Y:262:PHE:CZ[1_556]	1.53	0.67
4:2:290:ARG:CB	4:Z:279:TYR:OH[1_556]	1.53	0.67
4:1:151:ILE:N	4:Y:317:ILE:CG2[1_556]	1.53	0.67
4:2:30:VAL:O	4:Z:215:LYS:CE[1_556]	1.53	0.67
4:1:305:MET:C	4:Y:255:PHE:CG[1_556]	1.53	0.67
4:2:166:TYR:O	4:Z:294:TYR:C[1_556]	1.53	0.67
4:0:171:LEU:CA	4:X:151:ILE:CG1[1_556]	1.53	0.67
4:2:277:THR:CB	4:Z:272:ALA:CA[1_556]	1.53	0.67
4:1:369:ILE:O	4:Y:143:TYR:CZ[1_556]	1.53	0.67
4:2:277:THR:OG1	4:Z:272:ALA:N[1_556]	1.53	0.67
4:0:211:ASP:N	4:X:193:LEU:CD1[1_556]	1.53	0.67
4:3:267:ILE:CA	4:Z:173:HIS:C[1_556]	1.53	0.67
4:0:78:ASN:CB	4:X:33:SER:N[1_556]	1.53	0.67
4:3:233:SER:O	4:Z:367:PRO:CD[1_556]	1.53	0.67
4:0:338:SER:CB	4:X:308:GLY:C[1_556]	1.53	0.67
4:1:68:LYS:CG	4:Y:59:GLN:CG[1_556]	1.53	0.67
4:1:121:GLN:CD	4:Y:20:GLY:O[1_556]	1.53	0.67
4:0:160:THR:N	4:X:180:LEU:CD1[1_556]	1.53	0.67
4:1:162:ASN:O	4:Y:274:ILE:O[1_556]	1.53	0.67
4:2:205:GLU:C	4:Z:199:SER:N[1_556]	1.53	0.67
4:2:180:LEU:CD1	4:Z:267:ILE:CG2[1_556]	1.53	0.67
4:2:186:THR:CB	4:Z:189:LEU:O[1_556]	1.53	0.67
4:1:180:LEU:CD1	4:Y:267:ILE:CG2[1_556]	1.53	0.67
4:0:371:HIS:CG	4:X:140:LEU:CD2[1_556]	1.53	0.67
4:1:110:LEU:CB	4:Y:161:HIS:CG[1_556]	1.53	0.67
4:1:297:ASN:OD1	4:Y:316:GLU:OE1[1_556]	1.53	0.67
4:1:252:ASN:O	4:X:113:LYS:CG[1_556]	1.53	0.67
4:0:233:SER:O	4:W:367:PRO:CD[1_556]	1.53	0.67
4:2:305:MET:O	4:Z:255:PHE:CE2[1_556]	1.53	0.67
4:1:113:LYS:CA	4:Y:136:ILE:C[1_556]	1.53	0.67
4:1:180:LEU:CB	4:Y:267:ILE:CG1[1_556]	1.53	0.67
4:0:277:THR:CB	4:X:272:ALA:CA[1_556]	1.53	0.67
4:1:261:LEU:C	4:Y:265:SER:C[1_556]	1.53	0.67

Continued on next page...

Continued from previous page...

Atom-1	Atom-2	Interatomic distance (Å)	Clash overlap (Å)
4:0:271:SER:O	4:X:270:GLU:N[1_556]	1.53	0.67
4:0:169:TYR:CE2	4:X:293:LEU:CG[1_556]	1.53	0.67
4:2:252:ASN:CA	4:Y:113:LYS:CB[1_556]	1.53	0.67
4:0:186:THR:CB	4:X:189:LEU:O[1_556]	1.53	0.67
4:0:107:GLU:C	4:X:301:GLY:CA[1_556]	1.53	0.67
4:2:125:GLU:N	4:Z:24:ASP:CG[1_556]	1.53	0.67
4:0:371:HIS:ND1	4:X:140:LEU:N[1_556]	1.53	0.67
4:0:125:GLU:C	4:X:24:ASP:OD2[1_556]	1.53	0.67
4:0:116:ARG:NE	4:X:141:SER:CB[1_556]	1.53	0.67
4:1:372:ARG:CZ	4:Y:145:SER:N[1_556]	1.53	0.67
4:1:369:ILE:CB	4:Y:346:LEU:N[1_556]	1.53	0.67
4:1:186:THR:C	4:Y:191:LYS:C[1_556]	1.53	0.67
4:0:30:VAL:O	4:X:215:LYS:CE[1_556]	1.53	0.67
4:2:215:LYS:CB	4:Z:196:ARG:NH2[1_556]	1.53	0.67
4:1:123:MET:SD	4:Y:26:ALA:CA[1_556]	1.53	0.67
4:2:31:PHE:CB	4:Z:215:LYS:NZ[1_556]	1.53	0.67
4:2:107:GLU:C	4:Z:301:GLY:CA[1_556]	1.53	0.67
4:1:33:SER:CA	4:Y:210:ARG:NH2[1_556]	1.53	0.67
4:1:195:GLU:C	4:X:75:ILE:CD1[1_556]	1.53	0.67
4:1:365:ALA:CA	4:Y:349:LEU:N[1_556]	1.53	0.67
4:2:136:ILE:C	4:Z:299:MET:CB[1_556]	1.53	0.67
4:2:66:THR:OG1	4:Z:61:LYS:N[1_556]	1.53	0.67
4:0:104:LEU:C	4:X:334:GLU:N[1_556]	1.53	0.67
4:0:183:ARG:C	4:X:187:ASP:O[1_556]	1.53	0.67
4:0:195:GLU:OE1	4:W:110:LEU:CA[1_556]	1.53	0.67
4:3:233:SER:OG	4:Z:367:PRO:CB[1_556]	1.54	0.66
4:3:252:ASN:O	4:Z:113:LYS:CG[1_556]	1.54	0.66
4:0:336:LYS:CB	4:X:218:TYR:CG[1_556]	1.54	0.66
4:2:206:ARG:CB	4:Z:200:PHE:CA[1_556]	1.54	0.66
4:0:107:GLU:OE1	4:X:141:SER:OG[1_556]	1.54	0.66
4:2:371:HIS:ND1	4:Z:140:LEU:CG[1_556]	1.54	0.66
4:0:305:MET:O	4:X:255:PHE:CE2[1_556]	1.54	0.66
4:2:196:ARG:CD	4:Y:115:ASN:OD1[1_556]	1.54	0.66
4:2:107:GLU:OE1	4:Z:141:SER:OG[1_556]	1.54	0.66
4:1:12:ASN:OD1	4:Y:336:LYS:CD[1_556]	1.54	0.66
4:2:181:ALA:O	4:Z:188:TYR:CG[1_556]	1.54	0.66
4:2:33:SER:OG	4:Z:214:GLU:OE2[1_556]	1.54	0.66
4:1:164:PRO:CG	4:Y:278:THR:N[1_556]	1.54	0.66
4:0:125:GLU:N	4:X:24:ASP:CG[1_556]	1.54	0.66
4:1:79:TRP:CZ3	4:Y:18:LYS:CB[1_556]	1.54	0.66
4:1:297:ASN:N	4:Y:315:LYS:O[1_556]	1.54	0.66

Continued on next page...

Continued from previous page...

Atom-1	Atom-2	Interatomic distance (Å)	Clash overlap (Å)
4:0:277:THR:OG1	4:X:272:ALA:N[1_556]	1.54	0.66
4:0:180:LEU:CD1	4:X:267:ILE:CG2[1_556]	1.54	0.66
4:0:37:ARG:CZ	4:X:56:ASP:CB[1_556]	1.54	0.66
4:1:171:LEU:CA	4:Y:151:ILE:CG1[1_556]	1.54	0.66
4:0:337:TYR:CB	4:X:307:PRO:CB[1_556]	1.54	0.66
4:0:76:ILE:O	4:X:13:GLY:CA[1_556]	1.54	0.66
4:1:335:ARG:CG	4:Y:219:VAL:C[1_556]	1.54	0.66
4:1:362:TYR:OH	4:Y:22:ALA:CA[1_556]	1.54	0.66
4:2:78:ASN:CB	4:Z:33:SER:N[1_556]	1.54	0.66
4:1:337:TYR:CA	4:Y:307:PRO:CA[1_556]	1.54	0.66
4:1:233:SER:OG	4:X:367:PRO:CB[1_556]	1.54	0.66
4:1:195:GLU:OE1	4:X:110:LEU:N[1_556]	1.54	0.66
4:2:123:MET:SD	4:Z:26:ALA:CA[1_556]	1.54	0.66
4:2:172:PRO:CB	4:Z:164:PRO:N[1_556]	1.54	0.66
4:2:160:THR:N	4:Z:180:LEU:CD1[1_556]	1.54	0.66
4:2:76:ILE:O	4:Z:13:GLY:CA[1_556]	1.54	0.66
4:1:186:THR:CA	4:Y:192:ILE:N[1_556]	1.54	0.66
4:0:290:ARG:CB	4:X:279:TYR:OH[1_556]	1.54	0.66
4:1:209:VAL:O	4:Y:193:LEU:C[1_556]	1.54	0.66
4:0:214:GLU:OE1	4:X:250:ILE:CG2[1_556]	1.54	0.66
4:1:117:GLU:OE2	4:Y:135:ALA:CB[1_556]	1.54	0.66
4:1:175:ILE:CD1	4:Y:162:ASN:CA[1_556]	1.54	0.66
4:1:139:VAL:CG1	4:Y:297:ASN:O[1_556]	1.54	0.66
4:2:336:LYS:CB	4:Z:218:TYR:CG[1_556]	1.54	0.66
4:1:372:ARG:NE	4:Y:142:LEU:C[1_556]	1.54	0.66
4:0:79:TRP:CD1	4:X:17:VAL:CG1[1_556]	1.54	0.66
4:1:371:HIS:ND1	4:Y:140:LEU:CG[1_556]	1.54	0.66
4:1:209:VAL:CG1	4:Y:194:THR:N[1_556]	1.54	0.66
4:0:114:ALA:CB	4:X:106:THR:CB[1_556]	1.54	0.66
4:1:144:ALA:C	4:Y:311:ASP:OD1[1_556]	1.54	0.66
4:2:183:ARG:C	4:Z:187:ASP:O[1_556]	1.54	0.66
4:2:125:GLU:C	4:Z:24:ASP:OD2[1_556]	1.54	0.66
4:3:64:ILE:N	4:Y:289:ILE:N[1_556]	1.54	0.66
4:1:116:ARG:NE	4:Y:141:SER:CB[1_556]	1.54	0.66
4:0:364:GLU:C	4:X:348:SER:O[1_556]	1.54	0.66
4:0:113:LYS:CE	4:X:136:ILE:N[1_556]	1.54	0.66
4:1:311:ASP:OD1	4:Y:224:GLU:CD[1_556]	1.55	0.65
4:1:371:HIS:CG	4:Y:140:LEU:CD2[1_556]	1.55	0.65
4:2:215:LYS:O	4:Z:252:ASN:CG[1_556]	1.55	0.65
4:0:252:ASN:CA	4:W:113:LYS:CB[1_556]	1.55	0.65
4:1:279:TYR:CA	4:Y:276:GLU:OE1[1_556]	1.55	0.65

Continued on next page...

Continued from previous page...

Atom-1	Atom-2	Interatomic distance (Å)	Clash overlap (Å)
4:3:195:GLU:C	4:Z:75:ILE:CD1[1_556]	1.55	0.65
4:1:306:TYR:N	4:Y:255:PHE:CD1[1_556]	1.55	0.65
4:1:212:ILE:CD1	4:Y:196:ARG:C[1_556]	1.55	0.65
4:1:208:ILE:CG2	4:Y:198:TYR:CD1[1_556]	1.55	0.65
4:2:203:THR:OG1	4:Z:205:GLU:CD[1_556]	1.55	0.65
4:0:289:ILE:O	4:X:321:ALA:CA[1_556]	1.55	0.65
4:2:169:TYR:CE2	4:Z:293:LEU:CG[1_556]	1.55	0.65
4:1:236:LEU:CD1	4:X:117:GLU:OE2[1_556]	1.55	0.65
4:1:104:LEU:O	4:Y:334:GLU:N[1_556]	1.55	0.65
4:2:337:TYR:CB	4:Z:307:PRO:CB[1_556]	1.55	0.65
4:1:79:TRP:C	4:Y:31:PHE:CD1[1_556]	1.55	0.65
4:2:114:ALA:CB	4:Z:106:THR:CB[1_556]	1.55	0.65
4:2:66:THR:OG1	4:Z:60:SER:O[1_556]	1.55	0.65
4:2:229:THR:O	4:Y:368:SER:C[1_556]	1.55	0.65
4:2:113:LYS:CE	4:Z:136:ILE:N[1_556]	1.55	0.65
4:1:81:ASP:OD1	4:Y:56:ASP:CG[1_556]	1.55	0.65
4:1:195:GLU:OE1	4:X:109:PRO:O[1_556]	1.55	0.65
4:0:288:ASP:CG	4:Z:205:GLU:OE2[1_556]	1.55	0.65
4:3:268:GLY:N	4:Z:173:HIS:CD2[1_556]	1.55	0.65
4:2:364:GLU:C	4:Z:348:SER:O[1_556]	1.55	0.65
4:1:126:THR:CG2	4:Y:28:ARG:CB[1_556]	1.55	0.65
4:0:229:THR:O	4:W:368:SER:C[1_556]	1.55	0.65
4:0:113:LYS:CA	4:X:136:ILE:C[1_556]	1.55	0.65
4:1:31:PHE:CB	4:Y:215:LYS:NZ[1_556]	1.55	0.65
4:3:236:LEU:CD1	4:Z:117:GLU:OE2[1_556]	1.55	0.65
4:0:116:ARG:CB	4:X:339:VAL:CA[1_556]	1.55	0.65
4:1:175:ILE:CG2	4:Y:162:ASN:OD1[1_556]	1.55	0.65
4:1:206:ARG:CB	4:Y:200:PHE:CA[1_556]	1.55	0.65
4:2:311:ASP:OD1	4:Z:224:GLU:CD[1_556]	1.55	0.65
4:0:196:ARG:CD	4:W:115:ASN:OD1[1_556]	1.55	0.65
4:1:232:SER:OG	4:X:369:ILE:CB[1_556]	1.55	0.65
4:3:195:GLU:OE1	4:Z:109:PRO:O[1_556]	1.55	0.65
4:2:37:ARG:CZ	4:Z:56:ASP:CB[1_556]	1.55	0.65
4:1:285:CYS:CB	4:Y:279:TYR:O[1_556]	1.55	0.65
4:2:371:HIS:ND1	4:Z:140:LEU:N[1_556]	1.55	0.65
4:2:289:ILE:O	4:Z:321:ALA:CA[1_556]	1.55	0.65
4:2:338:SER:CB	4:Z:308:GLY:C[1_556]	1.55	0.65
4:2:154:ASP:OD1	4:Z:309:ILE:CD1[1_556]	1.55	0.65
4:2:148:THR:CA	4:Z:328:LYS:CA[1_556]	1.55	0.65
4:2:339:VAL:CA	4:Z:335:ARG:NH2[1_556]	1.55	0.65
4:2:366:GLY:N	4:Z:347:ALA:O[1_556]	1.55	0.65

Continued on next page...

Continued from previous page...

Atom-1	Atom-2	Interatomic distance (Å)	Clash overlap (Å)
4:1:79:TRP:CD1	4:Y:17:VAL:CG1[1_556]	1.55	0.65
4:1:105:LEU:CA	4:Y:334:GLU:CA[1_556]	1.55	0.65
4:1:210:ARG:CB	4:Y:193:LEU:CB[1_556]	1.55	0.65
4:1:365:ALA:CB	4:Y:349:LEU:CA[1_556]	1.55	0.65
4:1:169:TYR:CD1	4:Y:150:GLY:CA[1_556]	1.55	0.65
4:2:295:ALA:O	4:Z:315:LYS:NZ[1_556]	1.55	0.65
4:2:285:CYS:CB	4:Z:279:TYR:O[1_556]	1.55	0.65
4:2:116:ARG:CD	4:Z:140:LEU:C[1_556]	1.55	0.65
4:0:172:PRO:CB	4:X:164:PRO:N[1_556]	1.55	0.65
4:1:215:LYS:O	4:Y:252:ASN:CG[1_556]	1.55	0.65
4:0:203:THR:OG1	4:X:205:GLU:CD[1_556]	1.55	0.65
4:2:185:LEU:CG	4:Z:188:TYR:CD1[1_556]	1.55	0.65
4:0:371:HIS:ND1	4:X:140:LEU:CG[1_556]	1.55	0.65
4:1:129:VAL:O	4:Y:25:ASP:OD2[1_556]	1.55	0.65
4:0:215:LYS:CB	4:X:196:ARG:NH2[1_556]	1.55	0.65
4:1:181:ALA:O	4:Y:188:TYR:CG[1_556]	1.55	0.65
4:2:109:PRO:N	4:Z:155:SER:N[1_556]	1.55	0.65
4:1:133:TYR:OH	4:Y:145:SER:CA[1_556]	1.55	0.65
4:1:195:GLU:OE1	4:X:110:LEU:CA[1_556]	1.55	0.65
4:0:104:LEU:O	4:X:334:GLU:N[1_556]	1.55	0.65
4:2:309:ILE:CG2	4:Z:223:PHE:CB[1_556]	1.55	0.65
4:0:206:ARG:CB	4:X:200:PHE:CA[1_556]	1.55	0.65
4:2:113:LYS:CA	4:Z:136:ILE:C[1_556]	1.55	0.65
4:0:66:THR:OG1	4:X:60:SER:O[1_556]	1.55	0.65
4:1:136:ILE:C	4:Y:299:MET:CB[1_556]	1.55	0.65
4:2:62:ARG:NH1	4:Z:204:ALA:O[1_556]	1.55	0.65
4:1:335:ARG:CA	4:Y:219:VAL:O[1_556]	1.55	0.65
4:2:116:ARG:CB	4:Z:339:VAL:CA[1_556]	1.55	0.65
4:0:144:ALA:C	4:X:311:ASP:OD1[1_556]	1.55	0.65
4:1:268:GLY:N	4:X:173:HIS:CD2[1_556]	1.55	0.65
4:0:123:MET:SD	4:X:26:ALA:CA[1_556]	1.56	0.64
4:1:68:LYS:CG	4:Y:59:GLN:CB[1_556]	1.56	0.64
4:2:139:VAL:CG1	4:Z:330:ILE:O[1_556]	1.56	0.64
4:0:178:LEU:CD2	4:X:264:PRO:CA[1_556]	1.56	0.64
4:2:116:ARG:NE	4:Z:141:SER:CB[1_556]	1.56	0.64
4:2:197:GLY:O	4:Y:75:ILE:O[1_556]	1.56	0.64
4:0:66:THR:OG1	4:X:61:LYS:N[1_556]	1.56	0.64
4:0:109:PRO:N	4:X:155:SER:N[1_556]	1.56	0.64
4:2:104:LEU:C	4:Z:334:GLU:N[1_556]	1.56	0.64
4:2:214:GLU:OE1	4:Z:250:ILE:CG2[1_556]	1.56	0.64
4:1:141:SER:OG	4:Y:309:ILE:CB[1_556]	1.56	0.64

Continued on next page...

Continued from previous page...

Atom-1	Atom-2	Interatomic distance (Å)	Clash overlap (Å)
4:0:122:ILE:CD1	4:X:18:LYS:C[1_556]	1.56	0.64
4:1:307:PRO:CA	4:Y:227:MET:N[1_556]	1.56	0.64
4:2:331:ALA:CB	4:Z:221:LEU:C[1_556]	1.56	0.64
4:0:197:GLY:O	4:W:75:ILE:O[1_556]	1.56	0.64
4:0:142:LEU:N	4:X:310:ALA:CA[1_556]	1.56	0.64
4:0:215:LYS:O	4:X:252:ASN:CG[1_556]	1.56	0.64
4:2:185:LEU:N	4:Z:188:TYR:CA[1_556]	1.56	0.64
4:0:233:SER:N	4:W:366:GLY:O[1_556]	1.56	0.64
4:2:70:PRO:O	4:Z:15:GLY:C[1_556]	1.56	0.64
4:1:116:ARG:CD	4:Y:140:LEU:C[1_556]	1.56	0.64
4:2:180:LEU:CD2	4:Z:267:ILE:CG1[1_556]	1.56	0.64
4:2:336:LYS:CB	4:Z:218:TYR:CD1[1_556]	1.56	0.64
4:3:63:GLY:CA	4:Y:288:ASP:N[1_556]	1.56	0.64
4:0:286:ASP:N	4:X:283:MET:CB[1_556]	1.56	0.64
4:0:295:ALA:O	4:X:315:LYS:NZ[1_556]	1.56	0.64
4:1:296:ASN:N	4:Y:319:ALA:N[1_556]	1.56	0.64
4:0:116:ARG:CD	4:X:140:LEU:C[1_556]	1.56	0.64
4:3:270:GLU:OE1	4:Z:286:ASP:CG[1_556]	1.56	0.64
4:2:107:GLU:OE2	4:Z:141:SER:OG[1_556]	1.56	0.64
4:2:296:ASN:N	4:Z:319:ALA:N[1_556]	1.56	0.64
4:0:70:PRO:O	4:X:15:GLY:C[1_556]	1.56	0.64
4:2:270:GLU:CD	4:Y:286:ASP:CA[1_556]	1.56	0.64
4:1:109:PRO:C	4:Y:154:ASP:CA[1_556]	1.56	0.64
4:1:164:PRO:N	4:Y:278:THR:CG2[1_556]	1.56	0.64
4:0:261:LEU:CD1	4:X:266:PHE:CG[1_556]	1.56	0.64
4:1:142:LEU:N	4:Y:310:ALA:CA[1_556]	1.56	0.64
4:1:104:LEU:C	4:Y:334:GLU:N[1_556]	1.56	0.64
4:2:142:LEU:N	4:Z:310:ALA:CA[1_556]	1.56	0.64
4:2:79:TRP:C	4:Z:31:PHE:CD1[1_556]	1.56	0.64
4:3:195:GLU:OE1	4:Z:110:LEU:N[1_556]	1.56	0.64
4:1:309:ILE:CB	4:Y:259:GLU:CD[1_556]	1.56	0.64
4:2:280:ASN:C	4:Z:280:ASN:OD1[1_556]	1.56	0.64
4:1:113:LYS:N	4:Y:137:GLN:CA[1_556]	1.56	0.64
4:1:142:LEU:CA	4:Y:310:ALA:O[1_556]	1.56	0.64
4:0:162:ASN:N	4:X:274:ILE:CB[1_556]	1.56	0.64
4:2:162:ASN:N	4:Z:274:ILE:CB[1_556]	1.56	0.64
4:1:59:GLN:CD	4:Y:208:ILE:N[1_556]	1.56	0.64
4:1:119:MET:CA	4:Y:340:TRP:CD1[1_556]	1.56	0.64
4:1:151:ILE:CD1	4:Y:276:GLU:N[1_556]	1.56	0.64
4:1:163:VAL:N	4:Y:274:ILE:O[1_556]	1.56	0.64
4:1:278:THR:C	4:Y:276:GLU:OE2[1_556]	1.56	0.64

Continued on next page...

Continued from previous page...

Atom-1	Atom-2	Interatomic distance (Å)	Clash overlap (Å)
4:1:78:ASN:ND2	4:Y:32:PRO:O[1_556]	1.56	0.64
4:0:272:ALA:N	4:X:270:GLU:C[1_556]	1.56	0.64
4:1:64:ILE:N	4:W:289:ILE:N[1_556]	1.56	0.64
4:3:232:SER:OG	4:Z:369:ILE:CB[1_556]	1.56	0.64
4:2:272:ALA:N	4:Z:270:GLU:C[1_556]	1.56	0.64
4:1:151:ILE:N	4:Y:317:ILE:N[1_556]	1.56	0.64
4:1:270:GLU:OE1	4:X:286:ASP:CG[1_556]	1.56	0.64
4:2:161:HIS:C	4:Z:274:ILE:CD1[1_556]	1.56	0.64
4:0:366:GLY:N	4:X:347:ALA:O[1_556]	1.56	0.64
4:1:307:PRO:O	4:Y:227:MET:CB[1_556]	1.56	0.64
4:0:212:ILE:CD1	4:X:196:ARG:C[1_556]	1.56	0.64
4:1:166:TYR:C	4:Y:295:ALA:N[1_556]	1.56	0.64
4:1:261:LEU:CB	4:Y:266:PHE:CB[1_556]	1.56	0.64
4:1:289:ILE:CD1	4:Y:294:TYR:OH[1_556]	1.56	0.64
4:2:212:ILE:CD1	4:Z:196:ARG:C[1_556]	1.56	0.64
4:2:369:ILE:CB	4:Z:345:ILE:C[1_556]	1.56	0.64
4:0:16:LEU:CD2	4:X:213:LYS:O[1_556]	1.56	0.64
4:2:120:THR:CG2	4:Z:344:SER:CB[1_556]	1.57	0.63
4:0:139:VAL:CG1	4:X:330:ILE:O[1_556]	1.57	0.63
4:1:136:ILE:CB	4:Y:299:MET:CA[1_556]	1.57	0.63
4:2:104:LEU:O	4:Z:334:GLU:N[1_556]	1.57	0.63
4:1:169:TYR:CE2	4:Y:293:LEU:CG[1_556]	1.57	0.63
4:0:166:TYR:C	4:X:294:TYR:O[1_556]	1.57	0.63
4:1:138:ALA:C	4:Y:299:MET:CE[1_556]	1.57	0.63
4:0:185:LEU:CG	4:X:188:TYR:CD1[1_556]	1.57	0.63
4:0:72:GLU:O	4:X:157:ASP:CA[1_556]	1.57	0.63
4:0:296:ASN:N	4:X:319:ALA:N[1_556]	1.57	0.63
4:2:208:ILE:O	4:Z:198:TYR:CG[1_556]	1.57	0.63
4:0:154:ASP:OD1	4:X:309:ILE:CD1[1_556]	1.57	0.63
4:0:142:LEU:CA	4:X:310:ALA:O[1_556]	1.57	0.63
4:0:270:GLU:CD	4:W:286:ASP:CA[1_556]	1.57	0.63
4:1:63:GLY:CA	4:W:288:ASP:N[1_556]	1.57	0.63
4:0:311:ASP:OD1	4:X:224:GLU:CD[1_556]	1.57	0.63
4:0:208:ILE:CB	4:X:198:TYR:CE1[1_556]	1.57	0.63
4:0:148:THR:CA	4:X:328:LYS:CA[1_556]	1.57	0.63
4:1:62:ARG:NH2	4:Y:205:GLU:CB[1_556]	1.57	0.63
4:0:285:CYS:CB	4:X:279:TYR:O[1_556]	1.57	0.63
4:0:331:ALA:CB	4:X:221:LEU:C[1_556]	1.57	0.63
4:0:339:VAL:CA	4:X:335:ARG:NH2[1_556]	1.57	0.63
4:1:11:ASP:OD2	4:Y:305:MET:CA[1_556]	1.57	0.63
4:0:336:LYS:CB	4:X:218:TYR:CD1[1_556]	1.57	0.63

Continued on next page...

Continued from previous page...

Atom-1	Atom-2	Interatomic distance (Å)	Clash overlap (Å)
4:1:369:ILE:CB	4:Y:345:ILE:C[1_556]	1.57	0.63
4:1:16:LEU:CD2	4:Y:213:LYS:O[1_556]	1.57	0.63
4:0:309:ILE:CG2	4:X:223:PHE:CB[1_556]	1.57	0.63
4:3:233:SER:N	4:Z:367:PRO:N[1_556]	1.57	0.63
4:1:367:PRO:O	4:Y:343:GLY:CA[1_556]	1.57	0.63
4:3:62:ARG:O	4:Y:288:ASP:CG[1_556]	1.57	0.63
4:1:233:SER:N	4:X:367:PRO:N[1_556]	1.57	0.63
4:1:116:ARG:CA	4:Y:339:VAL:C[1_556]	1.57	0.63
4:0:369:ILE:CB	4:X:345:ILE:C[1_556]	1.57	0.63
4:2:72:GLU:O	4:Z:157:ASP:CA[1_556]	1.57	0.63
4:2:186:THR:CA	4:Z:191:LYS:N[1_556]	1.57	0.63
4:2:178:LEU:CD2	4:Z:264:PRO:CA[1_556]	1.57	0.63
4:1:134:VAL:CB	4:Y:338:SER:CB[1_556]	1.57	0.63
4:0:62:ARG:NH1	4:X:204:ALA:O[1_556]	1.57	0.63
4:2:233:SER:N	4:Y:366:GLY:O[1_556]	1.57	0.63
4:2:215:LYS:CD	4:Z:237:GLU:OE1[1_556]	1.57	0.63
4:2:299:MET:SD	4:Z:312:ARG:NH1[1_556]	1.57	0.63
4:1:191:LYS:NZ	4:X:110:LEU:CD2[1_556]	1.57	0.63
4:0:281:SER:CA	4:X:280:ASN:OD1[1_556]	1.57	0.63
4:2:122:ILE:CD1	4:Z:18:LYS:C[1_556]	1.57	0.63
4:2:166:TYR:C	4:Z:294:TYR:O[1_556]	1.57	0.63
4:0:215:LYS:CD	4:X:237:GLU:OE1[1_556]	1.57	0.63
4:2:261:LEU:CD1	4:Z:266:PHE:CG[1_556]	1.57	0.63
4:2:108:ALA:N	4:Z:301:GLY:CA[1_556]	1.57	0.63
4:0:364:GLU:O	4:X:349:LEU:C[1_556]	1.57	0.63
4:1:148:THR:CG2	4:Y:328:LYS:CG[1_556]	1.57	0.63
4:1:62:ARG:O	4:W:288:ASP:CG[1_556]	1.57	0.63
4:3:195:GLU:OE1	4:Z:110:LEU:CA[1_556]	1.57	0.63
4:3:63:GLY:N	4:Y:288:ASP:N[1_556]	1.57	0.63
4:2:16:LEU:CD2	4:Z:213:LYS:O[1_556]	1.57	0.63
4:1:150:GLY:C	4:Y:317:ILE:CG2[1_556]	1.57	0.63
4:2:306:TYR:CG	4:Z:256:ARG:CG[1_556]	1.57	0.63
4:3:267:ILE:CB	4:Z:173:HIS:CB[1_556]	1.57	0.63
4:0:366:GLY:N	4:X:348:SER:N[1_556]	1.57	0.63
4:2:286:ASP:N	4:Z:283:MET:CB[1_556]	1.57	0.63
4:1:33:SER:OG	4:Y:214:GLU:OE2[1_556]	1.58	0.62
4:0:180:LEU:CD2	4:X:267:ILE:CG1[1_556]	1.58	0.62
4:2:159:VAL:CB	4:Z:181:ALA:CA[1_556]	1.58	0.62
4:2:144:ALA:C	4:Z:311:ASP:OD1[1_556]	1.58	0.62
4:0:108:ALA:N	4:X:301:GLY:CA[1_556]	1.58	0.62
4:0:140:LEU:CD2	4:X:331:ALA:CA[1_556]	1.58	0.62

Continued on next page...

Continued from previous page...

Atom-1	Atom-2	Interatomic distance (Å)	Clash overlap (Å)
4:0:79:TRP:C	4:X:31:PHE:CD1[1_556]	1.58	0.62
4:0:228:ALA:O	4:W:369:ILE:CA[1_556]	1.58	0.62
4:1:171:LEU:CB	4:Y:151:ILE:CD1[1_556]	1.58	0.62
4:0:175:ILE:CG2	4:X:162:ASN:OD1[1_556]	1.58	0.62
4:0:59:GLN:CG	4:X:208:ILE:CG1[1_556]	1.58	0.62
4:0:40:HIS:NE2	4:V:166:TYR:CG[1_556]	1.58	0.62
4:2:195:GLU:OE1	4:Y:110:LEU:N[1_556]	1.58	0.62
4:1:139:VAL:CG1	4:Y:330:ILE:O[1_556]	1.58	0.62
4:0:161:HIS:C	4:X:274:ILE:CD1[1_556]	1.58	0.62
4:0:125:GLU:OE2	4:X:7:ALA:O[1_556]	1.58	0.62
4:1:105:LEU:O	4:Y:335:ARG:CA[1_556]	1.58	0.62
4:2:335:ARG:CG	4:Z:219:VAL:C[1_556]	1.58	0.62
4:1:108:ALA:O	4:Y:154:ASP:CG[1_556]	1.58	0.62
4:1:184:ASP:N	4:Y:188:TYR:CA[1_556]	1.58	0.62
4:1:148:THR:CA	4:Y:328:LYS:N[1_556]	1.58	0.62
4:0:208:ILE:O	4:X:198:TYR:CG[1_556]	1.58	0.62
4:1:114:ALA:CA	4:Y:106:THR:CG2[1_556]	1.58	0.62
4:0:274:ILE:CB	4:X:263:GLN:CB[1_556]	1.58	0.62
4:0:185:LEU:N	4:X:188:TYR:CA[1_556]	1.58	0.62
4:1:77:THR:CB	4:Y:14:SER:C[1_556]	1.58	0.62
4:2:300:SER:CB	4:Z:309:ILE:CA[1_556]	1.58	0.62
4:2:162:ASN:ND2	4:Z:273:GLY:C[1_556]	1.58	0.62
4:0:210:ARG:CB	4:X:193:LEU:CB[1_556]	1.58	0.62
4:1:208:ILE:C	4:Y:198:TYR:CB[1_556]	1.58	0.62
4:0:16:LEU:CA	4:X:214:GLU:CA[1_556]	1.58	0.62
4:2:281:SER:CA	4:Z:280:ASN:OD1[1_556]	1.58	0.62
4:2:366:GLY:N	4:Z:348:SER:N[1_556]	1.58	0.62
4:1:307:PRO:CA	4:Y:227:MET:CG[1_556]	1.58	0.62
4:0:166:TYR:CE1	4:X:325:MET:CG[1_556]	1.58	0.62
4:1:33:SER:CA	4:Y:210:ARG:NH1[1_556]	1.58	0.62
4:1:306:TYR:CD1	4:Y:256:ARG:CB[1_556]	1.58	0.62
4:0:63:GLY:CA	4:V:288:ASP:N[1_556]	1.58	0.62
4:2:208:ILE:CB	4:Z:198:TYR:CE1[1_556]	1.58	0.62
4:1:372:ARG:N	4:Y:143:TYR:CB[1_556]	1.58	0.62
4:2:169:TYR:O	4:Z:151:ILE:CG2[1_556]	1.58	0.62
4:2:11:ASP:CG	4:Z:305:MET:CG[1_556]	1.58	0.62
4:2:299:MET:SD	4:Z:312:ARG:NE[1_556]	1.58	0.62
4:0:107:GLU:OE2	4:X:141:SER:OG[1_556]	1.58	0.62
4:1:108:ALA:C	4:Y:154:ASP:CA[1_556]	1.58	0.62
4:1:63:GLY:N	4:W:288:ASP:N[1_556]	1.58	0.62
4:2:40:HIS:NE2	4:X:166:TYR:CG[1_556]	1.58	0.62

Continued on next page...

Continued from previous page...

Atom-1	Atom-2	Interatomic distance (Å)	Clash overlap (Å)
4:2:171:LEU:CB	4:Z:151:ILE:CD1[1_556]	1.58	0.62
4:1:108:ALA:C	4:Y:155:SER:N[1_556]	1.58	0.62
4:0:120:THR:CA	4:X:340:TRP:CE3[1_556]	1.58	0.62
4:2:59:GLN:CG	4:Z:208:ILE:CG1[1_556]	1.58	0.62
4:2:120:THR:CA	4:Z:340:TRP:CE3[1_556]	1.58	0.62
4:1:364:GLU:C	4:Y:348:SER:O[1_556]	1.58	0.62
4:0:280:ASN:C	4:X:280:ASN:OD1[1_556]	1.58	0.62
4:1:40:HIS:ND1	4:W:166:TYR:CD2[1_556]	1.58	0.62
4:2:208:ILE:CG1	4:Z:198:TYR:CD1[1_556]	1.58	0.62
4:0:169:TYR:O	4:X:151:ILE:CG2[1_556]	1.58	0.62
4:1:185:LEU:N	4:Y:188:TYR:CA[1_556]	1.58	0.62
4:2:175:ILE:CG2	4:Z:162:ASN:OD1[1_556]	1.58	0.62
4:0:186:THR:CA	4:X:191:LYS:N[1_556]	1.58	0.62
4:0:299:MET:SD	4:X:312:ARG:NH1[1_556]	1.58	0.62
4:2:125:GLU:OE2	4:Z:7:ALA:O[1_556]	1.58	0.62
4:2:181:ALA:CB	4:Z:185:LEU:CD1[1_556]	1.58	0.62
4:2:142:LEU:CA	4:Z:310:ALA:O[1_556]	1.58	0.62
4:0:367:PRO:O	4:X:343:GLY:CA[1_556]	1.58	0.62
4:1:110:LEU:CG	4:Y:161:HIS:C[1_556]	1.58	0.62
4:0:208:ILE:CG1	4:X:198:TYR:CD1[1_556]	1.58	0.62
4:1:192:ILE:O	4:X:110:LEU:O[1_556]	1.58	0.62
4:2:274:ILE:CB	4:Z:263:GLN:CB[1_556]	1.58	0.62
4:0:159:VAL:CB	4:X:181:ALA:CA[1_556]	1.58	0.62
4:1:335:ARG:NE	4:Y:220:ALA:CB[1_556]	1.58	0.62
4:1:281:SER:N	4:Y:280:ASN:OD1[1_556]	1.58	0.62
4:1:271:SER:O	4:Y:270:GLU:N[1_556]	1.58	0.62
4:1:63:GLY:N	4:W:288:ASP:C[1_556]	1.58	0.62
4:1:362:TYR:CE2	4:Y:23:GLY:N[1_556]	1.58	0.62
4:1:166:TYR:O	4:Y:294:TYR:C[1_556]	1.59	0.61
4:0:212:ILE:CG1	4:X:196:ARG:C[1_556]	1.59	0.61
4:1:125:GLU:C	4:Y:24:ASP:OD2[1_556]	1.59	0.61
4:3:233:SER:N	4:Z:366:GLY:O[1_556]	1.59	0.61
4:3:191:LYS:NZ	4:Z:110:LEU:CD2[1_556]	1.59	0.61
4:2:162:ASN:CB	4:Z:274:ILE:C[1_556]	1.59	0.61
4:2:279:TYR:CA	4:Z:276:GLU:OE1[1_556]	1.59	0.61
4:2:186:THR:CG2	4:Z:190:MET:C[1_556]	1.59	0.61
4:1:40:HIS:CA	4:W:167:GLU:CG[1_556]	1.59	0.61
4:0:306:TYR:CG	4:X:256:ARG:CG[1_556]	1.59	0.61
4:0:186:THR:CG2	4:X:190:MET:C[1_556]	1.59	0.61
4:1:70:PRO:O	4:Y:16:LEU:N[1_556]	1.59	0.61
4:1:369:ILE:O	4:Y:143:TYR:CD2[1_556]	1.59	0.61

Continued on next page...

Continued from previous page...

Atom-1	Atom-2	Interatomic distance (Å)	Clash overlap (Å)
4:1:267:ILE:CB	4:X:173:HIS:CB[1_556]	1.59	0.61
4:0:296:ASN:O	4:X:316:GLU:N[1_556]	1.59	0.61
4:1:78:ASN:O	4:Y:31:PHE:C[1_556]	1.59	0.61
4:1:170:ALA:C	4:Y:151:ILE:CG2[1_556]	1.59	0.61
4:0:120:THR:CG2	4:X:344:SER:CB[1_556]	1.59	0.61
4:0:253:GLU:OE2	4:W:114:ALA:N[1_556]	1.59	0.61
4:3:228:ALA:O	4:Z:369:ILE:CA[1_556]	1.59	0.61
4:1:214:GLU:OE1	4:Y:250:ILE:CG2[1_556]	1.59	0.61
4:2:140:LEU:CD2	4:Z:331:ALA:CA[1_556]	1.59	0.61
4:0:266:PHE:CA	4:W:172:PRO:CG[1_556]	1.59	0.61
4:1:215:LYS:CB	4:Y:196:ARG:NH1[1_556]	1.59	0.61
4:0:86:TRP:CZ2	4:X:337:TYR:CZ[1_556]	1.59	0.61
4:0:183:ARG:N	4:X:189:LEU:N[1_556]	1.59	0.61
4:2:166:TYR:CE1	4:Z:325:MET:CG[1_556]	1.59	0.61
4:0:11:ASP:CG	4:X:305:MET:CG[1_556]	1.59	0.61
4:0:212:ILE:N	4:X:196:ARG:CG[1_556]	1.59	0.61
4:0:139:VAL:CG1	4:X:297:ASN:O[1_556]	1.59	0.61
4:1:303:THR:C	4:Y:255:PHE:O[1_556]	1.59	0.61
4:2:212:ILE:CG1	4:Z:196:ARG:C[1_556]	1.59	0.61
4:2:228:ALA:O	4:Y:369:ILE:CA[1_556]	1.59	0.61
4:2:296:ASN:O	4:Z:316:GLU:N[1_556]	1.59	0.61
4:1:71:ILE:C	4:Y:157:ASP:CG[1_556]	1.59	0.61
4:0:337:TYR:CE2	4:X:218:TYR:OH[1_556]	1.59	0.61
4:2:367:PRO:O	4:Z:343:GLY:CA[1_556]	1.59	0.61
4:0:337:TYR:CA	4:X:307:PRO:CA[1_556]	1.59	0.61
4:1:174:ALA:N	4:Y:281:SER:CB[1_556]	1.59	0.61
4:0:62:ARG:O	4:V:288:ASP:CG[1_556]	1.59	0.61
4:1:197:GLY:N	4:X:75:ILE:CA[1_556]	1.59	0.61
4:0:119:MET:CA	4:X:340:TRP:CB[1_556]	1.59	0.61
4:1:366:GLY:C	4:Y:347:ALA:CB[1_556]	1.59	0.61
4:2:39:ARG:CA	4:X:166:TYR:OH[1_556]	1.59	0.61
4:1:107:GLU:OE1	4:Y:141:SER:OG[1_556]	1.59	0.61
4:1:362:TYR:O	4:Y:348:SER:C[1_556]	1.59	0.61
4:2:86:TRP:CZ2	4:Z:337:TYR:CZ[1_556]	1.59	0.61
4:1:165:ILE:CG1	4:Y:297:ASN:OD1[1_556]	1.59	0.61
4:0:64:ILE:N	4:V:289:ILE:N[1_556]	1.59	0.61
4:2:33:SER:CA	4:Z:210:ARG:NH2[1_556]	1.59	0.61
4:1:253:GLU:OE1	4:X:112:PRO:CA[1_556]	1.59	0.61
4:1:86:TRP:CE2	4:Y:337:TYR:CE1[1_556]	1.59	0.61
4:2:337:TYR:N	4:Z:307:PRO:CB[1_556]	1.59	0.61
4:0:369:ILE:CB	4:X:346:LEU:N[1_556]	1.59	0.61

Continued on next page...

Continued from previous page...

Atom-1	Atom-2	Interatomic distance (Å)	Clash overlap (Å)
4:2:214:GLU:CA	4:Z:253:GLU:CG[1_556]	1.59	0.61
4:2:278:THR:CG2	4:Z:275:HIS:NE2[1_556]	1.59	0.61
4:1:309:ILE:CG2	4:Y:223:PHE:CB[1_556]	1.59	0.61
4:2:337:TYR:CA	4:Z:307:PRO:CA[1_556]	1.59	0.61
4:2:78:ASN:O	4:Z:31:PHE:C[1_556]	1.59	0.61
4:1:116:ARG:NH2	4:Y:141:SER:C[1_556]	1.59	0.61
4:1:181:ALA:CB	4:Y:185:LEU:CD1[1_556]	1.59	0.61
4:4:40:HIS:NE2	4:Z:166:TYR:CG[1_556]	1.59	0.61
4:0:134:VAL:CB	4:X:338:SER:CB[1_556]	1.59	0.61
4:0:39:ARG:CA	4:V:166:TYR:OH[1_556]	1.59	0.61
4:2:286:ASP:CB	4:Z:290:ARG:CD[1_556]	1.59	0.61
4:0:117:GLU:OE2	4:X:135:ALA:CB[1_556]	1.59	0.61
4:2:164:PRO:CG	4:Z:278:THR:N[1_556]	1.59	0.61
4:3:266:PHE:CA	4:Z:172:PRO:CG[1_556]	1.59	0.61
4:2:106:THR:CB	4:Z:335:ARG:CB[1_556]	1.59	0.61
4:0:306:TYR:N	4:X:255:PHE:CE1[1_556]	1.59	0.61
4:0:286:ASP:OD2	4:X:290:ARG:NE[1_556]	1.59	0.61
4:0:33:SER:CA	4:X:210:ARG:NH2[1_556]	1.59	0.61
4:1:155:SER:OG	4:Y:261:LEU:N[1_556]	1.59	0.61
4:1:371:HIS:ND1	4:Y:140:LEU:N[1_556]	1.59	0.61
4:0:195:GLU:OE1	4:W:110:LEU:N[1_556]	1.59	0.61
4:0:335:ARG:CG	4:X:219:VAL:C[1_556]	1.59	0.61
4:0:186:THR:O	4:X:191:LYS:O[1_556]	1.59	0.61
4:2:63:GLY:CA	4:X:288:ASP:N[1_556]	1.59	0.61
4:1:136:ILE:N	4:Y:299:MET:C[1_556]	1.59	0.61
4:2:364:GLU:O	4:Z:349:LEU:C[1_556]	1.59	0.61
4:2:165:ILE:CD1	4:Z:297:ASN:ND2[1_556]	1.59	0.61
4:0:162:ASN:ND2	4:X:273:GLY:C[1_556]	1.59	0.61
4:2:174:ALA:O	4:Z:277:THR:C[1_556]	1.60	0.60
4:1:62:ARG:C	4:W:288:ASP:CB[1_556]	1.60	0.60
4:2:337:TYR:CB	4:Z:307:PRO:CG[1_556]	1.60	0.60
4:1:289:ILE:CB	4:Y:294:TYR:OH[1_556]	1.60	0.60
4:2:151:ILE:N	4:Z:317:ILE:CG2[1_556]	1.60	0.60
4:1:77:THR:OG1	4:Y:14:SER:CA[1_556]	1.60	0.60
4:2:157:ASP:CG	4:Z:213:LYS:CD[1_556]	1.60	0.60
4:2:116:ARG:NH2	4:Z:141:SER:C[1_556]	1.60	0.60
4:0:174:ALA:O	4:X:277:THR:C[1_556]	1.60	0.60
4:3:192:ILE:O	4:Z:110:LEU:O[1_556]	1.60	0.60
4:2:253:GLU:OE1	4:Y:112:PRO:CA[1_556]	1.60	0.60
4:0:154:ASP:C	4:X:261:LEU:CB[1_556]	1.60	0.60
4:2:148:THR:CG2	4:Z:328:LYS:CG[1_556]	1.60	0.60

Continued on next page...

Continued from previous page...

Atom-1	Atom-2	Interatomic distance (Å)	Clash overlap (Å)
4:0:181:ALA:CB	4:X:185:LEU:CD1[1_556]	1.60	0.60
4:2:210:ARG:CB	4:Z:193:LEU:CB[1_556]	1.60	0.60
4:1:131:ALA:CA	4:Y:25:ASP:OD1[1_556]	1.60	0.60
4:0:164:PRO:CG	4:X:278:THR:N[1_556]	1.60	0.60
4:4:63:GLY:C	4:Z:289:ILE:CA[1_556]	1.60	0.60
4:1:280:ASN:C	4:Y:280:ASN:OD1[1_556]	1.60	0.60
4:1:168:GLY:CA	4:Y:296:ASN:N[1_556]	1.60	0.60
4:0:78:ASN:O	4:X:31:PHE:C[1_556]	1.60	0.60
4:1:172:PRO:CB	4:Y:164:PRO:N[1_556]	1.60	0.60
4:0:106:THR:CA	4:X:335:ARG:CB[1_556]	1.60	0.60
4:0:171:LEU:CB	4:X:151:ILE:CD1[1_556]	1.60	0.60
4:2:67:LEU:CB	4:Z:207:GLU:OE2[1_556]	1.60	0.60
4:2:16:LEU:CA	4:Z:214:GLU:CA[1_556]	1.60	0.60
4:3:40:HIS:ND1	4:Y:166:TYR:CD2[1_556]	1.60	0.60
4:2:369:ILE:CB	4:Z:346:LEU:N[1_556]	1.60	0.60
4:1:281:SER:C	4:Y:280:ASN:CG[1_556]	1.60	0.60
4:2:119:MET:CA	4:Z:340:TRP:CB[1_556]	1.60	0.60
4:2:286:ASP:OD2	4:Z:290:ARG:NE[1_556]	1.60	0.60
4:2:139:VAL:CG1	4:Z:297:ASN:O[1_556]	1.60	0.60
4:2:62:ARG:O	4:X:288:ASP:CG[1_556]	1.60	0.60
4:0:300:SER:CB	4:X:309:ILE:CA[1_556]	1.60	0.60
4:1:213:LYS:C	4:Y:253:GLU:CD[1_556]	1.60	0.60
4:2:362:TYR:O	4:Z:348:SER:C[1_556]	1.60	0.60
4:0:77:THR:CB	4:X:14:SER:C[1_556]	1.60	0.60
4:2:369:ILE:CG2	4:Z:345:ILE:O[1_556]	1.60	0.60
4:0:214:GLU:CA	4:X:253:GLU:CG[1_556]	1.60	0.60
4:1:163:VAL:C	4:Y:278:THR:CB[1_556]	1.60	0.60
4:0:162:ASN:CB	4:X:274:ILE:C[1_556]	1.60	0.60
4:4:39:ARG:CA	4:Z:166:TYR:OH[1_556]	1.60	0.60
4:1:205:GLU:O	4:Y:198:TYR:C[1_556]	1.60	0.60
4:1:113:LYS:CB	4:Y:136:ILE:N[1_556]	1.60	0.60
4:0:299:MET:SD	4:X:312:ARG:NE[1_556]	1.60	0.60
4:2:264:PRO:CB	4:Z:269:MET:N[1_556]	1.60	0.60
4:0:185:LEU:CD2	4:X:188:TYR:OH[1_556]	1.60	0.60
4:1:332:PRO:N	4:Y:221:LEU:CA[1_556]	1.60	0.60
4:1:154:ASP:OD1	4:Y:309:ILE:CD1[1_556]	1.60	0.60
4:1:37:ARG:CZ	4:Y:56:ASP:CB[1_556]	1.60	0.60
4:3:197:GLY:N	4:Z:75:ILE:CA[1_556]	1.60	0.60
4:0:149:THR:CA	4:X:327:ILE:CG1[1_556]	1.60	0.60
4:1:233:SER:N	4:X:366:GLY:O[1_556]	1.60	0.60
4:2:306:TYR:CD1	4:Z:256:ARG:CB[1_556]	1.60	0.60

Continued on next page...

Continued from previous page...

Atom-1	Atom-2	Interatomic distance (Å)	Clash overlap (Å)
4:4:62:ARG:O	4:Z:288:ASP:CG[1_556]	1.60	0.60
4:1:66:THR:OG1	4:Y:60:SER:O[1_556]	1.60	0.60
4:2:291:LYS:NZ	4:Z:322:PRO:O[1_556]	1.60	0.60
4:4:63:GLY:CA	4:Z:288:ASP:N[1_556]	1.60	0.60
4:0:106:THR:CB	4:X:335:ARG:CB[1_556]	1.60	0.60
4:0:362:TYR:O	4:X:348:SER:C[1_556]	1.60	0.60
4:0:337:TYR:CB	4:X:307:PRO:CG[1_556]	1.60	0.60
4:0:105:LEU:CD1	4:X:337:TYR:CB[1_556]	1.60	0.60
4:2:306:TYR:N	4:Z:255:PHE:CE1[1_556]	1.60	0.60
4:4:63:GLY:N	4:Z:288:ASP:C[1_556]	1.60	0.60
4:1:228:ALA:O	4:X:369:ILE:CA[1_556]	1.60	0.60
4:0:196:ARG:NH2	4:W:115:ASN:N[1_556]	1.60	0.60
4:2:261:LEU:CB	4:Z:266:PHE:CB[1_556]	1.60	0.60
4:0:77:THR:CG2	4:X:14:SER:O[1_556]	1.60	0.60
4:1:32:PRO:CD	4:Y:211:ASP:CB[1_556]	1.60	0.60
4:2:12:ASN:CG	4:Z:336:LYS:CD[1_556]	1.60	0.60
4:1:296:ASN:OD1	4:Y:318:THR:CB[1_556]	1.60	0.60
4:2:82:MET:N	4:Z:30:VAL:C[1_556]	1.60	0.60
4:0:165:ILE:CD1	4:X:297:ASN:ND2[1_556]	1.60	0.60
4:2:73:HIS:C	4:Z:156:GLY:O[1_556]	1.60	0.60
4:1:270:GLU:OE1	4:X:286:ASP:CA[1_556]	1.60	0.60
4:1:67:LEU:C	4:Y:62:ARG:NH1[1_556]	1.60	0.60
4:2:37:ARG:NH1	4:Z:56:ASP:C[1_556]	1.60	0.60
4:2:209:VAL:N	4:Z:198:TYR:CG[1_556]	1.60	0.60
4:2:183:ARG:N	4:Z:189:LEU:N[1_556]	1.60	0.60
4:2:63:GLY:C	4:X:289:ILE:CA[1_556]	1.60	0.60
4:3:63:GLY:N	4:Y:288:ASP:C[1_556]	1.60	0.60
4:0:213:LYS:CG	4:X:192:ILE:CB[1_556]	1.60	0.60
4:2:213:LYS:CG	4:Z:192:ILE:CB[1_556]	1.60	0.60
4:1:121:GLN:CB	4:Y:9:VAL:CB[1_556]	1.60	0.60
4:0:279:TYR:CA	4:X:276:GLU:OE1[1_556]	1.60	0.60
4:0:227:MET:CA	4:W:372:ARG:C[1_556]	1.60	0.60
4:0:37:ARG:NH1	4:X:56:ASP:C[1_556]	1.60	0.60
4:1:166:TYR:O	4:Y:295:ALA:N[1_556]	1.60	0.60
4:1:123:MET:C	4:Y:26:ALA:O[1_556]	1.60	0.60
4:0:157:ASP:CG	4:X:213:LYS:CD[1_556]	1.60	0.60
4:0:209:VAL:N	4:X:198:TYR:CG[1_556]	1.60	0.60
4:0:72:GLU:N	4:X:157:ASP:CB[1_556]	1.61	0.59
4:2:227:MET:CA	4:Y:372:ARG:C[1_556]	1.61	0.59
4:2:161:HIS:CA	4:Z:274:ILE:CG1[1_556]	1.61	0.59
4:2:267:ILE:CA	4:Y:173:HIS:C[1_556]	1.61	0.59

Continued on next page...

Continued from previous page...

Atom-1	Atom-2	Interatomic distance (Å)	Clash overlap (Å)
4:1:305:MET:O	4:Y:255:PHE:CE2[1_556]	1.61	0.59
4:3:40:HIS:CA	4:Y:167:GLU:CG[1_556]	1.61	0.59
4:0:295:ALA:N	4:X:319:ALA:O[1_556]	1.61	0.59
4:0:151:ILE:N	4:X:317:ILE:CG2[1_556]	1.61	0.59
4:2:163:VAL:CG2	4:Z:153:LEU:CG[1_556]	1.61	0.59
4:3:234:SER:N	4:Z:367:PRO:N[1_556]	1.61	0.59
4:2:105:LEU:CD1	4:Z:337:TYR:CB[1_556]	1.61	0.59
4:2:154:ASP:C	4:Z:261:LEU:CB[1_556]	1.61	0.59
4:1:166:TYR:O	4:Y:294:TYR:N[1_556]	1.61	0.59
4:0:64:ILE:CD1	4:V:291:LYS:NZ[1_556]	1.61	0.59
4:2:266:PHE:CA	4:Y:172:PRO:CG[1_556]	1.61	0.59
4:0:278:THR:C	4:X:276:GLU:OE2[1_556]	1.61	0.59
4:2:253:GLU:OE2	4:Y:114:ALA:N[1_556]	1.61	0.59
4:2:118:LYS:C	4:Z:340:TRP:NE1[1_556]	1.61	0.59
4:1:107:GLU:OE2	4:Y:141:SER:OG[1_556]	1.61	0.59
4:0:12:ASN:CG	4:X:336:LYS:CD[1_556]	1.61	0.59
4:2:186:THR:O	4:Z:191:LYS:O[1_556]	1.61	0.59
4:0:338:SER:CB	4:X:309:ILE:N[1_556]	1.61	0.59
4:3:62:ARG:C	4:Y:288:ASP:CB[1_556]	1.61	0.59
4:0:267:ILE:CA	4:W:173:HIS:C[1_556]	1.61	0.59
4:1:16:LEU:C	4:Y:214:GLU:CG[1_556]	1.61	0.59
4:1:123:MET:CB	4:Y:26:ALA:N[1_556]	1.61	0.59
4:2:212:ILE:N	4:Z:196:ARG:CG[1_556]	1.61	0.59
4:2:294:TYR:CB	4:Z:319:ALA:O[1_556]	1.61	0.59
4:1:120:THR:CG2	4:Y:344:SER:CB[1_556]	1.61	0.59
4:1:212:ILE:N	4:Y:196:ARG:CG[1_556]	1.61	0.59
4:2:299:MET:CB	4:Z:312:ARG:CG[1_556]	1.61	0.59
4:2:196:ARG:NH2	4:Y:115:ASN:N[1_556]	1.61	0.59
4:1:125:GLU:O	4:Y:28:ARG:NH2[1_556]	1.61	0.59
4:2:133:TYR:OH	4:Z:145:SER:CA[1_556]	1.61	0.59
4:2:337:TYR:CE2	4:Z:218:TYR:OH[1_556]	1.61	0.59
4:0:337:TYR:N	4:X:307:PRO:CB[1_556]	1.61	0.59
4:1:116:ARG:NH2	4:Y:141:SER:CB[1_556]	1.61	0.59
4:1:169:TYR:CE1	4:Y:150:GLY:C[1_556]	1.61	0.59
4:0:291:LYS:NZ	4:X:322:PRO:O[1_556]	1.61	0.59
4:0:286:ASP:CB	4:X:290:ARG:CD[1_556]	1.61	0.59
4:0:372:ARG:NE	4:X:142:LEU:C[1_556]	1.61	0.59
4:0:67:LEU:CB	4:X:207:GLU:OE2[1_556]	1.61	0.59
4:2:117:GLU:OE2	4:Z:135:ALA:CB[1_556]	1.61	0.59
4:0:161:HIS:CA	4:X:274:ILE:CG1[1_556]	1.61	0.59
4:3:64:ILE:CD1	4:Y:291:LYS:NZ[1_556]	1.61	0.59

Continued on next page...

Continued from previous page...

Atom-1	Atom-2	Interatomic distance (Å)	Clash overlap (Å)
4:0:116:ARG:NH2	4:X:141:SER:C[1_556]	1.61	0.59
4:2:106:THR:CA	4:Z:335:ARG:CB[1_556]	1.61	0.59
4:1:369:ILE:CG2	4:Y:345:ILE:O[1_556]	1.61	0.59
4:2:309:ILE:CB	4:Z:259:GLU:CD[1_556]	1.61	0.59
4:1:108:ALA:O	4:Y:154:ASP:CA[1_556]	1.61	0.59
4:1:364:GLU:O	4:Y:349:LEU:C[1_556]	1.61	0.59
4:2:64:ILE:N	4:X:289:ILE:N[1_556]	1.61	0.59
4:0:73:HIS:C	4:X:156:GLY:O[1_556]	1.61	0.59
4:0:278:THR:CG2	4:X:275:HIS:NE2[1_556]	1.61	0.59
4:2:339:VAL:CG1	4:Z:335:ARG:CZ[1_556]	1.61	0.59
4:2:72:GLU:N	4:Z:157:ASP:CB[1_556]	1.61	0.59
4:1:68:LYS:CB	4:Y:59:GLN:CD[1_556]	1.61	0.59
4:1:163:VAL:CG2	4:Y:153:LEU:CG[1_556]	1.61	0.59
4:1:266:PHE:CA	4:X:172:PRO:CG[1_556]	1.61	0.59
4:0:174:ALA:O	4:X:277:THR:CA[1_556]	1.61	0.59
4:2:338:SER:CB	4:Z:309:ILE:N[1_556]	1.61	0.59
4:2:134:VAL:CB	4:Z:338:SER:CB[1_556]	1.61	0.59
4:0:62:ARG:CB	4:X:204:ALA:CB[1_556]	1.61	0.59
4:1:77:THR:CG2	4:Y:14:SER:O[1_556]	1.61	0.59
4:2:209:VAL:O	4:Z:193:LEU:C[1_556]	1.61	0.59
4:0:63:GLY:C	4:V:289:ILE:CA[1_556]	1.61	0.59
4:2:119:MET:N	4:Z:340:TRP:CG[1_556]	1.61	0.59
4:2:77:THR:CB	4:Z:14:SER:C[1_556]	1.61	0.59
4:2:295:ALA:N	4:Z:319:ALA:O[1_556]	1.61	0.59
4:3:253:GLU:OE1	4:Z:112:PRO:CA[1_556]	1.61	0.59
4:1:63:GLY:C	4:W:289:ILE:CA[1_556]	1.61	0.59
4:2:281:SER:N	4:Z:280:ASN:OD1[1_556]	1.61	0.59
4:0:59:GLN:CD	4:X:208:ILE:N[1_556]	1.61	0.59
4:1:195:GLU:OE1	4:X:109:PRO:C[1_556]	1.62	0.58
4:1:336:LYS:CD	4:Y:218:TYR:CD1[1_556]	1.62	0.58
4:2:291:LYS:CD	4:Z:322:PRO:CA[1_556]	1.62	0.58
4:1:362:TYR:CA	4:Y:348:SER:CB[1_556]	1.62	0.58
4:3:40:HIS:N	4:Y:166:TYR:CZ[1_556]	1.62	0.58
4:1:149:THR:CA	4:Y:327:ILE:CG1[1_556]	1.62	0.58
4:0:261:LEU:CB	4:X:266:PHE:CB[1_556]	1.62	0.58
4:1:234:SER:N	4:X:367:PRO:N[1_556]	1.62	0.58
4:0:72:GLU:OE1	4:X:183:ARG:NE[1_556]	1.62	0.58
4:0:86:TRP:CE2	4:X:337:TYR:CE1[1_556]	1.62	0.58
4:1:300:SER:CB	4:Y:309:ILE:CA[1_556]	1.62	0.58
4:2:286:ASP:O	4:Z:283:MET:CG[1_556]	1.62	0.58
4:0:294:TYR:N	4:X:319:ALA:C[1_556]	1.62	0.58

Continued on next page...

Continued from previous page...

Atom-1	Atom-2	Interatomic distance (Å)	Clash overlap (Å)
4:0:148:THR:CG2	4:X:328:LYS:CG[1_556]	1.62	0.58
4:2:294:TYR:CA	4:Z:319:ALA:C[1_556]	1.62	0.58
4:1:122:ILE:CD1	4:Y:19:ALA:CA[1_556]	1.62	0.58
4:2:59:GLN:CD	4:Z:208:ILE:N[1_556]	1.62	0.58
4:1:127:PHE:CD2	4:Y:27:PRO:O[1_556]	1.62	0.58
4:1:159:VAL:N	4:Y:181:ALA:C[1_556]	1.62	0.58
4:0:108:ALA:C	4:X:154:ASP:CA[1_556]	1.62	0.58
4:1:186:THR:CB	4:Y:189:LEU:O[1_556]	1.62	0.58
4:0:264:PRO:CB	4:X:269:MET:N[1_556]	1.62	0.58
4:0:155:SER:OG	4:X:261:LEU:N[1_556]	1.62	0.58
4:1:62:ARG:CZ	4:Y:205:GLU:N[1_556]	1.62	0.58
4:1:159:VAL:CG1	4:Y:180:LEU:O[1_556]	1.62	0.58
4:0:335:ARG:CA	4:X:219:VAL:O[1_556]	1.62	0.58
4:2:69:TYR:CD2	4:Z:210:ARG:CD[1_556]	1.62	0.58
4:0:286:ASP:O	4:X:283:MET:CG[1_556]	1.62	0.58
4:2:197:GLY:N	4:Y:75:ILE:CA[1_556]	1.62	0.58
4:1:140:LEU:O	4:Y:310:ALA:CB[1_556]	1.62	0.58
4:1:166:TYR:CG	4:Y:294:TYR:CD2[1_556]	1.62	0.58
4:0:108:ALA:C	4:X:155:SER:N[1_556]	1.62	0.58
4:0:253:GLU:OE1	4:W:112:PRO:CA[1_556]	1.62	0.58
4:2:155:SER:OG	4:Z:261:LEU:N[1_556]	1.62	0.58
4:1:83:GLU:N	4:Y:30:VAL:C[1_556]	1.62	0.58
4:1:178:LEU:O	4:Y:180:LEU:CD1[1_556]	1.62	0.58
4:0:294:TYR:CB	4:X:319:ALA:O[1_556]	1.62	0.58
4:2:149:THR:CA	4:Z:327:ILE:CG1[1_556]	1.62	0.58
4:2:185:LEU:CD2	4:Z:188:TYR:OH[1_556]	1.62	0.58
4:0:165:ILE:CG1	4:X:297:ASN:OD1[1_556]	1.62	0.58
4:2:119:MET:CA	4:Z:340:TRP:CD1[1_556]	1.62	0.58
4:0:369:ILE:CG2	4:X:345:ILE:O[1_556]	1.62	0.58
4:2:161:HIS:CE1	4:Z:155:SER:OG[1_556]	1.62	0.58
4:0:306:TYR:CD1	4:X:256:ARG:CB[1_556]	1.62	0.58
4:2:109:PRO:C	4:Z:154:ASP:CB[1_556]	1.62	0.58
4:1:113:LYS:CE	4:Y:136:ILE:N[1_556]	1.62	0.58
4:2:77:THR:CG2	4:Z:14:SER:O[1_556]	1.62	0.58
4:1:120:THR:CA	4:Y:340:TRP:CE3[1_556]	1.62	0.58
4:3:63:GLY:C	4:Y:289:ILE:CA[1_556]	1.62	0.58
4:1:104:LEU:CB	4:Y:334:GLU:OE2[1_556]	1.62	0.58
4:2:131:ALA:CA	4:Z:25:ASP:OD1[1_556]	1.62	0.58
4:3:270:GLU:OE1	4:Z:286:ASP:CA[1_556]	1.62	0.58
4:0:110:LEU:CB	4:X:161:HIS:CG[1_556]	1.62	0.58
4:2:63:GLY:N	4:X:288:ASP:C[1_556]	1.62	0.58

Continued on next page...

Continued from previous page...

Atom-1	Atom-2	Interatomic distance (Å)	Clash overlap (Å)
4:0:270:GLU:OE1	4:W:286:ASP:CG[1_556]	1.62	0.58
4:2:80:ASP:OD2	4:Z:93:GLU:OE2[1_556]	1.62	0.58
4:1:106:THR:CB	4:Y:335:ARG:CB[1_556]	1.62	0.58
4:0:370:VAL:CG1	4:X:342:GLY:N[1_556]	1.62	0.58
4:2:336:LYS:O	4:Z:307:PRO:CD[1_556]	1.62	0.58
4:2:278:THR:C	4:Z:276:GLU:OE2[1_556]	1.62	0.58
4:0:131:ALA:CA	4:X:25:ASP:OD1[1_556]	1.62	0.58
4:0:141:SER:OG	4:X:309:ILE:CB[1_556]	1.62	0.58
4:0:118:LYS:C	4:X:340:TRP:NE1[1_556]	1.62	0.58
4:1:125:GLU:N	4:Y:24:ASP:CG[1_556]	1.62	0.58
4:0:11:ASP:OD2	4:X:305:MET:CA[1_556]	1.62	0.58
4:1:68:LYS:NZ	4:Y:59:GLN:CB[1_556]	1.62	0.58
4:2:108:ALA:C	4:Z:154:ASP:CA[1_556]	1.62	0.58
4:3:253:GLU:OE2	4:Z:114:ALA:N[1_556]	1.62	0.58
4:2:64:ILE:CD1	4:X:291:LYS:NZ[1_556]	1.62	0.58
4:0:299:MET:CB	4:X:312:ARG:CG[1_556]	1.62	0.58
4:1:268:GLY:C	4:X:284:LYS:O[1_556]	1.62	0.58
4:2:165:ILE:CG1	4:Z:297:ASN:OD1[1_556]	1.62	0.58
4:4:40:HIS:CA	4:Z:167:GLU:CG[1_556]	1.62	0.58
4:1:107:GLU:OE1	4:Y:339:VAL:CG2[1_556]	1.62	0.58
4:0:69:TYR:CD2	4:X:210:ARG:CD[1_556]	1.62	0.58
4:4:64:ILE:N	4:Z:289:ILE:N[1_556]	1.62	0.58
4:2:289:ILE:CB	4:Z:294:TYR:OH[1_556]	1.62	0.58
4:0:15:GLY:N	4:X:213:LYS:CE[1_556]	1.62	0.58
4:2:368:SER:CA	4:Z:346:LEU:CB[1_556]	1.62	0.58
4:2:62:ARG:CB	4:Z:204:ALA:CB[1_556]	1.62	0.58
4:1:261:LEU:O	4:Y:265:SER:CA[1_556]	1.62	0.58
4:2:294:TYR:N	4:Z:319:ALA:C[1_556]	1.62	0.58
4:2:372:ARG:NE	4:Z:142:LEU:C[1_556]	1.62	0.58
4:2:172:PRO:CG	4:Z:164:PRO:CA[1_556]	1.63	0.57
4:0:119:MET:N	4:X:340:TRP:CG[1_556]	1.63	0.57
4:0:281:SER:N	4:X:280:ASN:OD1[1_556]	1.63	0.57
4:3:195:GLU:OE1	4:Z:109:PRO:C[1_556]	1.63	0.57
4:0:82:MET:N	4:X:30:VAL:C[1_556]	1.63	0.57
4:2:177:ARG:CD	4:Z:160:THR:N[1_556]	1.63	0.57
4:0:267:ILE:CB	4:W:173:HIS:CB[1_556]	1.63	0.57
4:0:133:TYR:OH	4:X:145:SER:CA[1_556]	1.63	0.57
4:1:64:ILE:CD1	4:W:292:ASP:OD2[1_556]	1.63	0.57
4:2:174:ALA:O	4:Z:277:THR:CA[1_556]	1.63	0.57
4:1:73:HIS:CA	4:Y:157:ASP:C[1_556]	1.63	0.57
4:1:37:ARG:CZ	4:Y:56:ASP:C[1_556]	1.63	0.57

Continued on next page...

Continued from previous page...

Atom-1	Atom-2	Interatomic distance (Å)	Clash overlap (Å)
4:0:179:ASP:OD1	4:X:180:LEU:N[1_556]	1.63	0.57
4:2:175:ILE:CD1	4:Z:162:ASN:CA[1_556]	1.63	0.57
4:0:121:GLN:CB	4:X:9:VAL:CB[1_556]	1.63	0.57
4:0:339:VAL:CG1	4:X:335:ARG:CZ[1_556]	1.63	0.57
4:0:289:ILE:CB	4:X:294:TYR:OH[1_556]	1.63	0.57
4:1:116:ARG:CB	4:Y:339:VAL:CA[1_556]	1.63	0.57
4:0:123:MET:C	4:X:26:ALA:O[1_556]	1.63	0.57
4:0:294:TYR:CA	4:X:319:ALA:C[1_556]	1.63	0.57
4:0:209:VAL:O	4:X:193:LEU:C[1_556]	1.63	0.57
4:2:86:TRP:CE2	4:Z:337:TYR:CE1[1_556]	1.63	0.57
4:2:261:LEU:C	4:Z:265:SER:C[1_556]	1.63	0.57
4:2:72:GLU:OE1	4:Z:183:ARG:NE[1_556]	1.63	0.57
4:2:232:SER:OG	4:Y:369:ILE:CB[1_556]	1.63	0.57
4:2:151:ILE:CD1	4:Z:276:GLU:N[1_556]	1.63	0.57
4:1:119:MET:CA	4:Y:340:TRP:CB[1_556]	1.63	0.57
4:0:369:ILE:O	4:X:143:TYR:CD2[1_556]	1.63	0.57
4:2:110:LEU:CB	4:Z:161:HIS:CG[1_556]	1.63	0.57
4:1:82:MET:N	4:Y:30:VAL:C[1_556]	1.63	0.57
4:1:64:ILE:CD1	4:W:291:LYS:NZ[1_556]	1.63	0.57
4:1:364:GLU:C	4:Y:349:LEU:C[1_556]	1.63	0.57
4:1:196:ARG:CD	4:X:115:ASN:OD1[1_556]	1.63	0.57
4:2:70:PRO:O	4:Z:16:LEU:N[1_556]	1.63	0.57
4:1:272:ALA:N	4:Y:270:GLU:C[1_556]	1.63	0.57
4:0:368:SER:CA	4:X:346:LEU:CB[1_556]	1.63	0.57
4:2:141:SER:OG	4:Z:309:ILE:CB[1_556]	1.63	0.57
4:2:188:TYR:N	4:Z:191:LYS:CB[1_556]	1.63	0.57
4:1:210:ARG:C	4:Y:193:LEU:CG[1_556]	1.63	0.57
4:0:163:VAL:N	4:X:274:ILE:O[1_556]	1.63	0.57
4:1:296:ASN:O	4:Y:316:GLU:CA[1_556]	1.63	0.57
4:2:335:ARG:CA	4:Z:219:VAL:O[1_556]	1.63	0.57
4:1:73:HIS:N	4:Y:157:ASP:C[1_556]	1.63	0.57
4:0:309:ILE:CB	4:X:259:GLU:CD[1_556]	1.63	0.57
4:1:296:ASN:O	4:Y:316:GLU:N[1_556]	1.63	0.57
4:0:151:ILE:CD1	4:X:276:GLU:N[1_556]	1.63	0.57
4:0:236:LEU:CD1	4:W:117:GLU:OE2[1_556]	1.63	0.57
4:0:126:THR:CA	4:X:28:ARG:CD[1_556]	1.63	0.57
4:0:108:ALA:O	4:X:154:ASP:CA[1_556]	1.63	0.57
4:0:163:VAL:CG2	4:X:153:LEU:CG[1_556]	1.63	0.57
4:0:252:ASN:O	4:W:113:LYS:CG[1_556]	1.63	0.57
4:0:192:ILE:O	4:W:112:PRO:CD[1_556]	1.63	0.57
4:0:197:GLY:N	4:W:75:ILE:CA[1_556]	1.63	0.57

Continued on next page...

Continued from previous page...

Atom-1	Atom-2	Interatomic distance (Å)	Clash overlap (Å)
4:2:336:LYS:CD	4:Z:218:TYR:CD1[1_556]	1.63	0.57
4:1:330:ILE:CD1	4:Y:315:LYS:CB[1_556]	1.63	0.57
4:0:274:ILE:CD1	4:X:263:GLN:O[1_556]	1.63	0.57
4:2:236:LEU:CD1	4:Y:117:GLU:OE2[1_556]	1.63	0.57
4:1:147:ARG:CB	4:Y:314:GLN:CD[1_556]	1.63	0.57
4:1:306:TYR:CG	4:Y:256:ARG:CG[1_556]	1.63	0.57
4:0:112:PRO:O	4:X:137:GLN:CB[1_556]	1.63	0.57
4:3:266:PHE:O	4:Z:172:PRO:CA[1_556]	1.63	0.57
4:0:108:ALA:CB	4:X:155:SER:N[1_556]	1.63	0.57
4:0:159:VAL:CG1	4:X:180:LEU:O[1_556]	1.63	0.57
4:2:11:ASP:OD2	4:Z:305:MET:CA[1_556]	1.63	0.57
4:0:105:LEU:O	4:X:335:ARG:CA[1_556]	1.63	0.57
4:1:180:LEU:CD2	4:Y:267:ILE:CG1[1_556]	1.63	0.57
4:1:298:VAL:CG1	4:Y:313:MET:N[1_556]	1.63	0.57
4:0:78:ASN:ND2	4:X:32:PRO:O[1_556]	1.63	0.57
4:1:278:THR:CG2	4:Y:275:HIS:NE2[1_556]	1.63	0.57
4:1:72:GLU:N	4:Y:157:ASP:CB[1_556]	1.63	0.57
4:2:252:ASN:O	4:Y:113:LYS:CG[1_556]	1.63	0.57
4:0:195:GLU:OE1	4:W:109:PRO:O[1_556]	1.63	0.57
4:0:261:LEU:C	4:X:265:SER:C[1_556]	1.63	0.57
4:1:272:ALA:N	4:Y:270:GLU:CB[1_556]	1.63	0.57
4:2:270:GLU:OE1	4:Y:286:ASP:CG[1_556]	1.63	0.57
4:0:40:HIS:N	4:V:166:TYR:CZ[1_556]	1.63	0.57
4:0:161:HIS:CE1	4:X:155:SER:OG[1_556]	1.63	0.57
4:1:183:ARG:N	4:Y:189:LEU:N[1_556]	1.63	0.57
4:1:33:SER:CA	4:Y:210:ARG:CZ[1_556]	1.63	0.57
4:0:284:LYS:CB	4:X:280:ASN:CB[1_556]	1.63	0.57
4:0:67:LEU:C	4:X:62:ARG:NH1[1_556]	1.63	0.57
4:4:40:HIS:ND1	4:Z:166:TYR:CD2[1_556]	1.63	0.57
4:0:39:ARG:C	4:V:166:TYR:CZ[1_556]	1.63	0.57
4:0:136:ILE:CA	4:X:299:MET:CA[1_556]	1.63	0.57
4:2:108:ALA:C	4:Z:155:SER:N[1_556]	1.63	0.57
4:1:336:LYS:CB	4:Y:218:TYR:CG[1_556]	1.63	0.57
4:1:371:HIS:O	4:Y:140:LEU:CA[1_556]	1.63	0.57
4:1:177:ARG:NH1	4:Y:159:VAL:N[1_556]	1.63	0.57
4:0:205:GLU:O	4:X:198:TYR:C[1_556]	1.63	0.57
4:2:126:THR:CA	4:Z:28:ARG:CD[1_556]	1.63	0.57
4:1:108:ALA:N	4:Y:301:GLY:CA[1_556]	1.63	0.57
4:3:64:ILE:CD1	4:Y:292:ASP:OD2[1_556]	1.63	0.57
4:2:195:GLU:OE1	4:Y:109:PRO:O[1_556]	1.63	0.57
4:0:175:ILE:CD1	4:X:162:ASN:CA[1_556]	1.63	0.57

Continued on next page...

Continued from previous page...

Atom-1	Atom-2	Interatomic distance (Å)	Clash overlap (Å)
4:3:230:ALA:N	4:Z:368:SER:C[1_556]	1.63	0.57
4:2:192:ILE:O	4:Y:112:PRO:CD[1_556]	1.63	0.57
4:2:105:LEU:O	4:Z:334:GLU:C[1_556]	1.63	0.57
4:2:82:MET:CA	4:Z:30:VAL:CG1[1_556]	1.63	0.57
4:2:136:ILE:CB	4:Z:299:MET:C[1_556]	1.63	0.57
4:2:284:LYS:CB	4:Z:280:ASN:CB[1_556]	1.63	0.57
4:2:121:GLN:CB	4:Z:9:VAL:CB[1_556]	1.64	0.56
4:2:112:PRO:CA	4:Z:137:GLN:CG[1_556]	1.64	0.56
4:3:196:ARG:CD	4:Z:115:ASN:OD1[1_556]	1.64	0.56
4:2:79:TRP:CD1	4:Z:17:VAL:CB[1_556]	1.64	0.56
4:1:210:ARG:N	4:Y:193:LEU:C[1_556]	1.64	0.56
4:0:119:MET:CA	4:X:340:TRP:CD1[1_556]	1.64	0.56
4:1:162:ASN:CB	4:Y:273:GLY:C[1_556]	1.64	0.56
4:0:291:LYS:CD	4:X:322:PRO:CA[1_556]	1.64	0.56
4:1:337:TYR:N	4:Y:307:PRO:CB[1_556]	1.64	0.56
4:0:113:LYS:CB	4:X:136:ILE:O[1_556]	1.64	0.56
4:1:264:PRO:CB	4:Y:269:MET:N[1_556]	1.64	0.56
4:2:115:ASN:CG	4:Z:11:ASP:OD1[1_556]	1.64	0.56
4:2:78:ASN:ND2	4:Z:32:PRO:O[1_556]	1.64	0.56
4:0:169:TYR:CD1	4:X:151:ILE:N[1_556]	1.64	0.56
4:0:82:MET:CA	4:X:30:VAL:CG1[1_556]	1.64	0.56
4:1:185:LEU:CD2	4:Y:188:TYR:OH[1_556]	1.64	0.56
4:2:210:ARG:CA	4:Z:193:LEU:CD1[1_556]	1.64	0.56
4:0:70:PRO:O	4:X:16:LEU:N[1_556]	1.64	0.56
4:0:232:SER:OG	4:W:369:ILE:CB[1_556]	1.64	0.56
4:1:178:LEU:CD2	4:Y:264:PRO:CA[1_556]	1.64	0.56
4:2:67:LEU:C	4:Z:62:ARG:NH1[1_556]	1.64	0.56
4:1:124:PHE:CD1	4:Y:24:ASP:O[1_556]	1.64	0.56
4:1:371:HIS:CG	4:Y:140:LEU:CG[1_556]	1.64	0.56
4:1:105:LEU:C	4:Y:335:ARG:CA[1_556]	1.64	0.56
4:1:289:ILE:O	4:Y:321:ALA:CA[1_556]	1.64	0.56
4:1:292:ASP:C	4:Y:321:ALA:N[1_556]	1.64	0.56
4:1:366:GLY:N	4:Y:348:SER:N[1_556]	1.64	0.56
4:1:40:HIS:N	4:W:166:TYR:CZ[1_556]	1.64	0.56
4:0:172:PRO:CG	4:X:164:PRO:CA[1_556]	1.64	0.56
4:2:179:ASP:OD1	4:Z:180:LEU:N[1_556]	1.64	0.56
4:1:203:THR:CA	4:Y:201:VAL:CG2[1_556]	1.64	0.56
4:2:293:LEU:CA	4:Z:317:ILE:O[1_556]	1.64	0.56
4:0:336:LYS:CD	4:X:218:TYR:CD1[1_556]	1.64	0.56
4:0:136:ILE:CB	4:X:299:MET:C[1_556]	1.64	0.56
4:0:210:ARG:CA	4:X:193:LEU:CD1[1_556]	1.64	0.56

Continued on next page...

Continued from previous page...

Atom-1	Atom-2	Interatomic distance (Å)	Clash overlap (Å)
4:0:371:HIS:CG	4:X:140:LEU:CG[1_556]	1.64	0.56
4:0:211:ASP:CB	4:X:249:THR:O[1_556]	1.64	0.56
4:0:186:THR:O	4:X:191:LYS:C[1_556]	1.64	0.56
4:3:197:GLY:C	4:Z:75:ILE:O[1_556]	1.64	0.56
4:2:274:ILE:CD1	4:Z:263:GLN:O[1_556]	1.64	0.56
4:1:166:TYR:C	4:Y:294:TYR:O[1_556]	1.64	0.56
4:2:113:LYS:CB	4:Z:136:ILE:N[1_556]	1.64	0.56
4:2:371:HIS:CG	4:Z:140:LEU:CG[1_556]	1.64	0.56
4:0:80:ASP:OD2	4:X:93:GLU:OE2[1_556]	1.64	0.56
4:1:159:VAL:CG1	4:Y:180:LEU:C[1_556]	1.64	0.56
4:3:268:GLY:C	4:Z:284:LYS:O[1_556]	1.64	0.56
4:0:63:GLY:N	4:V:288:ASP:C[1_556]	1.64	0.56
4:3:40:HIS:CG	4:Y:166:TYR:CD2[1_556]	1.64	0.56
4:1:274:ILE:CG2	4:Y:263:GLN:CA[1_556]	1.64	0.56
4:1:108:ALA:CB	4:Y:155:SER:N[1_556]	1.64	0.56
4:1:109:PRO:C	4:Y:154:ASP:CB[1_556]	1.64	0.56
4:0:79:TRP:CD1	4:X:17:VAL:CB[1_556]	1.64	0.56
4:0:365:ALA:C	4:X:346:LEU:O[1_556]	1.64	0.56
4:0:124:PHE:CA	4:X:24:ASP:C[1_556]	1.64	0.56
4:1:122:ILE:CG1	4:Y:19:ALA:N[1_556]	1.64	0.56
4:4:64:ILE:CD1	4:Z:291:LYS:NZ[1_556]	1.64	0.56
4:2:279:TYR:CA	4:Z:276:GLU:CD[1_556]	1.64	0.56
4:0:109:PRO:C	4:X:154:ASP:CB[1_556]	1.64	0.56
4:2:267:ILE:CB	4:Y:173:HIS:CB[1_556]	1.64	0.56
4:0:118:LYS:CG	4:X:18:LYS:O[1_556]	1.64	0.56
4:2:330:ILE:CD1	4:Z:315:LYS:CB[1_556]	1.64	0.56
4:0:136:ILE:N	4:X:299:MET:C[1_556]	1.64	0.56
4:2:123:MET:C	4:Z:26:ALA:O[1_556]	1.64	0.56
4:0:288:ASP:C	4:X:322:PRO:CG[1_556]	1.64	0.56
4:1:16:LEU:CA	4:Y:214:GLU:CA[1_556]	1.64	0.56
4:1:336:LYS:CB	4:Y:218:TYR:CD1[1_556]	1.64	0.56
4:2:163:VAL:N	4:Z:274:ILE:O[1_556]	1.64	0.56
4:2:370:VAL:CG1	4:Z:342:GLY:N[1_556]	1.64	0.56
4:2:122:ILE:CG2	4:Z:28:ARG:N[1_556]	1.64	0.56
4:1:295:ALA:O	4:Y:315:LYS:NZ[1_556]	1.64	0.56
4:2:33:SER:O	4:Z:210:ARG:NH2[1_556]	1.64	0.56
4:1:197:GLY:C	4:X:75:ILE:O[1_556]	1.64	0.56
4:0:105:LEU:O	4:X:334:GLU:C[1_556]	1.64	0.56
4:1:331:ALA:N	4:Y:222:ASP:N[1_556]	1.64	0.56
4:0:77:THR:OG1	4:X:14:SER:CA[1_556]	1.64	0.56
4:2:108:ALA:CB	4:Z:155:SER:N[1_556]	1.64	0.56

Continued on next page...

Continued from previous page...

Atom-1	Atom-2	Interatomic distance (Å)	Clash overlap (Å)
4:1:40:HIS:CG	4:W:166:TYR:CD2[1_556]	1.64	0.56
4:0:336:LYS:O	4:X:307:PRO:CD[1_556]	1.64	0.56
4:0:163:VAL:C	4:X:278:THR:CB[1_556]	1.64	0.56
4:0:188:TYR:N	4:X:191:LYS:CB[1_556]	1.64	0.56
4:2:186:THR:O	4:Z:191:LYS:C[1_556]	1.64	0.56
4:2:270:GLU:OE1	4:Y:286:ASP:CA[1_556]	1.64	0.56
4:1:15:GLY:N	4:Y:213:LYS:CE[1_556]	1.64	0.56
4:1:253:GLU:OE2	4:X:114:ALA:N[1_556]	1.64	0.56
4:2:113:LYS:CB	4:Z:136:ILE:O[1_556]	1.64	0.56
4:2:177:ARG:NH2	4:Z:159:VAL:N[1_556]	1.64	0.56
4:2:168:GLY:CA	4:Z:296:ASN:N[1_556]	1.65	0.55
4:2:77:THR:OG1	4:Z:14:SER:CA[1_556]	1.65	0.55
4:2:118:LYS:CG	4:Z:18:LYS:O[1_556]	1.65	0.55
4:1:365:ALA:C	4:Y:346:LEU:O[1_556]	1.65	0.55
4:2:369:ILE:O	4:Z:143:TYR:CD2[1_556]	1.65	0.55
4:0:137:GLN:OE1	4:X:304:THR:CA[1_556]	1.65	0.55
4:2:159:VAL:CG1	4:Z:180:LEU:O[1_556]	1.65	0.55
4:2:169:TYR:CD1	4:Z:151:ILE:N[1_556]	1.65	0.55
4:0:364:GLU:C	4:X:349:LEU:C[1_556]	1.65	0.55
4:2:15:GLY:N	4:Z:213:LYS:CE[1_556]	1.65	0.55
4:1:203:THR:OG1	4:Y:205:GLU:CD[1_556]	1.65	0.55
4:1:68:LYS:CA	4:Y:59:GLN:CD[1_556]	1.65	0.55
4:1:208:ILE:CB	4:Y:198:TYR:CE1[1_556]	1.65	0.55
4:1:114:ALA:CB	4:Y:106:THR:CB[1_556]	1.65	0.55
4:1:212:ILE:CD1	4:Y:197:GLY:CA[1_556]	1.65	0.55
4:2:205:GLU:O	4:Z:198:TYR:C[1_556]	1.65	0.55
4:0:168:GLY:CA	4:X:296:ASN:N[1_556]	1.65	0.55
4:2:112:PRO:O	4:Z:137:GLN:CB[1_556]	1.65	0.55
4:0:177:ARG:CD	4:X:160:THR:N[1_556]	1.65	0.55
4:0:33:SER:O	4:X:210:ARG:NH2[1_556]	1.65	0.55
4:2:40:HIS:CA	4:X:167:GLU:CG[1_556]	1.65	0.55
4:2:108:ALA:O	4:Z:154:ASP:CA[1_556]	1.65	0.55
4:0:62:ARG:NH2	4:X:205:GLU:CB[1_556]	1.65	0.55
4:1:331:ALA:CB	4:Y:221:LEU:C[1_556]	1.65	0.55
4:0:165:ILE:O	4:X:317:ILE:CD1[1_556]	1.65	0.55
4:2:306:TYR:CE2	4:Z:256:ARG:CB[1_556]	1.65	0.55
4:0:166:TYR:CG	4:X:294:TYR:CD2[1_556]	1.65	0.55
4:2:288:ASP:C	4:Z:322:PRO:CG[1_556]	1.65	0.55
4:0:331:ALA:N	4:X:222:ASP:N[1_556]	1.65	0.55
4:1:212:ILE:CD1	4:Y:197:GLY:N[1_556]	1.65	0.55
4:1:67:LEU:CB	4:Y:207:GLU:OE2[1_556]	1.65	0.55

Continued on next page...

Continued from previous page...

Atom-1	Atom-2	Interatomic distance (Å)	Clash overlap (Å)
4:1:299:MET:SD	4:Y:312:ARG:NE[1_556]	1.65	0.55
4:2:105:LEU:O	4:Z:335:ARG:CA[1_556]	1.65	0.55
4:1:266:PHE:O	4:X:172:PRO:CA[1_556]	1.65	0.55
4:2:211:ASP:CB	4:Z:249:THR:O[1_556]	1.65	0.55
4:2:39:ARG:C	4:X:166:TYR:CZ[1_556]	1.65	0.55
4:2:163:VAL:C	4:Z:278:THR:CB[1_556]	1.65	0.55
4:1:177:ARG:NH1	4:Y:159:VAL:CB[1_556]	1.65	0.55
4:0:306:TYR:CE2	4:X:256:ARG:CB[1_556]	1.65	0.55
4:0:230:ALA:N	4:W:368:SER:C[1_556]	1.65	0.55
4:0:140:LEU:O	4:X:310:ALA:CB[1_556]	1.65	0.55
4:1:16:LEU:CG	4:Y:214:GLU:N[1_556]	1.65	0.55
4:0:113:LYS:CB	4:X:136:ILE:N[1_556]	1.65	0.55
4:1:291:LYS:CD	4:Y:322:PRO:CA[1_556]	1.65	0.55
4:2:40:HIS:ND1	4:X:166:TYR:CD2[1_556]	1.65	0.55
4:1:337:TYR:CE2	4:Y:218:TYR:OH[1_556]	1.65	0.55
4:1:296:ASN:ND2	4:Y:318:THR:CA[1_556]	1.65	0.55
4:2:108:ALA:O	4:Z:154:ASP:CG[1_556]	1.65	0.55
4:1:78:ASN:CB	4:Y:32:PRO:O[1_556]	1.65	0.55
4:2:117:GLU:OE1	4:Z:104:LEU:CD2[1_556]	1.65	0.55
4:2:124:PHE:CA	4:Z:24:ASP:C[1_556]	1.65	0.55
4:2:62:ARG:NH2	4:Z:205:GLU:CB[1_556]	1.65	0.55
4:0:299:MET:C	4:X:312:ARG:CG[1_556]	1.65	0.55
4:0:293:LEU:CA	4:X:317:ILE:O[1_556]	1.65	0.55
4:1:162:ASN:N	4:Y:274:ILE:CB[1_556]	1.65	0.55
4:1:303:THR:CA	4:Y:257:CYS:C[1_556]	1.65	0.55
4:1:180:LEU:CD1	4:Y:267:ILE:CG1[1_556]	1.65	0.55
4:0:296:ASN:N	4:X:319:ALA:CB[1_556]	1.65	0.55
4:2:192:ILE:O	4:Y:110:LEU:O[1_556]	1.65	0.55
4:2:147:ARG:CD	4:Z:314:GLN:OE1[1_556]	1.65	0.55
4:2:122:ILE:CD1	4:Z:19:ALA:CA[1_556]	1.65	0.55
4:1:206:ARG:C	4:Y:199:SER:C[1_556]	1.65	0.55
4:1:286:ASP:OD2	4:Y:290:ARG:CD[1_556]	1.65	0.55
4:1:230:ALA:N	4:X:368:SER:C[1_556]	1.65	0.55
4:2:149:THR:N	4:Z:327:ILE:C[1_556]	1.65	0.55
4:2:106:THR:N	4:Z:335:ARG:N[1_556]	1.65	0.55
4:0:33:SER:CA	4:X:210:ARG:NH1[1_556]	1.65	0.55
4:2:136:ILE:CA	4:Z:299:MET:CA[1_556]	1.65	0.55
4:1:370:VAL:CG1	4:Y:342:GLY:N[1_556]	1.65	0.55
4:0:115:ASN:CG	4:X:11:ASP:OD1[1_556]	1.65	0.55
4:1:274:ILE:CB	4:Y:263:GLN:CB[1_556]	1.65	0.55
4:0:112:PRO:CA	4:X:137:GLN:CG[1_556]	1.66	0.54

Continued on next page...

Continued from previous page...

Atom-1	Atom-2	Interatomic distance (Å)	Clash overlap (Å)
4:1:169:TYR:CD1	4:Y:151:ILE:N[1_556]	1.66	0.54
4:1:112:PRO:O	4:Y:137:GLN:CB[1_556]	1.66	0.54
4:1:297:ASN:N	4:Y:316:GLU:CA[1_556]	1.66	0.54
4:0:106:THR:N	4:X:335:ARG:N[1_556]	1.66	0.54
4:0:166:TYR:CB	4:X:294:TYR:CB[1_556]	1.66	0.54
4:2:40:HIS:N	4:X:166:TYR:CZ[1_556]	1.66	0.54
4:1:59:GLN:CG	4:Y:208:ILE:CG1[1_556]	1.66	0.54
4:0:292:ASP:C	4:X:318:THR:O[1_556]	1.66	0.54
4:0:71:ILE:C	4:X:157:ASP:CG[1_556]	1.66	0.54
4:0:141:SER:N	4:X:310:ALA:CB[1_556]	1.66	0.54
4:2:298:VAL:CG2	4:Z:311:ASP:O[1_556]	1.66	0.54
4:0:173:HIS:NE2	4:X:281:SER:C[1_556]	1.66	0.54
4:2:303:THR:CG2	4:Z:257:CYS:O[1_556]	1.66	0.54
4:0:63:GLY:N	4:V:288:ASP:N[1_556]	1.66	0.54
4:2:137:GLN:OE1	4:Z:304:THR:CA[1_556]	1.66	0.54
4:1:296:ASN:N	4:Y:319:ALA:CB[1_556]	1.66	0.54
4:1:305:MET:N	4:Y:255:PHE:O[1_556]	1.66	0.54
4:0:192:ILE:O	4:W:110:LEU:O[1_556]	1.66	0.54
4:0:68:LYS:CB	4:X:59:GLN:CD[1_556]	1.66	0.54
4:2:104:LEU:CB	4:Z:334:GLU:OE2[1_556]	1.66	0.54
4:1:279:TYR:CA	4:Y:276:GLU:CD[1_556]	1.66	0.54
4:1:106:THR:CA	4:Y:335:ARG:CB[1_556]	1.66	0.54
4:0:279:TYR:CA	4:X:276:GLU:CD[1_556]	1.66	0.54
4:0:122:ILE:CG2	4:X:28:ARG:N[1_556]	1.66	0.54
4:2:364:GLU:C	4:Z:349:LEU:C[1_556]	1.66	0.54
4:2:116:ARG:CZ	4:Z:141:SER:O[1_556]	1.66	0.54
4:0:270:GLU:OE1	4:W:286:ASP:CA[1_556]	1.66	0.54
4:1:189:LEU:CG	4:Y:195:GLU:CG[1_556]	1.66	0.54
4:2:172:PRO:CB	4:Z:163:VAL:CA[1_556]	1.66	0.54
4:0:167:GLU:O	4:X:295:ALA:CA[1_556]	1.66	0.54
4:2:136:ILE:N	4:Z:299:MET:C[1_556]	1.66	0.54
4:1:369:ILE:CA	4:Y:346:LEU:CA[1_556]	1.66	0.54
4:2:177:ARG:NH1	4:Z:159:VAL:N[1_556]	1.66	0.54
4:1:137:GLN:CG	4:Y:304:THR:CB[1_556]	1.66	0.54
4:0:162:ASN:N	4:X:274:ILE:N[1_556]	1.66	0.54
4:3:270:GLU:CG	4:Z:286:ASP:CA[1_556]	1.66	0.54
4:1:157:ASP:CG	4:Y:213:LYS:CD[1_556]	1.66	0.54
4:2:331:ALA:N	4:Z:222:ASP:N[1_556]	1.66	0.54
4:2:73:HIS:N	4:Z:157:ASP:C[1_556]	1.66	0.54
4:0:40:HIS:ND1	4:V:166:TYR:CD2[1_556]	1.66	0.54
4:0:68:LYS:NZ	4:X:59:GLN:CB[1_556]	1.66	0.54

Continued on next page...

Continued from previous page...

Atom-1	Atom-2	Interatomic distance (Å)	Clash overlap (Å)
4:0:266:PHE:O	4:W:172:PRO:CA[1_556]	1.66	0.54
4:1:133:TYR:CD1	4:Y:144:ALA:O[1_556]	1.66	0.54
4:2:148:THR:CA	4:Z:328:LYS:N[1_556]	1.66	0.54
4:1:134:VAL:CG2	4:Y:338:SER:C[1_556]	1.66	0.54
4:2:122:ILE:CG2	4:Z:27:PRO:C[1_556]	1.66	0.54
4:1:62:ARG:CB	4:Y:204:ALA:CB[1_556]	1.66	0.54
4:2:33:SER:CA	4:Z:210:ARG:NH1[1_556]	1.66	0.54
4:0:301:GLY:CA	4:X:219:VAL:CG2[1_556]	1.66	0.54
4:4:62:ARG:C	4:Z:288:ASP:CB[1_556]	1.66	0.54
4:2:166:TYR:CB	4:Z:294:TYR:CB[1_556]	1.66	0.54
4:1:153:LEU:O	4:Y:262:PHE:CE1[1_556]	1.66	0.54
4:1:186:THR:CA	4:Y:191:LYS:CA[1_556]	1.66	0.54
4:0:117:GLU:OE1	4:X:104:LEU:CD2[1_556]	1.66	0.54
4:0:116:ARG:CZ	4:X:141:SER:O[1_556]	1.66	0.54
4:1:210:ARG:CA	4:Y:193:LEU:CA[1_556]	1.66	0.54
4:1:336:LYS:O	4:Y:307:PRO:CD[1_556]	1.66	0.54
4:1:185:LEU:C	4:Y:191:LYS:CG[1_556]	1.66	0.54
4:1:30:VAL:C	4:Y:215:LYS:CG[1_556]	1.66	0.54
4:1:142:LEU:CB	4:Y:329:ILE:CB[1_556]	1.66	0.54
4:0:122:ILE:CG2	4:X:27:PRO:C[1_556]	1.66	0.54
4:0:40:HIS:CA	4:V:167:GLU:CG[1_556]	1.66	0.54
4:0:330:ILE:CD1	4:X:315:LYS:CB[1_556]	1.66	0.54
4:1:140:LEU:CD2	4:Y:332:PRO:N[1_556]	1.66	0.54
4:2:214:GLU:CG	4:Z:250:ILE:CG2[1_556]	1.66	0.54
4:1:210:ARG:N	4:Y:193:LEU:O[1_556]	1.66	0.54
4:2:165:ILE:O	4:Z:317:ILE:CD1[1_556]	1.66	0.54
4:0:296:ASN:O	4:X:316:GLU:CA[1_556]	1.66	0.54
4:2:301:GLY:CA	4:Z:219:VAL:CG2[1_556]	1.66	0.54
4:1:124:PHE:CD1	4:Y:23:GLY:O[1_556]	1.66	0.54
4:2:365:ALA:C	4:Z:346:LEU:O[1_556]	1.66	0.54
4:0:169:TYR:CA	4:X:296:ASN:C[1_556]	1.66	0.54
4:0:108:ALA:O	4:X:154:ASP:CG[1_556]	1.66	0.54
4:1:217:CYS:CB	4:Y:256:ARG:CZ[1_556]	1.66	0.54
4:0:177:ARG:NH2	4:X:159:VAL:N[1_556]	1.66	0.54
4:1:11:ASP:CA	4:Y:305:MET:SD[1_556]	1.66	0.54
4:0:148:THR:CA	4:X:328:LYS:N[1_556]	1.66	0.54
4:1:274:ILE:CD1	4:Y:263:GLN:O[1_556]	1.66	0.54
4:2:362:TYR:OH	4:Z:22:ALA:N[1_556]	1.66	0.54
4:2:169:TYR:CA	4:Z:296:ASN:C[1_556]	1.66	0.54
4:1:162:ASN:N	4:Y:274:ILE:N[1_556]	1.66	0.54
4:0:104:LEU:CB	4:X:334:GLU:OE2[1_556]	1.66	0.54

Continued on next page...

Continued from previous page...

Atom-1	Atom-2	Interatomic distance (Å)	Clash overlap (Å)
4:2:366:GLY:C	4:Z:347:ALA:CB[1_556]	1.66	0.54
4:1:286:ASP:CB	4:Y:290:ARG:CD[1_556]	1.66	0.54
4:1:179:ASP:OD1	4:Y:180:LEU:N[1_556]	1.66	0.54
4:2:292:ASP:C	4:Z:318:THR:O[1_556]	1.66	0.54
4:2:119:MET:CB	4:Z:340:TRP:CB[1_556]	1.66	0.54
4:3:40:HIS:NE2	4:Y:166:TYR:CG[1_556]	1.66	0.54
4:1:105:LEU:O	4:Y:334:GLU:C[1_556]	1.66	0.54
4:1:253:GLU:CD	4:X:112:PRO:CA[1_556]	1.66	0.54
4:2:264:PRO:CA	4:Z:268:GLY:N[1_556]	1.66	0.54
4:2:73:HIS:CA	4:Z:157:ASP:C[1_556]	1.66	0.54
4:1:339:VAL:CG1	4:Y:335:ARG:CZ[1_556]	1.67	0.53
4:2:142:LEU:CB	4:Z:329:ILE:CB[1_556]	1.67	0.53
4:0:149:THR:CB	4:X:327:ILE:CB[1_556]	1.67	0.53
4:2:149:THR:CB	4:Z:327:ILE:CB[1_556]	1.67	0.53
4:0:298:VAL:CG2	4:X:311:ASP:O[1_556]	1.67	0.53
4:1:126:THR:CA	4:Y:28:ARG:CD[1_556]	1.67	0.53
4:0:177:ARG:NH1	4:X:159:VAL:N[1_556]	1.67	0.53
4:1:136:ILE:O	4:Y:299:MET:CA[1_556]	1.67	0.53
4:0:162:ASN:CB	4:X:273:GLY:C[1_556]	1.67	0.53
4:0:332:PRO:CG	4:X:221:LEU:CD1[1_556]	1.67	0.53
4:1:215:LYS:CD	4:Y:237:GLU:OE1[1_556]	1.67	0.53
4:4:63:GLY:O	4:Z:289:ILE:CA[1_556]	1.67	0.53
4:1:129:VAL:CB	4:Y:25:ASP:CB[1_556]	1.67	0.53
4:0:137:GLN:CG	4:X:304:THR:CB[1_556]	1.67	0.53
4:1:74:GLY:C	4:Y:157:ASP:N[1_556]	1.67	0.53
4:2:159:VAL:N	4:Z:181:ALA:C[1_556]	1.67	0.53
4:2:166:TYR:CG	4:Z:294:TYR:CD2[1_556]	1.67	0.53
4:4:40:HIS:CE1	4:Z:166:TYR:CD2[1_556]	1.67	0.53
4:0:105:LEU:C	4:X:335:ARG:CA[1_556]	1.67	0.53
4:2:63:GLY:O	4:X:289:ILE:CA[1_556]	1.67	0.53
4:1:136:ILE:CA	4:Y:299:MET:CA[1_556]	1.67	0.53
4:2:371:HIS:O	4:Z:140:LEU:CA[1_556]	1.67	0.53
4:1:72:GLU:O	4:Y:157:ASP:CA[1_556]	1.67	0.53
4:0:73:HIS:N	4:X:157:ASP:C[1_556]	1.67	0.53
4:2:81:ASP:OD2	4:Z:32:PRO:CD[1_556]	1.67	0.53
4:1:303:THR:CG2	4:Y:257:CYS:O[1_556]	1.67	0.53
4:2:124:PHE:CD1	4:Z:23:GLY:O[1_556]	1.67	0.53
4:2:71:ILE:C	4:Z:157:ASP:CG[1_556]	1.67	0.53
4:3:253:GLU:N	4:Z:113:LYS:CG[1_556]	1.67	0.53
4:2:208:ILE:C	4:Z:198:TYR:CB[1_556]	1.67	0.53
4:4:39:ARG:C	4:Z:166:TYR:CZ[1_556]	1.67	0.53

Continued on next page...

Continued from previous page...

Atom-1	Atom-2	Interatomic distance (Å)	Clash overlap (Å)
4:0:371:HIS:CE1	4:X:140:LEU:N[1_556]	1.67	0.53
4:1:113:LYS:CD	4:Y:136:ILE:CB[1_556]	1.67	0.53
4:0:366:GLY:C	4:X:347:ALA:CB[1_556]	1.67	0.53
4:0:81:ASP:OD2	4:X:32:PRO:CD[1_556]	1.67	0.53
4:2:299:MET:C	4:Z:312:ARG:CG[1_556]	1.67	0.53
4:1:165:ILE:O	4:Y:317:ILE:CD1[1_556]	1.67	0.53
4:2:298:VAL:CG1	4:Z:311:ASP:C[1_556]	1.67	0.53
4:0:208:ILE:C	4:X:198:TYR:CB[1_556]	1.67	0.53
4:0:169:TYR:N	4:X:296:ASN:N[1_556]	1.67	0.53
4:2:174:ALA:N	4:Z:281:SER:OG[1_556]	1.67	0.53
4:1:162:ASN:CB	4:Y:274:ILE:C[1_556]	1.67	0.53
4:0:149:THR:C	4:X:327:ILE:CG1[1_556]	1.67	0.53
4:1:339:VAL:C	4:Y:335:ARG:NH2[1_556]	1.67	0.53
4:0:197:GLY:C	4:W:75:ILE:O[1_556]	1.67	0.53
4:0:214:GLU:CG	4:X:250:ILE:CG2[1_556]	1.67	0.53
4:1:270:GLU:CG	4:X:286:ASP:CA[1_556]	1.67	0.53
4:2:141:SER:N	4:Z:310:ALA:CB[1_556]	1.67	0.53
4:2:230:ALA:N	4:Y:368:SER:C[1_556]	1.67	0.53
4:1:149:THR:C	4:Y:327:ILE:CG1[1_556]	1.67	0.53
4:1:167:GLU:O	4:Y:295:ALA:CA[1_556]	1.67	0.53
4:0:116:ARG:O	4:X:339:VAL:C[1_556]	1.67	0.53
4:0:210:ARG:N	4:X:193:LEU:O[1_556]	1.67	0.53
4:2:68:LYS:CB	4:Z:59:GLN:CD[1_556]	1.67	0.53
4:2:296:ASN:OD1	4:Z:318:THR:CB[1_556]	1.67	0.53
4:0:116:ARG:O	4:X:340:TRP:N[1_556]	1.67	0.53
4:0:371:HIS:O	4:X:140:LEU:CA[1_556]	1.67	0.53
4:1:82:MET:CA	4:Y:30:VAL:CG1[1_556]	1.67	0.53
4:0:149:THR:N	4:X:327:ILE:C[1_556]	1.67	0.53
4:0:116:ARG:C	4:X:339:VAL:C[1_556]	1.67	0.53
4:2:63:GLY:N	4:X:288:ASP:N[1_556]	1.67	0.53
4:1:172:PRO:CB	4:Y:163:VAL:CA[1_556]	1.67	0.53
4:0:122:ILE:CD1	4:X:19:ALA:CA[1_556]	1.67	0.53
4:2:147:ARG:CB	4:Z:314:GLN:CD[1_556]	1.67	0.53
4:1:77:THR:C	4:Y:33:SER:CB[1_556]	1.67	0.53
4:0:272:ALA:N	4:X:270:GLU:CB[1_556]	1.67	0.53
4:1:80:ASP:OD2	4:Y:93:GLU:OE2[1_556]	1.67	0.53
4:2:140:LEU:O	4:Z:310:ALA:CB[1_556]	1.67	0.53
4:0:296:ASN:OD1	4:X:318:THR:CB[1_556]	1.67	0.53
4:2:296:ASN:O	4:Z:316:GLU:CA[1_556]	1.67	0.53
4:0:33:SER:O	4:X:210:ARG:NE[1_556]	1.67	0.53
4:1:166:TYR:CE1	4:Y:325:MET:CG[1_556]	1.67	0.53

Continued on next page...

Continued from previous page...

Atom-1	Atom-2	Interatomic distance (Å)	Clash overlap (Å)
4:0:298:VAL:CG1	4:X:311:ASP:C[1_556]	1.67	0.53
4:1:40:HIS:NE2	4:W:166:TYR:CG[1_556]	1.67	0.53
4:1:299:MET:CB	4:Y:312:ARG:CG[1_556]	1.67	0.53
4:2:149:THR:C	4:Z:327:ILE:CG1[1_556]	1.67	0.53
4:1:118:LYS:C	4:Y:340:TRP:NE1[1_556]	1.67	0.53
4:0:307:PRO:CA	4:X:227:MET:CG[1_556]	1.67	0.53
4:1:253:GLU:N	4:X:113:LYS:CG[1_556]	1.67	0.53
4:1:114:ALA:N	4:Y:106:THR:CB[1_556]	1.67	0.53
4:1:79:TRP:CD1	4:Y:17:VAL:CB[1_556]	1.67	0.53
4:0:166:TYR:O	4:X:294:TYR:N[1_556]	1.67	0.53
4:2:114:ALA:N	4:Z:106:THR:CB[1_556]	1.67	0.53
4:2:169:TYR:N	4:Z:296:ASN:N[1_556]	1.67	0.53
4:2:150:GLY:C	4:Z:317:ILE:CG2[1_556]	1.67	0.53
4:0:304:THR:O	4:X:223:PHE:CG[1_556]	1.67	0.53
4:0:150:GLY:C	4:X:317:ILE:CG2[1_556]	1.67	0.53
4:4:63:GLY:N	4:Z:288:ASP:N[1_556]	1.67	0.53
4:3:39:ARG:CA	4:Y:166:TYR:OH[1_556]	1.67	0.53
4:0:137:GLN:O	4:X:299:MET:CE[1_556]	1.67	0.53
4:1:197:GLY:C	4:X:75:ILE:CB[1_556]	1.67	0.53
4:1:180:LEU:CD2	4:Y:267:ILE:C[1_556]	1.67	0.53
4:0:172:PRO:CB	4:X:163:VAL:CA[1_556]	1.67	0.53
4:4:40:HIS:N	4:Z:166:TYR:CZ[1_556]	1.67	0.53
4:0:119:MET:CB	4:X:340:TRP:CB[1_556]	1.67	0.53
4:0:362:TYR:OH	4:X:22:ALA:N[1_556]	1.68	0.52
4:2:295:ALA:N	4:Z:319:ALA:CB[1_556]	1.68	0.52
4:2:296:ASN:N	4:Z:319:ALA:CB[1_556]	1.68	0.52
4:0:298:VAL:CG2	4:X:315:LYS:N[1_556]	1.68	0.52
4:2:197:GLY:C	4:Y:75:ILE:O[1_556]	1.68	0.52
4:1:119:MET:CB	4:Y:340:TRP:CB[1_556]	1.68	0.52
4:2:173:HIS:NE2	4:Z:281:SER:C[1_556]	1.68	0.52
4:2:68:LYS:NZ	4:Z:59:GLN:CB[1_556]	1.68	0.52
4:0:31:PHE:N	4:X:215:LYS:CG[1_556]	1.68	0.52
4:1:174:ALA:O	4:Y:277:THR:CA[1_556]	1.68	0.52
4:0:147:ARG:CD	4:X:314:GLN:OE1[1_556]	1.68	0.52
4:1:134:VAL:CA	4:Y:338:SER:OG[1_556]	1.68	0.52
4:1:147:ARG:CD	4:Y:314:GLN:OE1[1_556]	1.68	0.52
4:2:371:HIS:CE1	4:Z:140:LEU:N[1_556]	1.68	0.52
4:2:307:PRO:CA	4:Z:227:MET:CG[1_556]	1.68	0.52
4:1:72:GLU:CD	4:Y:183:ARG:CZ[1_556]	1.68	0.52
4:2:72:GLU:C	4:Z:157:ASP:CG[1_556]	1.68	0.52
4:0:63:GLY:O	4:V:289:ILE:CA[1_556]	1.68	0.52

Continued on next page...

Continued from previous page...

Atom-1	Atom-2	Interatomic distance (Å)	Clash overlap (Å)
4:0:125:GLU:CD	4:X:21:PHE:CA[1_556]	1.68	0.52
4:0:79:TRP:CG	4:X:17:VAL:C[1_556]	1.68	0.52
4:2:72:GLU:C	4:Z:157:ASP:CA[1_556]	1.68	0.52
4:0:285:CYS:O	4:X:283:MET:CG[1_556]	1.68	0.52
4:1:304:THR:O	4:Y:223:PHE:CG[1_556]	1.68	0.52
4:2:62:ARG:C	4:X:288:ASP:CB[1_556]	1.68	0.52
4:0:303:THR:CG2	4:X:257:CYS:O[1_556]	1.68	0.52
4:0:295:ALA:N	4:X:319:ALA:CB[1_556]	1.68	0.52
4:2:298:VAL:CG2	4:Z:315:LYS:N[1_556]	1.68	0.52
4:1:281:SER:O	4:Y:280:ASN:CB[1_556]	1.68	0.52
4:0:137:GLN:CD	4:X:304:THR:N[1_556]	1.68	0.52
4:2:285:CYS:O	4:Z:283:MET:CG[1_556]	1.68	0.52
4:3:39:ARG:C	4:Y:166:TYR:CZ[1_556]	1.68	0.52
4:2:162:ASN:CB	4:Z:273:GLY:C[1_556]	1.68	0.52
4:1:39:ARG:CA	4:W:166:TYR:OH[1_556]	1.68	0.52
4:0:215:LYS:CB	4:X:196:ARG:NH1[1_556]	1.68	0.52
4:1:83:GLU:N	4:Y:30:VAL:N[1_556]	1.68	0.52
4:2:304:THR:O	4:Z:223:PHE:CG[1_556]	1.68	0.52
4:1:40:HIS:C	4:W:167:GLU:CD[1_556]	1.68	0.52
4:0:301:GLY:C	4:X:218:TYR:O[1_556]	1.68	0.52
4:1:336:LYS:CB	4:Y:218:TYR:N[1_556]	1.68	0.52
4:2:362:TYR:CA	4:Z:348:SER:CB[1_556]	1.68	0.52
4:0:233:SER:N	4:W:366:GLY:C[1_556]	1.68	0.52
4:3:253:GLU:CD	4:Z:112:PRO:CA[1_556]	1.68	0.52
4:0:72:GLU:C	4:X:157:ASP:CA[1_556]	1.68	0.52
4:2:266:PHE:O	4:Y:172:PRO:CA[1_556]	1.68	0.52
4:1:161:HIS:CA	4:Y:274:ILE:CG1[1_556]	1.68	0.52
4:1:227:MET:O	4:X:372:ARG:N[1_556]	1.68	0.52
4:0:178:LEU:O	4:X:180:LEU:CD2[1_556]	1.68	0.52
4:2:131:ALA:C	4:Z:25:ASP:OD1[1_556]	1.68	0.52
4:0:147:ARG:CB	4:X:314:GLN:CD[1_556]	1.68	0.52
4:1:79:TRP:CB	4:Y:17:VAL:CG1[1_556]	1.68	0.52
4:0:189:LEU:CG	4:X:195:GLU:CG[1_556]	1.68	0.52
4:2:285:CYS:CA	4:Z:283:MET:N[1_556]	1.68	0.52
4:2:293:LEU:O	4:Z:316:GLU:O[1_556]	1.68	0.52
4:2:167:GLU:O	4:Z:295:ALA:CA[1_556]	1.68	0.52
4:0:153:LEU:O	4:X:262:PHE:CE1[1_556]	1.68	0.52
4:0:264:PRO:CA	4:X:268:GLY:N[1_556]	1.68	0.52
4:2:332:PRO:CG	4:Z:221:LEU:CD1[1_556]	1.68	0.52
4:0:73:HIS:CA	4:X:157:ASP:C[1_556]	1.68	0.52
4:0:114:ALA:N	4:X:106:THR:CB[1_556]	1.68	0.52

Continued on next page...

Continued from previous page...

Atom-1	Atom-2	Interatomic distance (Å)	Clash overlap (Å)
4:2:162:ASN:N	4:Z:274:ILE:N[1_556]	1.68	0.52
4:1:233:SER:C	4:X:367:PRO:CG[1_556]	1.68	0.52
4:2:137:GLN:O	4:Z:299:MET:CE[1_556]	1.68	0.52
4:1:86:TRP:CZ2	4:Y:337:TYR:CZ[1_556]	1.68	0.52
4:1:169:TYR:CG	4:Y:150:GLY:C[1_556]	1.68	0.52
4:2:153:LEU:O	4:Z:262:PHE:CE1[1_556]	1.68	0.52
4:0:159:VAL:N	4:X:181:ALA:C[1_556]	1.68	0.52
4:2:282:ILE:O	4:Z:279:TYR:CE2[1_556]	1.68	0.52
4:2:166:TYR:O	4:Z:294:TYR:N[1_556]	1.68	0.52
4:2:210:ARG:C	4:Z:193:LEU:CG[1_556]	1.68	0.52
4:2:274:ILE:CG2	4:Z:263:GLN:CA[1_556]	1.68	0.52
4:2:40:HIS:CE1	4:X:166:TYR:CD2[1_556]	1.68	0.52
4:2:81:ASP:OD1	4:Z:56:ASP:OD1[1_556]	1.68	0.52
4:1:298:VAL:CG2	4:Y:315:LYS:N[1_556]	1.69	0.51
4:2:365:ALA:N	4:Z:348:SER:O[1_556]	1.69	0.51
4:2:79:TRP:CG	4:Z:17:VAL:C[1_556]	1.69	0.51
4:0:11:ASP:CA	4:X:305:MET:SD[1_556]	1.69	0.51
4:1:133:SER:O	4:Y:210:ARG:NE[1_556]	1.69	0.51
4:2:116:ARG:C	4:Z:339:VAL:C[1_556]	1.69	0.51
4:3:197:GLY:C	4:Z:75:ILE:CB[1_556]	1.69	0.51
4:0:253:GLU:N	4:W:113:LYS:CG[1_556]	1.69	0.51
4:0:142:LEU:CB	4:X:329:ILE:CB[1_556]	1.69	0.51
4:2:116:ARG:O	4:Z:340:TRP:N[1_556]	1.69	0.51
4:1:186:THR:O	4:Y:191:LYS:O[1_556]	1.69	0.51
4:2:281:SER:O	4:Z:280:ASN:N[1_556]	1.69	0.51
4:1:278:THR:O	4:Y:276:GLU:CD[1_556]	1.69	0.51
4:0:230:ALA:N	4:W:368:SER:CA[1_556]	1.69	0.51
4:0:113:LYS:CD	4:X:136:ILE:CB[1_556]	1.69	0.51
4:0:282:ILE:O	4:X:279:TYR:CE2[1_556]	1.69	0.51
4:1:105:LEU:N	4:Y:334:GLU:C[1_556]	1.69	0.51
4:3:196:ARG:NE	4:Z:115:ASN:CB[1_556]	1.69	0.51
4:0:62:ARG:C	4:V:288:ASP:CB[1_556]	1.69	0.51
4:1:136:ILE:CB	4:Y:299:MET:C[1_556]	1.69	0.51
4:1:137:GLN:CD	4:Y:304:THR:N[1_556]	1.69	0.51
4:1:16:LEU:CG	4:Y:214:GLU:CA[1_556]	1.69	0.51
4:0:77:THR:CB	4:X:15:GLY:CA[1_556]	1.69	0.51
4:1:291:LYS:NZ	4:Y:322:PRO:O[1_556]	1.69	0.51
4:1:142:LEU:O	4:Y:314:GLN:CG[1_556]	1.69	0.51
4:1:173:HIS:NE2	4:Y:281:SER:C[1_556]	1.69	0.51
4:2:137:GLN:CG	4:Z:304:THR:CB[1_556]	1.69	0.51
4:2:105:LEU:C	4:Z:335:ARG:CA[1_556]	1.69	0.51

Continued on next page...

Continued from previous page...

Atom-1	Atom-2	Interatomic distance (Å)	Clash overlap (Å)
4:2:215:LYS:CB	4:Z:196:ARG:NH1[1_556]	1.69	0.51
4:0:32:PRO:CD	4:X:211:ASP:CB[1_556]	1.69	0.51
4:2:339:VAL:CB	4:Z:335:ARG:NH2[1_556]	1.69	0.51
4:0:124:PHE:CD1	4:X:23:GLY:O[1_556]	1.69	0.51
4:0:203:THR:CG2	4:X:205:GLU:OE2[1_556]	1.69	0.51
4:2:233:SER:N	4:Y:366:GLY:C[1_556]	1.69	0.51
4:2:286:ASP:OD2	4:Z:290:ARG:CD[1_556]	1.69	0.51
4:1:299:MET:C	4:Y:312:ARG:CG[1_556]	1.69	0.51
4:0:332:PRO:N	4:X:221:LEU:CA[1_556]	1.69	0.51
4:1:177:ARG:CD	4:Y:160:THR:N[1_556]	1.69	0.51
4:2:301:GLY:C	4:Z:218:TYR:O[1_556]	1.69	0.51
4:2:281:SER:C	4:Z:280:ASN:CG[1_556]	1.69	0.51
4:3:227:MET:O	4:Z:372:ARG:N[1_556]	1.69	0.51
4:2:299:MET:C	4:Z:312:ARG:CB[1_556]	1.69	0.51
4:0:210:ARG:N	4:X:193:LEU:C[1_556]	1.69	0.51
4:1:293:LEU:O	4:Y:316:GLU:O[1_556]	1.69	0.51
4:0:281:SER:C	4:X:280:ASN:CG[1_556]	1.69	0.51
4:0:174:ALA:N	4:X:281:SER:OG[1_556]	1.69	0.51
4:2:72:GLU:C	4:Z:157:ASP:CB[1_556]	1.69	0.51
4:0:299:MET:C	4:X:312:ARG:CB[1_556]	1.69	0.51
4:3:192:ILE:O	4:Z:112:PRO:CD[1_556]	1.69	0.51
4:0:72:GLU:C	4:X:157:ASP:CG[1_556]	1.69	0.51
4:0:122:ILE:CG1	4:X:19:ALA:N[1_556]	1.69	0.51
4:2:190:MET:SD	4:Z:194:THR:CB[1_556]	1.69	0.51
4:1:40:HIS:CE1	4:W:166:TYR:CD2[1_556]	1.69	0.51
4:1:209:VAL:N	4:Y:198:TYR:CG[1_556]	1.69	0.51
4:1:357:ILE:CB	4:Y:345:ILE:CG1[1_556]	1.69	0.51
4:1:161:HIS:CE1	4:Y:155:SER:OG[1_556]	1.69	0.51
4:1:370:VAL:CB	4:Y:342:GLY:CA[1_556]	1.69	0.51
4:0:16:LEU:C	4:X:214:GLU:CG[1_556]	1.69	0.51
4:0:234:SER:N	4:W:367:PRO:N[1_556]	1.69	0.51
4:0:190:MET:SD	4:X:194:THR:CB[1_556]	1.69	0.51
4:2:210:ARG:N	4:Z:193:LEU:O[1_556]	1.69	0.51
4:2:290:ARG:O	4:Z:320:LEU:C[1_556]	1.69	0.51
4:1:148:THR:CB	4:Y:328:LYS:CA[1_556]	1.69	0.51
4:0:293:LEU:O	4:X:316:GLU:O[1_556]	1.69	0.51
4:0:133:TYR:C	4:X:334:GLU:OE1[1_556]	1.69	0.51
4:2:11:ASP:CA	4:Z:305:MET:SD[1_556]	1.69	0.51
4:1:372:ARG:NH1	4:Y:142:LEU:O[1_556]	1.69	0.51
4:1:306:TYR:N	4:Y:255:PHE:CE1[1_556]	1.69	0.51
4:2:116:ARG:O	4:Z:339:VAL:C[1_556]	1.69	0.51

Continued on next page...

Continued from previous page...

Atom-1	Atom-2	Interatomic distance (Å)	Clash overlap (Å)
4:2:272:ALA:N	4:Z:270:GLU:CB[1_556]	1.69	0.51
4:0:37:ARG:CZ	4:X:56:ASP:C[1_556]	1.69	0.51
4:2:253:GLU:N	4:Y:113:LYS:CG[1_556]	1.69	0.51
4:1:131:ALA:C	4:Y:25:ASP:OD1[1_556]	1.69	0.51
4:2:125:GLU:CD	4:Z:21:PHE:CA[1_556]	1.69	0.51
4:1:196:ARG:NE	4:X:115:ASN:CB[1_556]	1.69	0.51
4:0:159:VAL:CG1	4:X:180:LEU:C[1_556]	1.69	0.51
4:2:107:GLU:OE1	4:Z:339:VAL:CG2[1_556]	1.69	0.51
4:1:212:ILE:C	4:Y:196:ARG:CB[1_556]	1.69	0.51
4:1:153:LEU:N	4:Y:262:PHE:CD1[1_556]	1.69	0.51
4:2:230:ALA:N	4:Y:368:SER:CA[1_556]	1.69	0.51
4:2:33:SER:O	4:Z:210:ARG:NE[1_556]	1.69	0.51
4:0:362:TYR:CA	4:X:348:SER:CB[1_556]	1.69	0.51
4:2:232:SER:C	4:Y:366:GLY:C[1_556]	1.69	0.51
4:2:110:LEU:CD1	4:Z:161:HIS:CB[1_556]	1.69	0.51
4:2:332:PRO:N	4:Z:221:LEU:CA[1_556]	1.69	0.51
4:2:67:LEU:O	4:Z:62:ARG:NH1[1_556]	1.69	0.51
4:2:124:PHE:CB	4:Z:24:ASP:CA[1_556]	1.69	0.51
4:1:174:ALA:O	4:Y:277:THR:C[1_556]	1.69	0.51
4:1:174:ALA:N	4:Y:281:SER:OG[1_556]	1.69	0.51
4:1:294:TYR:CB	4:Y:319:ALA:O[1_556]	1.70	0.50
4:3:233:SER:C	4:Z:367:PRO:CG[1_556]	1.70	0.50
4:2:229:THR:O	4:Y:368:SER:N[1_556]	1.70	0.50
4:2:197:GLY:C	4:Y:75:ILE:CB[1_556]	1.70	0.50
4:0:368:SER:CB	4:X:346:LEU:CD2[1_556]	1.70	0.50
4:1:116:ARG:NH1	4:Y:141:SER:CA[1_556]	1.70	0.50
4:2:281:SER:C	4:Z:276:GLU:O[1_556]	1.70	0.50
4:0:113:LYS:NZ	4:X:136:ILE:CG1[1_556]	1.70	0.50
4:1:112:PRO:CA	4:Y:137:GLN:CG[1_556]	1.70	0.50
4:0:106:THR:O	4:X:335:ARG:C[1_556]	1.70	0.50
4:1:157:ASP:C	4:Y:185:LEU:C[1_556]	1.70	0.50
4:0:286:ASP:OD2	4:X:290:ARG:CD[1_556]	1.70	0.50
4:2:32:PRO:CD	4:Z:211:ASP:CB[1_556]	1.70	0.50
4:2:106:THR:O	4:Z:335:ARG:C[1_556]	1.70	0.50
4:1:311:ASP:OD1	4:Y:224:GLU:CG[1_556]	1.70	0.50
4:0:149:THR:CA	4:X:327:ILE:CG2[1_556]	1.70	0.50
4:1:301:GLY:CA	4:Y:219:VAL:CG2[1_556]	1.70	0.50
4:2:31:PHE:N	4:Z:215:LYS:CG[1_556]	1.70	0.50
4:1:178:LEU:O	4:Y:180:LEU:CD2[1_556]	1.70	0.50
4:0:67:LEU:O	4:X:62:ARG:NH1[1_556]	1.70	0.50
4:3:253:GLU:CG	4:Z:112:PRO:CA[1_556]	1.70	0.50

Continued on next page...

Continued from previous page...

Atom-1	Atom-2	Interatomic distance (Å)	Clash overlap (Å)
4:1:109:PRO:CA	4:Y:154:ASP:C[1_556]	1.70	0.50
4:1:119:MET:C	4:Y:340:TRP:CB[1_556]	1.70	0.50
4:2:233:SER:C	4:Y:367:PRO:CG[1_556]	1.70	0.50
4:2:140:LEU:CD2	4:Z:332:PRO:N[1_556]	1.70	0.50
4:1:162:ASN:CG	4:Y:273:GLY:CA[1_556]	1.70	0.50
4:2:203:THR:CG2	4:Z:205:GLU:OE2[1_556]	1.70	0.50
4:1:172:PRO:CG	4:Y:164:PRO:CA[1_556]	1.70	0.50
4:1:39:ARG:C	4:W:166:TYR:CZ[1_556]	1.70	0.50
4:1:115:ASN:CG	4:Y:11:ASP:OD1[1_556]	1.70	0.50
4:0:129:VAL:CB	4:X:25:ASP:CB[1_556]	1.70	0.50
4:0:40:HIS:CG	4:V:166:TYR:CD2[1_556]	1.70	0.50
4:2:77:THR:CB	4:Z:15:GLY:CA[1_556]	1.70	0.50
4:1:215:LYS:CB	4:Y:196:ARG:CZ[1_556]	1.70	0.50
4:1:192:ILE:O	4:X:112:PRO:CD[1_556]	1.70	0.50
4:1:77:THR:CB	4:Y:14:SER:O[1_556]	1.70	0.50
4:4:64:ILE:CD1	4:Z:292:ASP:OD2[1_556]	1.70	0.50
4:0:124:PHE:CB	4:X:24:ASP:CA[1_556]	1.70	0.50
4:2:137:GLN:CD	4:Z:304:THR:N[1_556]	1.70	0.50
4:3:40:HIS:C	4:Y:167:GLU:CD[1_556]	1.70	0.50
4:1:261:LEU:CD2	4:Y:266:PHE:CB[1_556]	1.70	0.50
4:1:253:GLU:CG	4:X:112:PRO:CA[1_556]	1.70	0.50
4:2:189:LEU:CG	4:Z:195:GLU:CG[1_556]	1.70	0.50
4:1:73:HIS:ND1	4:Y:184:ASP:OD1[1_556]	1.70	0.50
4:2:16:LEU:C	4:Z:214:GLU:CG[1_556]	1.70	0.50
4:0:365:ALA:N	4:X:348:SER:O[1_556]	1.70	0.50
4:0:158:GLY:N	4:X:185:LEU:CB[1_556]	1.70	0.50
4:1:137:GLN:O	4:Y:299:MET:CE[1_556]	1.70	0.50
4:1:73:HIS:C	4:Y:156:GLY:O[1_556]	1.70	0.50
4:0:113:LYS:CA	4:X:137:GLN:CA[1_556]	1.70	0.50
4:0:131:ALA:C	4:X:25:ASP:OD1[1_556]	1.70	0.50
4:0:86:TRP:CZ2	4:X:337:TYR:CD1[1_556]	1.70	0.50
4:2:149:THR:CA	4:Z:327:ILE:CG2[1_556]	1.70	0.50
4:1:286:ASP:CB	4:Y:290:ARG:CZ[1_556]	1.70	0.50
4:2:178:LEU:O	4:Z:180:LEU:CD2[1_556]	1.70	0.50
4:2:133:TYR:C	4:Z:334:GLU:OE1[1_556]	1.70	0.50
4:1:268:GLY:O	4:X:284:LYS:C[1_556]	1.70	0.50
4:0:210:ARG:C	4:X:193:LEU:CG[1_556]	1.70	0.50
4:1:180:LEU:CA	4:Y:267:ILE:CD1[1_556]	1.70	0.50
4:0:229:THR:O	4:W:368:SER:N[1_556]	1.70	0.50
4:2:129:VAL:CB	4:Z:25:ASP:CB[1_556]	1.70	0.50
4:0:285:CYS:CA	4:X:283:MET:N[1_556]	1.70	0.50

Continued on next page...

Continued from previous page...

Atom-1	Atom-2	Interatomic distance (Å)	Clash overlap (Å)
4:2:297:ASN:N	4:Z:316:GLU:CA[1_556]	1.70	0.50
4:0:40:HIS:CE1	4:V:166:TYR:CD2[1_556]	1.70	0.50
4:2:206:ARG:CD	4:Z:200:PHE:CA[1_556]	1.70	0.50
4:1:12:ASN:CG	4:Y:336:LYS:CD[1_556]	1.70	0.50
4:1:141:SER:O	4:Y:310:ALA:CA[1_556]	1.70	0.50
4:2:78:ASN:CB	4:Z:32:PRO:O[1_556]	1.70	0.50
4:2:116:ARG:NH2	4:Z:141:SER:CB[1_556]	1.70	0.50
4:2:371:HIS:ND1	4:Z:140:LEU:CB[1_556]	1.70	0.50
4:0:274:ILE:CG2	4:X:263:GLN:CA[1_556]	1.70	0.50
4:0:116:ARG:NH2	4:X:141:SER:CB[1_556]	1.70	0.50
4:2:234:SER:N	4:Y:367:PRO:N[1_556]	1.70	0.50
4:1:116:ARG:O	4:Y:339:VAL:C[1_556]	1.70	0.50
4:2:62:ARG:CZ	4:Z:205:GLU:N[1_556]	1.70	0.50
4:0:15:GLY:C	4:X:210:ARG:O[1_556]	1.70	0.50
4:1:72:GLU:OE1	4:Y:183:ARG:NE[1_556]	1.70	0.50
4:0:339:VAL:CB	4:X:335:ARG:NH2[1_556]	1.70	0.50
4:0:127:PHE:CD2	4:X:27:PRO:O[1_556]	1.70	0.50
4:1:186:THR:O	4:Y:191:LYS:C[1_556]	1.70	0.50
4:0:124:PHE:CD1	4:X:24:ASP:O[1_556]	1.70	0.50
4:0:107:GLU:OE1	4:X:339:VAL:CG2[1_556]	1.70	0.50
4:1:137:GLN:OE1	4:Y:303:THR:C[1_556]	1.70	0.50
4:1:149:THR:N	4:Y:327:ILE:C[1_556]	1.70	0.50
4:0:212:ILE:CB	4:X:196:ARG:O[1_556]	1.70	0.50
4:0:81:ASP:OD1	4:X:56:ASP:OD1[1_556]	1.70	0.50
4:1:365:ALA:N	4:Y:349:LEU:C[1_556]	1.70	0.50
4:1:285:CYS:CA	4:Y:283:MET:N[1_556]	1.70	0.50
4:2:336:LYS:CE	4:Z:254:ARG:NH2[1_556]	1.70	0.50
4:1:116:ARG:CZ	4:Y:141:SER:CB[1_556]	1.70	0.50
4:0:62:ARG:CD	4:X:204:ALA:O[1_556]	1.70	0.50
4:0:232:SER:C	4:W:366:GLY:C[1_556]	1.70	0.50
4:2:160:THR:CA	4:Z:261:LEU:CD2[1_556]	1.70	0.50
4:0:281:SER:O	4:X:280:ASN:N[1_556]	1.71	0.49
4:2:210:ARG:N	4:Z:193:LEU:C[1_556]	1.71	0.49
4:2:86:TRP:CZ2	4:Z:337:TYR:CD1[1_556]	1.71	0.49
4:2:268:GLY:C	4:Y:284:LYS:O[1_556]	1.71	0.49
4:2:62:ARG:CD	4:Z:204:ALA:O[1_556]	1.71	0.49
4:2:277:THR:OG1	4:Z:272:ALA:CA[1_556]	1.71	0.49
4:1:124:PHE:C	4:Y:24:ASP:OD2[1_556]	1.71	0.49
4:2:299:MET:CA	4:Z:312:ARG:CB[1_556]	1.71	0.49
4:2:83:GLU:N	4:Z:30:VAL:N[1_556]	1.71	0.49
4:2:278:THR:OG1	4:Z:275:HIS:CE1[1_556]	1.71	0.49

Continued on next page...

Continued from previous page...

Atom-1	Atom-2	Interatomic distance (Å)	Clash overlap (Å)
4:0:281:SER:C	4:X:276:GLU:O[1_556]	1.71	0.49
4:1:229:THR:O	4:X:368:SER:N[1_556]	1.71	0.49
4:4:40:HIS:CG	4:Z:166:TYR:CD2[1_556]	1.71	0.49
4:2:40:HIS:CG	4:X:166:TYR:CD2[1_556]	1.71	0.49
4:1:294:TYR:CA	4:Y:319:ALA:C[1_556]	1.71	0.49
4:0:371:HIS:ND1	4:X:140:LEU:CB[1_556]	1.71	0.49
4:0:197:GLY:C	4:W:75:ILE:CB[1_556]	1.71	0.49
4:0:335:ARG:CD	4:X:220:ALA:CB[1_556]	1.71	0.49
4:1:31:PHE:N	4:Y:215:LYS:CG[1_556]	1.71	0.49
4:2:37:ARG:CZ	4:Z:56:ASP:C[1_556]	1.71	0.49
4:0:206:ARG:CD	4:X:200:PHE:CA[1_556]	1.71	0.49
4:1:145:SER:CA	4:Y:311:ASP:OD1[1_556]	1.71	0.49
4:1:79:TRP:CE3	4:Y:17:VAL:C[1_556]	1.71	0.49
4:1:148:THR:CA	4:Y:327:ILE:C[1_556]	1.71	0.49
4:2:150:GLY:O	4:Z:317:ILE:CD1[1_556]	1.71	0.49
4:0:141:SER:OG	4:X:309:ILE:CA[1_556]	1.71	0.49
4:2:122:ILE:CG1	4:Z:19:ALA:N[1_556]	1.71	0.49
4:2:106:THR:O	4:Z:336:LYS:N[1_556]	1.71	0.49
4:1:180:LEU:CG	4:Y:267:ILE:CD1[1_556]	1.71	0.49
4:1:172:PRO:CD	4:Y:164:PRO:N[1_556]	1.71	0.49
4:0:72:GLU:C	4:X:157:ASP:CB[1_556]	1.71	0.49
4:0:233:SER:C	4:W:367:PRO:CG[1_556]	1.71	0.49
4:2:113:LYS:CD	4:Z:136:ILE:CB[1_556]	1.71	0.49
4:2:64:ILE:CD1	4:X:292:ASP:OD2[1_556]	1.71	0.49
4:1:86:TRP:CE3	4:Y:30:VAL:CG2[1_556]	1.71	0.49
4:0:290:ARG:O	4:X:320:LEU:C[1_556]	1.71	0.49
4:0:336:LYS:CE	4:X:254:ARG:NH2[1_556]	1.71	0.49
4:3:40:HIS:CE1	4:Y:166:TYR:CD2[1_556]	1.71	0.49
4:1:119:MET:N	4:Y:340:TRP:CG[1_556]	1.71	0.49
4:2:159:VAL:CG1	4:Z:180:LEU:C[1_556]	1.71	0.49
4:1:81:ASP:CA	4:Y:31:PHE:CA[1_556]	1.71	0.49
4:0:180:LEU:CD2	4:X:267:ILE:C[1_556]	1.71	0.49
4:2:145:SER:CA	4:Z:311:ASP:OD1[1_556]	1.71	0.49
4:0:106:THR:O	4:X:336:LYS:N[1_556]	1.71	0.49
4:0:142:LEU:O	4:X:314:GLN:CG[1_556]	1.71	0.49
4:0:180:LEU:CA	4:X:267:ILE:CD1[1_556]	1.71	0.49
4:0:196:ARG:CG	4:W:115:ASN:CG[1_556]	1.71	0.49
4:1:141:SER:OG	4:Y:309:ILE:CA[1_556]	1.71	0.49
4:0:30:VAL:C	4:X:215:LYS:CG[1_556]	1.71	0.49
4:0:134:VAL:CA	4:X:338:SER:OG[1_556]	1.71	0.49
4:2:195:GLU:OE1	4:Y:109:PRO:C[1_556]	1.71	0.49

Continued on next page...

Continued from previous page...

Atom-1	Atom-2	Interatomic distance (Å)	Clash overlap (Å)
4:1:117:GLU:OE1	4:Y:104:LEU:CD2[1_556]	1.71	0.49
4:2:217:CYS:CB	4:Z:256:ARG:CZ[1_556]	1.71	0.49
4:3:229:THR:O	4:Z:368:SER:N[1_556]	1.71	0.49
4:0:83:GLU:N	4:X:30:VAL:C[1_556]	1.71	0.49
4:2:169:TYR:CG	4:Z:150:GLY:C[1_556]	1.71	0.49
4:0:210:ARG:CA	4:X:193:LEU:CA[1_556]	1.71	0.49
4:3:268:GLY:O	4:Z:284:LYS:C[1_556]	1.71	0.49
4:2:127:PHE:CD2	4:Z:27:PRO:O[1_556]	1.71	0.49
4:0:173:HIS:CD2	4:X:281:SER:C[1_556]	1.71	0.49
4:1:118:LYS:CG	4:Y:18:LYS:O[1_556]	1.71	0.49
4:0:62:ARG:CZ	4:X:205:GLU:N[1_556]	1.71	0.49
4:0:104:LEU:CD2	4:X:332:PRO:C[1_556]	1.71	0.49
4:0:64:ILE:CD1	4:V:292:ASP:OD2[1_556]	1.71	0.49
4:2:206:ARG:C	4:Z:199:SER:C[1_556]	1.71	0.49
4:1:362:TYR:N	4:Y:348:SER:OG[1_556]	1.71	0.49
4:1:137:GLN:C	4:Y:299:MET:CG[1_556]	1.71	0.49
4:1:362:TYR:OH	4:Y:22:ALA:N[1_556]	1.71	0.49
4:1:203:THR:N	4:Y:201:VAL:CG2[1_556]	1.71	0.49
4:3:195:GLU:OE2	4:Z:109:PRO:CA[1_556]	1.71	0.49
4:2:306:TYR:OH	4:Z:192:ILE:CD1[1_556]	1.71	0.49
4:0:177:ARG:O	4:X:178:LEU:CD1[1_556]	1.71	0.49
4:0:277:THR:OG1	4:X:272:ALA:CA[1_556]	1.71	0.49
4:0:76:ILE:CG2	4:X:16:LEU:CB[1_556]	1.71	0.49
4:2:15:GLY:C	4:Z:210:ARG:O[1_556]	1.71	0.49
4:0:203:THR:CA	4:X:201:VAL:CG2[1_556]	1.71	0.49
4:0:72:GLU:OE2	4:X:183:ARG:CG[1_556]	1.71	0.49
4:2:212:ILE:CB	4:Z:196:ARG:O[1_556]	1.71	0.49
4:1:132:MET:SD	4:Y:341:ILE:CB[1_556]	1.71	0.49
4:1:306:TYR:OH	4:Y:192:ILE:CD1[1_556]	1.71	0.49
4:2:232:SER:CA	4:Y:366:GLY:O[1_556]	1.71	0.49
4:0:67:LEU:CA	4:X:207:GLU:OE2[1_556]	1.71	0.49
4:1:209:VAL:CG2	4:Y:195:GLU:N[1_556]	1.71	0.49
4:2:369:ILE:CA	4:Z:346:LEU:CA[1_556]	1.71	0.49
4:0:257:CYS:SG	4:X:195:GLU:OE1[1_556]	1.71	0.49
4:1:177:ARG:NH2	4:Y:159:VAL:N[1_556]	1.71	0.49
4:1:108:ALA:CB	4:Y:155:SER:CA[1_556]	1.71	0.49
4:2:284:LYS:C	4:Z:280:ASN:O[1_556]	1.72	0.48
4:0:195:GLU:OE1	4:W:109:PRO:C[1_556]	1.72	0.48
4:0:268:GLY:C	4:W:284:LYS:O[1_556]	1.72	0.48
4:0:137:GLN:OE1	4:X:303:THR:C[1_556]	1.72	0.48
4:2:83:GLU:N	4:Z:30:VAL:C[1_556]	1.72	0.48

Continued on next page...

Continued from previous page...

Atom-1	Atom-2	Interatomic distance (Å)	Clash overlap (Å)
4:0:369:ILE:CG1	4:X:345:ILE:CG2[1_556]	1.72	0.48
4:1:261:LEU:O	4:Y:265:SER:N[1_556]	1.72	0.48
4:0:124:PHE:O	4:X:24:ASP:CB[1_556]	1.72	0.48
4:1:143:TYR:CB	4:Y:329:ILE:O[1_556]	1.72	0.48
4:2:177:ARG:NH1	4:Z:159:VAL:CB[1_556]	1.72	0.48
4:1:188:TYR:N	4:Y:191:LYS:CB[1_556]	1.72	0.48
4:0:110:LEU:CD1	4:X:161:HIS:CB[1_556]	1.72	0.48
4:0:33:SER:CA	4:X:210:ARG:CZ[1_556]	1.72	0.48
4:1:368:SER:CB	4:Y:346:LEU:CD2[1_556]	1.72	0.48
4:0:206:ARG:C	4:X:199:SER:C[1_556]	1.72	0.48
4:2:180:LEU:CD1	4:Z:267:ILE:CG1[1_556]	1.72	0.48
4:4:40:HIS:C	4:Z:167:GLU:CD[1_556]	1.72	0.48
4:1:15:GLY:C	4:Y:210:ARG:O[1_556]	1.72	0.48
4:1:81:ASP:OD2	4:Y:32:PRO:CD[1_556]	1.72	0.48
4:1:166:TYR:O	4:Y:293:LEU:C[1_556]	1.72	0.48
4:1:284:LYS:CB	4:Y:280:ASN:CB[1_556]	1.72	0.48
4:1:294:TYR:N	4:Y:319:ALA:C[1_556]	1.72	0.48
4:2:196:ARG:CG	4:Y:115:ASN:CG[1_556]	1.72	0.48
4:2:124:PHE:CD1	4:Z:24:ASP:O[1_556]	1.72	0.48
4:2:113:LYS:NZ	4:Z:136:ILE:CG1[1_556]	1.72	0.48
4:1:122:ILE:CG2	4:Y:28:ARG:N[1_556]	1.72	0.48
4:2:303:THR:CB	4:Z:258:PRO:N[1_556]	1.72	0.48
4:2:368:SER:CB	4:Z:346:LEU:CD2[1_556]	1.72	0.48
4:0:140:LEU:CD2	4:X:332:PRO:N[1_556]	1.72	0.48
4:0:209:VAL:CG2	4:X:195:GLU:N[1_556]	1.72	0.48
4:0:78:ASN:CB	4:X:32:PRO:O[1_556]	1.72	0.48
4:1:83:GLU:CA	4:Y:30:VAL:N[1_556]	1.72	0.48
4:1:168:GLY:CA	4:Y:296:ASN:CA[1_556]	1.72	0.48
4:1:212:ILE:CB	4:Y:196:ARG:O[1_556]	1.72	0.48
4:1:336:LYS:CE	4:Y:254:ARG:NH2[1_556]	1.72	0.48
4:0:80:ASP:CA	4:X:31:PHE:CB[1_556]	1.72	0.48
4:0:145:SER:CA	4:X:311:ASP:OD1[1_556]	1.72	0.48
4:2:311:ASP:CG	4:Z:224:GLU:CG[1_556]	1.72	0.48
4:1:69:TYR:CD2	4:Y:210:ARG:CD[1_556]	1.72	0.48
4:2:72:GLU:CD	4:Z:183:ARG:CZ[1_556]	1.72	0.48
4:2:298:VAL:CG1	4:Z:313:MET:N[1_556]	1.72	0.48
4:1:124:PHE:O	4:Y:24:ASP:CB[1_556]	1.72	0.48
4:0:304:THR:C	4:X:223:PHE:CD1[1_556]	1.72	0.48
4:1:113:LYS:CG	4:Y:136:ILE:N[1_556]	1.72	0.48
4:0:261:LEU:CD2	4:X:266:PHE:CB[1_556]	1.72	0.48
4:2:296:ASN:ND2	4:Z:318:THR:CA[1_556]	1.72	0.48

Continued on next page...

Continued from previous page...

Atom-1	Atom-2	Interatomic distance (Å)	Clash overlap (Å)
4:2:160:THR:CG2	4:Z:261:LEU:CA[1_556]	1.72	0.48
4:2:172:PRO:CB	4:Z:163:VAL:C[1_556]	1.72	0.48
4:2:335:ARG:CD	4:Z:220:ALA:CB[1_556]	1.72	0.48
4:0:297:ASN:N	4:X:316:GLU:CA[1_556]	1.72	0.48
4:0:180:LEU:CB	4:X:267:ILE:CB[1_556]	1.72	0.48
4:2:362:TYR:OH	4:Z:22:ALA:CB[1_556]	1.72	0.48
4:1:272:ALA:C	4:Y:270:GLU:CA[1_556]	1.72	0.48
4:2:180:LEU:CG	4:Z:267:ILE:CD1[1_556]	1.72	0.48
4:2:113:LYS:CA	4:Z:137:GLN:CA[1_556]	1.72	0.48
4:2:142:LEU:O	4:Z:314:GLN:CG[1_556]	1.72	0.48
4:1:62:ARG:CG	4:Y:204:ALA:N[1_556]	1.72	0.48
4:1:108:ALA:O	4:Y:154:ASP:CB[1_556]	1.72	0.48
4:2:365:ALA:N	4:Z:349:LEU:C[1_556]	1.72	0.48
4:1:108:ALA:CA	4:Y:155:SER:N[1_556]	1.72	0.48
4:1:72:GLU:C	4:Y:157:ASP:CG[1_556]	1.72	0.48
4:0:119:MET:C	4:X:340:TRP:CB[1_556]	1.72	0.48
4:0:261:LEU:O	4:X:265:SER:CA[1_556]	1.72	0.48
4:1:270:GLU:CD	4:X:286:ASP:N[1_556]	1.72	0.48
4:0:150:GLY:O	4:X:317:ILE:CD1[1_556]	1.72	0.48
4:0:299:MET:CA	4:X:312:ARG:CB[1_556]	1.72	0.48
4:2:158:GLY:N	4:Z:185:LEU:CB[1_556]	1.72	0.48
4:2:67:LEU:CA	4:Z:207:GLU:OE2[1_556]	1.72	0.48
4:0:160:THR:CA	4:X:261:LEU:CD2[1_556]	1.72	0.48
4:3:195:GLU:CD	4:Z:109:PRO:O[1_556]	1.72	0.48
4:1:137:GLN:OE1	4:Y:304:THR:CA[1_556]	1.72	0.48
4:1:175:ILE:CG1	4:Y:162:ASN:CB[1_556]	1.72	0.48
4:0:157:ASP:C	4:X:185:LEU:C[1_556]	1.72	0.48
4:1:299:MET:C	4:Y:312:ARG:CB[1_556]	1.72	0.48
4:2:173:HIS:CD2	4:Z:281:SER:C[1_556]	1.72	0.48
4:1:335:ARG:CB	4:Y:220:ALA:N[1_556]	1.72	0.48
4:0:72:GLU:CD	4:X:183:ARG:CZ[1_556]	1.72	0.48
4:0:286:ASP:CA	4:X:283:MET:CG[1_556]	1.72	0.48
4:1:368:SER:CA	4:Y:346:LEU:CB[1_556]	1.72	0.48
4:1:124:PHE:CA	4:Y:24:ASP:C[1_556]	1.72	0.48
4:0:306:TYR:OH	4:X:192:ILE:CD1[1_556]	1.72	0.48
4:1:296:ASN:ND2	4:Y:318:THR:C[1_556]	1.72	0.48
4:1:116:ARG:O	4:Y:340:TRP:N[1_556]	1.72	0.48
4:0:278:THR:OG1	4:X:275:HIS:CE1[1_556]	1.72	0.48
4:0:166:TYR:CB	4:X:294:TYR:CG[1_556]	1.72	0.48
4:1:195:GLU:OE2	4:X:109:PRO:CA[1_556]	1.72	0.48
4:2:180:LEU:CA	4:Z:267:ILE:CD1[1_556]	1.72	0.48

Continued on next page...

Continued from previous page...

Atom-1	Atom-2	Interatomic distance (Å)	Clash overlap (Å)
4:0:153:LEU:N	4:X:262:PHE:CD1[1_556]	1.72	0.48
4:1:211:ASP:CB	4:Y:249:THR:O[1_556]	1.72	0.48
4:2:149:THR:OG1	4:Z:327:ILE:N[1_556]	1.72	0.48
4:0:153:LEU:CD1	4:X:262:PHE:CB[1_556]	1.72	0.48
4:1:147:ARG:CA	4:Y:314:GLN:CD[1_556]	1.72	0.48
4:0:83:GLU:N	4:X:30:VAL:N[1_556]	1.72	0.48
4:0:179:ASP:CB	4:X:184:ASP:OD2[1_556]	1.72	0.48
4:0:149:THR:OG1	4:X:327:ILE:N[1_556]	1.72	0.48
4:1:296:ASN:CB	4:Y:318:THR:N[1_556]	1.72	0.48
4:2:76:ILE:CG2	4:Z:16:LEU:CB[1_556]	1.72	0.48
4:1:295:ALA:N	4:Y:319:ALA:CB[1_556]	1.72	0.48
4:2:180:LEU:CD2	4:Z:267:ILE:CB[1_556]	1.72	0.48
4:2:177:ARG:O	4:Z:178:LEU:CD1[1_556]	1.72	0.48
4:1:108:ALA:C	4:Y:154:ASP:C[1_556]	1.72	0.48
4:2:203:THR:CA	4:Z:201:VAL:CG2[1_556]	1.72	0.48
4:2:67:LEU:CG	4:Z:207:GLU:OE1[1_556]	1.72	0.48
4:0:135:ALA:O	4:X:299:MET:O[1_556]	1.72	0.48
4:3:232:SER:O	4:Z:362:TYR:CD1[1_556]	1.72	0.48
4:2:311:ASP:OD1	4:Z:224:GLU:CG[1_556]	1.72	0.48
4:2:33:SER:CA	4:Z:210:ARG:CZ[1_556]	1.72	0.48
4:0:108:ALA:CB	4:X:155:SER:CA[1_556]	1.72	0.48
4:1:230:ALA:CB	4:X:371:HIS:CG[1_556]	1.72	0.48
4:1:293:LEU:CA	4:Y:317:ILE:O[1_556]	1.73	0.47
4:2:180:LEU:CD2	4:Z:267:ILE:C[1_556]	1.73	0.47
4:2:187:ASP:OD1	4:Z:190:MET:CG[1_556]	1.73	0.47
4:0:365:ALA:N	4:X:349:LEU:C[1_556]	1.73	0.47
4:2:261:LEU:O	4:Z:265:SER:CA[1_556]	1.73	0.47
4:1:116:ARG:NH2	4:Y:141:SER:CA[1_556]	1.73	0.47
4:0:177:ARG:NH1	4:X:159:VAL:CB[1_556]	1.73	0.47
4:0:217:CYS:CB	4:X:256:ARG:CZ[1_556]	1.73	0.47
4:0:160:THR:CG2	4:X:261:LEU:CA[1_556]	1.73	0.47
4:1:113:LYS:CB	4:Y:136:ILE:O[1_556]	1.73	0.47
4:1:80:ASP:N	4:Y:31:PHE:CD2[1_556]	1.73	0.47
4:0:298:VAL:CG1	4:X:313:MET:N[1_556]	1.73	0.47
4:2:210:ARG:CA	4:Z:193:LEU:CA[1_556]	1.73	0.47
4:2:303:THR:CA	4:Z:257:CYS:C[1_556]	1.73	0.47
4:1:298:VAL:CG2	4:Y:311:ASP:O[1_556]	1.73	0.47
4:2:179:ASP:CB	4:Z:184:ASP:OD2[1_556]	1.73	0.47
4:2:153:LEU:CD1	4:Z:262:PHE:CB[1_556]	1.73	0.47
4:0:40:HIS:N	4:V:166:TYR:OH[1_556]	1.73	0.47
4:2:30:VAL:C	4:Z:215:LYS:CG[1_556]	1.73	0.47

Continued on next page...

Continued from previous page...

Atom-1	Atom-2	Interatomic distance (Å)	Clash overlap (Å)
4:2:126:THR:CB	4:Z:28:ARG:CD[1_556]	1.73	0.47
4:0:180:LEU:CD1	4:X:267:ILE:CG1[1_556]	1.73	0.47
4:0:232:SER:CA	4:W:366:GLY:O[1_556]	1.73	0.47
4:0:169:TYR:CG	4:X:150:GLY:C[1_556]	1.73	0.47
4:2:292:ASP:C	4:Z:321:ALA:N[1_556]	1.73	0.47
4:1:37:ARG:CB	4:Y:60:SER:CA[1_556]	1.73	0.47
4:1:86:TRP:CZ2	4:Y:337:TYR:CD1[1_556]	1.73	0.47
4:0:292:ASP:C	4:X:321:ALA:N[1_556]	1.73	0.47
4:1:16:LEU:CB	4:Y:214:GLU:N[1_556]	1.73	0.47
4:2:209:VAL:CG2	4:Z:195:GLU:N[1_556]	1.73	0.47
4:2:304:THR:C	4:Z:223:PHE:CD1[1_556]	1.73	0.47
4:3:270:GLU:CD	4:Z:286:ASP:N[1_556]	1.73	0.47
4:1:303:THR:O	4:Y:256:ARG:C[1_556]	1.73	0.47
4:2:134:VAL:CA	4:Z:338:SER:OG[1_556]	1.73	0.47
4:2:257:CYS:SG	4:Z:195:GLU:OE1[1_556]	1.73	0.47
4:1:118:LYS:CB	4:Y:10:CYS:C[1_556]	1.73	0.47
4:1:71:ILE:CG1	4:Y:16:LEU:CD2[1_556]	1.73	0.47
4:1:195:GLU:CD	4:X:109:PRO:O[1_556]	1.73	0.47
4:0:105:LEU:N	4:X:334:GLU:C[1_556]	1.73	0.47
4:1:107:GLU:C	4:Y:300:SER:O[1_556]	1.73	0.47
4:1:33:SER:O	4:Y:210:ARG:NH2[1_556]	1.73	0.47
4:1:144:ALA:O	4:Y:311:ASP:OD1[1_556]	1.73	0.47
4:2:183:ARG:CA	4:Z:186:THR:O[1_556]	1.73	0.47
4:0:75:ILE:N	4:X:156:GLY:C[1_556]	1.73	0.47
4:0:109:PRO:CA	4:X:153:LEU:C[1_556]	1.73	0.47
4:0:369:ILE:CA	4:X:346:LEU:CA[1_556]	1.73	0.47
4:2:16:LEU:CG	4:Z:214:GLU:CA[1_556]	1.73	0.47
4:1:365:ALA:N	4:Y:348:SER:O[1_556]	1.73	0.47
4:2:291:LYS:C	4:Z:321:ALA:O[1_556]	1.73	0.47
4:2:137:GLN:OE1	4:Z:303:THR:C[1_556]	1.73	0.47
4:1:233:SER:N	4:X:367:PRO:C[1_556]	1.73	0.47
4:2:141:SER:OG	4:Z:309:ILE:CA[1_556]	1.73	0.47
4:2:104:LEU:CD2	4:Z:332:PRO:C[1_556]	1.73	0.47
4:1:232:SER:O	4:X:362:TYR:CD1[1_556]	1.73	0.47
4:1:124:PHE:CD2	4:Y:344:SER:OG[1_556]	1.73	0.47
4:1:74:GLY:CA	4:Y:156:GLY:CA[1_556]	1.73	0.47
4:1:264:PRO:CA	4:Y:268:GLY:N[1_556]	1.73	0.47
4:1:104:LEU:CD2	4:Y:332:PRO:C[1_556]	1.73	0.47
4:2:369:ILE:CG1	4:Z:345:ILE:CG2[1_556]	1.73	0.47
4:2:109:PRO:CA	4:Z:153:LEU:C[1_556]	1.73	0.47
4:0:288:ASP:O	4:X:322:PRO:CB[1_556]	1.73	0.47

Continued on next page...

Continued from previous page...

Atom-1	Atom-2	Interatomic distance (Å)	Clash overlap (Å)
4:1:293:LEU:C	4:Y:320:LEU:CA[1_556]	1.73	0.47
4:1:164:PRO:N	4:Y:278:THR:CA[1_556]	1.73	0.47
4:1:125:GLU:CD	4:Y:21:PHE:CA[1_556]	1.73	0.47
4:1:288:ASP:C	4:Y:322:PRO:CG[1_556]	1.73	0.47
4:3:253:GLU:CD	4:Z:112:PRO:O[1_556]	1.73	0.47
4:1:37:ARG:O	4:Y:60:SER:O[1_556]	1.73	0.47
4:1:284:LYS:C	4:Y:280:ASN:O[1_556]	1.73	0.47
4:0:362:TYR:OH	4:X:22:ALA:CB[1_556]	1.73	0.47
4:2:212:ILE:CD1	4:Z:197:GLY:N[1_556]	1.73	0.47
4:0:296:ASN:ND2	4:X:318:THR:CA[1_556]	1.73	0.47
4:2:72:GLU:OE2	4:Z:183:ARG:CG[1_556]	1.73	0.47
4:1:67:LEU:O	4:Y:62:ARG:NH1[1_556]	1.73	0.47
4:1:135:ALA:O	4:Y:299:MET:O[1_556]	1.73	0.47
4:1:311:ASP:CG	4:Y:224:GLU:CG[1_556]	1.73	0.47
4:0:141:SER:OG	4:X:310:ALA:N[1_556]	1.73	0.47
4:1:306:TYR:CE2	4:Y:256:ARG:CB[1_556]	1.73	0.47
4:0:126:THR:CB	4:X:28:ARG:CD[1_556]	1.73	0.47
4:1:76:ILE:CG2	4:Y:16:LEU:CB[1_556]	1.73	0.47
4:0:212:ILE:CD1	4:X:197:GLY:N[1_556]	1.73	0.47
4:0:303:THR:CB	4:X:258:PRO:N[1_556]	1.73	0.47
4:0:180:LEU:CD2	4:X:267:ILE:CB[1_556]	1.73	0.47
4:1:339:VAL:CB	4:Y:335:ARG:NH2[1_556]	1.73	0.47
4:0:116:ARG:CA	4:X:339:VAL:CB[1_556]	1.73	0.47
4:2:32:PRO:CG	4:Z:211:ASP:OD2[1_556]	1.73	0.47
4:1:185:LEU:CB	4:Y:188:TYR:CD1[1_556]	1.73	0.47
4:2:68:LYS:CA	4:Z:59:GLN:CD[1_556]	1.73	0.47
4:1:183:ARG:CD	4:Y:187:ASP:OD1[1_556]	1.73	0.47
4:2:206:ARG:NH1	4:Z:190:MET:CE[1_556]	1.73	0.47
4:1:286:ASP:CA	4:Y:283:MET:CG[1_556]	1.73	0.47
4:1:332:PRO:CG	4:Y:221:LEU:CD1[1_556]	1.73	0.47
4:1:203:THR:CG2	4:Y:205:GLU:OE2[1_556]	1.74	0.46
4:0:107:GLU:C	4:X:300:SER:O[1_556]	1.74	0.46
4:1:185:LEU:CD2	4:Y:188:TYR:CE1[1_556]	1.74	0.46
4:1:210:ARG:CA	4:Y:193:LEU:CD1[1_556]	1.74	0.46
4:0:172:PRO:CB	4:X:163:VAL:C[1_556]	1.74	0.46
4:2:124:PHE:O	4:Z:24:ASP:CB[1_556]	1.74	0.46
4:1:106:THR:N	4:Y:335:ARG:N[1_556]	1.74	0.46
4:1:279:TYR:N	4:Y:276:GLU:OE1[1_556]	1.74	0.46
4:4:63:GLY:CA	4:Z:288:ASP:CA[1_556]	1.74	0.46
4:2:153:LEU:N	4:Z:262:PHE:CD1[1_556]	1.74	0.46
4:0:284:LYS:C	4:X:280:ASN:O[1_556]	1.74	0.46

Continued on next page...

Continued from previous page...

Atom-1	Atom-2	Interatomic distance (Å)	Clash overlap (Å)
4:1:152:VAL:CB	4:Y:313:MET:SD[1_556]	1.74	0.46
4:2:253:GLU:CD	4:Y:112:PRO:CA[1_556]	1.74	0.46
4:1:179:ASP:CB	4:Y:184:ASP:OD2[1_556]	1.74	0.46
4:2:119:MET:C	4:Z:340:TRP:CB[1_556]	1.74	0.46
4:2:157:ASP:C	4:Z:185:LEU:C[1_556]	1.74	0.46
4:2:40:HIS:C	4:X:167:GLU:CD[1_556]	1.74	0.46
4:0:16:LEU:CG	4:X:214:GLU:N[1_556]	1.74	0.46
4:2:109:PRO:CA	4:Z:154:ASP:C[1_556]	1.74	0.46
4:0:16:LEU:CG	4:X:214:GLU:CA[1_556]	1.74	0.46
4:2:153:LEU:CD2	4:Z:262:PHE:CG[1_556]	1.74	0.46
4:0:212:ILE:CD1	4:X:197:GLY:CA[1_556]	1.74	0.46
4:2:113:LYS:O	4:Z:140:LEU:CD1[1_556]	1.74	0.46
4:0:289:ILE:CD1	4:X:294:TYR:CZ[1_556]	1.74	0.46
4:2:288:ASP:O	4:Z:322:PRO:CB[1_556]	1.74	0.46
4:4:40:HIS:NE2	4:Z:166:TYR:CD2[1_556]	1.74	0.46
4:2:113:LYS:CG	4:Z:136:ILE:N[1_556]	1.74	0.46
4:0:68:LYS:CA	4:X:59:GLN:CD[1_556]	1.74	0.46
4:1:212:ILE:CG2	4:Y:196:ARG:C[1_556]	1.74	0.46
4:0:134:VAL:CG2	4:X:338:SER:C[1_556]	1.74	0.46
4:2:74:GLY:CA	4:Z:156:GLY:CA[1_556]	1.74	0.46
4:0:311:ASP:CG	4:X:224:GLU:CG[1_556]	1.74	0.46
4:2:108:ALA:CA	4:Z:300:SER:O[1_556]	1.74	0.46
4:0:303:THR:CA	4:X:257:CYS:C[1_556]	1.74	0.46
4:2:298:VAL:C	4:Z:312:ARG:C[1_556]	1.74	0.46
4:0:180:LEU:CG	4:X:267:ILE:CD1[1_556]	1.74	0.46
4:2:212:ILE:CD1	4:Z:197:GLY:CA[1_556]	1.74	0.46
4:2:135:ALA:O	4:Z:299:MET:O[1_556]	1.74	0.46
4:1:120:THR:CG2	4:Y:344:SER:N[1_556]	1.74	0.46
4:1:281:SER:O	4:Y:280:ASN:N[1_556]	1.74	0.46
4:3:230:ALA:N	4:Z:368:SER:CA[1_556]	1.74	0.46
4:2:261:LEU:CD2	4:Z:266:PHE:CB[1_556]	1.74	0.46
4:2:286:ASP:CA	4:Z:283:MET:CG[1_556]	1.74	0.46
4:2:180:LEU:CB	4:Z:267:ILE:CB[1_556]	1.74	0.46
4:2:372:ARG:NH1	4:Z:142:LEU:O[1_556]	1.74	0.46
4:0:33:SER:O	4:X:210:ARG:NH1[1_556]	1.74	0.46
4:1:169:TYR:C	4:Y:151:ILE:CG2[1_556]	1.74	0.46
4:1:167:GLU:CB	4:Y:295:ALA:N[1_556]	1.74	0.46
4:2:214:GLU:O	4:Z:252:ASN:CA[1_556]	1.74	0.46
4:2:80:ASP:CA	4:Z:31:PHE:CB[1_556]	1.74	0.46
4:0:72:GLU:C	4:X:157:ASP:O[1_556]	1.74	0.46
4:2:81:ASP:CA	4:Z:31:PHE:CA[1_556]	1.74	0.46

Continued on next page...

Continued from previous page...

Atom-1	Atom-2	Interatomic distance (Å)	Clash overlap (Å)
4:1:277:THR:OG1	4:Y:272:ALA:CA[1_556]	1.74	0.46
4:2:133:TYR:CD1	4:Z:144:ALA:O[1_556]	1.74	0.46
4:2:166:TYR:CB	4:Z:294:TYR:CG[1_556]	1.74	0.46
4:0:300:SER:C	4:X:219:VAL:CG1[1_556]	1.74	0.46
4:2:305:MET:N	4:Z:255:PHE:O[1_556]	1.74	0.46
4:0:108:ALA:CA	4:X:300:SER:O[1_556]	1.74	0.46
4:0:148:THR:CA	4:X:327:ILE:C[1_556]	1.74	0.46
4:1:158:GLY:N	4:Y:185:LEU:CB[1_556]	1.74	0.46
4:2:167:GLU:C	4:Z:295:ALA:O[1_556]	1.74	0.46
4:2:289:ILE:CD1	4:Z:294:TYR:CZ[1_556]	1.74	0.46
4:0:187:ASP:OD1	4:X:190:MET:CG[1_556]	1.74	0.46
4:2:63:GLY:CA	4:X:288:ASP:CA[1_556]	1.74	0.46
4:0:109:PRO:CA	4:X:154:ASP:C[1_556]	1.74	0.46
4:0:214:GLU:O	4:X:252:ASN:CA[1_556]	1.74	0.46
4:1:63:GLY:O	4:W:289:ILE:CA[1_556]	1.74	0.46
4:1:153:LEU:CB	4:Y:262:PHE:CB[1_556]	1.74	0.46
4:0:183:ARG:CB	4:X:186:THR:O[1_556]	1.74	0.46
4:2:183:ARG:CB	4:Z:186:THR:O[1_556]	1.74	0.46
4:2:16:LEU:CG	4:Z:214:GLU:N[1_556]	1.74	0.46
4:2:40:HIS:NE2	4:X:166:TYR:CD2[1_556]	1.74	0.46
4:2:141:SER:OG	4:Z:310:ALA:N[1_556]	1.74	0.46
4:0:67:LEU:CG	4:X:207:GLU:OE1[1_556]	1.74	0.46
4:1:257:CYS:SG	4:Y:195:GLU:OE1[1_556]	1.74	0.46
4:3:230:ALA:CB	4:Z:371:HIS:CG[1_556]	1.74	0.46
4:0:270:GLU:CG	4:W:286:ASP:CA[1_556]	1.74	0.46
4:0:121:GLN:NE2	4:X:20:GLY:C[1_556]	1.74	0.46
4:0:278:THR:O	4:X:276:GLU:CD[1_556]	1.74	0.46
4:0:186:THR:CA	4:X:191:LYS:CA[1_556]	1.74	0.46
4:2:40:HIS:N	4:X:166:TYR:OH[1_556]	1.74	0.46
4:1:149:THR:CB	4:Y:327:ILE:CB[1_556]	1.74	0.46
4:0:311:ASP:OD1	4:X:224:GLU:CG[1_556]	1.74	0.46
4:0:81:ASP:CA	4:X:31:PHE:CA[1_556]	1.74	0.46
4:1:81:ASP:OD1	4:Y:56:ASP:OD1[1_556]	1.74	0.46
4:2:257:CYS:CB	4:Z:195:GLU:OE1[1_556]	1.74	0.46
4:1:113:LYS:NZ	4:Y:136:ILE:CG1[1_556]	1.74	0.46
4:1:110:LEU:CD1	4:Y:161:HIS:CB[1_556]	1.74	0.46
4:1:141:SER:N	4:Y:310:ALA:CB[1_556]	1.75	0.45
4:2:118:LYS:NZ	4:Z:19:ALA:CB[1_556]	1.75	0.45
4:2:190:MET:CB	4:Z:194:THR:OG1[1_556]	1.75	0.45
4:0:371:HIS:ND1	4:X:140:LEU:CA[1_556]	1.75	0.45
4:1:253:GLU:CD	4:X:112:PRO:O[1_556]	1.75	0.45

Continued on next page...

Continued from previous page...

Atom-1	Atom-2	Interatomic distance (Å)	Clash overlap (Å)
4:0:183:ARG:CA	4:X:186:THR:O[1_556]	1.75	0.45
4:0:59:GLN:CD	4:X:208:ILE:CA[1_556]	1.75	0.45
4:2:108:ALA:CB	4:Z:155:SER:CA[1_556]	1.75	0.45
4:1:122:ILE:CG2	4:Y:19:ALA:O[1_556]	1.75	0.45
4:3:39:ARG:NH1	4:Y:286:ASP:OD2[1_556]	1.75	0.45
4:2:121:GLN:NE2	4:Z:20:GLY:C[1_556]	1.75	0.45
4:1:372:ARG:CD	4:Y:143:TYR:N[1_556]	1.75	0.45
4:0:32:PRO:CG	4:X:211:ASP:OD2[1_556]	1.75	0.45
4:2:195:GLU:CG	4:Y:110:LEU:N[1_556]	1.75	0.45
4:0:63:GLY:CA	4:V:288:ASP:CA[1_556]	1.75	0.45
4:3:63:GLY:O	4:Y:289:ILE:CA[1_556]	1.75	0.45
4:1:206:ARG:NH2	4:Y:190:MET:CG[1_556]	1.75	0.45
4:2:71:ILE:CG1	4:Z:16:LEU:CD2[1_556]	1.75	0.45
4:0:40:HIS:NE2	4:V:166:TYR:CD2[1_556]	1.75	0.45
4:1:290:ARG:O	4:Y:320:LEU:C[1_556]	1.75	0.45
4:2:336:LYS:CG	4:Z:218:TYR:CE1[1_556]	1.75	0.45
4:0:162:ASN:CG	4:X:273:GLY:CA[1_556]	1.75	0.45
4:0:368:SER:OG	4:X:346:LEU:CD2[1_556]	1.75	0.45
4:0:73:HIS:ND1	4:X:184:ASP:OD1[1_556]	1.75	0.45
4:2:148:THR:CA	4:Z:327:ILE:C[1_556]	1.75	0.45
4:2:33:SER:O	4:Z:210:ARG:NH1[1_556]	1.75	0.45
4:0:74:GLY:C	4:X:157:ASP:N[1_556]	1.75	0.45
4:0:79:TRP:CE3	4:X:17:VAL:C[1_556]	1.75	0.45
4:0:120:THR:OG1	4:X:341:ILE:CA[1_556]	1.75	0.45
4:2:123:MET:N	4:Z:26:ALA:O[1_556]	1.75	0.45
4:1:116:ARG:CZ	4:Y:141:SER:O[1_556]	1.75	0.45
4:2:134:VAL:CG2	4:Z:338:SER:C[1_556]	1.75	0.45
4:1:80:ASP:CA	4:Y:31:PHE:CB[1_556]	1.75	0.45
4:1:134:VAL:CB	4:Y:338:SER:C[1_556]	1.75	0.45
4:0:271:SER:C	4:X:270:GLU:CA[1_556]	1.75	0.45
4:0:291:LYS:C	4:X:321:ALA:O[1_556]	1.75	0.45
4:2:105:LEU:N	4:Z:334:GLU:C[1_556]	1.75	0.45
4:2:113:LYS:CG	4:Z:136:ILE:O[1_556]	1.75	0.45
4:0:190:MET:CB	4:X:194:THR:OG1[1_556]	1.75	0.45
4:0:196:ARG:NH2	4:W:114:ALA:O[1_556]	1.75	0.45
4:1:169:TYR:CA	4:Y:296:ASN:C[1_556]	1.75	0.45
4:2:371:HIS:ND1	4:Z:140:LEU:CA[1_556]	1.75	0.45
4:1:183:ARG:CA	4:Y:186:THR:O[1_556]	1.75	0.45
4:0:133:TYR:CD1	4:X:144:ALA:O[1_556]	1.75	0.45
4:1:190:MET:SD	4:Y:194:THR:CB[1_556]	1.75	0.45
4:2:141:SER:CB	4:Z:310:ALA:CA[1_556]	1.75	0.45

Continued on next page...

Continued from previous page...

Atom-1	Atom-2	Interatomic distance (Å)	Clash overlap (Å)
4:0:141:SER:CB	4:X:310:ALA:CA[1_556]	1.75	0.45
4:1:80:ASP:CB	4:Y:31:PHE:CD2[1_556]	1.75	0.45
4:1:335:ARG:O	4:Y:219:VAL:N[1_556]	1.75	0.45
4:2:75:ILE:N	4:Z:156:GLY:C[1_556]	1.75	0.45
4:0:72:GLU:N	4:X:157:ASP:OD1[1_556]	1.75	0.45
4:2:152:VAL:CA	4:Z:313:MET:CG[1_556]	1.75	0.45
4:2:177:ARG:O	4:Z:178:LEU:CG[1_556]	1.75	0.45
4:3:40:HIS:N	4:Y:166:TYR:OH[1_556]	1.75	0.45
4:1:72:GLU:C	4:Y:157:ASP:O[1_556]	1.75	0.45
4:0:206:ARG:NH1	4:X:190:MET:CE[1_556]	1.75	0.45
4:2:59:GLN:CD	4:Z:208:ILE:CA[1_556]	1.75	0.45
4:0:152:VAL:CG2	4:X:313:MET:CA[1_556]	1.75	0.45
4:2:186:THR:CA	4:Z:191:LYS:CA[1_556]	1.75	0.45
4:0:305:MET:N	4:X:255:PHE:O[1_556]	1.75	0.45
4:0:253:GLU:CD	4:W:112:PRO:CA[1_556]	1.75	0.45
4:0:372:ARG:NH1	4:X:142:LEU:O[1_556]	1.75	0.45
4:1:166:TYR:CB	4:Y:294:TYR:CB[1_556]	1.75	0.45
4:0:211:ASP:O	4:X:196:ARG:CZ[1_556]	1.75	0.45
4:2:170:ALA:CB	4:Z:151:ILE:O[1_556]	1.75	0.45
4:0:113:LYS:CG	4:X:136:ILE:O[1_556]	1.75	0.45
4:0:195:GLU:CD	4:W:109:PRO:O[1_556]	1.75	0.45
4:2:67:LEU:CD1	4:Z:207:GLU:CG[1_556]	1.75	0.45
4:0:177:ARG:O	4:X:178:LEU:CG[1_556]	1.75	0.45
4:0:74:GLY:CA	4:X:156:GLY:CA[1_556]	1.75	0.45
4:2:79:TRP:CE3	4:Z:17:VAL:C[1_556]	1.75	0.45
4:0:185:LEU:C	4:X:191:LYS:CG[1_556]	1.75	0.45
4:0:118:LYS:NZ	4:X:19:ALA:CB[1_556]	1.75	0.45
4:1:167:GLU:C	4:Y:296:ASN:N[1_556]	1.75	0.45
4:1:72:GLU:C	4:Y:157:ASP:CA[1_556]	1.75	0.45
4:2:136:ILE:O	4:Z:299:MET:CA[1_556]	1.75	0.45
4:2:120:THR:OG1	4:Z:341:ILE:CA[1_556]	1.75	0.45
4:1:180:LEU:CB	4:Y:267:ILE:CB[1_556]	1.75	0.45
4:0:40:HIS:C	4:V:167:GLU:CD[1_556]	1.75	0.45
4:0:113:LYS:O	4:X:140:LEU:CD1[1_556]	1.75	0.45
4:2:79:TRP:CB	4:Z:17:VAL:CG1[1_556]	1.75	0.45
4:2:107:GLU:C	4:Z:300:SER:O[1_556]	1.75	0.45
4:3:233:SER:N	4:Z:367:PRO:C[1_556]	1.75	0.45
4:1:63:GLY:O	4:W:289:ILE:CG2[1_556]	1.75	0.45
4:0:367:PRO:CA	4:X:343:GLY:C[1_556]	1.75	0.45
4:0:136:ILE:O	4:X:299:MET:CA[1_556]	1.75	0.45
4:1:230:ALA:N	4:X:368:SER:CA[1_556]	1.75	0.45

Continued on next page...

Continued from previous page...

Atom-1	Atom-2	Interatomic distance (Å)	Clash overlap (Å)
4:2:167:GLU:CA	4:Z:295:ALA:CB[1_556]	1.75	0.45
4:2:212:ILE:C	4:Z:196:ARG:CB[1_556]	1.75	0.45
4:0:123:MET:N	4:X:26:ALA:O[1_556]	1.75	0.45
4:2:74:GLY:C	4:Z:157:ASP:N[1_556]	1.75	0.45
4:1:72:GLU:C	4:Y:157:ASP:CB[1_556]	1.75	0.45
4:2:286:ASP:CB	4:Z:290:ARG:CZ[1_556]	1.75	0.45
4:0:257:CYS:CB	4:X:195:GLU:OE1[1_556]	1.75	0.45
4:1:173:HIS:CB	4:Y:174:ALA:CA[1_556]	1.75	0.45
4:1:83:GLU:CD	4:Y:29:ALA:CA[1_556]	1.75	0.45
4:2:365:ALA:CA	4:Z:349:LEU:C[1_556]	1.76	0.44
4:1:177:ARG:O	4:Y:178:LEU:CD1[1_556]	1.76	0.44
4:0:79:TRP:CB	4:X:17:VAL:CG1[1_556]	1.76	0.44
4:2:261:LEU:CA	4:Z:266:PHE:CB[1_556]	1.76	0.44
4:2:270:GLU:CG	4:Y:286:ASP:CA[1_556]	1.76	0.44
4:1:214:GLU:CG	4:Y:250:ILE:CG2[1_556]	1.76	0.44
4:2:233:SER:CA	4:Y:367:PRO:CD[1_556]	1.76	0.44
4:0:116:ARG:CA	4:X:339:VAL:CA[1_556]	1.76	0.44
4:1:292:ASP:C	4:Y:318:THR:O[1_556]	1.76	0.44
4:0:116:ARG:CZ	4:X:141:SER:CB[1_556]	1.76	0.44
4:2:116:ARG:CA	4:Z:339:VAL:CB[1_556]	1.76	0.44
4:2:126:THR:CA	4:Z:28:ARG:CZ[1_556]	1.76	0.44
4:2:271:SER:C	4:Z:270:GLU:CA[1_556]	1.76	0.44
4:1:116:ARG:C	4:Y:339:VAL:C[1_556]	1.76	0.44
4:2:185:LEU:C	4:Z:191:LYS:CG[1_556]	1.76	0.44
4:0:116:ARG:NH1	4:X:141:SER:CA[1_556]	1.76	0.44
4:0:153:LEU:CD2	4:X:262:PHE:CG[1_556]	1.76	0.44
4:1:113:LYS:CA	4:Y:137:GLN:CA[1_556]	1.76	0.44
4:0:132:MET:SD	4:X:341:ILE:CB[1_556]	1.76	0.44
4:0:298:VAL:C	4:X:312:ARG:C[1_556]	1.76	0.44
4:0:195:GLU:CG	4:W:110:LEU:N[1_556]	1.76	0.44
4:2:278:THR:O	4:Z:276:GLU:CD[1_556]	1.76	0.44
4:2:233:SER:N	4:Y:367:PRO:C[1_556]	1.76	0.44
4:1:63:GLY:CA	4:W:288:ASP:CA[1_556]	1.76	0.44
4:1:64:ILE:CD1	4:W:292:ASP:CG[1_556]	1.76	0.44
4:2:148:THR:CB	4:Z:328:LYS:CA[1_556]	1.76	0.44
4:1:189:LEU:CD1	4:Y:195:GLU:CB[1_556]	1.76	0.44
4:0:233:SER:CA	4:W:367:PRO:CD[1_556]	1.76	0.44
4:2:300:SER:C	4:Z:219:VAL:CG1[1_556]	1.76	0.44
4:0:370:VAL:CB	4:X:342:GLY:CA[1_556]	1.76	0.44
4:1:303:THR:CA	4:Y:257:CYS:CA[1_556]	1.76	0.44
4:2:167:GLU:CB	4:Z:295:ALA:CA[1_556]	1.76	0.44

Continued on next page...

Continued from previous page...

Atom-1	Atom-2	Interatomic distance (Å)	Clash overlap (Å)
4:2:296:ASN:C	4:Z:316:GLU:N[1_556]	1.76	0.44
4:2:212:ILE:CG2	4:Z:196:ARG:C[1_556]	1.76	0.44
4:1:183:ARG:CG	4:Y:187:ASP:CA[1_556]	1.76	0.44
4:1:362:TYR:OH	4:Y:22:ALA:CB[1_556]	1.76	0.44
4:0:212:ILE:C	4:X:196:ARG:CB[1_556]	1.76	0.44
4:1:169:TYR:N	4:Y:296:ASN:N[1_556]	1.76	0.44
4:2:368:SER:OG	4:Z:346:LEU:CD2[1_556]	1.76	0.44
4:1:150:GLY:O	4:Y:317:ILE:CD1[1_556]	1.76	0.44
4:3:233:SER:N	4:Z:366:GLY:C[1_556]	1.76	0.44
4:1:167:GLU:CB	4:Y:295:ALA:CA[1_556]	1.76	0.44
4:1:195:GLU:CG	4:X:110:LEU:N[1_556]	1.76	0.44
4:0:167:GLU:C	4:X:295:ALA:O[1_556]	1.76	0.44
4:0:183:ARG:NH2	4:X:186:THR:OG1[1_556]	1.76	0.44
4:0:286:ASP:CB	4:X:290:ARG:CZ[1_556]	1.76	0.44
4:1:15:GLY:N	4:Y:213:LYS:NZ[1_556]	1.76	0.44
4:4:40:HIS:N	4:Z:166:TYR:OH[1_556]	1.76	0.44
4:0:109:PRO:O	4:X:154:ASP:N[1_556]	1.76	0.44
4:1:274:ILE:CB	4:Y:263:GLN:C[1_556]	1.76	0.44
4:2:339:VAL:C	4:Z:335:ARG:NH2[1_556]	1.76	0.44
4:0:203:THR:N	4:X:201:VAL:CG2[1_556]	1.76	0.44
4:2:162:ASN:CG	4:Z:273:GLY:CA[1_556]	1.76	0.44
4:0:67:LEU:CD1	4:X:207:GLU:CG[1_556]	1.76	0.44
4:1:153:LEU:CG	4:Y:262:PHE:N[1_556]	1.76	0.44
4:1:213:LYS:CE	4:Y:192:ILE:CG1[1_556]	1.76	0.44
4:1:240:TYR:OH	4:Y:198:TYR:OH[1_556]	1.76	0.44
4:1:369:ILE:CG1	4:Y:345:ILE:CG2[1_556]	1.76	0.44
4:2:195:GLU:CD	4:Y:109:PRO:O[1_556]	1.76	0.44
4:0:113:LYS:CG	4:X:136:ILE:N[1_556]	1.76	0.44
4:2:300:SER:OG	4:Z:309:ILE:CA[1_556]	1.76	0.44
4:2:303:THR:O	4:Z:256:ARG:C[1_556]	1.76	0.44
4:1:215:LYS:NZ	4:Y:249:THR:CG2[1_556]	1.76	0.44
4:1:298:VAL:CB	4:Y:313:MET:N[1_556]	1.76	0.44
4:2:172:PRO:CD	4:Z:164:PRO:N[1_556]	1.76	0.44
4:1:106:THR:CA	4:Y:335:ARG:O[1_556]	1.76	0.44
4:3:64:ILE:CD1	4:Y:292:ASP:CG[1_556]	1.76	0.44
4:0:153:LEU:CB	4:X:262:PHE:CB[1_556]	1.76	0.44
4:2:114:ALA:CB	4:Z:106:THR:N[1_556]	1.76	0.44
4:2:77:THR:C	4:Z:33:SER:CB[1_556]	1.76	0.44
4:0:39:ARG:C	4:V:166:TYR:OH[1_556]	1.76	0.44
4:2:281:SER:O	4:Z:280:ASN:CB[1_556]	1.76	0.44
4:1:122:ILE:CG2	4:Y:27:PRO:C[1_556]	1.76	0.44

Continued on next page...

Continued from previous page...

Atom-1	Atom-2	Interatomic distance (Å)	Clash overlap (Å)
4:2:72:GLU:C	4:Z:157:ASP:O[1_556]	1.76	0.44
4:1:166:TYR:O	4:Y:294:TYR:CA[1_556]	1.76	0.44
4:0:37:ARG:CB	4:X:60:SER:CA[1_556]	1.76	0.44
4:0:77:THR:CB	4:X:14:SER:O[1_556]	1.76	0.44
4:0:339:VAL:C	4:X:335:ARG:NH2[1_556]	1.76	0.44
4:1:116:ARG:CA	4:Y:339:VAL:CB[1_556]	1.76	0.44
4:0:77:THR:C	4:X:33:SER:CB[1_556]	1.76	0.44
4:2:115:ASN:CB	4:Z:11:ASP:CG[1_556]	1.76	0.44
4:0:166:TYR:O	4:X:294:TYR:CA[1_556]	1.76	0.44
4:1:39:ARG:NH1	4:W:286:ASP:OD2[1_556]	1.76	0.44
4:1:281:SER:C	4:Y:276:GLU:O[1_556]	1.76	0.44
4:3:196:ARG:CG	4:Z:115:ASN:CG[1_556]	1.76	0.44
4:2:137:GLN:C	4:Z:299:MET:CG[1_556]	1.76	0.44
4:3:63:GLY:CA	4:Y:288:ASP:CA[1_556]	1.76	0.44
4:1:124:PHE:CB	4:Y:24:ASP:CA[1_556]	1.76	0.44
4:2:203:THR:N	4:Z:201:VAL:CG2[1_556]	1.76	0.44
4:0:148:THR:CB	4:X:328:LYS:CA[1_556]	1.76	0.44
4:1:206:ARG:CD	4:Y:200:PHE:CA[1_556]	1.76	0.44
4:0:137:GLN:C	4:X:299:MET:CG[1_556]	1.76	0.44
4:3:196:ARG:NH2	4:Z:114:ALA:O[1_556]	1.76	0.44
4:0:167:GLU:CB	4:X:295:ALA:CA[1_556]	1.76	0.44
4:1:148:THR:CB	4:Y:328:LYS:CB[1_556]	1.76	0.44
4:0:71:ILE:CG1	4:X:16:LEU:CD2[1_556]	1.76	0.44
4:2:73:HIS:ND1	4:Z:184:ASP:OD1[1_556]	1.76	0.44
4:2:124:PHE:C	4:Z:24:ASP:OD2[1_556]	1.76	0.44
4:0:303:THR:O	4:X:256:ARG:C[1_556]	1.77	0.43
4:0:336:LYS:CG	4:X:218:TYR:CE1[1_556]	1.77	0.43
4:1:40:HIS:N	4:W:166:TYR:OH[1_556]	1.77	0.43
4:1:157:ASP:C	4:Y:185:LEU:CA[1_556]	1.77	0.43
4:2:166:TYR:CB	4:Z:294:TYR:N[1_556]	1.77	0.43
4:1:281:SER:O	4:Y:280:ASN:CA[1_556]	1.77	0.43
4:0:293:LEU:C	4:X:320:LEU:CA[1_556]	1.77	0.43
4:0:83:GLU:CD	4:X:29:ALA:CA[1_556]	1.77	0.43
4:1:301:GLY:C	4:Y:218:TYR:O[1_556]	1.77	0.43
4:2:116:ARG:NH1	4:Z:141:SER:CA[1_556]	1.77	0.43
4:2:272:ALA:C	4:Z:269:MET:O[1_556]	1.77	0.43
4:1:285:CYS:O	4:Y:283:MET:CG[1_556]	1.77	0.43
4:2:72:GLU:N	4:Z:157:ASP:OD1[1_556]	1.77	0.43
4:2:107:GLU:O	4:Z:300:SER:CA[1_556]	1.77	0.43
4:1:166:TYR:CB	4:Y:294:TYR:CG[1_556]	1.77	0.43
4:1:161:HIS:CD2	4:Y:160:THR:CB[1_556]	1.77	0.43

Continued on next page...

Continued from previous page...

Atom-1	Atom-2	Interatomic distance (Å)	Clash overlap (Å)
4:0:111:ASN:N	4:X:154:ASP:CG[1_556]	1.77	0.43
4:0:170:ALA:CB	4:X:151:ILE:O[1_556]	1.77	0.43
4:2:211:ASP:O	4:Z:196:ARG:CZ[1_556]	1.77	0.43
4:1:281:SER:C	4:Y:280:ASN:OD1[1_556]	1.77	0.43
4:2:231:ALA:N	4:Y:368:SER:O[1_556]	1.77	0.43
4:2:111:ASN:N	4:Z:154:ASP:CG[1_556]	1.77	0.43
4:2:111:ASN:ND2	4:Z:339:VAL:CG2[1_556]	1.77	0.43
4:0:212:ILE:CG2	4:X:196:ARG:C[1_556]	1.77	0.43
4:1:371:HIS:CE1	4:Y:140:LEU:N[1_556]	1.77	0.43
4:2:152:VAL:CG2	4:Z:313:MET:CA[1_556]	1.77	0.43
4:0:300:SER:OG	4:X:309:ILE:CA[1_556]	1.77	0.43
4:2:196:ARG:NH2	4:Y:114:ALA:O[1_556]	1.77	0.43
4:0:139:VAL:N	4:X:299:MET:CE[1_556]	1.77	0.43
4:0:124:PHE:C	4:X:24:ASP:OD2[1_556]	1.77	0.43
4:0:167:GLU:CA	4:X:295:ALA:CB[1_556]	1.77	0.43
4:0:11:ASP:OD2	4:X:305:MET:C[1_556]	1.77	0.43
4:2:367:PRO:CA	4:Z:343:GLY:C[1_556]	1.77	0.43
4:2:116:ARG:CA	4:Z:339:VAL:CA[1_556]	1.77	0.43
4:0:232:SER:O	4:W:362:TYR:CD1[1_556]	1.77	0.43
4:1:370:VAL:N	4:Y:342:GLY:O[1_556]	1.77	0.43
4:1:295:ALA:C	4:Y:319:ALA:CA[1_556]	1.77	0.43
4:0:302:GLY:O	4:X:255:PHE:C[1_556]	1.77	0.43
4:2:370:VAL:CB	4:Z:342:GLY:CA[1_556]	1.77	0.43
4:1:79:TRP:CG	4:Y:17:VAL:C[1_556]	1.77	0.43
4:0:152:VAL:CA	4:X:313:MET:CG[1_556]	1.77	0.43
4:0:272:ALA:C	4:X:269:MET:O[1_556]	1.77	0.43
4:1:298:VAL:CG1	4:Y:311:ASP:C[1_556]	1.77	0.43
4:3:195:GLU:CG	4:Z:110:LEU:N[1_556]	1.77	0.43
4:0:296:ASN:C	4:X:316:GLU:N[1_556]	1.77	0.43
4:3:253:GLU:N	4:Z:113:LYS:CA[1_556]	1.77	0.43
4:1:296:ASN:C	4:Y:316:GLU:N[1_556]	1.77	0.43
4:0:180:LEU:CD2	4:X:267:ILE:CA[1_556]	1.77	0.43
4:0:196:ARG:NE	4:W:115:ASN:CB[1_556]	1.77	0.43
4:1:289:ILE:N	4:Y:283:MET:CE[1_556]	1.77	0.43
4:2:152:VAL:CB	4:Z:313:MET:CB[1_556]	1.77	0.43
4:2:39:ARG:C	4:X:166:TYR:OH[1_556]	1.77	0.43
4:1:371:HIS:ND1	4:Y:140:LEU:CB[1_556]	1.77	0.43
4:2:116:ARG:CZ	4:Z:141:SER:CB[1_556]	1.77	0.43
4:0:120:THR:C	4:X:340:TRP:CZ3[1_556]	1.77	0.43
4:1:335:ARG:CD	4:Y:220:ALA:CB[1_556]	1.77	0.43
4:0:231:ALA:N	4:W:368:SER:O[1_556]	1.77	0.43

Continued on next page...

Continued from previous page...

Atom-1	Atom-2	Interatomic distance (Å)	Clash overlap (Å)
4:0:365:ALA:CA	4:X:349:LEU:C[1_556]	1.77	0.43
4:1:233:SER:N	4:X:366:GLY:C[1_556]	1.77	0.43
4:0:86:TRP:CE3	4:X:30:VAL:CG2[1_556]	1.77	0.43
4:2:109:PRO:O	4:Z:154:ASP:N[1_556]	1.77	0.43
4:2:139:VAL:N	4:Z:299:MET:CE[1_556]	1.77	0.43
4:1:196:ARG:CG	4:X:115:ASN:CG[1_556]	1.77	0.43
4:3:63:GLY:O	4:Y:289:ILE:CG2[1_556]	1.77	0.43
4:2:120:THR:C	4:Z:340:TRP:CZ3[1_556]	1.77	0.43
4:1:149:THR:CA	4:Y:327:ILE:CG2[1_556]	1.77	0.43
4:1:169:TYR:CD2	4:Y:293:LEU:CG[1_556]	1.77	0.43
4:2:86:TRP:CE3	4:Z:30:VAL:CG2[1_556]	1.77	0.43
4:0:261:LEU:CA	4:X:266:PHE:CB[1_556]	1.77	0.43
4:1:124:PHE:CD1	4:Y:24:ASP:C[1_556]	1.77	0.43
4:1:123:MET:CB	4:Y:26:ALA:C[1_556]	1.77	0.43
4:1:11:ASP:OD2	4:Y:305:MET:C[1_556]	1.77	0.43
4:1:152:VAL:CG1	4:Y:313:MET:CG[1_556]	1.77	0.43
4:0:157:ASP:O	4:X:185:LEU:O[1_556]	1.77	0.43
4:0:124:PHE:CD2	4:X:24:ASP:O[1_556]	1.77	0.43
4:0:152:VAL:CB	4:X:313:MET:CB[1_556]	1.77	0.43
4:0:281:SER:O	4:X:280:ASN:CB[1_556]	1.77	0.43
4:2:270:GLU:CD	4:Y:286:ASP:N[1_556]	1.77	0.43
4:1:77:THR:CB	4:Y:15:GLY:CA[1_556]	1.77	0.43
4:1:162:ASN:ND2	4:Y:273:GLY:O[1_556]	1.77	0.43
4:2:227:MET:O	4:Y:372:ARG:N[1_556]	1.77	0.43
4:2:152:VAL:CG1	4:Z:313:MET:CG[1_556]	1.78	0.42
4:0:336:LYS:CB	4:X:218:TYR:N[1_556]	1.78	0.42
4:1:371:HIS:CE1	4:Y:136:ILE:O[1_556]	1.78	0.42
4:1:154:ASP:C	4:Y:261:LEU:CD1[1_556]	1.78	0.42
4:2:215:LYS:CB	4:Z:196:ARG:CZ[1_556]	1.78	0.42
4:2:153:LEU:CB	4:Z:262:PHE:CB[1_556]	1.78	0.42
4:2:124:PHE:CD2	4:Z:24:ASP:O[1_556]	1.78	0.42
4:1:278:THR:OG1	4:Y:275:HIS:CE1[1_556]	1.78	0.42
4:2:168:GLY:CA	4:Z:296:ASN:CA[1_556]	1.78	0.42
4:0:175:ILE:CB	4:X:162:ASN:ND2[1_556]	1.78	0.42
4:0:195:GLU:OE2	4:W:109:PRO:O[1_556]	1.78	0.42
4:0:195:GLU:OE2	4:W:109:PRO:CA[1_556]	1.78	0.42
4:2:132:MET:SD	4:Z:341:ILE:CB[1_556]	1.78	0.42
4:1:153:LEU:CD2	4:Y:262:PHE:CG[1_556]	1.78	0.42
4:0:152:VAL:CG1	4:X:313:MET:CG[1_556]	1.78	0.42
4:1:299:MET:CA	4:Y:312:ARG:CB[1_556]	1.78	0.42
4:1:257:CYS:CB	4:Y:195:GLU:OE1[1_556]	1.78	0.42

Continued on next page...

Continued from previous page...

Atom-1	Atom-2	Interatomic distance (Å)	Clash overlap (Å)
4:1:173:HIS:N	4:Y:174:ALA:O[1_556]	1.78	0.42
4:2:293:LEU:C	4:Z:320:LEU:CA[1_556]	1.78	0.42
4:1:366:GLY:O	4:Y:347:ALA:CA[1_556]	1.78	0.42
4:1:302:GLY:O	4:Y:255:PHE:C[1_556]	1.78	0.42
4:4:64:ILE:CD1	4:Z:292:ASP:CG[1_556]	1.78	0.42
4:0:253:GLU:CG	4:W:112:PRO:CA[1_556]	1.78	0.42
4:2:357:ILE:CB	4:Z:345:ILE:CG1[1_556]	1.78	0.42
4:0:16:LEU:CB	4:X:214:GLU:N[1_556]	1.78	0.42
4:1:72:GLU:OE2	4:Y:183:ARG:CG[1_556]	1.78	0.42
4:0:79:TRP:CD1	4:X:17:VAL:CA[1_556]	1.78	0.42
4:1:40:HIS:CD2	4:W:166:TYR:O[1_556]	1.78	0.42
4:0:172:PRO:CD	4:X:164:PRO:N[1_556]	1.78	0.42
4:1:133:TYR:CZ	4:Y:145:SER:CA[1_556]	1.78	0.42
4:0:108:ALA:CA	4:X:155:SER:N[1_556]	1.78	0.42
4:0:206:ARG:NH2	4:X:190:MET:CG[1_556]	1.78	0.42
4:1:59:GLN:CD	4:Y:208:ILE:CA[1_556]	1.78	0.42
4:2:336:LYS:CB	4:Z:218:TYR:N[1_556]	1.78	0.42
4:0:233:SER:N	4:W:367:PRO:C[1_556]	1.78	0.42
4:1:141:SER:O	4:Y:310:ALA:CB[1_556]	1.78	0.42
4:2:175:ILE:CB	4:Z:162:ASN:ND2[1_556]	1.78	0.42
4:1:215:LYS:CD	4:Y:196:ARG:NH2[1_556]	1.78	0.42
4:0:291:LYS:CE	4:Z:244:ASP:OD2[1_556]	1.78	0.42
4:1:83:GLU:N	4:Y:30:VAL:O[1_556]	1.78	0.42
4:2:77:THR:CB	4:Z:14:SER:O[1_556]	1.78	0.42
4:1:180:LEU:CD2	4:Y:267:ILE:CB[1_556]	1.78	0.42
4:0:335:ARG:CB	4:X:220:ALA:N[1_556]	1.78	0.42
4:2:183:ARG:NH2	4:Z:186:THR:OG1[1_556]	1.78	0.42
4:2:72:GLU:O	4:Z:157:ASP:CB[1_556]	1.78	0.42
4:0:126:THR:CA	4:X:28:ARG:CZ[1_556]	1.78	0.42
4:1:136:ILE:CG2	4:Y:153:LEU:O[1_556]	1.78	0.42
4:0:107:GLU:O	4:X:300:SER:CA[1_556]	1.78	0.42
4:2:232:SER:O	4:Y:362:TYR:CD1[1_556]	1.78	0.42
4:0:227:MET:O	4:W:372:ARG:N[1_556]	1.78	0.42
4:1:262:PHE:CA	4:Y:265:SER:CB[1_556]	1.78	0.42
4:1:282:ILE:O	4:Y:279:TYR:CE2[1_556]	1.78	0.42
4:1:114:ALA:CB	4:Y:106:THR:O[1_556]	1.78	0.42
4:2:189:LEU:CD1	4:Z:195:GLU:CB[1_556]	1.78	0.42
4:1:179:ASP:OD1	4:Y:179:ASP:C[1_556]	1.78	0.42
4:2:140:LEU:N	4:Z:331:ALA:CB[1_556]	1.78	0.42
4:1:170:ALA:N	4:Y:151:ILE:O[1_556]	1.78	0.42
4:1:114:ALA:CB	4:Y:106:THR:N[1_556]	1.78	0.42

Continued on next page...

Continued from previous page...

Atom-1	Atom-2	Interatomic distance (Å)	Clash overlap (Å)
4:0:80:ASP:CB	4:X:31:PHE:CD2[1_556]	1.78	0.42
4:2:261:LEU:O	4:Z:265:SER:N[1_556]	1.78	0.42
4:0:63:GLY:CA	4:V:287:ILE:C[1_556]	1.78	0.42
4:2:162:ASN:CB	4:Z:274:ILE:CA[1_556]	1.78	0.42
4:0:270:GLU:CD	4:W:286:ASP:N[1_556]	1.78	0.42
4:2:177:ARG:CZ	4:Z:159:VAL:N[1_556]	1.78	0.42
4:2:37:ARG:CB	4:Z:60:SER:CA[1_556]	1.78	0.42
4:2:264:PRO:C	4:Z:268:GLY:CA[1_556]	1.78	0.42
4:0:111:ASN:ND2	4:X:339:VAL:CG2[1_556]	1.78	0.42
4:2:214:GLU:O	4:Z:252:ASN:N[1_556]	1.78	0.42
4:2:230:ALA:CB	4:Y:371:HIS:CG[1_556]	1.78	0.42
4:1:304:THR:N	4:Y:259:GLU:N[1_556]	1.78	0.42
4:1:160:THR:CA	4:Y:261:LEU:CD2[1_556]	1.78	0.42
4:2:180:LEU:CD2	4:Z:267:ILE:CA[1_556]	1.78	0.42
4:0:215:LYS:CB	4:X:196:ARG:CZ[1_556]	1.78	0.42
4:2:116:ARG:NH2	4:Z:141:SER:CA[1_556]	1.78	0.42
4:1:133:TYR:C	4:Y:334:GLU:OE1[1_556]	1.78	0.42
4:1:178:LEU:CD1	4:Y:269:MET:SD[1_556]	1.78	0.42
4:2:83:GLU:CD	4:Z:29:ALA:CA[1_556]	1.78	0.42
4:1:158:GLY:N	4:Y:182:GLY:O[1_556]	1.78	0.42
4:0:115:ASN:CB	4:X:11:ASP:CG[1_556]	1.78	0.42
4:2:64:ILE:CD1	4:X:292:ASP:CG[1_556]	1.78	0.42
4:3:64:ILE:N	4:Y:289:ILE:CA[1_556]	1.78	0.42
4:2:196:ARG:NE	4:Y:115:ASN:CB[1_556]	1.78	0.42
4:2:253:GLU:CG	4:Y:112:PRO:CA[1_556]	1.78	0.42
4:1:152:VAL:O	4:Y:274:ILE:CG2[1_556]	1.78	0.42
4:1:291:LYS:C	4:Y:321:ALA:O[1_556]	1.78	0.42
4:0:152:VAL:CB	4:X:313:MET:SD[1_556]	1.78	0.42
4:3:197:GLY:O	4:Z:76:ILE:N[1_556]	1.78	0.42
4:1:170:ALA:CB	4:Y:151:ILE:O[1_556]	1.78	0.42
4:1:76:ILE:CG2	4:Y:16:LEU:C[1_556]	1.78	0.42
4:1:177:ARG:CB	4:Y:178:LEU:CB[1_556]	1.78	0.42
4:1:106:THR:O	4:Y:335:ARG:C[1_556]	1.78	0.42
4:0:114:ALA:CB	4:X:106:THR:N[1_556]	1.78	0.42
4:2:281:SER:O	4:Z:280:ASN:CA[1_556]	1.78	0.42
4:1:272:ALA:C	4:Y:269:MET:O[1_556]	1.78	0.42
4:1:253:GLU:N	4:X:113:LYS:CA[1_556]	1.78	0.42
4:2:296:ASN:CB	4:Z:318:THR:N[1_556]	1.79	0.41
4:1:153:LEU:O	4:Y:262:PHE:CD2[1_556]	1.79	0.41
4:0:253:GLU:CD	4:W:112:PRO:O[1_556]	1.79	0.41
4:1:187:ASP:OD1	4:Y:190:MET:CG[1_556]	1.79	0.41

Continued on next page...

Continued from previous page...

Atom-1	Atom-2	Interatomic distance (Å)	Clash overlap (Å)
4:1:266:PHE:O	4:X:172:PRO:O[1_556]	1.79	0.41
4:0:357:ILE:CB	4:X:345:ILE:CG1[1_556]	1.79	0.41
4:2:175:ILE:CG1	4:Z:162:ASN:CB[1_556]	1.79	0.41
4:1:196:ARG:NH2	4:X:114:ALA:O[1_556]	1.79	0.41
4:0:166:TYR:CB	4:X:294:TYR:N[1_556]	1.79	0.41
4:2:166:TYR:O	4:Z:294:TYR:CA[1_556]	1.79	0.41
4:1:172:PRO:CB	4:Y:163:VAL:C[1_556]	1.79	0.41
4:1:166:TYR:O	4:Y:293:LEU:O[1_556]	1.79	0.41
4:1:162:ASN:CA	4:Y:274:ILE:N[1_556]	1.79	0.41
4:2:175:ILE:CA	4:Z:162:ASN:CG[1_556]	1.79	0.41
4:0:64:ILE:CD1	4:V:292:ASP:CG[1_556]	1.79	0.41
4:1:232:SER:C	4:X:366:GLY:C[1_556]	1.79	0.41
4:4:39:ARG:C	4:Z:166:TYR:OH[1_556]	1.79	0.41
4:1:67:LEU:CD1	4:Y:207:GLU:CG[1_556]	1.79	0.41
4:0:39:ARG:NH1	4:V:286:ASP:OD2[1_556]	1.79	0.41
4:1:64:ILE:N	4:W:289:ILE:CA[1_556]	1.79	0.41
4:4:63:GLY:O	4:Z:289:ILE:CG2[1_556]	1.79	0.41
4:2:79:TRP:CD1	4:Z:17:VAL:CA[1_556]	1.79	0.41
4:2:274:ILE:CB	4:Z:263:GLN:C[1_556]	1.79	0.41
4:2:157:ASP:O	4:Z:185:LEU:O[1_556]	1.79	0.41
4:1:104:LEU:CD2	4:Y:334:GLU:N[1_556]	1.79	0.41
4:3:40:HIS:CD2	4:Y:166:TYR:O[1_556]	1.79	0.41
4:0:153:LEU:C	4:X:262:PHE:CD1[1_556]	1.79	0.41
4:1:75:ILE:N	4:Y:156:GLY:C[1_556]	1.79	0.41
4:1:40:HIS:O	4:W:167:GLU:OE2[1_556]	1.79	0.41
4:1:371:HIS:O	4:Y:139:VAL:C[1_556]	1.79	0.41
4:3:252:ASN:CB	4:Z:113:LYS:O[1_556]	1.79	0.41
4:0:335:ARG:O	4:X:219:VAL:N[1_556]	1.79	0.41
4:1:166:TYR:CB	4:Y:294:TYR:N[1_556]	1.79	0.41
4:1:303:THR:CA	4:Y:258:PRO:N[1_556]	1.79	0.41
4:2:206:ARG:NH2	4:Z:190:MET:CG[1_556]	1.79	0.41
4:0:362:TYR:CD1	4:X:344:SER:C[1_556]	1.79	0.41
4:1:157:ASP:OD2	4:Y:186:THR:CB[1_556]	1.79	0.41
4:1:214:GLU:C	4:Y:253:GLU:CD[1_556]	1.79	0.41
4:1:304:THR:C	4:Y:223:PHE:CD1[1_556]	1.79	0.41
4:0:177:ARG:CB	4:X:178:LEU:CB[1_556]	1.79	0.41
4:1:306:TYR:CG	4:Y:256:ARG:CB[1_556]	1.79	0.41
4:0:80:ASP:CB	4:X:31:PHE:CG[1_556]	1.79	0.41
4:0:252:ASN:CB	4:W:113:LYS:O[1_556]	1.79	0.41
4:0:214:GLU:O	4:X:252:ASN:N[1_556]	1.79	0.41
4:1:303:THR:CB	4:Y:258:PRO:N[1_556]	1.79	0.41

Continued on next page...

Continued from previous page...

Atom-1	Atom-2	Interatomic distance (Å)	Clash overlap (Å)
4:0:168:GLY:CA	4:X:296:ASN:CA[1_556]	1.79	0.41
4:1:40:HIS:NE2	4:W:166:TYR:CD2[1_556]	1.79	0.41
4:2:11:ASP:OD2	4:Z:305:MET:C[1_556]	1.79	0.41
4:3:63:GLY:CA	4:Y:287:ILE:C[1_556]	1.79	0.41
4:0:72:GLU:O	4:X:157:ASP:CB[1_556]	1.79	0.41
4:0:142:LEU:N	4:X:310:ALA:C[1_556]	1.79	0.41
4:2:195:GLU:OE2	4:Y:109:PRO:CA[1_556]	1.79	0.41
4:0:108:ALA:C	4:X:154:ASP:C[1_556]	1.79	0.41
4:1:76:ILE:CD1	4:Y:18:LYS:CD[1_556]	1.79	0.41
4:1:141:SER:OG	4:Y:310:ALA:N[1_556]	1.79	0.41
4:2:166:TYR:CA	4:Z:294:TYR:C[1_556]	1.79	0.41
4:2:108:ALA:CA	4:Z:155:SER:N[1_556]	1.79	0.41
4:2:252:ASN:CB	4:Y:113:LYS:O[1_556]	1.79	0.41
4:0:72:GLU:CA	4:X:157:ASP:OD1[1_556]	1.79	0.41
4:1:296:ASN:C	4:Y:316:GLU:CA[1_556]	1.79	0.41
4:1:152:VAL:CA	4:Y:313:MET:CG[1_556]	1.79	0.41
4:1:207:GLU:C	4:Y:200:PHE:CZ[1_556]	1.79	0.41
4:1:60:SER:CA	4:Y:243:PRO:CG[1_556]	1.79	0.41
4:3:232:SER:C	4:Z:366:GLY:C[1_556]	1.79	0.41
4:3:195:GLU:OE2	4:Z:109:PRO:O[1_556]	1.79	0.41
4:1:363:ASP:N	4:Y:348:SER:CB[1_556]	1.79	0.41
4:2:148:THR:CB	4:Z:328:LYS:CB[1_556]	1.79	0.41
4:0:214:GLU:N	4:X:253:GLU:OE2[1_556]	1.79	0.41
4:0:261:LEU:O	4:X:265:SER:N[1_556]	1.79	0.41
4:1:183:ARG:CB	4:Y:186:THR:O[1_556]	1.79	0.41
4:2:152:VAL:CB	4:Z:313:MET:SD[1_556]	1.79	0.41
4:2:195:GLU:OE2	4:Y:109:PRO:O[1_556]	1.79	0.41
4:1:67:LEU:CA	4:Y:207:GLU:OE2[1_556]	1.79	0.41
4:1:67:LEU:CG	4:Y:207:GLU:OE1[1_556]	1.79	0.41
4:0:108:ALA:O	4:X:154:ASP:CB[1_556]	1.79	0.41
4:2:214:GLU:N	4:Z:253:GLU:OE2[1_556]	1.79	0.41
4:0:153:LEU:O	4:X:262:PHE:CD2[1_556]	1.79	0.41
4:0:140:LEU:N	4:X:331:ALA:CB[1_556]	1.79	0.41
4:1:74:GLY:N	4:Y:157:ASP:CA[1_556]	1.79	0.41
4:0:289:ILE:CA	4:X:322:PRO:CD[1_556]	1.79	0.41
4:2:302:GLY:O	4:Z:255:PHE:C[1_556]	1.79	0.41
4:1:252:ASN:CB	4:X:113:LYS:O[1_556]	1.79	0.41
4:2:72:GLU:CA	4:Z:157:ASP:OD1[1_556]	1.79	0.41
4:2:16:LEU:CB	4:Z:214:GLU:N[1_556]	1.79	0.41
4:1:205:GLU:C	4:Y:199:SER:CA[1_556]	1.79	0.41
4:1:167:GLU:C	4:Y:295:ALA:O[1_556]	1.79	0.41

Continued on next page...

Continued from previous page...

Atom-1	Atom-2	Interatomic distance (Å)	Clash overlap (Å)
4:1:296:ASN:C	4:Y:316:GLU:C[1_556]	1.79	0.41
4:2:154:ASP:C	4:Z:261:LEU:CD1[1_556]	1.79	0.41
4:2:281:SER:CA	4:Z:276:GLU:O[1_556]	1.79	0.41
4:1:153:LEU:C	4:Y:262:PHE:CD1[1_556]	1.79	0.41
4:1:118:LYS:CE	4:Y:10:CYS:CB[1_556]	1.79	0.41
4:0:142:LEU:N	4:X:310:ALA:O[1_556]	1.79	0.41
4:0:40:HIS:CD2	4:V:166:TYR:CD2[1_556]	1.79	0.41
4:1:182:GLY:C	4:Y:188:TYR:C[1_556]	1.79	0.41
4:0:372:ARG:NH2	4:X:145:SER:CA[1_556]	1.79	0.41
4:2:108:ALA:O	4:Z:154:ASP:CB[1_556]	1.79	0.41
4:1:137:GLN:CA	4:Y:304:THR:OG1[1_556]	1.79	0.41
4:0:285:CYS:C	4:X:283:MET:CG[1_556]	1.79	0.41
4:2:335:ARG:CB	4:Z:220:ALA:N[1_556]	1.79	0.41
4:3:41:GLN:CG	4:Y:167:GLU:OE1[1_556]	1.79	0.41
4:0:148:THR:CA	4:X:327:ILE:O[1_556]	1.79	0.41
4:0:175:ILE:CG1	4:X:162:ASN:CB[1_556]	1.79	0.41
4:0:189:LEU:CB	4:X:195:GLU:CG[1_556]	1.80	0.40
4:2:80:ASP:CB	4:Z:31:PHE:CD2[1_556]	1.80	0.40
4:3:40:HIS:NE2	4:Y:166:TYR:CD2[1_556]	1.80	0.40
4:0:162:ASN:CB	4:X:274:ILE:CA[1_556]	1.80	0.40
4:2:124:PHE:CA	4:Z:24:ASP:N[1_556]	1.80	0.40
4:0:296:ASN:CB	4:X:318:THR:N[1_556]	1.80	0.40
4:3:266:PHE:O	4:Z:172:PRO:O[1_556]	1.80	0.40
4:2:268:GLY:O	4:Y:284:LYS:C[1_556]	1.80	0.40
4:1:134:VAL:CG2	4:Y:338:SER:O[1_556]	1.80	0.40
4:0:121:GLN:CA	4:X:340:TRP:CZ2[1_556]	1.80	0.40
4:2:279:TYR:N	4:Z:276:GLU:OE1[1_556]	1.80	0.40
4:0:183:ARG:CG	4:X:187:ASP:CA[1_556]	1.80	0.40
4:1:300:SER:OG	4:Y:309:ILE:CG1[1_556]	1.80	0.40
4:0:306:TYR:CE1	4:X:256:ARG:CG[1_556]	1.80	0.40
4:0:147:ARG:CA	4:X:314:GLN:CD[1_556]	1.80	0.40
4:2:303:THR:CA	4:Z:258:PRO:N[1_556]	1.80	0.40
4:0:116:ARG:NH2	4:X:141:SER:CA[1_556]	1.80	0.40
4:2:148:THR:CA	4:Z:327:ILE:O[1_556]	1.80	0.40
4:2:306:TYR:CE1	4:Z:256:ARG:CG[1_556]	1.80	0.40
4:2:141:SER:O	4:Z:310:ALA:CA[1_556]	1.80	0.40
4:0:230:ALA:CB	4:W:371:HIS:CG[1_556]	1.80	0.40
4:0:267:ILE:C	4:W:173:HIS:CB[1_556]	1.80	0.40
4:2:123:MET:CB	4:Z:26:ALA:C[1_556]	1.80	0.40
4:1:286:ASP:OD1	4:Y:290:ARG:NE[1_556]	1.80	0.40
4:1:173:HIS:CD2	4:Y:281:SER:C[1_556]	1.80	0.40

Continued on next page...

Continued from previous page...

Atom-1	Atom-2	Interatomic distance (Å)	Clash overlap (Å)
4:0:167:GLU:OE1	4:X:326:LYS:CG[1_556]	1.80	0.40
4:0:268:GLY:O	4:W:284:LYS:C[1_556]	1.80	0.40
4:2:158:GLY:CA	4:Z:182:GLY:C[1_556]	1.80	0.40
4:1:298:VAL:C	4:Y:312:ARG:C[1_556]	1.80	0.40
4:0:264:PRO:C	4:X:268:GLY:CA[1_556]	1.80	0.40
4:0:123:MET:CB	4:X:26:ALA:C[1_556]	1.80	0.40
4:0:336:LYS:CG	4:X:218:TYR:CD2[1_556]	1.80	0.40
4:2:300:SER:O	4:Z:219:VAL:CG2[1_556]	1.80	0.40
4:0:189:LEU:CD1	4:X:195:GLU:CB[1_556]	1.80	0.40
4:0:210:ARG:CG	4:X:193:LEU:CG[1_556]	1.80	0.40
4:1:76:ILE:CG1	4:Y:18:LYS:NZ[1_556]	1.80	0.40
4:2:253:GLU:CD	4:Y:112:PRO:O[1_556]	1.80	0.40
4:0:177:ARG:CZ	4:X:159:VAL:N[1_556]	1.80	0.40
4:1:365:ALA:CA	4:Y:349:LEU:C[1_556]	1.80	0.40
4:0:281:SER:CA	4:X:276:GLU:O[1_556]	1.80	0.40
4:3:232:SER:N	4:Z:369:ILE:CB[1_556]	1.80	0.40
4:0:178:LEU:CA	4:X:180:LEU:CD2[1_556]	1.80	0.40
4:2:311:ASP:N	4:Z:224:GLU:CB[1_556]	1.80	0.40
4:0:281:SER:O	4:X:280:ASN:CA[1_556]	1.80	0.40
4:1:142:LEU:CD1	4:Y:313:MET:C[1_556]	1.80	0.40
4:0:309:ILE:CD1	4:X:259:GLU:OE1[1_556]	1.80	0.40
4:1:336:LYS:CG	4:Y:218:TYR:CE1[1_556]	1.80	0.40
4:3:40:HIS:O	4:Y:167:GLU:OE2[1_556]	1.80	0.40
4:1:106:THR:CA	4:Y:336:LYS:N[1_556]	1.80	0.40
4:2:169:TYR:CZ	4:Z:150:GLY:O[1_556]	1.80	0.40
4:0:144:ALA:O	4:X:311:ASP:OD1[1_556]	1.80	0.40
4:1:167:GLU:CA	4:Y:295:ALA:CB[1_556]	1.80	0.40
4:2:369:ILE:N	4:Z:346:LEU:N[1_556]	1.80	0.40
4:1:231:ALA:N	4:X:368:SER:O[1_556]	1.80	0.40
4:1:186:THR:C	4:Y:191:LYS:CB[1_556]	1.80	0.40
4:1:197:GLY:O	4:X:76:ILE:N[1_556]	1.80	0.40
4:0:141:SER:O	4:X:310:ALA:CA[1_556]	1.80	0.40
4:1:301:GLY:C	4:Y:258:PRO:CB[1_556]	1.80	0.40
4:2:233:SER:CB	4:Y:367:PRO:CG[1_556]	1.80	0.40
4:2:286:ASP:OD1	4:Z:290:ARG:NE[1_556]	1.80	0.40
4:1:106:THR:O	4:Y:336:LYS:N[1_556]	1.80	0.40
4:3:254:ARG:C	4:Z:113:LYS:NZ[1_556]	1.80	0.40
4:1:206:ARG:NH1	4:Y:190:MET:CE[1_556]	1.80	0.40
4:2:40:HIS:CD2	4:X:166:TYR:CD2[1_556]	1.80	0.40
4:2:104:LEU:CD2	4:Z:334:GLU:N[1_556]	1.80	0.40
4:1:214:GLU:O	4:Y:252:ASN:CA[1_556]	1.80	0.40

Continued on next page...

Continued from previous page...

Atom-1	Atom-2	Interatomic distance (Å)	Clash overlap (Å)
4:2:63:GLY:CA	4:X:287:ILE:C[1_556]	1.80	0.40
4:1:177:ARG:CZ	4:Y:159:VAL:N[1_556]	1.80	0.40
4:2:139:VAL:CB	4:Z:330:ILE:O[1_556]	1.80	0.40
4:3:267:ILE:N	4:Z:173:HIS:ND1[1_556]	1.80	0.40
4:1:264:PRO:CG	4:Y:269:MET:N[1_556]	1.80	0.40
4:0:305:MET:CB	4:X:255:PHE:CD2[1_556]	1.80	0.40
4:1:32:PRO:CG	4:Y:211:ASP:OD2[1_556]	1.80	0.40
4:2:108:ALA:C	4:Z:154:ASP:C[1_556]	1.80	0.40
4:2:306:TYR:CG	4:Z:256:ARG:CB[1_556]	1.80	0.40
4:2:83:GLU:CA	4:Z:30:VAL:N[1_556]	1.80	0.40
4:1:232:SER:CA	4:X:366:GLY:O[1_556]	1.80	0.40
4:1:281:SER:O	4:Y:280:ASN:ND2[1_556]	1.80	0.40
4:0:274:ILE:CB	4:X:263:GLN:C[1_556]	1.80	0.40
4:1:67:LEU:CB	4:Y:62:ARG:NH2[1_556]	1.80	0.40
4:2:372:ARG:CD	4:Z:143:TYR:N[1_556]	1.80	0.40
4:2:147:ARG:CA	4:Z:314:GLN:CD[1_556]	1.80	0.40
4:2:173:HIS:CB	4:Z:174:ALA:CA[1_556]	1.81	0.39
4:2:335:ARG:O	4:Z:219:VAL:N[1_556]	1.81	0.39
4:1:261:LEU:CA	4:Y:266:PHE:CB[1_556]	1.81	0.39
4:2:177:ARG:CB	4:Z:178:LEU:CB[1_556]	1.81	0.39
4:2:289:ILE:CA	4:Z:322:PRO:CD[1_556]	1.81	0.39
4:1:261:LEU:O	4:Y:266:PHE:N[1_556]	1.81	0.39
4:3:231:ALA:N	4:Z:368:SER:O[1_556]	1.81	0.39
4:1:62:ARG:CD	4:Y:204:ALA:O[1_556]	1.81	0.39
4:1:169:TYR:N	4:Y:296:ASN:O[1_556]	1.81	0.39
4:0:11:ASP:CA	4:X:305:MET:CE[1_556]	1.81	0.39
4:2:80:ASP:CB	4:Z:31:PHE:CG[1_556]	1.81	0.39
4:1:126:THR:CA	4:Y:28:ARG:CZ[1_556]	1.81	0.39
4:0:166:TYR:CA	4:X:294:TYR:C[1_556]	1.81	0.39
4:0:279:TYR:N	4:X:276:GLU:OE1[1_556]	1.81	0.39
4:0:192:ILE:O	4:W:112:PRO:N[1_556]	1.81	0.39
4:0:83:GLU:CA	4:X:30:VAL:N[1_556]	1.81	0.39
4:1:9:VAL:CG2	4:Y:333:PRO:CB[1_556]	1.81	0.39
4:1:362:TYR:C	4:Y:348:SER:CA[1_556]	1.81	0.39
4:2:372:ARG:NH2	4:Z:145:SER:CA[1_556]	1.81	0.39
4:1:115:ASN:CB	4:Y:11:ASP:CG[1_556]	1.81	0.39
4:2:120:THR:CG2	4:Z:344:SER:N[1_556]	1.81	0.39
4:1:106:THR:CG2	4:Y:335:ARG:CB[1_556]	1.81	0.39
4:1:205:GLU:C	4:Y:199:SER:CB[1_556]	1.81	0.39
4:0:215:LYS:NZ	4:X:249:THR:CG2[1_556]	1.81	0.39
4:2:309:ILE:CD1	4:Z:259:GLU:OE1[1_556]	1.81	0.39

Continued on next page...

Continued from previous page...

Atom-1	Atom-2	Interatomic distance (Å)	Clash overlap (Å)
4:2:166:TYR:CD1	4:Z:294:TYR:CB[1_556]	1.81	0.39
4:0:67:LEU:O	4:X:62:ARG:CZ[1_556]	1.81	0.39
4:2:362:TYR:N	4:Z:348:SER:OG[1_556]	1.81	0.39
4:1:33:SER:O	4:Y:210:ARG:NH1[1_556]	1.81	0.39
4:2:267:ILE:C	4:Y:173:HIS:CB[1_556]	1.81	0.39
4:1:107:GLU:O	4:Y:300:SER:CA[1_556]	1.81	0.39
4:2:195:GLU:CD	4:Y:110:LEU:CA[1_556]	1.81	0.39
4:2:39:ARG:NH1	4:X:286:ASP:OD2[1_556]	1.81	0.39
4:0:185:LEU:CB	4:X:188:TYR:CD1[1_556]	1.81	0.39
4:1:152:VAL:CG2	4:Y:313:MET:CA[1_556]	1.81	0.39
4:0:60:SER:CA	4:X:243:PRO:CG[1_556]	1.81	0.39
4:1:300:SER:C	4:Y:219:VAL:CG1[1_556]	1.81	0.39
4:2:121:GLN:CA	4:Z:340:TRP:CZ2[1_556]	1.81	0.39
4:0:140:LEU:C	4:X:310:ALA:CB[1_556]	1.81	0.39
4:2:63:GLY:O	4:X:289:ILE:CG2[1_556]	1.81	0.39
4:2:206:ARG:N	4:Z:199:SER:O[1_556]	1.81	0.39
4:1:109:PRO:CA	4:Y:153:LEU:C[1_556]	1.81	0.39
4:2:285:CYS:C	4:Z:283:MET:CG[1_556]	1.81	0.39
4:3:40:HIS:CD2	4:Y:166:TYR:CD2[1_556]	1.81	0.39
4:0:369:ILE:N	4:X:346:LEU:N[1_556]	1.81	0.39
4:0:11:ASP:OD2	4:X:305:MET:O[1_556]	1.81	0.39
4:0:175:ILE:CA	4:X:162:ASN:CG[1_556]	1.81	0.39
4:2:153:LEU:C	4:Z:262:PHE:CD1[1_556]	1.81	0.39
4:2:185:LEU:CB	4:Z:188:TYR:CD1[1_556]	1.81	0.39
4:2:136:ILE:C	4:Z:299:MET:O[1_556]	1.81	0.39
4:1:124:PHE:CA	4:Y:24:ASP:N[1_556]	1.81	0.39
4:0:124:PHE:CD1	4:X:24:ASP:C[1_556]	1.81	0.39
4:2:304:THR:CA	4:Z:223:PHE:CZ[1_556]	1.81	0.39
4:0:80:ASP:N	4:X:31:PHE:CD2[1_556]	1.81	0.39
4:0:253:GLU:N	4:W:113:LYS:CA[1_556]	1.81	0.39
4:1:125:GLU:CB	4:Y:21:PHE:CG[1_556]	1.81	0.39
4:2:142:LEU:N	4:Z:310:ALA:C[1_556]	1.81	0.39
4:1:362:TYR:CE2	4:Y:22:ALA:CB[1_556]	1.81	0.39
4:0:233:SER:CB	4:W:367:PRO:CG[1_556]	1.81	0.39
4:0:261:LEU:O	4:X:265:SER:OG[1_556]	1.81	0.39
4:0:362:TYR:N	4:X:348:SER:OG[1_556]	1.81	0.39
4:2:76:ILE:CD1	4:Z:18:LYS:CD[1_556]	1.81	0.39
4:1:335:ARG:C	4:Y:219:VAL:N[1_556]	1.81	0.39
4:0:203:THR:CB	4:X:205:GLU:OE2[1_556]	1.81	0.39
4:2:362:TYR:CD1	4:Z:344:SER:C[1_556]	1.81	0.39
4:1:115:ASN:C	4:Y:11:ASP:CG[1_556]	1.81	0.39

Continued on next page...

Continued from previous page...

Atom-1	Atom-2	Interatomic distance (Å)	Clash overlap (Å)
4:2:298:VAL:CB	4:Z:313:MET:N[1_556]	1.81	0.39
4:2:203:THR:CB	4:Z:205:GLU:OE2[1_556]	1.81	0.39
4:1:195:GLU:OE2	4:X:109:PRO:O[1_556]	1.81	0.39
4:2:143:TYR:CB	4:Z:329:ILE:O[1_556]	1.81	0.39
4:1:66:THR:CG2	4:Y:62:ARG:N[1_556]	1.81	0.39
4:2:266:PHE:O	4:Y:172:PRO:O[1_556]	1.81	0.39
4:0:124:PHE:CA	4:X:24:ASP:N[1_556]	1.81	0.39
4:0:134:VAL:CG1	4:X:338:SER:OG[1_556]	1.81	0.39
4:0:300:SER:O	4:X:219:VAL:CG2[1_556]	1.81	0.39
4:1:305:MET:CB	4:Y:255:PHE:CA[1_556]	1.81	0.39
4:2:178:LEU:CA	4:Z:180:LEU:CD2[1_556]	1.81	0.39
4:3:232:SER:CA	4:Z:366:GLY:O[1_556]	1.81	0.39
4:4:40:HIS:CD2	4:Z:166:TYR:CD2[1_556]	1.81	0.39
4:2:80:ASP:N	4:Z:31:PHE:CD2[1_556]	1.81	0.39
4:1:41:GLN:CG	4:W:167:GLU:OE1[1_556]	1.81	0.39
4:1:63:GLY:CA	4:W:287:ILE:C[1_556]	1.81	0.39
4:2:240:TYR:OH	4:Z:198:TYR:OH[1_556]	1.81	0.39
4:2:178:LEU:CD1	4:Z:269:MET:SD[1_556]	1.81	0.39
4:2:118:LYS:CB	4:Z:10:CYS:C[1_556]	1.81	0.39
4:0:167:GLU:CB	4:X:295:ALA:N[1_556]	1.81	0.39
4:0:143:TYR:CB	4:X:329:ILE:O[1_556]	1.81	0.39
4:0:311:ASP:N	4:X:224:GLU:CB[1_556]	1.81	0.39
4:1:72:GLU:N	4:Y:157:ASP:OD1[1_556]	1.81	0.39
4:0:154:ASP:C	4:X:261:LEU:CD1[1_556]	1.81	0.39
4:1:180:LEU:CD2	4:Y:267:ILE:CA[1_556]	1.81	0.39
4:2:336:LYS:CG	4:Z:218:TYR:CD2[1_556]	1.81	0.39
4:0:177:ARG:CA	4:X:178:LEU:CD2[1_556]	1.81	0.39
4:2:124:PHE:N	4:Z:24:ASP:CB[1_556]	1.81	0.39
4:1:212:ILE:N	4:Y:196:ARG:CB[1_556]	1.81	0.39
4:1:111:ASN:ND2	4:Y:339:VAL:CG2[1_556]	1.81	0.39
4:2:167:GLU:CB	4:Z:295:ALA:N[1_556]	1.81	0.39
4:1:175:ILE:CA	4:Y:277:THR:CG2[1_556]	1.81	0.39
4:2:141:SER:O	4:Z:310:ALA:CB[1_556]	1.81	0.39
4:0:148:THR:CB	4:X:328:LYS:CB[1_556]	1.81	0.39
4:2:153:LEU:O	4:Z:262:PHE:CD2[1_556]	1.81	0.39
4:1:72:GLU:CB	4:Y:183:ARG:NH2[1_556]	1.81	0.39
4:1:124:PHE:CD2	4:Y:24:ASP:O[1_556]	1.81	0.39
4:0:120:THR:CG2	4:X:344:SER:N[1_556]	1.81	0.39
4:0:296:ASN:ND2	4:X:318:THR:C[1_556]	1.81	0.39
4:2:122:ILE:CG2	4:Z:19:ALA:O[1_556]	1.81	0.39
4:1:160:THR:CG2	4:Y:261:LEU:CA[1_556]	1.81	0.39

Continued on next page...

Continued from previous page...

Atom-1	Atom-2	Interatomic distance (Å)	Clash overlap (Å)
4:1:267:ILE:N	4:X:173:HIS:ND1[1_556]	1.81	0.39
4:0:37:ARG:O	4:X:60:SER:O[1_556]	1.81	0.39
4:2:166:TYR:O	4:Z:293:LEU:C[1_556]	1.81	0.39
4:2:261:LEU:O	4:Z:266:PHE:N[1_556]	1.81	0.39
4:0:372:ARG:CD	4:X:143:TYR:N[1_556]	1.81	0.39
4:2:158:GLY:N	4:Z:182:GLY:O[1_556]	1.82	0.38
4:2:170:ALA:N	4:Z:151:ILE:O[1_556]	1.82	0.38
4:1:232:SER:N	4:X:369:ILE:CB[1_556]	1.82	0.38
4:0:64:ILE:N	4:V:289:ILE:CA[1_556]	1.82	0.38
4:0:183:ARG:CD	4:X:187:ASP:OD1[1_556]	1.82	0.38
4:2:167:GLU:OE1	4:Z:326:LYS:CG[1_556]	1.82	0.38
4:2:11:ASP:CA	4:Z:305:MET:CE[1_556]	1.82	0.38
4:2:210:ARG:CG	4:Z:193:LEU:CG[1_556]	1.82	0.38
4:0:14:SER:C	4:X:213:LYS:NZ[1_556]	1.82	0.38
4:2:370:VAL:CG1	4:Z:341:ILE:O[1_556]	1.82	0.38
4:2:124:PHE:CD1	4:Z:24:ASP:C[1_556]	1.82	0.38
4:2:211:ASP:OD1	4:Z:249:THR:C[1_556]	1.82	0.38
4:1:362:TYR:CD1	4:Y:344:SER:C[1_556]	1.82	0.38
4:1:183:ARG:CA	4:Y:186:THR:C[1_556]	1.82	0.38
4:1:40:HIS:CD2	4:W:166:TYR:CD2[1_556]	1.82	0.38
4:2:183:ARG:CG	4:Z:187:ASP:CA[1_556]	1.82	0.38
4:0:157:ASP:C	4:X:185:LEU:CA[1_556]	1.82	0.38
4:0:286:ASP:N	4:X:283:MET:CG[1_556]	1.82	0.38
4:1:162:ASN:CB	4:Y:274:ILE:N[1_556]	1.82	0.38
4:2:144:ALA:O	4:Z:311:ASP:OD1[1_556]	1.82	0.38
4:1:158:GLY:CA	4:Y:182:GLY:C[1_556]	1.82	0.38
4:2:142:LEU:N	4:Z:310:ALA:O[1_556]	1.82	0.38
4:0:303:THR:CA	4:X:258:PRO:N[1_556]	1.82	0.38
4:0:331:ALA:CB	4:X:222:ASP:CA[1_556]	1.82	0.38
4:2:189:LEU:CB	4:Z:195:GLU:CG[1_556]	1.82	0.38
4:1:141:SER:CB	4:Y:310:ALA:CA[1_556]	1.82	0.38
4:0:232:SER:N	4:W:369:ILE:CB[1_556]	1.82	0.38
4:2:117:GLU:C	4:Z:9:VAL:CG1[1_556]	1.82	0.38
4:1:367:PRO:CA	4:Y:343:GLY:C[1_556]	1.82	0.38
4:0:15:GLY:N	4:X:213:LYS:NZ[1_556]	1.82	0.38
4:0:166:TYR:O	4:X:293:LEU:C[1_556]	1.82	0.38
4:2:332:PRO:CD	4:Z:221:LEU:CD2[1_556]	1.82	0.38
4:1:271:SER:C	4:Y:270:GLU:CA[1_556]	1.82	0.38
4:0:104:LEU:CD2	4:X:334:GLU:N[1_556]	1.82	0.38
4:0:272:ALA:C	4:X:270:GLU:CA[1_556]	1.82	0.38
4:2:367:PRO:N	4:Z:347:ALA:CA[1_556]	1.82	0.38

Continued on next page...

Continued from previous page...

Atom-1	Atom-2	Interatomic distance (Å)	Clash overlap (Å)
4:0:266:PHE:O	4:W:172:PRO:O[1_556]	1.82	0.38
4:2:296:ASN:ND2	4:Z:318:THR:C[1_556]	1.82	0.38
4:4:39:ARG:NH1	4:Z:286:ASP:OD2[1_556]	1.82	0.38
4:0:304:THR:CA	4:X:223:PHE:CZ[1_556]	1.82	0.38
4:0:62:ARG:CG	4:X:204:ALA:N[1_556]	1.82	0.38
4:0:173:HIS:CB	4:X:174:ALA:CA[1_556]	1.82	0.38
4:2:183:ARG:CD	4:Z:187:ASP:OD1[1_556]	1.82	0.38
4:2:272:ALA:C	4:Z:270:GLU:CA[1_556]	1.82	0.38
4:0:139:VAL:CB	4:X:330:ILE:O[1_556]	1.82	0.38
4:1:74:GLY:N	4:Y:157:ASP:N[1_556]	1.82	0.38
4:0:169:TYR:CZ	4:X:150:GLY:O[1_556]	1.82	0.38
4:2:305:MET:CB	4:Z:255:PHE:CD2[1_556]	1.82	0.38
4:0:124:PHE:C	4:X:24:ASP:CA[1_556]	1.82	0.38
4:2:62:ARG:CG	4:Z:204:ALA:N[1_556]	1.82	0.38
4:1:79:TRP:CD2	4:Y:17:VAL:CA[1_556]	1.82	0.38
4:0:261:LEU:O	4:X:266:PHE:N[1_556]	1.82	0.38
4:2:106:THR:CA	4:Z:336:LYS:N[1_556]	1.82	0.38
4:0:179:ASP:OD1	4:X:179:ASP:C[1_556]	1.82	0.38
4:1:293:LEU:C	4:Y:320:LEU:CB[1_556]	1.82	0.38
4:0:169:TYR:CD2	4:X:293:LEU:CG[1_556]	1.82	0.38
4:0:169:TYR:C	4:X:151:ILE:CG2[1_556]	1.82	0.38
4:1:162:ASN:CB	4:Y:274:ILE:CA[1_556]	1.82	0.38
4:0:195:GLU:CD	4:W:110:LEU:CA[1_556]	1.82	0.38
4:1:231:ALA:C	4:X:370:VAL:N[1_556]	1.82	0.38
4:2:134:VAL:CG1	4:Z:338:SER:OG[1_556]	1.82	0.38
4:1:109:PRO:O	4:Y:154:ASP:N[1_556]	1.82	0.38
4:2:67:LEU:O	4:Z:62:ARG:CZ[1_556]	1.82	0.38
4:0:197:GLY:O	4:W:76:ILE:N[1_556]	1.82	0.38
4:2:164:PRO:N	4:Z:278:THR:CA[1_556]	1.82	0.38
4:0:292:ASP:O	4:X:319:ALA:N[1_556]	1.82	0.38
4:2:183:ARG:CA	4:Z:186:THR:C[1_556]	1.82	0.38
4:1:309:ILE:CA	4:Y:259:GLU:OE2[1_556]	1.82	0.38
4:2:215:LYS:NZ	4:Z:249:THR:CG2[1_556]	1.82	0.38
4:2:262:PHE:CA	4:Z:265:SER:CB[1_556]	1.82	0.38
4:0:164:PRO:N	4:X:278:THR:CA[1_556]	1.82	0.38
4:2:64:ILE:N	4:X:289:ILE:CA[1_556]	1.82	0.38
4:1:153:LEU:CD1	4:Y:262:PHE:CB[1_556]	1.82	0.38
4:1:142:LEU:N	4:Y:310:ALA:O[1_556]	1.82	0.38
4:0:185:LEU:CD2	4:X:188:TYR:CE1[1_556]	1.82	0.38
4:1:118:LYS:CB	4:Y:11:ASP:CA[1_556]	1.82	0.38
4:1:126:THR:CB	4:Y:28:ARG:CD[1_556]	1.82	0.38

Continued on next page...

Continued from previous page...

Atom-1	Atom-2	Interatomic distance (Å)	Clash overlap (Å)
4:4:40:HIS:O	4:Z:167:GLU:OE2[1_556]	1.82	0.38
4:0:286:ASP:OD1	4:X:290:ARG:NE[1_556]	1.82	0.38
4:2:331:ALA:C	4:Z:221:LEU:CB[1_556]	1.82	0.38
4:0:141:SER:OG	4:X:309:ILE:C[1_556]	1.82	0.38
4:1:149:THR:OG1	4:Y:327:ILE:N[1_556]	1.82	0.38
4:1:67:LEU:O	4:Y:62:ARG:CZ[1_556]	1.82	0.38
4:0:118:LYS:CB	4:X:10:CYS:C[1_556]	1.82	0.38
4:0:166:TYR:CA	4:X:294:TYR:CB[1_556]	1.82	0.38
4:0:254:ARG:C	4:W:113:LYS:NZ[1_556]	1.82	0.38
4:2:162:ASN:CB	4:Z:274:ILE:N[1_556]	1.82	0.38
4:0:158:GLY:CA	4:X:182:GLY:C[1_556]	1.82	0.38
4:1:108:ALA:CA	4:Y:300:SER:O[1_556]	1.82	0.38
4:0:166:TYR:CD1	4:X:294:TYR:CB[1_556]	1.82	0.38
4:2:153:LEU:CG	4:Z:262:PHE:N[1_556]	1.82	0.38
4:0:213:LYS:CE	4:X:192:ILE:CG1[1_556]	1.82	0.38
4:1:339:VAL:CG2	4:Y:304:THR:O[1_556]	1.82	0.38
4:2:167:GLU:C	4:Z:296:ASN:N[1_556]	1.82	0.38
4:1:210:ARG:CG	4:Y:193:LEU:CG[1_556]	1.82	0.38
4:1:113:LYS:O	4:Y:140:LEU:CD1[1_556]	1.82	0.38
4:0:240:TYR:OH	4:X:198:TYR:OH[1_556]	1.82	0.38
4:0:63:GLY:O	4:V:289:ILE:CG2[1_556]	1.82	0.38
4:2:192:ILE:O	4:Y:112:PRO:N[1_556]	1.82	0.38
4:4:64:ILE:N	4:Z:289:ILE:CA[1_556]	1.82	0.38
4:1:254:ARG:C	4:X:113:LYS:NZ[1_556]	1.82	0.38
4:4:63:GLY:CA	4:Z:287:ILE:C[1_556]	1.82	0.38
4:2:162:ASN:ND2	4:Z:273:GLY:O[1_556]	1.82	0.38
4:0:370:VAL:CG1	4:X:341:ILE:O[1_556]	1.82	0.38
4:2:37:ARG:O	4:Z:60:SER:O[1_556]	1.82	0.38
4:2:177:ARG:NH1	4:Z:159:VAL:O[1_556]	1.82	0.38
4:2:67:LEU:CB	4:Z:207:GLU:CD[1_556]	1.82	0.38
4:2:172:PRO:O	4:Z:162:ASN:O[1_556]	1.82	0.38
4:0:162:ASN:CB	4:X:274:ILE:N[1_556]	1.82	0.38
4:1:14:SER:C	4:Y:213:LYS:NZ[1_556]	1.82	0.38
4:0:122:ILE:CG2	4:X:19:ALA:O[1_556]	1.82	0.38
4:0:306:TYR:CG	4:X:256:ARG:CB[1_556]	1.82	0.38
4:2:261:LEU:O	4:Z:265:SER:OG[1_556]	1.82	0.38
4:2:253:GLU:N	4:Y:113:LYS:CA[1_556]	1.83	0.37
4:0:214:GLU:O	4:X:252:ASN:CB[1_556]	1.83	0.37
4:2:300:SER:OG	4:Z:309:ILE:CG1[1_556]	1.83	0.37
4:1:79:TRP:CZ3	4:Y:18:LYS:N[1_556]	1.83	0.37
4:1:368:SER:OG	4:Y:346:LEU:CD2[1_556]	1.83	0.37

Continued on next page...

Continued from previous page...

Atom-1	Atom-2	Interatomic distance (Å)	Clash overlap (Å)
4:1:186:THR:CB	4:Y:191:LYS:N[1_556]	1.83	0.37
4:1:68:LYS:CD	4:Y:59:GLN:CA[1_556]	1.83	0.37
4:1:83:GLU:CB	4:Y:29:ALA:C[1_556]	1.83	0.37
4:2:124:PHE:C	4:Z:24:ASP:CA[1_556]	1.83	0.37
4:3:196:ARG:NH1	4:Z:115:ASN:C[1_556]	1.83	0.37
4:2:165:ILE:CG1	4:Z:297:ASN:CB[1_556]	1.83	0.37
4:1:148:THR:CB	4:Y:327:ILE:C[1_556]	1.83	0.37
4:2:11:ASP:OD2	4:Z:305:MET:O[1_556]	1.83	0.37
4:0:168:GLY:C	4:X:296:ASN:N[1_556]	1.83	0.37
4:1:189:LEU:CD2	4:Y:195:GLU:CB[1_556]	1.83	0.37
4:1:136:ILE:C	4:Y:299:MET:O[1_556]	1.83	0.37
4:2:185:LEU:CD2	4:Z:188:TYR:CE1[1_556]	1.83	0.37
4:1:211:ASP:O	4:Y:196:ARG:CZ[1_556]	1.83	0.37
4:0:167:GLU:CD	4:X:326:LYS:CB[1_556]	1.83	0.37
4:0:123:MET:N	4:X:26:ALA:C[1_556]	1.83	0.37
4:1:139:VAL:N	4:Y:299:MET:CE[1_556]	1.83	0.37
4:2:124:PHE:CD2	4:Z:344:SER:OG[1_556]	1.83	0.37
4:1:148:THR:CA	4:Y:327:ILE:O[1_556]	1.83	0.37
4:0:298:VAL:CB	4:X:313:MET:N[1_556]	1.83	0.37
4:1:178:LEU:CD1	4:Y:269:MET:CB[1_556]	1.83	0.37
4:1:117:GLU:C	4:Y:9:VAL:CG1[1_556]	1.83	0.37
4:2:264:PRO:CG	4:Z:269:MET:N[1_556]	1.83	0.37
4:0:178:LEU:CD1	4:X:269:MET:SD[1_556]	1.83	0.37
4:0:170:ALA:N	4:X:151:ILE:O[1_556]	1.83	0.37
4:0:153:LEU:CG	4:X:262:PHE:N[1_556]	1.83	0.37
4:0:106:THR:CA	4:X:336:LYS:N[1_556]	1.83	0.37
4:0:208:ILE:CG1	4:X:198:TYR:CZ[1_556]	1.83	0.37
4:2:298:VAL:C	4:Z:312:ARG:O[1_556]	1.83	0.37
4:2:292:ASP:O	4:Z:319:ALA:N[1_556]	1.83	0.37
4:0:206:ARG:N	4:X:199:SER:O[1_556]	1.83	0.37
4:2:60:SER:CA	4:Z:243:PRO:CG[1_556]	1.83	0.37
4:0:332:PRO:CD	4:X:221:LEU:CD2[1_556]	1.83	0.37
4:2:303:THR:CA	4:Z:257:CYS:CA[1_556]	1.83	0.37
4:0:162:ASN:CA	4:X:274:ILE:N[1_556]	1.83	0.37
4:0:60:SER:CB	4:X:243:PRO:CA[1_556]	1.83	0.37
4:0:63:GLY:N	4:V:287:ILE:O[1_556]	1.83	0.37
4:3:231:ALA:C	4:Z:370:VAL:N[1_556]	1.83	0.37
4:1:68:LYS:N	4:Y:59:GLN:CG[1_556]	1.83	0.37
4:2:169:TYR:C	4:Z:151:ILE:CG2[1_556]	1.83	0.37
4:0:76:ILE:CD1	4:X:18:LYS:CD[1_556]	1.83	0.37
4:2:15:GLY:N	4:Z:213:LYS:NZ[1_556]	1.83	0.37

Continued on next page...

Continued from previous page...

Atom-1	Atom-2	Interatomic distance (Å)	Clash overlap (Å)
4:0:124:PHE:CD2	4:X:344:SER:OG[1_556]	1.83	0.37
4:1:331:ALA:C	4:Y:221:LEU:CB[1_556]	1.83	0.37
4:0:59:GLN:OE1	4:X:208:ILE:CG2[1_556]	1.83	0.37
4:1:175:ILE:CA	4:Y:162:ASN:CG[1_556]	1.83	0.37
4:0:67:LEU:CB	4:X:207:GLU:CD[1_556]	1.83	0.37
4:0:177:ARG:NH1	4:X:159:VAL:O[1_556]	1.83	0.37
4:2:179:ASP:OD1	4:Z:179:ASP:C[1_556]	1.83	0.37
4:0:120:THR:CB	4:X:340:TRP:C[1_556]	1.83	0.37
4:2:232:SER:N	4:Y:369:ILE:CB[1_556]	1.83	0.37
4:0:281:SER:O	4:X:280:ASN:ND2[1_556]	1.83	0.37
4:2:177:ARG:CA	4:Z:178:LEU:CD2[1_556]	1.83	0.37
4:2:166:TYR:CA	4:Z:294:TYR:CB[1_556]	1.83	0.37
4:2:208:ILE:CG1	4:Z:198:TYR:CZ[1_556]	1.83	0.37
4:0:339:VAL:CG2	4:X:309:ILE:CG2[1_556]	1.83	0.37
4:0:68:LYS:CD	4:X:59:GLN:CA[1_556]	1.83	0.37
4:0:136:ILE:C	4:X:299:MET:O[1_556]	1.83	0.37
4:1:118:LYS:NZ	4:Y:19:ALA:CB[1_556]	1.83	0.37
4:1:121:GLN:O	4:Y:21:PHE:N[1_556]	1.83	0.37
4:1:185:LEU:O	4:Y:191:LYS:CD[1_556]	1.83	0.37
4:2:162:ASN:CA	4:Z:274:ILE:O[1_556]	1.83	0.37
4:0:367:PRO:N	4:X:347:ALA:CA[1_556]	1.83	0.37
4:1:120:THR:CB	4:Y:340:TRP:C[1_556]	1.83	0.37
4:1:288:ASP:O	4:Y:322:PRO:CB[1_556]	1.83	0.37
4:1:217:CYS:CB	4:Y:256:ARG:NH2[1_556]	1.83	0.37
4:2:169:TYR:CD2	4:Z:293:LEU:CG[1_556]	1.83	0.37
4:2:168:GLY:C	4:Z:296:ASN:N[1_556]	1.83	0.37
4:2:140:LEU:C	4:Z:310:ALA:CB[1_556]	1.83	0.37
4:2:157:ASP:C	4:Z:185:LEU:CA[1_556]	1.83	0.37
4:0:267:ILE:N	4:W:173:HIS:ND1[1_556]	1.83	0.37
4:0:124:PHE:N	4:X:24:ASP:CB[1_556]	1.83	0.37
4:1:123:MET:N	4:Y:26:ALA:O[1_556]	1.83	0.37
4:1:135:ALA:N	4:Y:338:SER:OG[1_556]	1.83	0.37
4:1:141:SER:OG	4:Y:309:ILE:C[1_556]	1.83	0.37
4:0:211:ASP:OD1	4:X:249:THR:C[1_556]	1.83	0.37
4:0:40:HIS:CD2	4:V:166:TYR:CG[1_556]	1.83	0.37
4:0:122:ILE:N	4:X:340:TRP:CE2[1_556]	1.83	0.37
4:2:206:ARG:CA	4:Z:199:SER:O[1_556]	1.83	0.37
4:0:158:GLY:N	4:X:182:GLY:O[1_556]	1.83	0.37
4:1:131:ALA:O	4:Y:25:ASP:OD1[1_556]	1.83	0.37
4:0:298:VAL:C	4:X:312:ARG:O[1_556]	1.83	0.37
4:2:211:ASP:CG	4:Z:249:THR:CA[1_556]	1.83	0.37

Continued on next page...

Continued from previous page...

Atom-1	Atom-2	Interatomic distance (Å)	Clash overlap (Å)
4:1:367:PRO:N	4:Y:347:ALA:CA[1_556]	1.83	0.37
4:1:157:ASP:O	4:Y:185:LEU:O[1_556]	1.83	0.37
4:1:151:ILE:CG1	4:Y:275:HIS:CA[1_556]	1.83	0.37
4:0:141:SER:O	4:X:310:ALA:CB[1_556]	1.83	0.37
4:2:108:ALA:N	4:Z:301:GLY:N[1_556]	1.83	0.37
4:2:152:VAL:O	4:Z:274:ILE:CG2[1_556]	1.83	0.37
4:1:79:TRP:CZ2	4:Y:11:ASP:C[1_556]	1.83	0.37
4:0:162:ASN:ND2	4:X:273:GLY:O[1_556]	1.83	0.37
4:2:149:THR:CB	4:Z:327:ILE:CA[1_556]	1.83	0.37
4:1:261:LEU:O	4:Y:265:SER:OG[1_556]	1.84	0.36
4:1:113:LYS:CD	4:Y:136:ILE:CA[1_556]	1.84	0.36
4:0:167:GLU:C	4:X:296:ASN:N[1_556]	1.84	0.36
4:1:212:ILE:O	4:Y:196:ARG:CG[1_556]	1.84	0.36
4:2:293:LEU:N	4:Z:317:ILE:O[1_556]	1.84	0.36
4:2:217:CYS:SG	4:Z:256:ARG:NH2[1_556]	1.84	0.36
4:1:122:ILE:N	4:Y:340:TRP:CE2[1_556]	1.84	0.36
4:2:137:GLN:CA	4:Z:304:THR:OG1[1_556]	1.84	0.36
4:1:189:LEU:CB	4:Y:195:GLU:CG[1_556]	1.84	0.36
4:0:83:GLU:N	4:X:30:VAL:O[1_556]	1.84	0.36
4:1:80:ASP:CB	4:Y:31:PHE:CG[1_556]	1.84	0.36
4:0:303:THR:CA	4:X:257:CYS:CA[1_556]	1.84	0.36
4:0:124:PHE:CG	4:X:24:ASP:C[1_556]	1.84	0.36
4:2:68:LYS:CD	4:Z:59:GLN:CA[1_556]	1.84	0.36
4:2:14:SER:C	4:Z:213:LYS:NZ[1_556]	1.84	0.36
4:1:309:ILE:CG1	4:Y:259:GLU:CG[1_556]	1.84	0.36
4:1:183:ARG:NH2	4:Y:186:THR:OG1[1_556]	1.84	0.36
4:1:292:ASP:N	4:Y:321:ALA:CA[1_556]	1.84	0.36
4:4:40:HIS:CD2	4:Z:166:TYR:O[1_556]	1.84	0.36
4:3:229:THR:O	4:Z:369:ILE:N[1_556]	1.84	0.36
4:1:155:SER:CB	4:Y:261:LEU:N[1_556]	1.84	0.36
4:2:331:ALA:CB	4:Z:222:ASP:CA[1_556]	1.84	0.36
4:0:262:PHE:CA	4:X:265:SER:CB[1_556]	1.84	0.36
4:2:83:GLU:N	4:Z:30:VAL:O[1_556]	1.84	0.36
4:1:264:PRO:C	4:Y:268:GLY:CA[1_556]	1.84	0.36
4:1:294:TYR:N	4:Y:320:LEU:CB[1_556]	1.84	0.36
4:2:40:HIS:O	4:X:167:GLU:OE2[1_556]	1.84	0.36
4:1:169:TYR:OH	4:Y:164:PRO:CA[1_556]	1.84	0.36
4:1:217:CYS:SG	4:Y:256:ARG:NH2[1_556]	1.84	0.36
4:1:177:ARG:O	4:Y:178:LEU:CG[1_556]	1.84	0.36
4:2:123:MET:N	4:Z:26:ALA:C[1_556]	1.84	0.36
4:2:213:LYS:CE	4:Z:192:ILE:CG1[1_556]	1.84	0.36

Continued on next page...

Continued from previous page...

Atom-1	Atom-2	Interatomic distance (Å)	Clash overlap (Å)
4:0:162:ASN:CA	4:X:274:ILE:O[1_556]	1.84	0.36
4:2:186:THR:CB	4:Z:189:LEU:C[1_556]	1.84	0.36
4:1:67:LEU:CD2	4:Y:207:GLU:CD[1_556]	1.84	0.36
4:1:167:GLU:C	4:Y:295:ALA:N[1_556]	1.84	0.36
4:1:289:ILE:CD1	4:Y:294:TYR:CZ[1_556]	1.84	0.36
4:0:175:ILE:CA	4:X:277:THR:CG2[1_556]	1.84	0.36
4:1:194:THR:OG1	4:X:177:ARG:CZ[1_556]	1.84	0.36
4:0:331:ALA:C	4:X:221:LEU:CB[1_556]	1.84	0.36
4:1:213:LYS:CB	4:Y:192:ILE:C[1_556]	1.84	0.36
4:1:126:THR:OG1	4:Y:28:ARG:CG[1_556]	1.84	0.36
4:4:64:ILE:CD1	4:Z:292:ASP:OD1[1_556]	1.84	0.36
4:2:286:ASP:N	4:Z:283:MET:CG[1_556]	1.84	0.36
4:0:117:GLU:C	4:X:9:VAL:CG1[1_556]	1.84	0.36
4:1:286:ASP:CG	4:Y:290:ARG:CZ[1_556]	1.84	0.36
4:2:167:GLU:CD	4:Z:326:LYS:CB[1_556]	1.84	0.36
4:1:113:LYS:CG	4:Y:136:ILE:O[1_556]	1.84	0.36
4:1:140:LEU:N	4:Y:331:ALA:CB[1_556]	1.84	0.36
4:2:59:GLN:OE1	4:Z:208:ILE:CG2[1_556]	1.84	0.36
4:1:185:LEU:O	4:Y:191:LYS:CG[1_556]	1.84	0.36
4:2:104:LEU:C	4:Z:334:GLU:CG[1_556]	1.84	0.36
4:1:370:VAL:CG1	4:Y:343:GLY:N[1_556]	1.84	0.36
4:2:134:VAL:CB	4:Z:338:SER:C[1_556]	1.84	0.36
4:1:206:ARG:N	4:Y:199:SER:O[1_556]	1.84	0.36
4:1:179:ASP:CG	4:Y:179:ASP:O[1_556]	1.84	0.36
4:1:272:ALA:CA	4:Y:270:GLU:CB[1_556]	1.84	0.36
4:2:124:PHE:CG	4:Z:24:ASP:C[1_556]	1.84	0.36
4:2:366:GLY:O	4:Z:347:ALA:CA[1_556]	1.84	0.36
4:1:142:LEU:N	4:Y:310:ALA:C[1_556]	1.84	0.36
4:1:41:GLN:N	4:W:167:GLU:OE1[1_556]	1.84	0.36
4:0:108:ALA:N	4:X:301:GLY:N[1_556]	1.84	0.36
4:0:370:VAL:N	4:X:342:GLY:O[1_556]	1.84	0.36
4:1:116:ARG:NE	4:Y:141:SER:OG[1_556]	1.84	0.36
4:0:252:ASN:ND2	4:W:117:GLU:CD[1_556]	1.84	0.36
4:3:39:ARG:C	4:Y:166:TYR:OH[1_556]	1.84	0.36
4:2:133:TYR:CZ	4:Z:145:SER:CA[1_556]	1.84	0.36
4:2:207:GLU:C	4:Z:200:PHE:CZ[1_556]	1.84	0.36
4:0:41:GLN:CG	4:V:167:GLU:OE1[1_556]	1.84	0.36
4:0:137:GLN:CA	4:X:304:THR:OG1[1_556]	1.84	0.36
4:2:141:SER:OG	4:Z:309:ILE:C[1_556]	1.84	0.36
4:1:121:GLN:NE2	4:Y:20:GLY:C[1_556]	1.84	0.36
4:0:178:LEU:C	4:X:180:LEU:CD2[1_556]	1.84	0.36

Continued on next page...

Continued from previous page...

Atom-1	Atom-2	Interatomic distance (Å)	Clash overlap (Å)
4:2:306:TYR:CD2	4:Z:256:ARG:CB[1_556]	1.84	0.36
4:0:165:ILE:CG1	4:X:297:ASN:CB[1_556]	1.84	0.36
4:2:214:GLU:O	4:Z:252:ASN:CB[1_556]	1.84	0.36
4:1:196:ARG:NH1	4:X:115:ASN:C[1_556]	1.84	0.36
4:2:161:HIS:CD2	4:Z:160:THR:CB[1_556]	1.84	0.36
4:1:151:ILE:N	4:Y:317:ILE:CB[1_556]	1.84	0.36
4:2:126:THR:OG1	4:Z:28:ARG:CG[1_556]	1.84	0.36
4:2:197:GLY:O	4:Y:76:ILE:N[1_556]	1.84	0.36
4:0:183:ARG:CA	4:X:186:THR:C[1_556]	1.84	0.36
4:2:162:ASN:CA	4:Z:274:ILE:N[1_556]	1.84	0.36
4:0:211:ASP:CG	4:X:249:THR:CA[1_556]	1.84	0.36
4:0:113:LYS:CD	4:X:136:ILE:CA[1_556]	1.84	0.36
4:1:286:ASP:N	4:Y:283:MET:CG[1_556]	1.84	0.36
4:0:189:LEU:CD2	4:X:195:GLU:C[1_556]	1.84	0.36
4:1:171:LEU:CD1	4:Y:282:ILE:CB[1_556]	1.84	0.36
4:1:303:THR:O	4:Y:256:ARG:O[1_556]	1.84	0.36
4:0:178:LEU:CD1	4:X:269:MET:CB[1_556]	1.84	0.36
4:1:172:PRO:O	4:Y:162:ASN:O[1_556]	1.84	0.36
4:2:366:GLY:C	4:Z:347:ALA:C[1_556]	1.84	0.36
4:1:116:ARG:CA	4:Y:339:VAL:CA[1_556]	1.84	0.36
4:1:229:THR:O	4:X:369:ILE:N[1_556]	1.84	0.36
4:2:295:ALA:C	4:Z:319:ALA:CA[1_556]	1.84	0.36
4:2:339:VAL:CG2	4:Z:309:ILE:CG2[1_556]	1.84	0.36
4:2:254:ARG:C	4:Y:113:LYS:NZ[1_556]	1.84	0.36
4:2:370:VAL:N	4:Z:342:GLY:O[1_556]	1.84	0.36
4:0:32:PRO:CA	4:X:211:ASP:CB[1_556]	1.84	0.36
4:0:295:ALA:C	4:X:319:ALA:CA[1_556]	1.84	0.36
4:1:162:ASN:CA	4:Y:274:ILE:O[1_556]	1.85	0.35
4:1:190:MET:CB	4:Y:194:THR:OG1[1_556]	1.85	0.35
4:1:371:HIS:ND1	4:Y:140:LEU:CA[1_556]	1.85	0.35
4:2:121:GLN:O	4:Z:21:PHE:N[1_556]	1.85	0.35
4:2:118:LYS:CE	4:Z:10:CYS:CB[1_556]	1.85	0.35
4:0:300:SER:OG	4:X:309:ILE:CG1[1_556]	1.85	0.35
4:0:33:SER:CB	4:X:214:GLU:OE2[1_556]	1.85	0.35
4:2:131:ALA:O	4:Z:25:ASP:OD1[1_556]	1.85	0.35
4:0:152:VAL:O	4:X:274:ILE:CG2[1_556]	1.85	0.35
4:2:267:ILE:N	4:Y:173:HIS:ND1[1_556]	1.85	0.35
4:1:211:ASP:OD2	4:Y:249:THR:O[1_556]	1.85	0.35
4:2:125:GLU:CB	4:Z:21:PHE:CG[1_556]	1.85	0.35
4:0:372:ARG:NH1	4:X:145:SER:CB[1_556]	1.85	0.35
4:2:252:ASN:ND2	4:Y:117:GLU:CD[1_556]	1.85	0.35

Continued on next page...

Continued from previous page...

Atom-1	Atom-2	Interatomic distance (Å)	Clash overlap (Å)
4:2:191:LYS:NZ	4:Y:110:LEU:CG[1_556]	1.85	0.35
4:1:211:ASP:OD1	4:Y:249:THR:C[1_556]	1.85	0.35
4:2:309:ILE:CA	4:Z:259:GLU:OE2[1_556]	1.85	0.35
4:1:133:TYR:CE1	4:Y:145:SER:CA[1_556]	1.85	0.35
4:0:172:PRO:O	4:X:162:ASN:O[1_556]	1.85	0.35
4:3:63:GLY:N	4:Y:287:ILE:O[1_556]	1.85	0.35
4:1:140:LEU:C	4:Y:310:ALA:CB[1_556]	1.85	0.35
4:2:185:LEU:O	4:Z:192:ILE:N[1_556]	1.85	0.35
4:1:237:GLU:CD	4:X:114:ALA:O[1_556]	1.85	0.35
4:3:40:HIS:ND1	4:Y:166:TYR:CB[1_556]	1.85	0.35
4:0:134:VAL:CB	4:X:338:SER:C[1_556]	1.85	0.35
4:0:293:LEU:N	4:X:317:ILE:O[1_556]	1.85	0.35
4:2:151:ILE:N	4:Z:317:ILE:CB[1_556]	1.85	0.35
4:1:177:ARG:CB	4:Y:178:LEU:C[1_556]	1.85	0.35
4:0:149:THR:CG2	4:X:327:ILE:CG1[1_556]	1.85	0.35
4:2:162:ASN:N	4:Z:274:ILE:CG1[1_556]	1.85	0.35
4:0:264:PRO:CG	4:X:269:MET:N[1_556]	1.85	0.35
4:2:64:ILE:CD1	4:X:292:ASP:OD1[1_556]	1.85	0.35
4:0:115:ASN:C	4:X:11:ASP:CG[1_556]	1.85	0.35
4:0:207:GLU:C	4:X:200:PHE:CZ[1_556]	1.85	0.35
4:1:167:GLU:OE2	4:Y:326:LYS:O[1_556]	1.85	0.35
4:0:59:GLN:NE2	4:X:208:ILE:CA[1_556]	1.85	0.35
4:0:40:HIS:O	4:V:167:GLU:OE2[1_556]	1.85	0.35
4:1:82:MET:N	4:Y:31:PHE:CA[1_556]	1.85	0.35
4:0:116:ARG:NE	4:X:141:SER:OG[1_556]	1.85	0.35
4:3:266:PHE:C	4:Z:172:PRO:C[1_556]	1.85	0.35
4:1:266:PHE:C	4:X:172:PRO:C[1_556]	1.85	0.35
4:1:120:THR:OG1	4:Y:341:ILE:CA[1_556]	1.85	0.35
4:0:133:TYR:CZ	4:X:145:SER:CA[1_556]	1.85	0.35
4:1:40:HIS:ND1	4:W:166:TYR:CB[1_556]	1.85	0.35
4:1:172:PRO:CD	4:Y:164:PRO:CA[1_556]	1.85	0.35
4:0:206:ARG:CA	4:X:199:SER:O[1_556]	1.85	0.35
4:2:33:SER:CB	4:Z:214:GLU:OE2[1_556]	1.85	0.35
4:2:122:ILE:N	4:Z:340:TRP:CE2[1_556]	1.85	0.35
4:2:40:HIS:CD2	4:X:166:TYR:O[1_556]	1.85	0.35
4:2:106:THR:CA	4:Z:335:ARG:O[1_556]	1.85	0.35
4:0:118:LYS:CE	4:X:10:CYS:CB[1_556]	1.85	0.35
4:1:56:ASP:OD2	4:Y:240:TYR:OH[1_556]	1.85	0.35
4:0:182:GLY:C	4:X:188:TYR:C[1_556]	1.85	0.35
4:1:107:GLU:N	4:Y:301:GLY:N[1_556]	1.85	0.35
4:2:372:ARG:NH1	4:Z:145:SER:CB[1_556]	1.85	0.35

Continued on next page...

Continued from previous page...

Atom-1	Atom-2	Interatomic distance (Å)	Clash overlap (Å)
4:1:120:THR:C	4:Y:340:TRP:CZ3[1_556]	1.85	0.35
4:1:133:TYR:CE1	4:Y:144:ALA:O[1_556]	1.85	0.35
4:2:369:ILE:CA	4:Z:346:LEU:N[1_556]	1.85	0.35
4:2:149:THR:CG2	4:Z:327:ILE:CG1[1_556]	1.85	0.35
4:2:40:HIS:CD2	4:X:166:TYR:CG[1_556]	1.85	0.35
4:1:124:PHE:N	4:Y:24:ASP:CB[1_556]	1.85	0.35
4:0:67:LEU:CD2	4:X:207:GLU:CD[1_556]	1.85	0.35
4:2:63:GLY:N	4:X:287:ILE:O[1_556]	1.85	0.35
4:1:166:TYR:CD1	4:Y:294:TYR:CB[1_556]	1.85	0.35
4:1:111:ASN:O	4:Y:137:GLN:CB[1_556]	1.85	0.35
4:1:369:ILE:CA	4:Y:346:LEU:N[1_556]	1.85	0.35
4:2:281:SER:O	4:Z:280:ASN:ND2[1_556]	1.85	0.35
4:0:186:THR:CB	4:X:189:LEU:C[1_556]	1.85	0.35
4:0:149:THR:CB	4:X:327:ILE:CA[1_556]	1.85	0.35
4:2:60:SER:CB	4:Z:243:PRO:CA[1_556]	1.85	0.35
4:1:79:TRP:CA	4:Y:17:VAL:CB[1_556]	1.85	0.35
4:1:189:LEU:CD2	4:Y:195:GLU:C[1_556]	1.85	0.35
4:0:173:HIS:N	4:X:174:ALA:O[1_556]	1.85	0.35
4:2:113:LYS:CD	4:Z:136:ILE:CA[1_556]	1.85	0.35
4:2:169:TYR:N	4:Z:296:ASN:O[1_556]	1.85	0.35
4:0:161:HIS:C	4:X:274:ILE:CA[1_556]	1.85	0.35
4:0:230:ALA:CA	4:W:368:SER:CA[1_556]	1.85	0.35
4:2:115:ASN:C	4:Z:11:ASP:CG[1_556]	1.85	0.35
4:0:151:ILE:N	4:X:317:ILE:CB[1_556]	1.85	0.35
4:3:233:SER:CA	4:Z:367:PRO:CD[1_556]	1.85	0.35
4:0:161:HIS:CD2	4:X:160:THR:CB[1_556]	1.85	0.35
4:0:365:ALA:CA	4:X:349:LEU:CB[1_556]	1.85	0.35
4:0:142:LEU:CD1	4:X:313:MET:C[1_556]	1.85	0.35
4:2:67:LEU:CD2	4:Z:207:GLU:CD[1_556]	1.85	0.35
4:2:172:PRO:CD	4:Z:164:PRO:CA[1_556]	1.85	0.35
4:1:208:ILE:CG1	4:Y:198:TYR:CZ[1_556]	1.85	0.35
4:2:120:THR:CB	4:Z:340:TRP:C[1_556]	1.85	0.35
4:1:104:LEU:C	4:Y:334:GLU:CG[1_556]	1.85	0.35
4:1:366:GLY:CA	4:Y:347:ALA:CB[1_556]	1.85	0.35
4:2:189:LEU:CD2	4:Z:195:GLU:C[1_556]	1.85	0.35
4:2:169:TYR:CE2	4:Z:293:LEU:CD1[1_556]	1.85	0.35
4:0:218:TYR:OH	4:X:231:ALA:CA[1_556]	1.85	0.35
4:2:126:THR:CG2	4:Z:28:ARG:CG[1_556]	1.85	0.35
4:2:296:ASN:C	4:Z:316:GLU:CA[1_556]	1.85	0.35
4:0:371:HIS:O	4:X:139:VAL:C[1_556]	1.85	0.35
4:2:368:SER:O	4:Z:346:LEU:CB[1_556]	1.85	0.35

Continued on next page...

Continued from previous page...

Atom-1	Atom-2	Interatomic distance (Å)	Clash overlap (Å)
4:0:306:TYR:CD2	4:X:256:ARG:CB[1_556]	1.85	0.35
4:0:197:GLY:CA	4:W:76:ILE:N[1_556]	1.85	0.35
4:2:212:ILE:O	4:Z:196:ARG:CG[1_556]	1.85	0.35
4:1:285:CYS:C	4:Y:283:MET:CG[1_556]	1.85	0.35
4:1:183:ARG:CA	4:Y:188:TYR:N[1_556]	1.85	0.35
4:0:363:ASP:N	4:X:348:SER:CB[1_556]	1.85	0.35
4:1:170:ALA:CA	4:Y:151:ILE:CG2[1_556]	1.85	0.35
4:0:126:THR:CG2	4:X:28:ARG:CG[1_556]	1.85	0.35
4:1:39:ARG:C	4:W:166:TYR:OH[1_556]	1.86	0.34
4:0:371:HIS:CE1	4:X:136:ILE:O[1_556]	1.86	0.34
4:0:217:CYS:SG	4:X:256:ARG:NH2[1_556]	1.86	0.34
4:1:300:SER:OG	4:Y:309:ILE:CA[1_556]	1.86	0.34
4:1:166:TYR:CA	4:Y:294:TYR:CB[1_556]	1.86	0.34
4:2:218:TYR:OH	4:Z:231:ALA:CA[1_556]	1.86	0.34
4:2:121:GLN:N	4:Z:340:TRP:CZ2[1_556]	1.86	0.34
4:0:196:ARG:CZ	4:W:114:ALA:C[1_556]	1.86	0.34
4:1:233:SER:CA	4:X:367:PRO:CD[1_556]	1.86	0.34
4:1:72:GLU:O	4:Y:157:ASP:CB[1_556]	1.86	0.34
4:2:296:ASN:ND2	4:Z:318:THR:OG1[1_556]	1.86	0.34
4:0:366:GLY:O	4:X:347:ALA:CA[1_556]	1.86	0.34
4:1:59:GLN:OE1	4:Y:208:ILE:N[1_556]	1.86	0.34
4:2:289:ILE:N	4:Z:283:MET:CE[1_556]	1.86	0.34
4:2:309:ILE:CG1	4:Z:259:GLU:CG[1_556]	1.86	0.34
4:1:121:GLN:CA	4:Y:340:TRP:CZ2[1_556]	1.86	0.34
4:0:104:LEU:C	4:X:334:GLU:CG[1_556]	1.86	0.34
4:3:194:THR:OG1	4:Z:177:ARG:CZ[1_556]	1.86	0.34
4:0:172:PRO:CG	4:X:164:PRO:CB[1_556]	1.86	0.34
4:1:152:VAL:CB	4:Y:313:MET:CB[1_556]	1.86	0.34
4:0:215:LYS:CD	4:X:196:ARG:NH2[1_556]	1.86	0.34
4:2:119:MET:C	4:Z:340:TRP:CE3[1_556]	1.86	0.34
4:3:267:ILE:CB	4:Z:173:HIS:CA[1_556]	1.86	0.34
4:1:122:ILE:O	4:Y:28:ARG:N[1_556]	1.86	0.34
4:0:289:ILE:N	4:X:283:MET:CE[1_556]	1.86	0.34
4:0:79:TRP:CD2	4:X:17:VAL:CA[1_556]	1.86	0.34
4:0:40:HIS:CD2	4:V:166:TYR:O[1_556]	1.86	0.34
4:2:74:GLY:N	4:Z:157:ASP:N[1_556]	1.86	0.34
4:1:166:TYR:CE1	4:Y:294:TYR:CD2[1_556]	1.86	0.34
4:0:169:TYR:CE2	4:X:293:LEU:CD1[1_556]	1.86	0.34
4:2:215:LYS:CD	4:Z:196:ARG:NH2[1_556]	1.86	0.34
4:2:161:HIS:C	4:Z:274:ILE:CA[1_556]	1.86	0.34
4:0:106:THR:CA	4:X:335:ARG:O[1_556]	1.86	0.34

Continued on next page...

Continued from previous page...

Atom-1	Atom-2	Interatomic distance (Å)	Clash overlap (Å)
4:1:297:ASN:C	4:Y:316:GLU:CG[1_556]	1.86	0.34
4:2:280:ASN:O	4:Z:280:ASN:CG[1_556]	1.86	0.34
4:0:185:LEU:O	4:X:192:ILE:N[1_556]	1.86	0.34
4:2:175:ILE:CA	4:Z:277:THR:CG2[1_556]	1.86	0.34
4:2:178:LEU:C	4:Z:180:LEU:CD2[1_556]	1.86	0.34
4:1:68:LYS:CA	4:Y:59:GLN:CG[1_556]	1.86	0.34
4:1:362:TYR:CG	4:Y:344:SER:O[1_556]	1.86	0.34
4:2:307:PRO:CB	4:Z:227:MET:N[1_556]	1.86	0.34
4:2:69:TYR:CE2	4:Z:210:ARG:CD[1_556]	1.86	0.34
4:1:79:TRP:CD1	4:Y:17:VAL:CA[1_556]	1.86	0.34
4:2:32:PRO:CA	4:Z:211:ASP:CB[1_556]	1.86	0.34
4:1:231:ALA:N	4:X:371:HIS:N[1_556]	1.86	0.34
4:0:124:PHE:CB	4:X:24:ASP:O[1_556]	1.86	0.34
4:0:121:GLN:N	4:X:340:TRP:CZ2[1_556]	1.86	0.34
4:2:172:PRO:CG	4:Z:164:PRO:CB[1_556]	1.86	0.34
4:3:41:GLN:N	4:Y:167:GLU:OE1[1_556]	1.86	0.34
4:0:296:ASN:C	4:X:316:GLU:CA[1_556]	1.86	0.34
4:1:261:LEU:O	4:Y:265:SER:C[1_556]	1.86	0.34
4:2:149:THR:CA	4:Z:327:ILE:CA[1_556]	1.86	0.34
4:2:158:GLY:CA	4:Z:182:GLY:O[1_556]	1.86	0.34
4:3:192:ILE:O	4:Z:112:PRO:N[1_556]	1.86	0.34
4:1:115:ASN:O	4:Y:11:ASP:CB[1_556]	1.86	0.34
4:1:292:ASP:CA	4:Y:321:ALA:C[1_556]	1.86	0.34
4:2:304:THR:N	4:Z:259:GLU:N[1_556]	1.86	0.34
4:0:369:ILE:CA	4:X:346:LEU:N[1_556]	1.86	0.34
4:3:237:GLU:CD	4:Z:114:ALA:O[1_556]	1.86	0.34
4:1:11:ASP:CB	4:Y:305:MET:SD[1_556]	1.86	0.34
4:2:178:LEU:CD1	4:Z:269:MET:CB[1_556]	1.86	0.34
4:2:151:ILE:CG1	4:Z:275:HIS:CA[1_556]	1.86	0.34
4:1:60:SER:CB	4:Y:243:PRO:CA[1_556]	1.86	0.34
4:0:303:THR:CG2	4:X:256:ARG:O[1_556]	1.86	0.34
4:2:173:HIS:N	4:Z:174:ALA:O[1_556]	1.86	0.34
4:2:362:TYR:CE2	4:Z:22:ALA:O[1_556]	1.86	0.34
4:1:172:PRO:CD	4:Y:164:PRO:CG[1_556]	1.86	0.34
4:2:134:VAL:CG1	4:Z:338:SER:N[1_556]	1.86	0.34
4:1:173:HIS:CA	4:Y:174:ALA:C[1_556]	1.86	0.34
4:0:64:ILE:CD1	4:V:292:ASP:OD1[1_556]	1.86	0.34
4:2:66:THR:CG2	4:Z:62:ARG:N[1_556]	1.86	0.34
4:2:134:VAL:CG2	4:Z:338:SER:O[1_556]	1.86	0.34
4:2:166:TYR:O	4:Z:293:LEU:O[1_556]	1.86	0.34
4:2:330:ILE:CG1	4:Z:315:LYS:CG[1_556]	1.86	0.34

Continued on next page...

Continued from previous page...

Atom-1	Atom-2	Interatomic distance (Å)	Clash overlap (Å)
4:2:185:LEU:C	4:Z:188:TYR:O[1_556]	1.86	0.34
4:1:168:GLY:C	4:Y:296:ASN:N[1_556]	1.86	0.34
4:3:231:ALA:CA	4:Z:370:VAL:CA[1_556]	1.86	0.34
4:0:191:LYS:NZ	4:W:110:LEU:CG[1_556]	1.86	0.34
4:0:173:HIS:CA	4:X:281:SER:OG[1_556]	1.86	0.34
4:1:229:THR:C	4:X:368:SER:O[1_556]	1.86	0.34
4:2:41:GLN:CG	4:X:167:GLU:OE1[1_556]	1.86	0.34
4:0:108:ALA:N	4:X:300:SER:O[1_556]	1.86	0.34
4:0:304:THR:N	4:X:259:GLU:N[1_556]	1.86	0.34
4:0:281:SER:C	4:X:280:ASN:OD1[1_556]	1.86	0.34
4:0:136:ILE:CG2	4:X:153:LEU:O[1_556]	1.86	0.34
4:2:59:GLN:OE1	4:Z:208:ILE:N[1_556]	1.86	0.34
4:2:194:THR:OG1	4:Y:177:ARG:CZ[1_556]	1.86	0.34
4:1:231:ALA:CA	4:X:370:VAL:CA[1_556]	1.86	0.34
4:1:169:TYR:CZ	4:Y:150:GLY:O[1_556]	1.86	0.34
4:0:162:ASN:N	4:X:274:ILE:CG1[1_556]	1.86	0.34
4:2:154:ASP:O	4:Z:261:LEU:CD1[1_556]	1.86	0.34
4:0:170:ALA:CA	4:X:151:ILE:CG2[1_556]	1.86	0.34
4:0:180:LEU:O	4:X:260:THR:CG2[1_556]	1.86	0.34
4:1:161:HIS:C	4:Y:274:ILE:CA[1_556]	1.86	0.34
4:2:173:HIS:CA	4:Z:281:SER:OG[1_556]	1.86	0.34
4:0:151:ILE:N	4:X:317:ILE:CA[1_556]	1.86	0.34
4:2:271:SER:OG	4:Z:269:MET:CB[1_556]	1.86	0.34
4:2:371:HIS:CE1	4:Z:136:ILE:O[1_556]	1.86	0.34
4:0:196:ARG:NH1	4:W:115:ASN:C[1_556]	1.86	0.34
4:2:169:TYR:O	4:Z:293:LEU:O[1_556]	1.86	0.34
4:1:224:GLU:OE2	4:Z:41:GLN:CG[1_556]	1.86	0.34
4:0:169:TYR:O	4:X:293:LEU:O[1_556]	1.86	0.34
4:1:115:ASN:N	4:Y:106:THR:CB[1_556]	1.86	0.34
4:0:125:GLU:CB	4:X:21:PHE:CG[1_556]	1.86	0.34
4:2:106:THR:CG2	4:Z:335:ARG:CB[1_556]	1.86	0.34
4:2:59:GLN:NE2	4:Z:208:ILE:CA[1_556]	1.86	0.34
4:2:124:PHE:CB	4:Z:23:GLY:C[1_556]	1.86	0.34
4:0:267:ILE:C	4:W:173:HIS:CA[1_556]	1.86	0.34
4:2:142:LEU:CD1	4:Z:313:MET:C[1_556]	1.86	0.34
4:2:286:ASP:CG	4:Z:290:ARG:CD[1_556]	1.86	0.34
4:1:159:VAL:CG1	4:Y:181:ALA:CB[1_556]	1.86	0.34
4:1:186:THR:CB	4:Y:190:MET:CA[1_556]	1.86	0.34
4:2:67:LEU:CG	4:Z:207:GLU:CD[1_556]	1.86	0.34
4:2:164:PRO:CD	4:Z:278:THR:OG1[1_556]	1.86	0.34
4:2:182:GLY:C	4:Z:188:TYR:C[1_556]	1.86	0.34

Continued on next page...

Continued from previous page...

Atom-1	Atom-2	Interatomic distance (Å)	Clash overlap (Å)
4:2:205:GLU:C	4:Z:199:SER:CA[1_556]	1.86	0.34
4:0:126:THR:OG1	4:X:28:ARG:CG[1_556]	1.86	0.34
4:2:116:ARG:NE	4:Z:141:SER:OG[1_556]	1.87	0.33
4:0:296:ASN:ND2	4:X:318:THR:OG1[1_556]	1.87	0.33
4:2:281:SER:C	4:Z:280:ASN:OD1[1_556]	1.87	0.33
4:1:111:ASN:N	4:Y:154:ASP:CG[1_556]	1.87	0.33
4:0:212:ILE:O	4:X:196:ARG:CG[1_556]	1.87	0.33
4:0:366:GLY:C	4:X:347:ALA:C[1_556]	1.87	0.33
4:1:104:LEU:CD1	4:Y:334:GLU:OE2[1_556]	1.87	0.33
4:0:166:TYR:O	4:X:293:LEU:O[1_556]	1.87	0.33
4:0:114:ALA:CB	4:X:106:THR:O[1_556]	1.87	0.33
4:1:32:PRO:CA	4:Y:211:ASP:CB[1_556]	1.87	0.33
4:2:365:ALA:CA	4:Z:349:LEU:CB[1_556]	1.87	0.33
4:2:79:TRP:CZ3	4:Z:18:LYS:N[1_556]	1.87	0.33
4:0:134:VAL:CG2	4:X:338:SER:O[1_556]	1.87	0.33
4:0:179:ASP:CG	4:X:179:ASP:O[1_556]	1.87	0.33
4:2:196:ARG:CZ	4:Y:114:ALA:C[1_556]	1.87	0.33
4:0:367:PRO:CB	4:X:343:GLY:O[1_556]	1.87	0.33
4:1:150:GLY:CA	4:Y:317:ILE:CB[1_556]	1.87	0.33
4:2:197:GLY:CA	4:Y:76:ILE:N[1_556]	1.87	0.33
4:0:131:ALA:O	4:X:25:ASP:OD1[1_556]	1.87	0.33
4:2:66:THR:CB	4:Z:59:GLN:O[1_556]	1.87	0.33
4:0:309:ILE:CA	4:X:259:GLU:OE2[1_556]	1.87	0.33
4:3:191:LYS:CB	4:Z:110:LEU:CD1[1_556]	1.87	0.33
4:0:186:THR:C	4:X:191:LYS:CB[1_556]	1.87	0.33
4:2:170:ALA:CA	4:Z:151:ILE:CG2[1_556]	1.87	0.33
4:0:169:TYR:N	4:X:296:ASN:O[1_556]	1.87	0.33
4:0:271:SER:OG	4:X:269:MET:CB[1_556]	1.87	0.33
4:0:121:GLN:O	4:X:21:PHE:N[1_556]	1.87	0.33
4:0:151:ILE:CG1	4:X:275:HIS:CA[1_556]	1.87	0.33
4:0:307:PRO:CB	4:X:227:MET:N[1_556]	1.87	0.33
4:1:63:GLY:N	4:W:287:ILE:O[1_556]	1.87	0.33
4:3:229:THR:C	4:Z:368:SER:O[1_556]	1.87	0.33
4:1:274:ILE:CA	4:Y:264:PRO:CD[1_556]	1.87	0.33
4:1:185:LEU:CB	4:Y:188:TYR:CE1[1_556]	1.87	0.33
4:2:74:GLY:N	4:Z:157:ASP:CA[1_556]	1.87	0.33
4:2:367:PRO:CB	4:Z:343:GLY:O[1_556]	1.87	0.33
4:2:230:ALA:CA	4:Y:368:SER:CA[1_556]	1.87	0.33
4:2:79:TRP:CD2	4:Z:17:VAL:CA[1_556]	1.87	0.33
4:0:123:MET:CA	4:X:26:ALA:CA[1_556]	1.87	0.33
4:1:301:GLY:C	4:Y:258:PRO:CG[1_556]	1.87	0.33

Continued on next page...

Continued from previous page...

Atom-1	Atom-2	Interatomic distance (Å)	Clash overlap (Å)
4:2:76:ILE:CG1	4:Z:18:LYS:NZ[1_556]	1.87	0.33
4:0:118:LYS:CB	4:X:11:ASP:CA[1_556]	1.87	0.33
4:2:136:ILE:CG2	4:Z:153:LEU:O[1_556]	1.87	0.33
4:1:132:MET:CE	4:Y:341:ILE:CB[1_556]	1.87	0.33
4:0:183:ARG:CG	4:X:186:THR:O[1_556]	1.87	0.33
4:1:112:PRO:N	4:Y:137:GLN:CD[1_556]	1.87	0.33
4:0:149:THR:CA	4:X:327:ILE:CA[1_556]	1.87	0.33
4:2:371:HIS:O	4:Z:139:VAL:C[1_556]	1.87	0.33
4:0:370:VAL:CG1	4:X:341:ILE:C[1_556]	1.87	0.33
4:2:286:ASP:C	4:Z:283:MET:SD[1_556]	1.87	0.33
4:0:205:GLU:C	4:X:199:SER:CA[1_556]	1.87	0.33
4:2:363:ASP:N	4:Z:348:SER:CB[1_556]	1.87	0.33
4:2:120:THR:C	4:Z:340:TRP:CH2[1_556]	1.87	0.33
4:2:121:GLN:CG	4:Z:20:GLY:O[1_556]	1.87	0.33
4:4:63:GLY:N	4:Z:287:ILE:O[1_556]	1.87	0.33
4:0:106:THR:CG2	4:X:335:ARG:CB[1_556]	1.87	0.33
4:4:40:HIS:CD2	4:Z:166:TYR:CG[1_556]	1.87	0.33
4:0:134:VAL:CG1	4:X:338:SER:N[1_556]	1.87	0.33
4:1:305:MET:N	4:Y:255:PHE:C[1_556]	1.87	0.33
4:1:339:VAL:CG2	4:Y:309:ILE:CG2[1_556]	1.87	0.33
4:2:16:LEU:N	4:Z:214:GLU:CB[1_556]	1.87	0.33
4:1:331:ALA:CB	4:Y:222:ASP:CA[1_556]	1.87	0.33
4:2:272:ALA:CA	4:Z:270:GLU:O[1_556]	1.87	0.33
4:2:114:ALA:CB	4:Z:106:THR:O[1_556]	1.87	0.33
4:1:308:GLY:N	4:Y:227:MET:CB[1_556]	1.87	0.33
4:1:267:ILE:CB	4:X:173:HIS:CA[1_556]	1.87	0.33
4:0:172:PRO:CD	4:X:164:PRO:CA[1_556]	1.87	0.33
4:3:264:PRO:O	4:Z:173:HIS:CG[1_556]	1.87	0.33
4:1:166:TYR:CA	4:Y:294:TYR:C[1_556]	1.87	0.33
4:2:112:PRO:CA	4:Z:137:GLN:CB[1_556]	1.87	0.33
4:0:66:THR:CG2	4:X:62:ARG:N[1_556]	1.87	0.33
4:2:149:THR:C	4:Z:327:ILE:CB[1_556]	1.87	0.33
4:0:212:ILE:N	4:X:196:ARG:CD[1_556]	1.87	0.33
4:0:66:THR:CB	4:X:59:GLN:O[1_556]	1.87	0.33
4:0:119:MET:C	4:X:340:TRP:CE3[1_556]	1.87	0.33
4:2:183:ARG:N	4:Z:185:LEU:O[1_556]	1.87	0.33
4:2:111:ASN:O	4:Z:137:GLN:CB[1_556]	1.87	0.33
4:0:59:GLN:OE1	4:X:208:ILE:N[1_556]	1.87	0.33
4:0:266:PHE:C	4:W:172:PRO:C[1_556]	1.87	0.33
4:1:296:ASN:ND2	4:Y:318:THR:OG1[1_556]	1.87	0.33
4:2:266:PHE:C	4:Y:172:PRO:C[1_556]	1.87	0.33

Continued on next page...

Continued from previous page...

Atom-1	Atom-2	Interatomic distance (Å)	Clash overlap (Å)
4:1:298:VAL:C	4:Y:312:ARG:O[1_556]	1.87	0.33
4:3:231:ALA:N	4:Z:371:HIS:N[1_556]	1.87	0.33
4:0:164:PRO:CD	4:X:278:THR:OG1[1_556]	1.87	0.33
4:2:367:PRO:N	4:Z:347:ALA:N[1_556]	1.87	0.33
4:0:113:LYS:N	4:X:137:GLN:CB[1_556]	1.87	0.33
4:1:175:ILE:CB	4:Y:162:ASN:ND2[1_556]	1.87	0.33
4:1:366:GLY:C	4:Y:347:ALA:C[1_556]	1.87	0.33
4:0:69:TYR:CE2	4:X:210:ARG:CD[1_556]	1.87	0.33
4:0:367:PRO:N	4:X:347:ALA:N[1_556]	1.87	0.33
4:0:83:GLU:CB	4:X:29:ALA:C[1_556]	1.87	0.33
4:2:370:VAL:CG1	4:Z:341:ILE:C[1_556]	1.87	0.33
4:1:266:PHE:N	4:X:173:HIS:CE1[1_556]	1.87	0.33
4:2:76:ILE:CG2	4:Z:16:LEU:C[1_556]	1.87	0.33
4:0:104:LEU:CD1	4:X:333:PRO:CD[1_556]	1.87	0.33
4:1:330:ILE:CG1	4:Y:315:LYS:CG[1_556]	1.87	0.33
4:3:267:ILE:CG1	4:Z:173:HIS:CB[1_556]	1.87	0.33
4:0:286:ASP:C	4:X:283:MET:SD[1_556]	1.87	0.33
4:1:309:ILE:CD1	4:Y:259:GLU:OE1[1_556]	1.87	0.33
4:2:108:ALA:N	4:Z:300:SER:O[1_556]	1.87	0.33
4:1:368:SER:O	4:Y:346:LEU:CB[1_556]	1.87	0.33
4:1:292:ASP:O	4:Y:319:ALA:N[1_556]	1.87	0.33
4:1:11:ASP:OD2	4:Y:305:MET:O[1_556]	1.87	0.33
4:1:214:GLU:O	4:Y:252:ASN:N[1_556]	1.87	0.33
4:0:79:TRP:CZ3	4:X:18:LYS:N[1_556]	1.87	0.33
4:0:212:ILE:N	4:X:196:ARG:CB[1_556]	1.88	0.32
4:1:369:ILE:N	4:Y:346:LEU:N[1_556]	1.88	0.32
4:0:308:GLY:N	4:X:227:MET:CB[1_556]	1.88	0.32
4:1:134:VAL:CG1	4:Y:338:SER:N[1_556]	1.88	0.32
4:2:83:GLU:CB	4:Z:29:ALA:C[1_556]	1.88	0.32
4:0:67:LEU:CB	4:X:62:ARG:NH2[1_556]	1.88	0.32
4:2:151:ILE:N	4:Z:317:ILE:CA[1_556]	1.88	0.32
4:2:159:VAL:CG1	4:Z:181:ALA:CB[1_556]	1.88	0.32
4:1:371:HIS:O	4:Y:140:LEU:N[1_556]	1.88	0.32
4:0:67:LEU:CG	4:X:207:GLU:CD[1_556]	1.88	0.32
4:1:83:GLU:CB	4:Y:29:ALA:CA[1_556]	1.88	0.32
4:1:81:ASP:CG	4:Y:32:PRO:CG[1_556]	1.88	0.32
4:0:155:SER:C	4:X:258:PRO:CA[1_556]	1.88	0.32
4:1:306:TYR:CD2	4:Y:256:ARG:CB[1_556]	1.88	0.32
4:4:41:GLN:CG	4:Z:167:GLU:OE1[1_556]	1.88	0.32
4:1:124:PHE:CG	4:Y:24:ASP:C[1_556]	1.88	0.32
4:0:272:ALA:CA	4:X:270:GLU:O[1_556]	1.88	0.32

Continued on next page...

Continued from previous page...

Atom-1	Atom-2	Interatomic distance (Å)	Clash overlap (Å)
4:2:308:GLY:N	4:Z:227:MET:CB[1_556]	1.88	0.32
4:0:132:MET:CE	4:X:341:ILE:CB[1_556]	1.88	0.32
4:2:179:ASP:N	4:Z:180:LEU:CA[1_556]	1.88	0.32
4:1:11:ASP:CA	4:Y:305:MET:CE[1_556]	1.88	0.32
4:0:158:GLY:CA	4:X:182:GLY:O[1_556]	1.88	0.32
4:2:180:LEU:O	4:Z:260:THR:CG2[1_556]	1.88	0.32
4:0:167:GLU:O	4:X:295:ALA:CB[1_556]	1.88	0.32
4:2:267:ILE:C	4:Y:173:HIS:CA[1_556]	1.88	0.32
4:0:186:THR:N	4:X:192:ILE:N[1_556]	1.88	0.32
4:1:62:ARG:CB	4:W:288:ASP:OD1[1_556]	1.88	0.32
4:1:307:PRO:N	4:Y:227:MET:CG[1_556]	1.88	0.32
4:2:186:THR:C	4:Z:191:LYS:CB[1_556]	1.88	0.32
4:0:280:ASN:O	4:X:280:ASN:CG[1_556]	1.88	0.32
4:0:76:ILE:CG2	4:X:16:LEU:C[1_556]	1.88	0.32
4:2:173:HIS:C	4:Z:281:SER:OG[1_556]	1.88	0.32
4:0:309:ILE:CG1	4:X:259:GLU:CG[1_556]	1.88	0.32
4:2:183:ARG:CG	4:Z:186:THR:O[1_556]	1.88	0.32
4:0:74:GLY:N	4:X:157:ASP:N[1_556]	1.88	0.32
4:1:300:SER:O	4:Y:219:VAL:CG2[1_556]	1.88	0.32
4:0:368:SER:O	4:X:346:LEU:CB[1_556]	1.88	0.32
4:1:264:PRO:O	4:X:173:HIS:CG[1_556]	1.88	0.32
4:2:161:HIS:ND1	4:Z:155:SER:OG[1_556]	1.88	0.32
4:0:154:ASP:O	4:X:261:LEU:CD1[1_556]	1.88	0.32
4:1:177:ARG:CA	4:Y:178:LEU:CD2[1_556]	1.88	0.32
4:3:40:HIS:CD2	4:Y:166:TYR:CG[1_556]	1.88	0.32
4:1:179:ASP:O	4:Y:184:ASP:OD2[1_556]	1.88	0.32
4:0:112:PRO:CA	4:X:137:GLN:CB[1_556]	1.88	0.32
4:0:194:THR:OG1	4:W:177:ARG:CZ[1_556]	1.88	0.32
4:2:68:LYS:CA	4:Z:59:GLN:CG[1_556]	1.88	0.32
4:1:214:GLU:O	4:Y:252:ASN:CB[1_556]	1.88	0.32
4:2:124:PHE:CB	4:Z:24:ASP:O[1_556]	1.88	0.32
4:0:76:ILE:CG1	4:X:18:LYS:NZ[1_556]	1.88	0.32
4:1:192:ILE:O	4:X:112:PRO:N[1_556]	1.88	0.32
4:1:167:GLU:OE1	4:Y:326:LYS:CG[1_556]	1.88	0.32
4:0:330:ILE:CG1	4:X:315:LYS:CG[1_556]	1.88	0.32
4:2:214:GLU:C	4:Z:253:GLU:CD[1_556]	1.88	0.32
4:1:305:MET:CB	4:Y:255:PHE:CD2[1_556]	1.88	0.32
4:0:149:THR:C	4:X:327:ILE:CB[1_556]	1.88	0.32
4:0:362:TYR:CE2	4:X:22:ALA:O[1_556]	1.88	0.32
4:0:148:THR:CB	4:X:327:ILE:C[1_556]	1.88	0.32
4:0:74:GLY:N	4:X:157:ASP:CA[1_556]	1.88	0.32

Continued on next page...

Continued from previous page...

Atom-1	Atom-2	Interatomic distance (Å)	Clash overlap (Å)
4:1:191:LYS:CB	4:X:110:LEU:CD1[1_556]	1.88	0.32
4:0:124:PHE:CB	4:X:23:GLY:C[1_556]	1.88	0.32
4:1:372:ARG:CG	4:Y:143:TYR:N[1_556]	1.88	0.32
4:0:157:ASP:OD2	4:X:186:THR:CB[1_556]	1.88	0.32
4:1:336:LYS:CG	4:Y:218:TYR:CD2[1_556]	1.88	0.32
4:2:303:THR:CG2	4:Z:256:ARG:O[1_556]	1.88	0.32
4:2:339:VAL:CG2	4:Z:304:THR:O[1_556]	1.88	0.32
4:1:64:ILE:CD1	4:W:292:ASP:OD1[1_556]	1.88	0.32
4:1:299:MET:O	4:Y:312:ARG:CB[1_556]	1.88	0.32
4:2:292:ASP:N	4:Z:321:ALA:CA[1_556]	1.88	0.32
4:0:304:THR:OG1	4:X:223:PHE:CE1[1_556]	1.88	0.32
4:0:185:LEU:C	4:X:188:TYR:O[1_556]	1.88	0.32
4:0:16:LEU:N	4:X:214:GLU:CB[1_556]	1.88	0.32
4:0:120:THR:C	4:X:340:TRP:CH2[1_556]	1.88	0.32
4:2:179:ASP:CG	4:Z:179:ASP:O[1_556]	1.88	0.32
4:4:41:GLN:N	4:Z:167:GLU:OE1[1_556]	1.88	0.32
4:0:286:ASP:CG	4:X:290:ARG:CD[1_556]	1.88	0.32
4:2:107:GLU:OE2	4:Z:141:SER:CB[1_556]	1.88	0.32
4:2:149:THR:OG1	4:Z:326:LYS:O[1_556]	1.88	0.32
4:2:196:ARG:NH1	4:Y:115:ASN:C[1_556]	1.88	0.32
4:1:139:VAL:CB	4:Y:330:ILE:O[1_556]	1.88	0.32
4:0:285:CYS:SG	4:X:279:TYR:CA[1_556]	1.88	0.32
4:3:62:ARG:C	4:Y:288:ASP:N[1_556]	1.88	0.32
4:1:59:GLN:NE2	4:Y:207:GLU:C[1_556]	1.88	0.32
4:1:153:LEU:CD1	4:Y:262:PHE:O[1_556]	1.88	0.32
4:0:40:HIS:CD2	4:V:166:TYR:CB[1_556]	1.88	0.32
4:0:121:GLN:CG	4:X:20:GLY:O[1_556]	1.88	0.32
4:1:335:ARG:C	4:Y:307:PRO:O[1_556]	1.88	0.32
4:2:157:ASP:OD2	4:Z:186:THR:CB[1_556]	1.88	0.32
4:1:122:ILE:CA	4:Y:19:ALA:O[1_556]	1.88	0.32
4:2:179:ASP:O	4:Z:184:ASP:OD2[1_556]	1.88	0.32
4:2:296:ASN:C	4:Z:316:GLU:C[1_556]	1.88	0.32
4:3:267:ILE:C	4:Z:173:HIS:CB[1_556]	1.88	0.32
4:0:372:ARG:CG	4:X:143:TYR:N[1_556]	1.88	0.32
4:0:214:GLU:C	4:X:253:GLU:CD[1_556]	1.88	0.32
4:1:178:LEU:CA	4:Y:180:LEU:CD2[1_556]	1.88	0.32
4:2:40:HIS:ND1	4:X:166:TYR:CE1[1_556]	1.88	0.32
4:1:304:THR:CA	4:Y:223:PHE:CZ[1_556]	1.88	0.32
4:1:362:TYR:CB	4:Y:348:SER:OG[1_556]	1.88	0.32
4:1:293:LEU:N	4:Y:317:ILE:O[1_556]	1.88	0.32
4:3:266:PHE:N	4:Z:173:HIS:CE1[1_556]	1.88	0.32

Continued on next page...

Continued from previous page...

Atom-1	Atom-2	Interatomic distance (Å)	Clash overlap (Å)
4:0:40:HIS:ND1	4:V:166:TYR:CE1[1_556]	1.88	0.32
4:2:68:LYS:N	4:Z:59:GLN:CG[1_556]	1.88	0.32
4:3:196:ARG:NE	4:Z:115:ASN:CA[1_556]	1.88	0.32
4:1:186:THR:CB	4:Y:189:LEU:C[1_556]	1.88	0.32
4:3:63:GLY:N	4:Y:287:ILE:C[1_556]	1.88	0.32
4:2:132:MET:CE	4:Z:341:ILE:CB[1_556]	1.88	0.32
4:1:289:ILE:CA	4:Y:322:PRO:CD[1_556]	1.89	0.31
4:1:372:ARG:NH2	4:Y:145:SER:CA[1_556]	1.89	0.31
4:2:135:ALA:CB	4:Z:332:PRO:CG[1_556]	1.89	0.31
4:2:124:PHE:C	4:Z:24:ASP:OD1[1_556]	1.89	0.31
4:2:123:MET:CA	4:Z:26:ALA:CA[1_556]	1.89	0.31
4:2:372:ARG:CG	4:Z:143:TYR:N[1_556]	1.89	0.31
4:0:32:PRO:CB	4:X:211:ASP:CA[1_556]	1.89	0.31
4:1:286:ASP:CG	4:Y:290:ARG:CD[1_556]	1.89	0.31
4:0:284:LYS:N	4:X:280:ASN:ND2[1_556]	1.89	0.31
4:1:104:LEU:CA	4:Y:334:GLU:CB[1_556]	1.89	0.31
4:1:370:VAL:CG1	4:Y:341:ILE:O[1_556]	1.89	0.31
4:2:118:LYS:CB	4:Z:11:ASP:CA[1_556]	1.89	0.31
4:1:213:LYS:N	4:Y:196:ARG:CB[1_556]	1.89	0.31
4:2:113:LYS:N	4:Z:137:GLN:CB[1_556]	1.89	0.31
4:1:121:GLN:N	4:Y:340:TRP:CZ2[1_556]	1.89	0.31
4:0:213:LYS:N	4:X:196:ARG:CB[1_556]	1.89	0.31
4:2:104:LEU:CD1	4:Z:333:PRO:CD[1_556]	1.89	0.31
4:1:72:GLU:CA	4:Y:157:ASP:OD1[1_556]	1.89	0.31
4:1:306:TYR:CE1	4:Y:256:ARG:CG[1_556]	1.89	0.31
4:2:260:THR:O	4:Z:265:SER:C[1_556]	1.89	0.31
4:1:267:ILE:CG1	4:X:173:HIS:CB[1_556]	1.89	0.31
4:0:40:HIS:CD2	4:V:166:TYR:CA[1_556]	1.89	0.31
4:1:195:GLU:CD	4:X:110:LEU:CA[1_556]	1.89	0.31
4:1:206:ARG:CA	4:Y:199:SER:O[1_556]	1.89	0.31
4:2:83:GLU:CD	4:Z:28:ARG:O[1_556]	1.89	0.31
4:0:203:THR:OG1	4:X:205:GLU:OE2[1_556]	1.89	0.31
4:1:37:ARG:CZ	4:Y:56:ASP:CA[1_556]	1.89	0.31
4:2:285:CYS:SG	4:Z:279:TYR:CA[1_556]	1.89	0.31
4:0:167:GLU:C	4:X:295:ALA:N[1_556]	1.89	0.31
4:1:116:ARG:NH1	4:Y:142:LEU:N[1_556]	1.89	0.31
4:0:183:ARG:N	4:X:185:LEU:O[1_556]	1.89	0.31
4:2:291:LYS:CE	4:Z:322:PRO:C[1_556]	1.89	0.31
4:1:307:PRO:CB	4:Y:227:MET:N[1_556]	1.89	0.31
4:2:330:ILE:CD1	4:Z:315:LYS:CG[1_556]	1.89	0.31
4:0:211:ASP:OD2	4:X:249:THR:O[1_556]	1.89	0.31

Continued on next page...

Continued from previous page...

Atom-1	Atom-2	Interatomic distance (Å)	Clash overlap (Å)
4:2:213:LYS:N	4:Z:196:ARG:CB[1_556]	1.89	0.31
4:0:9:VAL:CG2	4:X:333:PRO:CB[1_556]	1.89	0.31
4:2:284:LYS:N	4:Z:280:ASN:ND2[1_556]	1.89	0.31
4:1:182:GLY:O	4:Y:188:TYR:O[1_556]	1.89	0.31
4:2:212:ILE:N	4:Z:196:ARG:CD[1_556]	1.89	0.31
4:1:120:THR:CA	4:Y:340:TRP:CD2[1_556]	1.89	0.31
4:1:281:SER:CA	4:Y:276:GLU:O[1_556]	1.89	0.31
4:2:67:LEU:CB	4:Z:62:ARG:NH2[1_556]	1.89	0.31
4:0:83:GLU:CD	4:X:28:ARG:O[1_556]	1.89	0.31
4:0:260:THR:O	4:X:265:SER:C[1_556]	1.89	0.31
4:2:79:TRP:CZ2	4:Z:11:ASP:C[1_556]	1.89	0.31
4:2:157:ASP:CB	4:Z:213:LYS:CG[1_556]	1.89	0.31
4:2:338:SER:OG	4:Z:308:GLY:N[1_556]	1.89	0.31
4:4:40:HIS:ND1	4:Z:166:TYR:CE1[1_556]	1.89	0.31
4:1:332:PRO:CA	4:Y:221:LEU:CD2[1_556]	1.89	0.31
4:1:272:ALA:CA	4:Y:270:GLU:O[1_556]	1.89	0.31
4:1:338:SER:OG	4:Y:308:GLY:N[1_556]	1.89	0.31
4:0:372:ARG:CG	4:X:147:ARG:O[1_556]	1.89	0.31
4:2:212:ILE:N	4:Z:196:ARG:CB[1_556]	1.89	0.31
4:2:305:MET:CB	4:Z:255:PHE:CA[1_556]	1.89	0.31
4:1:214:GLU:N	4:Y:253:GLU:OE2[1_556]	1.89	0.31
4:2:72:GLU:OE1	4:Z:183:ARG:NH2[1_556]	1.89	0.31
4:0:157:ASP:CB	4:X:213:LYS:CG[1_556]	1.89	0.31
4:1:151:ILE:N	4:Y:317:ILE:CA[1_556]	1.89	0.31
4:1:165:ILE:CG1	4:Y:297:ASN:CB[1_556]	1.89	0.31
4:2:372:ARG:CG	4:Z:143:TYR:CA[1_556]	1.89	0.31
4:1:311:ASP:N	4:Y:224:GLU:CB[1_556]	1.89	0.31
4:3:62:ARG:CB	4:Y:288:ASP:OD1[1_556]	1.89	0.31
4:2:232:SER:CB	4:Y:366:GLY:O[1_556]	1.89	0.31
4:0:296:ASN:C	4:X:316:GLU:C[1_556]	1.89	0.31
4:0:362:TYR:CG	4:X:344:SER:O[1_556]	1.89	0.31
4:2:167:GLU:O	4:Z:295:ALA:CB[1_556]	1.89	0.31
4:1:172:PRO:CG	4:Y:164:PRO:CB[1_556]	1.89	0.31
4:3:64:ILE:CD1	4:Y:292:ASP:OD1[1_556]	1.89	0.31
4:1:362:TYR:CE2	4:Y:22:ALA:O[1_556]	1.89	0.31
4:3:40:HIS:CD2	4:Y:166:TYR:CB[1_556]	1.89	0.31
4:2:9:VAL:CG2	4:Z:333:PRO:CB[1_556]	1.89	0.31
4:2:155:SER:C	4:Z:258:PRO:CA[1_556]	1.89	0.31
4:2:231:ALA:C	4:Y:370:VAL:N[1_556]	1.89	0.31
4:0:111:ASN:O	4:X:137:GLN:CB[1_556]	1.89	0.31
4:2:186:THR:N	4:Z:192:ILE:N[1_556]	1.89	0.31

Continued on next page...

Continued from previous page...

Atom-1	Atom-2	Interatomic distance (Å)	Clash overlap (Å)
4:0:185:LEU:CB	4:X:188:TYR:CE1[1_556]	1.89	0.31
4:1:169:TYR:CE2	4:Y:293:LEU:CD1[1_556]	1.89	0.31
4:2:118:LYS:O	4:Z:340:TRP:CE2[1_556]	1.89	0.31
4:2:110:LEU:N	4:Z:154:ASP:CB[1_556]	1.89	0.31
4:1:161:HIS:ND1	4:Y:155:SER:OG[1_556]	1.89	0.31
4:0:171:LEU:CG	4:X:282:ILE:CD1[1_556]	1.89	0.31
4:2:40:HIS:CD2	4:X:166:TYR:CA[1_556]	1.89	0.31
4:1:253:GLU:OE2	4:X:112:PRO:C[1_556]	1.89	0.31
4:1:33:SER:CB	4:Y:214:GLU:OE2[1_556]	1.89	0.31
4:2:104:LEU:CD1	4:Z:334:GLU:OE2[1_556]	1.89	0.31
4:0:68:LYS:CA	4:X:59:GLN:CG[1_556]	1.89	0.31
4:0:149:THR:OG1	4:X:326:LYS:O[1_556]	1.89	0.31
4:0:173:HIS:C	4:X:281:SER:OG[1_556]	1.89	0.31
4:2:362:TYR:CE2	4:Z:22:ALA:CB[1_556]	1.89	0.31
4:0:135:ALA:CB	4:X:332:PRO:CG[1_556]	1.89	0.31
4:1:66:THR:CB	4:Y:59:GLN:O[1_556]	1.89	0.31
4:2:203:THR:OG1	4:Z:205:GLU:OE2[1_556]	1.89	0.31
4:2:372:ARG:CG	4:Z:147:ARG:O[1_556]	1.89	0.31
4:2:79:TRP:NE1	4:Z:11:ASP:O[1_556]	1.89	0.31
4:0:291:LYS:CE	4:X:322:PRO:C[1_556]	1.89	0.31
4:1:332:PRO:N	4:Y:221:LEU:N[1_556]	1.89	0.31
4:2:217:CYS:CB	4:Z:256:ARG:NH2[1_556]	1.90	0.30
4:0:79:TRP:NE1	4:X:11:ASP:O[1_556]	1.90	0.30
4:0:60:SER:C	4:X:243:PRO:CB[1_556]	1.90	0.30
4:1:368:SER:C	4:Y:346:LEU:CD2[1_556]	1.90	0.30
4:1:267:ILE:C	4:X:173:HIS:CB[1_556]	1.90	0.30
4:1:115:ASN:O	4:Y:11:ASP:CG[1_556]	1.90	0.30
4:0:169:TYR:OH	4:X:164:PRO:CA[1_556]	1.90	0.30
4:0:159:VAL:CG1	4:X:181:ALA:CB[1_556]	1.90	0.30
4:2:304:THR:OG1	4:Z:223:PHE:CE1[1_556]	1.90	0.30
4:3:195:GLU:CD	4:Z:110:LEU:CA[1_556]	1.90	0.30
4:1:62:ARG:C	4:W:288:ASP:N[1_556]	1.90	0.30
4:1:335:ARG:CD	4:Y:220:ALA:O[1_556]	1.90	0.30
4:0:339:VAL:CG2	4:X:304:THR:O[1_556]	1.90	0.30
4:0:179:ASP:N	4:X:180:LEU:CA[1_556]	1.90	0.30
4:0:207:GLU:CD	4:X:242:LEU:CD2[1_556]	1.90	0.30
4:0:231:ALA:C	4:W:370:VAL:N[1_556]	1.90	0.30
4:1:40:HIS:CD2	4:W:166:TYR:CG[1_556]	1.90	0.30
4:2:303:THR:CG2	4:Z:257:CYS:C[1_556]	1.90	0.30
4:1:68:LYS:CA	4:Y:59:GLN:OE1[1_556]	1.90	0.30
4:1:185:LEU:C	4:Y:188:TYR:O[1_556]	1.90	0.30

Continued on next page...

Continued from previous page...

Atom-1	Atom-2	Interatomic distance (Å)	Clash overlap (Å)
4:0:362:TYR:CE2	4:X:22:ALA:CB[1_556]	1.90	0.30
4:2:335:ARG:C	4:Z:307:PRO:O[1_556]	1.90	0.30
4:2:148:THR:CB	4:Z:327:ILE:C[1_556]	1.90	0.30
4:2:83:GLU:CB	4:Z:29:ALA:CA[1_556]	1.90	0.30
4:1:332:PRO:CD	4:Y:221:LEU:CD2[1_556]	1.90	0.30
4:1:170:ALA:N	4:Y:151:ILE:CG2[1_556]	1.90	0.30
4:0:107:GLU:OE2	4:X:141:SER:CB[1_556]	1.90	0.30
4:1:124:PHE:C	4:Y:24:ASP:CA[1_556]	1.90	0.30
4:0:292:ASP:N	4:X:321:ALA:CA[1_556]	1.90	0.30
4:2:297:ASN:N	4:Z:315:LYS:C[1_556]	1.90	0.30
4:0:161:HIS:ND1	4:X:155:SER:OG[1_556]	1.90	0.30
4:1:162:ASN:N	4:Y:274:ILE:CG1[1_556]	1.90	0.30
4:2:207:GLU:CD	4:Z:242:LEU:CD2[1_556]	1.90	0.30
4:0:366:GLY:CA	4:X:347:ALA:CB[1_556]	1.90	0.30
4:0:118:LYS:O	4:X:340:TRP:CE2[1_556]	1.90	0.30
4:0:121:GLN:N	4:X:340:TRP:CE2[1_556]	1.90	0.30
4:2:332:PRO:CA	4:Z:221:LEU:CD2[1_556]	1.90	0.30
4:2:140:LEU:CG	4:Z:331:ALA:O[1_556]	1.90	0.30
4:0:301:GLY:C	4:X:258:PRO:CB[1_556]	1.90	0.30
4:2:169:TYR:OH	4:Z:164:PRO:CA[1_556]	1.90	0.30
4:2:186:THR:CB	4:Z:190:MET:CA[1_556]	1.90	0.30
4:0:367:PRO:O	4:X:342:GLY:O[1_556]	1.90	0.30
4:3:253:GLU:OE2	4:Z:112:PRO:C[1_556]	1.90	0.30
4:2:362:TYR:CD2	4:Z:23:GLY:CA[1_556]	1.90	0.30
4:1:14:SER:OG	4:Y:182:GLY:CA[1_556]	1.90	0.30
4:0:335:ARG:C	4:X:219:VAL:N[1_556]	1.90	0.30
4:0:171:LEU:CD2	4:X:282:ILE:CG1[1_556]	1.90	0.30
4:4:64:ILE:CB	4:Z:292:ASP:OD2[1_556]	1.90	0.30
4:1:337:TYR:CA	4:Y:307:PRO:CD[1_556]	1.90	0.30
4:1:84:LYS:CE	4:Y:56:ASP:OD1[1_556]	1.90	0.30
4:0:305:MET:CB	4:X:255:PHE:CA[1_556]	1.90	0.30
4:2:177:ARG:NH2	4:Z:159:VAL:CA[1_556]	1.90	0.30
4:1:233:SER:CB	4:X:367:PRO:CG[1_556]	1.90	0.30
4:2:167:GLU:C	4:Z:295:ALA:N[1_556]	1.90	0.30
4:0:68:LYS:N	4:X:59:GLN:CG[1_556]	1.90	0.30
4:2:301:GLY:C	4:Z:258:PRO:CB[1_556]	1.90	0.30
4:2:362:TYR:C	4:Z:348:SER:CA[1_556]	1.90	0.30
4:1:167:GLU:CD	4:Y:326:LYS:CB[1_556]	1.90	0.30
4:0:124:PHE:C	4:X:24:ASP:OD1[1_556]	1.90	0.30
4:0:79:TRP:CZ2	4:X:11:ASP:C[1_556]	1.90	0.30
4:2:112:PRO:N	4:Z:137:GLN:CD[1_556]	1.90	0.30

Continued on next page...

Continued from previous page...

Atom-1	Atom-2	Interatomic distance (Å)	Clash overlap (Å)
4:0:362:TYR:C	4:X:348:SER:CA[1_556]	1.90	0.30
4:2:214:GLU:CB	4:Z:250:ILE:CG2[1_556]	1.90	0.30
4:0:168:GLY:N	4:X:295:ALA:CA[1_556]	1.90	0.30
4:1:215:LYS:NZ	4:Y:249:THR:CA[1_556]	1.90	0.30
4:1:191:LYS:NZ	4:X:110:LEU:CG[1_556]	1.90	0.30
4:2:32:PRO:CB	4:Z:211:ASP:CA[1_556]	1.90	0.30
4:3:233:SER:CB	4:Z:367:PRO:CG[1_556]	1.90	0.30
4:2:41:GLN:N	4:X:167:GLU:OE1[1_556]	1.90	0.30
4:0:171:LEU:CD1	4:X:282:ILE:CB[1_556]	1.90	0.30
4:1:196:ARG:NE	4:X:115:ASN:CA[1_556]	1.90	0.30
4:2:40:HIS:CD2	4:X:166:TYR:CB[1_556]	1.90	0.30
4:1:63:GLY:N	4:W:287:ILE:C[1_556]	1.90	0.30
4:1:150:GLY:N	4:Y:317:ILE:CD1[1_556]	1.90	0.30
4:1:134:VAL:CG1	4:Y:338:SER:OG[1_556]	1.90	0.30
4:2:31:PHE:CA	4:Z:215:LYS:NZ[1_556]	1.90	0.30
4:1:251:GLY:CA	4:X:114:ALA:CA[1_556]	1.90	0.30
4:4:40:HIS:CD2	4:Z:166:TYR:CA[1_556]	1.90	0.30
4:0:14:SER:OG	4:X:182:GLY:CA[1_556]	1.90	0.30
4:2:168:GLY:N	4:Z:295:ALA:CA[1_556]	1.90	0.30
4:1:203:THR:CB	4:Y:205:GLU:OE2[1_556]	1.90	0.30
4:0:205:GLU:C	4:X:199:SER:CB[1_556]	1.90	0.30
4:0:37:ARG:CZ	4:X:56:ASP:CA[1_556]	1.90	0.30
4:2:157:ASP:N	4:Z:306:TYR:OH[1_556]	1.90	0.30
4:1:209:VAL:CG1	4:Y:194:THR:CB[1_556]	1.90	0.30
4:0:33:SER:C	4:X:210:ARG:NH1[1_556]	1.90	0.30
4:1:158:GLY:CA	4:Y:182:GLY:O[1_556]	1.90	0.30
4:1:206:ARG:CD	4:Y:200:PHE:O[1_556]	1.90	0.30
4:1:158:GLY:CA	4:Y:185:LEU:N[1_556]	1.91	0.29
4:1:149:THR:OG1	4:Y:326:LYS:O[1_556]	1.91	0.29
4:0:179:ASP:O	4:X:184:ASP:OD2[1_556]	1.91	0.29
4:0:133:TYR:CE1	4:X:145:SER:CA[1_556]	1.91	0.29
4:0:72:GLU:OE1	4:X:183:ARG:NH2[1_556]	1.91	0.29
4:0:372:ARG:CG	4:X:143:TYR:CA[1_556]	1.91	0.29
4:2:205:GLU:C	4:Z:199:SER:CB[1_556]	1.91	0.29
4:2:335:ARG:C	4:Z:219:VAL:N[1_556]	1.91	0.29
4:0:362:TYR:CD2	4:X:23:GLY:CA[1_556]	1.91	0.29
4:3:196:ARG:CB	4:Z:111:ASN:OD1[1_556]	1.91	0.29
4:1:120:THR:C	4:Y:340:TRP:CH2[1_556]	1.91	0.29
4:0:330:ILE:CD1	4:X:315:LYS:CG[1_556]	1.91	0.29
4:2:211:ASP:OD2	4:Z:249:THR:O[1_556]	1.91	0.29
4:2:185:LEU:CB	4:Z:188:TYR:CE1[1_556]	1.91	0.29

Continued on next page...

Continued from previous page...

Atom-1	Atom-2	Interatomic distance (Å)	Clash overlap (Å)
4:2:362:TYR:CG	4:Z:344:SER:O[1_556]	1.91	0.29
4:0:232:SER:CB	4:W:366:GLY:O[1_556]	1.91	0.29
4:1:67:LEU:CG	4:Y:207:GLU:CD[1_556]	1.91	0.29
4:1:277:THR:CG2	4:Y:272:ALA:CA[1_556]	1.91	0.29
4:1:202:THR:C	4:Y:201:VAL:CG2[1_556]	1.91	0.29
4:0:40:HIS:ND1	4:V:166:TYR:CB[1_556]	1.91	0.29
4:0:191:LYS:CB	4:W:110:LEU:CD1[1_556]	1.91	0.29
4:0:31:PHE:CA	4:X:215:LYS:NZ[1_556]	1.91	0.29
4:0:338:SER:OG	4:X:308:GLY:N[1_556]	1.91	0.29
4:1:154:ASP:O	4:Y:261:LEU:CD1[1_556]	1.91	0.29
4:0:122:ILE:O	4:X:28:ARG:N[1_556]	1.91	0.29
4:2:367:PRO:O	4:Z:343:GLY:C[1_556]	1.91	0.29
4:0:110:LEU:N	4:X:154:ASP:CB[1_556]	1.91	0.29
4:3:250:ILE:CA	4:Z:114:ALA:CB[1_556]	1.91	0.29
4:3:197:GLY:CA	4:Z:76:ILE:N[1_556]	1.91	0.29
4:0:232:SER:OG	4:W:365:ALA:CB[1_556]	1.91	0.29
4:1:121:GLN:N	4:Y:340:TRP:CE2[1_556]	1.91	0.29
4:0:56:ASP:OD2	4:X:240:TYR:OH[1_556]	1.91	0.29
4:3:251:GLY:CA	4:Z:114:ALA:CA[1_556]	1.91	0.29
4:0:196:ARG:NE	4:W:115:ASN:CA[1_556]	1.91	0.29
4:1:307:PRO:CB	4:Y:227:MET:CB[1_556]	1.91	0.29
4:2:120:THR:N	4:Z:340:TRP:CE3[1_556]	1.91	0.29
4:1:33:SER:C	4:Y:210:ARG:NH1[1_556]	1.91	0.29
4:3:196:ARG:CZ	4:Z:114:ALA:C[1_556]	1.91	0.29
4:0:107:GLU:N	4:X:301:GLY:N[1_556]	1.91	0.29
4:0:140:LEU:CG	4:X:331:ALA:O[1_556]	1.91	0.29
4:3:40:HIS:CD2	4:Y:166:TYR:CA[1_556]	1.91	0.29
4:2:112:PRO:C	4:Z:137:GLN:CA[1_556]	1.91	0.29
4:4:40:HIS:ND1	4:Z:166:TYR:CB[1_556]	1.91	0.29
4:2:260:THR:C	4:Z:266:PHE:CA[1_556]	1.91	0.29
4:0:112:PRO:C	4:X:137:GLN:CA[1_556]	1.91	0.29
4:1:339:VAL:CG1	4:Y:335:ARG:NE[1_556]	1.91	0.29
4:2:121:GLN:N	4:Z:340:TRP:CE2[1_556]	1.91	0.29
4:2:40:HIS:ND1	4:X:166:TYR:CB[1_556]	1.91	0.29
4:0:264:PRO:O	4:W:173:HIS:CG[1_556]	1.91	0.29
4:0:177:ARG:NH2	4:X:159:VAL:CA[1_556]	1.91	0.29
4:0:307:PRO:N	4:X:227:MET:CG[1_556]	1.91	0.29
4:2:232:SER:N	4:Y:369:ILE:N[1_556]	1.91	0.29
4:1:104:LEU:CA	4:Y:334:GLU:CD[1_556]	1.91	0.29
4:0:281:SER:CB	4:X:276:GLU:CA[1_556]	1.91	0.29
4:1:271:SER:C	4:Y:270:GLU:CB[1_556]	1.91	0.29

Continued on next page...

Continued from previous page...

Atom-1	Atom-2	Interatomic distance (Å)	Clash overlap (Å)
4:2:72:GLU:CB	4:Z:183:ARG:NH2[1_556]	1.91	0.29
4:1:149:THR:CB	4:Y:327:ILE:CA[1_556]	1.91	0.29
4:2:171:LEU:CG	4:Z:282:ILE:CD1[1_556]	1.91	0.29
4:2:171:LEU:CD1	4:Z:282:ILE:CB[1_556]	1.91	0.29
4:0:217:CYS:CB	4:X:256:ARG:NH2[1_556]	1.91	0.29
4:2:366:GLY:CA	4:Z:347:ALA:CB[1_556]	1.91	0.29
4:3:230:ALA:CA	4:Z:368:SER:CA[1_556]	1.91	0.29
4:2:367:PRO:O	4:Z:342:GLY:O[1_556]	1.91	0.29
4:3:267:ILE:CA	4:Z:173:HIS:N[1_556]	1.91	0.29
4:0:183:ARG:CA	4:X:188:TYR:N[1_556]	1.91	0.29
4:2:133:TYR:CE1	4:Z:144:ALA:O[1_556]	1.91	0.29
4:1:231:ALA:CB	4:X:370:VAL:C[1_556]	1.91	0.29
4:3:191:LYS:NZ	4:Z:110:LEU:CG[1_556]	1.91	0.29
4:2:116:ARG:CA	4:Z:339:VAL:O[1_556]	1.91	0.29
4:2:64:ILE:CB	4:X:292:ASP:OD2[1_556]	1.91	0.29
4:0:83:GLU:CB	4:X:29:ALA:CA[1_556]	1.91	0.29
4:2:60:SER:C	4:Z:243:PRO:CB[1_556]	1.91	0.29
4:1:40:HIS:CD2	4:W:166:TYR:CB[1_556]	1.91	0.29
4:2:187:ASP:OD1	4:Z:190:MET:CB[1_556]	1.91	0.29
4:2:366:GLY:CA	4:Z:348:SER:N[1_556]	1.91	0.29
4:2:183:ARG:CB	4:Z:186:THR:CA[1_556]	1.91	0.29
4:1:123:MET:N	4:Y:26:ALA:C[1_556]	1.91	0.29
4:1:286:ASP:N	4:Y:283:MET:N[1_556]	1.91	0.29
4:0:293:LEU:C	4:X:320:LEU:CB[1_556]	1.91	0.29
4:1:185:LEU:O	4:Y:192:ILE:N[1_556]	1.91	0.29
4:0:72:GLU:CB	4:X:183:ARG:NH2[1_556]	1.91	0.29
4:1:365:ALA:CA	4:Y:349:LEU:O[1_556]	1.91	0.29
4:0:292:ASP:CA	4:X:321:ALA:C[1_556]	1.91	0.29
4:0:179:ASP:OD1	4:X:180:LEU:CA[1_556]	1.91	0.29
4:0:229:THR:O	4:W:369:ILE:N[1_556]	1.91	0.29
4:0:104:LEU:CD1	4:X:334:GLU:OE2[1_556]	1.91	0.29
4:2:33:SER:C	4:Z:210:ARG:NH1[1_556]	1.91	0.29
4:2:122:ILE:O	4:Z:28:ARG:N[1_556]	1.91	0.29
4:2:292:ASP:CA	4:Z:321:ALA:C[1_556]	1.91	0.29
4:0:271:SER:C	4:X:270:GLU:CB[1_556]	1.91	0.29
4:0:158:GLY:CA	4:X:185:LEU:N[1_556]	1.91	0.29
4:2:274:ILE:CA	4:Z:264:PRO:CD[1_556]	1.91	0.29
4:0:297:ASN:N	4:X:315:LYS:C[1_556]	1.91	0.29
4:2:9:VAL:CG1	4:Z:333:PRO:CB[1_556]	1.92	0.28
4:0:303:THR:CG2	4:X:257:CYS:C[1_556]	1.92	0.28
4:2:11:ASP:CB	4:Z:305:MET:SD[1_556]	1.92	0.28

Continued on next page...

Continued from previous page...

Atom-1	Atom-2	Interatomic distance (Å)	Clash overlap (Å)
4:1:121:GLN:CB	4:Y:9:VAL:CA[1_556]	1.92	0.28
4:0:299:MET:O	4:X:312:ARG:CB[1_556]	1.92	0.28
4:1:253:GLU:N	4:X:113:LYS:N[1_556]	1.92	0.28
4:0:150:GLY:C	4:X:317:ILE:CA[1_556]	1.92	0.28
4:1:260:THR:O	4:Y:265:SER:C[1_556]	1.92	0.28
4:1:183:ARG:N	4:Y:185:LEU:O[1_556]	1.92	0.28
4:1:178:LEU:C	4:Y:180:LEU:CD2[1_556]	1.92	0.28
4:2:133:TYR:CE1	4:Z:145:SER:CA[1_556]	1.92	0.28
4:0:185:LEU:O	4:X:191:LYS:CD[1_556]	1.92	0.28
4:1:365:ALA:CA	4:Y:349:LEU:CB[1_556]	1.92	0.28
4:1:209:VAL:O	4:Y:193:LEU:CA[1_556]	1.92	0.28
4:1:59:GLN:NE2	4:Y:208:ILE:CA[1_556]	1.92	0.28
4:2:135:ALA:N	4:Z:338:SER:OG[1_556]	1.92	0.28
4:0:366:GLY:CA	4:X:348:SER:N[1_556]	1.92	0.28
4:0:335:ARG:C	4:X:307:PRO:O[1_556]	1.92	0.28
4:2:293:LEU:C	4:Z:320:LEU:CB[1_556]	1.92	0.28
4:2:232:SER:OG	4:Y:365:ALA:CB[1_556]	1.92	0.28
4:0:267:ILE:CA	4:W:173:HIS:N[1_556]	1.92	0.28
4:1:69:TYR:CE2	4:Y:210:ARG:CD[1_556]	1.92	0.28
4:0:116:ARG:NH1	4:X:142:LEU:N[1_556]	1.92	0.28
4:1:372:ARG:NE	4:Y:143:TYR:N[1_556]	1.92	0.28
4:1:162:ASN:C	4:Y:274:ILE:CA[1_556]	1.92	0.28
4:0:107:GLU:OE2	4:X:300:SER:OG[1_556]	1.92	0.28
4:0:155:SER:CB	4:X:261:LEU:N[1_556]	1.92	0.28
4:2:173:HIS:CA	4:Z:174:ALA:C[1_556]	1.92	0.28
4:0:186:THR:CB	4:X:191:LYS:N[1_556]	1.92	0.28
4:1:148:THR:CB	4:Y:328:LYS:N[1_556]	1.92	0.28
4:2:299:MET:O	4:Z:312:ARG:CB[1_556]	1.92	0.28
4:3:253:GLU:N	4:Z:113:LYS:N[1_556]	1.92	0.28
4:0:112:PRO:N	4:X:137:GLN:CD[1_556]	1.92	0.28
4:1:35:VAL:CG1	4:Y:56:ASP:OD2[1_556]	1.92	0.28
4:2:264:PRO:O	4:Y:173:HIS:CG[1_556]	1.92	0.28
4:2:335:ARG:NE	4:Z:220:ALA:CA[1_556]	1.92	0.28
4:1:196:ARG:CB	4:X:111:ASN:OD1[1_556]	1.92	0.28
4:2:294:TYR:N	4:Z:320:LEU:CB[1_556]	1.92	0.28
4:0:367:PRO:O	4:X:343:GLY:C[1_556]	1.92	0.28
4:0:77:THR:N	4:X:15:GLY:C[1_556]	1.92	0.28
4:1:40:HIS:CD2	4:W:166:TYR:CA[1_556]	1.92	0.28
4:0:157:ASP:N	4:X:306:TYR:OH[1_556]	1.92	0.28
4:2:37:ARG:CZ	4:Z:56:ASP:CA[1_556]	1.92	0.28
4:0:41:GLN:N	4:V:167:GLU:OE1[1_556]	1.92	0.28

Continued on next page...

Continued from previous page...

Atom-1	Atom-2	Interatomic distance (Å)	Clash overlap (Å)
4:2:362:TYR:CB	4:Z:348:SER:OG[1_556]	1.92	0.28
4:0:120:THR:C	4:X:340:TRP:CE3[1_556]	1.92	0.28
4:3:192:ILE:CA	4:Z:110:LEU:C[1_556]	1.92	0.28
4:2:115:ASN:N	4:Z:106:THR:CB[1_556]	1.92	0.28
4:0:208:ILE:C	4:X:198:TYR:CD1[1_556]	1.92	0.28
4:0:293:LEU:CB	4:X:320:LEU:CB[1_556]	1.92	0.28
4:2:208:ILE:C	4:Z:198:TYR:CD1[1_556]	1.92	0.28
4:2:281:SER:CB	4:Z:276:GLU:CA[1_556]	1.92	0.28
4:1:372:ARG:CG	4:Y:143:TYR:CA[1_556]	1.92	0.28
4:0:120:THR:N	4:X:340:TRP:CE3[1_556]	1.92	0.28
4:0:332:PRO:CA	4:X:221:LEU:CD2[1_556]	1.92	0.28
4:1:67:LEU:CB	4:Y:207:GLU:CD[1_556]	1.92	0.28
4:1:186:THR:CB	4:Y:190:MET:O[1_556]	1.92	0.28
4:1:68:LYS:CD	4:Y:59:GLN:N[1_556]	1.92	0.28
4:0:306:TYR:O	4:X:227:MET:CG[1_556]	1.92	0.28
4:1:124:PHE:CB	4:Y:23:GLY:C[1_556]	1.92	0.28
4:0:186:THR:CB	4:X:190:MET:CA[1_556]	1.92	0.28
4:0:211:ASP:OD1	4:X:249:THR:CG2[1_556]	1.92	0.28
4:2:171:LEU:CD2	4:Z:282:ILE:CG1[1_556]	1.92	0.28
4:1:207:GLU:CD	4:Y:242:LEU:CD2[1_556]	1.92	0.28
4:0:189:LEU:CD2	4:X:195:GLU:CB[1_556]	1.92	0.28
4:1:171:LEU:CD2	4:Y:282:ILE:CG1[1_556]	1.92	0.28
4:1:196:ARG:CZ	4:X:114:ALA:C[1_556]	1.92	0.28
4:1:108:ALA:N	4:Y:300:SER:O[1_556]	1.92	0.28
4:1:120:THR:CA	4:Y:340:TRP:O[1_556]	1.92	0.28
4:2:305:MET:N	4:Z:255:PHE:C[1_556]	1.92	0.28
4:1:296:ASN:N	4:Y:319:ALA:CA[1_556]	1.92	0.28
4:0:267:ILE:CB	4:W:173:HIS:CA[1_556]	1.92	0.28
4:2:119:MET:CE	4:Z:337:TYR:C[1_556]	1.92	0.28
4:1:286:ASP:C	4:Y:283:MET:SD[1_556]	1.92	0.28
4:1:206:ARG:CB	4:Y:200:PHE:C[1_556]	1.92	0.28
4:1:303:THR:CG2	4:Y:256:ARG:O[1_556]	1.92	0.28
4:1:177:ARG:NH1	4:Y:159:VAL:O[1_556]	1.92	0.28
4:2:86:TRP:CZ3	4:Z:27:PRO:CG[1_556]	1.92	0.28
4:1:80:ASP:C	4:Y:31:PHE:CG[1_556]	1.92	0.28
4:1:280:ASN:O	4:Y:280:ASN:CG[1_556]	1.92	0.28
4:1:171:LEU:O	4:Y:281:SER:CB[1_556]	1.92	0.28
4:0:214:GLU:CB	4:X:250:ILE:CG2[1_556]	1.92	0.28
4:2:155:SER:CB	4:Z:261:LEU:N[1_556]	1.92	0.28
4:1:121:GLN:CG	4:Y:20:GLY:O[1_556]	1.92	0.28
4:1:304:THR:OG1	4:Y:223:PHE:CE1[1_556]	1.92	0.28

Continued on next page...

Continued from previous page...

Atom-1	Atom-2	Interatomic distance (Å)	Clash overlap (Å)
4:1:367:PRO:N	4:Y:347:ALA:N[1_556]	1.92	0.28
4:4:40:HIS:CD2	4:Z:166:TYR:CB[1_556]	1.92	0.28
4:1:264:PRO:CB	4:Y:268:GLY:O[1_556]	1.92	0.28
4:1:293:LEU:CB	4:Y:320:LEU:CB[1_556]	1.92	0.28
4:2:79:TRP:CA	4:Z:17:VAL:CB[1_556]	1.92	0.28
4:0:261:LEU:O	4:X:265:SER:C[1_556]	1.92	0.28
4:0:232:SER:N	4:W:369:ILE:N[1_556]	1.92	0.28
4:1:124:PHE:CB	4:Y:24:ASP:O[1_556]	1.92	0.28
4:0:73:HIS:NE2	4:X:184:ASP:OD1[1_556]	1.92	0.28
4:1:167:GLU:O	4:Y:295:ALA:CB[1_556]	1.92	0.28
4:0:120:THR:CA	4:X:340:TRP:CD2[1_556]	1.92	0.28
4:2:191:LYS:CB	4:Y:110:LEU:CD1[1_556]	1.92	0.28
4:3:40:HIS:N	4:Y:166:TYR:CE2[1_556]	1.92	0.28
4:1:150:GLY:C	4:Y:317:ILE:CA[1_556]	1.92	0.28
4:0:138:ALA:N	4:X:299:MET:SD[1_556]	1.92	0.28
4:1:210:ARG:NE	4:Y:193:LEU:CD2[1_556]	1.92	0.28
4:1:151:ILE:CD1	4:Y:276:GLU:CA[1_556]	1.92	0.28
4:1:197:GLY:CA	4:X:76:ILE:N[1_556]	1.92	0.28
4:2:186:THR:CB	4:Z:191:LYS:N[1_556]	1.92	0.28
4:0:79:TRP:CH2	4:X:18:LYS:CE[1_556]	1.92	0.28
4:0:187:ASP:OD1	4:X:190:MET:CB[1_556]	1.92	0.28
4:1:179:ASP:N	4:Y:180:LEU:CA[1_556]	1.92	0.28
4:2:265:SER:O	4:Y:173:HIS:ND1[1_556]	1.92	0.28
4:0:119:MET:CE	4:X:337:TYR:C[1_556]	1.92	0.28
4:2:185:LEU:O	4:Z:191:LYS:CD[1_556]	1.92	0.28
4:2:56:ASP:OD2	4:Z:240:TYR:OH[1_556]	1.92	0.28
4:0:362:TYR:O	4:X:348:SER:OG[1_556]	1.92	0.28
4:0:206:ARG:N	4:X:199:SER:N[1_556]	1.92	0.28
4:2:107:GLU:N	4:Z:301:GLY:N[1_556]	1.92	0.28
4:0:11:ASP:CB	4:X:305:MET:SD[1_556]	1.92	0.28
4:1:82:MET:O	4:Y:30:VAL:CB[1_556]	1.92	0.28
4:0:196:ARG:NH1	4:W:114:ALA:C[1_556]	1.92	0.28
4:2:73:HIS:CB	4:Z:157:ASP:C[1_556]	1.92	0.28
4:1:32:PRO:CB	4:Y:211:ASP:CA[1_556]	1.93	0.27
4:0:153:LEU:CD1	4:X:262:PHE:O[1_556]	1.93	0.27
4:1:175:ILE:CG1	4:Y:162:ASN:OD1[1_556]	1.93	0.27
4:0:135:ALA:N	4:X:338:SER:OG[1_556]	1.93	0.27
4:0:79:TRP:CA	4:X:17:VAL:CB[1_556]	1.93	0.27
4:1:370:VAL:CG1	4:Y:341:ILE:C[1_556]	1.93	0.27
4:3:267:ILE:C	4:Z:173:HIS:CA[1_556]	1.93	0.27
4:2:307:PRO:N	4:Z:227:MET:CG[1_556]	1.93	0.27

Continued on next page...

Continued from previous page...

Atom-1	Atom-2	Interatomic distance (Å)	Clash overlap (Å)
4:2:77:THR:N	4:Z:15:GLY:C[1_556]	1.93	0.27
4:0:121:GLN:C	4:X:340:TRP:CH2[1_556]	1.93	0.27
4:2:183:ARG:CA	4:Z:188:TYR:N[1_556]	1.93	0.27
4:2:14:SER:OG	4:Z:182:GLY:CA[1_556]	1.93	0.27
4:2:189:LEU:CD2	4:Z:195:GLU:CB[1_556]	1.93	0.27
4:0:362:TYR:CB	4:X:348:SER:OG[1_556]	1.93	0.27
4:1:149:THR:CG2	4:Y:327:ILE:CG1[1_556]	1.93	0.27
4:0:177:ARG:N	4:X:178:LEU:CD2[1_556]	1.93	0.27
4:2:136:ILE:CG2	4:Z:299:MET:CA[1_556]	1.93	0.27
4:2:281:SER:OG	4:Z:277:THR:C[1_556]	1.93	0.27
4:1:134:VAL:CG1	4:Y:338:SER:C[1_556]	1.93	0.27
4:2:120:THR:CA	4:Z:340:TRP:CD2[1_556]	1.93	0.27
4:2:196:ARG:NH1	4:Y:114:ALA:C[1_556]	1.93	0.27
4:1:37:ARG:CZ	4:Y:57:GLU:N[1_556]	1.93	0.27
4:0:133:TYR:CE1	4:X:144:ALA:O[1_556]	1.93	0.27
4:1:59:GLN:OE1	4:Y:208:ILE:CG2[1_556]	1.93	0.27
4:0:260:THR:C	4:X:266:PHE:CA[1_556]	1.93	0.27
4:2:261:LEU:O	4:Z:265:SER:C[1_556]	1.93	0.27
4:0:9:VAL:CG1	4:X:333:PRO:CB[1_556]	1.93	0.27
4:2:167:GLU:OE2	4:Z:326:LYS:CG[1_556]	1.93	0.27
4:0:63:GLY:N	4:V:287:ILE:C[1_556]	1.93	0.27
4:0:116:ARG:CA	4:X:339:VAL:O[1_556]	1.93	0.27
4:1:77:THR:N	4:Y:15:GLY:C[1_556]	1.93	0.27
4:2:211:ASP:OD1	4:Z:249:THR:CG2[1_556]	1.93	0.27
4:1:252:ASN:N	4:X:114:ALA:N[1_556]	1.93	0.27
4:2:229:THR:O	4:Y:369:ILE:N[1_556]	1.93	0.27
4:2:213:LYS:C	4:Z:253:GLU:CG[1_556]	1.93	0.27
4:1:250:ILE:CA	4:X:114:ALA:CB[1_556]	1.93	0.27
4:0:335:ARG:CD	4:X:220:ALA:O[1_556]	1.93	0.27
4:1:305:MET:O	4:Y:255:PHE:CG[1_556]	1.93	0.27
4:2:170:ALA:O	4:Z:151:ILE:C[1_556]	1.93	0.27
4:0:183:ARG:NE	4:X:186:THR:CG2[1_556]	1.93	0.27
4:2:183:ARG:NE	4:Z:186:THR:CG2[1_556]	1.93	0.27
4:0:303:THR:O	4:X:256:ARG:O[1_556]	1.93	0.27
4:1:83:GLU:CG	4:Y:29:ALA:CA[1_556]	1.93	0.27
4:2:303:THR:O	4:Z:256:ARG:O[1_556]	1.93	0.27
4:2:286:ASP:CG	4:Z:290:ARG:CZ[1_556]	1.93	0.27
4:2:138:ALA:N	4:Z:299:MET:SD[1_556]	1.93	0.27
4:2:196:ARG:NE	4:Y:115:ASN:CA[1_556]	1.93	0.27
4:2:211:ASP:CG	4:Z:249:THR:N[1_556]	1.93	0.27
4:0:122:ILE:O	4:X:26:ALA:O[1_556]	1.93	0.27

Continued on next page...

Continued from previous page...

Atom-1	Atom-2	Interatomic distance (Å)	Clash overlap (Å)
4:1:175:ILE:CD1	4:Y:162:ASN:CB[1_556]	1.93	0.27
4:1:230:ALA:CA	4:X:368:SER:CA[1_556]	1.93	0.27
4:1:149:THR:CA	4:Y:327:ILE:CA[1_556]	1.93	0.27
4:2:339:VAL:CG1	4:Z:335:ARG:NE[1_556]	1.93	0.27
4:0:294:TYR:N	4:X:320:LEU:CB[1_556]	1.93	0.27
4:0:173:HIS:CA	4:X:174:ALA:C[1_556]	1.93	0.27
4:1:211:ASP:CG	4:Y:249:THR:CA[1_556]	1.93	0.27
4:2:185:LEU:O	4:Z:191:LYS:CG[1_556]	1.93	0.27
4:2:179:ASP:OD1	4:Z:180:LEU:CA[1_556]	1.93	0.27
4:0:81:ASP:CG	4:X:32:PRO:CG[1_556]	1.93	0.27
4:0:305:MET:N	4:X:255:PHE:C[1_556]	1.93	0.27
4:0:64:ILE:CB	4:V:292:ASP:OD2[1_556]	1.93	0.27
4:2:116:ARG:NH1	4:Z:142:LEU:N[1_556]	1.93	0.27
4:0:183:ARG:CB	4:X:186:THR:CA[1_556]	1.93	0.27
4:2:207:GLU:CD	4:Z:242:LEU:CG[1_556]	1.93	0.27
4:1:104:LEU:N	4:Y:334:GLU:CG[1_556]	1.93	0.27
4:1:232:SER:CB	4:X:366:GLY:O[1_556]	1.93	0.27
4:2:106:THR:N	4:Z:334:GLU:O[1_556]	1.93	0.27
4:0:162:ASN:C	4:X:274:ILE:CA[1_556]	1.93	0.27
4:0:115:ASN:N	4:X:106:THR:CB[1_556]	1.93	0.27
4:0:136:ILE:CG2	4:X:299:MET:CA[1_556]	1.93	0.27
4:1:104:LEU:CD1	4:Y:333:PRO:CD[1_556]	1.93	0.27
4:2:271:SER:C	4:Z:270:GLU:CB[1_556]	1.93	0.27
4:2:115:ASN:O	4:Z:11:ASP:CB[1_556]	1.93	0.27
4:2:365:ALA:CA	4:Z:349:LEU:O[1_556]	1.93	0.27
4:3:231:ALA:CB	4:Z:370:VAL:C[1_556]	1.93	0.27
4:1:72:GLU:OE1	4:Y:183:ARG:NH2[1_556]	1.93	0.27
4:4:62:ARG:CB	4:Z:288:ASP:OD1[1_556]	1.93	0.27
4:2:106:THR:C	4:Z:336:LYS:N[1_556]	1.93	0.27
4:2:237:GLU:CD	4:Y:114:ALA:O[1_556]	1.93	0.27
4:0:274:ILE:CA	4:X:264:PRO:CD[1_556]	1.93	0.27
4:3:252:ASN:ND2	4:Z:117:GLU:CD[1_556]	1.93	0.27
4:2:252:ASN:CB	4:Y:113:LYS:C[1_556]	1.93	0.27
4:1:295:ALA:C	4:Y:319:ALA:N[1_556]	1.93	0.27
4:2:213:LYS:CB	4:Z:192:ILE:C[1_556]	1.93	0.27
4:1:163:VAL:N	4:Y:274:ILE:C[1_556]	1.93	0.27
4:1:164:PRO:CD	4:Y:278:THR:OG1[1_556]	1.93	0.27
4:2:202:THR:C	4:Z:201:VAL:CG2[1_556]	1.93	0.27
4:1:80:ASP:N	4:Y:31:PHE:CE1[1_556]	1.93	0.27
4:0:180:LEU:N	4:X:267:ILE:CD1[1_556]	1.93	0.27
4:0:183:ARG:C	4:X:188:TYR:CA[1_556]	1.93	0.27

Continued on next page...

Continued from previous page...

Atom-1	Atom-2	Interatomic distance (Å)	Clash overlap (Å)
4:1:267:ILE:CA	4:X:173:HIS:N[1_556]	1.93	0.27
4:1:108:ALA:N	4:Y:301:GLY:N[1_556]	1.93	0.27
4:2:107:GLU:OE2	4:Z:300:SER:OG[1_556]	1.93	0.27
4:2:76:ILE:C	4:Z:16:LEU:O[1_556]	1.93	0.27
4:1:140:LEU:CB	4:Y:331:ALA:CA[1_556]	1.93	0.27
4:2:300:SER:OG	4:Z:309:ILE:CB[1_556]	1.93	0.27
4:1:369:ILE:CB	4:Y:346:LEU:CA[1_556]	1.93	0.27
4:0:86:TRP:CZ3	4:X:27:PRO:CG[1_556]	1.93	0.27
4:0:207:GLU:OE1	4:X:242:LEU:CD1[1_556]	1.93	0.27
4:3:192:ILE:CB	4:Z:110:LEU:O[1_556]	1.93	0.27
4:0:250:ILE:CA	4:W:114:ALA:CB[1_556]	1.93	0.27
4:1:339:VAL:O	4:Y:335:ARG:NH2[1_556]	1.93	0.27
4:2:335:ARG:CD	4:Z:220:ALA:O[1_556]	1.93	0.27
4:0:81:ASP:OD1	4:X:56:ASP:OD2[1_556]	1.93	0.27
4:2:120:THR:C	4:Z:340:TRP:CE3[1_556]	1.93	0.27
4:2:82:MET:N	4:Z:31:PHE:CA[1_556]	1.93	0.27
4:0:104:LEU:CD2	4:X:333:PRO:CA[1_556]	1.94	0.26
4:0:272:ALA:CA	4:X:270:GLU:CB[1_556]	1.94	0.26
4:1:367:PRO:O	4:Y:343:GLY:C[1_556]	1.94	0.26
4:1:168:GLY:N	4:Y:295:ALA:CA[1_556]	1.94	0.26
4:1:124:PHE:C	4:Y:24:ASP:OD1[1_556]	1.94	0.26
4:1:40:HIS:N	4:W:166:TYR:CE2[1_556]	1.94	0.26
4:1:119:MET:C	4:Y:340:TRP:CE3[1_556]	1.94	0.26
4:1:292:ASP:CB	4:Y:321:ALA:CA[1_556]	1.94	0.26
4:1:169:TYR:O	4:Y:293:LEU:O[1_556]	1.94	0.26
4:2:121:GLN:C	4:Z:340:TRP:CH2[1_556]	1.94	0.26
4:0:213:LYS:CB	4:X:192:ILE:C[1_556]	1.94	0.26
4:1:168:GLY:O	4:Y:296:ASN:O[1_556]	1.94	0.26
4:1:79:TRP:O	4:Y:31:PHE:CD1[1_556]	1.94	0.26
4:1:192:ILE:CA	4:X:110:LEU:C[1_556]	1.94	0.26
4:1:162:ASN:ND2	4:Y:273:GLY:CA[1_556]	1.94	0.26
4:2:305:MET:O	4:Z:255:PHE:CG[1_556]	1.94	0.26
4:0:168:GLY:CA	4:X:295:ALA:C[1_556]	1.94	0.26
4:2:267:ILE:CA	4:Y:173:HIS:N[1_556]	1.94	0.26
4:1:120:THR:N	4:Y:340:TRP:CB[1_556]	1.94	0.26
4:1:31:PHE:CA	4:Y:215:LYS:NZ[1_556]	1.94	0.26
4:2:150:GLY:C	4:Z:317:ILE:CA[1_556]	1.94	0.26
4:1:107:GLU:OE2	4:Y:141:SER:CB[1_556]	1.94	0.26
4:0:286:ASP:CG	4:X:290:ARG:CZ[1_556]	1.94	0.26
4:0:335:ARG:NE	4:X:220:ALA:CA[1_556]	1.94	0.26
4:0:207:GLU:CD	4:X:242:LEU:CG[1_556]	1.94	0.26

Continued on next page...

Continued from previous page...

Atom-1	Atom-2	Interatomic distance (Å)	Clash overlap (Å)
4:0:172:PRO:CD	4:X:164:PRO:CG[1_556]	1.94	0.26
4:1:126:THR:CG2	4:Y:28:ARG:CG[1_556]	1.94	0.26
4:1:282:ILE:C	4:Y:280:ASN:ND2[1_556]	1.94	0.26
4:2:233:SER:CA	4:Y:367:PRO:CG[1_556]	1.94	0.26
4:2:168:GLY:CA	4:Z:295:ALA:C[1_556]	1.94	0.26
4:2:72:GLU:CG	4:Z:157:ASP:OD2[1_556]	1.94	0.26
4:1:180:LEU:CD2	4:Y:267:ILE:O[1_556]	1.94	0.26
4:3:252:ASN:N	4:Z:114:ALA:N[1_556]	1.94	0.26
4:2:73:HIS:NE2	4:Z:184:ASP:OD1[1_556]	1.94	0.26
4:2:81:ASP:OD1	4:Z:56:ASP:OD2[1_556]	1.94	0.26
4:0:167:GLU:OE2	4:X:326:LYS:CG[1_556]	1.94	0.26
4:0:115:ASN:O	4:X:11:ASP:CB[1_556]	1.94	0.26
4:0:182:GLY:O	4:X:188:TYR:O[1_556]	1.94	0.26
4:2:267:ILE:CB	4:Y:173:HIS:CA[1_556]	1.94	0.26
4:2:158:GLY:CA	4:Z:185:LEU:N[1_556]	1.94	0.26
4:2:286:ASP:N	4:Z:283:MET:N[1_556]	1.94	0.26
4:0:167:GLU:OE2	4:X:326:LYS:O[1_556]	1.94	0.26
4:1:192:ILE:CB	4:X:110:LEU:O[1_556]	1.94	0.26
4:2:206:ARG:N	4:Z:199:SER:N[1_556]	1.94	0.26
4:0:107:GLU:CD	4:X:300:SER:OG[1_556]	1.94	0.26
4:2:370:VAL:CG1	4:Z:343:GLY:N[1_556]	1.94	0.26
4:3:252:ASN:O	4:Z:113:LYS:CB[1_556]	1.94	0.26
4:0:59:GLN:NE2	4:X:207:GLU:C[1_556]	1.94	0.26
4:0:265:SER:O	4:W:173:HIS:ND1[1_556]	1.94	0.26
4:2:86:TRP:NE1	4:Z:337:TYR:CE2[1_556]	1.94	0.26
4:1:372:ARG:NH1	4:Y:145:SER:CB[1_556]	1.94	0.26
4:1:149:THR:C	4:Y:327:ILE:CB[1_556]	1.94	0.26
4:0:72:GLU:CG	4:X:157:ASP:OD2[1_556]	1.94	0.26
4:0:370:VAL:CG1	4:X:343:GLY:N[1_556]	1.94	0.26
4:1:176:MET:O	4:Y:178:LEU:CD2[1_556]	1.94	0.26
4:2:79:TRP:CH2	4:Z:18:LYS:CE[1_556]	1.94	0.26
4:2:165:ILE:CB	4:Z:297:ASN:CB[1_556]	1.94	0.26
4:1:113:LYS:N	4:Y:137:GLN:CB[1_556]	1.94	0.26
4:1:293:LEU:CD2	4:Y:279:TYR:CG[1_556]	1.94	0.26
4:0:106:THR:C	4:X:336:LYS:N[1_556]	1.94	0.26
4:0:37:ARG:CG	4:X:60:SER:CB[1_556]	1.94	0.26
4:0:185:LEU:O	4:X:191:LYS:CG[1_556]	1.94	0.26
4:3:266:PHE:CB	4:Z:172:PRO:CG[1_556]	1.94	0.26
4:2:209:VAL:O	4:Z:193:LEU:CA[1_556]	1.94	0.26
4:1:209:VAL:CG1	4:Y:194:THR:CG2[1_556]	1.94	0.26
4:1:212:ILE:N	4:Y:196:ARG:CD[1_556]	1.94	0.26

Continued on next page...

Continued from previous page...

Atom-1	Atom-2	Interatomic distance (Å)	Clash overlap (Å)
4:0:296:ASN:N	4:X:319:ALA:CA[1_556]	1.94	0.26
4:2:272:ALA:CA	4:Z:270:GLU:CB[1_556]	1.94	0.26
4:2:122:ILE:O	4:Z:26:ALA:O[1_556]	1.94	0.26
4:1:109:PRO:O	4:Y:154:ASP:CB[1_556]	1.94	0.26
4:2:79:TRP:CE3	4:Z:18:LYS:CB[1_556]	1.94	0.26
4:2:177:ARG:N	4:Z:178:LEU:CD2[1_556]	1.94	0.26
4:1:252:ASN:ND2	4:X:117:GLU:CD[1_556]	1.94	0.26
4:2:293:LEU:CB	4:Z:320:LEU:CB[1_556]	1.94	0.26
4:2:306:TYR:O	4:Z:227:MET:CG[1_556]	1.94	0.26
4:0:136:ILE:CB	4:X:299:MET:N[1_556]	1.94	0.26
4:2:207:GLU:OE1	4:Z:242:LEU:CD1[1_556]	1.94	0.26
4:0:290:ARG:CA	4:X:320:LEU:O[1_556]	1.94	0.26
4:2:109:PRO:O	4:Z:154:ASP:CB[1_556]	1.94	0.26
4:0:237:GLU:CD	4:W:114:ALA:O[1_556]	1.94	0.26
4:0:79:TRP:N	4:X:17:VAL:N[1_556]	1.94	0.26
4:1:233:SER:O	4:X:367:PRO:N[1_556]	1.94	0.26
4:1:285:CYS:SG	4:Y:279:TYR:CA[1_556]	1.94	0.26
4:2:369:ILE:CB	4:Z:345:ILE:O[1_556]	1.94	0.26
4:1:186:THR:N	4:Y:192:ILE:N[1_556]	1.94	0.26
4:2:167:GLU:OE2	4:Z:326:LYS:O[1_556]	1.94	0.26
4:0:79:TRP:CE3	4:X:18:LYS:CB[1_556]	1.94	0.26
4:1:267:ILE:C	4:X:173:HIS:CA[1_556]	1.94	0.26
4:4:63:GLY:O	4:Z:289:ILE:CB[1_556]	1.94	0.26
4:2:162:ASN:C	4:Z:274:ILE:CA[1_556]	1.94	0.26
4:0:82:MET:N	4:X:31:PHE:CA[1_556]	1.94	0.26
4:2:166:TYR:CE1	4:Z:294:TYR:CD2[1_556]	1.94	0.26
4:2:181:ALA:CB	4:Z:185:LEU:CG[1_556]	1.94	0.26
4:0:267:ILE:CG1	4:W:173:HIS:CB[1_556]	1.94	0.26
4:1:232:SER:N	4:X:369:ILE:N[1_556]	1.94	0.26
4:0:120:THR:N	4:X:340:TRP:CB[1_556]	1.94	0.26
4:0:339:VAL:CG1	4:X:335:ARG:NE[1_556]	1.94	0.26
4:0:170:ALA:O	4:X:151:ILE:C[1_556]	1.94	0.26
4:2:172:PRO:CD	4:Z:164:PRO:CG[1_556]	1.94	0.26
4:2:362:TYR:O	4:Z:348:SER:OG[1_556]	1.94	0.26
4:1:172:PRO:C	4:Y:162:ASN:O[1_556]	1.94	0.26
4:1:126:THR:CA	4:Y:28:ARG:CG[1_556]	1.94	0.26
4:0:233:SER:CA	4:W:367:PRO:CG[1_556]	1.94	0.26
4:0:211:ASP:CG	4:X:249:THR:N[1_556]	1.94	0.26
4:2:80:ASP:N	4:Z:31:PHE:CE1[1_556]	1.94	0.26
4:3:232:SER:CB	4:Z:366:GLY:O[1_556]	1.94	0.26
4:2:82:MET:N	4:Z:30:VAL:O[1_556]	1.94	0.26

Continued on next page...

Continued from previous page...

Atom-1	Atom-2	Interatomic distance (Å)	Clash overlap (Å)
4:1:281:SER:OG	4:Y:277:THR:C[1_556]	1.94	0.26
4:0:202:THR:C	4:X:201:VAL:CG2[1_556]	1.94	0.26
4:1:214:GLU:CB	4:Y:250:ILE:CG2[1_556]	1.94	0.26
4:1:155:SER:N	4:Y:261:LEU:CD1[1_556]	1.94	0.26
4:1:155:SER:C	4:Y:258:PRO:CA[1_556]	1.94	0.26
4:1:123:MET:CA	4:Y:26:ALA:CA[1_556]	1.94	0.26
4:1:59:GLN:CG	4:Y:208:ILE:CG2[1_556]	1.94	0.26
4:2:158:GLY:C	4:Z:181:ALA:C[1_556]	1.94	0.26
4:0:166:TYR:CE1	4:X:294:TYR:CD2[1_556]	1.94	0.26
4:0:62:ARG:C	4:V:288:ASP:N[1_556]	1.94	0.26
4:1:180:LEU:O	4:Y:260:THR:CG2[1_556]	1.94	0.26
4:0:40:HIS:CG	4:V:166:TYR:CD1[1_556]	1.94	0.26
4:1:158:GLY:C	4:Y:181:ALA:C[1_556]	1.95	0.25
4:0:252:ASN:CB	4:W:113:LYS:C[1_556]	1.95	0.25
4:0:110:LEU:N	4:X:154:ASP:O[1_556]	1.95	0.25
4:1:252:ASN:CB	4:X:113:LYS:C[1_556]	1.95	0.25
4:2:59:GLN:NE2	4:Z:207:GLU:C[1_556]	1.95	0.25
4:1:252:ASN:O	4:X:113:LYS:CB[1_556]	1.95	0.25
4:2:305:MET:O	4:Z:255:PHE:CD2[1_556]	1.95	0.25
4:1:116:ARG:CZ	4:Y:141:SER:N[1_556]	1.95	0.25
4:2:197:GLY:N	4:Y:75:ILE:CB[1_556]	1.95	0.25
4:2:104:LEU:CD2	4:Z:333:PRO:CA[1_556]	1.95	0.25
4:0:186:THR:CB	4:X:190:MET:O[1_556]	1.95	0.25
4:2:81:ASP:CG	4:Z:32:PRO:CG[1_556]	1.95	0.25
4:1:215:LYS:CA	4:Y:196:ARG:NH1[1_556]	1.95	0.25
4:1:9:VAL:CG1	4:Y:333:PRO:CB[1_556]	1.95	0.25
4:1:137:GLN:CB	4:Y:304:THR:CG2[1_556]	1.95	0.25
4:1:166:TYR:CE2	4:Y:291:LYS:CA[1_556]	1.95	0.25
4:2:290:ARG:CA	4:Z:320:LEU:O[1_556]	1.95	0.25
4:0:162:ASN:CA	4:X:275:HIS:N[1_556]	1.95	0.25
4:2:213:LYS:NZ	4:Z:189:LEU:CD1[1_556]	1.95	0.25
4:1:123:MET:CE	4:Y:27:PRO:CD[1_556]	1.95	0.25
4:2:153:LEU:CD1	4:Z:262:PHE:O[1_556]	1.95	0.25
4:1:171:LEU:O	4:Y:281:SER:OG[1_556]	1.95	0.25
4:0:209:VAL:N	4:X:198:TYR:CD2[1_556]	1.95	0.25
4:1:180:LEU:N	4:Y:267:ILE:CD1[1_556]	1.95	0.25
4:0:177:ARG:CB	4:X:178:LEU:C[1_556]	1.95	0.25
4:0:170:ALA:N	4:X:151:ILE:CG2[1_556]	1.95	0.25
4:1:76:ILE:CG2	4:Y:16:LEU:O[1_556]	1.95	0.25
4:1:183:ARG:CB	4:Y:187:ASP:CA[1_556]	1.95	0.25
4:1:160:THR:CA	4:Y:180:LEU:CD1[1_556]	1.95	0.25

Continued on next page...

Continued from previous page...

Atom-1	Atom-2	Interatomic distance (Å)	Clash overlap (Å)
4:0:73:HIS:CB	4:X:157:ASP:C[1_556]	1.95	0.25
4:1:291:LYS:CE	4:Y:322:PRO:C[1_556]	1.95	0.25
4:2:136:ILE:CB	4:Z:299:MET:N[1_556]	1.95	0.25
4:1:73:HIS:C	4:Y:157:ASP:CA[1_556]	1.95	0.25
4:2:186:THR:CB	4:Z:190:MET:O[1_556]	1.95	0.25
4:1:233:SER:CA	4:X:367:PRO:C[1_556]	1.95	0.25
4:1:81:ASP:CB	4:Y:32:PRO:N[1_556]	1.95	0.25
4:1:166:TYR:C	4:Y:294:TYR:N[1_556]	1.95	0.25
4:2:177:ARG:CB	4:Z:178:LEU:C[1_556]	1.95	0.25
4:0:86:TRP:NE1	4:X:337:TYR:CE2[1_556]	1.95	0.25
4:2:301:GLY:C	4:Z:258:PRO:CG[1_556]	1.95	0.25
4:0:281:SER:OG	4:X:277:THR:C[1_556]	1.95	0.25
4:2:209:VAL:N	4:Z:198:TYR:CD2[1_556]	1.95	0.25
4:1:71:ILE:O	4:Y:157:ASP:CG[1_556]	1.95	0.25
4:0:365:ALA:CB	4:X:349:LEU:CG[1_556]	1.95	0.25
4:1:372:ARG:CG	4:Y:147:ARG:O[1_556]	1.95	0.25
4:2:231:ALA:N	4:Y:371:HIS:N[1_556]	1.95	0.25
4:1:207:GLU:CA	4:Y:200:PHE:CD1[1_556]	1.95	0.25
4:1:362:TYR:O	4:Y:348:SER:N[1_556]	1.95	0.25
4:2:183:ARG:C	4:Z:188:TYR:CA[1_556]	1.95	0.25
4:2:63:GLY:N	4:X:287:ILE:C[1_556]	1.95	0.25
4:1:123:MET:O	4:Y:26:ALA:O[1_556]	1.95	0.25
4:1:63:GLY:O	4:W:289:ILE:CB[1_556]	1.95	0.25
4:1:284:LYS:N	4:Y:280:ASN:ND2[1_556]	1.95	0.25
4:0:122:ILE:CA	4:X:19:ALA:O[1_556]	1.95	0.25
4:1:209:VAL:CB	4:Y:194:THR:C[1_556]	1.95	0.25
4:2:62:ARG:CB	4:X:288:ASP:OD1[1_556]	1.95	0.25
4:0:182:GLY:C	4:X:189:LEU:CA[1_556]	1.95	0.25
4:0:365:ALA:CA	4:X:349:LEU:O[1_556]	1.95	0.25
4:2:297:ASN:C	4:Z:316:GLU:CG[1_556]	1.95	0.25
4:1:272:ALA:O	4:Y:270:GLU:N[1_556]	1.95	0.25
4:1:30:VAL:CG1	4:Y:215:LYS:CB[1_556]	1.95	0.25
4:0:296:ASN:O	4:X:315:LYS:C[1_556]	1.95	0.25
4:0:104:LEU:CA	4:X:334:GLU:CD[1_556]	1.95	0.25
4:1:367:PRO:CB	4:Y:343:GLY:O[1_556]	1.95	0.25
4:2:104:LEU:CA	4:Z:334:GLU:CD[1_556]	1.95	0.25
4:0:213:LYS:C	4:X:253:GLU:CG[1_556]	1.95	0.25
4:2:296:ASN:N	4:Z:319:ALA:CA[1_556]	1.95	0.25
4:0:286:ASP:N	4:X:283:MET:N[1_556]	1.95	0.25
4:0:69:TYR:CE2	4:X:210:ARG:CB[1_556]	1.95	0.25
4:0:109:PRO:O	4:X:154:ASP:CB[1_556]	1.95	0.25

Continued on next page...

Continued from previous page...

Atom-1	Atom-2	Interatomic distance (Å)	Clash overlap (Å)
4:1:112:PRO:C	4:Y:137:GLN:CD[1_556]	1.95	0.25
4:2:140:LEU:CB	4:Z:331:ALA:CA[1_556]	1.95	0.25
4:3:233:SER:O	4:Z:367:PRO:N[1_556]	1.95	0.25
4:0:371:HIS:O	4:X:140:LEU:N[1_556]	1.95	0.25
4:0:224:GLU:OE2	4:Y:41:GLN:CG[1_556]	1.95	0.25
4:2:122:ILE:CA	4:Z:19:ALA:O[1_556]	1.95	0.25
4:0:59:GLN:CG	4:X:208:ILE:CG2[1_556]	1.95	0.25
4:1:161:HIS:NE2	4:Y:160:THR:CA[1_556]	1.95	0.25
4:2:206:ARG:CB	4:Z:199:SER:O[1_556]	1.95	0.25
4:0:277:THR:CG2	4:X:272:ALA:CA[1_556]	1.95	0.25
4:2:63:GLY:O	4:X:289:ILE:CB[1_556]	1.95	0.25
4:0:206:ARG:CB	4:X:199:SER:O[1_556]	1.95	0.25
4:2:172:PRO:C	4:Z:162:ASN:O[1_556]	1.95	0.25
4:1:173:HIS:CG	4:Y:174:ALA:O[1_556]	1.95	0.25
4:1:218:TYR:OH	4:Y:231:ALA:CA[1_556]	1.95	0.25
4:1:330:ILE:CD1	4:Y:315:LYS:CG[1_556]	1.95	0.25
4:3:232:SER:N	4:Z:369:ILE:N[1_556]	1.95	0.25
4:0:301:GLY:C	4:X:258:PRO:CG[1_556]	1.95	0.25
4:1:372:ARG:NE	4:Y:143:TYR:CA[1_556]	1.95	0.25
4:0:106:THR:N	4:X:334:GLU:O[1_556]	1.95	0.25
4:1:126:THR:OG1	4:Y:28:ARG:N[1_556]	1.95	0.25
4:1:266:PHE:CB	4:X:172:PRO:CG[1_556]	1.95	0.25
4:0:176:MET:CB	4:X:277:THR:OG1[1_556]	1.95	0.25
4:2:79:TRP:CZ3	4:Z:18:LYS:CA[1_556]	1.95	0.25
4:1:115:ASN:O	4:Y:11:ASP:OD2[1_556]	1.95	0.25
4:2:182:GLY:C	4:Z:189:LEU:CA[1_556]	1.95	0.25
4:1:81:ASP:C	4:Y:31:PHE:CA[1_556]	1.95	0.25
4:1:83:GLU:CD	4:Y:29:ALA:CB[1_556]	1.95	0.25
4:2:180:LEU:N	4:Z:267:ILE:CD1[1_556]	1.95	0.25
4:2:250:ILE:CA	4:Y:114:ALA:CB[1_556]	1.95	0.25
4:0:336:LYS:CA	4:X:218:TYR:CB[1_556]	1.95	0.25
4:2:182:GLY:O	4:Z:188:TYR:O[1_556]	1.95	0.25
4:1:82:MET:C	4:Y:30:VAL:CG1[1_556]	1.95	0.25
4:0:297:ASN:C	4:X:316:GLU:CG[1_556]	1.96	0.24
4:2:79:TRP:N	4:Z:17:VAL:N[1_556]	1.96	0.24
4:0:120:THR:CA	4:X:340:TRP:O[1_556]	1.96	0.24
4:2:35:VAL:CG1	4:Z:56:ASP:OD2[1_556]	1.96	0.24
4:0:300:SER:OG	4:X:309:ILE:CB[1_556]	1.96	0.24
4:0:231:ALA:CA	4:W:370:VAL:CA[1_556]	1.96	0.24
4:0:209:VAL:O	4:X:193:LEU:CA[1_556]	1.96	0.24
4:3:252:ASN:CB	4:Z:113:LYS:C[1_556]	1.96	0.24

Continued on next page...

Continued from previous page...

Atom-1	Atom-2	Interatomic distance (Å)	Clash overlap (Å)
4:1:369:ILE:CB	4:Y:345:ILE:O[1_556]	1.96	0.24
4:1:117:GLU:CB	4:Y:104:LEU:CD2[1_556]	1.96	0.24
4:2:365:ALA:CB	4:Z:349:LEU:CG[1_556]	1.96	0.24
4:2:231:ALA:CB	4:Y:370:VAL:C[1_556]	1.96	0.24
4:3:270:GLU:CG	4:Z:286:ASP:N[1_556]	1.96	0.24
4:1:298:VAL:N	4:Y:316:GLU:CB[1_556]	1.96	0.24
4:0:231:ALA:N	4:W:371:HIS:N[1_556]	1.96	0.24
4:1:206:ARG:CD	4:Y:200:PHE:C[1_556]	1.96	0.24
4:0:76:ILE:C	4:X:16:LEU:O[1_556]	1.96	0.24
4:1:157:ASP:N	4:Y:306:TYR:OH[1_556]	1.96	0.24
4:1:64:ILE:CB	4:W:292:ASP:OD2[1_556]	1.96	0.24
4:0:116:ARG:CD	4:X:141:SER:CA[1_556]	1.96	0.24
4:1:210:ARG:N	4:Y:193:LEU:CA[1_556]	1.96	0.24
4:2:37:ARG:CG	4:Z:60:SER:CB[1_556]	1.96	0.24
4:1:72:GLU:CG	4:Y:183:ARG:NE[1_556]	1.96	0.24
4:2:168:GLY:O	4:Z:296:ASN:CA[1_556]	1.96	0.24
4:2:267:ILE:CG1	4:Y:173:HIS:CB[1_556]	1.96	0.24
4:1:309:ILE:CG2	4:Y:259:GLU:OE2[1_556]	1.96	0.24
4:0:126:THR:OG1	4:X:28:ARG:N[1_556]	1.96	0.24
4:2:229:THR:C	4:Y:368:SER:O[1_556]	1.96	0.24
4:2:189:LEU:CD2	4:Z:196:ARG:N[1_556]	1.96	0.24
4:2:176:MET:CB	4:Z:277:THR:OG1[1_556]	1.96	0.24
4:0:231:ALA:C	4:W:369:ILE:CG2[1_556]	1.96	0.24
4:0:84:LYS:CE	4:X:56:ASP:OD1[1_556]	1.96	0.24
4:2:68:LYS:CD	4:Z:59:GLN:N[1_556]	1.96	0.24
4:0:307:PRO:CB	4:X:227:MET:O[1_556]	1.96	0.24
4:0:305:MET:O	4:X:255:PHE:CG[1_556]	1.96	0.24
4:1:277:THR:O	4:Y:272:ALA:CB[1_556]	1.96	0.24
4:1:79:TRP:NE1	4:Y:11:ASP:O[1_556]	1.96	0.24
4:1:73:HIS:C	4:Y:157:ASP:C[1_556]	1.96	0.24
4:1:306:TYR:O	4:Y:227:MET:CG[1_556]	1.96	0.24
4:0:181:ALA:CB	4:X:185:LEU:CG[1_556]	1.96	0.24
4:2:110:LEU:N	4:Z:154:ASP:O[1_556]	1.96	0.24
4:2:371:HIS:O	4:Z:140:LEU:N[1_556]	1.96	0.24
4:1:107:GLU:OE2	4:Y:300:SER:OG[1_556]	1.96	0.24
4:1:167:GLU:CA	4:Y:294:TYR:C[1_556]	1.96	0.24
4:0:189:LEU:CD2	4:X:196:ARG:N[1_556]	1.96	0.24
4:0:168:GLY:O	4:X:296:ASN:CA[1_556]	1.96	0.24
4:1:60:SER:CB	4:Y:243:PRO:CB[1_556]	1.96	0.24
4:1:183:ARG:C	4:Y:188:TYR:CA[1_556]	1.96	0.24
4:2:170:ALA:N	4:Z:151:ILE:CG2[1_556]	1.96	0.24

Continued on next page...

Continued from previous page...

Atom-1	Atom-2	Interatomic distance (Å)	Clash overlap (Å)
4:2:107:GLU:CD	4:Z:300:SER:OG[1_556]	1.96	0.24
4:0:16:LEU:CD1	4:X:215:LYS:N[1_556]	1.96	0.24
4:1:177:ARG:NH2	4:Y:159:VAL:CA[1_556]	1.96	0.24
4:1:37:ARG:CG	4:Y:60:SER:CB[1_556]	1.96	0.24
4:1:311:ASP:OD1	4:Y:224:GLU:OE2[1_556]	1.96	0.24
4:1:183:ARG:CG	4:Y:186:THR:O[1_556]	1.96	0.24
4:3:63:GLY:O	4:Y:289:ILE:CB[1_556]	1.96	0.24
4:2:296:ASN:O	4:Z:315:LYS:C[1_556]	1.96	0.24
4:2:62:ARG:C	4:X:288:ASP:N[1_556]	1.96	0.24
4:0:229:THR:C	4:W:368:SER:O[1_556]	1.96	0.24
4:0:158:GLY:C	4:X:181:ALA:C[1_556]	1.96	0.24
4:2:16:LEU:CD1	4:Z:215:LYS:N[1_556]	1.96	0.24
4:1:76:ILE:C	4:Y:16:LEU:O[1_556]	1.96	0.24
4:2:73:HIS:C	4:Z:157:ASP:CA[1_556]	1.96	0.24
4:2:306:TYR:CE2	4:Z:256:ARG:CA[1_556]	1.96	0.24
4:0:369:ILE:CB	4:X:345:ILE:O[1_556]	1.96	0.24
4:3:233:SER:CA	4:Z:367:PRO:C[1_556]	1.96	0.24
4:1:281:SER:C	4:Y:280:ASN:ND2[1_556]	1.96	0.24
4:1:173:HIS:C	4:Y:281:SER:OG[1_556]	1.96	0.24
4:1:168:GLY:CA	4:Y:295:ALA:C[1_556]	1.96	0.24
4:2:231:ALA:CA	4:Y:370:VAL:CA[1_556]	1.96	0.24
4:1:118:LYS:CE	4:Y:10:CYS:SG[1_556]	1.96	0.24
4:0:62:ARG:CB	4:V:288:ASP:OD1[1_556]	1.96	0.24
4:3:40:HIS:ND1	4:Y:166:TYR:CE1[1_556]	1.96	0.24
4:2:285:CYS:C	4:Z:283:MET:N[1_556]	1.96	0.24
4:2:162:ASN:CA	4:Z:275:HIS:N[1_556]	1.96	0.24
4:2:69:TYR:CE2	4:Z:210:ARG:CB[1_556]	1.96	0.24
4:1:173:HIS:CA	4:Y:281:SER:OG[1_556]	1.96	0.24
4:1:303:THR:CG2	4:Y:257:CYS:C[1_556]	1.96	0.24
4:1:194:THR:CB	4:X:177:ARG:CZ[1_556]	1.96	0.24
4:1:265:SER:O	4:X:173:HIS:NE2[1_556]	1.96	0.24
4:2:279:TYR:O	4:Z:276:GLU:OE1[1_556]	1.96	0.24
4:0:115:ASN:O	4:X:11:ASP:CG[1_556]	1.96	0.24
4:0:115:ASN:O	4:X:11:ASP:OD2[1_556]	1.96	0.24
4:2:258:PRO:CG	4:Z:256:ARG:NH1[1_556]	1.96	0.24
4:1:302:GLY:CA	4:Y:258:PRO:CD[1_556]	1.96	0.24
4:1:135:ALA:CB	4:Y:332:PRO:CG[1_556]	1.96	0.24
4:0:165:ILE:CB	4:X:297:ASN:CB[1_556]	1.96	0.24
4:1:165:ILE:CB	4:Y:297:ASN:CB[1_556]	1.96	0.24
4:1:40:HIS:ND1	4:W:166:TYR:CE1[1_556]	1.96	0.24
4:2:299:MET:N	4:Z:312:ARG:CA[1_556]	1.96	0.24

Continued on next page...

Continued from previous page...

Atom-1	Atom-2	Interatomic distance (Å)	Clash overlap (Å)
4:0:292:ASP:OD2	4:X:322:PRO:O[1_556]	1.96	0.24
4:0:82:MET:N	4:X:30:VAL:O[1_556]	1.96	0.24
4:0:189:LEU:CG	4:X:195:GLU:C[1_556]	1.96	0.24
4:2:266:PHE:N	4:Y:173:HIS:CE1[1_556]	1.96	0.24
4:0:174:ALA:CA	4:X:277:THR:O[1_556]	1.96	0.24
4:1:213:LYS:C	4:Y:253:GLU:CG[1_556]	1.96	0.24
4:2:215:LYS:NZ	4:Z:249:THR:CA[1_556]	1.96	0.24
4:2:109:PRO:CB	4:Z:154:ASP:N[1_556]	1.96	0.24
4:2:134:VAL:CG1	4:Z:338:SER:C[1_556]	1.96	0.24
4:0:108:ALA:N	4:X:300:SER:C[1_556]	1.96	0.24
4:2:120:THR:CA	4:Z:340:TRP:O[1_556]	1.96	0.24
4:0:213:LYS:NZ	4:X:189:LEU:CD1[1_556]	1.96	0.24
4:2:120:THR:N	4:Z:340:TRP:CB[1_556]	1.96	0.24
4:0:68:LYS:CA	4:X:59:GLN:OE1[1_556]	1.96	0.24
4:0:150:GLY:CA	4:X:317:ILE:CB[1_556]	1.96	0.24
4:1:60:SER:C	4:Y:243:PRO:CB[1_556]	1.96	0.24
4:1:118:LYS:CG	4:Y:10:CYS:C[1_556]	1.96	0.24
4:0:163:VAL:N	4:X:274:ILE:C[1_556]	1.96	0.24
4:1:271:SER:OG	4:Y:269:MET:CB[1_556]	1.96	0.24
4:0:63:GLY:O	4:V:289:ILE:CB[1_556]	1.96	0.24
4:2:336:LYS:CD	4:Z:218:TYR:CE1[1_556]	1.96	0.24
4:4:63:GLY:N	4:Z:287:ILE:C[1_556]	1.96	0.24
4:2:40:HIS:CG	4:X:166:TYR:CD1[1_556]	1.96	0.24
4:0:279:TYR:O	4:X:276:GLU:OE1[1_556]	1.96	0.24
4:0:305:MET:O	4:X:255:PHE:CD2[1_556]	1.96	0.24
4:1:112:PRO:CA	4:Y:137:GLN:CB[1_556]	1.96	0.24
4:0:183:ARG:CZ	4:X:186:THR:CB[1_556]	1.96	0.24
4:2:189:LEU:CG	4:Z:195:GLU:C[1_556]	1.96	0.24
4:1:16:LEU:N	4:Y:214:GLU:CB[1_556]	1.96	0.24
4:1:336:LYS:N	4:Y:218:TYR:CB[1_556]	1.97	0.23
4:2:108:ALA:N	4:Z:300:SER:C[1_556]	1.97	0.23
4:2:277:THR:CG2	4:Z:272:ALA:CA[1_556]	1.97	0.23
4:0:140:LEU:CB	4:X:331:ALA:CA[1_556]	1.97	0.23
4:1:171:LEU:CG	4:Y:282:ILE:CD1[1_556]	1.97	0.23
4:0:80:ASP:N	4:X:31:PHE:CE1[1_556]	1.97	0.23
4:1:208:ILE:C	4:Y:198:TYR:CD1[1_556]	1.97	0.23
4:1:37:ARG:C	4:Y:60:SER:CB[1_556]	1.97	0.23
4:1:73:HIS:CB	4:Y:157:ASP:C[1_556]	1.97	0.23
4:2:279:TYR:N	4:Z:276:GLU:CG[1_556]	1.97	0.23
4:1:298:VAL:N	4:Y:316:GLU:CG[1_556]	1.97	0.23
4:2:150:GLY:CA	4:Z:317:ILE:CB[1_556]	1.97	0.23

Continued on next page...

Continued from previous page...

Atom-1	Atom-2	Interatomic distance (Å)	Clash overlap (Å)
4:0:210:ARG:NE	4:X:193:LEU:CD2[1_556]	1.97	0.23
4:0:35:VAL:CG1	4:X:56:ASP:OD2[1_556]	1.97	0.23
4:2:40:HIS:CE1	4:X:166:TYR:CD1[1_556]	1.97	0.23
4:1:40:HIS:C	4:W:167:GLU:CG[1_556]	1.97	0.23
4:0:192:ILE:CB	4:W:110:LEU:O[1_556]	1.97	0.23
4:0:309:ILE:CD1	4:X:259:GLU:OE2[1_556]	1.97	0.23
4:2:298:VAL:N	4:Z:316:GLU:N[1_556]	1.97	0.23
4:4:62:ARG:C	4:Z:288:ASP:N[1_556]	1.97	0.23
4:1:337:TYR:C	4:Y:307:PRO:C[1_556]	1.97	0.23
4:0:172:PRO:C	4:X:162:ASN:O[1_556]	1.97	0.23
4:1:293:LEU:N	4:Y:320:LEU:C[1_556]	1.97	0.23
4:2:12:ASN:CG	4:Z:336:LYS:CG[1_556]	1.97	0.23
4:0:171:LEU:O	4:X:281:SER:CB[1_556]	1.97	0.23
4:1:270:GLU:CG	4:X:286:ASP:N[1_556]	1.97	0.23
4:0:298:VAL:N	4:X:316:GLU:N[1_556]	1.97	0.23
4:1:299:MET:CG	4:Y:312:ARG:NH2[1_556]	1.97	0.23
4:0:231:ALA:N	4:W:368:SER:C[1_556]	1.97	0.23
4:1:116:ARG:CB	4:Y:339:VAL:CG1[1_556]	1.97	0.23
4:0:294:TYR:N	4:X:319:ALA:O[1_556]	1.97	0.23
4:1:197:GLY:N	4:X:75:ILE:CB[1_556]	1.97	0.23
4:0:197:GLY:N	4:W:75:ILE:CB[1_556]	1.97	0.23
4:0:266:PHE:N	4:W:173:HIS:CE1[1_556]	1.97	0.23
4:0:258:PRO:CG	4:X:256:ARG:NH1[1_556]	1.97	0.23
4:0:33:SER:CB	4:X:214:GLU:OE1[1_556]	1.97	0.23
4:0:68:LYS:CD	4:X:59:GLN:N[1_556]	1.97	0.23
4:1:279:TYR:O	4:Y:276:GLU:OE1[1_556]	1.97	0.23
4:2:231:ALA:N	4:Y:368:SER:C[1_556]	1.97	0.23
4:1:172:PRO:CA	4:Y:162:ASN:C[1_556]	1.97	0.23
4:0:59:GLN:CG	4:X:208:ILE:CD1[1_556]	1.97	0.23
4:1:106:THR:N	4:Y:334:GLU:O[1_556]	1.97	0.23
4:1:134:VAL:CG2	4:Y:337:TYR:O[1_556]	1.97	0.23
4:0:40:HIS:CE1	4:V:166:TYR:CD1[1_556]	1.97	0.23
4:0:306:TYR:CB	4:X:227:MET:CE[1_556]	1.97	0.23
4:2:59:GLN:CG	4:Z:208:ILE:CD1[1_556]	1.97	0.23
4:2:84:LYS:CE	4:Z:56:ASP:OD1[1_556]	1.97	0.23
4:1:41:GLN:O	4:W:148:THR:OG1[1_556]	1.97	0.23
4:1:260:THR:C	4:Y:266:PHE:CA[1_556]	1.97	0.23
4:1:30:VAL:O	4:Y:215:LYS:CG[1_556]	1.97	0.23
4:1:110:LEU:N	4:Y:154:ASP:CB[1_556]	1.97	0.23
4:0:209:VAL:CB	4:X:194:THR:C[1_556]	1.97	0.23
4:0:79:TRP:CZ3	4:X:18:LYS:CA[1_556]	1.97	0.23

Continued on next page...

Continued from previous page...

Atom-1	Atom-2	Interatomic distance (Å)	Clash overlap (Å)
4:1:274:ILE:CG1	4:Y:263:GLN:O[1_556]	1.97	0.23
4:0:12:ASN:CG	4:X:336:LYS:CG[1_556]	1.97	0.23
4:1:67:LEU:C	4:Y:59:GLN:OE1[1_556]	1.97	0.23
4:2:169:TYR:CG	4:Z:150:GLY:CA[1_556]	1.97	0.23
4:2:190:MET:CA	4:Z:194:THR:OG1[1_556]	1.97	0.23
4:2:164:PRO:CG	4:Z:278:THR:CB[1_556]	1.97	0.23
4:1:236:LEU:CG	4:X:117:GLU:OE1[1_556]	1.97	0.23
4:1:332:PRO:CG	4:Y:221:LEU:CB[1_556]	1.97	0.23
4:0:83:GLU:OE1	4:X:29:ALA:N[1_556]	1.97	0.23
4:0:253:GLU:N	4:W:113:LYS:N[1_556]	1.97	0.23
4:0:148:THR:O	4:X:327:ILE:C[1_556]	1.97	0.23
4:1:194:THR:CG2	4:X:177:ARG:NH2[1_556]	1.97	0.23
4:1:332:PRO:CD	4:Y:221:LEU:CA[1_556]	1.97	0.23
4:2:253:GLU:N	4:Y:113:LYS:N[1_556]	1.97	0.23
4:3:198:TYR:O	4:Z:72:GLU:O[1_556]	1.97	0.23
4:2:192:ILE:CB	4:Y:110:LEU:O[1_556]	1.97	0.23
4:0:82:MET:C	4:X:30:VAL:CG1[1_556]	1.97	0.23
4:2:206:ARG:CD	4:Z:200:PHE:C[1_556]	1.97	0.23
4:1:138:ALA:N	4:Y:299:MET:SD[1_556]	1.97	0.23
4:0:160:THR:CG2	4:X:261:LEU:C[1_556]	1.97	0.23
4:3:64:ILE:CB	4:Y:292:ASP:OD2[1_556]	1.97	0.23
4:2:106:THR:N	4:Z:334:GLU:C[1_556]	1.97	0.23
4:2:292:ASP:OD2	4:Z:325:MET:CB[1_556]	1.97	0.23
4:1:107:GLU:CD	4:Y:300:SER:OG[1_556]	1.97	0.23
4:1:79:TRP:N	4:Y:17:VAL:CB[1_556]	1.97	0.23
4:2:336:LYS:CA	4:Z:218:TYR:CB[1_556]	1.97	0.23
4:2:116:ARG:NH2	4:Z:141:SER:O[1_556]	1.97	0.23
4:2:72:GLU:CA	4:Z:157:ASP:CB[1_556]	1.97	0.23
4:0:148:THR:N	4:X:314:GLN:NE2[1_556]	1.97	0.23
4:2:166:TYR:CE2	4:Z:291:LYS:CA[1_556]	1.97	0.23
4:3:40:HIS:C	4:Y:167:GLU:CG[1_556]	1.97	0.23
4:4:40:HIS:CE1	4:Z:166:TYR:CD1[1_556]	1.97	0.23
4:3:254:ARG:CA	4:Z:113:LYS:NZ[1_556]	1.97	0.23
4:1:79:TRP:CH2	4:Y:11:ASP:O[1_556]	1.97	0.23
4:1:252:ASN:N	4:X:113:LYS:C[1_556]	1.97	0.23
4:2:83:GLU:CG	4:Z:28:ARG:O[1_556]	1.97	0.23
4:2:307:PRO:CB	4:Z:227:MET:O[1_556]	1.97	0.23
4:2:68:LYS:CA	4:Z:59:GLN:OE1[1_556]	1.97	0.23
4:2:174:ALA:CA	4:Z:277:THR:O[1_556]	1.97	0.23
4:3:227:MET:CG	4:Z:372:ARG:C[1_556]	1.97	0.23
4:2:33:SER:CB	4:Z:214:GLU:OE1[1_556]	1.97	0.23

Continued on next page...

Continued from previous page...

Atom-1	Atom-2	Interatomic distance (Å)	Clash overlap (Å)
4:1:186:THR:CB	4:Y:190:MET:N[1_556]	1.97	0.23
4:2:115:ASN:O	4:Z:11:ASP:CG[1_556]	1.97	0.23
4:1:120:THR:C	4:Y:340:TRP:CE3[1_556]	1.97	0.23
4:0:336:LYS:N	4:X:218:TYR:CB[1_556]	1.97	0.23
4:1:296:ASN:CG	4:Y:318:THR:CA[1_556]	1.97	0.23
4:2:116:ARG:CD	4:Z:141:SER:CA[1_556]	1.97	0.23
4:0:192:ILE:CA	4:W:110:LEU:C[1_556]	1.97	0.23
4:0:306:TYR:CE2	4:X:256:ARG:CA[1_556]	1.97	0.23
4:0:210:ARG:N	4:X:193:LEU:CA[1_556]	1.97	0.23
4:2:295:ALA:C	4:Z:319:ALA:N[1_556]	1.97	0.23
4:2:59:GLN:CG	4:Z:208:ILE:CG2[1_556]	1.97	0.23
4:0:231:ALA:CB	4:W:370:VAL:C[1_556]	1.97	0.23
4:2:160:THR:CG2	4:Z:261:LEU:C[1_556]	1.98	0.22
4:2:252:ASN:N	4:Y:114:ALA:N[1_556]	1.98	0.22
4:1:141:SER:C	4:Y:310:ALA:N[1_556]	1.98	0.22
4:0:113:LYS:CB	4:X:137:GLN:N[1_556]	1.98	0.22
4:1:206:ARG:N	4:Y:199:SER:N[1_556]	1.98	0.22
4:1:129:VAL:CG2	4:Y:25:ASP:N[1_556]	1.98	0.22
4:2:126:THR:OG1	4:Z:28:ARG:N[1_556]	1.98	0.22
4:1:278:THR:CA	4:Y:276:GLU:CG[1_556]	1.98	0.22
4:3:252:ASN:N	4:Z:113:LYS:C[1_556]	1.98	0.22
4:1:79:TRP:CH2	4:Y:18:LYS:CE[1_556]	1.98	0.22
4:1:112:PRO:C	4:Y:137:GLN:CA[1_556]	1.98	0.22
4:1:86:TRP:CZ3	4:Y:27:PRO:CG[1_556]	1.98	0.22
4:0:307:PRO:CB	4:X:227:MET:CB[1_556]	1.98	0.22
4:1:170:ALA:O	4:Y:151:ILE:C[1_556]	1.98	0.22
4:0:30:VAL:CG1	4:X:215:LYS:CB[1_556]	1.98	0.22
4:0:155:SER:CB	4:X:258:PRO:C[1_556]	1.98	0.22
4:2:278:THR:CA	4:Z:276:GLU:CG[1_556]	1.98	0.22
4:2:206:ARG:CD	4:Z:200:PHE:O[1_556]	1.98	0.22
4:1:331:ALA:C	4:Y:221:LEU:N[1_556]	1.98	0.22
4:2:149:THR:OG1	4:Z:326:LYS:C[1_556]	1.98	0.22
4:2:116:ARG:O	4:Z:340:TRP:C[1_556]	1.98	0.22
4:1:68:LYS:CB	4:Y:59:GLN:NE2[1_556]	1.98	0.22
4:2:165:ILE:N	4:Z:297:ASN:OD1[1_556]	1.98	0.22
4:2:231:ALA:C	4:Y:369:ILE:CG2[1_556]	1.98	0.22
4:0:108:ALA:CB	4:X:155:SER:O[1_556]	1.98	0.22
4:0:299:MET:N	4:X:312:ARG:CA[1_556]	1.98	0.22
4:2:289:ILE:CG2	4:Z:294:TYR:CE2[1_556]	1.98	0.22
4:2:292:ASP:OD2	4:Z:322:PRO:O[1_556]	1.98	0.22
4:2:148:THR:N	4:Z:314:GLN:NE2[1_556]	1.98	0.22

Continued on next page...

Continued from previous page...

Atom-1	Atom-2	Interatomic distance (Å)	Clash overlap (Å)
4:2:186:THR:CB	4:Z:190:MET:N[1_556]	1.98	0.22
4:0:75:ILE:N	4:X:156:GLY:CA[1_556]	1.98	0.22
4:1:285:CYS:C	4:Y:283:MET:N[1_556]	1.98	0.22
4:2:150:GLY:N	4:Z:317:ILE:CD1[1_556]	1.98	0.22
4:2:265:SER:O	4:Y:173:HIS:NE2[1_556]	1.98	0.22
4:0:206:ARG:CD	4:X:200:PHE:C[1_556]	1.98	0.22
4:2:332:PRO:N	4:Z:221:LEU:N[1_556]	1.98	0.22
4:3:233:SER:C	4:Z:366:GLY:C[1_556]	1.98	0.22
4:1:300:SER:OG	4:Y:309:ILE:CB[1_556]	1.98	0.22
4:0:278:THR:CA	4:X:276:GLU:CG[1_556]	1.98	0.22
4:3:236:LEU:CG	4:Z:117:GLU:OE1[1_556]	1.98	0.22
4:0:215:LYS:NZ	4:X:249:THR:CA[1_556]	1.98	0.22
4:1:203:THR:OG1	4:Y:205:GLU:OE2[1_556]	1.98	0.22
4:0:308:GLY:N	4:X:224:GLU:O[1_556]	1.98	0.22
4:2:82:MET:O	4:Z:30:VAL:CB[1_556]	1.98	0.22
4:1:132:MET:SD	4:Y:341:ILE:CG1[1_556]	1.98	0.22
4:2:73:HIS:N	4:Z:157:ASP:CA[1_556]	1.98	0.22
4:2:183:ARG:CZ	4:Z:186:THR:CB[1_556]	1.98	0.22
4:0:196:ARG:CB	4:W:111:ASN:OD1[1_556]	1.98	0.22
4:1:73:HIS:NE2	4:Y:184:ASP:OD1[1_556]	1.98	0.22
4:3:194:THR:CG2	4:Z:177:ARG:NH2[1_556]	1.98	0.22
4:1:121:GLN:O	4:Y:20:GLY:C[1_556]	1.98	0.22
4:0:11:ASP:OD1	4:X:305:MET:CA[1_556]	1.98	0.22
4:2:370:VAL:C	4:Z:342:GLY:CA[1_556]	1.98	0.22
4:2:83:GLU:OE1	4:Z:29:ALA:N[1_556]	1.98	0.22
4:0:206:ARG:CD	4:X:200:PHE:O[1_556]	1.98	0.22
4:0:332:PRO:N	4:X:221:LEU:N[1_556]	1.98	0.22
4:3:194:THR:CB	4:Z:177:ARG:CZ[1_556]	1.98	0.22
4:2:148:THR:O	4:Z:327:ILE:C[1_556]	1.98	0.22
4:0:73:HIS:C	4:X:157:ASP:CA[1_556]	1.98	0.22
4:1:180:LEU:CD1	4:Y:267:ILE:N[1_556]	1.98	0.22
4:1:297:ASN:N	4:Y:315:LYS:C[1_556]	1.98	0.22
4:2:104:LEU:CA	4:Z:334:GLU:CB[1_556]	1.98	0.22
4:0:104:LEU:CA	4:X:334:GLU:CB[1_556]	1.98	0.22
4:1:110:LEU:N	4:Y:154:ASP:O[1_556]	1.98	0.22
4:1:86:TRP:NE1	4:Y:337:TYR:CE2[1_556]	1.98	0.22
4:0:72:GLU:CA	4:X:157:ASP:CB[1_556]	1.98	0.22
4:1:116:ARG:CA	4:Y:339:VAL:O[1_556]	1.98	0.22
4:0:109:PRO:CB	4:X:154:ASP:N[1_556]	1.98	0.22
4:1:162:ASN:N	4:Y:274:ILE:CD1[1_556]	1.98	0.22
4:2:162:ASN:CA	4:Z:274:ILE:CB[1_556]	1.98	0.22

Continued on next page...

Continued from previous page...

Atom-1	Atom-2	Interatomic distance (Å)	Clash overlap (Å)
4:1:168:GLY:O	4:Y:296:ASN:CA[1_556]	1.98	0.22
4:1:198:TYR:O	4:X:72:GLU:O[1_556]	1.98	0.22
4:3:41:GLN:CA	4:Y:167:GLU:CD[1_556]	1.98	0.22
4:0:227:MET:CG	4:W:372:ARG:C[1_556]	1.98	0.22
4:0:112:PRO:C	4:X:137:GLN:CD[1_556]	1.98	0.22
4:2:336:LYS:N	4:Z:218:TYR:CB[1_556]	1.98	0.22
4:1:370:VAL:C	4:Y:342:GLY:CA[1_556]	1.98	0.22
4:0:149:THR:OG1	4:X:326:LYS:C[1_556]	1.98	0.22
4:3:232:SER:OG	4:Z:365:ALA:CB[1_556]	1.98	0.22
4:0:370:VAL:C	4:X:342:GLY:CA[1_556]	1.98	0.22
4:0:134:VAL:CG1	4:X:338:SER:C[1_556]	1.98	0.22
4:3:231:ALA:C	4:Z:369:ILE:CG2[1_556]	1.98	0.22
4:2:163:VAL:N	4:Z:274:ILE:C[1_556]	1.98	0.22
4:2:149:THR:O	4:Z:327:ILE:CB[1_556]	1.98	0.22
4:0:176:MET:O	4:X:178:LEU:CD2[1_556]	1.98	0.22
4:1:79:TRP:N	4:Y:17:VAL:N[1_556]	1.98	0.22
4:0:174:ALA:CA	4:X:281:SER:N[1_556]	1.98	0.22
4:0:285:CYS:C	4:X:283:MET:N[1_556]	1.98	0.22
4:2:206:ARG:CB	4:Z:200:PHE:C[1_556]	1.98	0.22
4:2:79:TRP:N	4:Z:17:VAL:CB[1_556]	1.98	0.22
4:2:337:TYR:CA	4:Z:307:PRO:CD[1_556]	1.98	0.22
4:2:210:ARG:N	4:Z:193:LEU:CA[1_556]	1.98	0.22
4:0:252:ASN:N	4:W:114:ALA:N[1_556]	1.98	0.22
4:3:265:SER:O	4:Z:173:HIS:NE2[1_556]	1.98	0.22
4:2:115:ASN:O	4:Z:11:ASP:OD2[1_556]	1.98	0.22
4:1:211:ASP:CG	4:Y:249:THR:N[1_556]	1.98	0.22
4:1:119:MET:CE	4:Y:337:TYR:C[1_556]	1.98	0.22
4:1:367:PRO:O	4:Y:342:GLY:O[1_556]	1.98	0.22
4:1:305:MET:CG	4:Y:255:PHE:CA[1_556]	1.98	0.22
4:2:171:LEU:O	4:Z:281:SER:CB[1_556]	1.98	0.22
4:2:30:VAL:CG1	4:Z:215:LYS:CB[1_556]	1.98	0.22
4:0:114:ALA:CA	4:X:106:THR:OG1[1_556]	1.98	0.22
4:2:308:GLY:N	4:Z:224:GLU:O[1_556]	1.98	0.22
4:1:183:ARG:CB	4:Y:186:THR:CA[1_556]	1.98	0.22
4:2:309:ILE:CD1	4:Z:259:GLU:OE2[1_556]	1.98	0.22
4:0:209:VAL:CG1	4:X:194:THR:CB[1_556]	1.98	0.22
4:0:288:ASP:OD2	4:Z:205:GLU:OE1[1_556]	1.98	0.22
4:2:172:PRO:CA	4:Z:162:ASN:C[1_556]	1.98	0.22
4:2:82:MET:C	4:Z:30:VAL:CG1[1_556]	1.98	0.22
4:1:83:GLU:CD	4:Y:28:ARG:O[1_556]	1.98	0.22
4:1:73:HIS:O	4:Y:181:ALA:CB[1_556]	1.98	0.22

Continued on next page...

Continued from previous page...

Atom-1	Atom-2	Interatomic distance (Å)	Clash overlap (Å)
4:2:307:PRO:CB	4:Z:227:MET:CB[1_556]	1.98	0.22
4:0:336:LYS:CD	4:X:218:TYR:CE1[1_556]	1.98	0.22
4:0:73:HIS:O	4:X:181:ALA:CB[1_556]	1.98	0.22
4:0:164:PRO:CG	4:X:278:THR:CB[1_556]	1.98	0.22
4:2:155:SER:CB	4:Z:258:PRO:C[1_556]	1.98	0.22
4:2:210:ARG:NE	4:Z:193:LEU:CD2[1_556]	1.98	0.22
4:1:157:ASP:CB	4:Y:213:LYS:CG[1_556]	1.98	0.22
4:1:335:ARG:NE	4:Y:220:ALA:CA[1_556]	1.98	0.22
4:1:164:PRO:CD	4:Y:278:THR:C[1_556]	1.98	0.22
4:0:166:TYR:CE2	4:X:291:LYS:CA[1_556]	1.98	0.22
4:2:125:GLU:CD	4:Z:21:PHE:CB[1_556]	1.99	0.21
4:1:154:ASP:C	4:Y:261:LEU:CG[1_556]	1.99	0.21
4:2:108:ALA:CB	4:Z:155:SER:O[1_556]	1.99	0.21
4:1:292:ASP:CA	4:Y:321:ALA:CA[1_556]	1.99	0.21
4:0:279:TYR:N	4:X:276:GLU:CG[1_556]	1.99	0.21
4:4:40:HIS:CG	4:Z:166:TYR:CD1[1_556]	1.99	0.21
4:1:79:TRP:CZ3	4:Y:18:LYS:CA[1_556]	1.99	0.21
4:3:197:GLY:N	4:Z:75:ILE:CB[1_556]	1.99	0.21
4:2:178:LEU:CA	4:Z:180:LEU:CG[1_556]	1.99	0.21
4:0:125:GLU:CD	4:X:21:PHE:CB[1_556]	1.99	0.21
4:1:362:TYR:CD2	4:Y:23:GLY:CA[1_556]	1.99	0.21
4:1:41:GLN:CA	4:W:167:GLU:CD[1_556]	1.99	0.21
4:1:11:ASP:CG	4:Y:305:MET:CA[1_556]	1.99	0.21
4:0:126:THR:CA	4:X:28:ARG:CG[1_556]	1.99	0.21
4:2:75:ILE:N	4:Z:156:GLY:CA[1_556]	1.99	0.21
4:2:155:SER:N	4:Z:261:LEU:CD1[1_556]	1.99	0.21
4:0:82:MET:O	4:X:30:VAL:CB[1_556]	1.99	0.21
4:3:40:HIS:CG	4:Y:166:TYR:CD1[1_556]	1.99	0.21
4:1:169:TYR:CD2	4:Y:293:LEU:CD1[1_556]	1.99	0.21
4:2:112:PRO:C	4:Z:137:GLN:CD[1_556]	1.99	0.21
4:1:114:ALA:CA	4:Y:106:THR:OG1[1_556]	1.99	0.21
4:0:106:THR:N	4:X:334:GLU:C[1_556]	1.99	0.21
4:0:83:GLU:CG	4:X:29:ALA:CA[1_556]	1.99	0.21
4:0:110:LEU:CD2	4:X:161:HIS:C[1_556]	1.99	0.21
4:2:179:ASP:CA	4:Z:180:LEU:CA[1_556]	1.99	0.21
4:0:125:GLU:OE1	4:X:21:PHE:CA[1_556]	1.99	0.21
4:1:254:ARG:CA	4:X:113:LYS:NZ[1_556]	1.99	0.21
4:0:190:MET:CA	4:X:194:THR:OG1[1_556]	1.99	0.21
4:1:118:LYS:O	4:Y:340:TRP:CE2[1_556]	1.99	0.21
4:2:174:ALA:CA	4:Z:281:SER:N[1_556]	1.99	0.21
4:0:162:ASN:CA	4:X:274:ILE:CB[1_556]	1.99	0.21

Continued on next page...

Continued from previous page...

Atom-1	Atom-2	Interatomic distance (Å)	Clash overlap (Å)
4:1:207:GLU:N	4:Y:199:SER:O[1_556]	1.99	0.21
4:0:116:ARG:O	4:X:340:TRP:C[1_556]	1.99	0.21
4:1:299:MET:O	4:Y:312:ARG:CG[1_556]	1.99	0.21
4:0:116:ARG:NH2	4:X:141:SER:O[1_556]	1.99	0.21
4:1:285:CYS:CA	4:Y:283:MET:CB[1_556]	1.99	0.21
4:2:62:ARG:CZ	4:Z:204:ALA:O[1_556]	1.99	0.21
4:0:195:GLU:N	4:W:75:ILE:CD1[1_556]	1.99	0.21
4:2:251:GLY:CA	4:Y:114:ALA:CA[1_556]	1.99	0.21
4:0:337:TYR:CA	4:X:307:PRO:CD[1_556]	1.99	0.21
4:0:289:ILE:CG2	4:X:294:TYR:CE2[1_556]	1.99	0.21
4:0:194:THR:C	4:W:75:ILE:CD1[1_556]	1.99	0.21
4:2:294:TYR:N	4:Z:319:ALA:O[1_556]	1.99	0.21
4:2:83:GLU:CG	4:Z:29:ALA:CA[1_556]	1.99	0.21
4:0:295:ALA:C	4:X:319:ALA:N[1_556]	1.99	0.21
4:1:233:SER:C	4:X:366:GLY:C[1_556]	1.99	0.21
4:0:167:GLU:C	4:X:295:ALA:CB[1_556]	1.99	0.21
4:1:298:VAL:N	4:Y:316:GLU:N[1_556]	1.99	0.21
4:3:198:TYR:N	4:Z:75:ILE:CA[1_556]	1.99	0.21
4:0:172:PRO:CA	4:X:162:ASN:C[1_556]	1.99	0.21
4:2:209:VAL:CB	4:Z:194:THR:C[1_556]	1.99	0.21
4:2:253:GLU:OE2	4:Y:112:PRO:C[1_556]	1.99	0.21
4:0:251:GLY:CA	4:W:114:ALA:CA[1_556]	1.99	0.21
4:1:82:MET:N	4:Y:30:VAL:O[1_556]	1.99	0.21
4:0:112:PRO:CB	4:X:137:GLN:OE1[1_556]	1.99	0.21
4:2:114:ALA:CA	4:Z:106:THR:OG1[1_556]	1.99	0.21
4:3:41:GLN:O	4:Y:148:THR:OG1[1_556]	1.99	0.21
4:0:180:LEU:CD1	4:X:267:ILE:N[1_556]	1.99	0.21
4:0:285:CYS:CA	4:X:283:MET:CB[1_556]	1.99	0.21
4:0:368:SER:C	4:X:346:LEU:CD2[1_556]	1.99	0.21
4:1:177:ARG:CG	4:Y:178:LEU:C[1_556]	1.99	0.21
4:0:115:ASN:C	4:X:339:VAL:CG1[1_556]	1.99	0.21
4:0:83:GLU:CG	4:X:28:ARG:O[1_556]	1.99	0.21
4:1:227:MET:CG	4:X:372:ARG:C[1_556]	1.99	0.21
4:0:150:GLY:N	4:X:317:ILE:CD1[1_556]	1.99	0.21
4:1:106:THR:C	4:Y:336:LYS:N[1_556]	1.99	0.21
4:1:306:TYR:CB	4:Y:227:MET:CE[1_556]	1.99	0.21
4:0:175:ILE:CD1	4:X:162:ASN:CB[1_556]	1.99	0.21
4:2:167:GLU:C	4:Z:295:ALA:CB[1_556]	1.99	0.21
4:1:206:ARG:C	4:Y:200:PHE:N[1_556]	1.99	0.21
4:0:253:GLU:OE2	4:W:112:PRO:C[1_556]	1.99	0.21
4:0:367:PRO:N	4:X:343:GLY:O[1_556]	1.99	0.21

Continued on next page...

Continued from previous page...

Atom-1	Atom-2	Interatomic distance (Å)	Clash overlap (Å)
4:0:111:ASN:CB	4:X:154:ASP:CG[1_556]	1.99	0.21
4:1:187:ASP:OD1	4:Y:190:MET:CB[1_556]	1.99	0.21
4:2:306:TYR:CB	4:Z:227:MET:CE[1_556]	1.99	0.21
4:1:179:ASP:OD1	4:Y:180:LEU:CA[1_556]	1.99	0.21
4:1:336:LYS:CA	4:Y:218:TYR:CB[1_556]	1.99	0.21
4:0:123:MET:N	4:X:27:PRO:N[1_556]	1.99	0.21
4:0:164:PRO:CD	4:X:278:THR:C[1_556]	1.99	0.21
4:0:292:ASP:OD2	4:X:325:MET:CB[1_556]	1.99	0.21
4:2:176:MET:O	4:Z:178:LEU:CD2[1_556]	1.99	0.21
4:1:109:PRO:CB	4:Y:154:ASP:N[1_556]	1.99	0.21
4:0:169:TYR:CG	4:X:150:GLY:CA[1_556]	1.99	0.21
4:1:76:ILE:CD1	4:Y:18:LYS:CE[1_556]	1.99	0.21
4:0:73:HIS:CE1	4:X:184:ASP:N[1_556]	1.99	0.21
4:2:277:THR:CB	4:Z:273:GLY:N[1_556]	1.99	0.21
4:0:72:GLU:CG	4:X:183:ARG:NE[1_556]	1.99	0.21
4:2:139:VAL:O	4:Z:329:ILE:O[1_556]	1.99	0.21
4:1:305:MET:O	4:Y:255:PHE:CD2[1_556]	1.99	0.21
4:2:78:ASN:CA	4:Z:31:PHE:O[1_556]	1.99	0.21
4:0:194:THR:O	4:W:75:ILE:CD1[1_556]	1.99	0.21
4:2:192:ILE:CA	4:Y:110:LEU:C[1_556]	1.99	0.21
4:1:339:VAL:CG1	4:Y:304:THR:O[1_556]	1.99	0.21
4:0:178:LEU:CA	4:X:180:LEU:CG[1_556]	1.99	0.21
4:2:368:SER:C	4:Z:346:LEU:CD2[1_556]	1.99	0.21
4:0:254:ARG:CA	4:W:113:LYS:NZ[1_556]	1.99	0.21
4:1:181:ALA:C	4:Y:188:TYR:CB[1_556]	1.99	0.21
4:2:126:THR:CA	4:Z:28:ARG:CG[1_556]	1.99	0.21
4:0:252:ASN:O	4:W:113:LYS:CB[1_556]	1.99	0.21
4:1:232:SER:OG	4:X:365:ALA:CB[1_556]	1.99	0.21
4:2:121:GLN:OE1	4:Z:20:GLY:N[1_556]	1.99	0.21
4:2:76:ILE:O	4:Z:16:LEU:O[1_556]	1.99	0.21
4:1:292:ASP:N	4:Y:321:ALA:N[1_556]	1.99	0.21
4:0:121:GLN:OE1	4:X:20:GLY:N[1_556]	1.99	0.21
4:1:120:THR:N	4:Y:340:TRP:CE3[1_556]	1.99	0.21
4:1:177:ARG:N	4:Y:178:LEU:CD2[1_556]	1.99	0.21
4:2:113:LYS:CB	4:Z:137:GLN:N[1_556]	1.99	0.21
4:0:265:SER:O	4:W:173:HIS:NE2[1_556]	1.99	0.21
4:2:294:TYR:C	4:Z:319:ALA:CA[1_556]	1.99	0.21
4:0:79:TRP:N	4:X:17:VAL:CB[1_556]	2.00	0.20
4:2:282:ILE:O	4:Z:279:TYR:CD2[1_556]	2.00	0.20
4:1:291:LYS:NZ	4:Y:322:PRO:N[1_556]	2.00	0.20
4:4:41:GLN:O	4:Z:148:THR:OG1[1_556]	2.00	0.20

Continued on next page...

Continued from previous page...

Atom-1	Atom-2	Interatomic distance (Å)	Clash overlap (Å)
4:1:189:LEU:CD2	4:Y:195:GLU:CA[1_556]	2.00	0.20
4:1:149:THR:O	4:Y:327:ILE:CB[1_556]	2.00	0.20
4:0:149:THR:O	4:X:327:ILE:CB[1_556]	2.00	0.20
4:0:155:SER:O	4:X:258:PRO:N[1_556]	2.00	0.20
4:2:209:VAL:CG1	4:Z:194:THR:CB[1_556]	2.00	0.20
4:2:196:ARG:CB	4:Y:111:ASN:OD1[1_556]	2.00	0.20
4:0:118:LYS:CE	4:X:10:CYS:CA[1_556]	2.00	0.20
4:1:258:PRO:CG	4:Y:256:ARG:NH1[1_556]	2.00	0.20
4:0:335:ARG:CB	4:X:220:ALA:CA[1_556]	2.00	0.20
4:2:372:ARG:N	4:Z:143:TYR:CG[1_556]	2.00	0.20
4:1:297:ASN:CA	4:Y:316:GLU:CB[1_556]	2.00	0.20
4:2:305:MET:N	4:Z:255:PHE:CB[1_556]	2.00	0.20
4:0:32:PRO:CA	4:X:211:ASP:CA[1_556]	2.00	0.20
4:0:104:LEU:CD2	4:X:333:PRO:C[1_556]	2.00	0.20
4:2:125:GLU:OE1	4:Z:21:PHE:CA[1_556]	2.00	0.20
4:0:139:VAL:O	4:X:329:ILE:O[1_556]	2.00	0.20
4:1:140:LEU:CG	4:Y:331:ALA:O[1_556]	2.00	0.20
4:1:160:THR:CB	4:Y:180:LEU:CD1[1_556]	2.00	0.20
4:0:73:HIS:N	4:X:157:ASP:CA[1_556]	2.00	0.20
4:0:132:MET:SD	4:X:341:ILE:CG1[1_556]	2.00	0.20
4:1:62:ARG:CB	4:Y:204:ALA:N[1_556]	2.00	0.20
4:2:310:ALA:N	4:Z:224:GLU:N[1_556]	2.00	0.20
4:2:104:LEU:CD2	4:Z:333:PRO:C[1_556]	2.00	0.20
4:0:186:THR:CB	4:X:190:MET:N[1_556]	2.00	0.20
4:0:79:TRP:CA	4:X:17:VAL:O[1_556]	2.00	0.20
4:2:112:PRO:CB	4:Z:137:GLN:OE1[1_556]	2.00	0.20
4:2:159:VAL:O	4:Z:185:LEU:CD2[1_556]	2.00	0.20
4:2:184:ASP:CA	4:Z:188:TYR:N[1_556]	2.00	0.20
4:1:233:SER:CA	4:X:367:PRO:CG[1_556]	2.00	0.20
4:0:125:GLU:O	4:X:28:ARG:CZ[1_556]	2.00	0.20
4:1:72:GLU:C	4:Y:157:ASP:OD2[1_556]	2.00	0.20
4:0:206:ARG:CB	4:X:200:PHE:C[1_556]	2.00	0.20
4:0:299:MET:CG	4:X:312:ARG:NH2[1_556]	2.00	0.20
4:1:104:LEU:CD2	4:Y:333:PRO:C[1_556]	2.00	0.20
4:2:164:PRO:CD	4:Z:278:THR:C[1_556]	2.00	0.20
4:1:183:ARG:NE	4:Y:186:THR:CG2[1_556]	2.00	0.20
4:2:73:HIS:CE1	4:Z:184:ASP:N[1_556]	2.00	0.20
4:2:118:LYS:CE	4:Z:10:CYS:CA[1_556]	2.00	0.20
4:2:285:CYS:CA	4:Z:283:MET:CB[1_556]	2.00	0.20
4:2:108:ALA:C	4:Z:300:SER:O[1_556]	2.00	0.20
4:0:310:ALA:N	4:X:224:GLU:N[1_556]	2.00	0.20

Continued on next page...

Continued from previous page...

Atom-1	Atom-2	Interatomic distance (Å)	Clash overlap (Å)
4:0:298:VAL:CG1	4:X:311:ASP:O[1_556]	2.00	0.20
4:1:362:TYR:O	4:Y:348:SER:OG[1_556]	2.00	0.20
4:0:123:MET:O	4:X:26:ALA:O[1_556]	2.00	0.20
4:2:110:LEU:CD2	4:Z:161:HIS:C[1_556]	2.00	0.20
4:1:104:LEU:CD2	4:Y:333:PRO:CA[1_556]	2.00	0.20
4:2:362:TYR:CG	4:Z:23:GLY:N[1_556]	2.00	0.20
4:1:16:LEU:CD2	4:Y:213:LYS:CA[1_556]	2.00	0.20
4:1:182:GLY:C	4:Y:189:LEU:CA[1_556]	2.00	0.20
4:0:215:LYS:CA	4:X:196:ARG:NH1[1_556]	2.00	0.20
4:0:165:ILE:N	4:X:297:ASN:OD1[1_556]	2.00	0.20
4:1:123:MET:CG	4:Y:26:ALA:C[1_556]	2.00	0.20
4:3:233:SER:CA	4:Z:367:PRO:CG[1_556]	2.00	0.20
4:1:270:GLU:OE2	4:X:286:ASP:N[1_556]	2.00	0.20
4:1:369:ILE:CD1	4:Y:143:TYR:OH[1_556]	2.00	0.20
4:1:291:LYS:CD	4:Y:322:PRO:CB[1_556]	2.00	0.20
4:0:124:PHE:CB	4:X:24:ASP:C[1_556]	2.00	0.20
4:0:40:HIS:N	4:V:166:TYR:CE2[1_556]	2.00	0.20
4:1:139:VAL:CG2	4:Y:298:VAL:C[1_556]	2.00	0.20
4:2:175:ILE:CD1	4:Z:162:ASN:CB[1_556]	2.00	0.20
4:1:176:MET:CB	4:Y:277:THR:OG1[1_556]	2.00	0.20
4:1:113:LYS:CB	4:Y:137:GLN:N[1_556]	2.00	0.20
4:1:147:ARG:NH1	4:Y:315:LYS:CG[1_556]	2.00	0.20
4:2:252:ASN:O	4:Y:113:LYS:CB[1_556]	2.00	0.20
4:0:139:VAL:CG1	4:X:330:ILE:N[1_556]	2.00	0.20
4:0:179:ASP:CA	4:X:180:LEU:CA[1_556]	2.00	0.20
4:3:194:THR:C	4:Z:75:ILE:CD1[1_556]	2.00	0.20
4:0:166:TYR:CD2	4:X:294:TYR:CB[1_556]	2.00	0.20
4:2:11:ASP:OD1	4:Z:305:MET:CA[1_556]	2.00	0.20
4:2:227:MET:CG	4:Y:372:ARG:C[1_556]	2.00	0.20
4:1:159:VAL:CA	4:Y:181:ALA:O[1_556]	2.00	0.20
4:2:311:ASP:OD1	4:Z:224:GLU:OE2[1_556]	2.00	0.20
4:1:231:ALA:C	4:X:369:ILE:CG2[1_556]	2.00	0.20
4:1:362:TYR:CE1	4:Y:22:ALA:CB[1_556]	2.00	0.20
4:0:11:ASP:CG	4:X:305:MET:CA[1_556]	2.00	0.20
4:1:253:GLU:CG	4:X:112:PRO:CB[1_556]	2.00	0.20
4:3:41:GLN:CB	4:Y:167:GLU:OE1[1_556]	2.00	0.20
4:0:122:ILE:C	4:X:27:PRO:CA[1_556]	2.00	0.20
4:0:196:ARG:CG	4:W:115:ASN:CB[1_556]	2.00	0.20
4:0:281:SER:C	4:X:280:ASN:ND2[1_556]	2.00	0.20
4:0:159:VAL:O	4:X:185:LEU:CD2[1_556]	2.00	0.20
4:1:232:SER:N	4:X:369:ILE:CA[1_556]	2.00	0.20

Continued on next page...

Continued from previous page...

Atom-1	Atom-2	Interatomic distance (Å)	Clash overlap (Å)
4:2:233:SER:O	4:Y:367:PRO:N[1_556]	2.00	0.20
4:1:169:TYR:OH	4:Y:164:PRO:C[1_556]	2.00	0.20
4:0:108:ALA:C	4:X:300:SER:O[1_556]	2.00	0.20
4:2:125:GLU:O	4:Z:28:ARG:CZ[1_556]	2.00	0.20
4:2:282:ILE:C	4:Z:280:ASN:ND2[1_556]	2.00	0.20
4:2:115:ASN:C	4:Z:339:VAL:CG1[1_556]	2.00	0.20
4:1:303:THR:CG2	4:Y:260:THR:OG1[1_556]	2.00	0.20
4:1:297:ASN:CB	4:Y:316:GLU:CD[1_556]	2.00	0.20
4:1:72:GLU:CG	4:Y:157:ASP:OD2[1_556]	2.00	0.20
4:2:79:TRP:CA	4:Z:17:VAL:O[1_556]	2.00	0.20
4:2:80:ASP:C	4:Z:31:PHE:CG[1_556]	2.00	0.20
4:0:80:ASP:C	4:X:31:PHE:CG[1_556]	2.00	0.20
4:0:104:LEU:N	4:X:334:GLU:CG[1_556]	2.00	0.20
4:1:147:ARG:C	4:Y:314:GLN:CD[1_556]	2.00	0.20
4:0:119:MET:N	4:X:340:TRP:CB[1_556]	2.00	0.20
4:1:281:SER:CB	4:Y:276:GLU:CA[1_556]	2.00	0.20
4:2:294:TYR:O	4:Z:319:ALA:CB[1_556]	2.00	0.20
4:2:121:GLN:CB	4:Z:9:VAL:CA[1_556]	2.00	0.20
4:2:306:TYR:C	4:Z:255:PHE:CE1[1_556]	2.00	0.20
4:0:78:ASN:CA	4:X:31:PHE:O[1_556]	2.00	0.20
4:2:173:HIS:CG	4:Z:174:ALA:O[1_556]	2.00	0.20
4:0:121:GLN:CB	4:X:9:VAL:CA[1_556]	2.00	0.20
4:0:106:THR:OG1	4:X:305:MET:SD[1_556]	2.00	0.20
4:0:69:TYR:CE2	4:X:210:ARG:CG[1_556]	2.00	0.20
4:1:335:ARG:CB	4:Y:220:ALA:CA[1_556]	2.00	0.20
4:2:298:VAL:CG1	4:Z:311:ASP:O[1_556]	2.00	0.20
4:0:175:ILE:CG1	4:X:162:ASN:OD1[1_556]	2.00	0.20
4:1:369:ILE:N	4:Y:346:LEU:CG[1_556]	2.00	0.20
4:2:184:ASP:C	4:Z:188:TYR:CA[1_556]	2.00	0.20
4:1:165:ILE:N	4:Y:297:ASN:OD1[1_556]	2.00	0.20
4:2:69:TYR:CE2	4:Z:210:ARG:CG[1_556]	2.01	0.19
4:1:125:GLU:CD	4:Y:7:ALA:O[1_556]	2.01	0.19
4:2:264:PRO:CB	4:Z:268:GLY:O[1_556]	2.01	0.19
4:2:134:VAL:CG2	4:Z:337:TYR:O[1_556]	2.01	0.19
4:2:294:TYR:C	4:Z:319:ALA:CB[1_556]	2.01	0.19
4:1:292:ASP:OD2	4:Y:322:PRO:O[1_556]	2.01	0.19
4:2:215:LYS:CA	4:Z:196:ARG:NH1[1_556]	2.01	0.19
4:2:167:GLU:N	4:Z:295:ALA:CA[1_556]	2.01	0.19
4:0:155:SER:N	4:X:261:LEU:CD1[1_556]	2.01	0.19
4:2:195:GLU:N	4:Y:75:ILE:CD1[1_556]	2.01	0.19
4:1:66:THR:CB	4:Y:62:ARG:N[1_556]	2.01	0.19

Continued on next page...

Continued from previous page...

Atom-1	Atom-2	Interatomic distance (Å)	Clash overlap (Å)
4:0:372:ARG:N	4:X:143:TYR:CG[1_556]	2.01	0.19
4:2:79:TRP:O	4:Z:31:PHE:CD1[1_556]	2.01	0.19
4:0:214:GLU:CB	4:X:253:GLU:OE2[1_556]	2.01	0.19
4:0:173:HIS:CG	4:X:174:ALA:O[1_556]	2.01	0.19
4:0:282:ILE:O	4:X:279:TYR:CD2[1_556]	2.01	0.19
4:1:213:LYS:CA	4:Y:192:ILE:O[1_556]	2.01	0.19
4:1:198:TYR:N	4:X:75:ILE:CA[1_556]	2.01	0.19
4:3:232:SER:N	4:Z:369:ILE:CA[1_556]	2.01	0.19
4:2:162:ASN:N	4:Z:274:ILE:CD1[1_556]	2.01	0.19
4:0:305:MET:N	4:X:255:PHE:CB[1_556]	2.01	0.19
4:0:153:LEU:C	4:X:262:PHE:CE2[1_556]	2.01	0.19
4:1:307:PRO:CG	4:Y:227:MET:CA[1_556]	2.01	0.19
4:1:301:GLY:CA	4:Y:258:PRO:CB[1_556]	2.01	0.19
4:3:253:GLU:CG	4:Z:112:PRO:CB[1_556]	2.01	0.19
4:0:362:TYR:CG	4:X:23:GLY:N[1_556]	2.01	0.19
4:1:33:SER:OG	4:Y:210:ARG:NH1[1_556]	2.01	0.19
4:2:291:LYS:CD	4:Z:322:PRO:CB[1_556]	2.01	0.19
4:2:73:HIS:O	4:Z:181:ALA:CB[1_556]	2.01	0.19
4:1:129:VAL:CG2	4:Y:25:ASP:C[1_556]	2.01	0.19
4:0:277:THR:CB	4:X:273:GLY:N[1_556]	2.01	0.19
4:0:148:THR:CB	4:X:328:LYS:N[1_556]	2.01	0.19
4:1:40:HIS:CG	4:W:166:TYR:CD1[1_556]	2.01	0.19
4:0:231:ALA:CB	4:W:369:ILE:O[1_556]	2.01	0.19
4:2:37:ARG:C	4:Z:60:SER:CB[1_556]	2.01	0.19
4:0:147:ARG:C	4:X:314:GLN:CD[1_556]	2.01	0.19
4:2:207:GLU:CA	4:Z:200:PHE:CD1[1_556]	2.01	0.19
4:2:106:THR:OG1	4:Z:305:MET:SD[1_556]	2.01	0.19
4:2:274:ILE:N	4:Z:264:PRO:CD[1_556]	2.01	0.19
4:2:139:VAL:CG1	4:Z:330:ILE:N[1_556]	2.01	0.19
4:1:265:SER:O	4:X:173:HIS:ND1[1_556]	2.01	0.19
4:2:371:HIS:N	4:Z:342:GLY:O[1_556]	2.01	0.19
4:1:125:GLU:N	4:Y:21:PHE:O[1_556]	2.01	0.19
4:2:117:GLU:CB	4:Z:104:LEU:CD2[1_556]	2.01	0.19
4:0:113:LYS:N	4:X:137:GLN:CG[1_556]	2.01	0.19
4:1:32:PRO:CA	4:Y:211:ASP:CA[1_556]	2.01	0.19
4:0:270:GLU:CG	4:W:286:ASP:N[1_556]	2.01	0.19
4:0:60:SER:CB	4:X:243:PRO:CB[1_556]	2.01	0.19
4:2:274:ILE:CG1	4:Z:263:GLN:O[1_556]	2.01	0.19
4:1:336:LYS:CD	4:Y:218:TYR:CE1[1_556]	2.01	0.19
4:2:296:ASN:CA	4:Z:315:LYS:C[1_556]	2.01	0.19
4:2:104:LEU:N	4:Z:334:GLU:CG[1_556]	2.01	0.19

Continued on next page...

Continued from previous page...

Atom-1	Atom-2	Interatomic distance (Å)	Clash overlap (Å)
4:0:211:ASP:C	4:X:196:ARG:NE[1_556]	2.01	0.19
4:1:172:PRO:CA	4:Y:162:ASN:O[1_556]	2.01	0.19
4:0:76:ILE:O	4:X:16:LEU:O[1_556]	2.01	0.19
4:1:70:PRO:O	4:Y:15:GLY:O[1_556]	2.01	0.19
4:1:189:LEU:CD2	4:Y:196:ARG:N[1_556]	2.01	0.19
4:1:41:GLN:CB	4:W:167:GLU:OE1[1_556]	2.01	0.19
4:2:194:THR:O	4:Y:75:ILE:CD1[1_556]	2.01	0.19
4:1:208:ILE:CD1	4:Y:198:TYR:CE1[1_556]	2.01	0.19
4:0:266:PHE:CB	4:W:172:PRO:CG[1_556]	2.01	0.19
4:0:311:ASP:OD1	4:X:224:GLU:OE2[1_556]	2.01	0.19
4:0:62:ARG:CZ	4:X:204:ALA:O[1_556]	2.01	0.19
4:2:367:PRO:N	4:Z:343:GLY:O[1_556]	2.01	0.19
4:0:294:TYR:C	4:X:319:ALA:CA[1_556]	2.01	0.19
4:1:107:GLU:CA	4:Y:301:GLY:CA[1_556]	2.01	0.19
4:1:122:ILE:C	4:Y:27:PRO:CA[1_556]	2.01	0.19
4:2:119:MET:N	4:Z:340:TRP:CB[1_556]	2.01	0.19
4:0:134:VAL:CG2	4:X:337:TYR:O[1_556]	2.01	0.19
4:2:111:ASN:CB	4:Z:154:ASP:CG[1_556]	2.01	0.19
4:0:274:ILE:CG1	4:X:263:GLN:O[1_556]	2.01	0.19
4:2:194:THR:C	4:Y:75:ILE:CD1[1_556]	2.01	0.19
4:1:74:GLY:CA	4:Y:157:ASP:N[1_556]	2.01	0.19
4:1:292:ASP:OD2	4:Y:325:MET:CB[1_556]	2.01	0.19
4:0:233:SER:O	4:W:367:PRO:N[1_556]	2.01	0.19
4:0:281:SER:OG	4:X:276:GLU:O[1_556]	2.01	0.19
4:2:138:ALA:O	4:Z:299:MET:CE[1_556]	2.01	0.19
4:1:166:TYR:CD2	4:Y:290:ARG:O[1_556]	2.01	0.19
4:1:122:ILE:O	4:Y:26:ALA:O[1_556]	2.01	0.19
4:3:231:ALA:CB	4:Z:369:ILE:O[1_556]	2.01	0.19
4:1:211:ASP:OD1	4:Y:249:THR:CG2[1_556]	2.01	0.19
4:0:122:ILE:CG2	4:X:27:PRO:CA[1_556]	2.01	0.19
4:1:169:TYR:CG	4:Y:150:GLY:CA[1_556]	2.01	0.19
4:1:72:GLU:OE1	4:Y:183:ARG:NH1[1_556]	2.01	0.19
4:1:118:LYS:CE	4:Y:10:CYS:CA[1_556]	2.01	0.19
4:1:265:SER:C	4:X:173:HIS:NE2[1_556]	2.01	0.19
4:0:337:TYR:C	4:X:307:PRO:C[1_556]	2.01	0.19
4:2:123:MET:N	4:Z:27:PRO:N[1_556]	2.01	0.19
4:2:155:SER:O	4:Z:258:PRO:N[1_556]	2.01	0.19
4:1:114:ALA:CB	4:Y:107:GLU:N[1_556]	2.01	0.19
4:1:148:THR:N	4:Y:314:GLN:NE2[1_556]	2.01	0.19
4:2:166:TYR:CD2	4:Z:294:TYR:CB[1_556]	2.01	0.19
4:1:181:ALA:CB	4:Y:185:LEU:CG[1_556]	2.01	0.19

Continued on next page...

Continued from previous page...

Atom-1	Atom-2	Interatomic distance (Å)	Clash overlap (Å)
4:0:37:ARG:C	4:X:60:SER:CB[1_556]	2.01	0.19
4:2:281:SER:C	4:Z:280:ASN:ND2[1_556]	2.01	0.19
4:1:304:THR:CG2	4:Y:259:GLU:N[1_556]	2.01	0.19
4:1:366:GLY:CA	4:Y:348:SER:N[1_556]	2.01	0.19
4:2:113:LYS:N	4:Z:137:GLN:CG[1_556]	2.01	0.19
4:0:184:ASP:CA	4:X:188:TYR:N[1_556]	2.01	0.19
4:1:86:TRP:CG	4:Y:337:TYR:OH[1_556]	2.01	0.19
4:2:72:GLU:CG	4:Z:183:ARG:NE[1_556]	2.01	0.19
4:0:292:ASP:CA	4:X:318:THR:O[1_556]	2.01	0.19
4:2:73:HIS:C	4:Z:156:GLY:C[1_556]	2.01	0.19
4:2:124:PHE:CB	4:Z:24:ASP:C[1_556]	2.01	0.19
4:0:294:TYR:C	4:X:319:ALA:CB[1_556]	2.01	0.19
4:1:174:ALA:CB	4:Y:281:SER:CA[1_556]	2.01	0.19
4:1:207:GLU:CD	4:Y:242:LEU:CG[1_556]	2.01	0.19
4:2:254:ARG:CA	4:Y:113:LYS:NZ[1_556]	2.01	0.19
4:2:180:LEU:CD1	4:Z:267:ILE:N[1_556]	2.01	0.19
4:0:332:PRO:CD	4:X:221:LEU:CA[1_556]	2.01	0.19
4:0:338:SER:CA	4:X:308:GLY:CA[1_556]	2.01	0.19
4:1:115:ASN:OD1	4:Y:12:ASN:O[1_556]	2.01	0.19
4:2:175:ILE:CG1	4:Z:162:ASN:OD1[1_556]	2.01	0.19
4:1:155:SER:O	4:Y:258:PRO:N[1_556]	2.01	0.19
4:1:174:ALA:CA	4:Y:281:SER:N[1_556]	2.01	0.19
4:2:231:ALA:CB	4:Y:369:ILE:O[1_556]	2.01	0.19
4:1:213:LYS:NZ	4:Y:189:LEU:CD1[1_556]	2.01	0.19
4:1:366:GLY:N	4:Y:347:ALA:CA[1_556]	2.01	0.19
4:2:303:THR:O	4:Z:255:PHE:O[1_556]	2.01	0.19
4:0:79:TRP:O	4:X:31:PHE:CD1[1_556]	2.01	0.19
4:0:362:TYR:O	4:X:348:SER:N[1_556]	2.01	0.19
4:2:177:ARG:CZ	4:Z:159:VAL:C[1_556]	2.01	0.19
4:2:137:GLN:CD	4:Z:304:THR:OG1[1_556]	2.01	0.19
4:2:132:MET:SD	4:Z:341:ILE:CG1[1_556]	2.01	0.19
4:2:272:ALA:N	4:Z:271:SER:N[1_556]	2.01	0.19
4:2:279:TYR:CA	4:Z:276:GLU:OE2[1_556]	2.01	0.19
4:2:233:SER:CA	4:Y:367:PRO:C[1_556]	2.01	0.19
4:0:166:TYR:CZ	4:X:325:MET:CG[1_556]	2.02	0.18
4:3:270:GLU:OE2	4:Z:286:ASP:N[1_556]	2.02	0.18
4:0:208:ILE:CA	4:X:198:TYR:CD2[1_556]	2.02	0.18
4:0:183:ARG:CD	4:X:187:ASP:N[1_556]	2.02	0.18
4:2:41:GLN:O	4:X:148:THR:OG1[1_556]	2.02	0.18
4:0:282:ILE:C	4:X:280:ASN:ND2[1_556]	2.02	0.18
4:1:231:ALA:CB	4:X:369:ILE:O[1_556]	2.02	0.18

Continued on next page...

Continued from previous page...

Atom-1	Atom-2	Interatomic distance (Å)	Clash overlap (Å)
4:2:153:LEU:C	4:Z:262:PHE:CE2[1_556]	2.02	0.18
4:0:264:PRO:CB	4:X:268:GLY:O[1_556]	2.02	0.18
4:2:123:MET:CG	4:Z:26:ALA:C[1_556]	2.02	0.18
4:0:293:LEU:N	4:X:320:LEU:C[1_556]	2.02	0.18
4:1:362:TYR:CG	4:Y:23:GLY:N[1_556]	2.02	0.18
4:0:137:GLN:CD	4:X:304:THR:OG1[1_556]	2.02	0.18
4:2:148:THR:CB	4:Z:328:LYS:N[1_556]	2.02	0.18
4:1:206:ARG:O	4:Y:200:PHE:CD2[1_556]	2.02	0.18
4:1:364:GLU:C	4:Y:349:LEU:O[1_556]	2.02	0.18
4:1:197:GLY:CA	4:X:75:ILE:N[1_556]	2.02	0.18
4:2:40:HIS:N	4:X:166:TYR:CE2[1_556]	2.02	0.18
4:0:198:TYR:O	4:W:72:GLU:O[1_556]	2.02	0.18
4:1:120:THR:CG2	4:Y:344:SER:CA[1_556]	2.02	0.18
4:1:114:ALA:O	4:Y:106:THR:OG1[1_556]	2.02	0.18
4:0:151:ILE:CD1	4:X:276:GLU:CA[1_556]	2.02	0.18
4:1:62:ARG:CZ	4:Y:204:ALA:O[1_556]	2.02	0.18
4:2:292:ASP:CA	4:Z:318:THR:O[1_556]	2.02	0.18
4:0:162:ASN:N	4:X:274:ILE:CD1[1_556]	2.02	0.18
4:2:72:GLU:C	4:Z:157:ASP:OD2[1_556]	2.02	0.18
4:0:141:SER:C	4:X:310:ALA:N[1_556]	2.02	0.18
4:0:211:ASP:CA	4:X:249:THR:O[1_556]	2.02	0.18
4:0:307:PRO:CG	4:X:227:MET:CA[1_556]	2.02	0.18
4:3:196:ARG:NH1	4:Z:114:ALA:C[1_556]	2.02	0.18
4:1:183:ARG:C	4:Y:187:ASP:CA[1_556]	2.02	0.18
4:1:214:GLU:O	4:Y:253:GLU:N[1_556]	2.02	0.18
4:2:169:TYR:CD2	4:Z:293:LEU:CD1[1_556]	2.02	0.18
4:0:233:SER:C	4:W:366:GLY:C[1_556]	2.02	0.18
4:2:185:LEU:CA	4:Z:188:TYR:O[1_556]	2.02	0.18
4:2:372:ARG:NE	4:Z:143:TYR:N[1_556]	2.02	0.18
4:3:265:SER:O	4:Z:173:HIS:ND1[1_556]	2.02	0.18
4:1:214:GLU:CB	4:Y:253:GLU:OE2[1_556]	2.02	0.18
4:2:122:ILE:CG2	4:Z:27:PRO:CA[1_556]	2.02	0.18
4:1:118:LYS:CD	4:Y:10:CYS:C[1_556]	2.02	0.18
4:0:296:ASN:CA	4:X:315:LYS:C[1_556]	2.02	0.18
4:2:299:MET:CG	4:Z:312:ARG:NH2[1_556]	2.02	0.18
4:1:290:ARG:CA	4:Y:320:LEU:O[1_556]	2.02	0.18
4:0:299:MET:O	4:X:312:ARG:CG[1_556]	2.02	0.18
4:1:278:THR:C	4:Y:276:GLU:CB[1_556]	2.02	0.18
4:2:123:MET:CE	4:Z:27:PRO:CD[1_556]	2.02	0.18
4:2:123:MET:O	4:Z:26:ALA:O[1_556]	2.02	0.18
4:2:32:PRO:CA	4:Z:211:ASP:CA[1_556]	2.02	0.18

Continued on next page...

Continued from previous page...

Atom-1	Atom-2	Interatomic distance (Å)	Clash overlap (Å)
4:1:112:PRO:O	4:Y:137:GLN:CD[1_556]	2.02	0.18
4:2:211:ASP:CA	4:Z:249:THR:O[1_556]	2.02	0.18
4:1:157:ASP:C	4:Y:186:THR:N[1_556]	2.02	0.18
4:0:81:ASP:CB	4:X:32:PRO:N[1_556]	2.02	0.18
4:0:294:TYR:O	4:X:319:ALA:CB[1_556]	2.02	0.18
4:0:180:LEU:CD2	4:X:267:ILE:O[1_556]	2.02	0.18
4:1:138:ALA:O	4:Y:299:MET:CE[1_556]	2.02	0.18
4:2:372:ARG:NE	4:Z:143:TYR:CA[1_556]	2.02	0.18
4:2:262:PHE:C	4:Z:265:SER:CB[1_556]	2.02	0.18
4:0:184:ASP:C	4:X:188:TYR:CA[1_556]	2.02	0.18
4:0:372:ARG:NE	4:X:143:TYR:N[1_556]	2.02	0.18
4:1:296:ASN:CA	4:Y:315:LYS:C[1_556]	2.02	0.18
4:3:195:GLU:N	4:Z:75:ILE:CD1[1_556]	2.02	0.18
4:1:121:GLN:C	4:Y:340:TRP:CH2[1_556]	2.02	0.18
4:2:148:THR:O	4:Z:328:LYS:CA[1_556]	2.02	0.18
4:1:173:HIS:ND1	4:Y:174:ALA:CB[1_556]	2.02	0.18
4:1:116:ARG:CD	4:Y:141:SER:CA[1_556]	2.02	0.18
4:2:335:ARG:CB	4:Z:220:ALA:CA[1_556]	2.02	0.18
4:1:338:SER:CA	4:Y:308:GLY:CA[1_556]	2.02	0.18
4:0:86:TRP:CG	4:X:337:TYR:OH[1_556]	2.02	0.18
4:2:168:GLY:O	4:Z:296:ASN:O[1_556]	2.02	0.18
4:0:12:ASN:ND2	4:X:336:LYS:CD[1_556]	2.02	0.18
4:1:272:ALA:CA	4:Y:270:GLU:N[1_556]	2.02	0.18
4:1:73:HIS:N	4:Y:157:ASP:CA[1_556]	2.02	0.18
4:2:155:SER:O	4:Z:258:PRO:CG[1_556]	2.02	0.18
4:2:11:ASP:CG	4:Z:305:MET:CA[1_556]	2.02	0.18
4:1:370:VAL:CG2	4:Y:342:GLY:N[1_556]	2.02	0.18
4:1:279:TYR:N	4:Y:276:GLU:CG[1_556]	2.02	0.18
4:2:270:GLU:CG	4:Y:286:ASP:N[1_556]	2.02	0.18
4:2:105:LEU:CA	4:Z:334:GLU:CB[1_556]	2.02	0.18
4:1:162:ASN:CA	4:Y:274:ILE:CB[1_556]	2.02	0.18
4:1:292:ASP:OD1	4:Y:322:PRO:O[1_556]	2.02	0.18
4:2:185:LEU:CG	4:Z:188:TYR:CE2[1_556]	2.02	0.18
4:1:136:ILE:CD1	4:Y:152:VAL:CG1[1_556]	2.02	0.18
4:1:292:ASP:CB	4:Y:321:ALA:C[1_556]	2.02	0.18
4:1:180:LEU:CD1	4:Y:267:ILE:CA[1_556]	2.02	0.18
4:2:12:ASN:ND2	4:Z:336:LYS:CD[1_556]	2.02	0.18
4:2:122:ILE:C	4:Z:27:PRO:CA[1_556]	2.02	0.18
4:0:12:ASN:CG	4:X:336:LYS:CB[1_556]	2.02	0.18
4:0:16:LEU:CD2	4:X:212:ILE:O[1_556]	2.02	0.18
4:2:236:LEU:CG	4:Y:117:GLU:OE1[1_556]	2.02	0.18

Continued on next page...

Continued from previous page...

Atom-1	Atom-2	Interatomic distance (Å)	Clash overlap (Å)
4:1:163:VAL:O	4:Y:278:THR:OG1[1_556]	2.02	0.18
4:1:289:ILE:CG2	4:Y:294:TYR:CE2[1_556]	2.02	0.18
4:0:279:TYR:CA	4:X:276:GLU:OE2[1_556]	2.02	0.18
4:1:283:MET:N	4:Y:280:ASN:ND2[1_556]	2.02	0.18
4:1:207:GLU:OE1	4:Y:242:LEU:CD1[1_556]	2.02	0.18
4:0:207:GLU:CA	4:X:200:PHE:CD1[1_556]	2.02	0.18
4:2:151:ILE:CD1	4:Z:276:GLU:CA[1_556]	2.02	0.18
4:0:233:SER:CA	4:W:367:PRO:C[1_556]	2.02	0.18
4:1:213:LYS:CG	4:Y:192:ILE:CG1[1_556]	2.02	0.18
4:1:147:ARG:N	4:Y:314:GLN:NE2[1_556]	2.02	0.18
4:1:137:GLN:CB	4:Y:304:THR:CA[1_556]	2.02	0.18
4:1:365:ALA:CB	4:Y:349:LEU:CG[1_556]	2.02	0.18
4:1:153:LEU:CD2	4:Y:262:PHE:CA[1_556]	2.02	0.18
4:0:169:TYR:CD2	4:X:293:LEU:CD1[1_556]	2.02	0.18
4:4:40:HIS:N	4:Z:166:TYR:CE2[1_556]	2.02	0.18
4:1:81:ASP:OD1	4:Y:56:ASP:OD2[1_556]	2.02	0.18
4:2:289:ILE:CB	4:Z:294:TYR:CZ[1_556]	2.02	0.18
4:2:180:LEU:CD2	4:Z:267:ILE:O[1_556]	2.02	0.18
4:0:370:VAL:O	4:X:144:ALA:N[1_556]	2.02	0.18
4:1:148:THR:CG2	4:Y:328:LYS:CA[1_556]	2.02	0.18
4:1:167:GLU:OE2	4:Y:326:LYS:CG[1_556]	2.02	0.18
4:0:123:MET:CE	4:X:27:PRO:CD[1_556]	2.02	0.18
4:1:196:ARG:NH1	4:X:115:ASN:CB[1_556]	2.02	0.18
4:2:81:ASP:CB	4:Z:32:PRO:N[1_556]	2.02	0.18
4:0:306:TYR:C	4:X:255:PHE:CE1[1_556]	2.02	0.18
4:2:262:PHE:CA	4:Z:265:SER:OG[1_556]	2.02	0.18
4:0:292:ASP:CB	4:X:321:ALA:CA[1_556]	2.02	0.18
4:2:281:SER:OG	4:Z:276:GLU:O[1_556]	2.02	0.18
4:1:11:ASP:OD1	4:Y:305:MET:CA[1_556]	2.02	0.18
4:2:141:SER:C	4:Z:310:ALA:N[1_556]	2.02	0.18
4:1:370:VAL:CG1	4:Y:342:GLY:O[1_556]	2.02	0.18
4:1:194:THR:C	4:X:75:ILE:CD1[1_556]	2.02	0.18
4:2:147:ARG:C	4:Z:314:GLN:CD[1_556]	2.02	0.18
4:0:168:GLY:O	4:X:296:ASN:O[1_556]	2.02	0.18
4:2:196:ARG:CG	4:Y:115:ASN:CB[1_556]	2.02	0.18
4:0:183:ARG:CB	4:X:187:ASP:CA[1_556]	2.02	0.18
4:1:196:ARG:NH1	4:X:114:ALA:C[1_556]	2.02	0.18
4:2:278:THR:C	4:Z:276:GLU:CB[1_556]	2.02	0.18
4:0:303:THR:O	4:X:255:PHE:O[1_556]	2.02	0.18
4:1:202:THR:O	4:Y:201:VAL:CG2[1_556]	2.02	0.18
4:2:307:PRO:C	4:Z:227:MET:CA[1_556]	2.02	0.18

Continued on next page...

Continued from previous page...

Atom-1	Atom-2	Interatomic distance (Å)	Clash overlap (Å)
4:1:185:LEU:CB	4:Y:188:TYR:CG[1_556]	2.02	0.18
4:1:82:MET:C	4:Y:30:VAL:CA[1_556]	2.02	0.18
4:1:176:MET:C	4:Y:178:LEU:CB[1_556]	2.02	0.18
4:2:37:ARG:CZ	4:Z:57:GLU:N[1_556]	2.02	0.18
4:1:261:LEU:O	4:Y:265:SER:CB[1_556]	2.02	0.18
4:2:232:SER:O	4:Y:366:GLY:C[1_556]	2.02	0.18
4:0:177:ARG:CZ	4:X:159:VAL:C[1_556]	2.02	0.18
4:0:37:ARG:CZ	4:X:57:GLU:N[1_556]	2.02	0.18
4:2:73:HIS:O	4:Z:156:GLY:O[1_556]	2.03	0.17
4:0:261:LEU:CG	4:X:266:PHE:CD1[1_556]	2.03	0.17
4:3:194:THR:O	4:Z:75:ILE:CD1[1_556]	2.03	0.17
4:2:211:ASP:C	4:Z:196:ARG:NE[1_556]	2.03	0.17
4:1:113:LYS:N	4:Y:137:GLN:CG[1_556]	2.03	0.17
4:0:80:ASP:N	4:X:31:PHE:CB[1_556]	2.03	0.17
4:0:167:GLU:N	4:X:295:ALA:CA[1_556]	2.03	0.17
4:2:266:PHE:CB	4:Y:172:PRO:CG[1_556]	2.03	0.17
4:0:117:GLU:CB	4:X:104:LEU:CD2[1_556]	2.03	0.17
4:1:108:ALA:CB	4:Y:155:SER:O[1_556]	2.03	0.17
4:1:162:ASN:CA	4:Y:275:HIS:N[1_556]	2.03	0.17
4:1:175:ILE:CD1	4:Y:162:ASN:CG[1_556]	2.03	0.17
4:3:41:GLN:N	4:Y:167:GLU:CG[1_556]	2.03	0.17
4:2:139:VAL:CG2	4:Z:298:VAL:C[1_556]	2.03	0.17
4:2:60:SER:CB	4:Z:243:PRO:CB[1_556]	2.03	0.17
4:0:339:VAL:O	4:X:335:ARG:NH2[1_556]	2.03	0.17
4:0:155:SER:O	4:X:258:PRO:CG[1_556]	2.03	0.17
4:0:310:ALA:CB	4:X:224:GLU:N[1_556]	2.03	0.17
4:2:297:ASN:N	4:Z:316:GLU:N[1_556]	2.03	0.17
4:3:228:ALA:O	4:Z:369:ILE:C[1_556]	2.03	0.17
4:2:162:ASN:ND2	4:Z:273:GLY:CA[1_556]	2.03	0.17
4:1:307:PRO:CB	4:Y:227:MET:O[1_556]	2.03	0.17
4:1:208:ILE:CA	4:Y:198:TYR:CD2[1_556]	2.03	0.17
4:0:14:SER:CB	4:X:213:LYS:NZ[1_556]	2.03	0.17
4:1:136:ILE:CG2	4:Y:299:MET:CA[1_556]	2.03	0.17
4:0:162:ASN:ND2	4:X:273:GLY:CA[1_556]	2.03	0.17
4:0:369:ILE:CD1	4:X:143:TYR:OH[1_556]	2.03	0.17
4:1:179:ASP:CA	4:Y:180:LEU:CA[1_556]	2.03	0.17
4:2:71:ILE:O	4:Z:157:ASP:CG[1_556]	2.03	0.17
4:0:307:PRO:C	4:X:227:MET:CA[1_556]	2.03	0.17
4:1:279:TYR:CA	4:Y:276:GLU:OE2[1_556]	2.03	0.17
4:1:125:GLU:O	4:Y:21:PHE:CD1[1_556]	2.03	0.17
4:2:298:VAL:C	4:Z:312:ARG:CA[1_556]	2.03	0.17

Continued on next page...

Continued from previous page...

Atom-1	Atom-2	Interatomic distance (Å)	Clash overlap (Å)
4:2:118:LYS:CG	4:Z:10:CYS:C[1_556]	2.03	0.17
4:1:123:MET:N	4:Y:27:PRO:N[1_556]	2.03	0.17
4:0:179:ASP:CA	4:X:180:LEU:CB[1_556]	2.03	0.17
4:0:332:PRO:CG	4:X:221:LEU:CB[1_556]	2.03	0.17
4:0:195:GLU:OE1	4:W:111:ASN:N[1_556]	2.03	0.17
4:3:196:ARG:CG	4:Z:115:ASN:CB[1_556]	2.03	0.17
4:1:251:GLY:CA	4:X:114:ALA:CB[1_556]	2.03	0.17
4:0:195:GLU:CA	4:W:75:ILE:CD1[1_556]	2.03	0.17
4:1:357:ILE:CG2	4:Y:345:ILE:CD1[1_556]	2.03	0.17
4:2:232:SER:N	4:Y:369:ILE:CA[1_556]	2.03	0.17
4:1:274:ILE:N	4:Y:264:PRO:CD[1_556]	2.03	0.17
4:1:136:ILE:CB	4:Y:300:SER:N[1_556]	2.03	0.17
4:0:371:HIS:N	4:X:342:GLY:O[1_556]	2.03	0.17
4:2:362:TYR:CE1	4:Z:22:ALA:CB[1_556]	2.03	0.17
4:2:257:CYS:SG	4:Z:192:ILE:CG2[1_556]	2.03	0.17
4:0:172:PRO:C	4:X:281:SER:OG[1_556]	2.03	0.17
4:2:198:TYR:O	4:Y:72:GLU:O[1_556]	2.03	0.17
4:0:71:ILE:O	4:X:157:ASP:CG[1_556]	2.03	0.17
4:2:12:ASN:CG	4:Z:336:LYS:CB[1_556]	2.03	0.17
4:2:331:ALA:C	4:Z:221:LEU:N[1_556]	2.03	0.17
4:2:310:ALA:CB	4:Z:224:GLU:N[1_556]	2.03	0.17
4:2:214:GLU:CB	4:Z:253:GLU:OE2[1_556]	2.03	0.17
4:2:337:TYR:C	4:Z:307:PRO:C[1_556]	2.03	0.17
4:1:310:ALA:CB	4:Y:224:GLU:N[1_556]	2.03	0.17
4:0:162:ASN:OD1	4:X:273:GLY:O[1_556]	2.03	0.17
4:2:362:TYR:O	4:Z:348:SER:N[1_556]	2.03	0.17
4:2:253:GLU:CG	4:Y:112:PRO:CB[1_556]	2.03	0.17
4:0:236:LEU:CG	4:W:117:GLU:OE1[1_556]	2.03	0.17
4:2:283:MET:N	4:Z:280:ASN:ND2[1_556]	2.03	0.17
4:2:161:HIS:NE2	4:Z:160:THR:CA[1_556]	2.03	0.17
4:1:111:ASN:CB	4:Y:154:ASP:CG[1_556]	2.03	0.17
4:0:274:ILE:N	4:X:264:PRO:CD[1_556]	2.03	0.17
4:0:138:ALA:O	4:X:299:MET:CE[1_556]	2.03	0.17
4:2:233:SER:C	4:Y:366:GLY:C[1_556]	2.03	0.17
4:1:228:ALA:O	4:X:369:ILE:C[1_556]	2.03	0.17
4:0:232:SER:N	4:W:369:ILE:CA[1_556]	2.03	0.17
4:0:357:ILE:CG2	4:X:345:ILE:CD1[1_556]	2.03	0.17
4:3:265:SER:C	4:Z:173:HIS:NE2[1_556]	2.03	0.17
4:2:297:ASN:CA	4:Z:316:GLU:CB[1_556]	2.03	0.17
4:0:293:LEU:CD2	4:X:279:TYR:CG[1_556]	2.03	0.17
4:0:125:GLU:CA	4:X:24:ASP:CG[1_556]	2.03	0.17

Continued on next page...

Continued from previous page...

Atom-1	Atom-2	Interatomic distance (Å)	Clash overlap (Å)
4:0:291:LYS:CD	4:X:322:PRO:CB[1_556]	2.03	0.17
4:1:119:MET:O	4:Y:340:TRP:CG[1_556]	2.03	0.17
4:2:62:ARG:NE	4:Z:204:ALA:O[1_556]	2.03	0.17
4:2:195:GLU:OE1	4:Y:111:ASN:N[1_556]	2.03	0.17
4:0:72:GLU:C	4:X:157:ASP:OD2[1_556]	2.03	0.17
4:2:372:ARG:CA	4:Z:143:TYR:CG[1_556]	2.03	0.17
4:2:307:PRO:CG	4:Z:227:MET:CA[1_556]	2.03	0.17
4:0:118:LYS:CG	4:X:10:CYS:C[1_556]	2.03	0.17
4:0:147:ARG:NH1	4:X:315:LYS:CG[1_556]	2.03	0.17
4:2:166:TYR:C	4:Z:294:TYR:N[1_556]	2.03	0.17
4:0:148:THR:O	4:X:328:LYS:CA[1_556]	2.03	0.17
4:0:109:PRO:CG	4:X:153:LEU:CG[1_556]	2.03	0.17
4:2:208:ILE:CA	4:Z:198:TYR:CD2[1_556]	2.03	0.17
4:0:116:ARG:CB	4:X:339:VAL:CG1[1_556]	2.03	0.17
4:0:137:GLN:CB	4:X:304:THR:CA[1_556]	2.03	0.17
4:2:195:GLU:CA	4:Y:75:ILE:CD1[1_556]	2.03	0.17
4:2:175:ILE:C	4:Z:162:ASN:OD1[1_556]	2.03	0.17
4:2:179:ASP:CA	4:Z:180:LEU:CB[1_556]	2.03	0.17
4:0:73:HIS:C	4:X:156:GLY:C[1_556]	2.03	0.17
4:2:116:ARG:CZ	4:Z:141:SER:N[1_556]	2.03	0.17
4:1:210:ARG:N	4:Y:193:LEU:CB[1_556]	2.03	0.17
4:1:79:TRP:N	4:Y:17:VAL:CG2[1_556]	2.03	0.17
4:0:41:GLN:O	4:V:148:THR:OG1[1_556]	2.03	0.17
4:2:16:LEU:CD2	4:Z:212:ILE:O[1_556]	2.03	0.17
4:0:166:TYR:CE1	4:X:325:MET:SD[1_556]	2.03	0.17
4:0:206:ARG:CA	4:X:199:SER:N[1_556]	2.03	0.17
4:3:196:ARG:NH1	4:Z:115:ASN:CB[1_556]	2.03	0.17
4:0:272:ALA:N	4:X:271:SER:N[1_556]	2.03	0.17
4:1:371:HIS:N	4:Y:342:GLY:O[1_556]	2.03	0.17
4:1:116:ARG:NH2	4:Y:141:SER:O[1_556]	2.03	0.17
4:4:63:GLY:C	4:Z:288:ASP:O[1_556]	2.03	0.17
4:2:212:ILE:CB	4:Z:196:ARG:CG[1_556]	2.03	0.17
4:2:332:PRO:CD	4:Z:221:LEU:CA[1_556]	2.03	0.17
4:2:166:TYR:CE1	4:Z:325:MET:SD[1_556]	2.03	0.17
4:0:372:ARG:NH1	4:X:145:SER:OG[1_556]	2.03	0.17
4:0:73:HIS:O	4:X:156:GLY:O[1_556]	2.03	0.17
4:0:176:MET:C	4:X:178:LEU:CD2[1_556]	2.03	0.17
4:0:59:GLN:CD	4:X:208:ILE:CG2[1_556]	2.03	0.17
4:3:197:GLY:CA	4:Z:75:ILE:N[1_556]	2.03	0.17
4:2:369:ILE:CB	4:Z:346:LEU:CA[1_556]	2.03	0.17
4:1:83:GLU:CG	4:Y:28:ARG:O[1_556]	2.03	0.17

Continued on next page...

Continued from previous page...

Atom-1	Atom-2	Interatomic distance (Å)	Clash overlap (Å)
4:1:32:PRO:N	4:Y:211:ASP:CB[1_556]	2.03	0.17
4:2:116:ARG:CB	4:Z:339:VAL:CG1[1_556]	2.03	0.17
4:2:293:LEU:N	4:Z:320:LEU:C[1_556]	2.03	0.17
4:2:63:GLY:C	4:X:288:ASP:O[1_556]	2.03	0.17
4:0:303:THR:O	4:X:256:ARG:CA[1_556]	2.03	0.17
4:2:339:VAL:O	4:Z:335:ARG:NH2[1_556]	2.03	0.17
4:0:306:TYR:CE1	4:X:256:ARG:CD[1_556]	2.03	0.17
4:2:120:THR:CG2	4:Z:344:SER:CA[1_556]	2.03	0.17
4:1:41:GLN:N	4:W:167:GLU:CG[1_556]	2.03	0.17
4:0:123:MET:CG	4:X:26:ALA:C[1_556]	2.03	0.17
4:0:185:LEU:CG	4:X:188:TYR:CE2[1_556]	2.03	0.17
4:2:162:ASN:OD1	4:Z:273:GLY:O[1_556]	2.03	0.17
4:0:253:GLU:CG	4:W:112:PRO:CB[1_556]	2.03	0.17
4:2:306:TYR:CD2	4:Z:256:ARG:CA[1_556]	2.03	0.17
4:1:131:ALA:N	4:Y:25:ASP:CG[1_556]	2.03	0.17
4:0:369:ILE:CB	4:X:346:LEU:CA[1_556]	2.03	0.17
4:1:158:GLY:O	4:Y:184:ASP:CB[1_556]	2.03	0.17
4:2:159:VAL:CA	4:Z:181:ALA:O[1_556]	2.03	0.17
4:2:183:ARG:CB	4:Z:187:ASP:CA[1_556]	2.03	0.17
4:1:299:MET:N	4:Y:312:ARG:CA[1_556]	2.03	0.17
4:2:292:ASP:CB	4:Z:321:ALA:CA[1_556]	2.03	0.17
4:0:185:LEU:CA	4:X:188:TYR:O[1_556]	2.03	0.17
4:2:370:VAL:O	4:Z:144:ALA:N[1_556]	2.03	0.17
4:1:72:GLU:CA	4:Y:157:ASP:CB[1_556]	2.03	0.17
4:1:183:ARG:CA	4:Y:187:ASP:C[1_556]	2.03	0.17
4:2:166:TYR:CZ	4:Z:325:MET:CG[1_556]	2.03	0.17
4:0:83:GLU:CD	4:X:29:ALA:CB[1_556]	2.03	0.17
4:1:79:TRP:CE3	4:Y:18:LYS:CB[1_556]	2.03	0.17
4:0:166:TYR:C	4:X:294:TYR:N[1_556]	2.03	0.17
4:0:372:ARG:NE	4:X:143:TYR:CA[1_556]	2.03	0.17
4:1:118:LYS:CD	4:Y:10:CYS:CB[1_556]	2.03	0.17
4:1:16:LEU:CD1	4:Y:215:LYS:N[1_556]	2.03	0.17
4:2:209:VAL:CG1	4:Z:194:THR:CG2[1_556]	2.03	0.17
4:1:136:ILE:CB	4:Y:299:MET:N[1_556]	2.03	0.17
4:1:294:TYR:N	4:Y:319:ALA:O[1_556]	2.03	0.17
4:2:194:THR:CB	4:Y:177:ARG:CZ[1_556]	2.03	0.17
4:2:210:ARG:CZ	4:Z:212:ILE:CG2[1_556]	2.03	0.17
4:1:372:ARG:NE	4:Y:143:TYR:C[1_556]	2.03	0.17
4:1:304:THR:CG2	4:Y:259:GLU:CA[1_556]	2.03	0.17
4:2:80:ASP:N	4:Z:31:PHE:CB[1_556]	2.03	0.17
4:1:196:ARG:CZ	4:X:115:ASN:CB[1_556]	2.04	0.16

Continued on next page...

Continued from previous page...

Atom-1	Atom-2	Interatomic distance (Å)	Clash overlap (Å)
4:0:289:ILE:CB	4:X:294:TYR:CZ[1_556]	2.04	0.16
4:1:166:TYR:CD2	4:Y:294:TYR:CB[1_556]	2.04	0.16
4:2:81:ASP:C	4:Z:31:PHE:CA[1_556]	2.04	0.16
4:1:189:LEU:CG	4:Y:195:GLU:C[1_556]	2.04	0.16
4:0:107:GLU:CA	4:X:301:GLY:CA[1_556]	2.04	0.16
4:2:197:GLY:CA	4:Y:75:ILE:CB[1_556]	2.04	0.16
4:2:299:MET:O	4:Z:312:ARG:CG[1_556]	2.04	0.16
4:2:59:GLN:OE1	4:Z:208:ILE:CB[1_556]	2.04	0.16
4:2:147:ARG:NH1	4:Z:315:LYS:CG[1_556]	2.04	0.16
4:0:301:GLY:N	4:X:219:VAL:CA[1_556]	2.04	0.16
4:2:338:SER:CA	4:Z:308:GLY:CA[1_556]	2.04	0.16
4:0:298:VAL:C	4:X:312:ARG:CA[1_556]	2.04	0.16
4:2:129:VAL:CG2	4:Z:25:ASP:N[1_556]	2.04	0.16
4:0:121:GLN:OE1	4:X:9:VAL:O[1_556]	2.04	0.16
4:1:309:ILE:CD1	4:Y:259:GLU:OE2[1_556]	2.04	0.16
4:0:105:LEU:CA	4:X:334:GLU:CB[1_556]	2.04	0.16
4:1:195:GLU:N	4:X:75:ILE:CD1[1_556]	2.04	0.16
4:2:14:SER:CB	4:Z:213:LYS:NZ[1_556]	2.04	0.16
4:2:272:ALA:CA	4:Z:270:GLU:N[1_556]	2.04	0.16
4:2:83:GLU:CD	4:Z:29:ALA:CB[1_556]	2.04	0.16
4:2:73:HIS:C	4:Z:157:ASP:C[1_556]	2.04	0.16
4:1:167:GLU:C	4:Y:295:ALA:CB[1_556]	2.04	0.16
4:1:294:TYR:O	4:Y:319:ALA:O[1_556]	2.04	0.16
4:2:206:ARG:O	4:Z:200:PHE:CD2[1_556]	2.04	0.16
4:2:293:LEU:CD2	4:Z:279:TYR:CG[1_556]	2.04	0.16
4:1:177:ARG:C	4:Y:178:LEU:CD1[1_556]	2.04	0.16
4:0:174:ALA:CB	4:X:277:THR:O[1_556]	2.04	0.16
4:0:125:GLU:N	4:X:24:ASP:CB[1_556]	2.04	0.16
4:2:125:GLU:CA	4:Z:24:ASP:CG[1_556]	2.04	0.16
4:0:104:LEU:O	4:X:333:PRO:C[1_556]	2.04	0.16
4:3:196:ARG:CZ	4:Z:115:ASN:CB[1_556]	2.04	0.16
4:1:296:ASN:O	4:Y:315:LYS:C[1_556]	2.04	0.16
4:0:160:THR:CA	4:X:180:LEU:CD1[1_556]	2.04	0.16
4:0:191:LYS:CD	4:W:110:LEU:CD2[1_556]	2.04	0.16
4:2:183:ARG:CD	4:Z:187:ASP:N[1_556]	2.04	0.16
4:2:15:GLY:C	4:Z:214:GLU:CG[1_556]	2.04	0.16
4:2:197:GLY:N	4:Y:75:ILE:CG2[1_556]	2.04	0.16
4:1:336:LYS:N	4:Y:218:TYR:CA[1_556]	2.04	0.16
4:0:171:LEU:O	4:X:281:SER:OG[1_556]	2.04	0.16
4:1:292:ASP:CA	4:Y:321:ALA:N[1_556]	2.04	0.16
4:2:86:TRP:CG	4:Z:337:TYR:OH[1_556]	2.04	0.16

Continued on next page...

Continued from previous page...

Atom-1	Atom-2	Interatomic distance (Å)	Clash overlap (Å)
4:0:262:PHE:C	4:X:265:SER:CB[1_556]	2.04	0.16
4:0:30:VAL:O	4:X:215:LYS:CG[1_556]	2.04	0.16
4:1:115:ASN:C	4:Y:339:VAL:CG1[1_556]	2.04	0.16
4:0:72:GLU:OE1	4:X:183:ARG:NH1[1_556]	2.04	0.16
4:2:303:THR:O	4:Z:256:ARG:CA[1_556]	2.04	0.16
4:0:212:ILE:CB	4:X:196:ARG:CG[1_556]	2.04	0.16
4:1:183:ARG:CZ	4:Y:186:THR:CB[1_556]	2.04	0.16
4:0:80:ASP:O	4:X:30:VAL:O[1_556]	2.04	0.16
4:3:267:ILE:O	4:Z:173:HIS:C[1_556]	2.04	0.16
4:1:371:HIS:CA	4:Y:140:LEU:CA[1_556]	2.04	0.16
4:0:267:ILE:O	4:W:173:HIS:C[1_556]	2.04	0.16
4:0:137:GLN:CB	4:X:304:THR:CG2[1_556]	2.04	0.16
4:0:63:GLY:C	4:V:288:ASP:O[1_556]	2.04	0.16
4:2:210:ARG:N	4:Z:193:LEU:CB[1_556]	2.04	0.16
4:2:160:THR:CA	4:Z:180:LEU:CD1[1_556]	2.04	0.16
4:1:190:MET:CA	4:Y:194:THR:OG1[1_556]	2.04	0.16
4:0:116:ARG:CZ	4:X:141:SER:N[1_556]	2.04	0.16
4:1:185:LEU:CD2	4:Y:188:TYR:CD2[1_556]	2.04	0.16
4:3:231:ALA:N	4:Z:368:SER:C[1_556]	2.04	0.16
4:1:173:HIS:C	4:Y:174:ALA:O[1_556]	2.04	0.16
4:0:209:VAL:CG1	4:X:194:THR:CG2[1_556]	2.04	0.16
4:0:159:VAL:CA	4:X:181:ALA:O[1_556]	2.04	0.16
4:0:262:PHE:CA	4:X:265:SER:OG[1_556]	2.04	0.16
4:0:86:TRP:CH2	4:X:337:TYR:CE1[1_556]	2.04	0.16
4:2:137:GLN:CB	4:Z:304:THR:CA[1_556]	2.04	0.16
4:0:116:ARG:CB	4:X:339:VAL:CB[1_556]	2.04	0.16
4:2:372:ARG:NE	4:Z:143:TYR:C[1_556]	2.04	0.16
4:2:176:MET:C	4:Z:178:LEU:CD2[1_556]	2.04	0.16
4:1:265:SER:CA	4:X:173:HIS:NE2[1_556]	2.04	0.16
4:1:159:VAL:O	4:Y:185:LEU:CD2[1_556]	2.04	0.16
4:1:165:ILE:N	4:Y:278:THR:CG2[1_556]	2.04	0.16
4:0:30:VAL:CG1	4:X:215:LYS:C[1_556]	2.04	0.16
4:1:177:ARG:CB	4:Y:178:LEU:CA[1_556]	2.04	0.16
4:1:173:HIS:CG	4:Y:174:ALA:CB[1_556]	2.04	0.16
4:1:194:THR:O	4:X:75:ILE:CD1[1_556]	2.04	0.16
4:1:296:ASN:OD1	4:Y:318:THR:CG2[1_556]	2.04	0.16
4:0:167:GLU:CA	4:X:294:TYR:C[1_556]	2.04	0.16
4:1:12:ASN:CG	4:Y:336:LYS:CB[1_556]	2.04	0.16
4:0:305:MET:C	4:X:255:PHE:CZ[1_556]	2.04	0.16
4:0:161:HIS:NE2	4:X:160:THR:CA[1_556]	2.04	0.16
4:1:122:ILE:CB	4:Y:19:ALA:C[1_556]	2.04	0.16

Continued on next page...

Continued from previous page...

Atom-1	Atom-2	Interatomic distance (Å)	Clash overlap (Å)
4:1:12:ASN:CG	4:Y:336:LYS:CG[1_556]	2.04	0.16
4:2:231:ALA:N	4:Y:367:PRO:O[1_556]	2.04	0.16
4:2:171:LEU:O	4:Z:281:SER:OG[1_556]	2.04	0.16
4:2:105:LEU:N	4:Z:334:GLU:CG[1_556]	2.04	0.16
4:0:331:ALA:C	4:X:221:LEU:N[1_556]	2.04	0.16
4:1:206:ARG:CB	4:Y:199:SER:O[1_556]	2.04	0.16
4:0:232:SER:O	4:W:366:GLY:C[1_556]	2.04	0.16
4:2:174:ALA:CB	4:Z:277:THR:O[1_556]	2.04	0.16
4:0:362:TYR:CE1	4:X:344:SER:O[1_556]	2.04	0.16
4:3:251:GLY:CA	4:Z:114:ALA:CB[1_556]	2.04	0.16
4:0:181:ALA:C	4:X:188:TYR:CB[1_556]	2.04	0.16
4:0:59:GLN:OE1	4:X:208:ILE:CB[1_556]	2.04	0.16
4:0:67:LEU:C	4:X:59:GLN:OE1[1_556]	2.04	0.16
4:0:81:ASP:C	4:X:31:PHE:CA[1_556]	2.04	0.16
4:1:281:SER:OG	4:Y:276:GLU:O[1_556]	2.04	0.16
4:2:292:ASP:N	4:Z:321:ALA:N[1_556]	2.04	0.16
4:1:174:ALA:CA	4:Y:277:THR:O[1_556]	2.04	0.16
4:0:184:ASP:CA	4:X:188:TYR:CA[1_556]	2.04	0.16
4:1:164:PRO:CG	4:Y:278:THR:CB[1_556]	2.04	0.16
4:2:372:ARG:NH1	4:Z:145:SER:OG[1_556]	2.04	0.16
4:2:184:ASP:CA	4:Z:188:TYR:CA[1_556]	2.04	0.16
4:0:83:GLU:OE2	4:X:28:ARG:O[1_556]	2.04	0.16
4:2:261:LEU:CG	4:Z:266:PHE:CD1[1_556]	2.04	0.16
4:0:73:HIS:C	4:X:157:ASP:C[1_556]	2.04	0.16
4:0:298:VAL:N	4:X:316:GLU:CB[1_556]	2.04	0.16
4:2:153:LEU:CD1	4:Z:262:PHE:N[1_556]	2.04	0.16
4:2:296:ASN:CG	4:Z:318:THR:CA[1_556]	2.04	0.16
4:0:367:PRO:C	4:X:343:GLY:C[1_556]	2.04	0.16
4:2:332:PRO:CG	4:Z:221:LEU:CB[1_556]	2.04	0.16
4:2:67:LEU:C	4:Z:59:GLN:OE1[1_556]	2.04	0.16
4:2:298:VAL:N	4:Z:316:GLU:CB[1_556]	2.04	0.16
4:2:109:PRO:CG	4:Z:153:LEU:CG[1_556]	2.04	0.16
4:0:231:ALA:N	4:W:367:PRO:O[1_556]	2.04	0.16
4:2:136:ILE:CB	4:Z:300:SER:N[1_556]	2.04	0.16
4:2:172:PRO:C	4:Z:281:SER:OG[1_556]	2.04	0.16
4:1:136:ILE:C	4:Y:300:SER:N[1_556]	2.04	0.16
4:0:62:ARG:NE	4:X:204:ALA:O[1_556]	2.05	0.15
4:2:76:ILE:CG2	4:Z:16:LEU:O[1_556]	2.05	0.15
4:2:148:THR:C	4:Z:328:LYS:CA[1_556]	2.05	0.15
4:3:195:GLU:CD	4:Z:109:PRO:CA[1_556]	2.05	0.15
4:2:369:ILE:CD1	4:Z:143:TYR:OH[1_556]	2.05	0.15

Continued on next page...

Continued from previous page...

Atom-1	Atom-2	Interatomic distance (Å)	Clash overlap (Å)
4:1:195:GLU:CD	4:X:109:PRO:CA[1_556]	2.05	0.15
4:0:76:ILE:CG2	4:X:16:LEU:O[1_556]	2.05	0.15
4:2:268:GLY:N	4:Y:173:HIS:C[1_556]	2.05	0.15
4:2:305:MET:N	4:Z:223:PHE:CE1[1_556]	2.05	0.15
4:0:372:ARG:CA	4:X:143:TYR:CG[1_556]	2.05	0.15
4:2:207:GLU:N	4:Z:199:SER:O[1_556]	2.05	0.15
4:0:278:THR:C	4:X:276:GLU:CB[1_556]	2.05	0.15
4:1:367:PRO:N	4:Y:343:GLY:O[1_556]	2.05	0.15
4:1:138:ALA:O	4:Y:299:MET:SD[1_556]	2.05	0.15
4:2:279:TYR:C	4:Z:276:GLU:CD[1_556]	2.05	0.15
4:2:306:TYR:CA	4:Z:255:PHE:CE1[1_556]	2.05	0.15
4:2:72:GLU:OE1	4:Z:183:ARG:NH1[1_556]	2.05	0.15
4:3:61:LYS:O	4:Y:288:ASP:O[1_556]	2.05	0.15
4:1:209:VAL:N	4:Y:198:TYR:CD2[1_556]	2.05	0.15
4:1:176:MET:C	4:Y:178:LEU:CD2[1_556]	2.05	0.15
4:0:210:ARG:CZ	4:X:212:ILE:CG2[1_556]	2.05	0.15
4:2:137:GLN:CB	4:Z:304:THR:CG2[1_556]	2.05	0.15
4:2:289:ILE:CB	4:Z:294:TYR:CE2[1_556]	2.05	0.15
4:2:306:TYR:CE1	4:Z:256:ARG:CD[1_556]	2.05	0.15
4:1:125:GLU:O	4:Y:28:ARG:CZ[1_556]	2.05	0.15
4:0:139:VAL:CG2	4:X:298:VAL:C[1_556]	2.05	0.15
4:2:367:PRO:C	4:Z:343:GLY:C[1_556]	2.05	0.15
4:0:272:ALA:O	4:X:270:GLU:N[1_556]	2.05	0.15
4:0:207:GLU:N	4:X:199:SER:O[1_556]	2.05	0.15
4:1:208:ILE:CB	4:Y:198:TYR:CG[1_556]	2.05	0.15
4:2:124:PHE:CG	4:Z:23:GLY:O[1_556]	2.05	0.15
4:2:125:GLU:N	4:Z:24:ASP:CB[1_556]	2.05	0.15
4:2:169:TYR:C	4:Z:296:ASN:O[1_556]	2.05	0.15
4:1:196:ARG:CG	4:X:115:ASN:CB[1_556]	2.05	0.15
4:0:272:ALA:CA	4:X:270:GLU:N[1_556]	2.05	0.15
4:0:362:TYR:CE1	4:X:22:ALA:CB[1_556]	2.05	0.15
4:2:139:VAL:O	4:Z:329:ILE:C[1_556]	2.05	0.15
4:1:114:ALA:O	4:Y:106:THR:CB[1_556]	2.05	0.15
4:0:194:THR:CB	4:W:177:ARG:CZ[1_556]	2.05	0.15
4:1:210:ARG:CZ	4:Y:212:ILE:CG2[1_556]	2.05	0.15
4:2:362:TYR:CE1	4:Z:344:SER:O[1_556]	2.05	0.15
4:1:61:LYS:O	4:W:288:ASP:O[1_556]	2.05	0.15
4:1:337:TYR:CA	4:Y:307:PRO:N[1_556]	2.05	0.15
4:1:289:ILE:CB	4:Y:294:TYR:CZ[1_556]	2.05	0.15
4:1:231:ALA:N	4:X:368:SER:C[1_556]	2.05	0.15
4:2:106:THR:O	4:Z:336:LYS:C[1_556]	2.05	0.15

Continued on next page...

Continued from previous page...

Atom-1	Atom-2	Interatomic distance (Å)	Clash overlap (Å)
4:2:185:LEU:CD2	4:Z:188:TYR:CD2[1_556]	2.05	0.15
4:1:116:ARG:CB	4:Y:339:VAL:CB[1_556]	2.05	0.15
4:0:297:ASN:N	4:X:316:GLU:N[1_556]	2.05	0.15
4:0:72:GLU:CD	4:X:183:ARG:CD[1_556]	2.05	0.15
4:0:210:ARG:N	4:X:193:LEU:CB[1_556]	2.05	0.15
4:2:194:THR:CG2	4:Y:177:ARG:NH2[1_556]	2.05	0.15
4:3:230:ALA:CA	4:Z:368:SER:O[1_556]	2.05	0.15
4:0:291:LYS:NZ	4:X:322:PRO:N[1_556]	2.05	0.15
4:2:118:LYS:CD	4:Z:10:CYS:N[1_556]	2.05	0.15
4:1:83:GLU:OE1	4:Y:29:ALA:N[1_556]	2.05	0.15
4:0:305:MET:N	4:X:223:PHE:CE1[1_556]	2.05	0.15
4:0:136:ILE:CB	4:X:300:SER:N[1_556]	2.05	0.15
4:1:149:THR:OG1	4:Y:326:LYS:C[1_556]	2.05	0.15
4:2:157:ASP:O	4:Z:185:LEU:CB[1_556]	2.05	0.15
4:1:308:GLY:N	4:Y:224:GLU:O[1_556]	2.05	0.15
4:1:30:VAL:CG1	4:Y:215:LYS:C[1_556]	2.05	0.15
4:0:302:GLY:CA	4:X:258:PRO:CD[1_556]	2.05	0.15
4:1:69:TYR:CE2	4:Y:210:ARG:CB[1_556]	2.05	0.15
4:0:297:ASN:CA	4:X:316:GLU:CB[1_556]	2.05	0.15
4:0:175:ILE:O	4:X:277:THR:CG2[1_556]	2.05	0.15
4:2:294:TYR:CA	4:Z:320:LEU:N[1_556]	2.05	0.15
4:1:106:THR:O	4:Y:336:LYS:C[1_556]	2.05	0.15
4:2:121:GLN:OE1	4:Z:9:VAL:O[1_556]	2.05	0.15
4:1:336:LYS:CG	4:Y:218:TYR:CB[1_556]	2.05	0.15
4:1:76:ILE:O	4:Y:16:LEU:O[1_556]	2.05	0.15
4:1:121:GLN:OE1	4:Y:9:VAL:O[1_556]	2.05	0.15
4:0:33:SER:N	4:X:214:GLU:OE1[1_556]	2.05	0.15
4:2:191:LYS:CD	4:Y:110:LEU:CD2[1_556]	2.05	0.15
4:1:370:VAL:O	4:Y:140:LEU:O[1_556]	2.05	0.15
4:2:272:ALA:O	4:Z:270:GLU:N[1_556]	2.05	0.15
4:0:198:TYR:N	4:W:75:ILE:CA[1_556]	2.05	0.15
4:2:172:PRO:CG	4:Z:163:VAL:C[1_556]	2.05	0.15
4:0:257:CYS:SG	4:X:192:ILE:CG2[1_556]	2.05	0.15
4:0:283:MET:N	4:X:280:ASN:ND2[1_556]	2.05	0.15
4:2:206:ARG:CA	4:Z:199:SER:N[1_556]	2.05	0.15
4:0:296:ASN:CG	4:X:318:THR:CA[1_556]	2.05	0.15
4:2:59:GLN:CD	4:Z:208:ILE:CG2[1_556]	2.05	0.15
4:1:169:TYR:CG	4:Y:151:ILE:N[1_556]	2.05	0.15
4:0:233:SER:OG	4:W:367:PRO:CA[1_556]	2.05	0.15
4:1:108:ALA:N	4:Y:300:SER:C[1_556]	2.05	0.15
4:0:279:TYR:C	4:X:276:GLU:CD[1_556]	2.05	0.15

Continued on next page...

Continued from previous page...

Atom-1	Atom-2	Interatomic distance (Å)	Clash overlap (Å)
4:2:296:ASN:OD1	4:Z:318:THR:CG2[1_556]	2.05	0.15
4:2:33:SER:N	4:Z:214:GLU:OE1[1_556]	2.05	0.15
4:0:157:ASP:O	4:X:185:LEU:CB[1_556]	2.05	0.15
4:2:185:LEU:CB	4:Z:188:TYR:CG[1_556]	2.05	0.15
4:1:118:LYS:CD	4:Y:10:CYS:N[1_556]	2.05	0.15
4:3:234:SER:CA	4:Z:367:PRO:CD[1_556]	2.05	0.15
4:2:181:ALA:C	4:Z:188:TYR:CB[1_556]	2.05	0.15
4:0:274:ILE:CG1	4:X:263:GLN:CB[1_556]	2.05	0.15
4:1:130:PRO:CA	4:Y:25:ASP:OD2[1_556]	2.05	0.15
4:0:118:LYS:CE	4:X:10:CYS:SG[1_556]	2.05	0.15
4:0:298:VAL:N	4:X:316:GLU:CG[1_556]	2.05	0.15
4:0:268:GLY:N	4:W:173:HIS:C[1_556]	2.05	0.15
4:2:121:GLN:O	4:Z:20:GLY:C[1_556]	2.05	0.15
4:2:167:GLU:CA	4:Z:294:TYR:C[1_556]	2.05	0.15
4:2:195:GLU:OE1	4:Y:110:LEU:C[1_556]	2.05	0.15
4:0:194:THR:O	4:W:75:ILE:CB[1_556]	2.05	0.15
4:2:357:ILE:CG2	4:Z:345:ILE:CD1[1_556]	2.05	0.15
4:1:371:HIS:CB	4:Y:140:LEU:CG[1_556]	2.05	0.15
4:2:116:ARG:CB	4:Z:339:VAL:CB[1_556]	2.05	0.15
4:0:120:THR:CG2	4:X:344:SER:CA[1_556]	2.05	0.15
4:0:175:ILE:C	4:X:162:ASN:OD1[1_556]	2.05	0.15
4:1:234:SER:CA	4:X:367:PRO:CD[1_556]	2.05	0.15
4:1:306:TYR:CE2	4:Y:256:ARG:CA[1_556]	2.05	0.15
4:0:129:VAL:CG2	4:X:25:ASP:N[1_556]	2.05	0.15
4:0:206:ARG:O	4:X:200:PHE:CD2[1_556]	2.05	0.15
4:2:112:PRO:CG	4:Z:137:GLN:OE1[1_556]	2.05	0.15
4:0:292:ASP:N	4:X:321:ALA:N[1_556]	2.05	0.15
4:0:139:VAL:O	4:X:329:ILE:C[1_556]	2.05	0.15
4:2:301:GLY:N	4:Z:219:VAL:CA[1_556]	2.05	0.15
4:2:291:LYS:NZ	4:Z:322:PRO:N[1_556]	2.05	0.15
4:0:309:ILE:CG2	4:X:259:GLU:OE2[1_556]	2.05	0.15
4:2:30:VAL:O	4:Z:215:LYS:CG[1_556]	2.05	0.15
4:1:260:THR:C	4:Y:265:SER:O[1_556]	2.05	0.15
4:0:110:LEU:CD1	4:X:161:HIS:N[1_556]	2.05	0.15
4:0:15:GLY:C	4:X:214:GLU:CG[1_556]	2.05	0.15
4:0:113:LYS:CA	4:X:136:ILE:O[1_556]	2.05	0.15
4:0:112:PRO:CA	4:X:137:GLN:OE1[1_556]	2.05	0.15
4:1:183:ARG:CD	4:Y:187:ASP:N[1_556]	2.05	0.15
4:0:33:SER:OG	4:X:210:ARG:NH1[1_556]	2.05	0.15
4:1:164:PRO:CB	4:Y:278:THR:CA[1_556]	2.05	0.15
4:2:80:ASP:O	4:Z:30:VAL:O[1_556]	2.05	0.15

Continued on next page...

Continued from previous page...

Atom-1	Atom-2	Interatomic distance (Å)	Clash overlap (Å)
4:0:62:ARG:CB	4:X:204:ALA:N[1_556]	2.05	0.15
4:2:113:LYS:CA	4:Z:136:ILE:O[1_556]	2.05	0.15
4:1:167:GLU:O	4:Y:296:ASN:N[1_556]	2.05	0.15
4:2:107:GLU:CA	4:Z:301:GLY:CA[1_556]	2.05	0.15
4:0:309:ILE:CG2	4:X:223:PHE:C[1_556]	2.05	0.15
4:1:75:ILE:N	4:Y:156:GLY:CA[1_556]	2.05	0.15
4:0:197:GLY:N	4:W:75:ILE:CG2[1_556]	2.05	0.15
4:0:118:LYS:CD	4:X:10:CYS:C[1_556]	2.05	0.15
4:1:262:PHE:CA	4:Y:265:SER:OG[1_556]	2.05	0.15
4:2:174:ALA:CB	4:Z:281:SER:CA[1_556]	2.05	0.15
4:0:306:TYR:CD2	4:X:256:ARG:CA[1_556]	2.05	0.15
4:2:208:ILE:CD1	4:Z:198:TYR:CE1[1_556]	2.05	0.15
4:2:110:LEU:CD1	4:Z:161:HIS:N[1_556]	2.05	0.15
4:2:83:GLU:OE2	4:Z:28:ARG:O[1_556]	2.05	0.15
4:0:194:THR:CG2	4:W:177:ARG:NH2[1_556]	2.05	0.15
4:2:203:THR:C	4:Z:205:GLU:OE2[1_556]	2.05	0.15
4:3:265:SER:CA	4:Z:173:HIS:NE2[1_556]	2.05	0.15
4:1:127:PHE:N	4:Y:28:ARG:NE[1_556]	2.05	0.15
4:2:277:THR:O	4:Z:272:ALA:CB[1_556]	2.05	0.15
4:0:302:GLY:N	4:X:218:TYR:O[1_556]	2.05	0.15
4:2:302:GLY:CA	4:Z:258:PRO:CD[1_556]	2.05	0.15
4:2:142:LEU:N	4:Z:310:ALA:CB[1_556]	2.05	0.15
4:2:170:ALA:CA	4:Z:151:ILE:O[1_556]	2.05	0.15
4:1:274:ILE:CD1	4:Y:264:PRO:CA[1_556]	2.06	0.14
4:1:106:THR:N	4:Y:334:GLU:C[1_556]	2.06	0.14
4:0:306:TYR:CA	4:X:255:PHE:CE1[1_556]	2.06	0.14
4:0:306:TYR:C	4:X:227:MET:CG[1_556]	2.06	0.14
4:0:208:ILE:CD1	4:X:198:TYR:CE1[1_556]	2.06	0.14
4:3:191:LYS:CD	4:Z:110:LEU:CD2[1_556]	2.06	0.14
4:0:125:GLU:N	4:X:21:PHE:O[1_556]	2.06	0.14
4:2:305:MET:C	4:Z:255:PHE:CZ[1_556]	2.06	0.14
4:2:202:THR:O	4:Z:201:VAL:CG2[1_556]	2.06	0.14
4:1:297:ASN:N	4:Y:316:GLU:N[1_556]	2.06	0.14
4:1:153:LEU:CD1	4:Y:262:PHE:N[1_556]	2.06	0.14
4:1:110:LEU:CD2	4:Y:161:HIS:C[1_556]	2.06	0.14
4:1:125:GLU:CD	4:Y:21:PHE:CB[1_556]	2.06	0.14
4:0:153:LEU:CD1	4:X:262:PHE:N[1_556]	2.06	0.14
4:0:277:THR:O	4:X:272:ALA:CB[1_556]	2.06	0.14
4:2:304:THR:C	4:Z:223:PHE:CZ[1_556]	2.06	0.14
4:2:86:TRP:CH2	4:Z:337:TYR:CE1[1_556]	2.06	0.14
4:2:309:ILE:CG2	4:Z:259:GLU:OE2[1_556]	2.06	0.14

Continued on next page...

Continued from previous page...

Atom-1	Atom-2	Interatomic distance (Å)	Clash overlap (Å)
4:1:262:PHE:C	4:Y:265:SER:CB[1_556]	2.06	0.14
4:0:302:GLY:O	4:X:255:PHE:N[1_556]	2.06	0.14
4:1:306:TYR:C	4:Y:255:PHE:CE1[1_556]	2.06	0.14
4:2:267:ILE:O	4:Y:173:HIS:C[1_556]	2.06	0.14
4:1:210:ARG:NH2	4:Y:212:ILE:CD1[1_556]	2.06	0.14
4:2:171:LEU:C	4:Z:151:ILE:CG1[1_556]	2.06	0.14
4:1:261:LEU:CG	4:Y:266:PHE:CD1[1_556]	2.06	0.14
4:2:125:GLU:N	4:Z:21:PHE:O[1_556]	2.06	0.14
4:0:170:ALA:O	4:X:151:ILE:CG2[1_556]	2.06	0.14
4:0:105:LEU:N	4:X:334:GLU:CG[1_556]	2.06	0.14
4:1:183:ARG:CA	4:Y:187:ASP:N[1_556]	2.06	0.14
4:2:298:VAL:C	4:Z:312:ARG:CB[1_556]	2.06	0.14
4:1:203:THR:O	4:Y:199:SER:O[1_556]	2.06	0.14
4:0:110:LEU:CG	4:X:162:ASN:N[1_556]	2.06	0.14
4:2:112:PRO:CA	4:Z:137:GLN:OE1[1_556]	2.06	0.14
4:0:197:GLY:CA	4:W:75:ILE:CB[1_556]	2.06	0.14
4:0:135:ALA:CB	4:X:332:PRO:N[1_556]	2.06	0.14
4:4:40:HIS:C	4:Z:167:GLU:CG[1_556]	2.06	0.14
4:1:174:ALA:CB	4:Y:277:THR:O[1_556]	2.06	0.14
4:3:196:ARG:NH1	4:Z:116:ARG:N[1_556]	2.06	0.14
4:0:73:HIS:CE1	4:X:184:ASP:CG[1_556]	2.06	0.14
4:0:169:TYR:N	4:X:297:ASN:N[1_556]	2.06	0.14
4:0:114:ALA:CB	4:X:107:GLU:N[1_556]	2.06	0.14
4:1:148:THR:O	4:Y:327:ILE:C[1_556]	2.06	0.14
4:2:194:THR:O	4:Y:75:ILE:CB[1_556]	2.06	0.14
4:2:297:ASN:CB	4:Z:316:GLU:CD[1_556]	2.06	0.14
4:1:336:LYS:O	4:Y:217:CYS:O[1_556]	2.06	0.14
4:0:177:ARG:C	4:X:178:LEU:CD1[1_556]	2.06	0.14
4:1:155:SER:OG	4:Y:260:THR:C[1_556]	2.06	0.14
4:0:187:ASP:CA	4:X:191:LYS:CB[1_556]	2.06	0.14
4:0:331:ALA:CB	4:X:222:ASP:C[1_556]	2.06	0.14
4:1:167:GLU:N	4:Y:295:ALA:CA[1_556]	2.06	0.14
4:2:118:LYS:CE	4:Z:10:CYS:SG[1_556]	2.06	0.14
4:1:267:ILE:O	4:X:173:HIS:C[1_556]	2.06	0.14
4:2:367:PRO:O	4:Z:343:GLY:O[1_556]	2.06	0.14
4:0:112:PRO:CG	4:X:137:GLN:OE1[1_556]	2.06	0.14
4:0:118:LYS:CD	4:X:10:CYS:N[1_556]	2.06	0.14
4:1:172:PRO:C	4:Y:281:SER:OG[1_556]	2.06	0.14
4:2:298:VAL:N	4:Z:316:GLU:CG[1_556]	2.06	0.14
4:2:104:LEU:O	4:Z:333:PRO:C[1_556]	2.06	0.14
4:1:261:LEU:CB	4:Y:266:PHE:CA[1_556]	2.06	0.14

Continued on next page...

Continued from previous page...

Atom-1	Atom-2	Interatomic distance (Å)	Clash overlap (Å)
4:0:371:HIS:CA	4:X:140:LEU:CA[1_556]	2.06	0.14
4:0:304:THR:CG2	4:X:259:GLU:N[1_556]	2.06	0.14
4:0:175:ILE:CD1	4:X:162:ASN:CG[1_556]	2.06	0.14
4:1:104:LEU:O	4:Y:333:PRO:C[1_556]	2.06	0.14
4:0:292:ASP:OD1	4:X:322:PRO:O[1_556]	2.06	0.14
4:1:186:THR:CA	4:Y:190:MET:C[1_556]	2.06	0.14
4:1:72:GLU:CD	4:Y:183:ARG:CD[1_556]	2.06	0.14
4:1:197:GLY:N	4:X:75:ILE:CD1[1_556]	2.06	0.14
4:0:292:ASP:CB	4:X:321:ALA:C[1_556]	2.06	0.14
4:2:116:ARG:CD	4:Z:140:LEU:O[1_556]	2.06	0.14
4:1:73:HIS:CE1	4:Y:184:ASP:CG[1_556]	2.06	0.14
4:1:172:PRO:CD	4:Y:164:PRO:CB[1_556]	2.06	0.14
4:2:251:GLY:CA	4:Y:114:ALA:CB[1_556]	2.06	0.14
4:2:292:ASP:OD1	4:Z:322:PRO:O[1_556]	2.06	0.14
4:0:114:ALA:O	4:X:106:THR:OG1[1_556]	2.06	0.14
4:3:227:MET:SD	4:Z:372:ARG:O[1_556]	2.06	0.14
4:1:113:LYS:CB	4:Y:135:ALA:C[1_556]	2.06	0.14
4:0:78:ASN:N	4:X:15:GLY:O[1_556]	2.06	0.14
4:0:62:ARG:CA	4:X:204:ALA:CB[1_556]	2.06	0.14
4:0:372:ARG:NE	4:X:143:TYR:C[1_556]	2.06	0.14
4:2:169:TYR:N	4:Z:297:ASN:N[1_556]	2.06	0.14
4:2:233:SER:OG	4:Y:367:PRO:CA[1_556]	2.06	0.14
4:0:195:GLU:OE1	4:W:110:LEU:C[1_556]	2.06	0.14
4:0:153:LEU:CA	4:X:262:PHE:CG[1_556]	2.06	0.14
4:0:193:LEU:CA	4:W:112:PRO:CG[1_556]	2.06	0.14
4:1:230:ALA:CA	4:X:368:SER:O[1_556]	2.06	0.14
4:0:121:GLN:O	4:X:20:GLY:C[1_556]	2.06	0.14
4:0:252:ASN:N	4:W:113:LYS:C[1_556]	2.06	0.14
4:1:304:THR:CA	4:Y:259:GLU:CB[1_556]	2.06	0.14
4:2:33:SER:OG	4:Z:210:ARG:NH1[1_556]	2.06	0.14
4:2:304:THR:CG2	4:Z:259:GLU:N[1_556]	2.06	0.14
4:2:304:THR:CA	4:Z:255:PHE:O[1_556]	2.06	0.14
4:1:141:SER:CB	4:Y:309:ILE:O[1_556]	2.06	0.14
4:0:189:LEU:CD2	4:X:195:GLU:CA[1_556]	2.06	0.14
4:1:62:ARG:CZ	4:Y:204:ALA:C[1_556]	2.06	0.14
4:2:76:ILE:CD1	4:Z:18:LYS:CE[1_556]	2.06	0.14
4:0:269:MET:CB	4:X:268:GLY:O[1_556]	2.06	0.14
4:2:154:ASP:C	4:Z:261:LEU:CG[1_556]	2.06	0.14
4:0:79:TRP:N	4:X:31:PHE:O[1_556]	2.06	0.14
4:1:209:VAL:CB	4:Y:194:THR:N[1_556]	2.06	0.14
4:2:252:ASN:N	4:Y:113:LYS:C[1_556]	2.06	0.14

Continued on next page...

Continued from previous page...

Atom-1	Atom-2	Interatomic distance (Å)	Clash overlap (Å)
4:2:175:ILE:O	4:Z:277:THR:CG2[1_556]	2.06	0.14
4:2:30:VAL:CG1	4:Z:215:LYS:C[1_556]	2.06	0.14
4:2:216:LEU:N	4:Z:252:ASN:OD1[1_556]	2.06	0.14
4:1:272:ALA:CB	4:Y:270:GLU:CA[1_556]	2.06	0.14
4:2:191:LYS:CE	4:Y:110:LEU:CD1[1_556]	2.06	0.14
4:1:110:LEU:CD1	4:Y:161:HIS:CG[1_556]	2.06	0.14
4:1:303:THR:N	4:Y:257:CYS:C[1_556]	2.06	0.14
4:2:309:ILE:CG2	4:Z:223:PHE:C[1_556]	2.06	0.14
4:0:185:LEU:C	4:X:192:ILE:N[1_556]	2.06	0.14
4:0:172:PRO:CG	4:X:163:VAL:C[1_556]	2.06	0.14
4:1:62:ARG:NH2	4:Y:205:GLU:C[1_556]	2.06	0.14
4:1:304:THR:C	4:Y:223:PHE:CZ[1_556]	2.06	0.14
4:0:185:LEU:CB	4:X:188:TYR:CG[1_556]	2.06	0.14
4:1:303:THR:O	4:Y:256:ARG:CA[1_556]	2.06	0.14
4:1:160:THR:CG2	4:Y:261:LEU:C[1_556]	2.06	0.14
4:2:260:THR:C	4:Z:266:PHE:C[1_556]	2.06	0.14
4:2:160:THR:CB	4:Z:180:LEU:CD1[1_556]	2.06	0.14
4:0:296:ASN:OD1	4:X:318:THR:CG2[1_556]	2.06	0.14
4:2:171:LEU:N	4:Z:151:ILE:CB[1_556]	2.06	0.14
4:2:186:THR:C	4:Z:190:MET:C[1_556]	2.06	0.14
4:3:40:HIS:CE1	4:Y:166:TYR:CD1[1_556]	2.06	0.14
4:0:148:THR:C	4:X:328:LYS:CA[1_556]	2.07	0.13
4:1:116:ARG:O	4:Y:340:TRP:C[1_556]	2.07	0.13
4:0:124:PHE:CG	4:X:23:GLY:O[1_556]	2.07	0.13
4:0:216:LEU:N	4:X:252:ASN:OD1[1_556]	2.07	0.13
4:1:40:HIS:CE1	4:W:166:TYR:CD1[1_556]	2.07	0.13
4:0:268:GLY:N	4:W:173:HIS:CG[1_556]	2.07	0.13
4:0:68:LYS:CB	4:X:59:GLN:NE2[1_556]	2.07	0.13
4:1:73:HIS:CB	4:Y:158:GLY:CA[1_556]	2.07	0.13
4:2:189:LEU:CD2	4:Z:195:GLU:CA[1_556]	2.07	0.13
4:0:106:THR:O	4:X:336:LYS:C[1_556]	2.07	0.13
4:1:161:HIS:CE1	4:Y:160:THR:CB[1_556]	2.07	0.13
4:0:142:LEU:N	4:X:310:ALA:CB[1_556]	2.07	0.13
4:0:169:TYR:C	4:X:296:ASN:O[1_556]	2.07	0.13
4:2:185:LEU:C	4:Z:192:ILE:N[1_556]	2.07	0.13
4:1:271:SER:O	4:Y:270:GLU:CG[1_556]	2.07	0.13
4:1:161:HIS:C	4:Y:274:ILE:N[1_556]	2.07	0.13
4:2:304:THR:CA	4:Z:223:PHE:CE1[1_556]	2.07	0.13
4:1:197:GLY:CA	4:X:75:ILE:CB[1_556]	2.07	0.13
4:0:198:TYR:N	4:W:75:ILE:CG2[1_556]	2.07	0.13
4:2:79:TRP:CH2	4:Z:11:ASP:O[1_556]	2.07	0.13

Continued on next page...

Continued from previous page...

Atom-1	Atom-2	Interatomic distance (Å)	Clash overlap (Å)
4:0:304:THR:CA	4:X:223:PHE:CE1[1_556]	2.07	0.13
4:2:210:ARG:N	4:Z:193:LEU:CG[1_556]	2.07	0.13
4:2:164:PRO:CB	4:Z:278:THR:CB[1_556]	2.07	0.13
4:1:305:MET:N	4:Y:223:PHE:CE1[1_556]	2.07	0.13
4:0:174:ALA:CB	4:X:281:SER:CA[1_556]	2.07	0.13
4:1:37:ARG:NH1	4:Y:56:ASP:O[1_556]	2.07	0.13
4:0:304:THR:CA	4:X:255:PHE:O[1_556]	2.07	0.13
4:1:191:LYS:CD	4:X:110:LEU:CD2[1_556]	2.07	0.13
4:0:366:GLY:N	4:X:347:ALA:CA[1_556]	2.07	0.13
4:0:298:VAL:C	4:X:312:ARG:CB[1_556]	2.07	0.13
4:2:294:TYR:O	4:Z:319:ALA:O[1_556]	2.07	0.13
4:2:118:LYS:CD	4:Z:10:CYS:C[1_556]	2.07	0.13
4:1:78:ASN:CA	4:Y:33:SER:N[1_556]	2.07	0.13
4:0:40:HIS:C	4:V:167:GLU:CG[1_556]	2.07	0.13
4:2:302:GLY:O	4:Z:255:PHE:N[1_556]	2.07	0.13
4:1:133:TYR:OH	4:Y:145:SER:OG[1_556]	2.07	0.13
4:2:125:GLU:CD	4:Z:7:ALA:O[1_556]	2.07	0.13
4:0:330:ILE:CD1	4:X:315:LYS:CE[1_556]	2.07	0.13
4:0:154:ASP:C	4:X:261:LEU:CG[1_556]	2.07	0.13
4:0:41:GLN:CA	4:V:167:GLU:CD[1_556]	2.07	0.13
4:1:232:SER:CB	4:X:369:ILE:CB[1_556]	2.07	0.13
4:0:261:LEU:O	4:X:265:SER:CB[1_556]	2.07	0.13
4:0:177:ARG:NH1	4:X:160:THR:N[1_556]	2.07	0.13
4:2:198:TYR:N	4:Y:75:ILE:CA[1_556]	2.07	0.13
4:1:59:GLN:CG	4:Y:208:ILE:CD1[1_556]	2.07	0.13
4:1:80:ASP:N	4:Y:31:PHE:CB[1_556]	2.07	0.13
4:1:16:LEU:CD2	4:Y:212:ILE:O[1_556]	2.07	0.13
4:0:297:ASN:CB	4:X:316:GLU:CD[1_556]	2.07	0.13
4:2:169:TYR:CG	4:Z:151:ILE:N[1_556]	2.07	0.13
4:0:160:THR:CG2	4:X:260:THR:O[1_556]	2.07	0.13
4:0:289:ILE:CB	4:X:294:TYR:CE2[1_556]	2.07	0.13
4:2:302:GLY:N	4:Z:218:TYR:O[1_556]	2.07	0.13
4:0:185:LEU:CD2	4:X:188:TYR:CD2[1_556]	2.07	0.13
4:0:339:VAL:CG1	4:X:304:THR:O[1_556]	2.07	0.13
4:2:169:TYR:OH	4:Z:164:PRO:C[1_556]	2.07	0.13
4:2:135:ALA:CB	4:Z:332:PRO:N[1_556]	2.07	0.13
4:1:338:SER:OG	4:Y:308:GLY:O[1_556]	2.07	0.13
4:0:174:ALA:C	4:X:277:THR:C[1_556]	2.07	0.13
4:0:177:ARG:CG	4:X:178:LEU:C[1_556]	2.07	0.13
4:0:157:ASP:C	4:X:186:THR:N[1_556]	2.07	0.13
4:0:303:THR:CB	4:X:257:CYS:N[1_556]	2.07	0.13

Continued on next page...

Continued from previous page...

Atom-1	Atom-2	Interatomic distance (Å)	Clash overlap (Å)
4:1:162:ASN:OD1	4:Y:273:GLY:O[1_556]	2.07	0.13
4:2:82:MET:CA	4:Z:30:VAL:CB[1_556]	2.07	0.13
4:1:155:SER:CB	4:Y:258:PRO:C[1_556]	2.07	0.13
4:2:40:HIS:C	4:X:167:GLU:CG[1_556]	2.07	0.13
4:2:365:ALA:CB	4:Z:349:LEU:N[1_556]	2.07	0.13
4:1:178:LEU:CA	4:Y:180:LEU:CG[1_556]	2.07	0.13
4:2:72:GLU:CD	4:Z:183:ARG:CD[1_556]	2.07	0.13
4:2:177:ARG:C	4:Z:178:LEU:CD1[1_556]	2.07	0.13
4:0:294:TYR:CA	4:X:320:LEU:N[1_556]	2.07	0.13
4:2:187:ASP:CA	4:Z:191:LYS:CB[1_556]	2.07	0.13
4:1:367:PRO:O	4:Y:343:GLY:O[1_556]	2.07	0.13
4:1:166:TYR:CE1	4:Y:325:MET:SD[1_556]	2.07	0.13
4:1:105:LEU:CD2	4:Y:337:TYR:CD2[1_556]	2.07	0.13
4:2:206:ARG:CZ	4:Z:190:MET:SD[1_556]	2.07	0.13
4:2:370:VAL:CG1	4:Z:342:GLY:O[1_556]	2.07	0.13
4:1:278:THR:CA	4:Y:276:GLU:OE2[1_556]	2.07	0.13
4:2:110:LEU:CG	4:Z:162:ASN:N[1_556]	2.07	0.13
4:2:209:VAL:CB	4:Z:194:THR:N[1_556]	2.07	0.13
4:1:73:HIS:CE1	4:Y:184:ASP:N[1_556]	2.07	0.13
4:1:257:CYS:SG	4:Y:192:ILE:CG2[1_556]	2.07	0.13
4:0:116:ARG:CD	4:X:140:LEU:O[1_556]	2.07	0.13
4:1:147:ARG:CB	4:Y:314:GLN:NE2[1_556]	2.07	0.13
4:0:171:LEU:C	4:X:151:ILE:CG1[1_556]	2.07	0.13
4:1:33:SER:CB	4:Y:210:ARG:CZ[1_556]	2.07	0.13
4:2:170:ALA:O	4:Z:151:ILE:CG2[1_556]	2.07	0.13
4:2:39:ARG:NH1	4:X:289:ILE:CG2[1_556]	2.07	0.13
4:1:277:THR:CB	4:Y:273:GLY:N[1_556]	2.07	0.13
4:1:33:SER:N	4:Y:210:ARG:NH2[1_556]	2.07	0.13
4:1:33:SER:CB	4:Y:214:GLU:OE1[1_556]	2.07	0.13
4:2:173:HIS:C	4:Z:174:ALA:O[1_556]	2.07	0.13
4:1:184:ASP:N	4:Y:187:ASP:O[1_556]	2.07	0.13
4:1:185:LEU:CA	4:Y:188:TYR:O[1_556]	2.07	0.13
4:2:274:ILE:CG1	4:Z:263:GLN:CB[1_556]	2.07	0.13
4:2:183:ARG:C	4:Z:187:ASP:CA[1_556]	2.07	0.13
4:1:304:THR:CA	4:Y:255:PHE:O[1_556]	2.07	0.13
4:2:62:ARG:CB	4:Z:204:ALA:N[1_556]	2.07	0.13
4:1:62:ARG:CD	4:Y:204:ALA:N[1_556]	2.07	0.13
4:2:114:ALA:CB	4:Z:107:GLU:N[1_556]	2.07	0.13
4:0:213:LYS:CA	4:X:253:GLU:OE1[1_556]	2.07	0.13
4:1:79:TRP:C	4:Y:31:PHE:CG[1_556]	2.07	0.13
4:2:264:PRO:CB	4:Z:268:GLY:N[1_556]	2.07	0.13

Continued on next page...

Continued from previous page...

Atom-1	Atom-2	Interatomic distance (Å)	Clash overlap (Å)
4:0:125:GLU:CD	4:X:7:ALA:O[1_556]	2.07	0.13
4:2:289:ILE:C	4:Z:322:PRO:CD[1_556]	2.07	0.13
4:2:68:LYS:CB	4:Z:59:GLN:NE2[1_556]	2.07	0.13
4:0:169:TYR:CG	4:X:151:ILE:N[1_556]	2.07	0.13
4:2:330:ILE:CD1	4:Z:315:LYS:CE[1_556]	2.07	0.13
4:1:357:ILE:CG2	4:Y:345:ILE:CB[1_556]	2.07	0.13
4:2:214:GLU:O	4:Z:253:GLU:N[1_556]	2.07	0.13
4:2:268:GLY:N	4:Y:173:HIS:CG[1_556]	2.07	0.13
4:1:196:ARG:NH1	4:X:116:ARG:N[1_556]	2.07	0.13
4:0:79:TRP:CH2	4:X:11:ASP:O[1_556]	2.07	0.13
4:1:305:MET:N	4:Y:255:PHE:CB[1_556]	2.07	0.13
4:1:139:VAL:O	4:Y:329:ILE:O[1_556]	2.07	0.13
4:2:274:ILE:CA	4:Z:263:GLN:CA[1_556]	2.07	0.13
4:4:39:ARG:NH1	4:Z:289:ILE:CG2[1_556]	2.07	0.13
4:0:304:THR:C	4:X:223:PHE:CZ[1_556]	2.07	0.13
4:1:186:THR:OG1	4:Y:190:MET:N[1_556]	2.07	0.13
4:1:170:ALA:CA	4:Y:151:ILE:O[1_556]	2.07	0.13
4:0:293:LEU:O	4:X:320:LEU:N[1_556]	2.07	0.13
4:2:157:ASP:C	4:Z:186:THR:N[1_556]	2.07	0.13
4:2:213:LYS:CG	4:Z:192:ILE:CG1[1_556]	2.07	0.13
4:1:68:LYS:CG	4:Y:59:GLN:CA[1_556]	2.07	0.13
4:0:305:MET:CG	4:X:255:PHE:CA[1_556]	2.07	0.13
4:0:289:ILE:C	4:X:322:PRO:CD[1_556]	2.07	0.13
4:2:187:ASP:C	4:Z:191:LYS:CB[1_556]	2.07	0.13
4:0:16:LEU:CD2	4:X:213:LYS:CA[1_556]	2.07	0.13
4:3:197:GLY:N	4:Z:75:ILE:CD1[1_556]	2.07	0.13
4:2:213:LYS:CA	4:Z:253:GLU:OE1[1_556]	2.07	0.13
4:1:292:ASP:CA	4:Y:318:THR:O[1_556]	2.07	0.13
4:2:292:ASP:CA	4:Z:321:ALA:CA[1_556]	2.07	0.13
4:0:251:GLY:CA	4:W:114:ALA:CB[1_556]	2.07	0.13
4:0:202:THR:O	4:X:201:VAL:CG2[1_556]	2.07	0.13
4:0:129:VAL:CG2	4:X:25:ASP:C[1_556]	2.07	0.13
4:1:203:THR:C	4:Y:205:GLU:OE2[1_556]	2.07	0.13
4:1:108:ALA:C	4:Y:154:ASP:OD1[1_556]	2.07	0.13
4:0:78:ASN:C	4:X:17:VAL:N[1_556]	2.07	0.13
4:2:186:THR:CA	4:Z:190:MET:C[1_556]	2.07	0.13
4:1:294:TYR:C	4:Y:319:ALA:CA[1_556]	2.07	0.13
4:1:337:TYR:O	4:Y:307:PRO:CA[1_556]	2.07	0.13
4:2:269:MET:CB	4:Z:268:GLY:O[1_556]	2.07	0.13
4:2:78:ASN:C	4:Z:17:VAL:N[1_556]	2.07	0.13
4:0:294:TYR:O	4:X:319:ALA:O[1_556]	2.07	0.13

Continued on next page...

Continued from previous page...

Atom-1	Atom-2	Interatomic distance (Å)	Clash overlap (Å)
4:0:137:GLN:N	4:X:299:MET:CB[1_556]	2.07	0.13
4:1:260:THR:C	4:Y:266:PHE:C[1_556]	2.07	0.13
4:0:209:VAL:CB	4:X:194:THR:N[1_556]	2.07	0.13
4:0:203:THR:C	4:X:205:GLU:OE2[1_556]	2.07	0.13
4:0:206:ARG:CZ	4:X:190:MET:SD[1_556]	2.07	0.13
4:1:338:SER:CA	4:Y:307:PRO:C[1_556]	2.07	0.13
4:2:196:ARG:NH1	4:Y:115:ASN:CB[1_556]	2.07	0.13
4:3:232:SER:CB	4:Z:369:ILE:CB[1_556]	2.08	0.12
4:0:264:PRO:CB	4:X:268:GLY:N[1_556]	2.08	0.12
4:2:265:SER:C	4:Y:173:HIS:NE2[1_556]	2.08	0.12
4:1:166:TYR:CZ	4:Y:325:MET:CG[1_556]	2.08	0.12
4:1:116:ARG:NH1	4:Y:140:LEU:O[1_556]	2.08	0.12
4:3:62:ARG:O	4:Y:288:ASP:N[1_556]	2.08	0.12
4:1:266:PHE:C	4:X:173:HIS:CA[1_556]	2.08	0.12
4:2:79:TRP:N	4:Z:31:PHE:O[1_556]	2.08	0.12
4:2:139:VAL:CG2	4:Z:297:ASN:C[1_556]	2.08	0.12
4:0:33:SER:CB	4:X:214:GLU:CD[1_556]	2.08	0.12
4:0:76:ILE:CD1	4:X:18:LYS:CE[1_556]	2.08	0.12
4:0:170:ALA:CA	4:X:151:ILE:O[1_556]	2.08	0.12
4:0:39:ARG:NH1	4:V:289:ILE:CG2[1_556]	2.08	0.12
4:0:86:TRP:CD2	4:X:337:TYR:OH[1_556]	2.08	0.12
4:1:252:ASN:CB	4:X:113:LYS:CA[1_556]	2.08	0.12
4:2:11:ASP:CG	4:Z:305:MET:CE[1_556]	2.08	0.12
4:2:177:ARG:CG	4:Z:178:LEU:C[1_556]	2.08	0.12
4:3:45:VAL:CG2	4:Y:328:LYS:CD[1_556]	2.08	0.12
4:1:213:LYS:NZ	4:Y:189:LEU:CA[1_556]	2.08	0.12
4:2:306:TYR:C	4:Z:227:MET:CG[1_556]	2.08	0.12
4:1:109:PRO:N	4:Y:154:ASP:N[1_556]	2.08	0.12
4:1:159:VAL:CG2	4:Y:181:ALA:CA[1_556]	2.08	0.12
4:2:198:TYR:N	4:Y:75:ILE:CG2[1_556]	2.08	0.12
4:4:41:GLN:CA	4:Z:167:GLU:CD[1_556]	2.08	0.12
4:1:303:THR:CA	4:Y:256:ARG:C[1_556]	2.08	0.12
4:2:292:ASP:CB	4:Z:321:ALA:C[1_556]	2.08	0.12
4:1:139:VAL:O	4:Y:329:ILE:C[1_556]	2.08	0.12
4:0:191:LYS:CE	4:W:110:LEU:CD1[1_556]	2.08	0.12
4:2:172:PRO:CA	4:Z:162:ASN:O[1_556]	2.08	0.12
4:2:73:HIS:CE1	4:Z:184:ASP:CG[1_556]	2.08	0.12
4:1:232:SER:O	4:X:366:GLY:C[1_556]	2.08	0.12
4:0:31:PHE:CB	4:X:215:LYS:CE[1_556]	2.08	0.12
4:0:112:PRO:O	4:X:137:GLN:CD[1_556]	2.08	0.12
4:1:73:HIS:C	4:Y:156:GLY:C[1_556]	2.08	0.12

Continued on next page...

Continued from previous page...

Atom-1	Atom-2	Interatomic distance (Å)	Clash overlap (Å)
4:0:370:VAL:CG1	4:X:342:GLY:O[1_556]	2.08	0.12
4:0:367:PRO:O	4:X:343:GLY:O[1_556]	2.08	0.12
4:1:145:SER:CB	4:Y:311:ASP:CA[1_556]	2.08	0.12
4:2:82:MET:C	4:Z:30:VAL:CA[1_556]	2.08	0.12
4:2:147:ARG:CB	4:Z:314:GLN:NE2[1_556]	2.08	0.12
4:0:115:ASN:OD1	4:X:12:ASN:O[1_556]	2.08	0.12
4:0:187:ASP:C	4:X:191:LYS:CB[1_556]	2.08	0.12
4:0:67:LEU:C	4:X:207:GLU:OE2[1_556]	2.08	0.12
4:3:253:GLU:CG	4:Z:112:PRO:C[1_556]	2.08	0.12
4:0:164:PRO:CB	4:X:278:THR:CB[1_556]	2.08	0.12
4:1:79:TRP:CA	4:Y:17:VAL:O[1_556]	2.08	0.12
4:0:301:GLY:CA	4:X:258:PRO:CB[1_556]	2.08	0.12
4:1:272:ALA:N	4:Y:271:SER:N[1_556]	2.08	0.12
4:0:160:THR:CB	4:X:180:LEU:CD1[1_556]	2.08	0.12
4:1:227:MET:SD	4:X:372:ARG:O[1_556]	2.08	0.12
4:2:153:LEU:CA	4:Z:262:PHE:CG[1_556]	2.08	0.12
4:1:261:LEU:N	4:Y:266:PHE:C[1_556]	2.08	0.12
4:1:112:PRO:CB	4:Y:137:GLN:OE1[1_556]	2.08	0.12
4:2:41:GLN:CA	4:X:167:GLU:CD[1_556]	2.08	0.12
4:1:124:PHE:O	4:Y:24:ASP:OD2[1_556]	2.08	0.12
4:1:137:GLN:CD	4:Y:304:THR:OG1[1_556]	2.08	0.12
4:2:293:LEU:O	4:Z:320:LEU:N[1_556]	2.08	0.12
4:1:109:PRO:CG	4:Y:153:LEU:CG[1_556]	2.08	0.12
4:2:151:ILE:CB	4:Z:317:ILE:CG2[1_556]	2.08	0.12
4:0:274:ILE:CA	4:X:263:GLN:CA[1_556]	2.08	0.12
4:2:308:GLY:CA	4:Z:224:GLU:O[1_556]	2.08	0.12
4:1:209:VAL:C	4:Y:193:LEU:CA[1_556]	2.08	0.12
4:2:114:ALA:O	4:Z:106:THR:OG1[1_556]	2.08	0.12
4:1:306:TYR:C	4:Y:227:MET:CG[1_556]	2.08	0.12
4:0:337:TYR:CD2	4:X:218:TYR:OH[1_556]	2.08	0.12
4:2:331:ALA:CB	4:Z:222:ASP:C[1_556]	2.08	0.12
4:2:305:MET:CG	4:Z:255:PHE:CA[1_556]	2.08	0.12
4:1:282:ILE:O	4:Y:279:TYR:CD2[1_556]	2.08	0.12
4:0:292:ASP:CA	4:X:321:ALA:CA[1_556]	2.08	0.12
4:0:139:VAL:CG2	4:X:297:ASN:C[1_556]	2.08	0.12
4:2:206:ARG:C	4:Z:200:PHE:N[1_556]	2.08	0.12
4:2:11:ASP:OD1	4:Z:305:MET:SD[1_556]	2.08	0.12
4:1:164:PRO:CB	4:Y:278:THR:CB[1_556]	2.08	0.12
4:0:178:LEU:N	4:X:180:LEU:CG[1_556]	2.08	0.12
4:1:82:MET:C	4:Y:30:VAL:C[1_556]	2.08	0.12
4:1:106:THR:OG1	4:Y:305:MET:SD[1_556]	2.08	0.12

Continued on next page...

Continued from previous page...

Atom-1	Atom-2	Interatomic distance (Å)	Clash overlap (Å)
4:0:184:ASP:N	4:X:187:ASP:O[1_556]	2.08	0.12
4:1:195:GLU:CG	4:X:109:PRO:C[1_556]	2.08	0.12
4:2:206:ARG:O	4:Z:200:PHE:CE2[1_556]	2.08	0.12
4:1:121:GLN:OE1	4:Y:20:GLY:N[1_556]	2.08	0.12
4:2:115:ASN:OD1	4:Z:12:ASN:O[1_556]	2.08	0.12
4:1:78:ASN:CA	4:Y:31:PHE:O[1_556]	2.08	0.12
4:0:169:TYR:OH	4:X:164:PRO:C[1_556]	2.08	0.12
4:2:174:ALA:C	4:Z:277:THR:C[1_556]	2.08	0.12
4:2:270:GLU:OE2	4:Y:286:ASP:N[1_556]	2.08	0.12
4:2:339:VAL:CG1	4:Z:304:THR:O[1_556]	2.08	0.12
4:2:366:GLY:N	4:Z:347:ALA:CA[1_556]	2.08	0.12
4:1:184:ASP:CA	4:Y:188:TYR:N[1_556]	2.08	0.12
4:0:172:PRO:CA	4:X:162:ASN:O[1_556]	2.08	0.12
4:1:157:ASP:O	4:Y:185:LEU:CB[1_556]	2.08	0.12
4:2:371:HIS:CA	4:Z:140:LEU:CA[1_556]	2.08	0.12
4:2:193:LEU:CA	4:Y:112:PRO:CG[1_556]	2.08	0.12
4:2:175:ILE:CD1	4:Z:162:ASN:CG[1_556]	2.08	0.12
4:0:32:PRO:N	4:X:211:ASP:CB[1_556]	2.08	0.12
4:2:303:THR:CB	4:Z:257:CYS:N[1_556]	2.08	0.12
4:2:153:LEU:CD2	4:Z:262:PHE:CD2[1_556]	2.08	0.12
4:1:306:TYR:CD2	4:Y:256:ARG:CA[1_556]	2.08	0.12
4:0:115:ASN:C	4:X:11:ASP:OD2[1_556]	2.08	0.12
4:2:362:TYR:CZ	4:Z:22:ALA:C[1_556]	2.08	0.12
4:2:177:ARG:NH1	4:Z:160:THR:N[1_556]	2.08	0.12
4:0:210:ARG:N	4:X:193:LEU:CG[1_556]	2.08	0.12
4:1:175:ILE:C	4:Y:162:ASN:OD1[1_556]	2.08	0.12
4:1:372:ARG:N	4:Y:143:TYR:CG[1_556]	2.08	0.12
4:0:365:ALA:CB	4:X:349:LEU:N[1_556]	2.08	0.12
4:1:167:GLU:N	4:Y:294:TYR:CA[1_556]	2.08	0.12
4:1:169:TYR:N	4:Y:297:ASN:N[1_556]	2.08	0.12
4:1:12:ASN:O	4:Y:302:GLY:C[1_556]	2.08	0.12
4:1:252:ASN:C	4:X:113:LYS:CD[1_556]	2.08	0.12
4:1:191:LYS:CE	4:X:110:LEU:CD1[1_556]	2.08	0.12
4:0:196:ARG:NH1	4:W:115:ASN:CB[1_556]	2.08	0.12
4:2:178:LEU:N	4:Z:180:LEU:CG[1_556]	2.08	0.12
4:1:184:ASP:C	4:Y:188:TYR:CA[1_556]	2.08	0.12
4:2:296:ASN:CB	4:Z:318:THR:CB[1_556]	2.08	0.12
4:1:299:MET:CE	4:Y:312:ARG:NE[1_556]	2.08	0.12
4:1:163:VAL:CB	4:Y:153:LEU:CD1[1_556]	2.08	0.12
4:1:172:PRO:CG	4:Y:163:VAL:C[1_556]	2.08	0.12
4:1:125:GLU:OE1	4:Y:21:PHE:CA[1_556]	2.08	0.12

Continued on next page...

Continued from previous page...

Atom-1	Atom-2	Interatomic distance (Å)	Clash overlap (Å)
4:0:161:HIS:C	4:X:274:ILE:N[1_556]	2.08	0.12
4:2:78:ASN:N	4:Z:15:GLY:O[1_556]	2.08	0.12
4:0:31:PHE:CA	4:X:215:LYS:CE[1_556]	2.08	0.12
4:2:184:ASP:N	4:Z:187:ASP:O[1_556]	2.08	0.12
4:2:204:ALA:O	4:Z:246:GLN:OE1[1_556]	2.08	0.12
4:1:232:SER:CA	4:X:369:ILE:CB[1_556]	2.08	0.12
4:0:298:VAL:CB	4:X:312:ARG:CA[1_556]	2.08	0.12
4:0:228:ALA:O	4:W:369:ILE:C[1_556]	2.08	0.12
4:3:195:GLU:CG	4:Z:109:PRO:C[1_556]	2.08	0.12
4:1:211:ASP:C	4:Y:196:ARG:NE[1_556]	2.08	0.12
4:0:62:ARG:O	4:V:288:ASP:N[1_556]	2.08	0.12
4:2:137:GLN:N	4:Z:299:MET:CB[1_556]	2.08	0.12
4:0:41:GLN:CB	4:V:167:GLU:OE1[1_556]	2.08	0.12
4:2:31:PHE:CA	4:Z:215:LYS:CE[1_556]	2.08	0.12
4:0:308:GLY:CA	4:X:224:GLU:O[1_556]	2.08	0.12
4:1:110:LEU:CA	4:Y:161:HIS:CB[1_556]	2.08	0.12
4:1:150:GLY:CA	4:Y:317:ILE:CA[1_556]	2.08	0.12
4:2:261:LEU:O	4:Z:265:SER:CB[1_556]	2.08	0.12
4:3:197:GLY:CA	4:Z:75:ILE:CB[1_556]	2.08	0.12
4:2:33:SER:CB	4:Z:214:GLU:CD[1_556]	2.08	0.12
4:1:78:ASN:N	4:Y:15:GLY:O[1_556]	2.08	0.12
4:1:148:THR:C	4:Y:328:LYS:CA[1_556]	2.08	0.12
4:3:192:ILE:O	4:Z:111:ASN:C[1_556]	2.08	0.12
4:1:233:SER:C	4:X:367:PRO:CA[1_556]	2.08	0.12
4:2:62:ARG:CA	4:Z:204:ALA:CB[1_556]	2.08	0.12
4:2:160:THR:CG2	4:Z:260:THR:O[1_556]	2.08	0.12
4:2:77:THR:CB	4:Z:15:GLY:C[1_556]	2.08	0.12
4:1:153:LEU:C	4:Y:262:PHE:CE2[1_556]	2.08	0.12
4:2:120:THR:OG1	4:Z:341:ILE:C[1_556]	2.08	0.12
4:1:62:ARG:C	4:W:288:ASP:C[1_556]	2.08	0.12
4:0:120:THR:OG1	4:X:341:ILE:C[1_556]	2.08	0.12
4:3:232:SER:CA	4:Z:369:ILE:CB[1_556]	2.08	0.12
4:3:252:ASN:C	4:Z:113:LYS:CD[1_556]	2.08	0.12
4:0:288:ASP:OD1	4:Z:205:GLU:OE2[1_556]	2.09	0.11
4:1:293:LEU:O	4:Y:320:LEU:N[1_556]	2.09	0.11
4:1:124:PHE:CB	4:Y:24:ASP:C[1_556]	2.09	0.11
4:1:112:PRO:CA	4:Y:137:GLN:OE1[1_556]	2.09	0.11
4:0:186:THR:C	4:X:190:MET:C[1_556]	2.09	0.11
4:2:16:LEU:CD2	4:Z:213:LYS:CA[1_556]	2.09	0.11
4:0:296:ASN:CB	4:X:318:THR:CB[1_556]	2.09	0.11
4:0:214:GLU:O	4:X:253:GLU:N[1_556]	2.09	0.11

Continued on next page...

Continued from previous page...

Atom-1	Atom-2	Interatomic distance (Å)	Clash overlap (Å)
4:0:82:MET:CA	4:X:30:VAL:CB[1_556]	2.09	0.11
4:1:122:ILE:CG2	4:Y:27:PRO:CA[1_556]	2.09	0.11
4:2:67:LEU:C	4:Z:207:GLU:OE2[1_556]	2.09	0.11
4:2:298:VAL:CB	4:Z:312:ARG:CA[1_556]	2.09	0.11
4:2:215:LYS:CB	4:Z:237:GLU:OE2[1_556]	2.09	0.11
4:1:179:ASP:CA	4:Y:180:LEU:CB[1_556]	2.09	0.11
4:0:180:LEU:CD1	4:X:267:ILE:CA[1_556]	2.09	0.11
4:0:171:LEU:N	4:X:151:ILE:CB[1_556]	2.09	0.11
4:3:253:GLU:OE2	4:Z:112:PRO:O[1_556]	2.09	0.11
4:1:120:THR:C	4:Y:340:TRP:CZ2[1_556]	2.09	0.11
4:0:37:ARG:NH2	4:X:56:ASP:CB[1_556]	2.09	0.11
4:2:173:HIS:CG	4:Z:174:ALA:CB[1_556]	2.09	0.11
4:1:371:HIS:C	4:Y:140:LEU:CA[1_556]	2.09	0.11
4:2:139:VAL:CG2	4:Z:297:ASN:O[1_556]	2.09	0.11
4:1:118:LYS:CG	4:Y:10:CYS:CA[1_556]	2.09	0.11
4:1:45:VAL:CG2	4:W:328:LYS:CD[1_556]	2.09	0.11
4:1:76:ILE:O	4:Y:13:GLY:N[1_556]	2.09	0.11
4:0:78:ASN:ND2	4:X:32:PRO:N[1_556]	2.09	0.11
4:1:289:ILE:CB	4:Y:294:TYR:CE2[1_556]	2.09	0.11
4:2:175:ILE:CB	4:Z:162:ASN:CB[1_556]	2.09	0.11
4:0:206:ARG:C	4:X:200:PHE:N[1_556]	2.09	0.11
4:1:148:THR:OG1	4:Y:327:ILE:C[1_556]	2.09	0.11
4:0:260:THR:C	4:X:266:PHE:C[1_556]	2.09	0.11
4:1:16:LEU:O	4:Y:214:GLU:CG[1_556]	2.09	0.11
4:0:215:LYS:CB	4:X:237:GLU:OE2[1_556]	2.09	0.11
4:2:301:GLY:CA	4:Z:258:PRO:CB[1_556]	2.09	0.11
4:2:126:THR:N	4:Z:24:ASP:OD2[1_556]	2.09	0.11
4:0:183:ARG:C	4:X:187:ASP:CA[1_556]	2.09	0.11
4:0:173:HIS:C	4:X:174:ALA:O[1_556]	2.09	0.11
4:1:294:TYR:O	4:Y:319:ALA:CB[1_556]	2.09	0.11
4:1:298:VAL:CG1	4:Y:311:ASP:O[1_556]	2.09	0.11
4:0:192:ILE:O	4:W:111:ASN:C[1_556]	2.09	0.11
4:1:69:TYR:CE2	4:Y:210:ARG:CG[1_556]	2.09	0.11
4:1:159:VAL:CA	4:Y:181:ALA:C[1_556]	2.09	0.11
4:2:252:ASN:O	4:Y:113:LYS:NZ[1_556]	2.09	0.11
4:1:297:ASN:C	4:Y:316:GLU:CA[1_556]	2.09	0.11
4:1:113:LYS:CA	4:Y:136:ILE:O[1_556]	2.09	0.11
4:1:365:ALA:CB	4:Y:349:LEU:N[1_556]	2.09	0.11
4:0:252:ASN:C	4:W:113:LYS:CD[1_556]	2.09	0.11
4:2:68:LYS:CG	4:Z:59:GLN:CA[1_556]	2.09	0.11
4:0:139:VAL:CG2	4:X:297:ASN:O[1_556]	2.09	0.11

Continued on next page...

Continued from previous page...

Atom-1	Atom-2	Interatomic distance (Å)	Clash overlap (Å)
4:0:370:VAL:O	4:X:140:LEU:O[1_556]	2.09	0.11
4:2:228:ALA:O	4:Y:369:ILE:C[1_556]	2.09	0.11
4:1:297:ASN:CA	4:Y:316:GLU:CG[1_556]	2.09	0.11
4:2:298:VAL:CA	4:Z:312:ARG:CA[1_556]	2.09	0.11
4:0:114:ALA:O	4:X:106:THR:CB[1_556]	2.09	0.11
4:0:141:SER:CB	4:X:309:ILE:O[1_556]	2.09	0.11
4:1:62:ARG:NE	4:Y:205:GLU:C[1_556]	2.09	0.11
4:2:129:VAL:CG2	4:Z:25:ASP:C[1_556]	2.09	0.11
4:0:77:THR:CB	4:X:15:GLY:C[1_556]	2.09	0.11
4:1:253:GLU:OE2	4:X:112:PRO:O[1_556]	2.09	0.11
4:2:252:ASN:C	4:Y:113:LYS:CD[1_556]	2.09	0.11
4:0:213:LYS:CG	4:X:192:ILE:CG1[1_556]	2.09	0.11
4:1:160:THR:CG2	4:Y:260:THR:O[1_556]	2.09	0.11
4:2:209:VAL:C	4:Z:193:LEU:CA[1_556]	2.09	0.11
4:2:110:LEU:CD1	4:Z:161:HIS:CG[1_556]	2.09	0.11
4:0:109:PRO:N	4:X:154:ASP:N[1_556]	2.09	0.11
4:1:268:GLY:N	4:X:173:HIS:C[1_556]	2.09	0.11
4:1:196:ARG:CB	4:X:112:PRO:CD[1_556]	2.09	0.11
4:1:161:HIS:ND1	4:Y:160:THR:OG1[1_556]	2.09	0.11
4:1:365:ALA:O	4:Y:352:PHE:CB[1_556]	2.09	0.11
4:2:112:PRO:O	4:Z:137:GLN:CD[1_556]	2.09	0.11
4:0:206:ARG:O	4:X:200:PHE:CE2[1_556]	2.09	0.11
4:2:197:GLY:CA	4:Y:75:ILE:N[1_556]	2.09	0.11
4:1:121:GLN:CG	4:Y:9:VAL:CA[1_556]	2.09	0.11
4:2:126:THR:N	4:Z:28:ARG:NE[1_556]	2.09	0.11
4:2:196:ARG:CB	4:Y:112:PRO:CD[1_556]	2.09	0.11
4:0:270:GLU:OE2	4:W:286:ASP:N[1_556]	2.09	0.11
4:0:304:THR:CG2	4:X:259:GLU:CA[1_556]	2.09	0.11
4:0:303:THR:CA	4:X:256:ARG:C[1_556]	2.09	0.11
4:0:265:SER:C	4:W:173:HIS:NE2[1_556]	2.09	0.11
4:1:12:ASN:ND2	4:Y:336:LYS:CD[1_556]	2.09	0.11
4:0:364:GLU:C	4:X:349:LEU:O[1_556]	2.09	0.11
4:2:197:GLY:N	4:Y:75:ILE:CD1[1_556]	2.09	0.11
4:1:294:TYR:CA	4:Y:320:LEU:N[1_556]	2.09	0.11
4:1:171:LEU:N	4:Y:151:ILE:CB[1_556]	2.09	0.11
4:0:186:THR:CA	4:X:190:MET:C[1_556]	2.09	0.11
4:2:282:ILE:CA	4:Z:279:TYR:CD2[1_556]	2.09	0.11
4:2:109:PRO:N	4:Z:154:ASP:N[1_556]	2.09	0.11
4:0:62:ARG:NE	4:X:205:GLU:C[1_556]	2.09	0.11
4:0:208:ILE:CB	4:X:198:TYR:CG[1_556]	2.09	0.11
4:0:272:ALA:CB	4:X:270:GLU:CA[1_556]	2.09	0.11

Continued on next page...

Continued from previous page...

Atom-1	Atom-2	Interatomic distance (Å)	Clash overlap (Å)
4:3:268:GLY:N	4:Z:173:HIS:C[1_556]	2.09	0.11
4:1:306:TYR:CE2	4:Y:256:ARG:O[1_556]	2.09	0.11
4:1:331:ALA:CB	4:Y:222:ASP:C[1_556]	2.09	0.11
4:1:370:VAL:CG2	4:Y:342:GLY:CA[1_556]	2.09	0.11
4:2:272:ALA:CB	4:Z:270:GLU:CA[1_556]	2.09	0.11
4:1:14:SER:CB	4:Y:213:LYS:NZ[1_556]	2.09	0.11
4:2:81:ASP:C	4:Z:30:VAL:O[1_556]	2.09	0.11
4:3:232:SER:O	4:Z:366:GLY:C[1_556]	2.09	0.11
4:1:59:GLN:CD	4:Y:208:ILE:CG2[1_556]	2.09	0.11
4:0:126:THR:N	4:X:24:ASP:OD2[1_556]	2.09	0.11
4:2:309:ILE:CG2	4:Z:223:PHE:CA[1_556]	2.09	0.11
4:0:11:ASP:CG	4:X:305:MET:CE[1_556]	2.09	0.11
4:0:32:PRO:N	4:X:211:ASP:OD1[1_556]	2.09	0.11
4:0:82:MET:C	4:X:30:VAL:CA[1_556]	2.09	0.11
4:1:153:LEU:CA	4:Y:262:PHE:CG[1_556]	2.09	0.11
4:2:172:PRO:CD	4:Z:164:PRO:CB[1_556]	2.09	0.11
4:4:62:ARG:C	4:Z:288:ASP:C[1_556]	2.09	0.11
4:1:331:ALA:CB	4:Y:223:PHE:N[1_556]	2.09	0.11
4:2:115:ASN:C	4:Z:11:ASP:OD2[1_556]	2.09	0.11
4:0:230:ALA:CA	4:W:368:SER:O[1_556]	2.09	0.11
4:3:233:SER:C	4:Z:367:PRO:CA[1_556]	2.09	0.11
4:0:336:LYS:O	4:X:217:CYS:O[1_556]	2.09	0.11
4:0:293:LEU:CA	4:X:320:LEU:N[1_556]	2.09	0.11
4:2:31:PHE:CB	4:Z:215:LYS:CE[1_556]	2.09	0.11
4:1:310:ALA:N	4:Y:224:GLU:N[1_556]	2.09	0.11
4:0:203:THR:O	4:X:199:SER:O[1_556]	2.09	0.11
4:2:62:ARG:CZ	4:Z:204:ALA:C[1_556]	2.09	0.11
4:1:266:PHE:CA	4:X:173:HIS:ND1[1_556]	2.09	0.11
4:0:168:GLY:CA	4:X:328:LYS:O[1_556]	2.09	0.11
4:0:364:GLU:O	4:X:350:SER:N[1_556]	2.09	0.11
4:3:233:SER:OG	4:Z:367:PRO:CA[1_556]	2.09	0.11
4:1:119:MET:C	4:Y:340:TRP:CD1[1_556]	2.09	0.11
4:3:191:LYS:CE	4:Z:110:LEU:CD1[1_556]	2.09	0.11
4:2:288:ASP:O	4:Z:322:PRO:CD[1_556]	2.09	0.11
4:3:62:ARG:C	4:Y:288:ASP:C[1_556]	2.09	0.11
4:2:117:GLU:OE1	4:Z:104:LEU:CG[1_556]	2.09	0.11
4:0:362:TYR:CZ	4:X:22:ALA:C[1_556]	2.09	0.11
4:0:76:ILE:CG2	4:X:18:LYS:NZ[1_556]	2.09	0.11
4:1:161:HIS:CG	4:Y:160:THR:CG2[1_556]	2.09	0.11
4:1:62:ARG:O	4:W:288:ASP:N[1_556]	2.09	0.11
4:2:299:MET:CE	4:Z:312:ARG:NE[1_556]	2.09	0.11

Continued on next page...

Continued from previous page...

Atom-1	Atom-2	Interatomic distance (Å)	Clash overlap (Å)
4:1:367:PRO:C	4:Y:343:GLY:C[1_556]	2.09	0.11
4:2:213:LYS:CA	4:Z:192:ILE:O[1_556]	2.09	0.11
4:1:9:VAL:CG1	4:Y:333:PRO:CA[1_556]	2.09	0.11
4:1:139:VAL:CG1	4:Y:330:ILE:N[1_556]	2.09	0.11
4:1:272:ALA:C	4:Y:270:GLU:C[1_556]	2.09	0.11
4:2:265:SER:CA	4:Y:173:HIS:NE2[1_556]	2.09	0.11
4:2:41:GLN:CB	4:X:167:GLU:OE1[1_556]	2.09	0.11
4:1:33:SER:N	4:Y:214:GLU:OE1[1_556]	2.09	0.11
4:1:253:GLU:CG	4:X:112:PRO:C[1_556]	2.09	0.11
4:0:209:VAL:C	4:X:193:LEU:CA[1_556]	2.09	0.11
4:1:108:ALA:C	4:Y:300:SER:O[1_556]	2.09	0.11
4:2:260:THR:CB	4:Z:266:PHE:O[1_556]	2.09	0.11
4:2:32:PRO:N	4:Z:211:ASP:CB[1_556]	2.10	0.10
4:0:114:ALA:CB	4:X:106:THR:OG1[1_556]	2.10	0.10
4:0:213:LYS:N	4:X:196:ARG:CG[1_556]	2.10	0.10
4:1:121:GLN:CB	4:Y:9:VAL:N[1_556]	2.10	0.10
4:1:119:MET:N	4:Y:340:TRP:CB[1_556]	2.10	0.10
4:0:336:LYS:CG	4:X:218:TYR:CB[1_556]	2.10	0.10
4:0:126:THR:N	4:X:28:ARG:NE[1_556]	2.10	0.10
4:2:116:ARG:CB	4:Z:339:VAL:C[1_556]	2.10	0.10
4:1:175:ILE:CB	4:Y:162:ASN:CB[1_556]	2.10	0.10
4:0:271:SER:O	4:X:270:GLU:CG[1_556]	2.10	0.10
4:1:261:LEU:N	4:Y:266:PHE:N[1_556]	2.10	0.10
4:2:364:GLU:C	4:Z:349:LEU:O[1_556]	2.10	0.10
4:2:337:TYR:CD2	4:Z:218:TYR:OH[1_556]	2.10	0.10
4:0:79:TRP:CB	4:X:17:VAL:CA[1_556]	2.10	0.10
4:2:115:ASN:CB	4:Z:11:ASP:OD2[1_556]	2.10	0.10
4:1:78:ASN:C	4:Y:17:VAL:N[1_556]	2.10	0.10
4:0:303:THR:CG2	4:X:260:THR:OG1[1_556]	2.10	0.10
4:0:207:GLU:CA	4:X:200:PHE:CZ[1_556]	2.10	0.10
4:0:371:HIS:CB	4:X:140:LEU:CG[1_556]	2.10	0.10
4:2:289:ILE:CG1	4:Z:294:TYR:CZ[1_556]	2.10	0.10
4:3:266:PHE:C	4:Z:173:HIS:CA[1_556]	2.10	0.10
4:0:79:TRP:CZ3	4:X:18:LYS:CE[1_556]	2.10	0.10
4:3:195:GLU:CA	4:Z:75:ILE:CD1[1_556]	2.10	0.10
4:3:252:ASN:CB	4:Z:113:LYS:CA[1_556]	2.10	0.10
4:1:294:TYR:C	4:Y:319:ALA:CB[1_556]	2.10	0.10
4:0:172:PRO:CD	4:X:164:PRO:CB[1_556]	2.10	0.10
4:1:67:LEU:CD1	4:Y:207:GLU:CD[1_556]	2.10	0.10
4:2:86:TRP:CD2	4:Z:337:TYR:OH[1_556]	2.10	0.10
4:0:369:ILE:N	4:X:346:LEU:CG[1_556]	2.10	0.10

Continued on next page...

Continued from previous page...

Atom-1	Atom-2	Interatomic distance (Å)	Clash overlap (Å)
4:0:309:ILE:CG2	4:X:223:PHE:CA[1_556]	2.10	0.10
4:2:67:LEU:CD1	4:Z:207:GLU:CD[1_556]	2.10	0.10
4:1:177:ARG:CZ	4:Y:159:VAL:C[1_556]	2.10	0.10
4:0:151:ILE:CB	4:X:317:ILE:CG2[1_556]	2.10	0.10
4:2:213:LYS:N	4:Z:196:ARG:CG[1_556]	2.10	0.10
4:2:70:PRO:O	4:Z:15:GLY:O[1_556]	2.10	0.10
4:2:74:GLY:CA	4:Z:157:ASP:N[1_556]	2.10	0.10
4:0:174:ALA:N	4:X:281:SER:CA[1_556]	2.10	0.10
4:0:131:ALA:N	4:X:25:ASP:CG[1_556]	2.10	0.10
4:4:41:GLN:CB	4:Z:167:GLU:OE1[1_556]	2.10	0.10
4:0:147:ARG:CB	4:X:314:GLN:NE2[1_556]	2.10	0.10
4:3:195:GLU:OE1	4:Z:111:ASN:N[1_556]	2.10	0.10
4:2:303:THR:CG2	4:Z:260:THR:OG1[1_556]	2.10	0.10
4:2:266:PHE:C	4:Y:173:HIS:CA[1_556]	2.10	0.10
4:1:155:SER:O	4:Y:258:PRO:CG[1_556]	2.10	0.10
4:0:119:MET:CE	4:X:337:TYR:N[1_556]	2.10	0.10
4:3:231:ALA:N	4:Z:367:PRO:O[1_556]	2.10	0.10
4:2:176:MET:C	4:Z:178:LEU:CB[1_556]	2.10	0.10
4:2:108:ALA:C	4:Z:154:ASP:OD1[1_556]	2.10	0.10
4:1:185:LEU:CG	4:Y:188:TYR:CE2[1_556]	2.10	0.10
4:1:269:MET:CB	4:Y:268:GLY:O[1_556]	2.10	0.10
4:2:113:LYS:CB	4:Z:135:ALA:C[1_556]	2.10	0.10
4:1:109:PRO:CD	4:Y:155:SER:N[1_556]	2.10	0.10
4:2:166:TYR:CD2	4:Z:290:ARG:O[1_556]	2.10	0.10
4:2:213:LYS:CD	4:Z:192:ILE:CD1[1_556]	2.10	0.10
4:0:288:ASP:O	4:X:322:PRO:CD[1_556]	2.10	0.10
4:2:336:LYS:O	4:Z:217:CYS:O[1_556]	2.10	0.10
4:2:76:ILE:CG2	4:Z:18:LYS:NZ[1_556]	2.10	0.10
4:0:166:TYR:CD2	4:X:290:ARG:O[1_556]	2.10	0.10
4:2:32:PRO:CB	4:Z:211:ASP:CG[1_556]	2.10	0.10
4:1:302:GLY:N	4:Y:258:PRO:CD[1_556]	2.10	0.10
4:2:131:ALA:N	4:Z:25:ASP:CG[1_556]	2.10	0.10
4:4:40:HIS:CD2	4:Z:167:GLU:N[1_556]	2.10	0.10
4:0:11:ASP:OD1	4:X:305:MET:SD[1_556]	2.10	0.10
4:0:213:LYS:CD	4:X:192:ILE:CD1[1_556]	2.10	0.10
4:0:153:LEU:CD2	4:X:262:PHE:CD2[1_556]	2.10	0.10
4:1:274:ILE:CG1	4:Y:264:PRO:N[1_556]	2.10	0.10
4:1:336:LYS:N	4:Y:219:VAL:N[1_556]	2.10	0.10
4:0:298:VAL:CA	4:X:312:ARG:CA[1_556]	2.10	0.10
4:1:121:GLN:CB	4:Y:9:VAL:O[1_556]	2.10	0.10
4:1:233:SER:O	4:X:367:PRO:CG[1_556]	2.10	0.10

Continued on next page...

Continued from previous page...

Atom-1	Atom-2	Interatomic distance (Å)	Clash overlap (Å)
4:1:105:LEU:CA	4:Y:334:GLU:CB[1_556]	2.10	0.10
4:2:208:ILE:CB	4:Z:198:TYR:CG[1_556]	2.10	0.10
4:2:171:LEU:N	4:Z:151:ILE:CG2[1_556]	2.10	0.10
4:2:369:ILE:N	4:Z:346:LEU:CG[1_556]	2.10	0.10
4:1:148:THR:O	4:Y:328:LYS:CA[1_556]	2.10	0.10
4:0:79:TRP:CG	4:X:18:LYS:N[1_556]	2.10	0.10
4:0:274:ILE:CD1	4:X:263:GLN:CA[1_556]	2.10	0.10
4:1:79:TRP:CB	4:Y:17:VAL:CA[1_556]	2.10	0.10
4:0:213:LYS:CA	4:X:192:ILE:O[1_556]	2.10	0.10
4:1:298:VAL:CB	4:Y:312:ARG:CA[1_556]	2.10	0.10
4:2:303:THR:CG2	4:Z:257:CYS:CA[1_556]	2.10	0.10
4:0:12:ASN:O	4:X:302:GLY:C[1_556]	2.10	0.10
4:1:298:VAL:CG2	4:Y:312:ARG:O[1_556]	2.10	0.10
4:2:180:LEU:CD1	4:Z:267:ILE:CA[1_556]	2.10	0.10
4:2:114:ALA:O	4:Z:106:THR:CB[1_556]	2.10	0.10
4:1:372:ARG:CZ	4:Y:142:LEU:C[1_556]	2.10	0.10
4:2:78:ASN:ND2	4:Z:32:PRO:N[1_556]	2.10	0.10
4:2:157:ASP:CB	4:Z:213:LYS:CE[1_556]	2.10	0.10
4:0:39:ARG:CA	4:V:166:TYR:CZ[1_556]	2.10	0.10
4:2:215:LYS:O	4:Z:252:ASN:ND2[1_556]	2.10	0.10
4:2:66:THR:CB	4:Z:62:ARG:N[1_556]	2.10	0.10
4:0:175:ILE:CB	4:X:162:ASN:CB[1_556]	2.10	0.10
4:1:362:TYR:CE2	4:Y:22:ALA:N[1_556]	2.10	0.10
4:1:212:ILE:CB	4:Y:196:ARG:CG[1_556]	2.10	0.10
4:2:62:ARG:O	4:X:288:ASP:N[1_556]	2.10	0.10
4:0:204:ALA:O	4:X:246:GLN:OE1[1_556]	2.10	0.10
4:1:207:GLU:CA	4:Y:200:PHE:CZ[1_556]	2.10	0.10
4:0:148:THR:C	4:X:327:ILE:CA[1_556]	2.10	0.10
4:1:231:ALA:N	4:X:367:PRO:O[1_556]	2.10	0.10
4:0:86:TRP:CE2	4:X:337:TYR:CE2[1_556]	2.10	0.10
4:2:331:ALA:N	4:Z:221:LEU:C[1_556]	2.10	0.10
4:2:86:TRP:CE2	4:Z:337:TYR:CE2[1_556]	2.10	0.10
4:2:252:ASN:CB	4:Y:113:LYS:CA[1_556]	2.10	0.10
4:0:68:LYS:CG	4:X:59:GLN:CA[1_556]	2.10	0.10
4:2:114:ALA:CB	4:Z:106:THR:OG1[1_556]	2.10	0.10
4:2:161:HIS:C	4:Z:274:ILE:N[1_556]	2.10	0.10
4:0:260:THR:C	4:X:265:SER:O[1_556]	2.10	0.10
4:2:79:TRP:CG	4:Z:18:LYS:N[1_556]	2.10	0.10
4:0:173:HIS:CG	4:X:174:ALA:CB[1_556]	2.10	0.10
4:1:61:LYS:CA	4:W:291:LYS:CD[1_556]	2.10	0.10
4:0:197:GLY:CA	4:W:75:ILE:N[1_556]	2.10	0.10

Continued on next page...

Continued from previous page...

Atom-1	Atom-2	Interatomic distance (Å)	Clash overlap (Å)
4:2:127:PHE:N	4:Z:28:ARG:NE[1_556]	2.10	0.10
4:0:32:PRO:CB	4:X:211:ASP:CG[1_556]	2.10	0.10
4:1:168:GLY:C	4:Y:296:ASN:O[1_556]	2.10	0.10
4:0:282:ILE:CA	4:X:279:TYR:CD2[1_556]	2.10	0.10
4:1:195:GLU:CA	4:X:75:ILE:CD1[1_556]	2.10	0.10
4:0:227:MET:SD	4:W:372:ARG:O[1_556]	2.10	0.10
4:0:70:PRO:O	4:X:15:GLY:O[1_556]	2.10	0.10
4:1:139:VAL:CG2	4:Y:297:ASN:C[1_556]	2.10	0.10
4:1:62:ARG:CA	4:Y:204:ALA:CB[1_556]	2.10	0.10
4:1:169:TYR:OH	4:Y:165:ILE:N[1_556]	2.10	0.10
4:0:370:VAL:CG2	4:X:342:GLY:N[1_556]	2.10	0.10
4:1:177:ARG:CZ	4:Y:158:GLY:O[1_556]	2.10	0.10
4:1:80:ASP:CA	4:Y:31:PHE:CD2[1_556]	2.10	0.10
4:0:197:GLY:N	4:W:75:ILE:CD1[1_556]	2.10	0.10
4:1:115:ASN:C	4:Y:11:ASP:OD2[1_556]	2.10	0.10
4:1:372:ARG:CA	4:Y:143:TYR:CG[1_556]	2.10	0.10
4:2:370:VAL:CG2	4:Z:342:GLY:N[1_556]	2.10	0.10
4:1:79:TRP:N	4:Y:31:PHE:O[1_556]	2.10	0.10
4:2:207:GLU:CA	4:Z:200:PHE:CZ[1_556]	2.10	0.10
4:2:174:ALA:N	4:Z:281:SER:CA[1_556]	2.10	0.10
4:0:158:GLY:O	4:X:184:ASP:CB[1_556]	2.10	0.10
4:1:205:GLU:O	4:Y:199:SER:CA[1_556]	2.10	0.10
4:2:147:ARG:N	4:Z:314:GLN:NE2[1_556]	2.10	0.10
4:1:37:ARG:O	4:Y:60:SER:C[1_556]	2.10	0.10
4:0:331:ALA:N	4:X:221:LEU:C[1_556]	2.10	0.10
4:2:32:PRO:N	4:Z:211:ASP:OD1[1_556]	2.10	0.10
4:3:193:LEU:CA	4:Z:112:PRO:CG[1_556]	2.10	0.10
4:2:62:ARG:NE	4:Z:205:GLU:C[1_556]	2.10	0.10
4:1:159:VAL:CA	4:Y:181:ALA:CA[1_556]	2.10	0.10
4:2:39:ARG:CA	4:X:166:TYR:CZ[1_556]	2.10	0.10
4:0:167:GLU:CD	4:X:326:LYS:CG[1_556]	2.10	0.10
4:0:155:SER:OG	4:X:260:THR:C[1_556]	2.10	0.10
4:1:110:LEU:CG	4:Y:162:ASN:N[1_556]	2.10	0.10
4:2:364:GLU:O	4:Z:350:SER:N[1_556]	2.10	0.10
4:3:196:ARG:CB	4:Z:112:PRO:CD[1_556]	2.10	0.10
4:2:62:ARG:C	4:X:288:ASP:C[1_556]	2.10	0.10
4:1:299:MET:C	4:Y:219:VAL:CG1[1_556]	2.10	0.10
4:1:142:LEU:N	4:Y:310:ALA:CB[1_556]	2.10	0.10
4:1:195:GLU:OE1	4:X:111:ASN:N[1_556]	2.10	0.10
4:1:206:ARG:CA	4:Y:199:SER:N[1_556]	2.10	0.10
4:0:197:GLY:O	4:W:76:ILE:C[1_556]	2.10	0.10

Continued on next page...

Continued from previous page...

Atom-1	Atom-2	Interatomic distance (Å)	Clash overlap (Å)
4:0:261:LEU:CD1	4:X:266:PHE:CZ[1_556]	2.10	0.10
4:1:136:ILE:O	4:Y:299:MET:C[1_556]	2.10	0.10
4:1:274:ILE:CG1	4:Y:263:GLN:CB[1_556]	2.10	0.10
4:0:133:TYR:O	4:X:334:GLU:CD[1_556]	2.10	0.10
4:1:161:HIS:N	4:Y:274:ILE:CD1[1_556]	2.10	0.10
4:1:67:LEU:CB	4:Y:62:ARG:NH1[1_556]	2.10	0.10
4:2:260:THR:C	4:Z:265:SER:O[1_556]	2.10	0.10
4:0:196:ARG:CB	4:W:112:PRO:CD[1_556]	2.10	0.10
4:0:105:LEU:N	4:X:334:GLU:N[1_556]	2.10	0.10
4:1:291:LYS:CG	4:Y:322:PRO:CA[1_556]	2.10	0.10
4:1:155:SER:N	4:Y:261:LEU:CB[1_556]	2.10	0.10
4:0:122:ILE:C	4:X:26:ALA:O[1_556]	2.10	0.10
4:2:304:THR:CG2	4:Z:259:GLU:CA[1_556]	2.10	0.10
4:1:307:PRO:C	4:Y:227:MET:CA[1_556]	2.10	0.10
4:2:37:ARG:NH2	4:Z:56:ASP:CB[1_556]	2.10	0.10
4:1:140:LEU:N	4:Y:299:MET:CE[1_556]	2.10	0.10
4:0:45:VAL:CG2	4:V:328:LYS:CD[1_556]	2.10	0.10
4:1:192:ILE:O	4:X:111:ASN:C[1_556]	2.10	0.10
4:1:137:GLN:CA	4:Y:304:THR:CB[1_556]	2.10	0.10
4:2:370:VAL:O	4:Z:140:LEU:O[1_556]	2.11	0.09
4:0:309:ILE:CG2	4:X:223:PHE:O[1_556]	2.11	0.09
4:0:265:SER:CA	4:W:173:HIS:NE2[1_556]	2.11	0.09
4:0:252:ASN:O	4:W:113:LYS:NZ[1_556]	2.11	0.09
4:3:227:MET:CB	4:Z:372:ARG:CA[1_556]	2.11	0.09
4:1:178:LEU:CD1	4:Y:269:MET:CG[1_556]	2.11	0.09
4:0:176:MET:C	4:X:178:LEU:CB[1_556]	2.11	0.09
4:1:15:GLY:C	4:Y:214:GLU:CG[1_556]	2.11	0.09
4:1:233:SER:OG	4:X:367:PRO:CA[1_556]	2.11	0.09
4:2:252:ASN:CB	4:Y:113:LYS:CB[1_556]	2.11	0.09
4:1:175:ILE:O	4:Y:176:MET:CB[1_556]	2.11	0.09
4:2:79:TRP:N	4:Z:17:VAL:CG2[1_556]	2.11	0.09
4:0:66:THR:CB	4:X:62:ARG:N[1_556]	2.11	0.09
4:2:139:VAL:CG1	4:Z:330:ILE:C[1_556]	2.11	0.09
4:1:298:VAL:C	4:Y:312:ARG:CB[1_556]	2.11	0.09
4:0:115:ASN:CB	4:X:11:ASP:OD2[1_556]	2.11	0.09
4:1:370:VAL:O	4:Y:144:ALA:N[1_556]	2.11	0.09
4:1:215:LYS:CG	4:Y:196:ARG:CZ[1_556]	2.11	0.09
4:2:167:GLU:CD	4:Z:326:LYS:CG[1_556]	2.11	0.09
4:1:292:ASP:C	4:Y:317:ILE:O[1_556]	2.11	0.09
4:2:153:LEU:CD2	4:Z:262:PHE:CA[1_556]	2.11	0.09
4:1:279:TYR:C	4:Y:276:GLU:CD[1_556]	2.11	0.09

Continued on next page...

Continued from previous page...

Atom-1	Atom-2	Interatomic distance (Å)	Clash overlap (Å)
4:1:80:ASP:O	4:Y:30:VAL:O[1_556]	2.11	0.09
4:1:306:TYR:CE1	4:Y:256:ARG:CD[1_556]	2.11	0.09
4:2:306:TYR:CE2	4:Z:256:ARG:O[1_556]	2.11	0.09
4:0:74:GLY:CA	4:X:157:ASP:N[1_556]	2.11	0.09
4:2:159:VAL:CA	4:Z:181:ALA:C[1_556]	2.11	0.09
4:0:116:ARG:CB	4:X:339:VAL:C[1_556]	2.11	0.09
4:2:290:ARG:CD	4:Z:279:TYR:OH[1_556]	2.11	0.09
4:2:168:GLY:CA	4:Z:328:LYS:O[1_556]	2.11	0.09
4:2:217:CYS:CB	4:Z:256:ARG:NE[1_556]	2.11	0.09
4:1:253:GLU:OE2	4:X:113:LYS:N[1_556]	2.11	0.09
4:1:185:LEU:CA	4:Y:188:TYR:CD1[1_556]	2.11	0.09
4:0:215:LYS:O	4:X:252:ASN:ND2[1_556]	2.11	0.09
4:2:173:HIS:ND1	4:Z:174:ALA:CB[1_556]	2.11	0.09
4:1:206:ARG:C	4:Y:199:SER:CA[1_556]	2.11	0.09
4:0:111:ASN:CB	4:X:154:ASP:OD1[1_556]	2.11	0.09
4:2:371:HIS:CB	4:Z:140:LEU:CG[1_556]	2.11	0.09
4:3:198:TYR:N	4:Z:75:ILE:CG2[1_556]	2.11	0.09
4:2:336:LYS:N	4:Z:218:TYR:CA[1_556]	2.11	0.09
4:0:289:ILE:CG1	4:X:294:TYR:CZ[1_556]	2.11	0.09
4:1:148:THR:C	4:Y:327:ILE:CA[1_556]	2.11	0.09
4:0:41:GLN:N	4:V:167:GLU:CG[1_556]	2.11	0.09
4:0:59:GLN:CB	4:X:208:ILE:CD1[1_556]	2.11	0.09
4:2:124:PHE:C	4:Z:24:ASP:N[1_556]	2.11	0.09
4:0:306:TYR:CD1	4:X:256:ARG:NE[1_556]	2.11	0.09
4:1:303:THR:O	4:Y:255:PHE:O[1_556]	2.11	0.09
4:2:203:THR:O	4:Z:199:SER:O[1_556]	2.11	0.09
4:2:164:PRO:CB	4:Z:278:THR:CA[1_556]	2.11	0.09
4:1:76:ILE:CG2	4:Y:18:LYS:NZ[1_556]	2.11	0.09
4:1:277:THR:CA	4:Y:272:ALA:CB[1_556]	2.11	0.09
4:0:148:THR:CG2	4:X:328:LYS:CA[1_556]	2.11	0.09
4:2:336:LYS:CG	4:Z:218:TYR:CB[1_556]	2.11	0.09
4:2:141:SER:CB	4:Z:309:ILE:O[1_556]	2.11	0.09
4:0:110:LEU:CD1	4:X:161:HIS:CG[1_556]	2.11	0.09
4:0:338:SER:CA	4:X:307:PRO:C[1_556]	2.11	0.09
4:2:122:ILE:C	4:Z:26:ALA:O[1_556]	2.11	0.09
4:2:230:ALA:CA	4:Y:368:SER:O[1_556]	2.11	0.09
4:1:289:ILE:CD1	4:Y:282:ILE:CG2[1_556]	2.11	0.09
4:1:155:SER:CA	4:Y:261:LEU:CG[1_556]	2.11	0.09
4:3:266:PHE:CA	4:Z:173:HIS:ND1[1_556]	2.11	0.09
4:2:124:PHE:CG	4:Z:23:GLY:C[1_556]	2.11	0.09
4:0:311:ASP:N	4:X:224:GLU:CG[1_556]	2.11	0.09

Continued on next page...

Continued from previous page...

Atom-1	Atom-2	Interatomic distance (Å)	Clash overlap (Å)
4:0:147:ARG:N	4:X:314:GLN:NE2[1_556]	2.11	0.09
4:1:306:TYR:CD1	4:Y:256:ARG:NE[1_556]	2.11	0.09
4:0:124:PHE:C	4:X:24:ASP:N[1_556]	2.11	0.09
4:0:122:ILE:CB	4:X:27:PRO:CA[1_556]	2.11	0.09
4:1:124:PHE:CG	4:Y:23:GLY:O[1_556]	2.11	0.09
4:1:79:TRP:CZ3	4:Y:18:LYS:CE[1_556]	2.11	0.09
4:0:81:ASP:C	4:X:30:VAL:O[1_556]	2.11	0.09
4:2:192:ILE:O	4:Y:111:ASN:C[1_556]	2.11	0.09
4:0:336:LYS:N	4:X:218:TYR:CA[1_556]	2.11	0.09
4:4:39:ARG:CA	4:Z:166:TYR:CZ[1_556]	2.11	0.09
4:1:214:GLU:N	4:Y:253:GLU:CB[1_556]	2.11	0.09
4:1:77:THR:N	4:Y:15:GLY:N[1_556]	2.11	0.09
4:0:173:HIS:ND1	4:X:174:ALA:CB[1_556]	2.11	0.09
4:2:185:LEU:CA	4:Z:188:TYR:CD1[1_556]	2.11	0.09
4:0:171:LEU:N	4:X:151:ILE:CG2[1_556]	2.11	0.09
4:2:303:THR:CA	4:Z:256:ARG:C[1_556]	2.11	0.09
4:0:185:LEU:CA	4:X:188:TYR:CD1[1_556]	2.11	0.09
4:1:207:GLU:C	4:Y:200:PHE:CE1[1_556]	2.11	0.09
4:0:79:TRP:CB	4:X:17:VAL:C[1_556]	2.11	0.09
4:3:253:GLU:OE2	4:Z:113:LYS:N[1_556]	2.11	0.09
4:2:119:MET:CE	4:Z:337:TYR:N[1_556]	2.11	0.09
4:2:306:TYR:CE2	4:Z:256:ARG:C[1_556]	2.11	0.09
4:2:40:HIS:CD2	4:X:167:GLU:N[1_556]	2.11	0.09
4:1:134:VAL:O	4:Y:338:SER:OG[1_556]	2.11	0.09
4:1:166:TYR:CD1	4:Y:294:TYR:CE2[1_556]	2.11	0.09
4:2:133:TYR:O	4:Z:334:GLU:CD[1_556]	2.11	0.09
4:0:134:VAL:CB	4:X:338:SER:OG[1_556]	2.11	0.09
4:0:16:LEU:CB	4:X:215:LYS:N[1_556]	2.11	0.09
4:0:62:ARG:CZ	4:X:204:ALA:C[1_556]	2.11	0.09
4:1:264:PRO:CG	4:Y:268:GLY:C[1_556]	2.11	0.09
4:0:303:THR:CG2	4:X:257:CYS:CA[1_556]	2.11	0.09
4:0:335:ARG:CG	4:X:220:ALA:CB[1_556]	2.11	0.09
4:2:271:SER:O	4:Z:270:GLU:CG[1_556]	2.11	0.09
4:2:140:LEU:CD1	4:Z:332:PRO:O[1_556]	2.11	0.09
4:2:79:TRP:C	4:Z:31:PHE:CG[1_556]	2.11	0.09
4:1:30:VAL:C	4:Y:215:LYS:CD[1_556]	2.11	0.09
4:1:169:TYR:C	4:Y:296:ASN:O[1_556]	2.11	0.09
4:1:62:ARG:NE	4:Y:204:ALA:O[1_556]	2.11	0.09
4:0:252:ASN:OD1	4:W:117:GLU:N[1_556]	2.11	0.09
4:1:337:TYR:O	4:Y:307:PRO:CB[1_556]	2.11	0.09
4:0:153:LEU:CD2	4:X:262:PHE:CA[1_556]	2.11	0.09

Continued on next page...

Continued from previous page...

Atom-1	Atom-2	Interatomic distance (Å)	Clash overlap (Å)
4:0:79:TRP:N	4:X:17:VAL:CG2[1_556]	2.11	0.09
4:3:61:LYS:CA	4:Y:291:LYS:CD[1_556]	2.11	0.09
4:2:293:LEU:CA	4:Z:320:LEU:N[1_556]	2.11	0.09
4:0:139:VAL:CG1	4:X:330:ILE:C[1_556]	2.11	0.09
4:0:62:ARG:C	4:V:288:ASP:C[1_556]	2.11	0.09
4:1:119:MET:CG	4:Y:340:TRP:N[1_556]	2.11	0.09
4:2:197:GLY:C	4:Y:75:ILE:CG2[1_556]	2.11	0.09
4:0:132:MET:CE	4:X:341:ILE:CD1[1_556]	2.11	0.09
4:2:148:THR:C	4:Z:327:ILE:CA[1_556]	2.11	0.09
4:2:169:TYR:OH	4:Z:165:ILE:N[1_556]	2.11	0.09
4:1:186:THR:C	4:Y:190:MET:C[1_556]	2.11	0.09
4:0:79:TRP:C	4:X:31:PHE:CG[1_556]	2.11	0.09
4:1:228:ALA:O	4:X:369:ILE:O[1_556]	2.11	0.09
4:1:362:TYR:CE1	4:Y:344:SER:O[1_556]	2.11	0.09
4:2:138:ALA:O	4:Z:299:MET:SD[1_556]	2.11	0.09
4:2:306:TYR:CD1	4:Z:256:ARG:NE[1_556]	2.11	0.09
4:1:76:ILE:O	4:Y:13:GLY:C[1_556]	2.11	0.09
4:0:260:THR:CB	4:X:266:PHE:O[1_556]	2.11	0.09
4:0:123:MET:CA	4:X:26:ALA:N[1_556]	2.11	0.09
4:0:278:THR:CA	4:X:276:GLU:OE2[1_556]	2.11	0.09
4:3:228:ALA:O	4:Z:369:ILE:O[1_556]	2.11	0.09
4:2:158:GLY:O	4:Z:184:ASP:CB[1_556]	2.12	0.08
4:3:195:GLU:CG	4:Z:108:ALA:C[1_556]	2.12	0.08
4:1:73:HIS:O	4:Y:156:GLY:O[1_556]	2.12	0.08
4:2:291:LYS:CG	4:Z:322:PRO:CA[1_556]	2.12	0.08
4:1:211:ASP:CA	4:Y:249:THR:O[1_556]	2.12	0.08
4:1:109:PRO:CA	4:Y:154:ASP:O[1_556]	2.12	0.08
4:0:299:MET:CE	4:X:312:ARG:NE[1_556]	2.12	0.08
4:2:189:LEU:CA	4:Z:195:GLU:CB[1_556]	2.12	0.08
4:2:148:THR:CG2	4:Z:328:LYS:CA[1_556]	2.12	0.08
4:1:77:THR:C	4:Y:33:SER:OG[1_556]	2.12	0.08
4:0:67:LEU:CD1	4:X:207:GLU:CD[1_556]	2.12	0.08
4:0:117:GLU:OE1	4:X:104:LEU:CG[1_556]	2.12	0.08
4:1:187:ASP:CA	4:Y:191:LYS:CB[1_556]	2.12	0.08
4:1:105:LEU:N	4:Y:334:GLU:CG[1_556]	2.12	0.08
4:0:304:THR:CG2	4:X:223:PHE:CE2[1_556]	2.12	0.08
4:1:213:LYS:CD	4:Y:192:ILE:CD1[1_556]	2.12	0.08
4:2:153:LEU:CG	4:Z:262:PHE:CD1[1_556]	2.12	0.08
4:2:311:ASP:N	4:Z:224:GLU:CG[1_556]	2.12	0.08
4:1:335:ARG:NE	4:Y:223:PHE:CD1[1_556]	2.12	0.08
4:1:86:TRP:CH2	4:Y:337:TYR:CE1[1_556]	2.12	0.08

Continued on next page...

Continued from previous page...

Atom-1	Atom-2	Interatomic distance (Å)	Clash overlap (Å)
4:0:189:LEU:CA	4:X:195:GLU:CB[1_556]	2.12	0.08
4:2:278:THR:CB	4:Z:275:HIS:NE2[1_556]	2.12	0.08
4:2:274:ILE:CD1	4:Z:263:GLN:CA[1_556]	2.12	0.08
4:2:45:VAL:CG2	4:X:328:LYS:CD[1_556]	2.12	0.08
4:2:137:GLN:N	4:Z:299:MET:C[1_556]	2.12	0.08
4:1:206:ARG:O	4:Y:200:PHE:CE2[1_556]	2.12	0.08
4:2:138:ALA:CB	4:Z:299:MET:SD[1_556]	2.12	0.08
4:1:330:ILE:CG1	4:Y:315:LYS:CB[1_556]	2.12	0.08
4:0:183:ARG:CA	4:X:187:ASP:C[1_556]	2.12	0.08
4:4:62:ARG:O	4:Z:288:ASP:N[1_556]	2.12	0.08
4:2:116:ARG:NH1	4:Z:140:LEU:O[1_556]	2.12	0.08
4:2:195:GLU:CG	4:Y:109:PRO:C[1_556]	2.12	0.08
4:2:79:TRP:CZ3	4:Z:18:LYS:CE[1_556]	2.12	0.08
4:0:113:LYS:CB	4:X:135:ALA:C[1_556]	2.12	0.08
4:1:298:VAL:C	4:Y:312:ARG:CA[1_556]	2.12	0.08
4:0:195:GLU:CG	4:W:109:PRO:C[1_556]	2.12	0.08
4:3:252:ASN:OD1	4:Z:117:GLU:N[1_556]	2.12	0.08
4:2:155:SER:OG	4:Z:260:THR:C[1_556]	2.12	0.08
4:2:16:LEU:CB	4:Z:215:LYS:N[1_556]	2.12	0.08
4:0:218:TYR:OH	4:X:231:ALA:CB[1_556]	2.12	0.08
4:1:137:GLN:N	4:Y:299:MET:C[1_556]	2.12	0.08
4:1:274:ILE:CD1	4:Y:264:PRO:CD[1_556]	2.12	0.08
4:0:197:GLY:C	4:W:75:ILE:CG2[1_556]	2.12	0.08
4:1:17:VAL:N	4:Y:214:GLU:CB[1_556]	2.12	0.08
4:1:86:TRP:CD2	4:Y:337:TYR:OH[1_556]	2.12	0.08
4:1:210:ARG:N	4:Y:193:LEU:CG[1_556]	2.12	0.08
4:0:266:PHE:C	4:W:173:HIS:CA[1_556]	2.12	0.08
4:0:119:MET:O	4:X:340:TRP:CG[1_556]	2.12	0.08
4:1:116:ARG:CD	4:Y:140:LEU:O[1_556]	2.12	0.08
4:2:122:ILE:CB	4:Z:27:PRO:CA[1_556]	2.12	0.08
4:0:177:ARG:CB	4:X:178:LEU:CA[1_556]	2.12	0.08
4:2:12:ASN:O	4:Z:302:GLY:C[1_556]	2.12	0.08
4:1:301:GLY:N	4:Y:219:VAL:CA[1_556]	2.12	0.08
4:2:79:TRP:CB	4:Z:17:VAL:CA[1_556]	2.12	0.08
4:2:122:ILE:CB	4:Z:19:ALA:C[1_556]	2.12	0.08
4:2:163:VAL:O	4:Z:278:THR:OG1[1_556]	2.12	0.08
4:2:210:ARG:NH2	4:Z:212:ILE:CD1[1_556]	2.12	0.08
4:1:372:ARG:NH1	4:Y:145:SER:OG[1_556]	2.12	0.08
4:2:120:THR:C	4:Z:340:TRP:CZ2[1_556]	2.12	0.08
4:2:338:SER:CA	4:Z:307:PRO:C[1_556]	2.12	0.08
4:0:136:ILE:CD1	4:X:152:VAL:CG1[1_556]	2.12	0.08

Continued on next page...

Continued from previous page...

Atom-1	Atom-2	Interatomic distance (Å)	Clash overlap (Å)
4:2:309:ILE:CG2	4:Z:223:PHE:O[1_556]	2.12	0.08
4:1:63:GLY:C	4:W:288:ASP:O[1_556]	2.12	0.08
4:0:205:GLU:O	4:X:198:TYR:CA[1_556]	2.12	0.08
4:4:41:GLN:N	4:Z:167:GLU:CG[1_556]	2.12	0.08
4:0:164:PRO:CB	4:X:278:THR:CA[1_556]	2.12	0.08
4:2:136:ILE:CD1	4:Z:152:VAL:CG1[1_556]	2.12	0.08
4:0:196:ARG:NH1	4:W:116:ARG:N[1_556]	2.12	0.08
4:1:116:ARG:CG	4:Y:339:VAL:C[1_556]	2.12	0.08
4:1:177:ARG:NH1	4:Y:160:THR:N[1_556]	2.12	0.08
4:0:127:PHE:N	4:X:28:ARG:NE[1_556]	2.12	0.08
4:0:176:MET:N	4:X:277:THR:CB[1_556]	2.12	0.08
4:2:105:LEU:N	4:Z:334:GLU:N[1_556]	2.12	0.08
4:1:227:MET:CB	4:X:372:ARG:CA[1_556]	2.12	0.08
4:3:233:SER:O	4:Z:367:PRO:CG[1_556]	2.12	0.08
4:2:197:GLY:O	4:Y:76:ILE:C[1_556]	2.12	0.08
4:0:130:PRO:CA	4:X:25:ASP:OD2[1_556]	2.12	0.08
4:1:120:THR:C	4:Y:340:TRP:CD2[1_556]	2.12	0.08
4:1:161:HIS:O	4:Y:274:ILE:CG1[1_556]	2.12	0.08
4:2:41:GLN:N	4:X:167:GLU:CG[1_556]	2.12	0.08
4:0:108:ALA:C	4:X:154:ASP:OD1[1_556]	2.12	0.08
4:2:183:ARG:CA	4:Z:187:ASP:N[1_556]	2.12	0.08
4:1:79:TRP:CD1	4:Y:17:VAL:CG2[1_556]	2.12	0.08
4:1:305:MET:C	4:Y:255:PHE:CZ[1_556]	2.12	0.08
4:1:206:ARG:CZ	4:Y:190:MET:SD[1_556]	2.12	0.08
4:0:230:ALA:C	4:W:367:PRO:C[1_556]	2.12	0.08
4:2:261:LEU:N	4:Z:266:PHE:N[1_556]	2.12	0.08
4:1:124:PHE:CG	4:Y:23:GLY:C[1_556]	2.12	0.08
4:2:161:HIS:N	4:Z:274:ILE:CD1[1_556]	2.12	0.08
4:1:126:THR:N	4:Y:24:ASP:OD2[1_556]	2.12	0.08
4:0:163:VAL:O	4:X:278:THR:OG1[1_556]	2.12	0.08
4:2:118:LYS:CD	4:Z:10:CYS:CB[1_556]	2.12	0.08
4:1:198:TYR:N	4:X:75:ILE:CG2[1_556]	2.12	0.08
4:2:123:MET:CA	4:Z:26:ALA:N[1_556]	2.12	0.08
4:2:227:MET:SD	4:Y:372:ARG:O[1_556]	2.12	0.08
4:1:197:GLY:N	4:X:75:ILE:CG2[1_556]	2.12	0.08
4:1:337:TYR:CG	4:Y:307:PRO:CG[1_556]	2.12	0.08
4:1:309:ILE:CB	4:Y:259:GLU:OE1[1_556]	2.12	0.08
4:2:261:LEU:CD1	4:Z:266:PHE:CZ[1_556]	2.12	0.08
4:1:290:ARG:CA	4:Y:279:TYR:OH[1_556]	2.12	0.08
4:1:260:THR:CB	4:Y:266:PHE:O[1_556]	2.12	0.08
4:1:252:ASN:CB	4:X:113:LYS:CB[1_556]	2.12	0.08

Continued on next page...

Continued from previous page...

Atom-1	Atom-2	Interatomic distance (Å)	Clash overlap (Å)
4:1:300:SER:CA	4:Y:219:VAL:CG2[1_556]	2.12	0.08
4:2:299:MET:C	4:Z:219:VAL:CG1[1_556]	2.12	0.08
4:2:119:MET:O	4:Z:340:TRP:CG[1_556]	2.12	0.08
4:0:157:ASP:CB	4:X:213:LYS:CE[1_556]	2.12	0.08
4:1:123:MET:CG	4:Y:27:PRO:CD[1_556]	2.12	0.08
4:1:39:ARG:NH1	4:W:289:ILE:CG2[1_556]	2.12	0.08
4:4:61:LYS:CA	4:Z:291:LYS:CD[1_556]	2.12	0.08
4:1:157:ASP:OD2	4:Y:186:THR:CA[1_556]	2.12	0.08
4:1:337:TYR:CD2	4:Y:218:TYR:OH[1_556]	2.12	0.08
4:0:252:ASN:CB	4:W:113:LYS:CA[1_556]	2.12	0.08
4:0:371:HIS:C	4:X:140:LEU:CA[1_556]	2.12	0.08
4:1:126:THR:OG1	4:Y:28:ARG:C[1_556]	2.12	0.08
4:2:166:TYR:CG	4:Z:294:TYR:CA[1_556]	2.12	0.08
4:2:78:ASN:OD1	4:Z:31:PHE:CD2[1_556]	2.12	0.08
4:0:183:ARG:CA	4:X:189:LEU:N[1_556]	2.12	0.08
4:2:292:ASP:C	4:Z:317:ILE:O[1_556]	2.12	0.08
4:0:78:ASN:CA	4:X:33:SER:N[1_556]	2.12	0.08
4:3:39:ARG:NH1	4:Y:289:ILE:CG2[1_556]	2.12	0.08
4:4:61:LYS:O	4:Z:288:ASP:O[1_556]	2.12	0.08
4:1:174:ALA:N	4:Y:281:SER:CA[1_556]	2.12	0.08
4:0:120:THR:C	4:X:340:TRP:CZ2[1_556]	2.12	0.08
4:2:125:GLU:O	4:Z:21:PHE:CD1[1_556]	2.12	0.08
4:0:30:VAL:C	4:X:215:LYS:CD[1_556]	2.12	0.08
4:0:61:LYS:O	4:V:288:ASP:O[1_556]	2.12	0.08
4:0:290:ARG:CD	4:X:279:TYR:OH[1_556]	2.12	0.08
4:2:124:PHE:N	4:Z:24:ASP:C[1_556]	2.12	0.08
4:1:83:GLU:OE2	4:Y:28:ARG:O[1_556]	2.12	0.08
4:3:40:HIS:CG	4:Y:166:TYR:CB[1_556]	2.12	0.08
4:1:193:LEU:CA	4:X:112:PRO:CG[1_556]	2.12	0.08
4:0:197:GLY:C	4:W:76:ILE:N[1_556]	2.12	0.08
4:1:117:GLU:OE1	4:Y:104:LEU:CG[1_556]	2.12	0.08
4:2:370:VAL:CB	4:Z:341:ILE:O[1_556]	2.12	0.08
4:2:59:GLN:CB	4:Z:208:ILE:CD1[1_556]	2.12	0.08
4:2:177:ARG:CB	4:Z:178:LEU:CA[1_556]	2.12	0.08
4:0:133:TYR:OH	4:X:145:SER:OG[1_556]	2.12	0.08
4:1:363:ASP:C	4:Y:348:SER:O[1_556]	2.12	0.08
4:0:159:VAL:CA	4:X:181:ALA:C[1_556]	2.12	0.08
4:0:33:SER:CB	4:X:210:ARG:CZ[1_556]	2.12	0.08
4:0:120:THR:N	4:X:340:TRP:C[1_556]	2.13	0.07
4:0:331:ALA:CB	4:X:223:PHE:N[1_556]	2.13	0.07
4:0:269:MET:N	4:W:173:HIS:CD2[1_556]	2.13	0.07

Continued on next page...

Continued from previous page...

Atom-1	Atom-2	Interatomic distance (Å)	Clash overlap (Å)
4:3:63:GLY:C	4:Y:288:ASP:O[1_556]	2.13	0.07
4:0:125:GLU:O	4:X:21:PHE:CD1[1_556]	2.13	0.07
4:2:116:ARG:CG	4:Z:339:VAL:C[1_556]	2.13	0.07
4:4:45:VAL:CG2	4:Z:328:LYS:CD[1_556]	2.13	0.07
4:0:217:CYS:CB	4:X:256:ARG:NE[1_556]	2.13	0.07
4:1:368:SER:O	4:Y:346:LEU:CG[1_556]	2.13	0.07
4:2:111:ASN:CB	4:Z:154:ASP:OD1[1_556]	2.13	0.07
4:1:292:ASP:O	4:Y:317:ILE:O[1_556]	2.13	0.07
4:1:110:LEU:CD1	4:Y:161:HIS:N[1_556]	2.13	0.07
4:0:63:GLY:CA	4:V:287:ILE:O[1_556]	2.13	0.07
4:1:370:VAL:CB	4:Y:341:ILE:O[1_556]	2.13	0.07
4:2:304:THR:CG2	4:Z:223:PHE:CE2[1_556]	2.13	0.07
4:0:278:THR:N	4:X:276:GLU:OE2[1_556]	2.13	0.07
4:1:331:ALA:N	4:Y:221:LEU:C[1_556]	2.13	0.07
4:2:297:ASN:C	4:Z:316:GLU:CA[1_556]	2.13	0.07
4:2:66:THR:OG1	4:Z:60:SER:CA[1_556]	2.13	0.07
4:0:306:TYR:CE2	4:X:256:ARG:O[1_556]	2.13	0.07
4:0:124:PHE:O	4:X:24:ASP:CA[1_556]	2.13	0.07
4:2:183:ARG:CA	4:Z:187:ASP:C[1_556]	2.13	0.07
4:0:167:GLU:O	4:X:296:ASN:N[1_556]	2.13	0.07
4:0:234:SER:CA	4:W:367:PRO:CD[1_556]	2.13	0.07
4:2:297:ASN:CA	4:Z:316:GLU:CG[1_556]	2.13	0.07
4:0:208:ILE:C	4:X:198:TYR:CE2[1_556]	2.13	0.07
4:2:33:SER:CB	4:Z:210:ARG:CZ[1_556]	2.13	0.07
4:1:82:MET:CA	4:Y:30:VAL:CB[1_556]	2.13	0.07
4:2:185:LEU:N	4:Z:188:TYR:O[1_556]	2.13	0.07
4:1:165:ILE:CG2	4:Y:297:ASN:CG[1_556]	2.13	0.07
4:1:185:LEU:C	4:Y:192:ILE:N[1_556]	2.13	0.07
4:0:196:ARG:CZ	4:W:115:ASN:CB[1_556]	2.13	0.07
4:0:305:MET:N	4:X:255:PHE:CD1[1_556]	2.13	0.07
4:2:62:ARG:NH2	4:Z:205:GLU:C[1_556]	2.13	0.07
4:1:123:MET:CA	4:Y:27:PRO:N[1_556]	2.13	0.07
4:1:330:ILE:CD1	4:Y:315:LYS:CE[1_556]	2.13	0.07
4:1:137:GLN:N	4:Y:299:MET:CB[1_556]	2.13	0.07
4:2:61:LYS:O	4:X:288:ASP:O[1_556]	2.13	0.07
4:3:197:GLY:C	4:Z:76:ILE:N[1_556]	2.13	0.07
4:0:299:MET:C	4:X:219:VAL:CG1[1_556]	2.13	0.07
4:0:121:GLN:CG	4:X:9:VAL:CA[1_556]	2.13	0.07
4:0:161:HIS:N	4:X:274:ILE:CD1[1_556]	2.13	0.07
4:0:252:ASN:CB	4:W:113:LYS:CB[1_556]	2.13	0.07
4:1:81:ASP:CA	4:Y:31:PHE:CB[1_556]	2.13	0.07

Continued on next page...

Continued from previous page...

Atom-1	Atom-2	Interatomic distance (Å)	Clash overlap (Å)
4:1:217:CYS:CB	4:Y:256:ARG:NE[1_556]	2.13	0.07
4:1:227:MET:C	4:X:372:ARG:N[1_556]	2.13	0.07
4:0:253:GLU:CG	4:W:112:PRO:C[1_556]	2.13	0.07
4:2:79:TRP:CB	4:Z:17:VAL:C[1_556]	2.13	0.07
4:1:303:THR:CB	4:Y:257:CYS:N[1_556]	2.13	0.07
4:2:196:ARG:CZ	4:Y:115:ASN:CB[1_556]	2.13	0.07
4:2:252:ASN:OD1	4:Y:117:GLU:N[1_556]	2.13	0.07
4:1:302:GLY:O	4:Y:255:PHE:N[1_556]	2.13	0.07
4:0:37:ARG:NH1	4:X:56:ASP:O[1_556]	2.13	0.07
4:2:118:LYS:CG	4:Z:10:CYS:CA[1_556]	2.13	0.07
4:2:213:LYS:O	4:Z:253:GLU:CD[1_556]	2.13	0.07
4:0:337:TYR:O	4:X:307:PRO:CB[1_556]	2.13	0.07
4:3:267:ILE:CA	4:Z:173:HIS:CG[1_556]	2.13	0.07
4:1:110:LEU:CD2	4:Y:161:HIS:CB[1_556]	2.13	0.07
4:0:165:ILE:N	4:X:278:THR:CG2[1_556]	2.13	0.07
4:2:208:ILE:C	4:Z:198:TYR:CE2[1_556]	2.13	0.07
4:1:288:ASP:O	4:Y:322:PRO:CD[1_556]	2.13	0.07
4:1:195:GLU:CG	4:X:108:ALA:C[1_556]	2.13	0.07
4:0:120:THR:C	4:X:340:TRP:CD2[1_556]	2.13	0.07
4:0:138:ALA:O	4:X:299:MET:SD[1_556]	2.13	0.07
4:1:125:GLU:CA	4:Y:24:ASP:CG[1_556]	2.13	0.07
4:2:119:MET:CG	4:Z:340:TRP:N[1_556]	2.13	0.07
4:0:153:LEU:CG	4:X:262:PHE:CD1[1_556]	2.13	0.07
4:0:119:MET:CG	4:X:340:TRP:N[1_556]	2.13	0.07
4:1:157:ASP:CB	4:Y:213:LYS:CE[1_556]	2.13	0.07
4:3:194:THR:O	4:Z:75:ILE:CB[1_556]	2.13	0.07
4:1:59:GLN:OE1	4:Y:208:ILE:CB[1_556]	2.13	0.07
4:3:227:MET:C	4:Z:372:ARG:N[1_556]	2.13	0.07
4:0:118:LYS:CD	4:X:10:CYS:CB[1_556]	2.13	0.07
4:1:178:LEU:N	4:Y:180:LEU:CG[1_556]	2.13	0.07
4:2:167:GLU:O	4:Z:296:ASN:N[1_556]	2.13	0.07
4:1:368:SER:O	4:Y:346:LEU:CD2[1_556]	2.13	0.07
4:1:34:ILE:CD1	4:Y:207:GLU:O[1_556]	2.13	0.07
4:2:132:MET:CE	4:Z:341:ILE:CD1[1_556]	2.13	0.07
4:0:40:HIS:CD2	4:V:167:GLU:N[1_556]	2.13	0.07
4:1:267:ILE:CA	4:X:173:HIS:O[1_556]	2.13	0.07
4:0:261:LEU:N	4:X:266:PHE:N[1_556]	2.13	0.07
4:0:124:PHE:N	4:X:24:ASP:C[1_556]	2.13	0.07
4:0:66:THR:C	4:X:62:ARG:NH1[1_556]	2.13	0.07
4:2:233:SER:O	4:Y:367:PRO:CG[1_556]	2.13	0.07
4:3:197:GLY:N	4:Z:75:ILE:CG2[1_556]	2.13	0.07

Continued on next page...

Continued from previous page...

Atom-1	Atom-2	Interatomic distance (Å)	Clash overlap (Å)
4:2:261:LEU:N	4:Z:266:PHE:C[1_556]	2.13	0.07
4:0:278:THR:CB	4:X:275:HIS:NE2[1_556]	2.13	0.07
4:2:218:TYR:OH	4:Z:231:ALA:CB[1_556]	2.13	0.07
4:2:136:ILE:C	4:Z:300:SER:N[1_556]	2.13	0.07
4:0:338:SER:OG	4:X:308:GLY:O[1_556]	2.13	0.07
4:2:73:HIS:CB	4:Z:158:GLY:CA[1_556]	2.13	0.07
4:2:278:THR:CA	4:Z:276:GLU:OE2[1_556]	2.13	0.07
4:2:130:PRO:CA	4:Z:25:ASP:OD2[1_556]	2.13	0.07
4:0:292:ASP:CA	4:X:321:ALA:N[1_556]	2.13	0.07
4:3:39:ARG:CA	4:Y:166:TYR:CZ[1_556]	2.13	0.07
4:2:230:ALA:C	4:Y:367:PRO:C[1_556]	2.13	0.07
4:1:76:ILE:CD1	4:Y:18:LYS:NZ[1_556]	2.13	0.07
4:0:138:ALA:CB	4:X:299:MET:SD[1_556]	2.13	0.07
4:0:185:LEU:N	4:X:188:TYR:O[1_556]	2.13	0.07
4:2:234:SER:CA	4:Y:367:PRO:CD[1_556]	2.13	0.07
4:1:81:ASP:OD1	4:Y:56:ASP:N[1_556]	2.13	0.07
4:1:331:ALA:C	4:Y:222:ASP:N[1_556]	2.13	0.07
4:2:292:ASP:CA	4:Z:321:ALA:N[1_556]	2.13	0.07
4:0:124:PHE:CG	4:X:23:GLY:C[1_556]	2.13	0.07
4:0:304:THR:CA	4:X:259:GLU:CB[1_556]	2.13	0.07
4:2:134:VAL:CB	4:Z:338:SER:OG[1_556]	2.13	0.07
4:0:122:ILE:CB	4:X:19:ALA:C[1_556]	2.13	0.07
4:2:297:ASN:C	4:Z:316:GLU:N[1_556]	2.13	0.07
4:1:173:HIS:O	4:Y:176:MET:CG[1_556]	2.13	0.07
4:1:309:ILE:CD1	4:Y:259:GLU:CB[1_556]	2.13	0.07
4:0:310:ALA:CB	4:X:224:GLU:CB[1_556]	2.13	0.07
4:1:11:ASP:OD1	4:Y:305:MET:SD[1_556]	2.13	0.07
4:2:186:THR:OG1	4:Z:190:MET:N[1_556]	2.13	0.07
4:2:161:HIS:O	4:Z:274:ILE:CG1[1_556]	2.13	0.07
4:0:110:LEU:CB	4:X:161:HIS:CA[1_556]	2.13	0.07
4:2:371:HIS:C	4:Z:140:LEU:CA[1_556]	2.13	0.07
4:0:297:ASN:C	4:X:316:GLU:CA[1_556]	2.13	0.07
4:1:125:GLU:N	4:Y:24:ASP:CB[1_556]	2.13	0.07
4:2:178:LEU:CG	4:Z:180:LEU:CD2[1_556]	2.13	0.07
4:0:169:TYR:OH	4:X:165:ILE:N[1_556]	2.13	0.07
4:0:140:LEU:CD1	4:X:332:PRO:O[1_556]	2.13	0.07
4:0:60:SER:CA	4:X:243:PRO:CA[1_556]	2.13	0.07
4:2:165:ILE:N	4:Z:278:THR:CG2[1_556]	2.13	0.07
4:0:370:VAL:CB	4:X:341:ILE:O[1_556]	2.13	0.07
4:0:137:GLN:N	4:X:299:MET:C[1_556]	2.13	0.07
4:1:306:TYR:CA	4:Y:255:PHE:CE1[1_556]	2.13	0.07

Continued on next page...

Continued from previous page...

Atom-1	Atom-2	Interatomic distance (Å)	Clash overlap (Å)
4:1:369:ILE:CA	4:Y:346:LEU:CB[1_556]	2.13	0.07
4:2:78:ASN:CA	4:Z:33:SER:N[1_556]	2.13	0.07
4:0:110:LEU:CA	4:X:161:HIS:CB[1_556]	2.13	0.07
4:2:335:ARG:CG	4:Z:220:ALA:CB[1_556]	2.13	0.07
4:1:175:ILE:O	4:Y:277:THR:CG2[1_556]	2.13	0.07
4:1:252:ASN:OD1	4:X:117:GLU:N[1_556]	2.13	0.07
4:0:210:ARG:NH2	4:X:212:ILE:CD1[1_556]	2.13	0.07
4:3:253:GLU:CG	4:Z:113:LYS:N[1_556]	2.13	0.07
4:1:195:GLU:OE1	4:X:110:LEU:C[1_556]	2.13	0.07
4:2:205:GLU:O	4:Z:198:TYR:CA[1_556]	2.13	0.07
4:0:116:ARG:NH1	4:X:140:LEU:O[1_556]	2.13	0.07
4:0:306:TYR:CE2	4:X:256:ARG:C[1_556]	2.13	0.07
4:0:181:ALA:O	4:X:188:TYR:CD2[1_556]	2.13	0.07
4:0:134:VAL:O	4:X:338:SER:OG[1_556]	2.13	0.07
4:1:82:MET:SD	4:Y:16:LEU:CG[1_556]	2.14	0.06
4:2:9:VAL:CG1	4:Z:333:PRO:CA[1_556]	2.14	0.06
4:2:61:LYS:CA	4:X:291:LYS:CD[1_556]	2.14	0.06
4:1:298:VAL:CA	4:Y:312:ARG:CA[1_556]	2.14	0.06
4:1:81:ASP:C	4:Y:30:VAL:O[1_556]	2.14	0.06
4:2:30:VAL:C	4:Z:215:LYS:CD[1_556]	2.14	0.06
4:0:16:LEU:O	4:X:214:GLU:CG[1_556]	2.14	0.06
4:0:62:ARG:NH2	4:X:205:GLU:C[1_556]	2.14	0.06
4:2:176:MET:N	4:Z:277:THR:CB[1_556]	2.14	0.06
4:2:133:TYR:OH	4:Z:145:SER:OG[1_556]	2.14	0.06
4:1:278:THR:N	4:Y:276:GLU:OE2[1_556]	2.14	0.06
4:0:104:LEU:CB	4:X:333:PRO:CG[1_556]	2.14	0.06
4:0:160:THR:OG1	4:X:261:LEU:N[1_556]	2.14	0.06
4:0:297:ASN:CA	4:X:316:GLU:CG[1_556]	2.14	0.06
4:0:166:TYR:CG	4:X:294:TYR:CA[1_556]	2.14	0.06
4:1:264:PRO:CB	4:Y:268:GLY:N[1_556]	2.14	0.06
4:1:33:SER:C	4:Y:210:ARG:NE[1_556]	2.14	0.06
4:0:183:ARG:CA	4:X:187:ASP:N[1_556]	2.14	0.06
4:1:216:LEU:N	4:Y:252:ASN:OD1[1_556]	2.14	0.06
4:0:291:LYS:CG	4:X:322:PRO:CA[1_556]	2.14	0.06
4:0:292:ASP:C	4:X:317:ILE:O[1_556]	2.14	0.06
4:2:37:ARG:NH1	4:Z:56:ASP:O[1_556]	2.14	0.06
4:2:120:THR:N	4:Z:340:TRP:C[1_556]	2.14	0.06
4:2:134:VAL:O	4:Z:338:SER:OG[1_556]	2.14	0.06
4:2:196:ARG:NH1	4:Y:116:ARG:N[1_556]	2.14	0.06
4:1:39:ARG:CA	4:W:166:TYR:CZ[1_556]	2.14	0.06
4:1:129:VAL:C	4:Y:25:ASP:CG[1_556]	2.14	0.06

Continued on next page...

Continued from previous page...

Atom-1	Atom-2	Interatomic distance (Å)	Clash overlap (Å)
4:0:118:LYS:CB	4:X:11:ASP:CB[1_556]	2.14	0.06
4:1:267:ILE:CA	4:X:173:HIS:CG[1_556]	2.14	0.06
4:2:185:LEU:N	4:Z:188:TYR:C[1_556]	2.14	0.06
4:0:185:LEU:CD1	4:X:188:TYR:CZ[1_556]	2.14	0.06
4:0:166:TYR:OH	4:X:325:MET:CG[1_556]	2.14	0.06
4:0:363:ASP:C	4:X:348:SER:O[1_556]	2.14	0.06
4:2:183:ARG:CA	4:Z:189:LEU:N[1_556]	2.14	0.06
4:2:309:ILE:CD1	4:Z:259:GLU:CB[1_556]	2.14	0.06
4:0:232:SER:CA	4:W:369:ILE:CB[1_556]	2.14	0.06
4:0:116:ARG:CG	4:X:339:VAL:C[1_556]	2.14	0.06
4:0:371:HIS:O	4:X:140:LEU:C[1_556]	2.14	0.06
4:1:113:LYS:CB	4:Y:135:ALA:O[1_556]	2.14	0.06
4:0:195:GLU:CD	4:W:109:PRO:CA[1_556]	2.14	0.06
4:1:140:LEU:CD1	4:Y:332:PRO:O[1_556]	2.14	0.06
4:1:194:THR:O	4:X:75:ILE:CB[1_556]	2.14	0.06
4:0:60:SER:O	4:X:243:PRO:CB[1_556]	2.14	0.06
4:2:173:HIS:O	4:Z:176:MET:CG[1_556]	2.14	0.06
4:2:76:ILE:O	4:Z:13:GLY:N[1_556]	2.14	0.06
4:1:170:ALA:O	4:Y:151:ILE:CG2[1_556]	2.14	0.06
4:1:186:THR:N	4:Y:191:LYS:N[1_556]	2.14	0.06
4:1:82:MET:CA	4:Y:30:VAL:C[1_556]	2.14	0.06
4:1:168:GLY:CA	4:Y:328:LYS:O[1_556]	2.14	0.06
4:0:66:THR:OG1	4:X:60:SER:CA[1_556]	2.14	0.06
4:2:365:ALA:O	4:Z:352:PHE:CB[1_556]	2.14	0.06
4:2:196:ARG:O	4:Y:115:ASN:ND2[1_556]	2.14	0.06
4:1:40:HIS:CG	4:W:166:TYR:CB[1_556]	2.14	0.06
4:2:278:THR:N	4:Z:276:GLU:OE2[1_556]	2.14	0.06
4:0:116:ARG:N	4:X:339:VAL:CB[1_556]	2.14	0.06
4:1:66:THR:C	4:Y:62:ARG:NH1[1_556]	2.14	0.06
4:0:140:LEU:CD1	4:X:335:ARG:NH1[1_556]	2.14	0.06
4:4:61:LYS:O	4:Z:291:LYS:CE[1_556]	2.14	0.06
4:0:9:VAL:CG1	4:X:333:PRO:CA[1_556]	2.14	0.06
4:2:337:TYR:O	4:Z:307:PRO:CB[1_556]	2.14	0.06
4:0:139:VAL:CB	4:X:297:ASN:O[1_556]	2.14	0.06
4:2:121:GLN:CG	4:Z:9:VAL:CA[1_556]	2.14	0.06
4:0:136:ILE:C	4:X:300:SER:N[1_556]	2.14	0.06
4:1:124:PHE:C	4:Y:24:ASP:N[1_556]	2.14	0.06
4:1:282:ILE:CA	4:Y:279:TYR:CD2[1_556]	2.14	0.06
4:0:17:VAL:N	4:X:214:GLU:CB[1_556]	2.14	0.06
4:1:302:GLY:N	4:Y:218:TYR:O[1_556]	2.14	0.06
4:1:303:THR:C	4:Y:256:ARG:C[1_556]	2.14	0.06

Continued on next page...

Continued from previous page...

Atom-1	Atom-2	Interatomic distance (Å)	Clash overlap (Å)
4:0:337:TYR:O	4:X:307:PRO:CA[1_556]	2.14	0.06
4:2:232:SER:CA	4:Y:369:ILE:CB[1_556]	2.14	0.06
4:3:269:MET:N	4:Z:173:HIS:CD2[1_556]	2.14	0.06
4:2:331:ALA:CB	4:Z:223:PHE:N[1_556]	2.14	0.06
4:0:173:HIS:O	4:X:176:MET:CG[1_556]	2.14	0.06
4:0:304:THR:CB	4:X:223:PHE:CD2[1_556]	2.14	0.06
4:2:110:LEU:CD2	4:Z:161:HIS:CB[1_556]	2.14	0.06
4:2:139:VAL:CB	4:Z:297:ASN:O[1_556]	2.14	0.06
4:0:206:ARG:NE	4:X:200:PHE:CG[1_556]	2.14	0.06
4:1:336:LYS:CA	4:Y:218:TYR:C[1_556]	2.14	0.06
4:2:337:TYR:CA	4:Z:307:PRO:N[1_556]	2.14	0.06
4:1:184:ASP:CA	4:Y:188:TYR:CA[1_556]	2.14	0.06
4:1:151:ILE:CB	4:Y:317:ILE:CG2[1_556]	2.14	0.06
4:1:147:ARG:CA	4:Y:314:GLN:OE1[1_556]	2.14	0.06
4:2:185:LEU:CD1	4:Z:188:TYR:CZ[1_556]	2.14	0.06
4:1:278:THR:C	4:Y:276:GLU:OE1[1_556]	2.14	0.06
4:2:309:ILE:CB	4:Z:259:GLU:OE1[1_556]	2.14	0.06
4:1:232:SER:O	4:X:362:TYR:CE1[1_556]	2.14	0.06
4:2:16:LEU:O	4:Z:214:GLU:CG[1_556]	2.14	0.06
4:2:214:GLU:N	4:Z:253:GLU:CB[1_556]	2.14	0.06
4:0:162:ASN:CB	4:X:275:HIS:N[1_556]	2.14	0.06
4:1:134:VAL:CA	4:Y:338:SER:CA[1_556]	2.14	0.06
4:0:115:ASN:N	4:X:11:ASP:OD1[1_556]	2.14	0.06
4:0:150:GLY:CA	4:X:317:ILE:CA[1_556]	2.14	0.06
4:0:214:GLU:CA	4:X:253:GLU:N[1_556]	2.14	0.06
4:1:133:TYR:CB	4:Y:334:GLU:OE1[1_556]	2.14	0.06
4:2:124:PHE:O	4:Z:24:ASP:CA[1_556]	2.14	0.06
4:0:78:ASN:OD1	4:X:31:PHE:CD2[1_556]	2.14	0.06
4:1:155:SER:OG	4:Y:260:THR:CA[1_556]	2.14	0.06
4:2:281:SER:CA	4:Z:276:GLU:C[1_556]	2.14	0.06
4:3:195:GLU:OE1	4:Z:110:LEU:C[1_556]	2.14	0.06
4:1:15:GLY:O	4:Y:210:ARG:C[1_556]	2.14	0.06
4:0:196:ARG:O	4:W:115:ASN:ND2[1_556]	2.14	0.06
4:0:34:ILE:CD1	4:X:207:GLU:O[1_556]	2.14	0.06
4:1:15:GLY:CA	4:Y:213:LYS:CE[1_556]	2.14	0.06
4:2:232:SER:O	4:Y:362:TYR:CE1[1_556]	2.14	0.06
4:0:151:ILE:CG1	4:X:275:HIS:CB[1_556]	2.14	0.06
4:1:133:TYR:CZ	4:Y:145:SER:CB[1_556]	2.14	0.06
4:0:337:TYR:CA	4:X:307:PRO:N[1_556]	2.14	0.06
4:1:171:LEU:C	4:Y:151:ILE:CG1[1_556]	2.14	0.06
4:0:129:VAL:C	4:X:25:ASP:CG[1_556]	2.14	0.06

Continued on next page...

Continued from previous page...

Atom-1	Atom-2	Interatomic distance (Å)	Clash overlap (Å)
4:3:268:GLY:N	4:Z:173:HIS:CG[1_556]	2.14	0.06
4:1:293:LEU:CA	4:Y:320:LEU:N[1_556]	2.14	0.06
4:2:160:THR:OG1	4:Z:261:LEU:N[1_556]	2.14	0.06
4:1:272:ALA:C	4:Y:270:GLU:N[1_556]	2.14	0.06
4:2:162:ASN:CB	4:Z:275:HIS:N[1_556]	2.14	0.06
4:1:296:ASN:CB	4:Y:318:THR:CB[1_556]	2.14	0.06
4:3:232:SER:O	4:Z:362:TYR:CE1[1_556]	2.14	0.06
4:1:309:ILE:CG2	4:Y:223:PHE:C[1_556]	2.14	0.06
4:3:252:ASN:CB	4:Z:113:LYS:CB[1_556]	2.14	0.06
4:2:269:MET:N	4:Y:173:HIS:CD2[1_556]	2.14	0.06
4:2:206:ARG:NE	4:Z:200:PHE:CG[1_556]	2.14	0.06
4:2:33:SER:N	4:Z:210:ARG:NH2[1_556]	2.14	0.06
4:2:105:LEU:CD2	4:Z:337:TYR:CD2[1_556]	2.14	0.06
4:2:63:GLY:CA	4:X:287:ILE:O[1_556]	2.14	0.06
4:2:140:LEU:CD1	4:Z:335:ARG:NH1[1_556]	2.14	0.06
4:2:305:MET:N	4:Z:255:PHE:CD1[1_556]	2.14	0.06
4:2:338:SER:OG	4:Z:308:GLY:O[1_556]	2.14	0.06
4:0:169:TYR:CD2	4:X:293:LEU:CB[1_556]	2.14	0.06
4:1:140:LEU:CA	4:Y:331:ALA:CA[1_556]	2.14	0.06
4:1:105:LEU:N	4:Y:334:GLU:O[1_556]	2.14	0.06
4:0:213:LYS:O	4:X:253:GLU:CD[1_556]	2.14	0.06
4:2:266:PHE:CA	4:Y:173:HIS:ND1[1_556]	2.14	0.06
4:1:274:ILE:CA	4:Y:263:GLN:CA[1_556]	2.14	0.06
4:0:61:LYS:CA	4:V:291:LYS:CD[1_556]	2.14	0.06
4:2:371:HIS:O	4:Z:140:LEU:C[1_556]	2.14	0.06
4:2:277:THR:CG2	4:Z:273:GLY:CA[1_556]	2.14	0.06
4:0:364:GLU:C	4:X:348:SER:C[1_556]	2.14	0.06
4:0:336:LYS:CE	4:X:254:ARG:CZ[1_556]	2.15	0.05
4:1:262:PHE:N	4:Y:265:SER:C[1_556]	2.15	0.05
4:2:304:THR:CA	4:Z:259:GLU:CB[1_556]	2.15	0.05
4:2:368:SER:C	4:Z:346:LEU:CA[1_556]	2.15	0.05
4:1:336:LYS:CE	4:Y:254:ARG:CZ[1_556]	2.15	0.05
4:0:184:ASP:O	4:X:191:LYS:CG[1_556]	2.15	0.05
4:2:195:GLU:CD	4:Y:109:PRO:CA[1_556]	2.15	0.05
4:2:73:HIS:O	4:Z:156:GLY:C[1_556]	2.15	0.05
4:1:296:ASN:CB	4:Y:318:THR:CA[1_556]	2.15	0.05
4:0:161:HIS:CE1	4:X:160:THR:CB[1_556]	2.15	0.05
4:0:232:SER:O	4:W:362:TYR:CE1[1_556]	2.15	0.05
4:1:112:PRO:CG	4:Y:137:GLN:OE1[1_556]	2.15	0.05
4:0:118:LYS:CG	4:X:10:CYS:CA[1_556]	2.15	0.05
4:1:237:GLU:OE2	4:X:114:ALA:C[1_556]	2.15	0.05

Continued on next page...

Continued from previous page...

Atom-1	Atom-2	Interatomic distance (Å)	Clash overlap (Å)
4:0:73:HIS:CB	4:X:158:GLY:CA[1_556]	2.15	0.05
4:0:365:ALA:O	4:X:352:PHE:CB[1_556]	2.15	0.05
4:1:168:GLY:O	4:Y:297:ASN:CA[1_556]	2.15	0.05
4:2:197:GLY:C	4:Y:76:ILE:N[1_556]	2.15	0.05
4:1:209:VAL:CA	4:Y:193:LEU:C[1_556]	2.15	0.05
4:2:60:SER:CA	4:Z:243:PRO:CA[1_556]	2.15	0.05
4:2:151:ILE:CG1	4:Z:275:HIS:CB[1_556]	2.15	0.05
4:3:61:LYS:CB	4:Y:291:LYS:CD[1_556]	2.15	0.05
4:3:267:ILE:CA	4:Z:173:HIS:O[1_556]	2.15	0.05
4:1:40:HIS:CD2	4:W:167:GLU:N[1_556]	2.15	0.05
4:0:297:ASN:C	4:X:316:GLU:N[1_556]	2.15	0.05
4:2:277:THR:CA	4:Z:272:ALA:CB[1_556]	2.15	0.05
4:1:126:THR:N	4:Y:28:ARG:NE[1_556]	2.15	0.05
4:2:120:THR:C	4:Z:340:TRP:CD2[1_556]	2.15	0.05
4:0:103:THR:O	4:X:334:GLU:CG[1_556]	2.15	0.05
4:0:77:THR:N	4:X:15:GLY:N[1_556]	2.15	0.05
4:1:304:THR:C	4:Y:255:PHE:O[1_556]	2.15	0.05
4:1:306:TYR:CE2	4:Y:256:ARG:C[1_556]	2.15	0.05
4:2:185:LEU:CD1	4:Z:188:TYR:CG[1_556]	2.15	0.05
4:0:110:LEU:CD2	4:X:161:HIS:CB[1_556]	2.15	0.05
4:0:177:ARG:CZ	4:X:158:GLY:O[1_556]	2.15	0.05
4:0:261:LEU:N	4:X:266:PHE:C[1_556]	2.15	0.05
4:2:214:GLU:CA	4:Z:253:GLU:N[1_556]	2.15	0.05
4:0:292:ASP:CG	4:X:322:PRO:O[1_556]	2.15	0.05
4:1:135:ALA:CB	4:Y:332:PRO:N[1_556]	2.15	0.05
4:0:186:THR:OG1	4:X:190:MET:N[1_556]	2.15	0.05
4:2:253:GLU:CG	4:Y:112:PRO:C[1_556]	2.15	0.05
4:2:60:SER:O	4:Z:243:PRO:CB[1_556]	2.15	0.05
4:2:62:ARG:CD	4:Z:204:ALA:N[1_556]	2.15	0.05
4:2:66:THR:C	4:Z:62:ARG:NH1[1_556]	2.15	0.05
4:0:261:LEU:CB	4:X:266:PHE:CA[1_556]	2.15	0.05
4:0:227:MET:CB	4:W:372:ARG:CA[1_556]	2.15	0.05
4:0:214:GLU:N	4:X:253:GLU:CB[1_556]	2.15	0.05
4:2:261:LEU:CB	4:Z:266:PHE:CA[1_556]	2.15	0.05
4:3:194:THR:CA	4:Z:75:ILE:CG1[1_556]	2.15	0.05
4:1:287:ILE:N	4:Y:283:MET:CG[1_556]	2.15	0.05
4:0:15:GLY:CA	4:X:213:LYS:CE[1_556]	2.15	0.05
4:0:178:LEU:CD1	4:X:269:MET:CG[1_556]	2.15	0.05
4:1:61:LYS:CB	4:W:291:LYS:CD[1_556]	2.15	0.05
4:0:233:SER:O	4:W:367:PRO:CG[1_556]	2.15	0.05
4:2:177:ARG:CZ	4:Z:158:GLY:O[1_556]	2.15	0.05

Continued on next page...

Continued from previous page...

Atom-1	Atom-2	Interatomic distance (Å)	Clash overlap (Å)
4:2:181:ALA:O	4:Z:188:TYR:CD2[1_556]	2.15	0.05
4:1:126:THR:CA	4:Y:28:ARG:CB[1_556]	2.15	0.05
4:2:163:VAL:CB	4:Z:153:LEU:CD1[1_556]	2.15	0.05
4:0:281:SER:CA	4:X:276:GLU:C[1_556]	2.15	0.05
4:2:161:HIS:CE1	4:Z:160:THR:CB[1_556]	2.15	0.05
4:2:363:ASP:C	4:Z:348:SER:O[1_556]	2.15	0.05
4:0:267:ILE:CA	4:W:173:HIS:CG[1_556]	2.15	0.05
4:1:11:ASP:CG	4:Y:305:MET:CE[1_556]	2.15	0.05
4:0:364:GLU:C	4:X:349:LEU:CA[1_556]	2.15	0.05
4:2:61:LYS:O	4:X:291:LYS:CE[1_556]	2.15	0.05
4:1:289:ILE:C	4:Y:322:PRO:CD[1_556]	2.15	0.05
4:1:153:LEU:CD2	4:Y:262:PHE:CD2[1_556]	2.15	0.05
4:2:115:ASN:N	4:Z:11:ASP:OD1[1_556]	2.15	0.05
4:1:197:GLY:C	4:X:76:ILE:N[1_556]	2.15	0.05
4:1:103:THR:O	4:Y:334:GLU:CG[1_556]	2.15	0.05
4:2:166:TYR:OH	4:Z:325:MET:CG[1_556]	2.15	0.05
4:0:155:SER:OG	4:X:260:THR:N[1_556]	2.15	0.05
4:0:32:PRO:CA	4:X:211:ASP:CG[1_556]	2.15	0.05
4:1:125:GLU:CA	4:Y:21:PHE:CB[1_556]	2.15	0.05
4:1:179:ASP:CB	4:Y:179:ASP:O[1_556]	2.15	0.05
4:2:104:LEU:CB	4:Z:333:PRO:CG[1_556]	2.15	0.05
4:0:306:TYR:CE1	4:X:256:ARG:NE[1_556]	2.15	0.05
4:1:299:MET:CE	4:Y:312:ARG:CZ[1_556]	2.15	0.05
4:2:159:VAL:CA	4:Z:181:ALA:CA[1_556]	2.15	0.05
4:1:120:THR:N	4:Y:340:TRP:C[1_556]	2.15	0.05
4:0:230:ALA:C	4:W:368:SER:C[1_556]	2.15	0.05
4:2:188:TYR:CB	4:Z:191:LYS:CD[1_556]	2.15	0.05
4:2:178:LEU:CD1	4:Z:269:MET:CG[1_556]	2.15	0.05
4:2:110:LEU:CA	4:Z:161:HIS:CB[1_556]	2.15	0.05
4:2:310:ALA:CB	4:Z:224:GLU:CB[1_556]	2.15	0.05
4:1:154:ASP:O	4:Y:261:LEU:CD2[1_556]	2.15	0.05
4:0:369:ILE:CG2	4:X:345:ILE:CB[1_556]	2.15	0.05
4:4:39:ARG:CB	4:Z:166:TYR:CZ[1_556]	2.15	0.05
4:1:139:VAL:CB	4:Y:297:ASN:O[1_556]	2.15	0.05
4:0:76:ILE:O	4:X:13:GLY:N[1_556]	2.15	0.05
4:2:207:GLU:C	4:Z:200:PHE:CE1[1_556]	2.15	0.05
4:2:168:GLY:N	4:Z:295:ALA:O[1_556]	2.15	0.05
4:1:120:THR:OG1	4:Y:341:ILE:C[1_556]	2.15	0.05
4:0:274:ILE:CD1	4:X:264:PRO:CA[1_556]	2.15	0.05
4:1:272:ALA:C	4:Y:269:MET:C[1_556]	2.15	0.05
4:1:166:TYR:CG	4:Y:294:TYR:CA[1_556]	2.15	0.05

Continued on next page...

Continued from previous page...

Atom-1	Atom-2	Interatomic distance (Å)	Clash overlap (Å)
4:0:185:LEU:N	4:X:188:TYR:C[1_556]	2.15	0.05
4:0:15:GLY:O	4:X:210:ARG:C[1_556]	2.15	0.05
4:0:206:ARG:C	4:X:199:SER:CA[1_556]	2.15	0.05
4:0:178:LEU:CG	4:X:180:LEU:CD2[1_556]	2.15	0.05
4:2:209:VAL:CG2	4:Z:194:THR:N[1_556]	2.15	0.05
4:0:161:HIS:O	4:X:274:ILE:CG1[1_556]	2.15	0.05
4:2:112:PRO:CG	4:Z:137:GLN:NE2[1_556]	2.15	0.05
4:1:285:CYS:CA	4:Y:283:MET:CA[1_556]	2.15	0.05
4:2:292:ASP:CG	4:Z:322:PRO:O[1_556]	2.15	0.05
4:2:145:SER:CB	4:Z:311:ASP:CA[1_556]	2.15	0.05
4:2:272:ALA:C	4:Z:270:GLU:C[1_556]	2.15	0.05
4:0:277:THR:CG2	4:X:273:GLY:CA[1_556]	2.15	0.05
4:1:138:ALA:CA	4:Y:299:MET:CG[1_556]	2.15	0.05
4:1:335:ARG:CG	4:Y:220:ALA:CB[1_556]	2.15	0.05
4:1:142:LEU:CD1	4:Y:313:MET:O[1_556]	2.15	0.05
4:1:253:GLU:CG	4:X:113:LYS:N[1_556]	2.15	0.05
4:1:268:GLY:N	4:X:173:HIS:CG[1_556]	2.15	0.05
4:1:37:ARG:NH2	4:Y:56:ASP:CB[1_556]	2.15	0.05
4:1:285:CYS:SG	4:Y:280:ASN:N[1_556]	2.15	0.05
4:2:274:ILE:CD1	4:Z:264:PRO:CA[1_556]	2.15	0.05
4:0:62:ARG:CD	4:X:204:ALA:N[1_556]	2.15	0.05
4:0:309:ILE:CB	4:X:259:GLU:OE1[1_556]	2.15	0.05
4:0:196:ARG:CG	4:W:115:ASN:ND2[1_556]	2.15	0.05
4:2:232:SER:O	4:Y:366:GLY:O[1_556]	2.15	0.05
4:1:206:ARG:CB	4:Y:201:VAL:N[1_556]	2.15	0.05
4:1:187:ASP:C	4:Y:191:LYS:CB[1_556]	2.15	0.05
4:1:109:PRO:CB	4:Y:154:ASP:O[1_556]	2.15	0.05
4:2:196:ARG:CG	4:Y:115:ASN:ND2[1_556]	2.15	0.05
4:2:79:TRP:CD1	4:Z:17:VAL:CG2[1_556]	2.15	0.05
4:3:254:ARG:CB	4:Z:113:LYS:NZ[1_556]	2.15	0.05
4:0:79:TRP:CD1	4:X:17:VAL:CG2[1_556]	2.15	0.05
4:1:32:PRO:N	4:Y:211:ASP:OD1[1_556]	2.15	0.05
4:2:337:TYR:O	4:Z:307:PRO:CA[1_556]	2.15	0.05
4:2:296:ASN:CB	4:Z:318:THR:CA[1_556]	2.15	0.05
4:2:73:HIS:CG	4:Z:157:ASP:O[1_556]	2.15	0.05
4:1:337:TYR:CD1	4:Y:307:PRO:CG[1_556]	2.16	0.04
4:2:116:ARG:N	4:Z:339:VAL:CB[1_556]	2.16	0.04
4:2:336:LYS:CE	4:Z:254:ARG:CZ[1_556]	2.16	0.04
4:1:237:GLU:OE1	4:X:114:ALA:O[1_556]	2.16	0.04
4:2:32:PRO:CA	4:Z:211:ASP:CG[1_556]	2.16	0.04
4:0:105:LEU:CD2	4:X:337:TYR:CD2[1_556]	2.16	0.04

Continued on next page...

Continued from previous page...

Atom-1	Atom-2	Interatomic distance (Å)	Clash overlap (Å)
4:0:33:SER:N	4:X:210:ARG:NH2[1_556]	2.16	0.04
4:0:64:ILE:CG2	4:V:289:ILE:O[1_556]	2.16	0.04
4:1:364:GLU:C	4:Y:348:SER:C[1_556]	2.16	0.04
4:2:177:ARG:NE	4:Z:159:VAL:CA[1_556]	2.16	0.04
4:1:72:GLU:CG	4:Y:183:ARG:NH2[1_556]	2.16	0.04
4:0:163:VAL:CB	4:X:153:LEU:CD1[1_556]	2.16	0.04
4:0:72:GLU:O	4:X:157:ASP:O[1_556]	2.16	0.04
4:1:254:ARG:CB	4:X:113:LYS:NZ[1_556]	2.16	0.04
4:1:31:PHE:CB	4:Y:215:LYS:CE[1_556]	2.16	0.04
4:0:306:TYR:CG	4:X:256:ARG:CD[1_556]	2.16	0.04
4:2:214:GLU:O	4:Z:252:ASN:C[1_556]	2.16	0.04
4:2:304:THR:CB	4:Z:223:PHE:CD2[1_556]	2.16	0.04
4:2:39:ARG:CB	4:X:166:TYR:CZ[1_556]	2.16	0.04
4:1:214:GLU:CA	4:Y:253:GLU:N[1_556]	2.16	0.04
4:1:232:SER:O	4:X:366:GLY:O[1_556]	2.16	0.04
4:0:126:THR:CB	4:X:28:ARG:CA[1_556]	2.16	0.04
4:0:266:PHE:CA	4:W:173:HIS:ND1[1_556]	2.16	0.04
4:1:252:ASN:O	4:X:113:LYS:NZ[1_556]	2.16	0.04
4:1:214:GLU:O	4:Y:252:ASN:C[1_556]	2.16	0.04
4:1:174:ALA:C	4:Y:277:THR:C[1_556]	2.16	0.04
4:1:362:TYR:CZ	4:Y:22:ALA:C[1_556]	2.16	0.04
4:0:80:ASP:C	4:X:31:PHE:CA[1_556]	2.16	0.04
4:3:231:ALA:N	4:Z:370:VAL:N[1_556]	2.16	0.04
4:2:122:ILE:N	4:Z:340:TRP:CH2[1_556]	2.16	0.04
4:1:78:ASN:ND2	4:Y:32:PRO:C[1_556]	2.16	0.04
4:0:357:ILE:CG2	4:X:345:ILE:CB[1_556]	2.16	0.04
4:1:116:ARG:CB	4:Y:339:VAL:C[1_556]	2.16	0.04
4:2:109:PRO:CD	4:Z:155:SER:N[1_556]	2.16	0.04
4:1:78:ASN:CA	4:Y:32:PRO:C[1_556]	2.16	0.04
4:1:296:ASN:ND2	4:Y:319:ALA:N[1_556]	2.16	0.04
4:1:336:LYS:CD	4:Y:218:TYR:CG[1_556]	2.16	0.04
4:1:197:GLY:C	4:X:75:ILE:CG2[1_556]	2.16	0.04
4:1:310:ALA:CB	4:Y:224:GLU:CB[1_556]	2.16	0.04
4:2:150:GLY:CA	4:Z:317:ILE:CA[1_556]	2.16	0.04
4:2:110:LEU:CB	4:Z:161:HIS:CA[1_556]	2.16	0.04
4:2:364:GLU:C	4:Z:348:SER:C[1_556]	2.16	0.04
4:3:229:THR:C	4:Z:369:ILE:N[1_556]	2.16	0.04
4:2:175:ILE:O	4:Z:176:MET:CB[1_556]	2.16	0.04
4:0:122:ILE:N	4:X:340:TRP:CH2[1_556]	2.16	0.04
4:1:157:ASP:O	4:Y:185:LEU:N[1_556]	2.16	0.04
4:0:303:THR:OG1	4:X:257:CYS:N[1_556]	2.16	0.04

Continued on next page...

Continued from previous page...

Atom-1	Atom-2	Interatomic distance (Å)	Clash overlap (Å)
4:0:145:SER:CB	4:X:311:ASP:CA[1_556]	2.16	0.04
4:0:188:TYR:CB	4:X:191:LYS:CD[1_556]	2.16	0.04
4:0:336:LYS:CD	4:X:218:TYR:CG[1_556]	2.16	0.04
4:1:117:GLU:CD	4:Y:135:ALA:CB[1_556]	2.16	0.04
4:0:296:ASN:CB	4:X:318:THR:CA[1_556]	2.16	0.04
4:2:118:LYS:CB	4:Z:11:ASP:CB[1_556]	2.16	0.04
4:3:197:GLY:C	4:Z:75:ILE:CG2[1_556]	2.16	0.04
4:1:166:TYR:OH	4:Y:325:MET:CG[1_556]	2.16	0.04
4:0:272:ALA:C	4:X:270:GLU:C[1_556]	2.16	0.04
4:1:303:THR:CG2	4:Y:257:CYS:CA[1_556]	2.16	0.04
4:0:76:ILE:C	4:X:16:LEU:N[1_556]	2.16	0.04
4:1:134:VAL:CB	4:Y:338:SER:OG[1_556]	2.16	0.04
4:0:137:GLN:CA	4:X:304:THR:CB[1_556]	2.16	0.04
4:1:64:ILE:CG1	4:W:292:ASP:OD2[1_556]	2.16	0.04
4:1:297:ASN:C	4:Y:316:GLU:N[1_556]	2.16	0.04
4:2:161:HIS:CG	4:Z:160:THR:CG2[1_556]	2.16	0.04
4:2:189:LEU:CD1	4:Z:195:GLU:CA[1_556]	2.16	0.04
4:0:277:THR:CA	4:X:272:ALA:CB[1_556]	2.16	0.04
4:2:129:VAL:C	4:Z:25:ASP:CG[1_556]	2.16	0.04
4:2:213:LYS:NZ	4:Z:189:LEU:CA[1_556]	2.16	0.04
4:0:367:PRO:CG	4:X:9:VAL:CG2[1_556]	2.16	0.04
4:1:134:VAL:CG2	4:Y:338:SER:N[1_556]	2.16	0.04
4:1:204:ALA:O	4:Y:246:GLN:OE1[1_556]	2.16	0.04
4:0:309:ILE:CD1	4:X:259:GLU:CB[1_556]	2.16	0.04
4:2:300:SER:CA	4:Z:219:VAL:CG2[1_556]	2.16	0.04
4:1:67:LEU:N	4:Y:62:ARG:CZ[1_556]	2.16	0.04
4:1:269:MET:N	4:X:173:HIS:CD2[1_556]	2.16	0.04
4:2:140:LEU:CA	4:Z:331:ALA:CA[1_556]	2.16	0.04
4:1:33:SER:CB	4:Y:214:GLU:CD[1_556]	2.16	0.04
4:2:290:ARG:CG	4:Z:279:TYR:CZ[1_556]	2.16	0.04
4:1:139:VAL:N	4:Y:299:MET:CG[1_556]	2.16	0.04
4:3:196:ARG:CG	4:Z:115:ASN:ND2[1_556]	2.16	0.04
4:2:357:ILE:CG2	4:Z:345:ILE:CB[1_556]	2.16	0.04
4:3:237:GLU:OE1	4:Z:114:ALA:O[1_556]	2.16	0.04
4:2:267:ILE:CA	4:Y:173:HIS:CG[1_556]	2.16	0.04
4:1:110:LEU:CB	4:Y:161:HIS:CA[1_556]	2.16	0.04
4:1:205:GLU:O	4:Y:198:TYR:CA[1_556]	2.16	0.04
4:0:227:MET:O	4:W:368:SER:O[1_556]	2.16	0.04
4:2:209:VAL:CA	4:Z:193:LEU:C[1_556]	2.16	0.04
4:0:121:GLN:CB	4:X:9:VAL:O[1_556]	2.16	0.04
4:1:189:LEU:CD1	4:Y:195:GLU:CA[1_556]	2.16	0.04

Continued on next page...

Continued from previous page...

Atom-1	Atom-2	Interatomic distance (Å)	Clash overlap (Å)
4:0:366:GLY:CA	4:X:347:ALA:N[1_556]	2.16	0.04
4:1:147:ARG:N	4:Y:314:GLN:CD[1_556]	2.16	0.04
4:0:233:SER:CA	4:W:366:GLY:C[1_556]	2.16	0.04
4:2:111:ASN:C	4:Z:137:GLN:CB[1_556]	2.16	0.04
4:2:184:ASP:O	4:Z:191:LYS:CG[1_556]	2.16	0.04
4:2:17:VAL:N	4:Z:214:GLU:CB[1_556]	2.16	0.04
4:2:76:ILE:C	4:Z:16:LEU:N[1_556]	2.16	0.04
4:2:306:TYR:CG	4:Z:256:ARG:CD[1_556]	2.16	0.04
4:0:303:THR:N	4:X:257:CYS:C[1_556]	2.16	0.04
4:3:40:HIS:CD2	4:Y:167:GLU:N[1_556]	2.16	0.04
4:0:124:PHE:O	4:X:24:ASP:OD2[1_556]	2.16	0.04
4:0:185:LEU:CG	4:X:188:TYR:OH[1_556]	2.16	0.04
4:2:208:ILE:O	4:Z:198:TYR:CZ[1_556]	2.16	0.04
4:1:111:ASN:C	4:Y:137:GLN:CB[1_556]	2.16	0.04
4:1:297:ASN:CA	4:Y:316:GLU:OE1[1_556]	2.16	0.04
4:2:160:THR:C	4:Z:261:LEU:CD2[1_556]	2.16	0.04
4:0:123:MET:CA	4:X:27:PRO:N[1_556]	2.16	0.04
4:2:299:MET:CG	4:Z:312:ARG:CD[1_556]	2.16	0.04
4:2:289:ILE:CD1	4:Z:282:ILE:CG2[1_556]	2.16	0.04
4:0:126:THR:OG1	4:X:28:ARG:C[1_556]	2.16	0.04
4:1:37:ARG:NH2	4:Y:57:GLU:N[1_556]	2.16	0.04
4:2:15:GLY:CA	4:Z:213:LYS:CE[1_556]	2.16	0.04
4:2:166:TYR:CA	4:Z:294:TYR:O[1_556]	2.16	0.04
4:1:196:ARG:CG	4:X:115:ASN:ND2[1_556]	2.16	0.04
4:0:194:THR:CA	4:W:75:ILE:CG1[1_556]	2.16	0.04
4:2:287:ILE:N	4:Z:283:MET:CG[1_556]	2.16	0.04
4:2:34:ILE:CD1	4:Z:207:GLU:O[1_556]	2.16	0.04
4:0:73:HIS:O	4:X:156:GLY:C[1_556]	2.16	0.04
4:0:133:TYR:CB	4:X:334:GLU:OE1[1_556]	2.16	0.04
4:1:292:ASP:CG	4:Y:322:PRO:O[1_556]	2.16	0.04
4:1:140:LEU:CD1	4:Y:335:ARG:NH1[1_556]	2.16	0.04
4:3:197:GLY:O	4:Z:76:ILE:C[1_556]	2.16	0.04
4:1:139:VAL:CG2	4:Y:297:ASN:O[1_556]	2.16	0.04
4:0:368:SER:C	4:X:346:LEU:CA[1_556]	2.16	0.04
4:0:111:ASN:N	4:X:154:ASP:CB[1_556]	2.16	0.04
4:2:286:ASP:C	4:Z:283:MET:CE[1_556]	2.16	0.04
4:2:113:LYS:N	4:Z:136:ILE:C[1_556]	2.16	0.04
4:2:230:ALA:C	4:Y:368:SER:C[1_556]	2.16	0.04
4:0:286:ASP:C	4:X:283:MET:CE[1_556]	2.16	0.04
4:4:63:GLY:CA	4:Z:287:ILE:O[1_556]	2.16	0.04
4:2:112:PRO:N	4:Z:137:GLN:CB[1_556]	2.16	0.04

Continued on next page...

Continued from previous page...

Atom-1	Atom-2	Interatomic distance (Å)	Clash overlap (Å)
4:1:80:ASP:C	4:Y:31:PHE:CA[1_556]	2.16	0.04
4:2:117:GLU:CD	4:Z:104:LEU:CD2[1_556]	2.16	0.04
4:1:364:GLU:O	4:Y:350:SER:N[1_556]	2.16	0.04
4:1:304:THR:CA	4:Y:223:PHE:CE1[1_556]	2.16	0.04
4:2:303:THR:N	4:Z:257:CYS:C[1_556]	2.16	0.04
4:1:213:LYS:N	4:Y:196:ARG:CG[1_556]	2.16	0.04
4:2:285:CYS:CA	4:Z:283:MET:CA[1_556]	2.16	0.04
4:1:118:LYS:CB	4:Y:11:ASP:CB[1_556]	2.16	0.04
4:2:336:LYS:CD	4:Z:218:TYR:CG[1_556]	2.16	0.04
4:2:232:SER:CB	4:Y:369:ILE:CB[1_556]	2.16	0.04
4:0:253:GLU:CG	4:W:113:LYS:N[1_556]	2.16	0.04
4:0:230:ALA:C	4:W:368:SER:CA[1_556]	2.16	0.04
4:1:307:PRO:CD	4:Y:227:MET:SD[1_556]	2.16	0.04
4:2:169:TYR:CD2	4:Z:293:LEU:CB[1_556]	2.16	0.04
4:2:227:MET:CB	4:Y:372:ARG:CA[1_556]	2.16	0.04
4:2:206:ARG:C	4:Z:199:SER:CA[1_556]	2.16	0.04
4:0:167:GLU:CG	4:X:326:LYS:O[1_556]	2.16	0.04
4:2:368:SER:O	4:Z:346:LEU:CG[1_556]	2.16	0.04
4:2:121:GLN:CB	4:Z:9:VAL:N[1_556]	2.16	0.04
4:1:124:PHE:O	4:Y:24:ASP:CA[1_556]	2.17	0.03
4:2:306:TYR:CE1	4:Z:256:ARG:NE[1_556]	2.17	0.03
4:0:208:ILE:O	4:X:198:TYR:CZ[1_556]	2.17	0.03
4:2:185:LEU:N	4:Z:188:TYR:CB[1_556]	2.17	0.03
4:1:165:ILE:CD1	4:Y:297:ASN:CG[1_556]	2.17	0.03
4:0:232:SER:CB	4:W:369:ILE:CB[1_556]	2.17	0.03
4:1:183:ARG:N	4:Y:188:TYR:N[1_556]	2.17	0.03
4:0:232:SER:O	4:W:366:GLY:O[1_556]	2.17	0.03
4:2:115:ASN:OD1	4:Z:11:ASP:OD1[1_556]	2.17	0.03
4:0:155:SER:OG	4:X:260:THR:CA[1_556]	2.17	0.03
4:0:140:LEU:N	4:X:299:MET:CE[1_556]	2.17	0.03
4:2:285:CYS:O	4:Z:283:MET:CA[1_556]	2.17	0.03
4:2:124:PHE:O	4:Z:24:ASP:OD2[1_556]	2.17	0.03
4:0:175:ILE:O	4:X:176:MET:CB[1_556]	2.17	0.03
4:1:169:TYR:CD2	4:Y:293:LEU:CB[1_556]	2.17	0.03
4:0:302:GLY:N	4:X:258:PRO:CD[1_556]	2.17	0.03
4:2:138:ALA:CA	4:Z:299:MET:CG[1_556]	2.17	0.03
4:0:214:GLU:O	4:X:252:ASN:C[1_556]	2.17	0.03
4:2:82:MET:C	4:Z:30:VAL:C[1_556]	2.17	0.03
4:0:209:VAL:CA	4:X:193:LEU:C[1_556]	2.17	0.03
4:1:261:LEU:CA	4:Y:265:SER:C[1_556]	2.17	0.03
4:3:237:GLU:OE2	4:Z:114:ALA:C[1_556]	2.17	0.03

Continued on next page...

Continued from previous page...

Atom-1	Atom-2	Interatomic distance (Å)	Clash overlap (Å)
4:1:31:PHE:CA	4:Y:215:LYS:CE[1_556]	2.17	0.03
4:2:367:PRO:CG	4:Z:9:VAL:CG2[1_556]	2.17	0.03
4:0:78:ASN:N	4:X:16:LEU:CA[1_556]	2.17	0.03
4:2:369:ILE:CG2	4:Z:345:ILE:CB[1_556]	2.17	0.03
4:2:77:THR:N	4:Z:15:GLY:N[1_556]	2.17	0.03
4:0:300:SER:CA	4:X:219:VAL:CG2[1_556]	2.17	0.03
4:0:274:ILE:CD1	4:X:264:PRO:CD[1_556]	2.17	0.03
4:1:114:ALA:CB	4:Y:106:THR:OG1[1_556]	2.17	0.03
4:0:185:LEU:CD1	4:X:188:TYR:CG[1_556]	2.17	0.03
4:2:230:ALA:C	4:Y:368:SER:CA[1_556]	2.17	0.03
4:0:171:LEU:CB	4:X:282:ILE:CG1[1_556]	2.17	0.03
4:1:338:SER:N	4:Y:307:PRO:O[1_556]	2.17	0.03
4:0:167:GLU:OE1	4:X:326:LYS:CD[1_556]	2.17	0.03
4:2:15:GLY:O	4:Z:210:ARG:C[1_556]	2.17	0.03
4:2:137:GLN:CA	4:Z:304:THR:CB[1_556]	2.17	0.03
4:0:159:VAL:CG2	4:X:181:ALA:CA[1_556]	2.17	0.03
4:1:215:LYS:O	4:Y:252:ASN:ND2[1_556]	2.17	0.03
4:1:117:GLU:CD	4:Y:104:LEU:CD2[1_556]	2.17	0.03
4:0:39:ARG:CB	4:V:166:TYR:CZ[1_556]	2.17	0.03
4:2:155:SER:CA	4:Z:261:LEU:CG[1_556]	2.17	0.03
4:1:213:LYS:CA	4:Y:253:GLU:OE1[1_556]	2.17	0.03
4:0:134:VAL:CG2	4:X:338:SER:N[1_556]	2.17	0.03
4:1:293:LEU:CA	4:Y:320:LEU:CB[1_556]	2.17	0.03
4:2:362:TYR:CE2	4:Z:22:ALA:N[1_556]	2.17	0.03
4:4:64:ILE:CG1	4:Z:292:ASP:OD2[1_556]	2.17	0.03
4:0:116:ARG:CG	4:X:339:VAL:N[1_556]	2.17	0.03
4:0:61:LYS:O	4:V:291:LYS:CE[1_556]	2.17	0.03
4:1:303:THR:C	4:Y:259:GLU:N[1_556]	2.17	0.03
4:0:159:VAL:CA	4:X:181:ALA:CA[1_556]	2.17	0.03
4:2:103:THR:O	4:Z:334:GLU:CG[1_556]	2.17	0.03
4:3:232:SER:O	4:Z:366:GLY:O[1_556]	2.17	0.03
4:0:299:MET:CG	4:X:312:ARG:CD[1_556]	2.17	0.03
4:0:207:GLU:C	4:X:200:PHE:CE1[1_556]	2.17	0.03
4:2:167:GLU:OE1	4:Z:326:LYS:CD[1_556]	2.17	0.03
4:2:337:TYR:CD1	4:Z:307:PRO:CG[1_556]	2.17	0.03
4:0:362:TYR:CE2	4:X:22:ALA:N[1_556]	2.17	0.03
4:3:252:ASN:O	4:Z:113:LYS:NZ[1_556]	2.17	0.03
4:0:161:HIS:CG	4:X:160:THR:CG2[1_556]	2.17	0.03
4:1:161:HIS:O	4:Y:261:LEU:O[1_556]	2.17	0.03
4:0:183:ARG:CZ	4:X:186:THR:OG1[1_556]	2.17	0.03
4:0:168:GLY:N	4:X:295:ALA:O[1_556]	2.17	0.03

Continued on next page...

Continued from previous page...

Atom-1	Atom-2	Interatomic distance (Å)	Clash overlap (Å)
4:2:184:ASP:CA	4:Z:187:ASP:C[1_556]	2.17	0.03
4:0:209:VAL:CG2	4:X:194:THR:N[1_556]	2.17	0.03
4:0:160:THR:C	4:X:261:LEU:CD2[1_556]	2.17	0.03
4:0:368:SER:N	4:X:346:LEU:CB[1_556]	2.17	0.03
4:1:194:THR:CA	4:X:75:ILE:CG1[1_556]	2.17	0.03
4:0:287:ILE:N	4:X:283:MET:CG[1_556]	2.17	0.03
4:2:296:ASN:CG	4:Z:318:THR:CG2[1_556]	2.17	0.03
4:0:60:SER:N	4:X:243:PRO:CG[1_556]	2.17	0.03
4:2:82:MET:CA	4:Z:30:VAL:C[1_556]	2.17	0.03
4:1:62:ARG:CZ	4:Y:205:GLU:C[1_556]	2.17	0.03
4:1:132:MET:CB	4:Y:25:ASP:O[1_556]	2.17	0.03
4:0:337:TYR:CD1	4:X:307:PRO:CG[1_556]	2.17	0.03
4:1:16:LEU:CD1	4:Y:211:ASP:C[1_556]	2.17	0.03
4:1:176:MET:N	4:Y:277:THR:CB[1_556]	2.17	0.03
4:1:181:ALA:CB	4:Y:185:LEU:CA[1_556]	2.17	0.03
4:1:266:PHE:CG	4:X:172:PRO:CG[1_556]	2.17	0.03
4:0:230:ALA:O	4:W:368:SER:N[1_556]	2.17	0.03
4:0:113:LYS:N	4:X:136:ILE:C[1_556]	2.17	0.03
4:1:123:MET:O	4:Y:24:ASP:CB[1_556]	2.17	0.03
4:1:293:LEU:N	4:Y:321:ALA:CA[1_556]	2.17	0.03
4:1:112:PRO:CG	4:Y:137:GLN:NE2[1_556]	2.17	0.03
4:0:213:LYS:NZ	4:X:189:LEU:CA[1_556]	2.17	0.03
4:0:109:PRO:CD	4:X:155:SER:N[1_556]	2.17	0.03
4:2:364:GLU:C	4:Z:349:LEU:CA[1_556]	2.17	0.03
4:1:303:THR:OG1	4:Y:257:CYS:O[1_556]	2.17	0.03
4:0:166:TYR:CA	4:X:294:TYR:O[1_556]	2.17	0.03
4:1:261:LEU:CD1	4:Y:266:PHE:CZ[1_556]	2.17	0.03
4:1:207:GLU:O	4:Y:200:PHE:CE1[1_556]	2.17	0.03
4:1:371:HIS:O	4:Y:140:LEU:C[1_556]	2.17	0.03
4:1:82:MET:C	4:Y:30:VAL:O[1_556]	2.17	0.03
4:2:78:ASN:N	4:Z:16:LEU:CA[1_556]	2.17	0.03
4:2:164:PRO:CB	4:Z:278:THR:CG2[1_556]	2.17	0.03
4:1:78:ASN:ND2	4:Y:32:PRO:N[1_556]	2.17	0.03
4:1:125:GLU:OE1	4:Y:7:ALA:O[1_556]	2.17	0.03
4:0:179:ASP:CG	4:X:179:ASP:C[1_556]	2.17	0.03
4:1:231:ALA:N	4:X:370:VAL:N[1_556]	2.17	0.03
4:2:274:ILE:CD1	4:Z:264:PRO:CD[1_556]	2.17	0.03
4:0:285:CYS:CA	4:X:283:MET:CA[1_556]	2.17	0.03
4:2:155:SER:OG	4:Z:260:THR:N[1_556]	2.17	0.03
4:2:186:THR:N	4:Z:191:LYS:N[1_556]	2.17	0.03
4:2:121:GLN:CB	4:Z:9:VAL:O[1_556]	2.17	0.03

Continued on next page...

Continued from previous page...

Atom-1	Atom-2	Interatomic distance (Å)	Clash overlap (Å)
4:1:362:TYR:CZ	4:Y:22:ALA:N[1_556]	2.17	0.03
4:0:195:GLU:CG	4:W:108:ALA:C[1_556]	2.17	0.03
4:2:227:MET:O	4:Y:368:SER:O[1_556]	2.17	0.03
4:1:104:LEU:CG	4:Y:334:GLU:CD[1_556]	2.17	0.03
4:0:40:HIS:CG	4:V:166:TYR:CB[1_556]	2.17	0.03
4:1:151:ILE:CG1	4:Y:275:HIS:CB[1_556]	2.17	0.03
4:1:115:ASN:N	4:Y:11:ASP:OD1[1_556]	2.17	0.03
4:1:229:THR:C	4:X:369:ILE:N[1_556]	2.17	0.03
4:2:215:LYS:C	4:Z:252:ASN:CG[1_556]	2.17	0.03
4:0:290:ARG:CG	4:X:279:TYR:CZ[1_556]	2.17	0.03
4:2:274:ILE:N	4:Z:264:PRO:N[1_556]	2.17	0.03
4:0:215:LYS:CG	4:X:237:GLU:OE2[1_556]	2.17	0.03
4:0:157:ASP:OD2	4:X:186:THR:CA[1_556]	2.17	0.03
4:1:364:GLU:C	4:Y:349:LEU:CA[1_556]	2.17	0.03
4:2:159:VAL:CG2	4:Z:181:ALA:CA[1_556]	2.17	0.03
4:2:330:ILE:CG1	4:Z:315:LYS:CB[1_556]	2.17	0.03
4:0:73:HIS:CG	4:X:157:ASP:O[1_556]	2.17	0.03
4:2:181:ALA:CB	4:Z:185:LEU:CA[1_556]	2.17	0.03
4:0:118:LYS:C	4:X:340:TRP:CG[1_556]	2.17	0.03
4:3:64:ILE:CG2	4:Y:289:ILE:O[1_556]	2.17	0.03
4:1:163:VAL:CG1	4:Y:153:LEU:CB[1_556]	2.17	0.03
4:2:64:ILE:CG2	4:X:289:ILE:O[1_556]	2.17	0.03
4:1:179:ASP:CG	4:Y:179:ASP:C[1_556]	2.17	0.03
4:2:271:SER:O	4:Z:270:GLU:CA[1_556]	2.17	0.03
4:3:266:PHE:CG	4:Z:172:PRO:CG[1_556]	2.17	0.03
4:0:253:GLU:OE2	4:W:112:PRO:O[1_556]	2.18	0.02
4:0:122:ILE:CB	4:X:27:PRO:CB[1_556]	2.18	0.02
4:2:81:ASP:CA	4:Z:31:PHE:CB[1_556]	2.18	0.02
4:0:117:GLU:CG	4:X:140:LEU:CD1[1_556]	2.18	0.02
4:2:233:SER:CA	4:Y:366:GLY:C[1_556]	2.18	0.02
4:2:185:LEU:CG	4:Z:188:TYR:OH[1_556]	2.18	0.02
4:2:303:THR:OG1	4:Z:257:CYS:N[1_556]	2.18	0.02
4:3:230:ALA:C	4:Z:368:SER:C[1_556]	2.18	0.02
4:0:253:GLU:OE2	4:W:113:LYS:N[1_556]	2.18	0.02
4:2:183:ARG:CZ	4:Z:186:THR:OG1[1_556]	2.18	0.02
4:2:183:ARG:NE	4:Z:186:THR:OG1[1_556]	2.18	0.02
4:1:308:GLY:CA	4:Y:224:GLU:O[1_556]	2.18	0.02
4:2:73:HIS:C	4:Z:157:ASP:N[1_556]	2.18	0.02
4:2:156:GLY:CA	4:Z:306:TYR:CZ[1_556]	2.18	0.02
4:0:112:PRO:CG	4:X:137:GLN:NE2[1_556]	2.18	0.02
4:1:177:ARG:NE	4:Y:159:VAL:CA[1_556]	2.18	0.02

Continued on next page...

Continued from previous page...

Atom-1	Atom-2	Interatomic distance (Å)	Clash overlap (Å)
4:0:167:GLU:N	4:X:294:TYR:CA[1_556]	2.18	0.02
4:1:274:ILE:CD1	4:Y:263:GLN:CA[1_556]	2.18	0.02
4:1:209:VAL:CG2	4:Y:194:THR:N[1_556]	2.18	0.02
4:1:77:THR:CB	4:Y:15:GLY:C[1_556]	2.18	0.02
4:3:64:ILE:CG1	4:Y:292:ASP:OD2[1_556]	2.18	0.02
4:1:76:ILE:C	4:Y:16:LEU:N[1_556]	2.18	0.02
4:2:133:TYR:CB	4:Z:334:GLU:OE1[1_556]	2.18	0.02
4:1:60:SER:N	4:Y:243:PRO:CG[1_556]	2.18	0.02
4:0:215:LYS:C	4:X:252:ASN:CG[1_556]	2.18	0.02
4:0:82:MET:C	4:X:30:VAL:C[1_556]	2.18	0.02
4:0:115:ASN:OD1	4:X:11:ASP:OD1[1_556]	2.18	0.02
4:2:173:HIS:ND1	4:Z:164:PRO:CG[1_556]	2.18	0.02
4:2:368:SER:N	4:Z:346:LEU:CB[1_556]	2.18	0.02
4:2:253:GLU:OE2	4:Y:113:LYS:N[1_556]	2.18	0.02
4:0:206:ARG:C	4:X:199:SER:N[1_556]	2.18	0.02
4:0:33:SER:C	4:X:210:ARG:NE[1_556]	2.18	0.02
4:0:271:SER:O	4:X:270:GLU:CA[1_556]	2.18	0.02
4:2:292:ASP:O	4:Z:317:ILE:O[1_556]	2.18	0.02
4:1:178:LEU:N	4:Y:178:LEU:CG[1_556]	2.18	0.02
4:1:167:GLU:CG	4:Y:326:LYS:O[1_556]	2.18	0.02
4:0:117:GLU:CD	4:X:104:LEU:CD2[1_556]	2.18	0.02
4:2:162:ASN:CB	4:Z:274:ILE:O[1_556]	2.18	0.02
4:1:110:LEU:CG	4:Y:161:HIS:CG[1_556]	2.18	0.02
4:0:175:ILE:CD1	4:X:162:ASN:ND2[1_556]	2.18	0.02
4:0:281:SER:CB	4:X:276:GLU:CB[1_556]	2.18	0.02
4:1:126:THR:CB	4:Y:28:ARG:CA[1_556]	2.18	0.02
4:1:67:LEU:C	4:Y:207:GLU:OE2[1_556]	2.18	0.02
4:1:111:ASN:CB	4:Y:154:ASP:OD1[1_556]	2.18	0.02
4:2:179:ASP:CG	4:Z:179:ASP:C[1_556]	2.18	0.02
4:2:116:ARG:CG	4:Z:339:VAL:N[1_556]	2.18	0.02
4:1:207:GLU:N	4:Y:199:SER:C[1_556]	2.18	0.02
4:0:306:TYR:CA	4:X:227:MET:SD[1_556]	2.18	0.02
4:0:189:LEU:CD1	4:X:195:GLU:CA[1_556]	2.18	0.02
4:0:185:LEU:N	4:X:188:TYR:CB[1_556]	2.18	0.02
4:2:126:THR:OG1	4:Z:28:ARG:C[1_556]	2.18	0.02
4:2:293:LEU:N	4:Z:321:ALA:CA[1_556]	2.18	0.02
4:0:148:THR:OG1	4:X:327:ILE:C[1_556]	2.18	0.02
4:2:233:SER:C	4:Y:367:PRO:CA[1_556]	2.18	0.02
4:2:80:ASP:C	4:Z:31:PHE:CA[1_556]	2.18	0.02
4:2:302:GLY:N	4:Z:258:PRO:CD[1_556]	2.18	0.02
4:2:136:ILE:O	4:Z:299:MET:C[1_556]	2.18	0.02

Continued on next page...

Continued from previous page...

Atom-1	Atom-2	Interatomic distance (Å)	Clash overlap (Å)
4:2:123:MET:CA	4:Z:27:PRO:N[1_556]	2.18	0.02
4:1:197:GLY:O	4:X:76:ILE:C[1_556]	2.18	0.02
4:2:111:ASN:N	4:Z:154:ASP:CB[1_556]	2.18	0.02
4:0:177:ARG:NE	4:X:159:VAL:CA[1_556]	2.18	0.02
4:1:289:ILE:CG1	4:Y:294:TYR:CZ[1_556]	2.18	0.02
4:2:72:GLU:O	4:Z:157:ASP:O[1_556]	2.18	0.02
4:3:64:ILE:CA	4:Y:289:ILE:CA[1_556]	2.18	0.02
4:1:297:ASN:CG	4:Y:316:GLU:OE2[1_556]	2.18	0.02
4:3:230:ALA:C	4:Z:367:PRO:C[1_556]	2.18	0.02
4:0:121:GLN:CB	4:X:9:VAL:N[1_556]	2.18	0.02
4:0:289:ILE:CD1	4:X:282:ILE:CG2[1_556]	2.18	0.02
4:0:112:PRO:N	4:X:137:GLN:CB[1_556]	2.18	0.02
4:2:230:ALA:O	4:Y:368:SER:N[1_556]	2.18	0.02
4:2:126:THR:CB	4:Z:28:ARG:CA[1_556]	2.18	0.02
4:2:118:LYS:C	4:Z:340:TRP:CG[1_556]	2.18	0.02
4:0:155:SER:CA	4:X:261:LEU:CG[1_556]	2.18	0.02
4:1:132:MET:CE	4:Y:341:ILE:CD1[1_556]	2.18	0.02
4:1:213:LYS:O	4:Y:253:GLU:CD[1_556]	2.18	0.02
4:0:331:ALA:C	4:X:222:ASP:N[1_556]	2.18	0.02
4:1:141:SER:C	4:Y:310:ALA:O[1_556]	2.18	0.02
4:1:139:VAL:CG1	4:Y:330:ILE:C[1_556]	2.18	0.02
4:1:79:TRP:CB	4:Y:17:VAL:C[1_556]	2.18	0.02
4:2:32:PRO:CA	4:Z:211:ASP:OD2[1_556]	2.18	0.02
4:1:115:ASN:CB	4:Y:11:ASP:OD2[1_556]	2.18	0.02
4:0:68:LYS:N	4:X:207:GLU:OE2[1_556]	2.18	0.02
4:2:264:PRO:CG	4:Z:268:GLY:C[1_556]	2.18	0.02
4:2:171:LEU:CB	4:Z:282:ILE:CG1[1_556]	2.18	0.02
4:0:150:GLY:C	4:X:317:ILE:N[1_556]	2.18	0.02
4:0:196:ARG:NE	4:W:115:ASN:N[1_556]	2.18	0.02
4:1:76:ILE:CG2	4:Y:16:LEU:CA[1_556]	2.18	0.02
4:2:190:MET:SD	4:Z:194:THR:CG2[1_556]	2.18	0.02
4:0:160:THR:OG1	4:X:260:THR:C[1_556]	2.18	0.02
4:0:183:ARG:NE	4:X:186:THR:OG1[1_556]	2.18	0.02
4:0:78:ASN:ND2	4:X:32:PRO:C[1_556]	2.18	0.02
4:2:167:GLU:N	4:Z:294:TYR:CA[1_556]	2.18	0.02
4:2:140:LEU:N	4:Z:299:MET:CE[1_556]	2.18	0.02
4:3:195:GLU:CG	4:Z:109:PRO:N[1_556]	2.18	0.02
4:1:290:ARG:CD	4:Y:279:TYR:OH[1_556]	2.18	0.02
4:1:122:ILE:CG2	4:Y:29:ALA:N[1_556]	2.18	0.02
4:2:253:GLU:OE2	4:Y:112:PRO:O[1_556]	2.18	0.02
4:0:186:THR:N	4:X:191:LYS:N[1_556]	2.18	0.02

Continued on next page...

Continued from previous page...

Atom-1	Atom-2	Interatomic distance (Å)	Clash overlap (Å)
4:1:286:ASP:OD1	4:Y:290:ARG:NH2[1_556]	2.18	0.02
4:1:66:THR:C	4:Y:59:GLN:O[1_556]	2.18	0.02
4:1:171:LEU:N	4:Y:151:ILE:CG2[1_556]	2.18	0.02
4:0:211:ASP:OD2	4:X:250:ILE:N[1_556]	2.18	0.02
4:1:120:THR:C	4:Y:340:TRP:CE2[1_556]	2.18	0.02
4:0:140:LEU:CA	4:X:331:ALA:CA[1_556]	2.18	0.02
4:0:298:VAL:CG2	4:X:312:ARG:O[1_556]	2.18	0.02
4:0:293:LEU:N	4:X:321:ALA:CA[1_556]	2.18	0.02
4:1:231:ALA:CA	4:X:371:HIS:N[1_556]	2.18	0.02
4:0:111:ASN:C	4:X:137:GLN:CB[1_556]	2.18	0.02
4:0:303:THR:C	4:X:256:ARG:C[1_556]	2.18	0.02
4:1:126:THR:C	4:Y:28:ARG:CZ[1_556]	2.18	0.02
4:0:121:GLN:CD	4:X:20:GLY:N[1_556]	2.18	0.02
4:2:125:GLU:OE1	4:Z:7:ALA:O[1_556]	2.18	0.02
4:1:86:TRP:CE2	4:Y:337:TYR:CE2[1_556]	2.18	0.02
4:2:170:ALA:C	4:Z:151:ILE:CA[1_556]	2.18	0.02
4:2:228:ALA:O	4:Y:369:ILE:N[1_556]	2.18	0.02
4:2:194:THR:CA	4:Y:75:ILE:CG1[1_556]	2.18	0.02
4:0:253:GLU:CA	4:W:113:LYS:CG[1_556]	2.18	0.02
4:2:366:GLY:CA	4:Z:347:ALA:N[1_556]	2.18	0.02
4:2:167:GLU:CG	4:Z:326:LYS:O[1_556]	2.18	0.02
4:1:149:THR:O	4:Y:327:ILE:CG1[1_556]	2.18	0.02
4:1:153:LEU:CG	4:Y:262:PHE:CD1[1_556]	2.18	0.02
4:0:64:ILE:CA	4:V:289:ILE:CA[1_556]	2.18	0.02
4:1:169:TYR:OH	4:Y:164:PRO:CB[1_556]	2.18	0.02
4:1:72:GLU:O	4:Y:157:ASP:O[1_556]	2.18	0.02
4:2:152:VAL:C	4:Z:313:MET:SD[1_556]	2.18	0.02
4:1:113:LYS:N	4:Y:136:ILE:C[1_556]	2.18	0.02
4:1:166:TYR:CA	4:Y:294:TYR:N[1_556]	2.18	0.02
4:1:105:LEU:N	4:Y:334:GLU:N[1_556]	2.18	0.02
4:2:166:TYR:N	4:Z:294:TYR:CA[1_556]	2.18	0.02
4:2:67:LEU:CB	4:Z:62:ARG:NH1[1_556]	2.18	0.02
4:0:228:ALA:O	4:W:369:ILE:N[1_556]	2.18	0.02
4:1:61:LYS:CB	4:W:291:LYS:CE[1_556]	2.18	0.02
4:0:233:SER:C	4:W:367:PRO:CA[1_556]	2.18	0.02
4:1:123:MET:N	4:Y:27:PRO:CA[1_556]	2.18	0.02
4:2:64:ILE:CG1	4:X:292:ASP:OD2[1_556]	2.18	0.02
4:1:285:CYS:O	4:Y:283:MET:CA[1_556]	2.18	0.02
4:0:336:LYS:N	4:X:219:VAL:N[1_556]	2.18	0.02
4:2:272:ALA:C	4:Z:269:MET:C[1_556]	2.18	0.02
4:1:306:TYR:CG	4:Y:256:ARG:CD[1_556]	2.18	0.02

Continued on next page...

Continued from previous page...

Atom-1	Atom-2	Interatomic distance (Å)	Clash overlap (Å)
4:1:179:ASP:OD1	4:Y:179:ASP:O[1_556]	2.18	0.02
4:0:37:ARG:O	4:X:60:SER:C[1_556]	2.18	0.02
4:0:368:SER:O	4:X:346:LEU:CG[1_556]	2.18	0.02
4:2:116:ARG:CB	4:Z:339:VAL:O[1_556]	2.18	0.02
4:1:309:ILE:CG2	4:Y:223:PHE:CA[1_556]	2.18	0.02
4:1:309:ILE:CG2	4:Y:223:PHE:O[1_556]	2.18	0.02
4:3:253:GLU:CA	4:Z:113:LYS:CG[1_556]	2.18	0.02
4:2:278:THR:OG1	4:Z:275:HIS:NE2[1_556]	2.18	0.02
4:2:148:THR:OG1	4:Z:327:ILE:C[1_556]	2.18	0.02
4:0:155:SER:CA	4:X:258:PRO:O[1_556]	2.18	0.02
4:2:201:VAL:O	4:Z:201:VAL:CG1[1_556]	2.18	0.02
4:2:253:GLU:CG	4:Y:113:LYS:N[1_556]	2.18	0.02
4:1:68:LYS:NZ	4:Y:56:ASP:O[1_556]	2.18	0.02
4:1:195:GLU:OE2	4:X:109:PRO:CB[1_556]	2.19	0.01
4:0:141:SER:C	4:X:310:ALA:O[1_556]	2.19	0.01
4:2:211:ASP:OD2	4:Z:250:ILE:N[1_556]	2.19	0.01
4:2:161:HIS:ND1	4:Z:160:THR:OG1[1_556]	2.19	0.01
4:0:104:LEU:CA	4:X:334:GLU:OE2[1_556]	2.19	0.01
4:2:149:THR:N	4:Z:328:LYS:N[1_556]	2.19	0.01
4:2:168:GLY:C	4:Z:296:ASN:O[1_556]	2.19	0.01
4:2:205:GLU:O	4:Z:199:SER:CA[1_556]	2.19	0.01
4:0:293:LEU:C	4:X:319:ALA:C[1_556]	2.19	0.01
4:2:163:VAL:CG1	4:Z:153:LEU:CB[1_556]	2.19	0.01
4:0:184:ASP:CA	4:X:187:ASP:C[1_556]	2.19	0.01
4:2:134:VAL:CG2	4:Z:338:SER:N[1_556]	2.19	0.01
4:2:166:TYR:CE2	4:Z:291:LYS:O[1_556]	2.19	0.01
4:2:37:ARG:O	4:Z:60:SER:C[1_556]	2.19	0.01
4:1:195:GLU:CG	4:X:109:PRO:N[1_556]	2.19	0.01
4:0:132:MET:CG	4:X:25:ASP:O[1_556]	2.19	0.01
4:1:119:MET:CE	4:Y:337:TYR:N[1_556]	2.19	0.01
4:0:166:TYR:N	4:X:294:TYR:CA[1_556]	2.19	0.01
4:0:141:SER:N	4:X:310:ALA:CA[1_556]	2.19	0.01
4:0:166:TYR:CD1	4:X:294:TYR:CE2[1_556]	2.19	0.01
4:1:215:LYS:CB	4:Y:237:GLU:OE2[1_556]	2.19	0.01
4:0:285:CYS:O	4:X:283:MET:CA[1_556]	2.19	0.01
4:1:218:TYR:OH	4:Y:231:ALA:CB[1_556]	2.19	0.01
4:3:233:SER:CA	4:Z:366:GLY:C[1_556]	2.19	0.01
4:0:296:ASN:CG	4:X:318:THR:CG2[1_556]	2.19	0.01
4:1:332:PRO:N	4:Y:221:LEU:C[1_556]	2.19	0.01
4:1:230:ALA:C	4:X:368:SER:C[1_556]	2.19	0.01
4:3:63:GLY:CA	4:Y:287:ILE:O[1_556]	2.19	0.01

Continued on next page...

Continued from previous page...

Atom-1	Atom-2	Interatomic distance (Å)	Clash overlap (Å)
4:0:168:GLY:O	4:X:297:ASN:CA[1_556]	2.19	0.01
4:0:138:ALA:CA	4:X:299:MET:CG[1_556]	2.19	0.01
4:0:32:PRO:CA	4:X:211:ASP:OD2[1_556]	2.19	0.01
4:2:362:TYR:CZ	4:Z:22:ALA:N[1_556]	2.19	0.01
4:0:78:ASN:CA	4:X:32:PRO:C[1_556]	2.19	0.01
4:0:181:ALA:CB	4:X:185:LEU:CA[1_556]	2.19	0.01
4:2:178:LEU:N	4:Z:178:LEU:CG[1_556]	2.19	0.01
4:2:40:HIS:NE2	4:X:166:TYR:CA[1_556]	2.19	0.01
4:2:215:LYS:CG	4:Z:237:GLU:OE2[1_556]	2.19	0.01
4:1:290:ARG:CG	4:Y:279:TYR:CZ[1_556]	2.19	0.01
4:2:184:ASP:OD1	4:Z:184:ASP:C[1_556]	2.19	0.01
4:3:195:GLU:OE2	4:Z:109:PRO:CB[1_556]	2.19	0.01
4:0:72:GLU:CB	4:X:157:ASP:CG[1_556]	2.19	0.01
4:2:298:VAL:CG2	4:Z:312:ARG:O[1_556]	2.19	0.01
4:2:337:TYR:CG	4:Z:307:PRO:CG[1_556]	2.19	0.01
4:1:78:ASN:OD1	4:Y:31:PHE:CD2[1_556]	2.19	0.01
4:1:305:MET:N	4:Y:255:PHE:CD1[1_556]	2.19	0.01
4:0:155:SER:N	4:X:261:LEU:CB[1_556]	2.19	0.01
4:0:80:ASP:CA	4:X:31:PHE:CD2[1_556]	2.19	0.01
4:2:372:ARG:NH1	4:Z:145:SER:N[1_556]	2.19	0.01
4:2:190:MET:N	4:Z:194:THR:OG1[1_556]	2.19	0.01
4:0:161:HIS:O	4:X:261:LEU:O[1_556]	2.19	0.01
4:0:169:TYR:CD2	4:X:293:LEU:CA[1_556]	2.19	0.01
4:2:123:MET:O	4:Z:24:ASP:CB[1_556]	2.19	0.01
4:1:170:ALA:C	4:Y:151:ILE:CA[1_556]	2.19	0.01
4:2:336:LYS:N	4:Z:219:VAL:N[1_556]	2.19	0.01
4:0:372:ARG:CZ	4:X:142:LEU:C[1_556]	2.19	0.01
4:2:179:ASP:CB	4:Z:179:ASP:O[1_556]	2.19	0.01
4:0:125:GLU:OE1	4:X:7:ALA:O[1_556]	2.19	0.01
4:0:107:GLU:CA	4:X:300:SER:C[1_556]	2.19	0.01
4:0:67:LEU:N	4:X:62:ARG:CZ[1_556]	2.19	0.01
4:2:155:SER:OG	4:Z:260:THR:CA[1_556]	2.19	0.01
4:0:330:ILE:CG1	4:X:315:LYS:CB[1_556]	2.19	0.01
4:2:370:VAL:CG2	4:Z:342:GLY:CA[1_556]	2.19	0.01
4:0:161:HIS:ND1	4:X:160:THR:OG1[1_556]	2.19	0.01
4:4:40:HIS:NE2	4:Z:166:TYR:CA[1_556]	2.19	0.01
4:1:367:PRO:CG	4:Y:9:VAL:CG2[1_556]	2.19	0.01
4:1:31:PHE:C	4:Y:211:ASP:OD2[1_556]	2.19	0.01
4:0:370:VAL:CG2	4:X:342:GLY:CA[1_556]	2.19	0.01
4:1:137:GLN:NE2	4:Y:301:GLY:CA[1_556]	2.19	0.01
4:0:366:GLY:C	4:X:346:LEU:C[1_556]	2.19	0.01

Continued on next page...

Continued from previous page...

Atom-1	Atom-2	Interatomic distance (Å)	Clash overlap (Å)
4:0:179:ASP:CB	4:X:179:ASP:O[1_556]	2.19	0.01
4:2:132:MET:CG	4:Z:25:ASP:O[1_556]	2.19	0.01
4:0:164:PRO:CB	4:X:278:THR:CG2[1_556]	2.19	0.01
4:1:59:GLN:CB	4:Y:208:ILE:CD1[1_556]	2.19	0.01
4:0:215:LYS:CG	4:X:196:ARG:CZ[1_556]	2.19	0.01
4:2:303:THR:C	4:Z:256:ARG:C[1_556]	2.19	0.01
4:1:185:LEU:CD1	4:Y:188:TYR:CG[1_556]	2.19	0.01
4:2:72:GLU:CB	4:Z:157:ASP:CG[1_556]	2.19	0.01
4:0:79:TRP:CZ3	4:X:18:LYS:CG[1_556]	2.19	0.01
4:0:264:PRO:CG	4:X:268:GLY:C[1_556]	2.19	0.01
4:2:60:SER:N	4:Z:243:PRO:CG[1_556]	2.19	0.01
4:2:121:GLN:CD	4:Z:20:GLY:N[1_556]	2.19	0.01
4:0:81:ASP:CA	4:X:31:PHE:CB[1_556]	2.19	0.01
4:2:165:ILE:CD1	4:Z:297:ASN:CG[1_556]	2.19	0.01
4:2:40:HIS:CG	4:X:166:TYR:CB[1_556]	2.19	0.01
4:2:335:ARG:NE	4:Z:220:ALA:C[1_556]	2.19	0.01
4:1:210:ARG:CG	4:Y:193:LEU:CB[1_556]	2.19	0.01
4:1:104:LEU:CG	4:Y:334:GLU:N[1_556]	2.19	0.01
4:0:274:ILE:N	4:X:264:PRO:N[1_556]	2.19	0.01
4:2:78:ASN:CA	4:Z:32:PRO:C[1_556]	2.19	0.01
4:2:157:ASP:OD2	4:Z:186:THR:CA[1_556]	2.19	0.01
4:2:195:GLU:CG	4:Y:108:ALA:C[1_556]	2.19	0.01
4:0:173:HIS:ND1	4:X:164:PRO:CG[1_556]	2.19	0.01
4:0:364:GLU:C	4:X:350:SER:N[1_556]	2.19	0.01
4:2:119:MET:C	4:Z:340:TRP:CD1[1_556]	2.19	0.01
4:3:61:LYS:CB	4:Y:291:LYS:CE[1_556]	2.19	0.01
4:1:299:MET:CE	4:Y:312:ARG:NH2[1_556]	2.19	0.01
4:2:113:LYS:CB	4:Z:135:ALA:O[1_556]	2.19	0.01
4:0:178:LEU:N	4:X:178:LEU:CG[1_556]	2.19	0.01
4:0:201:VAL:O	4:X:201:VAL:CG1[1_556]	2.19	0.01
4:0:82:MET:CA	4:X:30:VAL:C[1_556]	2.19	0.01
4:2:104:LEU:CA	4:Z:334:GLU:OE2[1_556]	2.19	0.01
4:0:261:LEU:CD2	4:X:266:PHE:CG[1_556]	2.19	0.01
4:3:192:ILE:N	4:Z:110:LEU:CB[1_556]	2.19	0.01
4:1:361:GLU:O	4:Y:349:LEU:N[1_556]	2.19	0.01
4:1:67:LEU:O	4:Y:59:GLN:CD[1_556]	2.19	0.01
4:0:292:ASP:O	4:X:317:ILE:O[1_556]	2.19	0.01
4:0:337:TYR:CG	4:X:307:PRO:CG[1_556]	2.19	0.01
4:2:212:ILE:O	4:Z:253:GLU:OE1[1_556]	2.19	0.01
4:0:278:THR:OG1	4:X:275:HIS:NE2[1_556]	2.19	0.01
4:0:117:GLU:CD	4:X:135:ALA:CB[1_556]	2.19	0.01

Continued on next page...

Continued from previous page...

Atom-1	Atom-2	Interatomic distance (Å)	Clash overlap (Å)
4:0:136:ILE:O	4:X:299:MET:C[1_556]	2.19	0.01
4:2:82:MET:CB	4:Z:30:VAL:CB[1_556]	2.19	0.01
4:0:147:ARG:CA	4:X:314:GLN:OE1[1_556]	2.19	0.01
4:2:68:LYS:N	4:Z:207:GLU:OE2[1_556]	2.19	0.01
4:1:73:HIS:C	4:Y:157:ASP:N[1_556]	2.19	0.01
4:0:162:ASN:CB	4:X:274:ILE:O[1_556]	2.19	0.01
4:2:196:ARG:NE	4:Y:115:ASN:N[1_556]	2.19	0.01
4:3:196:ARG:NE	4:Z:115:ASN:N[1_556]	2.19	0.01
4:1:183:ARG:O	4:Y:188:TYR:N[1_556]	2.19	0.01
4:1:79:TRP:CG	4:Y:18:LYS:N[1_556]	2.19	0.01
4:1:147:ARG:CG	4:Y:314:GLN:CG[1_556]	2.19	0.01
4:0:272:ALA:C	4:X:269:MET:C[1_556]	2.19	0.01
4:2:303:THR:C	4:Z:259:GLU:N[1_556]	2.19	0.01
4:0:67:LEU:CB	4:X:62:ARG:NH1[1_556]	2.19	0.01
4:2:140:LEU:CD1	4:Z:331:ALA:C[1_556]	2.19	0.01
4:1:158:GLY:CA	4:Y:181:ALA:O[1_556]	2.19	0.01
4:4:64:ILE:CG2	4:Z:289:ILE:O[1_556]	2.19	0.01
4:1:230:ALA:CA	4:X:371:HIS:CB[1_556]	2.19	0.01
4:2:153:LEU:CB	4:Z:262:PHE:CE1[1_556]	2.19	0.01
4:0:119:MET:C	4:X:340:TRP:CD1[1_556]	2.19	0.01
4:2:122:ILE:CB	4:Z:27:PRO:CB[1_556]	2.19	0.01
4:2:155:SER:N	4:Z:261:LEU:CB[1_556]	2.19	0.01
4:1:206:ARG:C	4:Y:199:SER:N[1_556]	2.19	0.01
4:0:31:PHE:CA	4:X:215:LYS:CG[1_556]	2.19	0.01
4:0:158:GLY:C	4:X:185:LEU:N[1_556]	2.19	0.01
4:2:211:ASP:O	4:Z:249:THR:O[1_556]	2.19	0.01
4:0:152:VAL:C	4:X:262:PHE:CE1[1_556]	2.19	0.01
4:1:230:ALA:C	4:X:367:PRO:C[1_556]	2.19	0.01
4:2:237:GLU:OE2	4:Y:114:ALA:C[1_556]	2.19	0.01
4:2:372:ARG:CZ	4:Z:142:LEU:C[1_556]	2.19	0.01
4:0:40:HIS:NE2	4:V:166:TYR:CA[1_556]	2.19	0.01
4:1:304:THR:CB	4:Y:223:PHE:CD2[1_556]	2.19	0.01
4:2:160:THR:CG2	4:Z:261:LEU:O[1_556]	2.19	0.01
4:1:105:LEU:CD1	4:Y:337:TYR:CG[1_556]	2.19	0.01

5.3 Torsion angles ⓘ

5.3.1 Protein backbone ⓘ

In the following table, the Percentiles column shows the percent Ramachandran outliers of the chain as a percentile score with respect to all PDB entries followed by that with respect to all EM

entries.

The Analysed column shows the number of residues for which the backbone conformation was analysed, and the total number of residues.

Mol	Chain	Analysed	Favoured	Allowed	Outliers	Percentiles	
1	A	789/840 (94%)	650 (82%)	113 (14%)	26 (3%)	5	40
1	D	789/840 (94%)	651 (82%)	112 (14%)	26 (3%)	5	40
1	G	789/840 (94%)	649 (82%)	113 (14%)	27 (3%)	5	40
1	J	791/840 (94%)	651 (82%)	112 (14%)	28 (4%)	4	39
2	B	143/145 (99%)	126 (88%)	9 (6%)	8 (6%)	2	28
2	E	143/145 (99%)	126 (88%)	9 (6%)	8 (6%)	2	28
2	H	143/145 (99%)	126 (88%)	9 (6%)	8 (6%)	2	28
2	K	143/145 (99%)	126 (88%)	9 (6%)	8 (6%)	2	28
3	C	143/147 (97%)	133 (93%)	10 (7%)	0	100	100
3	F	143/147 (97%)	133 (93%)	10 (7%)	0	100	100
3	I	143/147 (97%)	133 (93%)	10 (7%)	0	100	100
3	L	143/147 (97%)	133 (93%)	10 (7%)	0	100	100
4	0	370/375 (99%)	334 (90%)	30 (8%)	6 (2%)	12	56
4	1	370/375 (99%)	335 (90%)	29 (8%)	6 (2%)	12	56
4	2	370/375 (99%)	334 (90%)	30 (8%)	6 (2%)	12	56
4	3	370/375 (99%)	335 (90%)	29 (8%)	6 (2%)	12	56
4	4	370/375 (99%)	334 (90%)	30 (8%)	6 (2%)	12	56
4	5	370/375 (99%)	335 (90%)	29 (8%)	6 (2%)	12	56
4	6	370/375 (99%)	335 (90%)	29 (8%)	6 (2%)	12	56
4	7	370/375 (99%)	334 (90%)	30 (8%)	6 (2%)	12	56
4	8	370/375 (99%)	335 (90%)	29 (8%)	6 (2%)	12	56
4	V	370/375 (99%)	334 (90%)	30 (8%)	6 (2%)	12	56
4	W	370/375 (99%)	334 (90%)	30 (8%)	6 (2%)	12	56
4	X	370/375 (99%)	334 (90%)	30 (8%)	6 (2%)	12	56
4	Y	370/375 (99%)	334 (90%)	30 (8%)	6 (2%)	12	56
4	Z	370/375 (99%)	335 (90%)	29 (8%)	6 (2%)	12	56
All	All	9482/9778 (97%)	8319 (88%)	940 (10%)	223 (2%)	12	47

All (223) Ramachandran outliers are listed below:

Mol	Chain	Res	Type
1	A	73	LYS
1	A	202	SER
1	A	572	LYS
1	A	712	PRO
1	A	729	ALA
1	A	757	GLN
1	A	762	HIS
2	B	131	GLU
2	B	141	PRO
1	D	73	LYS
1	D	202	SER
1	D	572	LYS
1	D	712	PRO
1	D	729	ALA
1	D	757	GLN
1	D	762	HIS
2	E	131	GLU
2	E	141	PRO
1	G	73	LYS
1	G	202	SER
1	G	572	LYS
1	G	712	PRO
1	G	729	ALA
1	G	757	GLN
1	G	762	HIS
2	H	131	GLU
2	H	141	PRO
1	J	73	LYS
1	J	202	SER
1	J	572	LYS
1	J	712	PRO
1	J	729	ALA
1	J	757	GLN
1	J	762	HIS
1	J	785	GLU
2	K	131	GLU
2	K	141	PRO
4	0	246	GLN
4	1	246	GLN
4	2	246	GLN
4	3	246	GLN
4	4	246	GLN
4	5	246	GLN

Continued on next page...

Continued from previous page...

Mol	Chain	Res	Type
4	6	246	GLN
4	7	246	GLN
4	8	246	GLN
4	V	246	GLN
4	W	246	GLN
4	X	246	GLN
4	Y	246	GLN
4	Z	246	GLN
1	A	11	GLY
1	A	21	GLU
1	A	219	GLU
1	A	517	MET
1	A	532	ILE
1	A	637	LYS
2	B	130	PRO
2	B	147	ASN
2	B	151	LYS
2	B	161	GLU
1	D	11	GLY
1	D	21	GLU
1	D	219	GLU
1	D	517	MET
1	D	532	ILE
1	D	637	LYS
2	E	130	PRO
2	E	147	ASN
2	E	151	LYS
2	E	161	GLU
1	G	11	GLY
1	G	21	GLU
1	G	219	GLU
1	G	517	MET
1	G	532	ILE
1	G	637	LYS
1	G	785	GLU
2	H	130	PRO
2	H	147	ASN
2	H	151	LYS
1	J	11	GLY
1	J	21	GLU
1	J	219	GLU
1	J	517	MET

Continued on next page...

Continued from previous page...

Mol	Chain	Res	Type
1	J	637	LYS
2	K	130	PRO
2	K	147	ASN
2	K	151	LYS
2	K	161	GLU
4	0	274	ILE
4	1	274	ILE
4	2	274	ILE
4	3	274	ILE
4	4	274	ILE
4	5	274	ILE
4	6	274	ILE
4	7	274	ILE
4	8	274	ILE
4	V	274	ILE
4	W	274	ILE
4	X	274	ILE
4	Y	274	ILE
4	Z	274	ILE
1	A	58	GLY
1	A	294	ASN
1	A	644	SER
1	D	58	GLY
1	D	294	ASN
1	D	644	SER
1	G	58	GLY
1	G	294	ASN
1	G	644	SER
2	H	161	GLU
1	J	58	GLY
1	J	294	ASN
1	J	532	ILE
1	J	644	SER
4	0	233	SER
4	1	233	SER
4	2	233	SER
4	3	233	SER
4	4	233	SER
4	5	233	SER
4	6	233	SER
4	7	233	SER
4	8	233	SER

Continued on next page...

Continued from previous page...

Mol	Chain	Res	Type
4	V	233	SER
4	W	233	SER
4	X	233	SER
4	Y	233	SER
4	Z	233	SER
1	A	435	GLU
1	A	817	GLN
1	D	269	LEU
1	D	435	GLU
1	D	817	GLN
1	G	269	LEU
1	G	435	GLU
1	G	817	GLN
1	J	435	GLU
1	J	817	GLN
4	0	2	GLU
4	0	253	GLU
4	1	2	GLU
4	1	253	GLU
4	2	2	GLU
4	2	253	GLU
4	3	2	GLU
4	3	253	GLU
4	4	2	GLU
4	4	253	GLU
4	5	2	GLU
4	6	2	GLU
4	6	253	GLU
4	7	2	GLU
4	7	253	GLU
4	8	2	GLU
4	V	2	GLU
4	V	253	GLU
4	W	2	GLU
4	X	2	GLU
4	X	253	GLU
4	Y	2	GLU
4	Y	253	GLU
4	Z	2	GLU
1	A	8	ALA
1	A	269	LEU
1	A	578	HIS

Continued on next page...

Continued from previous page...

Mol	Chain	Res	Type
2	B	140	PHE
1	D	8	ALA
1	D	578	HIS
2	E	140	PHE
1	G	8	ALA
1	G	79	SER
1	G	578	HIS
2	H	140	PHE
1	J	8	ALA
1	J	269	LEU
1	J	578	HIS
2	K	140	PHE
4	5	253	GLU
4	8	253	GLU
4	W	253	GLU
4	Z	253	GLU
1	A	79	SER
1	A	199	ILE
1	A	556	ASP
2	B	142	PRO
1	D	79	SER
1	D	199	ILE
1	D	556	ASP
2	E	142	PRO
1	G	199	ILE
1	G	556	ASP
2	H	142	PRO
1	J	79	SER
1	J	199	ILE
1	J	556	ASP
1	J	822	SER
2	K	142	PRO
1	A	840	PRO
1	D	287	ILE
1	D	840	PRO
1	G	840	PRO
1	J	287	ILE
1	J	840	PRO
4	0	242	LEU
4	1	242	LEU
4	2	242	LEU
4	3	242	LEU

Continued on next page...

Continued from previous page...

Mol	Chain	Res	Type
4	4	242	LEU
4	5	242	LEU
4	6	242	LEU
4	7	242	LEU
4	8	242	LEU
4	V	242	LEU
4	W	242	LEU
4	X	242	LEU
4	Y	242	LEU
4	Z	242	LEU
1	A	287	ILE
1	G	287	ILE

5.3.2 Protein sidechains ⓘ

In the following table, the Percentiles column shows the percent sidechain outliers of the chain as a percentile score with respect to all PDB entries followed by that with respect to all EM entries.

The Analysed column shows the number of residues for which the sidechain conformation was analysed, and the total number of residues.

Mol	Chain	Analysed	Rotameric	Outliers	Percentiles	
1	A	672/672 (100%)	512 (76%)	160 (24%)	1	7
1	D	672/672 (100%)	515 (77%)	157 (23%)	1	7
1	G	672/672 (100%)	514 (76%)	158 (24%)	1	7
1	J	672/672 (100%)	514 (76%)	158 (24%)	1	7
2	B	120/120 (100%)	119 (99%)	1 (1%)	86	94
2	E	120/120 (100%)	119 (99%)	1 (1%)	86	94
2	H	120/120 (100%)	119 (99%)	1 (1%)	86	94
2	K	120/120 (100%)	119 (99%)	1 (1%)	86	94
3	C	117/117 (100%)	112 (96%)	5 (4%)	35	70
3	F	117/117 (100%)	112 (96%)	5 (4%)	35	70
3	I	117/117 (100%)	112 (96%)	5 (4%)	35	70
3	L	117/117 (100%)	112 (96%)	5 (4%)	35	70
4	0	315/318 (99%)	269 (85%)	46 (15%)	4	24
4	1	315/318 (99%)	268 (85%)	47 (15%)	4	23

Continued on next page...

Continued from previous page...

Mol	Chain	Analysed	Rotameric	Outliers	Percentiles	
4	2	315/318 (99%)	268 (85%)	47 (15%)	4	23
4	3	315/318 (99%)	268 (85%)	47 (15%)	4	23
4	4	315/318 (99%)	268 (85%)	47 (15%)	4	23
4	5	315/318 (99%)	269 (85%)	46 (15%)	4	24
4	6	315/318 (99%)	268 (85%)	47 (15%)	4	23
4	7	315/318 (99%)	269 (85%)	46 (15%)	4	24
4	8	315/318 (99%)	268 (85%)	47 (15%)	4	23
4	V	315/318 (99%)	269 (85%)	46 (15%)	4	24
4	W	315/318 (99%)	269 (85%)	46 (15%)	4	24
4	X	315/318 (99%)	269 (85%)	46 (15%)	4	24
4	Y	315/318 (99%)	268 (85%)	47 (15%)	4	23
4	Z	315/318 (99%)	268 (85%)	47 (15%)	4	23
All	All	8046/8088 (100%)	6737 (84%)	1309 (16%)	6	20

All (1309) residues with a non-rotameric sidechain are listed below:

Mol	Chain	Res	Type
1	A	4	ASP
1	A	7	MET
1	A	12	GLU
1	A	15	PRO
1	A	17	LEU
1	A	20	SER
1	A	22	LYS
1	A	36	SER
1	A	37	SER
1	A	46	SER
1	A	61	THR
1	A	69	THR
1	A	70	LEU
1	A	72	VAL
1	A	73	LYS
1	A	75	ASP
1	A	76	GLN
1	A	97	LEU
1	A	106	LEU
1	A	109	ARG
1	A	114	MET

Continued on next page...

Continued from previous page...

Mol	Chain	Res	Type
1	A	117	THR
1	A	121	LEU
1	A	126	VAL
1	A	127	ASN
1	A	135	TYR
1	A	136	ASN
1	A	146	LYS
1	A	149	GLN
1	A	155	ILE
1	A	157	SER
1	A	158	ILE
1	A	159	SER
1	A	165	PHE
1	A	167	LEU
1	A	169	ASP
1	A	173	GLN
1	A	178	THR
1	A	185	LYS
1	A	186	THR
1	A	187	VAL
1	A	189	THR
1	A	191	ARG
1	A	193	ILE
1	A	194	GLN
1	A	198	THR
1	A	199	ILE
1	A	218	LEU
1	A	219	GLU
1	A	221	GLN
1	A	223	ILE
1	A	227	PRO
1	A	229	LEU
1	A	244	SER
1	A	245	ARG
1	A	251	ARG
1	A	264	ASP
1	A	273	SER
1	A	274	ARG
1	A	278	GLN
1	A	282	GLU
1	A	287	ILE
1	A	290	GLN

Continued on next page...

Continued from previous page...

Mol	Chain	Res	Type
1	A	294	ASN
1	A	298	GLU
1	A	300	ILE
1	A	325	ILE
1	A	331	LEU
1	A	336	SER
1	A	351	ILE
1	A	354	LEU
1	A	364	LEU
1	A	365	LYS
1	A	372	GLU
1	A	376	GLU
1	A	381	GLU
1	A	389	LEU
1	A	392	LEU
1	A	394	SER
1	A	399	LYS
1	A	405	ARG
1	A	410	ASN
1	A	439	LEU
1	A	447	GLN
1	A	448	GLN
1	A	449	LEU
1	A	453	GLN
1	A	455	ARG
1	A	457	TYR
1	A	462	LEU
1	A	471	ASP
1	A	474	SER
1	A	480	ILE
1	A	487	LEU
1	A	495	MET
1	A	499	GLU
1	A	506	GLU
1	A	513	ILE
1	A	518	ASP
1	A	524	GLU
1	A	532	ILE
1	A	534	SER
1	A	537	GLU
1	A	543	PRO
1	A	549	SER

Continued on next page...

Continued from previous page...

Mol	Chain	Res	Type
1	A	561	LYS
1	A	562	SER
1	A	563	ASN
1	A	569	LYS
1	A	580	SER
1	A	593	SER
1	A	597	GLU
1	A	604	ASN
1	A	608	ILE
1	A	610	LEU
1	A	615	SER
1	A	621	LEU
1	A	625	THR
1	A	664	LEU
1	A	666	SER
1	A	673	ARG
1	A	675	ILE
1	A	676	ILE
1	A	686	MET
1	A	689	GLU
1	A	690	LEU
1	A	693	HIS
1	A	698	ASN
1	A	701	LEU
1	A	702	GLU
1	A	704	ILE
1	A	708	ARG
1	A	713	SER
1	A	714	ARG
1	A	716	LEU
1	A	719	ASP
1	A	722	GLN
1	A	723	ARG
1	A	727	LEU
1	A	728	ASN
1	A	745	GLU
1	A	752	ASP
1	A	753	VAL
1	A	754	ASP
1	A	762	HIS
1	A	774	LEU
1	A	785	GLU

Continued on next page...

Continued from previous page...

Mol	Chain	Res	Type
1	A	787	ILE
1	A	793	ARG
1	A	799	MET
1	A	802	GLU
1	A	804	ARG
1	A	810	ARG
1	A	816	ILE
1	A	822	SER
1	A	832	MET
1	A	834	LEU
1	A	838	ILE
1	A	842	LEU
1	A	843	LYS
2	B	142	PRO
3	C	48	LYS
3	C	68	PHE
3	C	83	THR
3	C	95	ASP
3	C	96	LYS
1	D	4	ASP
1	D	7	MET
1	D	12	GLU
1	D	15	PRO
1	D	17	LEU
1	D	20	SER
1	D	22	LYS
1	D	36	SER
1	D	37	SER
1	D	46	SER
1	D	61	THR
1	D	69	THR
1	D	70	LEU
1	D	72	VAL
1	D	73	LYS
1	D	75	ASP
1	D	76	GLN
1	D	97	LEU
1	D	106	LEU
1	D	109	ARG
1	D	114	MET
1	D	117	THR
1	D	121	LEU

Continued on next page...

Continued from previous page...

Mol	Chain	Res	Type
1	D	126	VAL
1	D	127	ASN
1	D	135	TYR
1	D	136	ASN
1	D	146	LYS
1	D	149	GLN
1	D	155	ILE
1	D	157	SER
1	D	158	ILE
1	D	159	SER
1	D	165	PHE
1	D	167	LEU
1	D	169	ASP
1	D	173	GLN
1	D	178	THR
1	D	185	LYS
1	D	186	THR
1	D	187	VAL
1	D	191	ARG
1	D	193	ILE
1	D	194	GLN
1	D	198	THR
1	D	199	ILE
1	D	218	LEU
1	D	219	GLU
1	D	221	GLN
1	D	223	ILE
1	D	229	LEU
1	D	244	SER
1	D	245	ARG
1	D	251	ARG
1	D	264	ASP
1	D	273	SER
1	D	274	ARG
1	D	278	GLN
1	D	282	GLU
1	D	287	ILE
1	D	290	GLN
1	D	294	ASN
1	D	298	GLU
1	D	300	ILE
1	D	325	ILE

Continued on next page...

Continued from previous page...

Mol	Chain	Res	Type
1	D	331	LEU
1	D	336	SER
1	D	351	ILE
1	D	354	LEU
1	D	364	LEU
1	D	365	LYS
1	D	372	GLU
1	D	376	GLU
1	D	381	GLU
1	D	389	LEU
1	D	392	LEU
1	D	394	SER
1	D	399	LYS
1	D	405	ARG
1	D	410	ASN
1	D	439	LEU
1	D	447	GLN
1	D	448	GLN
1	D	449	LEU
1	D	453	GLN
1	D	455	ARG
1	D	457	TYR
1	D	462	LEU
1	D	471	ASP
1	D	474	SER
1	D	480	ILE
1	D	487	LEU
1	D	495	MET
1	D	499	GLU
1	D	506	GLU
1	D	513	ILE
1	D	518	ASP
1	D	524	GLU
1	D	532	ILE
1	D	534	SER
1	D	537	GLU
1	D	549	SER
1	D	561	LYS
1	D	562	SER
1	D	563	ASN
1	D	569	LYS
1	D	580	SER

Continued on next page...

Continued from previous page...

Mol	Chain	Res	Type
1	D	593	SER
1	D	597	GLU
1	D	604	ASN
1	D	608	ILE
1	D	610	LEU
1	D	615	SER
1	D	621	LEU
1	D	625	THR
1	D	664	LEU
1	D	666	SER
1	D	673	ARG
1	D	675	ILE
1	D	676	ILE
1	D	686	MET
1	D	689	GLU
1	D	690	LEU
1	D	693	HIS
1	D	698	ASN
1	D	701	LEU
1	D	702	GLU
1	D	704	ILE
1	D	708	ARG
1	D	713	SER
1	D	714	ARG
1	D	716	LEU
1	D	719	ASP
1	D	722	GLN
1	D	723	ARG
1	D	727	LEU
1	D	728	ASN
1	D	745	GLU
1	D	752	ASP
1	D	753	VAL
1	D	754	ASP
1	D	762	HIS
1	D	774	LEU
1	D	785	GLU
1	D	787	ILE
1	D	793	ARG
1	D	799	MET
1	D	802	GLU
1	D	804	ARG

Continued on next page...

Continued from previous page...

Mol	Chain	Res	Type
1	D	810	ARG
1	D	816	ILE
1	D	822	SER
1	D	832	MET
1	D	834	LEU
1	D	838	ILE
1	D	842	LEU
1	D	843	LYS
2	E	142	PRO
3	F	48	LYS
3	F	68	PHE
3	F	83	THR
3	F	95	ASP
3	F	96	LYS
1	G	4	ASP
1	G	7	MET
1	G	12	GLU
1	G	15	PRO
1	G	17	LEU
1	G	20	SER
1	G	22	LYS
1	G	36	SER
1	G	37	SER
1	G	46	SER
1	G	61	THR
1	G	69	THR
1	G	70	LEU
1	G	72	VAL
1	G	73	LYS
1	G	75	ASP
1	G	76	GLN
1	G	97	LEU
1	G	106	LEU
1	G	109	ARG
1	G	114	MET
1	G	117	THR
1	G	121	LEU
1	G	126	VAL
1	G	127	ASN
1	G	135	TYR
1	G	136	ASN
1	G	146	LYS

Continued on next page...

Continued from previous page...

Mol	Chain	Res	Type
1	G	149	GLN
1	G	155	ILE
1	G	157	SER
1	G	158	ILE
1	G	159	SER
1	G	165	PHE
1	G	167	LEU
1	G	169	ASP
1	G	173	GLN
1	G	178	THR
1	G	185	LYS
1	G	186	THR
1	G	187	VAL
1	G	189	THR
1	G	191	ARG
1	G	193	ILE
1	G	194	GLN
1	G	198	THR
1	G	199	ILE
1	G	218	LEU
1	G	219	GLU
1	G	221	GLN
1	G	223	ILE
1	G	229	LEU
1	G	244	SER
1	G	245	ARG
1	G	251	ARG
1	G	264	ASP
1	G	273	SER
1	G	274	ARG
1	G	278	GLN
1	G	282	GLU
1	G	287	ILE
1	G	290	GLN
1	G	294	ASN
1	G	298	GLU
1	G	300	ILE
1	G	325	ILE
1	G	331	LEU
1	G	336	SER
1	G	351	ILE
1	G	354	LEU

Continued on next page...

Continued from previous page...

Mol	Chain	Res	Type
1	G	364	LEU
1	G	365	LYS
1	G	372	GLU
1	G	376	GLU
1	G	381	GLU
1	G	389	LEU
1	G	392	LEU
1	G	394	SER
1	G	399	LYS
1	G	405	ARG
1	G	410	ASN
1	G	439	LEU
1	G	447	GLN
1	G	448	GLN
1	G	449	LEU
1	G	453	GLN
1	G	455	ARG
1	G	457	TYR
1	G	462	LEU
1	G	471	ASP
1	G	474	SER
1	G	480	ILE
1	G	487	LEU
1	G	495	MET
1	G	499	GLU
1	G	506	GLU
1	G	513	ILE
1	G	518	ASP
1	G	524	GLU
1	G	532	ILE
1	G	534	SER
1	G	537	GLU
1	G	549	SER
1	G	561	LYS
1	G	562	SER
1	G	563	ASN
1	G	569	LYS
1	G	580	SER
1	G	593	SER
1	G	597	GLU
1	G	604	ASN
1	G	608	ILE

Continued on next page...

Continued from previous page...

Mol	Chain	Res	Type
1	G	610	LEU
1	G	615	SER
1	G	621	LEU
1	G	625	THR
1	G	664	LEU
1	G	666	SER
1	G	673	ARG
1	G	675	ILE
1	G	676	ILE
1	G	686	MET
1	G	689	GLU
1	G	690	LEU
1	G	693	HIS
1	G	698	ASN
1	G	701	LEU
1	G	702	GLU
1	G	704	ILE
1	G	708	ARG
1	G	713	SER
1	G	714	ARG
1	G	716	LEU
1	G	719	ASP
1	G	722	GLN
1	G	723	ARG
1	G	727	LEU
1	G	728	ASN
1	G	745	GLU
1	G	752	ASP
1	G	753	VAL
1	G	754	ASP
1	G	762	HIS
1	G	774	LEU
1	G	785	GLU
1	G	787	ILE
1	G	793	ARG
1	G	799	MET
1	G	802	GLU
1	G	804	ARG
1	G	810	ARG
1	G	816	ILE
1	G	822	SER
1	G	832	MET

Continued on next page...

Continued from previous page...

Mol	Chain	Res	Type
1	G	834	LEU
1	G	838	ILE
1	G	842	LEU
1	G	843	LYS
2	H	142	PRO
3	I	48	LYS
3	I	68	PHE
3	I	83	THR
3	I	95	ASP
3	I	96	LYS
1	J	4	ASP
1	J	7	MET
1	J	12	GLU
1	J	15	PRO
1	J	17	LEU
1	J	20	SER
1	J	22	LYS
1	J	36	SER
1	J	37	SER
1	J	46	SER
1	J	61	THR
1	J	69	THR
1	J	70	LEU
1	J	72	VAL
1	J	73	LYS
1	J	75	ASP
1	J	76	GLN
1	J	97	LEU
1	J	106	LEU
1	J	109	ARG
1	J	114	MET
1	J	117	THR
1	J	121	LEU
1	J	126	VAL
1	J	127	ASN
1	J	135	TYR
1	J	136	ASN
1	J	146	LYS
1	J	149	GLN
1	J	155	ILE
1	J	157	SER
1	J	158	ILE

Continued on next page...

Continued from previous page...

Mol	Chain	Res	Type
1	J	159	SER
1	J	165	PHE
1	J	167	LEU
1	J	169	ASP
1	J	173	GLN
1	J	178	THR
1	J	185	LYS
1	J	186	THR
1	J	187	VAL
1	J	189	THR
1	J	191	ARG
1	J	193	ILE
1	J	194	GLN
1	J	198	THR
1	J	199	ILE
1	J	218	LEU
1	J	219	GLU
1	J	221	GLN
1	J	223	ILE
1	J	229	LEU
1	J	244	SER
1	J	245	ARG
1	J	251	ARG
1	J	264	ASP
1	J	273	SER
1	J	274	ARG
1	J	278	GLN
1	J	282	GLU
1	J	287	ILE
1	J	290	GLN
1	J	294	ASN
1	J	298	GLU
1	J	300	ILE
1	J	325	ILE
1	J	331	LEU
1	J	336	SER
1	J	351	ILE
1	J	354	LEU
1	J	364	LEU
1	J	365	LYS
1	J	372	GLU
1	J	376	GLU

Continued on next page...

Continued from previous page...

Mol	Chain	Res	Type
1	J	381	GLU
1	J	389	LEU
1	J	392	LEU
1	J	394	SER
1	J	399	LYS
1	J	405	ARG
1	J	410	ASN
1	J	439	LEU
1	J	447	GLN
1	J	448	GLN
1	J	449	LEU
1	J	453	GLN
1	J	455	ARG
1	J	457	TYR
1	J	462	LEU
1	J	471	ASP
1	J	474	SER
1	J	480	ILE
1	J	487	LEU
1	J	495	MET
1	J	499	GLU
1	J	506	GLU
1	J	513	ILE
1	J	518	ASP
1	J	524	GLU
1	J	532	ILE
1	J	534	SER
1	J	537	GLU
1	J	543	PRO
1	J	549	SER
1	J	561	LYS
1	J	562	SER
1	J	563	ASN
1	J	569	LYS
1	J	580	SER
1	J	593	SER
1	J	597	GLU
1	J	604	ASN
1	J	608	ILE
1	J	610	LEU
1	J	615	SER
1	J	621	LEU

Continued on next page...

Continued from previous page...

Mol	Chain	Res	Type
1	J	625	THR
1	J	664	LEU
1	J	666	SER
1	J	673	ARG
1	J	675	ILE
1	J	676	ILE
1	J	686	MET
1	J	689	GLU
1	J	690	LEU
1	J	693	HIS
1	J	698	ASN
1	J	701	LEU
1	J	702	GLU
1	J	708	ARG
1	J	713	SER
1	J	714	ARG
1	J	716	LEU
1	J	719	ASP
1	J	722	GLN
1	J	723	ARG
1	J	727	LEU
1	J	728	ASN
1	J	745	GLU
1	J	752	ASP
1	J	753	VAL
1	J	754	ASP
1	J	762	HIS
1	J	774	LEU
1	J	785	GLU
1	J	787	ILE
1	J	793	ARG
1	J	799	MET
1	J	802	GLU
1	J	804	ARG
1	J	810	ARG
1	J	816	ILE
1	J	822	SER
1	J	832	MET
1	J	834	LEU
1	J	838	ILE
1	J	842	LEU
1	J	843	LYS

Continued on next page...

Continued from previous page...

Mol	Chain	Res	Type
2	K	142	PRO
3	L	48	LYS
3	L	68	PHE
3	L	83	THR
3	L	95	ASP
3	L	96	LYS
4	0	33	SER
4	0	34	ILE
4	0	37	ARG
4	0	66	THR
4	0	72	GLU
4	0	80	ASP
4	0	100	GLU
4	0	109	PRO
4	0	116	ARG
4	0	145	SER
4	0	153	LEU
4	0	159	VAL
4	0	180	LEU
4	0	191	LYS
4	0	196	ARG
4	0	199	SER
4	0	201	VAL
4	0	206	ARG
4	0	221	LEU
4	0	223	PHE
4	0	229	THR
4	0	239	SER
4	0	242	LEU
4	0	246	GLN
4	0	263	GLN
4	0	281	SER
4	0	283	MET
4	0	287	ILE
4	0	291	LYS
4	0	293	LEU
4	0	297	ASN
4	0	299	MET
4	0	312	ARG
4	0	315	LYS
4	0	318	THR
4	0	320	LEU

Continued on next page...

Continued from previous page...

Mol	Chain	Res	Type
4	0	327	ILE
4	0	334	GLU
4	0	349	LEU
4	0	350	SER
4	0	351	THR
4	0	354	GLN
4	0	359	LYS
4	0	360	GLN
4	0	361	GLU
4	0	368	SER
4	1	16	LEU
4	1	33	SER
4	1	34	ILE
4	1	37	ARG
4	1	66	THR
4	1	72	GLU
4	1	80	ASP
4	1	100	GLU
4	1	109	PRO
4	1	116	ARG
4	1	145	SER
4	1	153	LEU
4	1	159	VAL
4	1	180	LEU
4	1	191	LYS
4	1	196	ARG
4	1	199	SER
4	1	201	VAL
4	1	206	ARG
4	1	221	LEU
4	1	223	PHE
4	1	229	THR
4	1	239	SER
4	1	242	LEU
4	1	246	GLN
4	1	263	GLN
4	1	281	SER
4	1	283	MET
4	1	287	ILE
4	1	291	LYS
4	1	293	LEU
4	1	297	ASN

Continued on next page...

Continued from previous page...

Mol	Chain	Res	Type
4	1	299	MET
4	1	312	ARG
4	1	315	LYS
4	1	318	THR
4	1	320	LEU
4	1	327	ILE
4	1	334	GLU
4	1	349	LEU
4	1	350	SER
4	1	351	THR
4	1	354	GLN
4	1	359	LYS
4	1	360	GLN
4	1	361	GLU
4	1	368	SER
4	2	16	LEU
4	2	33	SER
4	2	34	ILE
4	2	37	ARG
4	2	66	THR
4	2	72	GLU
4	2	80	ASP
4	2	100	GLU
4	2	109	PRO
4	2	116	ARG
4	2	145	SER
4	2	153	LEU
4	2	159	VAL
4	2	180	LEU
4	2	191	LYS
4	2	196	ARG
4	2	199	SER
4	2	201	VAL
4	2	206	ARG
4	2	221	LEU
4	2	223	PHE
4	2	229	THR
4	2	239	SER
4	2	242	LEU
4	2	246	GLN
4	2	263	GLN
4	2	281	SER

Continued on next page...

Continued from previous page...

Mol	Chain	Res	Type
4	2	283	MET
4	2	287	ILE
4	2	291	LYS
4	2	293	LEU
4	2	297	ASN
4	2	299	MET
4	2	312	ARG
4	2	315	LYS
4	2	318	THR
4	2	320	LEU
4	2	327	ILE
4	2	334	GLU
4	2	349	LEU
4	2	350	SER
4	2	351	THR
4	2	354	GLN
4	2	359	LYS
4	2	360	GLN
4	2	361	GLU
4	2	368	SER
4	3	16	LEU
4	3	33	SER
4	3	34	ILE
4	3	37	ARG
4	3	66	THR
4	3	72	GLU
4	3	80	ASP
4	3	100	GLU
4	3	109	PRO
4	3	116	ARG
4	3	145	SER
4	3	153	LEU
4	3	159	VAL
4	3	180	LEU
4	3	191	LYS
4	3	196	ARG
4	3	199	SER
4	3	201	VAL
4	3	206	ARG
4	3	221	LEU
4	3	223	PHE
4	3	229	THR

Continued on next page...

Continued from previous page...

Mol	Chain	Res	Type
4	3	239	SER
4	3	242	LEU
4	3	246	GLN
4	3	263	GLN
4	3	281	SER
4	3	283	MET
4	3	287	ILE
4	3	291	LYS
4	3	293	LEU
4	3	297	ASN
4	3	299	MET
4	3	312	ARG
4	3	315	LYS
4	3	318	THR
4	3	320	LEU
4	3	327	ILE
4	3	334	GLU
4	3	349	LEU
4	3	350	SER
4	3	351	THR
4	3	354	GLN
4	3	359	LYS
4	3	360	GLN
4	3	361	GLU
4	3	368	SER
4	4	16	LEU
4	4	33	SER
4	4	34	ILE
4	4	37	ARG
4	4	66	THR
4	4	72	GLU
4	4	80	ASP
4	4	100	GLU
4	4	109	PRO
4	4	116	ARG
4	4	145	SER
4	4	153	LEU
4	4	159	VAL
4	4	180	LEU
4	4	191	LYS
4	4	196	ARG
4	4	199	SER

Continued on next page...

Continued from previous page...

Mol	Chain	Res	Type
4	4	201	VAL
4	4	206	ARG
4	4	221	LEU
4	4	223	PHE
4	4	229	THR
4	4	239	SER
4	4	242	LEU
4	4	246	GLN
4	4	263	GLN
4	4	281	SER
4	4	283	MET
4	4	287	ILE
4	4	291	LYS
4	4	293	LEU
4	4	297	ASN
4	4	299	MET
4	4	312	ARG
4	4	315	LYS
4	4	318	THR
4	4	320	LEU
4	4	327	ILE
4	4	334	GLU
4	4	349	LEU
4	4	350	SER
4	4	351	THR
4	4	354	GLN
4	4	359	LYS
4	4	360	GLN
4	4	361	GLU
4	4	368	SER
4	5	33	SER
4	5	34	ILE
4	5	37	ARG
4	5	66	THR
4	5	72	GLU
4	5	80	ASP
4	5	100	GLU
4	5	109	PRO
4	5	116	ARG
4	5	145	SER
4	5	153	LEU
4	5	159	VAL

Continued on next page...

Continued from previous page...

Mol	Chain	Res	Type
4	5	180	LEU
4	5	191	LYS
4	5	196	ARG
4	5	199	SER
4	5	201	VAL
4	5	206	ARG
4	5	221	LEU
4	5	223	PHE
4	5	229	THR
4	5	239	SER
4	5	242	LEU
4	5	246	GLN
4	5	263	GLN
4	5	281	SER
4	5	283	MET
4	5	287	ILE
4	5	291	LYS
4	5	293	LEU
4	5	297	ASN
4	5	299	MET
4	5	312	ARG
4	5	315	LYS
4	5	318	THR
4	5	320	LEU
4	5	327	ILE
4	5	334	GLU
4	5	349	LEU
4	5	350	SER
4	5	351	THR
4	5	354	GLN
4	5	359	LYS
4	5	360	GLN
4	5	361	GLU
4	5	368	SER
4	6	16	LEU
4	6	33	SER
4	6	34	ILE
4	6	37	ARG
4	6	66	THR
4	6	72	GLU
4	6	80	ASP
4	6	100	GLU

Continued on next page...

Continued from previous page...

Mol	Chain	Res	Type
4	6	109	PRO
4	6	116	ARG
4	6	145	SER
4	6	153	LEU
4	6	159	VAL
4	6	180	LEU
4	6	191	LYS
4	6	196	ARG
4	6	199	SER
4	6	201	VAL
4	6	206	ARG
4	6	221	LEU
4	6	223	PHE
4	6	229	THR
4	6	239	SER
4	6	242	LEU
4	6	246	GLN
4	6	263	GLN
4	6	281	SER
4	6	283	MET
4	6	287	ILE
4	6	291	LYS
4	6	293	LEU
4	6	297	ASN
4	6	299	MET
4	6	312	ARG
4	6	315	LYS
4	6	318	THR
4	6	320	LEU
4	6	327	ILE
4	6	334	GLU
4	6	349	LEU
4	6	350	SER
4	6	351	THR
4	6	354	GLN
4	6	359	LYS
4	6	360	GLN
4	6	361	GLU
4	6	368	SER
4	7	33	SER
4	7	34	ILE
4	7	37	ARG

Continued on next page...

Continued from previous page...

Mol	Chain	Res	Type
4	7	66	THR
4	7	72	GLU
4	7	80	ASP
4	7	100	GLU
4	7	109	PRO
4	7	116	ARG
4	7	145	SER
4	7	153	LEU
4	7	159	VAL
4	7	180	LEU
4	7	191	LYS
4	7	196	ARG
4	7	199	SER
4	7	201	VAL
4	7	206	ARG
4	7	221	LEU
4	7	223	PHE
4	7	229	THR
4	7	239	SER
4	7	242	LEU
4	7	246	GLN
4	7	263	GLN
4	7	281	SER
4	7	283	MET
4	7	287	ILE
4	7	291	LYS
4	7	293	LEU
4	7	297	ASN
4	7	299	MET
4	7	312	ARG
4	7	315	LYS
4	7	318	THR
4	7	320	LEU
4	7	327	ILE
4	7	334	GLU
4	7	349	LEU
4	7	350	SER
4	7	351	THR
4	7	354	GLN
4	7	359	LYS
4	7	360	GLN
4	7	361	GLU

Continued on next page...

Continued from previous page...

Mol	Chain	Res	Type
4	7	368	SER
4	8	16	LEU
4	8	33	SER
4	8	34	ILE
4	8	37	ARG
4	8	66	THR
4	8	72	GLU
4	8	80	ASP
4	8	100	GLU
4	8	109	PRO
4	8	116	ARG
4	8	145	SER
4	8	153	LEU
4	8	159	VAL
4	8	180	LEU
4	8	191	LYS
4	8	196	ARG
4	8	199	SER
4	8	201	VAL
4	8	206	ARG
4	8	221	LEU
4	8	223	PHE
4	8	229	THR
4	8	239	SER
4	8	242	LEU
4	8	246	GLN
4	8	263	GLN
4	8	281	SER
4	8	283	MET
4	8	287	ILE
4	8	291	LYS
4	8	293	LEU
4	8	297	ASN
4	8	299	MET
4	8	312	ARG
4	8	315	LYS
4	8	318	THR
4	8	320	LEU
4	8	327	ILE
4	8	334	GLU
4	8	349	LEU
4	8	350	SER

Continued on next page...

Continued from previous page...

Mol	Chain	Res	Type
4	8	351	THR
4	8	354	GLN
4	8	359	LYS
4	8	360	GLN
4	8	361	GLU
4	8	368	SER
4	V	33	SER
4	V	34	ILE
4	V	37	ARG
4	V	66	THR
4	V	72	GLU
4	V	80	ASP
4	V	100	GLU
4	V	109	PRO
4	V	116	ARG
4	V	145	SER
4	V	153	LEU
4	V	159	VAL
4	V	180	LEU
4	V	191	LYS
4	V	196	ARG
4	V	199	SER
4	V	201	VAL
4	V	206	ARG
4	V	221	LEU
4	V	223	PHE
4	V	229	THR
4	V	239	SER
4	V	242	LEU
4	V	246	GLN
4	V	263	GLN
4	V	281	SER
4	V	283	MET
4	V	287	ILE
4	V	291	LYS
4	V	293	LEU
4	V	297	ASN
4	V	299	MET
4	V	312	ARG
4	V	315	LYS
4	V	318	THR
4	V	320	LEU

Continued on next page...

Continued from previous page...

Mol	Chain	Res	Type
4	V	327	ILE
4	V	334	GLU
4	V	349	LEU
4	V	350	SER
4	V	351	THR
4	V	354	GLN
4	V	359	LYS
4	V	360	GLN
4	V	361	GLU
4	V	368	SER
4	W	33	SER
4	W	34	ILE
4	W	37	ARG
4	W	66	THR
4	W	72	GLU
4	W	80	ASP
4	W	100	GLU
4	W	109	PRO
4	W	116	ARG
4	W	145	SER
4	W	153	LEU
4	W	159	VAL
4	W	180	LEU
4	W	191	LYS
4	W	196	ARG
4	W	199	SER
4	W	201	VAL
4	W	206	ARG
4	W	221	LEU
4	W	223	PHE
4	W	229	THR
4	W	239	SER
4	W	242	LEU
4	W	246	GLN
4	W	263	GLN
4	W	281	SER
4	W	283	MET
4	W	287	ILE
4	W	291	LYS
4	W	293	LEU
4	W	297	ASN
4	W	299	MET

Continued on next page...

Continued from previous page...

Mol	Chain	Res	Type
4	W	312	ARG
4	W	315	LYS
4	W	318	THR
4	W	320	LEU
4	W	327	ILE
4	W	334	GLU
4	W	349	LEU
4	W	350	SER
4	W	351	THR
4	W	354	GLN
4	W	359	LYS
4	W	360	GLN
4	W	361	GLU
4	W	368	SER
4	X	33	SER
4	X	34	ILE
4	X	37	ARG
4	X	66	THR
4	X	72	GLU
4	X	80	ASP
4	X	100	GLU
4	X	109	PRO
4	X	116	ARG
4	X	145	SER
4	X	153	LEU
4	X	159	VAL
4	X	180	LEU
4	X	191	LYS
4	X	196	ARG
4	X	199	SER
4	X	201	VAL
4	X	206	ARG
4	X	221	LEU
4	X	223	PHE
4	X	229	THR
4	X	239	SER
4	X	242	LEU
4	X	246	GLN
4	X	263	GLN
4	X	281	SER
4	X	283	MET
4	X	287	ILE

Continued on next page...

Continued from previous page...

Mol	Chain	Res	Type
4	X	291	LYS
4	X	293	LEU
4	X	297	ASN
4	X	299	MET
4	X	312	ARG
4	X	315	LYS
4	X	318	THR
4	X	320	LEU
4	X	327	ILE
4	X	334	GLU
4	X	349	LEU
4	X	350	SER
4	X	351	THR
4	X	354	GLN
4	X	359	LYS
4	X	360	GLN
4	X	361	GLU
4	X	368	SER
4	Y	16	LEU
4	Y	33	SER
4	Y	34	ILE
4	Y	37	ARG
4	Y	66	THR
4	Y	72	GLU
4	Y	80	ASP
4	Y	100	GLU
4	Y	109	PRO
4	Y	116	ARG
4	Y	145	SER
4	Y	153	LEU
4	Y	159	VAL
4	Y	180	LEU
4	Y	191	LYS
4	Y	196	ARG
4	Y	199	SER
4	Y	201	VAL
4	Y	206	ARG
4	Y	221	LEU
4	Y	223	PHE
4	Y	229	THR
4	Y	239	SER
4	Y	242	LEU

Continued on next page...

Continued from previous page...

Mol	Chain	Res	Type
4	Y	246	GLN
4	Y	263	GLN
4	Y	281	SER
4	Y	283	MET
4	Y	287	ILE
4	Y	291	LYS
4	Y	293	LEU
4	Y	297	ASN
4	Y	299	MET
4	Y	312	ARG
4	Y	315	LYS
4	Y	318	THR
4	Y	320	LEU
4	Y	327	ILE
4	Y	334	GLU
4	Y	349	LEU
4	Y	350	SER
4	Y	351	THR
4	Y	354	GLN
4	Y	359	LYS
4	Y	360	GLN
4	Y	361	GLU
4	Y	368	SER
4	Z	16	LEU
4	Z	33	SER
4	Z	34	ILE
4	Z	37	ARG
4	Z	66	THR
4	Z	72	GLU
4	Z	80	ASP
4	Z	100	GLU
4	Z	109	PRO
4	Z	116	ARG
4	Z	145	SER
4	Z	153	LEU
4	Z	159	VAL
4	Z	180	LEU
4	Z	191	LYS
4	Z	196	ARG
4	Z	199	SER
4	Z	201	VAL
4	Z	206	ARG

Continued on next page...

Continued from previous page...

Mol	Chain	Res	Type
4	Z	221	LEU
4	Z	223	PHE
4	Z	229	THR
4	Z	239	SER
4	Z	242	LEU
4	Z	246	GLN
4	Z	263	GLN
4	Z	281	SER
4	Z	283	MET
4	Z	287	ILE
4	Z	291	LYS
4	Z	293	LEU
4	Z	297	ASN
4	Z	299	MET
4	Z	312	ARG
4	Z	315	LYS
4	Z	318	THR
4	Z	320	LEU
4	Z	327	ILE
4	Z	334	GLU
4	Z	349	LEU
4	Z	350	SER
4	Z	351	THR
4	Z	354	GLN
4	Z	359	LYS
4	Z	360	GLN
4	Z	361	GLU
4	Z	368	SER

Some sidechains can be flipped to improve hydrogen bonding and reduce clashes. All (184) such sidechains are listed below:

Mol	Chain	Res	Type
1	A	29	ASN
1	A	127	ASN
1	A	149	GLN
1	A	164	GLN
1	A	188	ASN
1	A	194	GLN
1	A	221	GLN
1	A	253	HIS
1	A	290	GLN
1	A	368	GLN

Continued on next page...

Continued from previous page...

Mol	Chain	Res	Type
1	A	424	ASN
1	A	453	GLN
1	A	481	ASN
1	A	484	ASN
1	A	563	ASN
1	A	564	ASN
1	A	578	HIS
1	A	612	GLN
1	A	656	ASN
1	A	670	HIS
1	A	762	HIS
2	B	159	HIS
3	C	52	ASN
1	D	29	ASN
1	D	127	ASN
1	D	149	GLN
1	D	164	GLN
1	D	188	ASN
1	D	194	GLN
1	D	221	GLN
1	D	253	HIS
1	D	290	GLN
1	D	368	GLN
1	D	424	ASN
1	D	447	GLN
1	D	453	GLN
1	D	481	ASN
1	D	484	ASN
1	D	563	ASN
1	D	564	ASN
1	D	578	HIS
1	D	612	GLN
1	D	656	ASN
1	D	670	HIS
1	D	698	ASN
1	D	757	GLN
1	D	762	HIS
1	D	817	GLN
2	E	159	HIS
3	F	39	GLN
3	F	52	ASN
3	F	81	GLN

Continued on next page...

Continued from previous page...

Mol	Chain	Res	Type
1	G	29	ASN
1	G	127	ASN
1	G	164	GLN
1	G	188	ASN
1	G	194	GLN
1	G	221	GLN
1	G	253	HIS
1	G	290	GLN
1	G	368	GLN
1	G	424	ASN
1	G	447	GLN
1	G	453	GLN
1	G	481	ASN
1	G	484	ASN
1	G	563	ASN
1	G	564	ASN
1	G	578	HIS
1	G	612	GLN
1	G	656	ASN
1	G	670	HIS
1	G	728	ASN
1	G	762	HIS
3	I	39	GLN
3	I	40	ASN
3	I	52	ASN
3	I	81	GLN
3	I	109	HIS
1	J	29	ASN
1	J	127	ASN
1	J	164	GLN
1	J	188	ASN
1	J	194	GLN
1	J	221	GLN
1	J	253	HIS
1	J	290	GLN
1	J	368	GLN
1	J	424	ASN
1	J	447	GLN
1	J	453	GLN
1	J	481	ASN
1	J	484	ASN
1	J	563	ASN

Continued on next page...

Continued from previous page...

Mol	Chain	Res	Type
1	J	564	ASN
1	J	578	HIS
1	J	612	GLN
1	J	656	ASN
1	J	670	HIS
1	J	698	ASN
1	J	762	HIS
2	K	159	HIS
3	L	39	GLN
3	L	52	ASN
4	0	41	GLN
4	0	92	ASN
4	0	137	GLN
4	0	252	ASN
4	0	263	GLN
4	0	354	GLN
4	1	41	GLN
4	1	92	ASN
4	1	137	GLN
4	1	252	ASN
4	1	263	GLN
4	1	354	GLN
4	2	41	GLN
4	2	92	ASN
4	2	137	GLN
4	2	252	ASN
4	2	263	GLN
4	2	354	GLN
4	3	41	GLN
4	3	92	ASN
4	3	137	GLN
4	3	252	ASN
4	3	263	GLN
4	3	354	GLN
4	4	41	GLN
4	4	92	ASN
4	4	137	GLN
4	4	252	ASN
4	4	263	GLN
4	5	41	GLN
4	5	92	ASN
4	5	137	GLN

Continued on next page...

Continued from previous page...

Mol	Chain	Res	Type
4	5	252	ASN
4	5	263	GLN
4	6	41	GLN
4	6	92	ASN
4	6	137	GLN
4	6	252	ASN
4	6	263	GLN
4	7	41	GLN
4	7	92	ASN
4	7	137	GLN
4	7	252	ASN
4	7	263	GLN
4	8	41	GLN
4	8	92	ASN
4	8	137	GLN
4	8	252	ASN
4	8	263	GLN
4	8	354	GLN
4	V	41	GLN
4	V	92	ASN
4	V	137	GLN
4	V	252	ASN
4	V	263	GLN
4	V	354	GLN
4	W	41	GLN
4	W	92	ASN
4	W	137	GLN
4	W	252	ASN
4	W	263	GLN
4	W	354	GLN
4	X	41	GLN
4	X	92	ASN
4	X	137	GLN
4	X	252	ASN
4	X	263	GLN
4	X	354	GLN
4	Y	41	GLN
4	Y	92	ASN
4	Y	137	GLN
4	Y	252	ASN
4	Y	263	GLN
4	Y	354	GLN

Continued on next page...

Continued from previous page...

Mol	Chain	Res	Type
4	Z	41	GLN
4	Z	92	ASN
4	Z	137	GLN
4	Z	252	ASN
4	Z	263	GLN
4	Z	354	GLN

5.3.3 RNA ⓘ

There are no RNA molecules in this entry.

5.4 Non-standard residues in protein, DNA, RNA chains ⓘ

180 non-standard protein/DNA/RNA residues are modelled in this entry.

In the following table, the Counts columns list the number of bonds (or angles) for which Mogul statistics could be retrieved, the number of bonds (or angles) that are observed in the model and the number of bonds (or angles) that are defined in the chemical component dictionary. The Link column lists molecule types, if any, to which the group is linked. The Z score for a bond length (or angle) is the number of standard deviations the observed value is removed from the expected value. A bond length (or angle) with $|Z| > 2$ is considered an outlier worth inspection. RMSZ is the root-mean-square of all Z scores of the bond lengths (or angles).

Mol	Type	Chain	Res	Link	Bond lengths			Bond angles		
					Counts	RMSZ	$\# Z > 2$	Counts	RMSZ	$\# Z > 2$
1	MLY	A	107	1	8,10,11	0.43	0	9,11,13	0.66	0
1	MLY	A	130	1	8,10,11	0.59	0	9,11,13	1.06	1 (11%)
1	MLY	A	138	1	8,10,11	1.34	1 (12%)	9,11,13	0.80	0
1	MLY	A	19	1	8,10,11	1.14	1 (12%)	9,11,13	0.68	0
1	MLY	A	190	1	8,10,11	1.11	1 (12%)	9,11,13	0.70	0
1	MLY	A	236	1	8,10,11	0.37	0	9,11,13	1.33	1 (11%)
1	MLY	A	248	1	8,10,11	0.75	0	9,11,13	0.92	1 (11%)
1	MLY	A	272	1	8,10,11	1.04	1 (12%)	9,11,13	0.57	0
1	MLY	A	295	1	8,10,11	0.77	0	9,11,13	0.46	0
1	MLY	A	296	1	8,10,11	0.57	0	9,11,13	0.75	0
1	MLY	A	30	1	8,10,11	0.68	0	9,11,13	0.82	0
1	MLY	A	348	1	8,10,11	0.82	0	9,11,13	0.82	0
1	MLY	A	35	1	8,10,11	0.57	0	9,11,13	0.69	0
1	MLY	A	353	1	8,10,11	0.87	0	9,11,13	0.79	0
1	MLY	A	367	1	8,10,11	0.65	0	9,11,13	0.60	0
1	MLY	A	369	1	8,10,11	0.55	0	9,11,13	0.92	1 (11%)

Mol	Type	Chain	Res	Link	Bond lengths			Bond angles		
					Counts	RMSZ	# Z > 2	Counts	RMSZ	# Z > 2
1	MLY	A	385	1	8,10,11	1.01	1 (12%)	9,11,13	0.54	0
1	MLY	A	415	1	8,10,11	0.76	0	9,11,13	0.44	0
1	MLY	A	431	1	8,10,11	0.46	0	9,11,13	0.77	0
1	MLY	A	436	1	8,10,11	1.07	1 (12%)	9,11,13	0.57	0
1	MLY	A	486	1	8,10,11	0.34	0	9,11,13	0.60	0
1	MLY	A	49	1	8,10,11	1.07	1 (12%)	9,11,13	0.98	0
1	MLY	A	504	1	8,10,11	0.82	0	9,11,13	0.49	0
1	MLY	A	505	1	8,10,11	0.89	1 (12%)	9,11,13	0.39	0
1	MLY	A	528	1	8,10,11	0.81	0	9,11,13	1.16	1 (11%)
1	MLY	A	55	1	8,10,11	0.65	0	9,11,13	0.97	0
1	MLY	A	551	1	8,10,11	0.49	0	9,11,13	0.65	0
1	MLY	A	553	1,4	8,10,11	0.63	0	9,11,13	0.59	0
1	MLY	A	59	1	8,10,11	0.77	0	9,11,13	0.76	0
1	MLY	A	598	1	8,10,11	0.86	1 (12%)	9,11,13	0.73	0
1	MLY	A	600	1	8,10,11	0.51	0	9,11,13	0.48	0
1	MLY	A	613	1	8,10,11	0.50	0	9,11,13	0.92	0
1	MLY	A	617	1	8,10,11	0.89	1 (12%)	9,11,13	0.46	0
1	MLY	A	63	1	8,10,11	0.80	0	9,11,13	0.94	0
1	MLY	A	659	1	8,10,11	0.52	0	9,11,13	0.94	0
1	MLY	A	681	1	8,10,11	0.62	0	9,11,13	0.63	0
1	MLY	A	764	1	8,10,11	0.69	0	9,11,13	0.56	0
1	MLY	A	768	1	8,10,11	0.63	0	9,11,13	0.85	0
1	MLY	A	782	1	8,10,11	0.50	0	9,11,13	0.94	1 (11%)
1	MLY	A	827	1	8,10,11	0.67	0	9,11,13	0.95	1 (11%)
1	MLY	A	833	1	8,10,11	0.98	1 (12%)	9,11,13	0.58	0
1	MLY	A	837	1	8,10,11	0.54	0	9,11,13	0.57	0
1	MLY	A	839	1,2	8,10,11	0.68	0	9,11,13	0.78	0
1	MLY	A	84	1	8,10,11	0.45	0	9,11,13	0.79	0
1	MLY	A	87	1	8,10,11	1.15	1 (12%)	9,11,13	0.68	0
1	MLY	D	107	1	8,10,11	0.47	0	9,11,13	0.67	0
1	MLY	D	130	1	8,10,11	0.58	0	9,11,13	1.06	1 (11%)
1	MLY	D	138	1	8,10,11	1.40	1 (12%)	9,11,13	0.81	0
1	MLY	D	19	1	8,10,11	1.21	1 (12%)	9,11,13	0.70	0
1	MLY	D	190	1	8,10,11	1.07	1 (12%)	9,11,13	0.70	0
1	MLY	D	236	1	8,10,11	0.36	0	9,11,13	1.32	1 (11%)
1	MLY	D	248	1	8,10,11	0.73	0	9,11,13	0.92	1 (11%)
1	MLY	D	272	1	8,10,11	1.02	1 (12%)	9,11,13	0.58	0
1	MLY	D	295	1	8,10,11	0.71	0	9,11,13	0.48	0
1	MLY	D	296	1	8,10,11	0.61	0	9,11,13	0.77	0

Mol	Type	Chain	Res	Link	Bond lengths			Bond angles		
					Counts	RMSZ	# Z > 2	Counts	RMSZ	# Z > 2
1	MLY	D	30	1	8,10,11	0.72	0	9,11,13	0.84	1 (11%)
1	MLY	D	348	1	8,10,11	0.79	0	9,11,13	0.80	0
1	MLY	D	35	1	8,10,11	0.59	0	9,11,13	0.67	0
1	MLY	D	353	1	8,10,11	0.85	0	9,11,13	0.79	0
1	MLY	D	367	1	8,10,11	0.63	0	9,11,13	0.60	0
1	MLY	D	369	1	8,10,11	0.55	0	9,11,13	0.92	1 (11%)
1	MLY	D	385	1	8,10,11	0.99	1 (12%)	9,11,13	0.55	0
1	MLY	D	415	1	8,10,11	0.77	0	9,11,13	0.45	0
1	MLY	D	431	1	8,10,11	0.46	0	9,11,13	0.77	0
1	MLY	D	436	1	8,10,11	1.15	1 (12%)	9,11,13	0.57	0
1	MLY	D	486	1	8,10,11	0.35	0	9,11,13	0.61	0
1	MLY	D	49	1	8,10,11	1.09	1 (12%)	9,11,13	0.99	0
1	MLY	D	504	1	8,10,11	0.78	0	9,11,13	0.49	0
1	MLY	D	505	1	8,10,11	0.85	1 (12%)	9,11,13	0.40	0
1	MLY	D	528	1	8,10,11	0.82	0	9,11,13	1.17	1 (11%)
1	MLY	D	55	1	8,10,11	0.65	0	9,11,13	0.98	0
1	MLY	D	551	1	8,10,11	0.51	0	9,11,13	0.66	0
1	MLY	D	553	1,4	8,10,11	0.63	0	9,11,13	0.59	0
1	MLY	D	59	1	8,10,11	0.79	0	9,11,13	0.76	0
1	MLY	D	598	1	8,10,11	0.89	1 (12%)	9,11,13	0.69	0
1	MLY	D	600	1	8,10,11	0.50	0	9,11,13	0.47	0
1	MLY	D	613	1	8,10,11	0.48	0	9,11,13	0.92	0
1	MLY	D	617	1	8,10,11	0.93	1 (12%)	9,11,13	0.46	0
1	MLY	D	63	1	8,10,11	0.78	0	9,11,13	0.95	0
1	MLY	D	659	1	8,10,11	0.55	0	9,11,13	0.95	0
1	MLY	D	681	1	8,10,11	0.59	0	9,11,13	0.65	0
1	MLY	D	764	1	8,10,11	0.65	0	9,11,13	0.56	0
1	MLY	D	768	1	8,10,11	0.62	0	9,11,13	0.87	0
1	MLY	D	782	1	8,10,11	0.48	0	9,11,13	0.92	1 (11%)
1	MLY	D	827	1	8,10,11	0.65	0	9,11,13	0.96	1 (11%)
1	MLY	D	833	1	8,10,11	0.95	1 (12%)	9,11,13	0.58	0
1	MLY	D	837	1	8,10,11	0.55	0	9,11,13	0.58	0
1	MLY	D	839	1	8,10,11	0.69	0	9,11,13	0.77	0
1	MLY	D	84	1	8,10,11	0.49	0	9,11,13	0.80	0
1	MLY	D	87	1	8,10,11	1.12	1 (12%)	9,11,13	0.68	0
1	MLY	G	107	1	8,10,11	0.44	0	9,11,13	0.66	0
1	MLY	G	130	1	8,10,11	0.58	0	9,11,13	1.07	1 (11%)
1	MLY	G	138	1	8,10,11	1.32	1 (12%)	9,11,13	0.80	0
1	MLY	G	19	1	8,10,11	1.17	1 (12%)	9,11,13	0.71	0

Mol	Type	Chain	Res	Link	Bond lengths			Bond angles		
					Counts	RMSZ	# Z > 2	Counts	RMSZ	# Z > 2
1	MLY	G	190	1	8,10,11	1.11	1 (12%)	9,11,13	0.70	0
1	MLY	G	236	1	8,10,11	0.36	0	9,11,13	1.32	1 (11%)
1	MLY	G	248	1	8,10,11	0.72	0	9,11,13	0.93	1 (11%)
1	MLY	G	272	1	8,10,11	1.01	1 (12%)	9,11,13	0.56	0
1	MLY	G	295	1	8,10,11	0.73	0	9,11,13	0.47	0
1	MLY	G	296	1	8,10,11	0.60	0	9,11,13	0.76	0
1	MLY	G	30	1	8,10,11	0.69	0	9,11,13	0.83	1 (11%)
1	MLY	G	348	1	8,10,11	0.84	0	9,11,13	0.82	0
1	MLY	G	35	1	8,10,11	0.59	0	9,11,13	0.67	0
1	MLY	G	353	1	8,10,11	0.87	0	9,11,13	0.79	0
1	MLY	G	367	1	8,10,11	0.68	0	9,11,13	0.62	0
1	MLY	G	369	1	8,10,11	0.55	0	9,11,13	0.92	1 (11%)
1	MLY	G	385	1	8,10,11	1.00	1 (12%)	9,11,13	0.57	0
1	MLY	G	415	1	8,10,11	0.74	0	9,11,13	0.44	0
1	MLY	G	431	1	8,10,11	0.49	0	9,11,13	0.77	0
1	MLY	G	436	1	8,10,11	1.09	1 (12%)	9,11,13	0.57	0
1	MLY	G	486	1	8,10,11	0.35	0	9,11,13	0.60	0
1	MLY	G	49	1	8,10,11	1.09	1 (12%)	9,11,13	0.98	0
1	MLY	G	504	1	8,10,11	0.77	0	9,11,13	0.49	0
1	MLY	G	505	1	8,10,11	0.87	1 (12%)	9,11,13	0.40	0
1	MLY	G	528	1	8,10,11	0.80	0	9,11,13	1.18	1 (11%)
1	MLY	G	55	1	8,10,11	0.68	0	9,11,13	0.99	0
1	MLY	G	551	1	8,10,11	0.50	0	9,11,13	0.66	0
1	MLY	G	553	1,4	8,10,11	0.63	0	9,11,13	0.59	0
1	MLY	G	59	1	8,10,11	0.73	0	9,11,13	0.77	0
1	MLY	G	598	1	8,10,11	0.83	1 (12%)	9,11,13	0.71	0
1	MLY	G	600	1	8,10,11	0.52	0	9,11,13	0.47	0
1	MLY	G	613	1	8,10,11	0.51	0	9,11,13	0.92	0
1	MLY	G	617	1	8,10,11	0.89	1 (12%)	9,11,13	0.45	0
1	MLY	G	63	1	8,10,11	0.82	0	9,11,13	0.94	0
1	MLY	G	659	1	8,10,11	0.55	0	9,11,13	0.94	0
1	MLY	G	681	1	8,10,11	0.66	0	9,11,13	0.64	0
1	MLY	G	764	1	8,10,11	0.63	0	9,11,13	0.58	0
1	MLY	G	768	1	8,10,11	0.63	0	9,11,13	0.87	0
1	MLY	G	782	1	8,10,11	0.47	0	9,11,13	0.92	1 (11%)
1	MLY	G	827	1	8,10,11	0.65	0	9,11,13	0.96	1 (11%)
1	MLY	G	833	1	8,10,11	0.98	1 (12%)	9,11,13	0.60	0
1	MLY	G	837	1	8,10,11	0.52	0	9,11,13	0.55	0
1	MLY	G	839	1	8,10,11	0.68	0	9,11,13	0.79	0

Mol	Type	Chain	Res	Link	Bond lengths			Bond angles		
					Counts	RMSZ	# Z > 2	Counts	RMSZ	# Z > 2
1	MLY	G	84	1	8,10,11	0.46	0	9,11,13	0.81	0
1	MLY	G	87	1	8,10,11	1.17	1 (12%)	9,11,13	0.68	0
1	MLY	J	107	1	8,10,11	0.45	0	9,11,13	0.67	0
1	MLY	J	130	1	8,10,11	0.56	0	9,11,13	1.06	1 (11%)
1	MLY	J	138	1	8,10,11	1.35	1 (12%)	9,11,13	0.80	0
1	MLY	J	19	1	8,10,11	1.19	1 (12%)	9,11,13	0.70	0
1	MLY	J	190	1	8,10,11	1.10	1 (12%)	9,11,13	0.70	0
1	MLY	J	236	1	8,10,11	0.38	0	9,11,13	1.31	1 (11%)
1	MLY	J	248	1	8,10,11	0.73	0	9,11,13	0.93	1 (11%)
1	MLY	J	272	1	8,10,11	1.05	1 (12%)	9,11,13	0.57	0
1	MLY	J	295	1	8,10,11	0.69	0	9,11,13	0.48	0
1	MLY	J	296	1	8,10,11	0.64	0	9,11,13	0.78	1 (11%)
1	MLY	J	30	1	8,10,11	0.68	0	9,11,13	0.82	1 (11%)
1	MLY	J	348	1	8,10,11	0.79	0	9,11,13	0.80	0
1	MLY	J	35	1	8,10,11	0.59	0	9,11,13	0.67	0
1	MLY	J	353	1	8,10,11	0.85	0	9,11,13	0.78	0
1	MLY	J	367	1	8,10,11	0.64	0	9,11,13	0.60	0
1	MLY	J	369	1	8,10,11	0.53	0	9,11,13	0.92	1 (11%)
1	MLY	J	385	1	8,10,11	1.01	1 (12%)	9,11,13	0.54	0
1	MLY	J	415	1	8,10,11	0.79	0	9,11,13	0.45	0
1	MLY	J	431	1	8,10,11	0.46	0	9,11,13	0.78	0
1	MLY	J	436	1	8,10,11	1.09	1 (12%)	9,11,13	0.57	0
1	MLY	J	486	1	8,10,11	0.32	0	9,11,13	0.61	0
1	MLY	J	49	1	8,10,11	1.09	1 (12%)	9,11,13	1.00	0
1	MLY	J	504	1	8,10,11	0.76	0	9,11,13	0.48	0
1	MLY	J	505	1	8,10,11	0.93	1 (12%)	9,11,13	0.38	0
1	MLY	J	528	1	8,10,11	0.81	0	9,11,13	1.17	1 (11%)
1	MLY	J	55	1	8,10,11	0.66	0	9,11,13	0.98	0
1	MLY	J	551	1	8,10,11	0.50	0	9,11,13	0.66	0
1	MLY	J	553	1,4	8,10,11	0.61	0	9,11,13	0.57	0
1	MLY	J	59	1	8,10,11	0.77	0	9,11,13	0.78	0
1	MLY	J	598	1	8,10,11	0.85	1 (12%)	9,11,13	0.70	0
1	MLY	J	600	1	8,10,11	0.53	0	9,11,13	0.47	0
1	MLY	J	613	1	8,10,11	0.49	0	9,11,13	0.93	0
1	MLY	J	617	1	8,10,11	0.92	1 (12%)	9,11,13	0.45	0
1	MLY	J	63	1	8,10,11	0.78	0	9,11,13	0.94	0
1	MLY	J	659	1	8,10,11	0.51	0	9,11,13	0.93	0
1	MLY	J	681	1	8,10,11	0.61	0	9,11,13	0.64	0
1	MLY	J	764	1	8,10,11	0.65	0	9,11,13	0.59	0

Mol	Type	Chain	Res	Link	Bond lengths			Bond angles		
					Counts	RMSZ	# Z > 2	Counts	RMSZ	# Z > 2
1	MLY	J	768	1	8,10,11	0.66	0	9,11,13	0.86	0
1	MLY	J	782	1	8,10,11	0.50	0	9,11,13	0.94	1 (11%)
1	MLY	J	827	1	8,10,11	0.70	0	9,11,13	0.94	1 (11%)
1	MLY	J	833	1	8,10,11	1.04	1 (12%)	9,11,13	0.58	0
1	MLY	J	837	1	8,10,11	0.53	0	9,11,13	0.59	0
1	MLY	J	839	1	8,10,11	0.69	0	9,11,13	0.76	0
1	MLY	J	84	1	8,10,11	0.45	0	9,11,13	0.80	0
1	MLY	J	87	1	8,10,11	1.18	1 (12%)	9,11,13	0.68	0

In the following table, the Chirals column lists the number of chiral outliers, the number of chiral centers analysed, the number of these observed in the model and the number defined in the chemical component dictionary. Similar counts are reported in the Torsion and Rings columns. '-' means no outliers of that kind were identified.

Mol	Type	Chain	Res	Link	Chirals	Torsions	Rings
1	MLY	A	107	1	-	0/7/9/11	0/0/0/0
1	MLY	A	130	1	-	0/7/9/11	0/0/0/0
1	MLY	A	138	1	-	0/7/9/11	0/0/0/0
1	MLY	A	19	1	-	0/7/9/11	0/0/0/0
1	MLY	A	190	1	-	0/7/9/11	0/0/0/0
1	MLY	A	236	1	-	0/7/9/11	0/0/0/0
1	MLY	A	248	1	-	0/7/9/11	0/0/0/0
1	MLY	A	272	1	-	0/7/9/11	0/0/0/0
1	MLY	A	295	1	-	0/7/9/11	0/0/0/0
1	MLY	A	296	1	-	0/7/9/11	0/0/0/0
1	MLY	A	30	1	-	0/7/9/11	0/0/0/0
1	MLY	A	348	1	-	0/7/9/11	0/0/0/0
1	MLY	A	35	1	-	0/7/9/11	0/0/0/0
1	MLY	A	353	1	-	0/7/9/11	0/0/0/0
1	MLY	A	367	1	-	0/7/9/11	0/0/0/0
1	MLY	A	369	1	-	0/7/9/11	0/0/0/0
1	MLY	A	385	1	-	0/7/9/11	0/0/0/0
1	MLY	A	415	1	-	0/7/9/11	0/0/0/0
1	MLY	A	431	1	-	0/7/9/11	0/0/0/0
1	MLY	A	436	1	-	0/7/9/11	0/0/0/0
1	MLY	A	486	1	-	0/7/9/11	0/0/0/0
1	MLY	A	49	1	-	0/7/9/11	0/0/0/0
1	MLY	A	504	1	-	0/7/9/11	0/0/0/0
1	MLY	A	505	1	-	0/7/9/11	0/0/0/0
1	MLY	A	528	1	-	0/7/9/11	0/0/0/0
1	MLY	A	55	1	-	0/7/9/11	0/0/0/0
1	MLY	A	551	1	-	0/7/9/11	0/0/0/0

Continued on next page...

Continued from previous page...

Mol	Type	Chain	Res	Link	Chirals	Torsions	Rings
1	MLY	A	553	1,4	-	0/7/9/11	0/0/0/0
1	MLY	A	59	1	-	0/7/9/11	0/0/0/0
1	MLY	A	598	1	-	0/7/9/11	0/0/0/0
1	MLY	A	600	1	-	0/7/9/11	0/0/0/0
1	MLY	A	613	1	-	0/7/9/11	0/0/0/0
1	MLY	A	617	1	-	0/7/9/11	0/0/0/0
1	MLY	A	63	1	-	0/7/9/11	0/0/0/0
1	MLY	A	659	1	-	0/7/9/11	0/0/0/0
1	MLY	A	681	1	-	0/7/9/11	0/0/0/0
1	MLY	A	764	1	-	0/7/9/11	0/0/0/0
1	MLY	A	768	1	-	0/7/9/11	0/0/0/0
1	MLY	A	782	1	-	0/7/9/11	0/0/0/0
1	MLY	A	827	1	-	0/7/9/11	0/0/0/0
1	MLY	A	833	1	-	0/7/9/11	0/0/0/0
1	MLY	A	837	1	-	0/7/9/11	0/0/0/0
1	MLY	A	839	1,2	-	0/7/9/11	0/0/0/0
1	MLY	A	84	1	-	0/7/9/11	0/0/0/0
1	MLY	A	87	1	-	0/7/9/11	0/0/0/0
1	MLY	D	107	1	-	0/7/9/11	0/0/0/0
1	MLY	D	130	1	-	0/7/9/11	0/0/0/0
1	MLY	D	138	1	-	0/7/9/11	0/0/0/0
1	MLY	D	19	1	-	0/7/9/11	0/0/0/0
1	MLY	D	190	1	-	0/7/9/11	0/0/0/0
1	MLY	D	236	1	-	0/7/9/11	0/0/0/0
1	MLY	D	248	1	-	0/7/9/11	0/0/0/0
1	MLY	D	272	1	-	0/7/9/11	0/0/0/0
1	MLY	D	295	1	-	0/7/9/11	0/0/0/0
1	MLY	D	296	1	-	0/7/9/11	0/0/0/0
1	MLY	D	30	1	-	0/7/9/11	0/0/0/0
1	MLY	D	348	1	-	0/7/9/11	0/0/0/0
1	MLY	D	35	1	-	0/7/9/11	0/0/0/0
1	MLY	D	353	1	-	0/7/9/11	0/0/0/0
1	MLY	D	367	1	-	0/7/9/11	0/0/0/0
1	MLY	D	369	1	-	0/7/9/11	0/0/0/0
1	MLY	D	385	1	-	0/7/9/11	0/0/0/0
1	MLY	D	415	1	-	0/7/9/11	0/0/0/0
1	MLY	D	431	1	-	0/7/9/11	0/0/0/0
1	MLY	D	436	1	-	0/7/9/11	0/0/0/0
1	MLY	D	486	1	-	0/7/9/11	0/0/0/0
1	MLY	D	49	1	-	0/7/9/11	0/0/0/0
1	MLY	D	504	1	-	0/7/9/11	0/0/0/0
1	MLY	D	505	1	-	0/7/9/11	0/0/0/0

Continued on next page...

Continued from previous page...

Mol	Type	Chain	Res	Link	Chirals	Torsions	Rings
1	MLY	D	528	1	-	0/7/9/11	0/0/0/0
1	MLY	D	55	1	-	0/7/9/11	0/0/0/0
1	MLY	D	551	1	-	0/7/9/11	0/0/0/0
1	MLY	D	553	1,4	-	0/7/9/11	0/0/0/0
1	MLY	D	59	1	-	0/7/9/11	0/0/0/0
1	MLY	D	598	1	-	0/7/9/11	0/0/0/0
1	MLY	D	600	1	-	0/7/9/11	0/0/0/0
1	MLY	D	613	1	-	0/7/9/11	0/0/0/0
1	MLY	D	617	1	-	0/7/9/11	0/0/0/0
1	MLY	D	63	1	-	0/7/9/11	0/0/0/0
1	MLY	D	659	1	-	0/7/9/11	0/0/0/0
1	MLY	D	681	1	-	0/7/9/11	0/0/0/0
1	MLY	D	764	1	-	0/7/9/11	0/0/0/0
1	MLY	D	768	1	-	0/7/9/11	0/0/0/0
1	MLY	D	782	1	-	0/7/9/11	0/0/0/0
1	MLY	D	827	1	-	0/7/9/11	0/0/0/0
1	MLY	D	833	1	-	0/7/9/11	0/0/0/0
1	MLY	D	837	1	-	0/7/9/11	0/0/0/0
1	MLY	D	839	1	-	0/7/9/11	0/0/0/0
1	MLY	D	84	1	-	0/7/9/11	0/0/0/0
1	MLY	D	87	1	-	0/7/9/11	0/0/0/0
1	MLY	G	107	1	-	0/7/9/11	0/0/0/0
1	MLY	G	130	1	-	0/7/9/11	0/0/0/0
1	MLY	G	138	1	-	0/7/9/11	0/0/0/0
1	MLY	G	19	1	-	0/7/9/11	0/0/0/0
1	MLY	G	190	1	-	0/7/9/11	0/0/0/0
1	MLY	G	236	1	-	0/7/9/11	0/0/0/0
1	MLY	G	248	1	-	0/7/9/11	0/0/0/0
1	MLY	G	272	1	-	0/7/9/11	0/0/0/0
1	MLY	G	295	1	-	0/7/9/11	0/0/0/0
1	MLY	G	296	1	-	0/7/9/11	0/0/0/0
1	MLY	G	30	1	-	0/7/9/11	0/0/0/0
1	MLY	G	348	1	-	0/7/9/11	0/0/0/0
1	MLY	G	35	1	-	0/7/9/11	0/0/0/0
1	MLY	G	353	1	-	0/7/9/11	0/0/0/0
1	MLY	G	367	1	-	0/7/9/11	0/0/0/0
1	MLY	G	369	1	-	0/7/9/11	0/0/0/0
1	MLY	G	385	1	-	0/7/9/11	0/0/0/0
1	MLY	G	415	1	-	0/7/9/11	0/0/0/0
1	MLY	G	431	1	-	0/7/9/11	0/0/0/0
1	MLY	G	436	1	-	0/7/9/11	0/0/0/0
1	MLY	G	486	1	-	0/7/9/11	0/0/0/0

Continued on next page...

Continued from previous page...

Mol	Type	Chain	Res	Link	Chirals	Torsions	Rings
1	MLY	G	49	1	-	0/7/9/11	0/0/0/0
1	MLY	G	504	1	-	0/7/9/11	0/0/0/0
1	MLY	G	505	1	-	0/7/9/11	0/0/0/0
1	MLY	G	528	1	-	0/7/9/11	0/0/0/0
1	MLY	G	55	1	-	0/7/9/11	0/0/0/0
1	MLY	G	551	1	-	0/7/9/11	0/0/0/0
1	MLY	G	553	1,4	-	0/7/9/11	0/0/0/0
1	MLY	G	59	1	-	0/7/9/11	0/0/0/0
1	MLY	G	598	1	-	0/7/9/11	0/0/0/0
1	MLY	G	600	1	-	0/7/9/11	0/0/0/0
1	MLY	G	613	1	-	0/7/9/11	0/0/0/0
1	MLY	G	617	1	-	0/7/9/11	0/0/0/0
1	MLY	G	63	1	-	0/7/9/11	0/0/0/0
1	MLY	G	659	1	-	0/7/9/11	0/0/0/0
1	MLY	G	681	1	-	0/7/9/11	0/0/0/0
1	MLY	G	764	1	-	0/7/9/11	0/0/0/0
1	MLY	G	768	1	-	0/7/9/11	0/0/0/0
1	MLY	G	782	1	-	0/7/9/11	0/0/0/0
1	MLY	G	827	1	-	0/7/9/11	0/0/0/0
1	MLY	G	833	1	-	0/7/9/11	0/0/0/0
1	MLY	G	837	1	-	0/7/9/11	0/0/0/0
1	MLY	G	839	1	-	0/7/9/11	0/0/0/0
1	MLY	G	84	1	-	0/7/9/11	0/0/0/0
1	MLY	G	87	1	-	0/7/9/11	0/0/0/0
1	MLY	J	107	1	-	0/7/9/11	0/0/0/0
1	MLY	J	130	1	-	0/7/9/11	0/0/0/0
1	MLY	J	138	1	-	0/7/9/11	0/0/0/0
1	MLY	J	19	1	-	0/7/9/11	0/0/0/0
1	MLY	J	190	1	-	0/7/9/11	0/0/0/0
1	MLY	J	236	1	-	0/7/9/11	0/0/0/0
1	MLY	J	248	1	-	0/7/9/11	0/0/0/0
1	MLY	J	272	1	-	0/7/9/11	0/0/0/0
1	MLY	J	295	1	-	0/7/9/11	0/0/0/0
1	MLY	J	296	1	-	0/7/9/11	0/0/0/0
1	MLY	J	30	1	-	0/7/9/11	0/0/0/0
1	MLY	J	348	1	-	0/7/9/11	0/0/0/0
1	MLY	J	35	1	-	0/7/9/11	0/0/0/0
1	MLY	J	353	1	-	0/7/9/11	0/0/0/0
1	MLY	J	367	1	-	0/7/9/11	0/0/0/0
1	MLY	J	369	1	-	0/7/9/11	0/0/0/0
1	MLY	J	385	1	-	0/7/9/11	0/0/0/0
1	MLY	J	415	1	-	0/7/9/11	0/0/0/0

Continued on next page...

Continued from previous page...

Mol	Type	Chain	Res	Link	Chirals	Torsions	Rings
1	MLY	J	431	1	-	0/7/9/11	0/0/0/0
1	MLY	J	436	1	-	0/7/9/11	0/0/0/0
1	MLY	J	486	1	-	0/7/9/11	0/0/0/0
1	MLY	J	49	1	-	0/7/9/11	0/0/0/0
1	MLY	J	504	1	-	0/7/9/11	0/0/0/0
1	MLY	J	505	1	-	0/7/9/11	0/0/0/0
1	MLY	J	528	1	-	0/7/9/11	0/0/0/0
1	MLY	J	55	1	-	0/7/9/11	0/0/0/0
1	MLY	J	551	1	-	0/7/9/11	0/0/0/0
1	MLY	J	553	1,4	-	0/7/9/11	0/0/0/0
1	MLY	J	59	1	-	0/7/9/11	0/0/0/0
1	MLY	J	598	1	-	0/7/9/11	0/0/0/0
1	MLY	J	600	1	-	0/7/9/11	0/0/0/0
1	MLY	J	613	1	-	0/7/9/11	0/0/0/0
1	MLY	J	617	1	-	0/7/9/11	0/0/0/0
1	MLY	J	63	1	-	0/7/9/11	0/0/0/0
1	MLY	J	659	1	-	0/7/9/11	0/0/0/0
1	MLY	J	681	1	-	0/7/9/11	0/0/0/0
1	MLY	J	764	1	-	0/7/9/11	0/0/0/0
1	MLY	J	768	1	-	0/7/9/11	0/0/0/0
1	MLY	J	782	1	-	0/7/9/11	0/0/0/0
1	MLY	J	827	1	-	0/7/9/11	0/0/0/0
1	MLY	J	833	1	-	0/7/9/11	0/0/0/0
1	MLY	J	837	1	-	0/7/9/11	0/0/0/0
1	MLY	J	839	1	-	0/7/9/11	0/0/0/0
1	MLY	J	84	1	-	0/7/9/11	0/0/0/0
1	MLY	J	87	1	-	0/7/9/11	0/0/0/0

All (48) bond length outliers are listed below:

Mol	Chain	Res	Type	Atoms	Z	Observed(Å)	Ideal(Å)
1	D	138	MLY	CB-CA	-3.69	1.48	1.53
1	J	138	MLY	CB-CA	-3.55	1.48	1.53
1	A	138	MLY	CB-CA	-3.50	1.48	1.53
1	G	138	MLY	CB-CA	-3.45	1.48	1.53
1	D	19	MLY	CB-CA	-3.14	1.49	1.53
1	J	19	MLY	CB-CA	-3.07	1.49	1.53
1	G	87	MLY	CB-CA	-3.05	1.49	1.53
1	J	87	MLY	CB-CA	-3.04	1.49	1.53
1	D	436	MLY	CB-CA	-3.01	1.49	1.53
1	G	19	MLY	CB-CA	-2.97	1.49	1.53
1	A	87	MLY	CB-CA	-2.97	1.49	1.53

Continued on next page...

Continued from previous page...

Mol	Chain	Res	Type	Atoms	Z	Observed(Å)	Ideal(Å)
1	A	19	MLY	CB-CA	-2.90	1.49	1.53
1	D	87	MLY	CB-CA	-2.90	1.49	1.53
1	G	436	MLY	CB-CA	-2.84	1.49	1.53
1	J	436	MLY	CB-CA	-2.82	1.49	1.53
1	A	436	MLY	CB-CA	-2.77	1.49	1.53
1	D	49	MLY	CB-CA	-2.76	1.49	1.53
1	J	49	MLY	CB-CA	-2.75	1.49	1.53
1	J	272	MLY	CB-CA	-2.74	1.49	1.53
1	G	49	MLY	CB-CA	-2.74	1.49	1.53
1	A	49	MLY	CB-CA	-2.70	1.49	1.53
1	A	272	MLY	CB-CA	-2.69	1.49	1.53
1	G	272	MLY	CB-CA	-2.63	1.50	1.53
1	D	272	MLY	CB-CA	-2.63	1.50	1.53
1	G	190	MLY	CB-CA	-2.53	1.50	1.53
1	J	190	MLY	CB-CA	-2.49	1.50	1.53
1	A	190	MLY	CB-CA	-2.49	1.50	1.53
1	J	833	MLY	CB-CA	-2.44	1.50	1.53
1	J	385	MLY	CB-CA	-2.42	1.50	1.53
1	D	190	MLY	CB-CA	-2.41	1.50	1.53
1	A	385	MLY	CB-CA	-2.39	1.50	1.53
1	G	385	MLY	CB-CA	-2.36	1.50	1.53
1	D	385	MLY	CB-CA	-2.32	1.50	1.53
1	D	598	MLY	CB-CA	-2.30	1.50	1.53
1	A	833	MLY	CB-CA	-2.24	1.50	1.53
1	J	505	MLY	CB-CA	-2.24	1.50	1.53
1	A	598	MLY	CB-CA	-2.22	1.50	1.53
1	D	617	MLY	CB-CA	-2.22	1.50	1.53
1	J	598	MLY	CB-CA	-2.20	1.50	1.53
1	G	833	MLY	CB-CA	-2.19	1.50	1.53
1	J	617	MLY	CB-CA	-2.18	1.50	1.53
1	A	505	MLY	CB-CA	-2.15	1.50	1.53
1	G	598	MLY	CB-CA	-2.13	1.50	1.53
1	D	833	MLY	CB-CA	-2.13	1.50	1.53
1	G	505	MLY	CB-CA	-2.12	1.50	1.53
1	A	617	MLY	CB-CA	-2.11	1.50	1.53
1	G	617	MLY	CB-CA	-2.09	1.50	1.53
1	D	505	MLY	CB-CA	-2.03	1.50	1.53

All (32) bond angle outliers are listed below:

Mol	Chain	Res	Type	Atoms	Z	Observed(°)	Ideal(°)
1	A	236	MLY	O-C-CA	-3.25	117.01	125.72

Continued on next page...

Continued from previous page...

Mol	Chain	Res	Type	Atoms	Z	Observed(°)	Ideal(°)
1	D	236	MLY	O-C-CA	-3.23	117.06	125.72
1	G	236	MLY	O-C-CA	-3.21	117.11	125.72
1	J	236	MLY	O-C-CA	-3.19	117.17	125.72
1	D	528	MLY	O-C-CA	-3.10	117.42	125.72
1	G	528	MLY	O-C-CA	-3.10	117.42	125.72
1	J	528	MLY	O-C-CA	-3.06	117.52	125.72
1	A	528	MLY	O-C-CA	-3.06	117.52	125.72
1	D	827	MLY	O-C-CA	-2.56	118.85	125.72
1	A	827	MLY	O-C-CA	-2.56	118.85	125.72
1	G	827	MLY	O-C-CA	-2.54	118.91	125.72
1	J	827	MLY	O-C-CA	-2.51	118.99	125.72
1	G	130	MLY	O-C-CA	-2.50	119.01	125.72
1	J	130	MLY	O-C-CA	-2.48	119.08	125.72
1	D	130	MLY	O-C-CA	-2.48	119.08	125.72
1	A	130	MLY	O-C-CA	-2.46	119.13	125.72
1	J	248	MLY	O-C-CA	-2.21	119.79	125.72
1	G	248	MLY	O-C-CA	-2.21	119.81	125.72
1	D	369	MLY	O-C-CA	-2.20	119.83	125.72
1	G	369	MLY	O-C-CA	-2.20	119.83	125.72
1	A	248	MLY	O-C-CA	-2.20	119.83	125.72
1	J	369	MLY	O-C-CA	-2.19	119.85	125.72
1	A	369	MLY	O-C-CA	-2.18	119.88	125.72
1	D	248	MLY	O-C-CA	-2.17	119.90	125.72
1	D	30	MLY	O-C-CA	-2.05	120.24	125.72
1	G	30	MLY	O-C-CA	-2.02	120.29	125.72
1	J	296	MLY	O-C-CA	-2.01	120.32	125.72
1	J	30	MLY	O-C-CA	-2.00	120.36	125.72
1	D	782	MLY	CB-CA-N	2.07	116.36	110.54
1	G	782	MLY	CB-CA-N	2.08	116.38	110.54
1	A	782	MLY	CB-CA-N	2.10	116.44	110.54
1	J	782	MLY	CB-CA-N	2.11	116.47	110.54

There are no chirality outliers.

There are no torsion outliers.

There are no ring outliers.

124 monomers are involved in 525 short contacts:

Mol	Chain	Res	Type	Clashes	Symm-Clashes
1	A	107	MLY	3	0
1	A	138	MLY	1	0
1	A	190	MLY	2	0

Continued on next page...

Continued from previous page...

Mol	Chain	Res	Type	Clashes	Symm-Clashes
1	A	248	MLY	2	0
1	A	272	MLY	1	0
1	A	295	MLY	6	0
1	A	296	MLY	2	0
1	A	30	MLY	1	0
1	A	348	MLY	5	0
1	A	369	MLY	1	0
1	A	415	MLY	1	0
1	A	436	MLY	2	0
1	A	486	MLY	3	0
1	A	49	MLY	3	0
1	A	504	MLY	4	0
1	A	505	MLY	11	0
1	A	528	MLY	2	0
1	A	55	MLY	1	0
1	A	551	MLY	2	0
1	A	553	MLY	17	0
1	A	59	MLY	2	0
1	A	598	MLY	1	0
1	A	600	MLY	1	0
1	A	617	MLY	1	0
1	A	63	MLY	3	0
1	A	659	MLY	2	0
1	A	764	MLY	7	0
1	A	768	MLY	14	0
1	A	782	MLY	1	0
1	A	837	MLY	1	0
1	A	839	MLY	15	0
1	A	87	MLY	3	0
1	D	107	MLY	2	0
1	D	138	MLY	1	0
1	D	190	MLY	2	0
1	D	248	MLY	2	0
1	D	272	MLY	1	0
1	D	295	MLY	6	0
1	D	296	MLY	3	0
1	D	30	MLY	1	0
1	D	348	MLY	6	0
1	D	415	MLY	1	0
1	D	436	MLY	2	0
1	D	486	MLY	3	0
1	D	49	MLY	3	0

Continued on next page...

Continued from previous page...

Mol	Chain	Res	Type	Clashes	Symm-Clashes
1	D	528	MLY	3	0
1	D	55	MLY	1	0
1	D	551	MLY	1	0
1	D	553	MLY	16	0
1	D	59	MLY	2	0
1	D	598	MLY	1	0
1	D	600	MLY	1	0
1	D	617	MLY	1	0
1	D	63	MLY	3	0
1	D	659	MLY	2	0
1	D	764	MLY	2	0
1	D	768	MLY	6	0
1	D	782	MLY	32	0
1	D	837	MLY	1	0
1	D	839	MLY	16	0
1	D	87	MLY	3	0
1	G	107	MLY	3	0
1	G	138	MLY	1	0
1	G	190	MLY	2	0
1	G	248	MLY	2	0
1	G	272	MLY	1	0
1	G	295	MLY	5	0
1	G	296	MLY	2	0
1	G	30	MLY	1	0
1	G	348	MLY	4	0
1	G	369	MLY	1	0
1	G	415	MLY	1	0
1	G	436	MLY	2	0
1	G	486	MLY	3	0
1	G	49	MLY	2	0
1	G	528	MLY	3	0
1	G	55	MLY	1	0
1	G	551	MLY	2	0
1	G	553	MLY	16	0
1	G	59	MLY	3	0
1	G	598	MLY	1	0
1	G	600	MLY	1	0
1	G	617	MLY	1	0
1	G	63	MLY	3	0
1	G	659	MLY	2	0
1	G	764	MLY	12	0
1	G	768	MLY	15	0

Continued on next page...

Continued from previous page...

Mol	Chain	Res	Type	Clashes	Symm-Clashes
1	G	782	MLY	1	0
1	G	827	MLY	1	0
1	G	837	MLY	1	0
1	G	839	MLY	4	0
1	G	84	MLY	18	0
1	G	87	MLY	2	0
1	J	107	MLY	3	0
1	J	138	MLY	1	0
1	J	190	MLY	2	0
1	J	248	MLY	2	0
1	J	272	MLY	1	0
1	J	295	MLY	6	0
1	J	296	MLY	3	0
1	J	30	MLY	1	0
1	J	348	MLY	5	0
1	J	415	MLY	1	0
1	J	436	MLY	2	0
1	J	486	MLY	3	0
1	J	49	MLY	2	0
1	J	528	MLY	3	0
1	J	55	MLY	1	0
1	J	551	MLY	1	0
1	J	553	MLY	17	0
1	J	59	MLY	3	0
1	J	598	MLY	1	0
1	J	600	MLY	1	0
1	J	617	MLY	1	0
1	J	63	MLY	4	0
1	J	659	MLY	2	0
1	J	764	MLY	26	0
1	J	768	MLY	41	0
1	J	782	MLY	1	0
1	J	827	MLY	1	0
1	J	837	MLY	1	0
1	J	839	MLY	5	0
1	J	84	MLY	25	0
1	J	87	MLY	3	0

5.5 Carbohydrates ⓘ

There are no carbohydrates in this entry.

5.6 Ligand geometry [i](#)

There are no ligands in this entry.

5.7 Other polymers [i](#)

There are no such residues in this entry.

5.8 Polymer linkage issues [i](#)

There are no chain breaks in this entry.