



Full wwPDB X-ray Structure Validation Report ⓘ

Feb 1, 2016 – 08:04 PM GMT

PDB ID : 4P6F
Title : Crystal structure of the peptolide 12C bound to bacterial ribosome
Authors : Fagan, C.E.; Dunham, C.M.
Deposited on : 2014-03-24
Resolution : 3.60 Å(reported)

This is a Full wwPDB X-ray Structure Validation Report for a publicly released PDB entry.
We welcome your comments at validation@mail.wwpdb.org
A user guide is available at
<http://wwpdb.org/validation/2016/XrayValidationReportHelp>
with specific help available everywhere you see the ⓘ symbol.

The following versions of software and data (see [references ⓘ](#)) were used in the production of this report:

MolProbity : 4.02b-467
Mogul : 1.7 (RC4), CSD as536be (2015)
Xtriage (Phenix) : 1.9-1692
EDS : rb-20026688
Percentile statistics : 20151230.v01 (using entries in the PDB archive December 30th 2015)
Refmac : 5.8.0135
CCP4 : 6.5.0
Ideal geometry (proteins) : Engh & Huber (2001)
Ideal geometry (DNA, RNA) : Parkinson et al. (1996)
Validation Pipeline (wwPDB-VP) : trunk26865

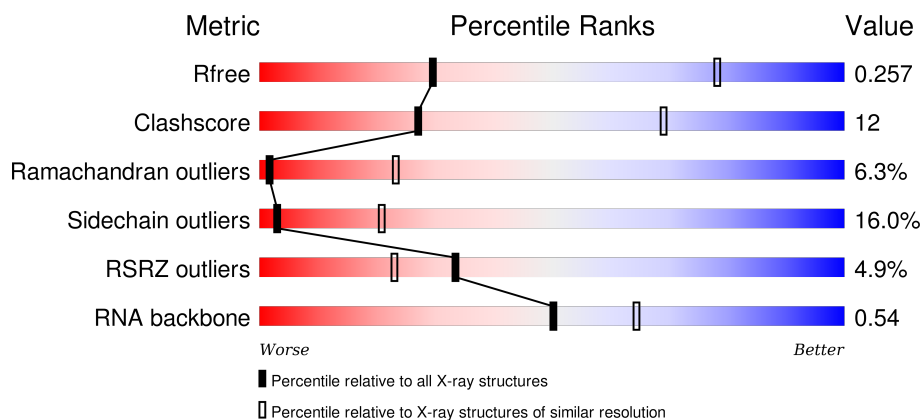
1 Overall quality at a glance i

The following experimental techniques were used to determine the structure:

X-RAY DIFFRACTION

The reported resolution of this entry is 3.60 Å.

Percentile scores (ranging between 0-100) for global validation metrics of the entry are shown in the following graphic. The table shows the number of entries on which the scores are based.



Metric	Whole archive (#Entries)	Similar resolution (#Entries, resolution range(Å))
R_{free}	91344	1408 (3.80-3.40)
Clashscore	102246	1010 (3.74-3.46)
Ramachandran outliers	100387	1007 (3.76-3.44)
Sidechain outliers	100360	1007 (3.76-3.44)
RSRZ outliers	91569	1003 (3.78-3.42)
RNA backbone	2183	1058 (4.40-2.80)

The table below summarises the geometric issues observed across the polymeric chains and their fit to the electron density. The red, orange, yellow and green segments on the lower bar indicate the fraction of residues that contain outliers for ≥ 3 , 2, 1 and 0 types of geometric quality criteria. A grey segment represents the fraction of residues that are not modelled. The numeric value for each fraction is indicated below the corresponding segment, with a dot representing fractions $\leq 5\%$. The upper red bar (where present) indicates the fraction of residues that have poor fit to the electron density. The numeric value is given above the bar.

Mol	Chain	Length	Quality of chain
1	QA	1522	<div> <div>4%</div> <div>54%</div> <div>35%</div> <div>9%</div> <div>..</div> </div>
1	XA	1522	<div> <div>3%</div> <div>56%</div> <div>33%</div> <div>9%</div> <div>.</div> </div>
2	QB	256	<div> <div>10%</div> <div>48%</div> <div>36%</div> <div>7%</div> <div>7%</div> </div>
2	XB	256	<div> <div>5%</div> <div>46%</div> <div>36%</div> <div>10%</div> <div>7%</div> </div>








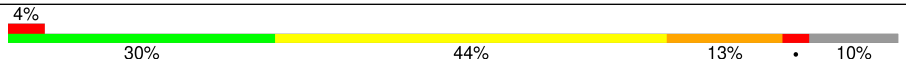


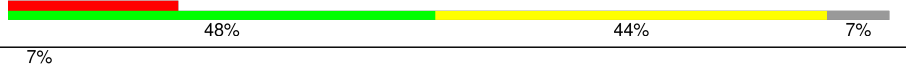
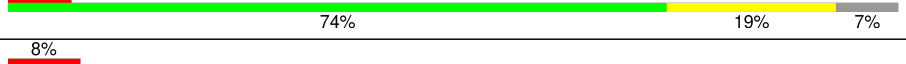













Continued on next page...

Continued from previous page...

Mol	Chain	Length	Quality of chain
3	QC	239	
3	XC	239	
4	QD	209	
4	XD	209	
5	QE	162	
5	XE	162	
6	QF	101	
6	XF	101	
7	QG	156	
7	XG	156	
8	QH	138	
8	XH	138	
9	QI	128	
9	XI	128	
10	QJ	105	
10	XJ	105	
11	QK	129	
11	XK	129	
12	QL	132	
12	XL	132	
13	QM	126	
13	XM	126	
14	QN	61	
14	XN	61	
15	QO	89	


























Continued on next page...

Continued from previous page...

Mol	Chain	Length	Quality of chain
15	XO	89	
16	QP	88	
16	XP	88	
17	QQ	105	
17	XQ	105	
18	QR	88	
18	XR	88	
19	QS	93	
19	XS	93	
20	QT	106	
20	XT	106	
21	QU	27	
21	XU	27	
22	QV	77	
22	XV	77	
23	QW	76	
23	QY	76	
23	XW	76	
23	XY	76	
24	QX	24	
24	XX	24	
25	RA	2915	
25	YA	2915	
26	RB	122	
26	YB	122	

Continued on next page...

Continued from previous page...

Mol	Chain	Length	Quality of chain
27	RD	276	
27	YD	276	
28	RE	206	
28	YE	206	
29	RF	210	
29	YF	210	
30	RG	182	
30	YG	182	
31	RH	180	
31	YH	180	
32	RI	148	
32	YI	148	
33	RN	140	
33	YN	140	
34	RO	122	
34	YO	122	
35	RP	150	
35	YP	150	
36	RQ	141	
36	YQ	141	
37	RR	118	
37	YR	118	
38	RS	112	
38	YS	112	
39	RT	146	


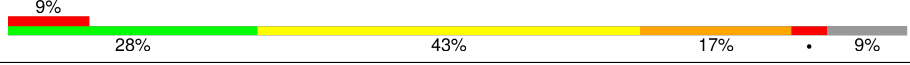

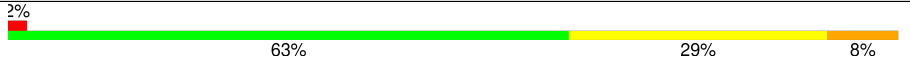


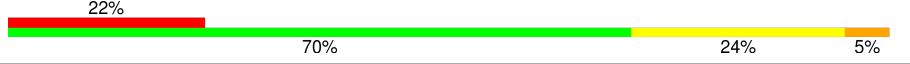
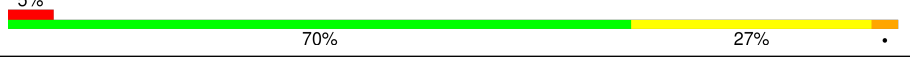

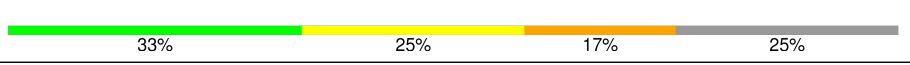
Continued on next page...

Continued from previous page...

Mol	Chain	Length	Quality of chain
39	YT	146	
40	RU	118	
40	YU	118	
41	RV	101	
41	YV	101	
42	RW	113	
42	YW	113	
43	RX	96	
43	YX	96	
44	RY	110	
44	YY	110	
45	RZ	206	
45	YZ	206	
46	R0	85	
46	Y0	85	
47	R1	98	
47	Y1	98	
48	R2	72	
48	Y2	72	
49	R3	60	
49	Y3	60	
50	R4	71	
50	Y4	71	
51	R5	60	
51	Y5	60	

Continued on next page...

Continued from previous page...

Mol	Chain	Length	Quality of chain
52	R6	54	
52	Y6	54	
53	R7	49	
53	Y7	49	
54	R8	65	
54	Y8	65	
55	R9	37	
55	Y9	37	
56	Z7	12	
56	Z8	12	

The following table lists non-polymeric compounds, carbohydrate monomers and non-standard residues in protein, DNA, RNA chains that are outliers for geometric or electron-density-fit criteria:

Mol	Type	Chain	Res	Chirality	Geometry	Clashes	Electron density
57	MG	QA	1604	-	-	-	X
57	MG	QA	1607	-	-	-	X
57	MG	QA	1610	-	-	-	X
57	MG	QA	1613	-	-	-	X
57	MG	QA	1614	-	-	-	X
57	MG	QA	1615	-	-	-	X
57	MG	QA	1620	-	-	-	X
57	MG	QA	1640	-	-	-	X
57	MG	QA	1644	-	-	-	X
57	MG	QA	1649	-	-	-	X
57	MG	QA	1650	-	-	-	X
57	MG	QA	1652	-	-	-	X
57	MG	QA	1656	-	-	-	X
57	MG	QA	1658	-	-	-	X
57	MG	QA	1660	-	-	-	X
57	MG	QA	1665	-	-	-	X
57	MG	QA	1666	-	-	-	X
57	MG	QF	201	-	-	-	X
57	MG	RA	3003	-	-	-	X
57	MG	RA	3005	-	-	-	X

Continued on next page...

Continued from previous page...

Mol	Type	Chain	Res	Chirality	Geometry	Clashes	Electron density
57	MG	RA	3006	-	-	-	X
57	MG	RA	3010	-	-	-	X
57	MG	RA	3015	-	-	-	X
57	MG	RA	3017	-	-	-	X
57	MG	RA	3019	-	-	-	X
57	MG	RA	3020	-	-	-	X
57	MG	RA	3024	-	-	-	X
57	MG	RA	3026	-	-	-	X
57	MG	RA	3031	-	-	-	X
57	MG	RA	3033	-	-	-	X
57	MG	RA	3034	-	-	-	X
57	MG	RA	3035	-	-	-	X
57	MG	RA	3036	-	-	-	X
57	MG	RA	3038	-	-	-	X
57	MG	RA	3039	-	-	-	X
57	MG	RA	3042	-	-	-	X
57	MG	RA	3044	-	-	-	X
57	MG	RA	3049	-	-	-	X
57	MG	RA	3050	-	-	-	X
57	MG	RA	3052	-	-	-	X
57	MG	RA	3055	-	-	-	X
57	MG	RA	3058	-	-	-	X
57	MG	RA	3059	-	-	-	X
57	MG	RA	3062	-	-	-	X
57	MG	RA	3063	-	-	-	X
57	MG	RA	3064	-	-	-	X
57	MG	RA	3067	-	-	-	X
57	MG	RA	3073	-	-	-	X
57	MG	RA	3076	-	-	-	X
57	MG	RA	3078	-	-	-	X
57	MG	RA	3080	-	-	-	X
57	MG	RA	3084	-	-	-	X
57	MG	RA	3086	-	-	-	X
57	MG	RA	3087	-	-	-	X
57	MG	RA	3088	-	-	-	X
57	MG	RA	3093	-	-	-	X
57	MG	RA	3096	-	-	-	X
57	MG	RA	3097	-	-	-	X
57	MG	RA	3099	-	-	-	X
57	MG	RA	3104	-	-	-	X
57	MG	RA	3105	-	-	-	X
57	MG	RA	3115	-	-	-	X

Continued on next page...

Continued from previous page...

Mol	Type	Chain	Res	Chirality	Geometry	Clashes	Electron density
57	MG	RA	3118	-	-	-	X
57	MG	RA	3119	-	-	-	X
57	MG	RA	3121	-	-	-	X
57	MG	RA	3122	-	-	-	X
57	MG	RA	3129	-	-	-	X
57	MG	RA	3133	-	-	-	X
57	MG	RA	3139	-	-	-	X
57	MG	RA	3144	-	-	-	X
57	MG	RA	3147	-	-	-	X
57	MG	RA	3148	-	-	-	X
57	MG	RA	3152	-	-	-	X
57	MG	RA	3154	-	-	-	X
57	MG	RA	3157	-	-	-	X
57	MG	RA	3159	-	-	-	X
57	MG	RA	3160	-	-	-	X
57	MG	RA	3168	-	-	-	X
57	MG	RA	3176	-	-	-	X
57	MG	RA	3182	-	-	-	X
57	MG	RA	3185	-	-	-	X
57	MG	RA	3194	-	-	-	X
57	MG	RA	3196	-	-	-	X
57	MG	RA	3202	-	-	-	X
57	MG	RA	3203	-	-	-	X
57	MG	RA	3212	-	-	-	X
57	MG	RA	3214	-	-	-	X
57	MG	RA	3216	-	-	-	X
57	MG	RA	3217	-	-	-	X
57	MG	RA	3218	-	-	-	X
57	MG	RA	3220	-	-	-	X
57	MG	RA	3226	-	-	-	X
57	MG	RA	3236	-	-	-	X
57	MG	RA	3237	-	-	-	X
57	MG	RA	3239	-	-	-	X
57	MG	RA	3242	-	-	-	X
57	MG	RA	3243	-	-	-	X
57	MG	RA	3245	-	-	-	X
57	MG	RD	301	-	-	-	X
57	MG	RP	202	-	-	-	X
57	MG	RP	204	-	-	-	X
57	MG	XA	1603	-	-	-	X
57	MG	XA	1604	-	-	-	X
57	MG	XA	1608	-	-	-	X

Continued on next page...

Continued from previous page...

Mol	Type	Chain	Res	Chirality	Geometry	Clashes	Electron density
57	MG	XA	1610	-	-	-	X
57	MG	XA	1615	-	-	-	X
57	MG	XA	1618	-	-	-	X
57	MG	XA	1619	-	-	-	X
57	MG	XA	1621	-	-	-	X
57	MG	XA	1628	-	-	-	X
57	MG	XA	1629	-	-	-	X
57	MG	XA	1633	-	-	-	X
57	MG	XA	1634	-	-	-	X
57	MG	XA	1635	-	-	-	X
57	MG	XA	1641	-	-	-	X
57	MG	XA	1644	-	-	-	X
57	MG	XA	1650	-	-	-	X
57	MG	XA	1655	-	-	-	X
57	MG	XA	1658	-	-	-	X
57	MG	XA	1659	-	-	-	X
57	MG	XA	1663	-	-	-	X
57	MG	XA	1665	-	-	-	X
57	MG	XA	1670	-	-	-	X
57	MG	XB	301	-	-	-	X
57	MG	XV	101	-	-	-	X
57	MG	YA	3002	-	-	-	X
57	MG	YA	3004	-	-	-	X
57	MG	YA	3006	-	-	-	X
57	MG	YA	3008	-	-	-	X
57	MG	YA	3009	-	-	-	X
57	MG	YA	3011	-	-	-	X
57	MG	YA	3013	-	-	-	X
57	MG	YA	3014	-	-	-	X
57	MG	YA	3015	-	-	-	X
57	MG	YA	3017	-	-	-	X
57	MG	YA	3022	-	-	-	X
57	MG	YA	3023	-	-	-	X
57	MG	YA	3024	-	-	-	X
57	MG	YA	3025	-	-	-	X
57	MG	YA	3026	-	-	-	X
57	MG	YA	3028	-	-	-	X
57	MG	YA	3031	-	-	-	X
57	MG	YA	3032	-	-	-	X
57	MG	YA	3033	-	-	-	X
57	MG	YA	3034	-	-	-	X
57	MG	YA	3035	-	-	-	X

Continued on next page...

Continued from previous page...

Mol	Type	Chain	Res	Chirality	Geometry	Clashes	Electron density
57	MG	YA	3036	-	-	-	X
57	MG	YA	3037	-	-	-	X
57	MG	YA	3042	-	-	-	X
57	MG	YA	3044	-	-	-	X
57	MG	YA	3047	-	-	-	X
57	MG	YA	3048	-	-	-	X
57	MG	YA	3049	-	-	-	X
57	MG	YA	3050	-	-	-	X
57	MG	YA	3053	-	-	-	X
57	MG	YA	3057	-	-	-	X
57	MG	YA	3058	-	-	-	X
57	MG	YA	3067	-	-	-	X
57	MG	YA	3068	-	-	-	X
57	MG	YA	3073	-	-	-	X
57	MG	YA	3074	-	-	-	X
57	MG	YA	3080	-	-	-	X
57	MG	YA	3086	-	-	-	X
57	MG	YA	3088	-	-	-	X
57	MG	YA	3089	-	-	-	X
57	MG	YA	3094	-	-	-	X
57	MG	YA	3098	-	-	-	X
57	MG	YA	3099	-	-	-	X
57	MG	YA	3100	-	-	-	X
57	MG	YA	3103	-	-	-	X
57	MG	YA	3107	-	-	-	X
57	MG	YA	3108	-	-	-	X
57	MG	YA	3112	-	-	-	X
57	MG	YA	3113	-	-	-	X
57	MG	YA	3119	-	-	-	X
57	MG	YA	3123	-	-	-	X
57	MG	YA	3124	-	-	-	X
57	MG	YA	3134	-	-	-	X
57	MG	YA	3135	-	-	-	X
57	MG	YA	3136	-	-	-	X
57	MG	YA	3138	-	-	-	X
57	MG	YA	3140	-	-	-	X
57	MG	YA	3141	-	-	-	X
57	MG	YA	3143	-	-	-	X
57	MG	YA	3151	-	-	-	X
57	MG	YA	3156	-	-	-	X
57	MG	YA	3163	-	-	-	X
57	MG	YA	3165	-	-	-	X

Continued on next page...

Continued from previous page...

Mol	Type	Chain	Res	Chirality	Geometry	Clashes	Electron density
57	MG	YA	3166	-	-	-	X
57	MG	YA	3170	-	-	-	X
57	MG	YA	3171	-	-	-	X
57	MG	YA	3175	-	-	-	X
57	MG	YA	3176	-	-	-	X
57	MG	YA	3178	-	-	-	X
57	MG	YA	3179	-	-	-	X
57	MG	YA	3180	-	-	-	X
57	MG	YA	3183	-	-	-	X
57	MG	YA	3188	-	-	-	X
57	MG	YA	3190	-	-	-	X
57	MG	YA	3193	-	-	-	X
57	MG	YA	3196	-	-	-	X
57	MG	YA	3199	-	-	-	X
57	MG	YA	3201	-	-	-	X
57	MG	YA	3202	-	-	-	X
57	MG	YA	3206	-	-	-	X
57	MG	YA	3214	-	-	-	X
57	MG	YA	3219	-	-	-	X
57	MG	YA	3228	-	-	-	X
57	MG	YA	3229	-	-	-	X
57	MG	YA	3233	-	-	-	X
57	MG	YA	3236	-	-	-	X
57	MG	YA	3247	-	-	-	X
57	MG	YA	3249	-	-	-	X
57	MG	YA	3250	-	-	-	X
57	MG	YA	3253	-	-	-	X
57	MG	YA	3255	-	-	-	X
57	MG	YA	3256	-	-	-	X
57	MG	YA	3267	-	-	-	X
57	MG	YA	3276	-	-	-	X
57	MG	YA	3277	-	-	-	X
57	MG	YB	203	-	-	-	X
57	MG	YE	301	-	-	-	X
57	MG	YP	201	-	-	-	X

2 Entry composition

There are 59 unique types of molecules in this entry. The entry contains 295487 atoms, of which 0 are hydrogens and 0 are deuteriums.

In the tables below, the ZeroOcc column contains the number of atoms modelled with zero occupancy, the AltConf column contains the number of residues with at least one atom in alternate conformation and the Trace column contains the number of residues modelled with at most 2 atoms.

- Molecule 1 is a RNA chain called 16S ribosomal RNA.

Mol	Chain	Residues	Atoms					ZeroOcc	AltConf	Trace
1	QA	1500	Total	C	N	O	P	0	0	0
			32247	14353	5981	10414	1499			
1	XA	1500	Total	C	N	O	P	0	0	0
			32249	14354	5984	10412	1499			

- Molecule 2 is a protein called 30S ribosomal protein S2.

Mol	Chain	Residues	Atoms					ZeroOcc	AltConf	Trace
2	QB	237	Total	C	N	O	S	0	0	0
			1924	1228	344	347	5			
2	XB	237	Total	C	N	O	S	0	0	0
			1924	1228	344	347	5			

- Molecule 3 is a protein called 30S ribosomal protein S3.

Mol	Chain	Residues	Atoms					ZeroOcc	AltConf	Trace
3	QC	205	Total	C	N	O	S	0	0	0
			1605	1011	313	280	1			
3	XC	205	Total	C	N	O	S	0	0	0
			1605	1011	313	280	1			

- Molecule 4 is a protein called 30S ribosomal protein S4.

Mol	Chain	Residues	Atoms					ZeroOcc	AltConf	Trace
4	QD	208	Total	C	N	O	S	0	0	0
			1703	1066	339	291	7			
4	XD	208	Total	C	N	O	S	0	0	0
			1703	1066	339	291	7			

- Molecule 5 is a protein called 30S ribosomal protein S5.

Mol	Chain	Residues	Atoms					ZeroOcc	AltConf	Trace
5	QE	151	Total	C	N	O	S	0	0	0
			1155	729	218	204	4			
5	XE	151	Total	C	N	O	S	0	0	0
			1155	729	218	204	4			

- Molecule 6 is a protein called 30S ribosomal protein S6.

Mol	Chain	Residues	Atoms					ZeroOcc	AltConf	Trace
6	QF	101	Total	C	N	O	S	0	0	0
			843	531	155	154	3			
6	XF	101	Total	C	N	O	S	0	0	0
			843	531	155	154	3			

- Molecule 7 is a protein called 30S ribosomal protein S7.

Mol	Chain	Residues	Atoms					ZeroOcc	AltConf	Trace
7	QG	155	Total	C	N	O	S	0	0	0
			1257	781	252	218	6			
7	XG	155	Total	C	N	O	S	0	0	0
			1257	781	252	218	6			

- Molecule 8 is a protein called 30S ribosomal protein S8.

Mol	Chain	Residues	Atoms					ZeroOcc	AltConf	Trace
8	QH	138	Total	C	N	O	S	0	0	0
			1116	705	215	193	3			
8	XH	138	Total	C	N	O	S	0	0	0
			1116	705	215	193	3			

- Molecule 9 is a protein called 30S ribosomal protein S9.

Mol	Chain	Residues	Atoms					ZeroOcc	AltConf	Trace
9	QI	127	Total	C	N	O		0	0	0
			1010	639	197	174				
9	XI	127	Total	C	N	O		0	0	0
			1010	639	197	174				

- Molecule 10 is a protein called 30S ribosomal protein S10.

Mol	Chain	Residues	Atoms					ZeroOcc	AltConf	Trace
10	QJ	99	Total	C	N	O	S	0	0	0
			801	504	157	139	1			

Continued on next page...

Continued from previous page...

Mol	Chain	Residues	Atoms					ZeroOcc	AltConf	Trace
10	XJ	99	Total	C	N	O	S	0	0	0
			801	504	157	139	1			

- Molecule 11 is a protein called 30S ribosomal protein S11.

Mol	Chain	Residues	Atoms					ZeroOcc	AltConf	Trace
11	QK	119	Total	C	N	O	S	0	0	0
			885	549	168	165	3			
11	XK	119	Total	C	N	O	S	0	0	0
			885	549	168	165	3			

- Molecule 12 is a protein called 30S ribosomal protein S12.

Mol	Chain	Residues	Atoms					ZeroOcc	AltConf	Trace
12	QL	125	Total	C	N	O	S	0	0	0
			975	614	196	164	1			
12	XL	125	Total	C	N	O	S	0	0	0
			975	614	196	164	1			

- Molecule 13 is a protein called 30S ribosomal protein S13.

Mol	Chain	Residues	Atoms					ZeroOcc	AltConf	Trace
13	QM	121	Total	C	N	O	S	0	0	0
			964	597	199	166	2			
13	XM	121	Total	C	N	O	S	0	0	0
			964	597	199	166	2			

- Molecule 14 is a protein called 30S ribosomal protein S14 type Z.

Mol	Chain	Residues	Atoms					ZeroOcc	AltConf	Trace
14	QN	60	Total	C	N	O	S	0	0	0
			492	312	104	72	4			
14	XN	60	Total	C	N	O	S	0	0	0
			492	312	104	72	4			

- Molecule 15 is a protein called 30S ribosomal protein S15.

Mol	Chain	Residues	Atoms					ZeroOcc	AltConf	Trace
15	QO	88	Total	C	N	O	S	0	0	0
			734	459	147	126	2			
15	XO	88	Total	C	N	O	S	0	0	0
			734	459	147	126	2			

- Molecule 16 is a protein called 30S ribosomal protein S16.

Mol	Chain	Residues	Atoms					ZeroOcc	AltConf	Trace
16	QP	84	Total	C	N	O	S	0	0	0
			705	446	140	118	1			
16	XP	84	Total	C	N	O	S	0	0	0
			705	446	140	118	1			

- Molecule 17 is a protein called 30S ribosomal protein S17.

Mol	Chain	Residues	Atoms					ZeroOcc	AltConf	Trace
17	QQ	100	Total	C	N	O	S	0	0	0
			834	534	155	143	2			
17	XQ	100	Total	C	N	O	S	0	0	0
			834	534	155	143	2			

- Molecule 18 is a protein called 30S ribosomal protein S18.

Mol	Chain	Residues	Atoms				ZeroOcc	AltConf	Trace
18	QR	70	Total	C	N	O	0	0	0
			574	367	112	95			
18	XR	70	Total	C	N	O	0	0	0
			574	367	112	95			

- Molecule 19 is a protein called 30S ribosomal protein S19.

Mol	Chain	Residues	Atoms					ZeroOcc	AltConf	Trace
19	QS	84	Total	C	N	O	S	0	0	0
			674	430	126	116	2			
19	XS	84	Total	C	N	O	S	0	0	0
			674	430	126	116	2			

- Molecule 20 is a protein called 30S ribosomal protein S20.

Mol	Chain	Residues	Atoms					ZeroOcc	AltConf	Trace
20	QT	99	Total	C	N	O	S	0	0	0
			763	470	162	129	2			
20	XT	99	Total	C	N	O	S	0	0	0
			763	470	162	129	2			

- Molecule 21 is a protein called 30S ribosomal protein Thx.

Mol	Chain	Residues	Atoms				ZeroOcc	AltConf	Trace
21	QU	25	Total	C	N	O	0	0	0
			217	134	52	31			
21	XU	25	Total	C	N	O	0	0	0
			217	134	52	31			

- Molecule 22 is a RNA chain called tRNA-fMet.

Mol	Chain	Residues	Atoms					ZeroOcc	AltConf	Trace
22	QV	77	Total	C	N	O	P	0	0	0
			1644	732	297	538	77			
22	XV	77	Total	C	N	O	P	0	0	0
			1644	732	297	538	77			

- Molecule 23 is a RNA chain called E-Site tRNA-Phe or A-Site tRNA-Phe.

Mol	Chain	Residues	Atoms					ZeroOcc	AltConf	Trace
23	QW	76	Total	C	N	O	P	0	0	0
			1619	723	290	531	75			
23	QY	17	Total	C	N	O	P	0	0	0
			364	163	68	116	17			
23	XW	76	Total	C	N	O	P	0	0	0
			1619	723	290	531	75			
23	XY	17	Total	C	N	O	P	0	0	0
			364	163	68	116	17			

- Molecule 24 is a RNA chain called mRNA.

Mol	Chain	Residues	Atoms					ZeroOcc	AltConf	Trace
24	QX	10	Total	C	N	O	P	0	0	0
			210	96	39	66	9			
24	XX	10	Total	C	N	O	P	0	0	0
			210	96	39	66	9			

- Molecule 25 is a RNA chain called 23S ribosomal RNA.

Mol	Chain	Residues	Atoms					ZeroOcc	AltConf	Trace
25	RA	2882	Total	C	N	O	P	0	0	0
			62071	27627	11611	19952	2881			
25	YA	2883	Total	C	N	O	P	0	0	0
			62091	27636	11613	19960	2882			

- Molecule 26 is a RNA chain called 5S ribosomal RNA.

Mol	Chain	Residues	Atoms					ZeroOcc	AltConf	Trace
26	RB	120	Total	C	N	O	P	0	0	0
			2573	1146	476	832	119			
26	YB	120	Total	C	N	O	P	0	0	0
			2573	1146	476	832	119			

- Molecule 27 is a protein called 50S ribosomal protein L2.

Mol	Chain	Residues	Atoms					ZeroOcc	AltConf	Trace
27	RD	272	Total	C	N	O	S	0	0	0
			2115	1335	420	357	3			
27	YD	272	Total	C	N	O	S	0	0	0
			2115	1335	420	357	3			

- Molecule 28 is a protein called 50S ribosomal protein L3.

Mol	Chain	Residues	Atoms					ZeroOcc	AltConf	Trace
28	RE	205	Total	C	N	O	S	0	0	0
			1568	991	300	271	6			
28	YE	205	Total	C	N	O	S	0	0	0
			1568	991	300	271	6			

- Molecule 29 is a protein called 50S ribosomal protein L4.

Mol	Chain	Residues	Atoms					ZeroOcc	AltConf	Trace
29	RF	202	Total	C	N	O	S	0	0	0
			1585	1011	297	275	2			
29	YF	202	Total	C	N	O	S	0	0	0
			1585	1011	297	275	2			

- Molecule 30 is a protein called 50S ribosomal protein L5.

Mol	Chain	Residues	Atoms					ZeroOcc	AltConf	Trace
30	RG	181	Total	C	N	O	S	0	0	0
			1474	942	268	260	4			
30	YG	181	Total	C	N	O	S	0	0	0
			1474	942	268	260	4			

- Molecule 31 is a protein called 50S ribosomal protein L6.

Mol	Chain	Residues	Atoms					ZeroOcc	AltConf	Trace
31	RH	170	Total	C	N	O	S	0	0	0
			1307	829	245	232	1			

Continued on next page...

Continued from previous page...

Mol	Chain	Residues	Atoms					ZeroOcc	AltConf	Trace
31	YH	170	Total	C	N	O	S	0	0	0
			1307	829	245	232	1			

- Molecule 32 is a protein called 50S ribosomal protein L9.

Mol	Chain	Residues	Atoms					ZeroOcc	AltConf	Trace
32	RI	146	Total	C	N	O	S	0	0	0
			1136	726	201	208	1			
32	YI	146	Total	C	N	O	S	0	0	0
			1136	726	201	208	1			

- Molecule 33 is a protein called 50S ribosomal protein L13.

Mol	Chain	Residues	Atoms					ZeroOcc	AltConf	Trace
33	RN	138	Total	C	N	O	S	0	0	0
			1104	712	206	182	4			
33	YN	138	Total	C	N	O	S	0	0	0
			1104	712	206	182	4			

- Molecule 34 is a protein called 50S ribosomal protein L14.

Mol	Chain	Residues	Atoms					ZeroOcc	AltConf	Trace
34	RO	122	Total	C	N	O	S	0	0	0
			933	588	171	170	4			
34	YO	122	Total	C	N	O	S	0	0	0
			933	588	171	170	4			

- Molecule 35 is a protein called 50S ribosomal protein L15.

Mol	Chain	Residues	Atoms					ZeroOcc	AltConf	Trace
35	RP	150	Total	C	N	O	S	0	0	0
			1145	712	232	198	3			
35	YP	150	Total	C	N	O	S	0	0	0
			1145	712	232	198	3			

- Molecule 36 is a protein called 50S ribosomal protein L16.

Mol	Chain	Residues	Atoms					ZeroOcc	AltConf	Trace
36	RQ	141	Total	C	N	O	S	0	0	0
			1122	715	212	188	7			
36	YQ	141	Total	C	N	O	S	0	0	0
			1122	715	212	188	7			

- Molecule 37 is a protein called 50S ribosomal protein L17.

Mol	Chain	Residues	Atoms					ZeroOcc	AltConf	Trace
37	RR	118	Total	C	N	O	S	0	0	0
			968	604	203	160	1			
37	YR	118	Total	C	N	O	S	0	0	0
			968	604	203	160	1			

- Molecule 38 is a protein called 50S ribosomal protein L18.

Mol	Chain	Residues	Atoms					ZeroOcc	AltConf	Trace
38	RS	111	Total	C	N	O		0	0	0
			882	556	176	150				
38	YS	111	Total	C	N	O		0	0	0
			882	556	176	150				

- Molecule 39 is a protein called 50S ribosomal protein L19.

Mol	Chain	Residues	Atoms					ZeroOcc	AltConf	Trace
39	RT	137	Total	C	N	O	S	0	0	0
			1141	710	234	196	1			
39	YT	137	Total	C	N	O	S	0	0	0
			1141	710	234	196	1			

- Molecule 40 is a protein called 50S ribosomal protein L20.

Mol	Chain	Residues	Atoms					ZeroOcc	AltConf	Trace
40	RU	117	Total	C	N	O	S	0	0	0
			964	610	202	151	1			
40	YU	117	Total	C	N	O	S	0	0	0
			964	610	202	151	1			

- Molecule 41 is a protein called 50S ribosomal protein L21.

Mol	Chain	Residues	Atoms					ZeroOcc	AltConf	Trace
41	RV	101	Total	C	N	O	S	0	0	0
			779	501	142	135	1			
41	YV	101	Total	C	N	O	S	0	0	0
			779	501	142	135	1			

- Molecule 42 is a protein called 50S ribosomal protein L22.

Mol	Chain	Residues	Atoms					ZeroOcc	AltConf	Trace
42	RW	113	Total	C	N	O	S	0	0	0
			900	566	177	155	2			
42	YW	113	Total	C	N	O	S	0	0	0
			900	566	177	155	2			

- Molecule 43 is a protein called 50S ribosomal protein L23.

Mol	Chain	Residues	Atoms					ZeroOcc	AltConf	Trace
43	RX	92	Total	C	N	O	S	0	0	0
			725	471	131	123				
43	YX	92	Total	C	N	O	S	0	0	0
			725	471	131	123				

- Molecule 44 is a protein called 50S ribosomal protein L24.

Mol	Chain	Residues	Atoms					ZeroOcc	AltConf	Trace
44	RY	102	Total	C	N	O	S	0	0	0
			785	505	150	125	5			
44	YY	102	Total	C	N	O	S	0	0	0
			785	505	150	125	5			

- Molecule 45 is a protein called 50S ribosomal protein L25.

Mol	Chain	Residues	Atoms					ZeroOcc	AltConf	Trace
45	RZ	183	Total	C	N	O	S	0	0	0
			1461	933	260	265	3			
45	YZ	183	Total	C	N	O	S	0	0	0
			1461	933	260	265	3			

- Molecule 46 is a protein called 50S ribosomal protein L27.

Mol	Chain	Residues	Atoms					ZeroOcc	AltConf	Trace
46	R0	82	Total	C	N	O	S	0	0	0
			648	401	138	108	1			
46	Y0	82	Total	C	N	O	S	0	0	0
			648	401	138	108	1			

- Molecule 47 is a protein called 50S ribosomal protein L28.

Mol	Chain	Residues	Atoms					ZeroOcc	AltConf	Trace
47	R1	97	Total	C	N	O	S	0	0	0
			763	481	150	131	1			

Continued on next page...

Continued from previous page...

Mol	Chain	Residues	Atoms					ZeroOcc	AltConf	Trace
47	Y1	97	Total	C	N	O	S	0	0	0
			763	481	150	131	1			

- Molecule 48 is a protein called 50S ribosomal protein L29.

Mol	Chain	Residues	Atoms					ZeroOcc	AltConf	Trace
48	R2	69	Total	C	N	O	S	0	0	0
			581	358	118	104	1			
48	Y2	69	Total	C	N	O	S	0	0	0
			581	358	118	104	1			

- Molecule 49 is a protein called 50S ribosomal protein L30.

Mol	Chain	Residues	Atoms				ZeroOcc	AltConf	Trace
49	R3	59	Total	C	N	O	0	0	0
			469	298	90	81			
49	Y3	59	Total	C	N	O	0	0	0
			469	298	90	81			

- Molecule 50 is a protein called 50S ribosomal protein L31.

Mol	Chain	Residues	Atoms					ZeroOcc	AltConf	Trace
50	R4	71	Total	C	N	O	S	0	0	0
			581	364	108	104	5			
50	Y4	71	Total	C	N	O	S	0	0	0
			581	364	108	104	5			

- Molecule 51 is a protein called 50S ribosomal protein L32.

Mol	Chain	Residues	Atoms					ZeroOcc	AltConf	Trace
51	R5	59	Total	C	N	O	S	0	0	0
			459	288	90	76	5			
51	Y5	57	Total	C	N	O	S	0	0	0
			442	278	88	71	5			

- Molecule 52 is a protein called 50S ribosomal protein L33.

Mol	Chain	Residues	Atoms					ZeroOcc	AltConf	Trace
52	R6	49	Total	C	N	O	S	0	0	0
			424	264	87	69	4			
52	Y6	49	Total	C	N	O	S	0	0	0
			424	264	87	69	4			

- Molecule 53 is a protein called 50S ribosomal protein L34.

Mol	Chain	Residues	Atoms					ZeroOcc	AltConf	Trace
53	R7	49	Total	C	N	O	S	0	0	0
			430	263	108	57	2			
53	Y7	49	Total	C	N	O	S	0	0	0
			430	263	108	57	2			

- Molecule 54 is a protein called 50S ribosomal protein L35.

Mol	Chain	Residues	Atoms					ZeroOcc	AltConf	Trace
54	R8	64	Total	C	N	O	S	0	0	0
			517	331	102	82	2			
54	Y8	64	Total	C	N	O	S	0	0	0
			517	331	102	82	2			

- Molecule 55 is a protein called 50S ribosomal protein L36.

Mol	Chain	Residues	Atoms					ZeroOcc	AltConf	Trace
55	R9	37	Total	C	N	O	S	0	0	0
			307	188	68	47	4			
55	Y9	37	Total	C	N	O	S	0	0	0
			307	188	68	47	4			

- Molecule 56 is a protein called T17-GLY-GLY-PRO-LYS-LYS-LYS-LYS-LYS-VAL-GLY-GLY.

Mol	Chain	Residues	Atoms				ZeroOcc	AltConf	Trace
56	Z7	9	Total	C	N	O	0	0	0
			116	78	18	20			
56	Z8	9	Total	C	N	O	0	0	0
			116	78	18	20			

- Molecule 57 is MAGNESIUM ION (three-letter code: MG) (formula: Mg).

Mol	Chain	Residues	Atoms		ZeroOcc	AltConf
57	QA	67	Total	Mg	0	0
			67	67		
57	RP	4	Total	Mg	0	0
			4	4		
57	YA	278	Total	Mg	0	0
			278	278		
57	Y5	1	Total	Mg	0	0
			1	1		

Continued on next page...

Continued from previous page...

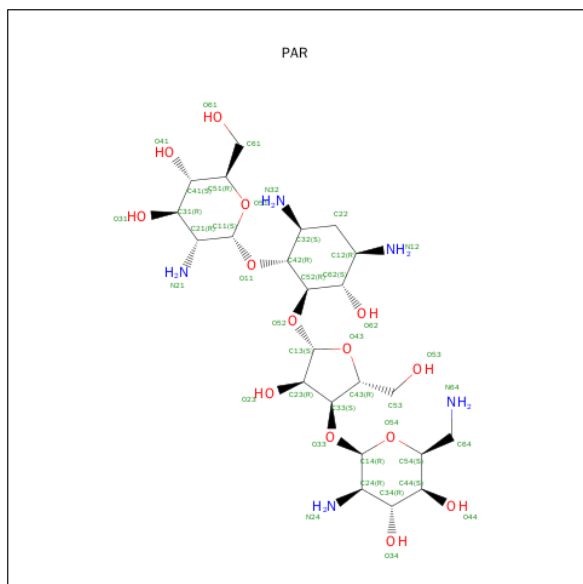
Mol	Chain	Residues	Atoms		ZeroOcc	AltConf
57	YD	1	Total 1	Mg 1	0	0
57	XX	1	Total 1	Mg 1	0	0
57	QV	2	Total 2	Mg 2	0	0
57	XA	71	Total 71	Mg 71	0	0
57	R0	1	Total 1	Mg 1	0	0
57	QH	1	Total 1	Mg 1	0	0
57	XY	1	Total 1	Mg 1	0	0
57	YX	1	Total 1	Mg 1	0	0
57	RD	1	Total 1	Mg 1	0	0
57	Y7	1	Total 1	Mg 1	0	0
57	XB	1	Total 1	Mg 1	0	0
57	QF	1	Total 1	Mg 1	0	0
57	R5	1	Total 1	Mg 1	0	0
57	RA	246	Total 246	Mg 246	0	0
57	YP	1	Total 1	Mg 1	0	0
57	RE	1	Total 1	Mg 1	0	0
57	YB	5	Total 5	Mg 5	0	0
57	QY	1	Total 1	Mg 1	0	0
57	XV	3	Total 3	Mg 3	0	0
57	RB	2	Total 2	Mg 2	0	0
57	XM	1	Total 1	Mg 1	0	0

Continued on next page...

Continued from previous page...

Mol	Chain	Residues	Atoms		ZeroOcc	AltConf
57	YE	2	Total	Mg	0	0
			2	2		

- Molecule 58 is PAROMOMYCIN (three-letter code: PAR) (formula: $C_{23}H_{45}N_5O_{14}$).



Mol	Chain	Residues	Atoms				ZeroOcc	AltConf
58	QA	1	Total	C	N	O	0	0
			42	23	5	14		
58	XA	1	Total	C	N	O	0	0
			42	23	5	14		

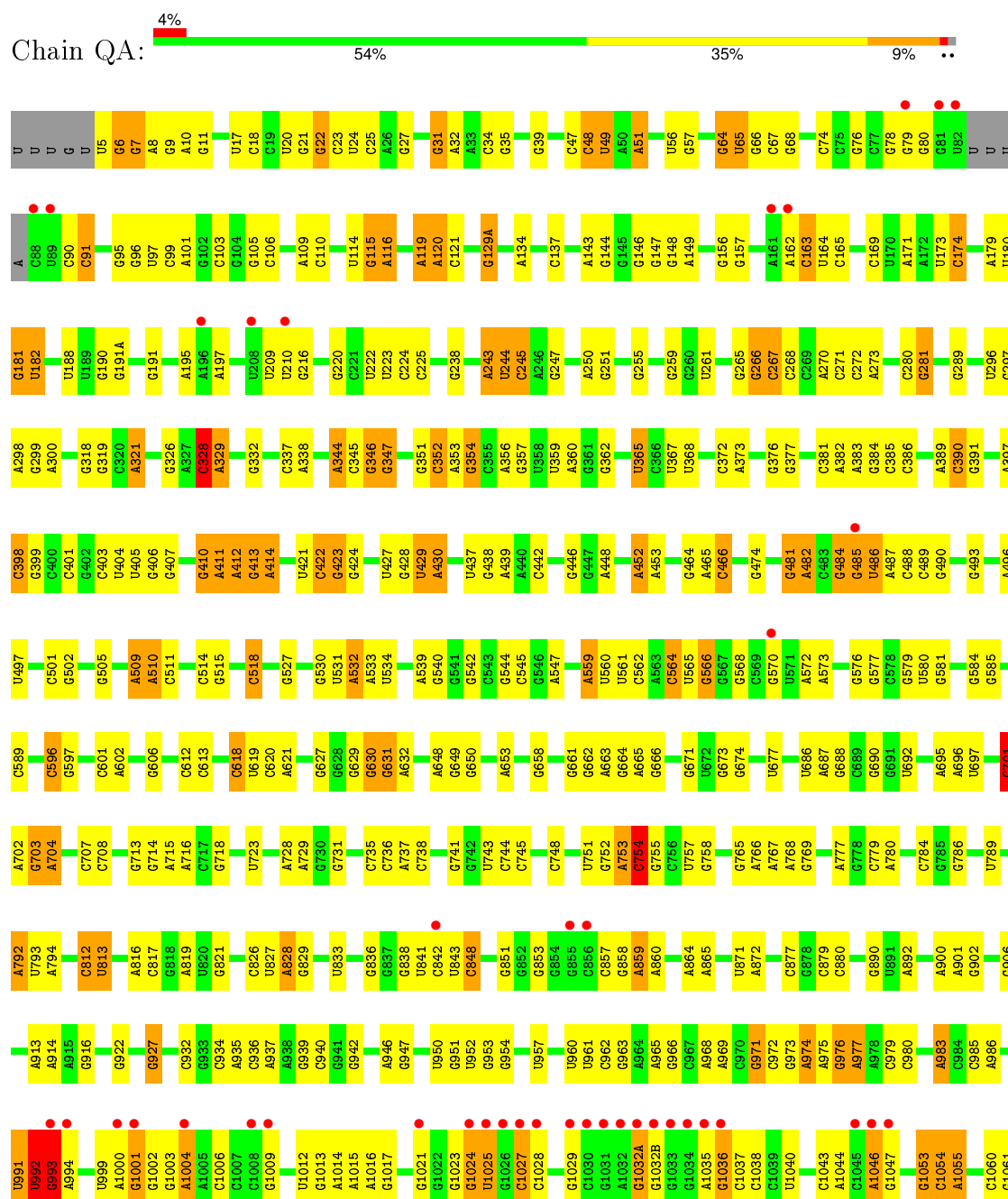
- Molecule 59 is ZINC ION (three-letter code: ZN) (formula: Zn).

Mol	Chain	Residues	Atoms		ZeroOcc	AltConf
59	Y9	1	Total	Zn	0	0
			1	1		
59	QN	1	Total	Zn	0	0
			1	1		
59	XN	1	Total	Zn	0	0
			1	1		
59	R5	1	Total	Zn	0	0
			1	1		
59	QD	1	Total	Zn	0	0
			1	1		
59	XD	1	Total	Zn	0	0
			1	1		

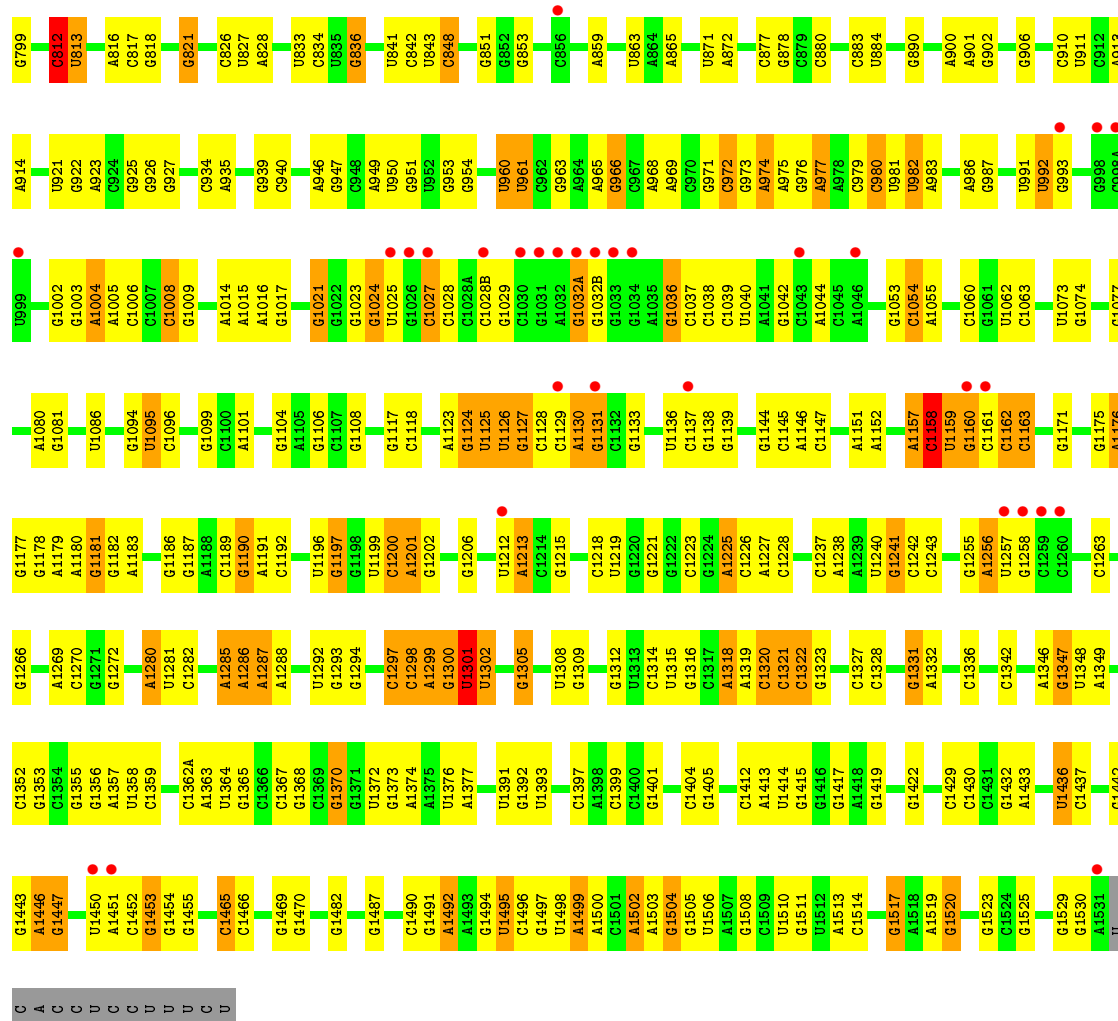
3 Residue-property plots

These plots are drawn for all protein, RNA and DNA chains in the entry. The first graphic for a chain summarises the proportions of errors displayed in the second graphic. The second graphic shows the sequence view annotated by issues in geometry and electron density. Residues are color-coded according to the number of geometric quality criteria for which they contain at least one outlier: green = 0, yellow = 1, orange = 2 and red = 3 or more. A red dot above a residue indicates a poor fit to the electron density ($\text{RSRZ} > 2$). Stretches of 2 or more consecutive residues without any outlier are shown as a green connector. Residues present in the sample, but not in the model, are shown in grey.

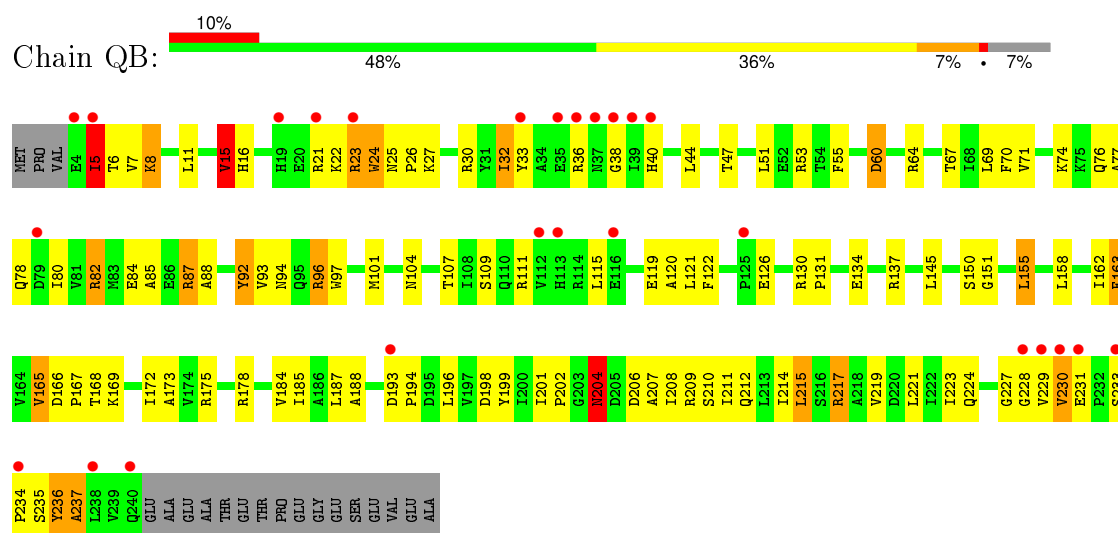
- Molecule 1: 16S ribosomal RNA



[illegible]

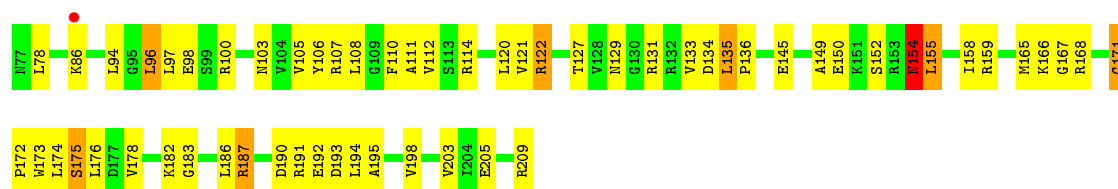


• Molecule 2: 30S ribosomal protein S2

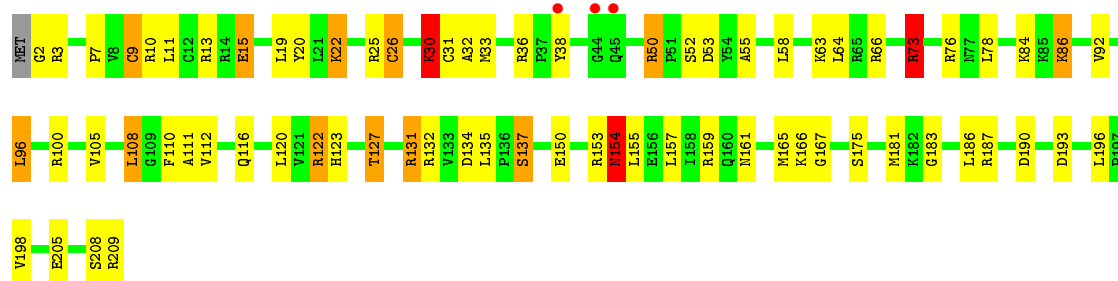


• Molecule 2: 30S ribosomal protein S2

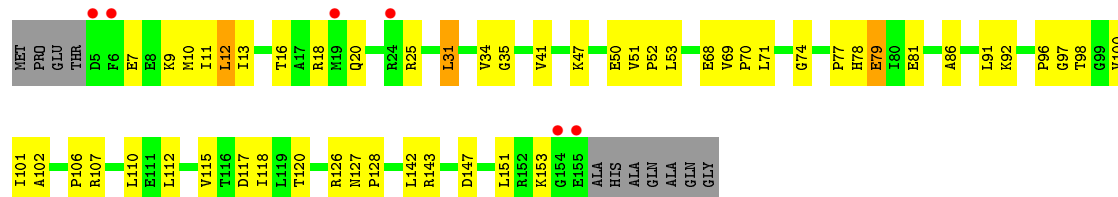




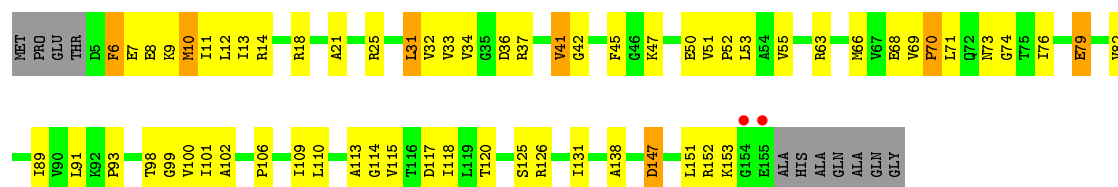
• Molecule 4: 30S ribosomal protein S4



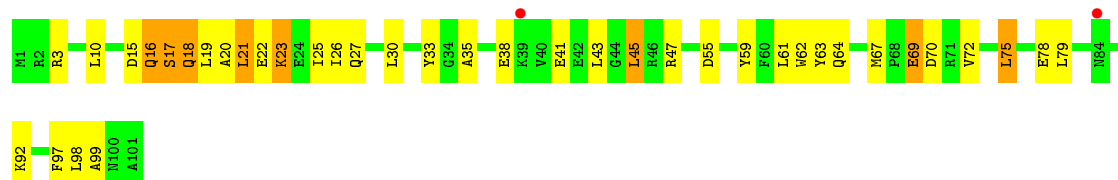
• Molecule 5: 30S ribosomal protein S5



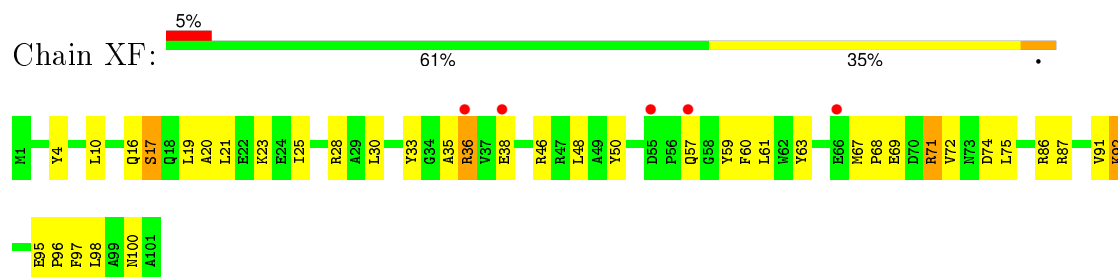
• Molecule 5: 30S ribosomal protein S5



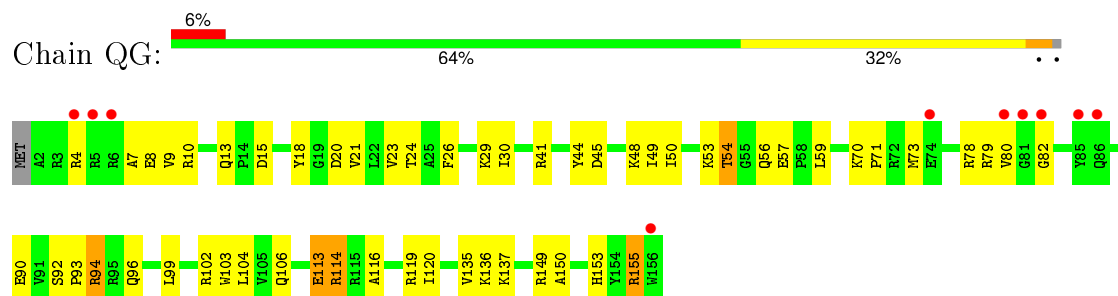
• Molecule 6: 30S ribosomal protein S6



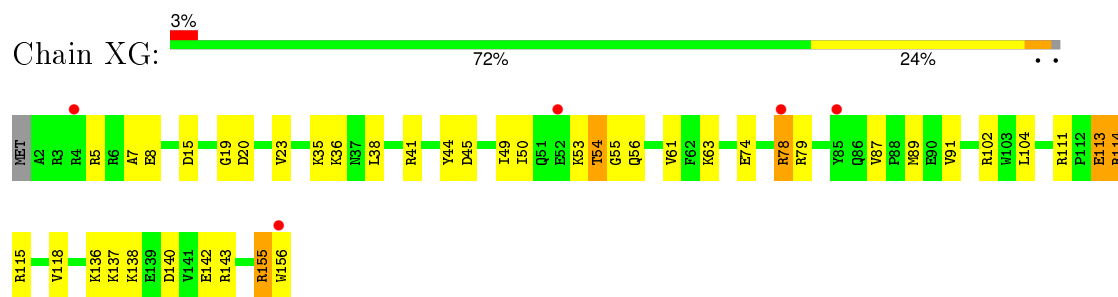
- Molecule 6: 30S ribosomal protein S6



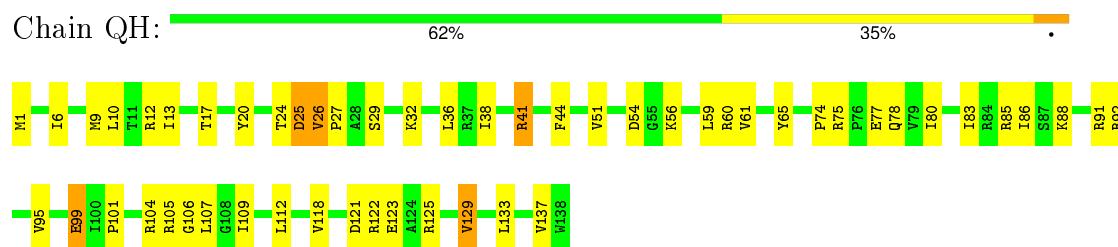
- Molecule 7: 30S ribosomal protein S7



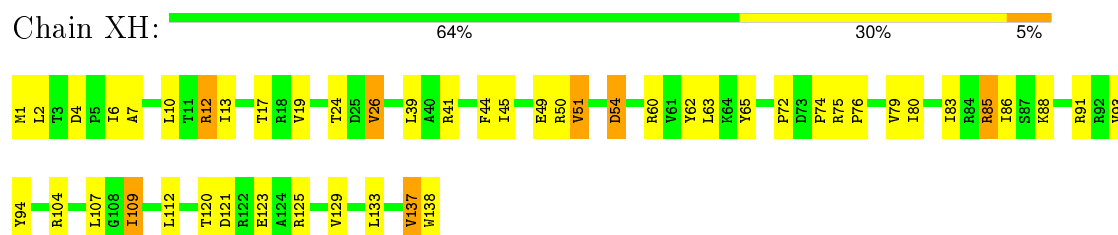
- Molecule 7: 30S ribosomal protein S7



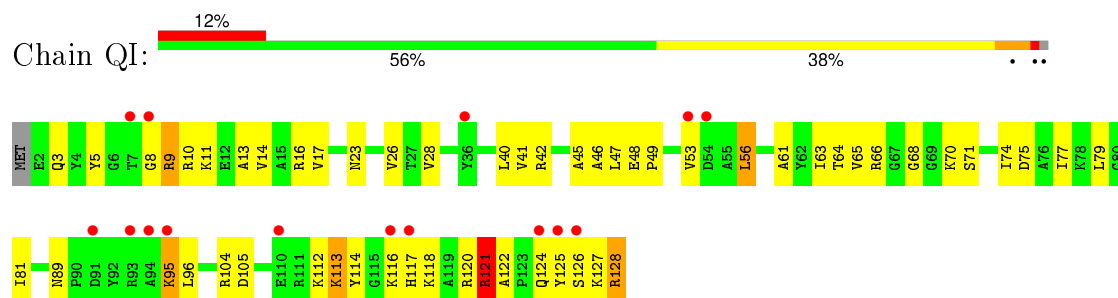
- Molecule 8: 30S ribosomal protein S8



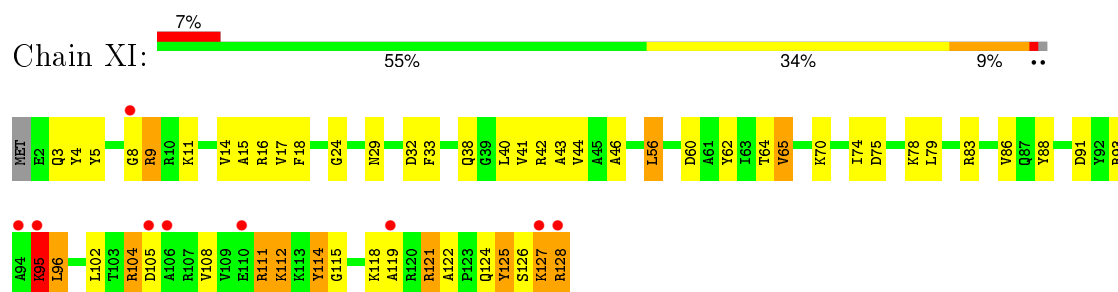
- Molecule 8: 30S ribosomal protein S8



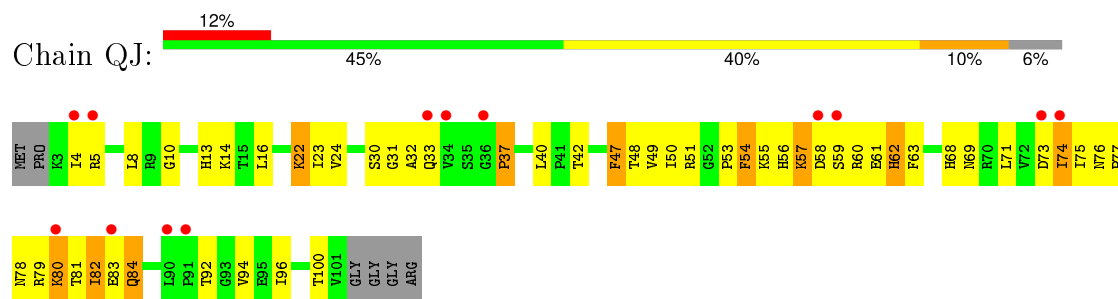
- Molecule 9: 30S ribosomal protein S9



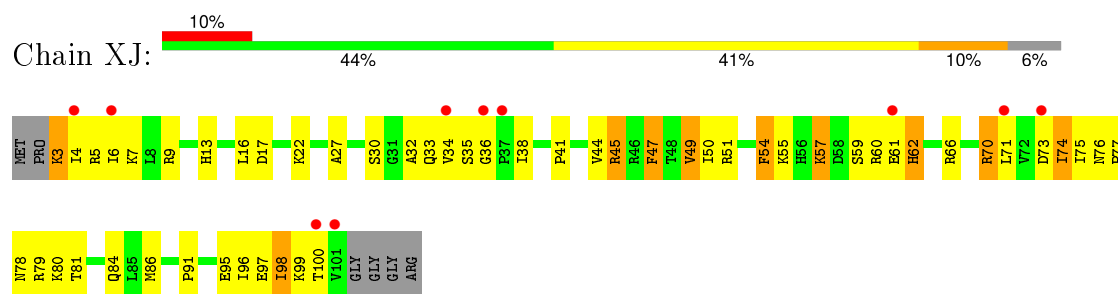
- Molecule 9: 30S ribosomal protein S9



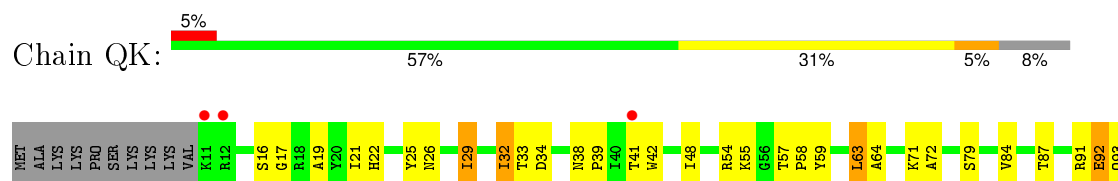
- Molecule 10: 30S ribosomal protein S10

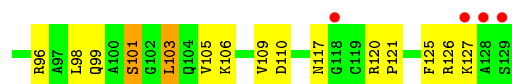


- Molecule 10: 30S ribosomal protein S10



- Molecule 11: 30S ribosomal protein S11





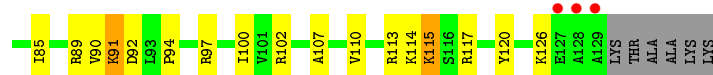
- Molecule 11: 30S ribosomal protein S11




- Molecule 12: 30S ribosomal protein S12



- Molecule 12: 30S ribosomal protein S12



- Molecule 13: 30S ribosomal protein S13

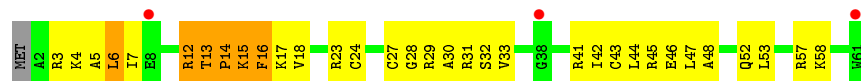


- Molecule 13: 30S ribosomal protein S13





- Molecule 14: 30S ribosomal protein S14 type Z



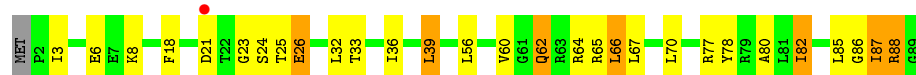
- Molecule 14: 30S ribosomal protein S14 type Z



- Molecule 15: 30S ribosomal protein S15



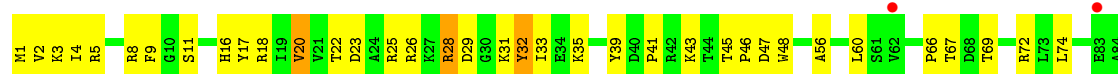
- Molecule 15: 30S ribosomal protein S15



- Molecule 16: 30S ribosomal protein S16

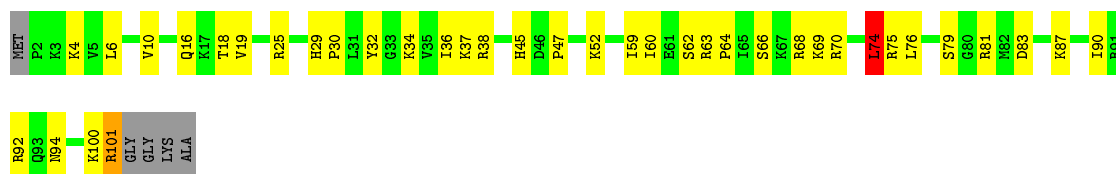


- Molecule 16: 30S ribosomal protein S16




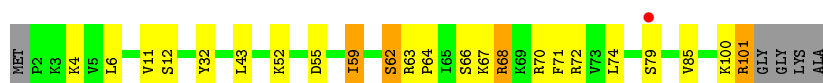
- Molecule 17: 30S ribosomal protein S17

Chain QQ:  59% 34% 5%



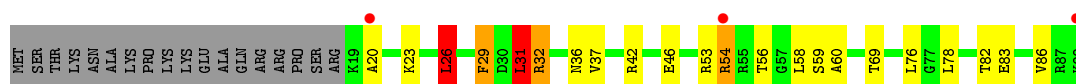
- Molecule 17: 30S ribosomal protein S17

Chain XQ:  73% 18% 5%



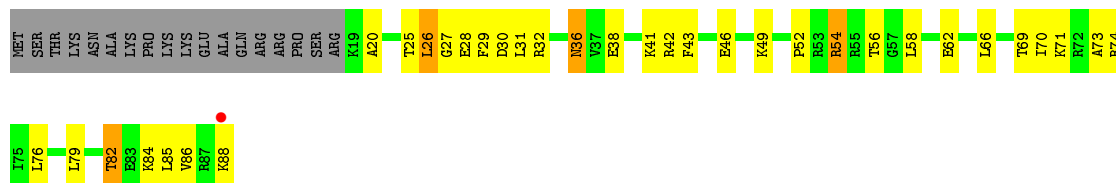
- Molecule 18: 30S ribosomal protein S18

Chain QR:  55% 19% 3% 20%



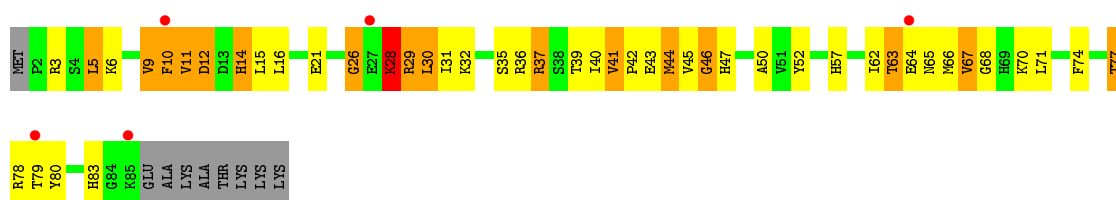
- Molecule 18: 30S ribosomal protein S18

Chain XR:  41% 34% 5% 20%



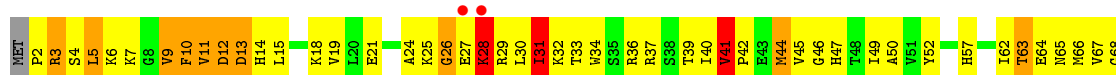
- Molecule 19: 30S ribosomal protein S19

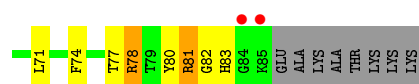
Chain QS:  40% 32% 17% 10%



- Molecule 19: 30S ribosomal protein S19

Chain XS:  30% 44% 13% 10%

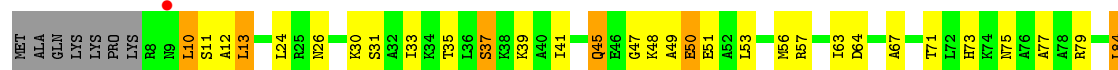




- Molecule 20: 30S ribosomal protein S20



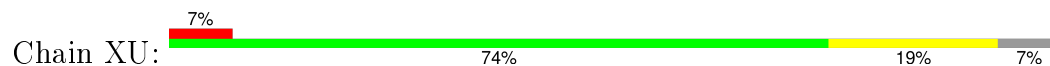
- Molecule 20: 30S ribosomal protein S20



- Molecule 21: 30S ribosomal protein Thx



- Molecule 21: 30S ribosomal protein Thx



- Molecule 22: tRNA-fMet

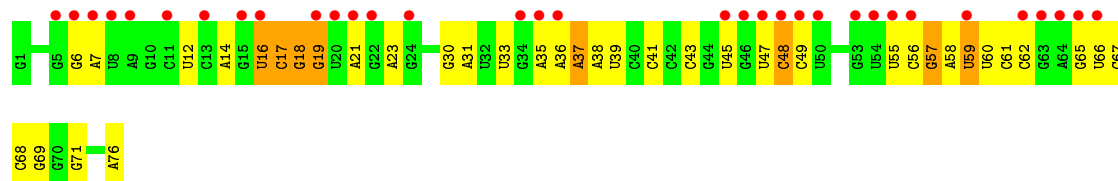
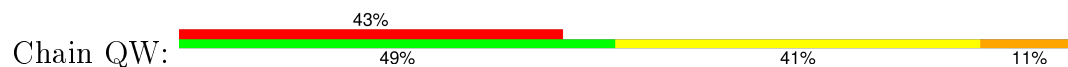


- Molecule 22: tRNA-fMet

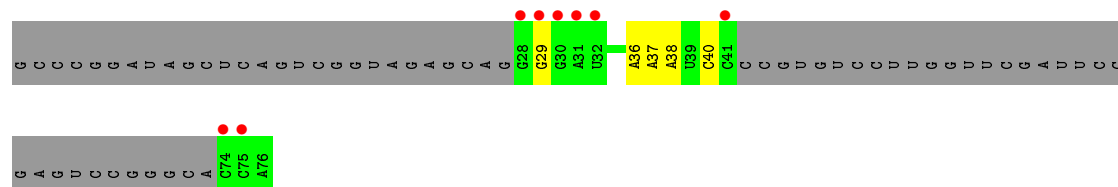




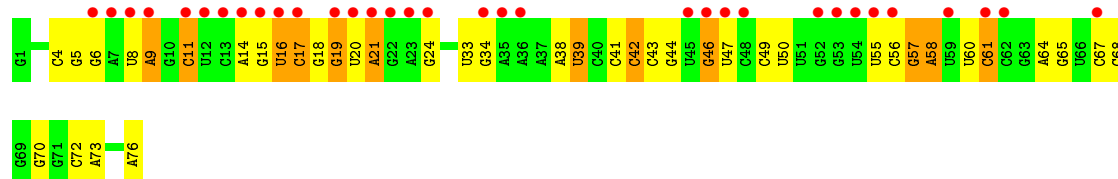
- Molecule 23: E-Site tRNA-Phe or A-Site tRNA-Phe



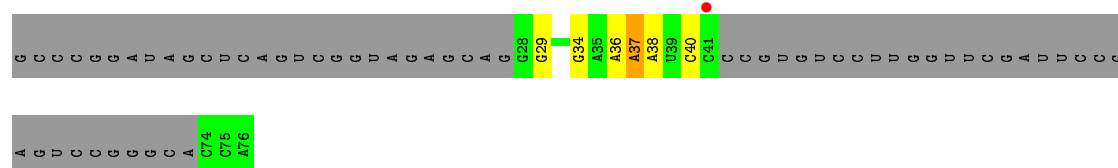
- Molecule 23: E-Site tRNA-Phe or A-Site tRNA-Phe



- Molecule 23: E-Site tRNA-Phe or A-Site tRNA-Phe



- Molecule 23: E-Site tRNA-Phe or A-Site tRNA-Phe



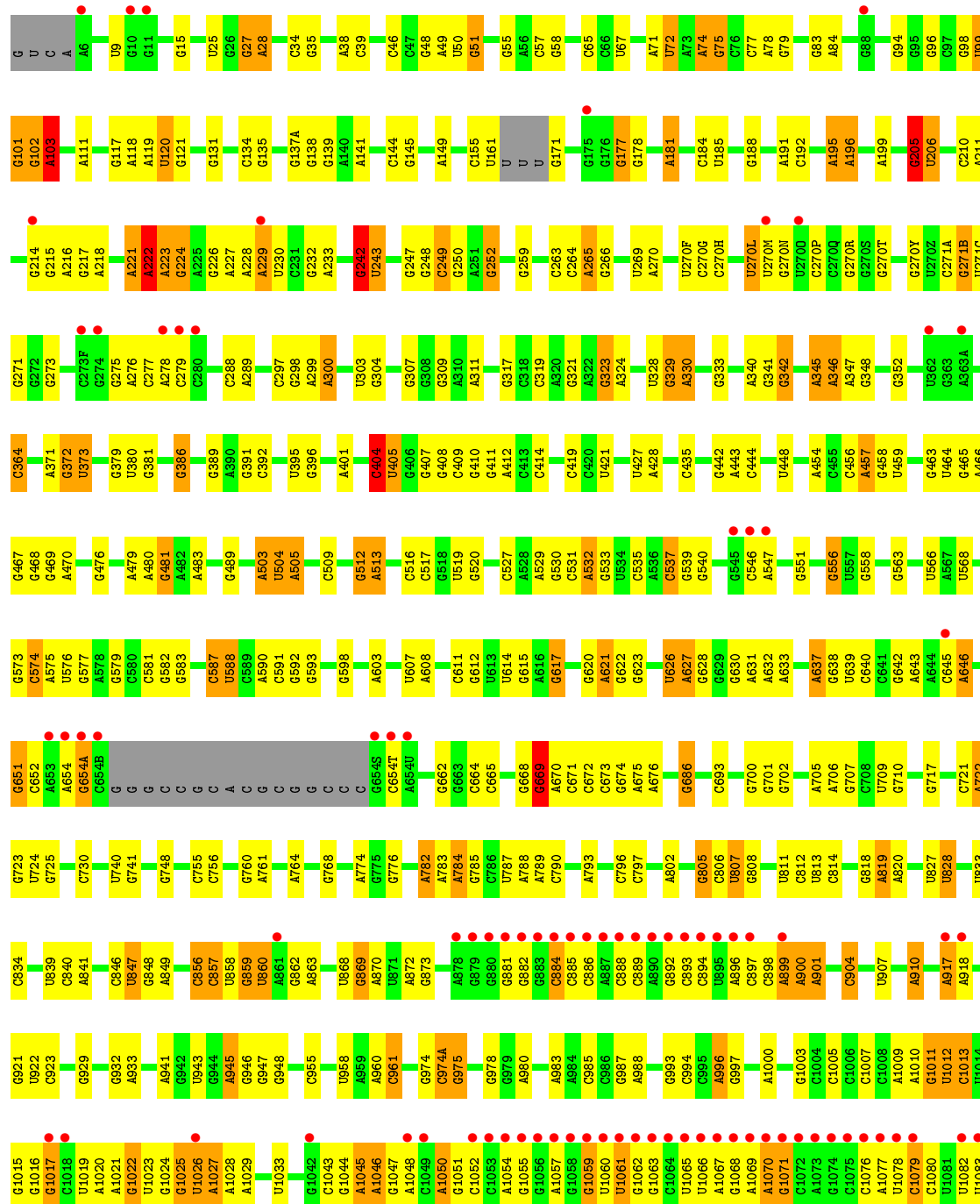
- Molecule 24: mRNA



- Molecule 24: mRNA



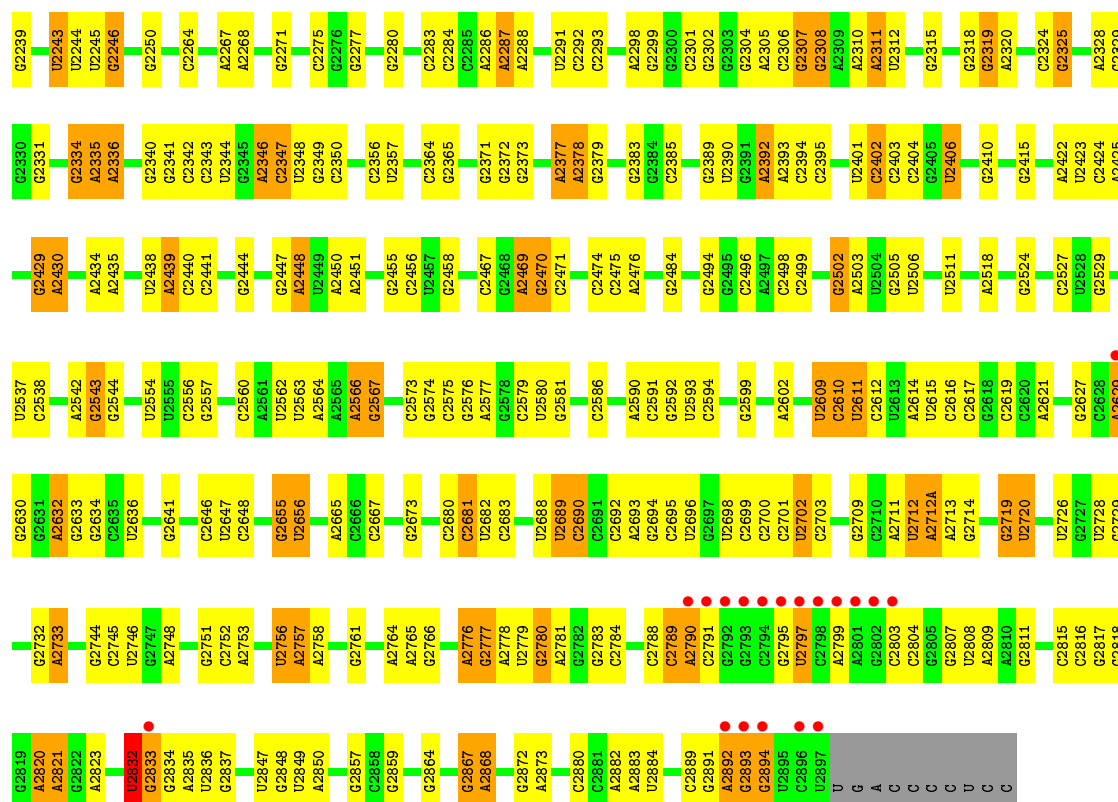
- Molecule 25: 23S ribosomal RNA



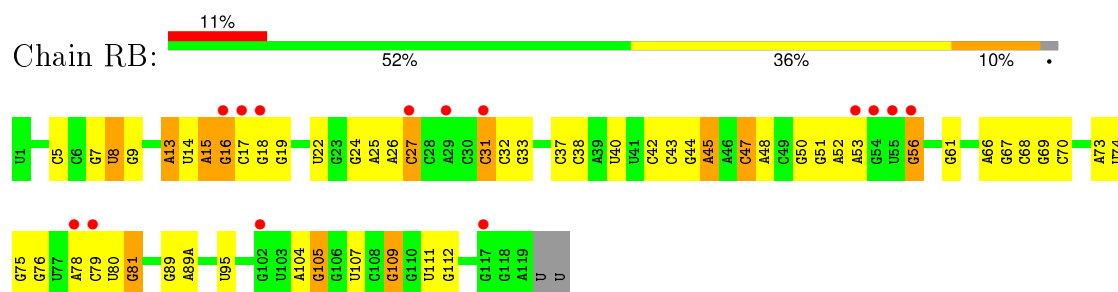
C2402	G2410	G2210	C2128	A2033	G1930	A1802	A1676	A1558	C1458	A1359	G1264	G1189	A1084
C2403	G2211	G2212	G2131	G2037	U1931	A1803	A1677	A1559	G1459	C1363	G1265	G1170	A1085
C2404	G2213	G2214	U2132	G2038	A1936	C1804	G1678	G1559	A1460	G1364	G1266	G1171	A1086
G2405	G2215	G2216	G2133	C2043	A1937	A1805	U1688	A1569	G1461	A1365	U1267	A1174	A1088
U2406	G2216	G2217	A2135	G2046	A1938	A1809	A1689	A1577	C1467	A1366	A1268	U1175	A1089
G2410	G2218	G2219	C2136	G2047	U1939	A1812	A1690	U1578	C1468	A1367	U1270	G1176	U1090
A2411	A2224	A2225	C2137	G2048	C1942	G1813	U1693	A1579	A1469	G1368	G1271	A1177	G1091
A2412	A2226	A2227	C2138	C2050	U1943	G1814	C1694	A1580	A1470	G1369	A1272	C1178	G1092
G2413	A2228	A2229	C2139	A2051	U1944	G1815	G1695	A1581	A1471	G1370	U1273	C1179	G1093
G2414	G2230	G2231	G2140	G2052	A1952	G1816	A1698	G1585	G1478	U1372	U1274	C1180	A1095
G2415	G2232	G2233	G2141	G2053	U1955	A1819	G1725	A1586	G1479	A1373	A1278	G1183	A1096
A2418	G2234	G2235	C2143	A2054	U1956	A1820	G1726	A1587	U1480	A1378	A1287	G1184	U1097
A2422	G2236	G2237	C2144	C2055	C1962	C1827	G1727	G1591	U1482	A1379	U1288	G1187	A1098
A2423	C2237	C2238	C2145	A2056	U1963	G1828	U1728	G1592	G1483	G1380	G1291	U1188	C1100
C2424	G2239	G2240	C2146	A2057	G1964	A1829	A1729	G1593	G1484	A1384	U1292	A1189	U1101
A2425	G2241	G2242	G2147	A2058	G1965	G1835	U1730	G1594	G1485	G1385	U1293	C1190	C1102
A2426	U2243	U2244	G2148	A2060	C1967	G1836	G1731	G1595	A1490	C1386	G1296	G1191	A1103
G2427	U2245	U2246	U2150	A2062	A1969	C1837	A1732	C1598	G1491	U1394	C1297	G1195	G1107
G2428	U2247	U2248	G2151	A2064	A1970	C1838	G1733	A1603	G1492	U1403	G1298	C1201	U1108
A2429	G2249	G2250	A1971	G2068	A1972	A1847	G1742	A1607	A1494	C1407	U1300	A1203	G1110
G2430	G2251	G2252	A1972	G2069	A1973	A1848	G1743	A1608	A1495	C1408	G1299	A1204	A1111
A2435	U2262	U2263	G2154	G2070	U1980	G1858	C1752	A1610	U1496	C1409	G1301	U1205	G1112
G2436	C2263	C2264	G2155	A2071	A1981	A1859	G1753	A1614	U1497	C1410	G1302	U1206	G1113
U2437	G2265	G2266	G2156	G2072	C1982	G1860	C1754	G1615	C1498	G1411	A1308	G1207	G1114
A2438	A2268	A2269	U2086	G2087	G1983	G1861	A1755	A1616	C1505	A1412	G1309	U1208	G1125
A2439	G2270	G2271	G2088	G2089	U1984	U1864	G1756	A1617	C1506	G1413	A1310	A1220	A1126
C2440	G2272	G2273	U2090	G2090	C1990	G1865	U1757	C1617	A1507	A1414	G1311	G1209	G1121
G2441	G2274	G2275	G2100	U2091	G1991	A1870	G1758	A1618	A1508	G1415	U1312	A1210	G1122
C2442	C2276	C2277	G2101	G2101	G1992	C1871	G1759	A1619	A1509	C1416	U1313	U1211	G1123
C2443	G2278	G2279	U2102	U2102	C1994	A1872	G1763	A1622	A1510	G1417	G1314	A1221	G1124
G2444	G2280	G2281	C2103	G2103	U1995	G1878	G1764	G1623	U1514	A1419	U1315	G1226	G1125
G2445	C2282	C2283	G2104	G2104	C1996	C1881	A1773	C1636	U1515	U1420	U1316	C1227	U1130
G2446	G2284	G2285	C2107	C2107	C2006	C1882	C1774	A1637	G1519	G1421	A1321	G1228	G1131
A2447	C2286	C2287	G2110	G2110	C2007	G1888	U1777	C1638	U1522	A1427	A1322	G1229	C1135
A2448	A2288	A2289	G2111	G2111	G2008	A1889	C1780	C1640	G1527	G1428	U1329	G1231	G1136
A2451	U2291	U2292	C2112	C2112	G2009	A1890	C1781	A1641	C1533	G1429	C1329	G1232	G1137
C2461	C2293	C2294	U2113	U2113	C2010	G1899	U1782	G1642	C1534	C1430	C1330	G1233	G1138
U2462	G2295	G2296	G2114	G2114	U2011	G1902	A1787	C1646	U1535	U1431	G1331	G1234	G1139
C2466	C2297	C2298	G2115	G2115	G2012	C1906	A1788	C1647	A1536	G1441	A1237	U1235	C1140
A2469	C2299	C2300	G2116	G2116	U2013	G1906	U1790	C1648	C1537	G1442	G1238	U1236	U1141
G2470	G2301	G2302	A2117	A2117	G2014	A1913	A1791	G1649	G1538	G1443	G1239	G1244	U1142
C2474	A2303	A2304	U2118	U2118	G2015	C1914	U1792	G1653	U1542	A1444	U1341	G1245	A1142A
C2475	G2305	G2306	G2119	G2119	A2016	A1918	C1795	A1654	A1543	C1445	U1342	G1252	G1149
A2476	C2307	C2308	U2120	U2120	A2017	A1919	U1796	A1655	A1544	G1446	G1348	G1253	C1150
C2477	G2309	G2310	G2121	G2121	C2018	A1920	U1797	A1664	A1545	G1447	A1349	A1254	G1151
G2481	A2311	A2312	U2122	U2122	G2019	G1921	U1798	G1667	A1546	G1448	A1350	U1255	C1152
G2482	C2313	C2314	G2123	G2123	C2020	G1922	G1799	C1547	C1546	G1449	G1357	G1256	G1153
G2494	G2315	G2316	U2124	U2124	A2030	G1923	C1800	G1674	C1548	U1453	U1357	G1259	G1154
			G2125	G2125	G2032	G1924	C1801	C1675					A1155
													U1165
													C1166



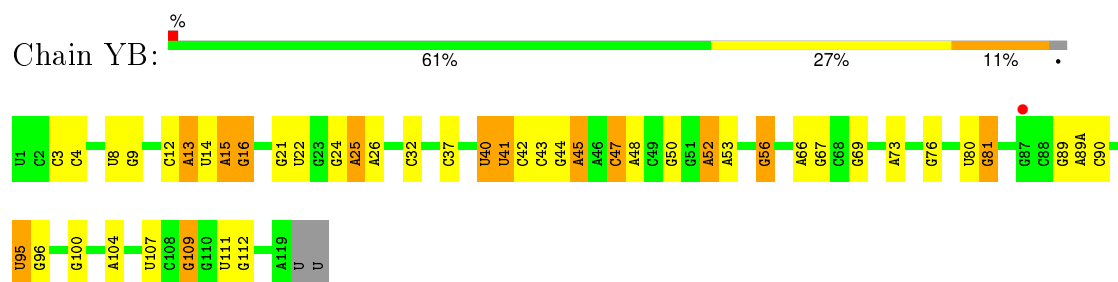
G2151	A2059	U1963	G1839	A1749	U1639	C1531	G1422	G1338	G1226	U1130	G1058	G975	C884
G2152	A2060	U1964	C1843	G1750	C1640	C1532	G1426	U1341	A1227	G1131	U1059	G979	C885
G2153	G2061	C1967	A1847	C1754	G1642	C1533	G1427	U1342	G1231	G1135	U1060	A980	C886
G2154	A2062	C1968	A1847	C1755	G1646	U1535	C1428	G1343	G1232	G1136	G1061	A981	C887
G2155	C2063	U1968	G1850	G1756	C1646	A1536	A1434	G1344	C1233	G1137	G1062	C982	C888
G2156	U2068	A1969	G1858	A1759	G1647	C1537	A1434	G1348	U1234	G1138	G1063	A983	C889
G2157	G2069	U1970	G1858	A1759	C1648	G1538	A1444A	A1349	G1235	G1139	U1066	A987	A890
G2158	G2070	A1971	G1864	A1762	G1649	U1541	C1445	A1349	G1236	G1140	G1067	G987	C893
G2159	A2071	G1973	U1864	G1763	G1651	G1542	A1449	U1352	U1141	C1141	G1068	C994	C894
G2160	G2072	U1973	G1869	G1764	A1652	A1543	A1449	A1353	G1238	U1142	A1069	A990	U895
G2161	C2081	G1980	C1870	A1773	G1653	C1544	G1449A	A1354	U1239	A1142A	G1070	C991	A896
C2162	A2082	U1982	G1878	U1775	A1654	A1545	U1454	U1357	G1248	G1149	C1072	C992	A897
C2163	G1983	C1984	G1878	U1775	C1657	C1547	G1455	G1358	G1153	G1154	G1073	C993	C898
G2164	C1982	U1872	G1878	U1776	G1658	U1554	G1458	A1359	A1253	G1153	G1074	C995	A900
G2165	U2086	G1984	G1882	U1776	U1659	A1554	G1458	A1360	U1254	G1154	G1075	A996	A901
U2166	G2087	U1985	C1883	U1779	C1660	A1558	G1459	G1364	G1256	U1165	C1076	A1000	G906
G2168	G2093	U1989	A1884	A1780	U1660	A1558	G1459	G1364	U1255	U1165	U1077	A1000	U907
A2170	A1884	C1990	G1888	A1781	A1664	G1559	G1461	A1365	C1166	C1166	U1078	A1000	U907
U2096	G2097	U1991	G1888	C1782	G1667	A1566	C1464	A1366	G1264	G1169	C1080	G1003	A910
U2097	G1892	A1889	A1889	A1783	A1668	A1567	C1464	A1367	A1265	G1170	U1081	G1005	A911
U2098	U1993	U1993	G1896	A1784	A1668	G1568	C1467	G1368	G1266	G1171	U1082	C3006	C914
G2100	C1996	C1996	G1896	A1787	G1674	A1570	C1487	A1370	G1173	G1173	U1083	C3007	C914
U2109	G2010	A2015	G1899	A1790	G1678	A1578	G1471	U1371	C1270	U1175	A1084	G1011	C915
G2110	U2011	C1902	C1902	C1790	U1679	U1578	A1472	U1372	A1272	G1176	A1086	U1012	G916
C2111	G2012	G1903	G1903	A1791	U1680	A1579	G1473	A1373	U1273	A1177	G1087	C1013	A917
G2112	G2112	G2112	G1903	U1794	U1680	A1580	G1479	G1374	A1278	C1178	A1088	U1014	A918
G2113	A2015	A2015	G1910	U1795	U1688	A1580	G1479	A1379	U1278	C1179	U1089	G1015	U922
G2114	A2015	A2015	G1910	C1795	U1688	A1580	G1479	A1379	U1278	C1179	U1089	G1015	U922
G2115	A2019	A2019	G1914	U1796	A1689	A1586	G1483	G1380	A1287	C1180	U1090	G1015	C923
G2116	G2115	A2019	G1914	U1797	A1689	A1586	G1483	G1380	A1287	C1180	U1090	G1015	C923
G2117	G2116	A2020	G1915	U1798	C1694	A1587	G1483	A1384	G1281	G1183	C1092	A1020	G929
G2185	A2117	C2021	A1916	G1799	G1695	C1588	A1490	G1385	U1292	G1186	G1093	A1021	G929
G2186	U2118	G2022	U1917	C1800	G1696	C1589	A1490	G1386	G1187	G1187	U1094	G1022	G932
A2119	G2023	A1918	U1917	G1801	G1697	C1589	A1490	C1386	U1188	G1187	U1094	G1022	G932
G2120	G2024	A1919	A1802	A1802	A1698	C1592	C1493	U1391	G1296	U1188	A1096	G1024	G933
G2190	C2025	C2025	C1920	A1803	A1699	C1592	C1493	U1391	U1300	G1190	U1097	G1025	G938
G2191	G2026	C2026	U1926	A1803	G1699	G1595	U1497	U1394	A1301	U1026	A1098	A1027	A941
G2192	G2124	A2030	U1926	A1810	A1700	G1595	U1497	U1394	A1301	U1026	A1098	A1027	A941
G2193	G2125	A2030	A1927	A1810	A1700	G1595	U1497	U1394	A1301	U1026	A1098	A1027	A941
U2197	A2126	A2031	A1928	G1816	G1703	C1598	C1499	A1395	G1309	G1195	C1190	A1028	G942
A2198	G2127	G2032	G1929	G1816	G1703	C1599	G1500	A1396	G1309	G1195	C1190	A1028	G942
C2128	G2128	A2033	G1930	A1819	G1718	A1603	C1506	A1395	G1309	G1195	C1190	A1028	G942
C2199	C2199	C2039	U1931	U1820	G1725	A1603	C1506	A1395	G1309	G1195	C1190	A1028	G942
U2130	U2130	C2039	A1932	U1820	G1725	A1603	C1506	A1395	G1309	G1195	C1190	A1028	G942
G2131	G2131	A2042	G1933	G1824	G1728	A1608	A1510	A1395	G1309	G1195	C1190	A1028	G942
U2132	U2132	C2043	A1937	A1825	U1729	A1609	A1511	A1395	G1309	G1195	C1190	A1028	G942
G2133	G2133	G2043	A1938	G1826	U1730	A1610	A1511	A1395	G1309	G1195	C1190	A1028	G942
C2136	C2136	C2049	U1939	A1829	G1731	A1614	U1514	A1395	G1309	G1195	C1190	A1028	G942
C2140	C2140	G2050	U1939	A1829	G1731	A1614	U1514	A1395	G1309	G1195	C1190	A1028	G942
G2141	G2141	A2051	G1950	U1834	G1733	C1615	U1520	A1395	G1309	G1195	C1190	A1028	G942
G2142	G2142	C2052	U1951	U1833	C1742	A1616	G1521	A1395	G1309	G1195	C1190	A1028	G942
G2143	G2143	G2053	A1952	G1835	G1743	A1618	G1522	A1395	G1309	G1195	C1190	A1028	G942
C2146	C2146	A2054	C1836	C1836	G1746	A1618	A1528	A1395	G1309	G1195	C1190	A1028	G942
G2147	G2147	C2055	U1955	C1837	G1747	A1618	A1528	A1395	G1309	G1195	C1190	A1028	G942
C2148	C2148	C2056	U1956	C1837	G1747	A1618	A1528	A1395	G1309	G1195	C1190	A1028	G942
U2232	U2232	U2232	U1955	C1837	G1747	A1618	A1528	A1395	G1309	G1195	C1190	A1028	G942
G2224	G2224	A2225	U1955	C1837	G1747	A1618	A1528	A1395	G1309	G1195	C1190	A1028	G942
A2225	A2225	G2226	U1955	C1837	G1747	A1618	A1528	A1395	G1309	G1195	C1190	A1028	G942
G2227	G2227	A2227	U1955	C1837	G1747	A1618	A1528	A1395	G1309	G1195	C1190	A1028	G942
G2232	G2232	U2232	U1955	C1837	G1747	A1618	A1528	A1395	G1309	G1195	C1190	A1028	G942
G2238	G2238	U2238	U1955	C1837	G1747	A1618	A1528	A1395	G1309	G1195	C1190	A1028	G942



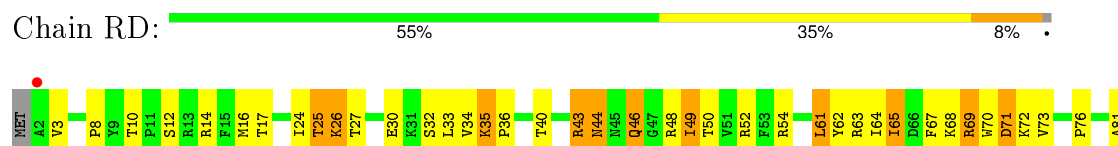
• Molecule 26: 5S ribosomal RNA

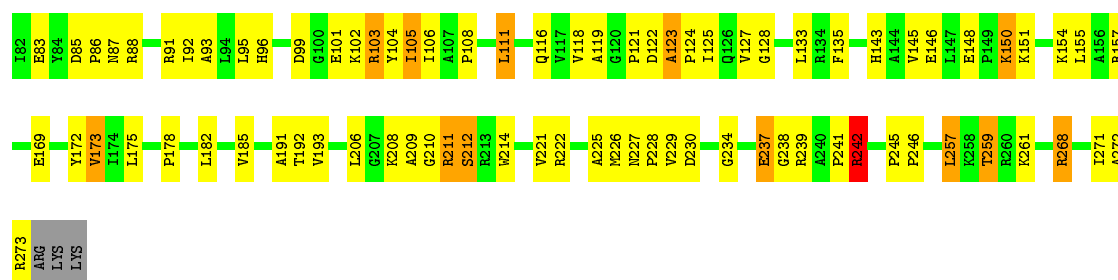


• Molecule 26: 5S ribosomal RNA



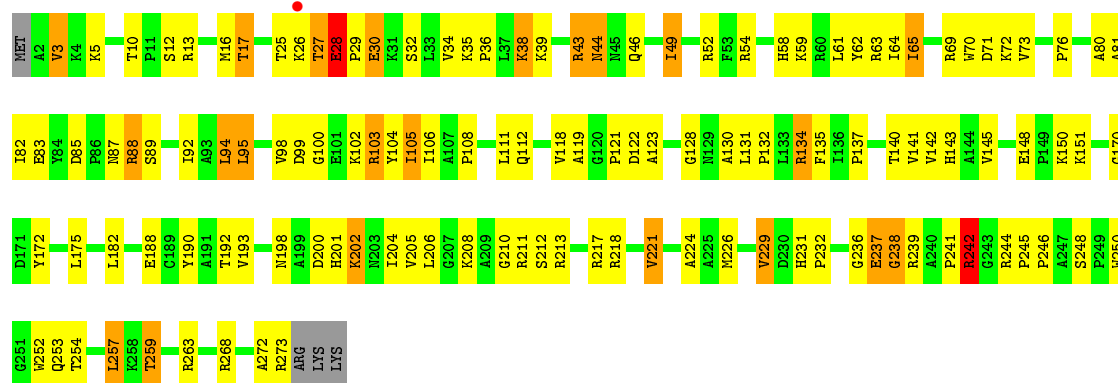
• Molecule 27: 50S ribosomal protein L2





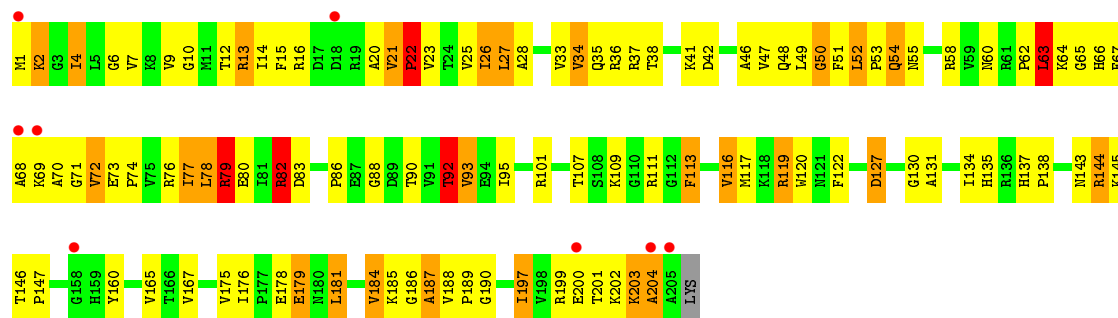
- Molecule 27: 50S ribosomal protein L2

Chain YD: 52% 38% 8% ..



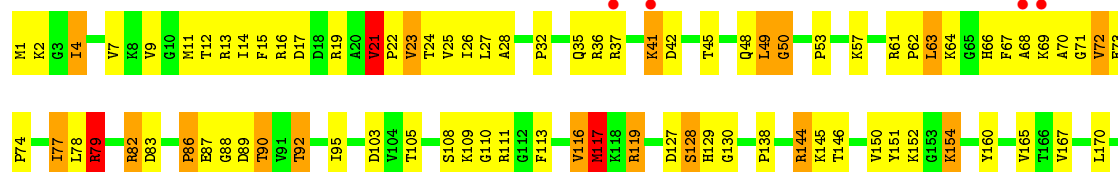
- Molecule 28: 50S ribosomal protein L3

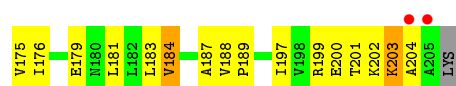
Chain RE: 4% 46% 38% 13% .





- Molecule 28: 50S ribosomal protein L3

Chain YE: 3% 51% 38% 9% .






- Molecule 29: 50S ribosomal protein L4



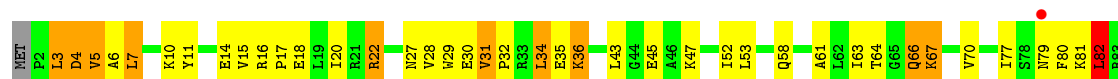
- Molecule 29: 50S ribosomal protein L4

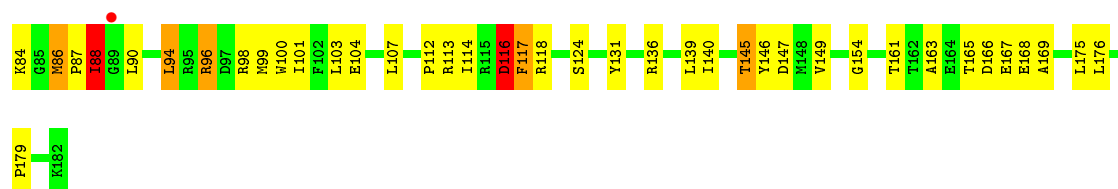


- Molecule 30: 50S ribosomal protein L5

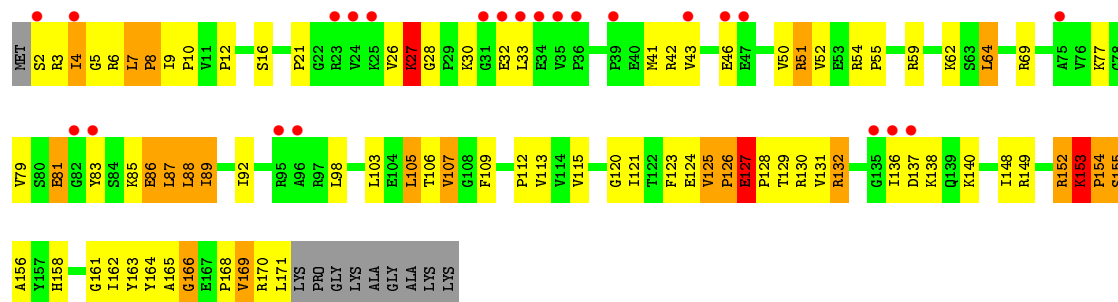


- Molecule 30: 50S ribosomal protein L5

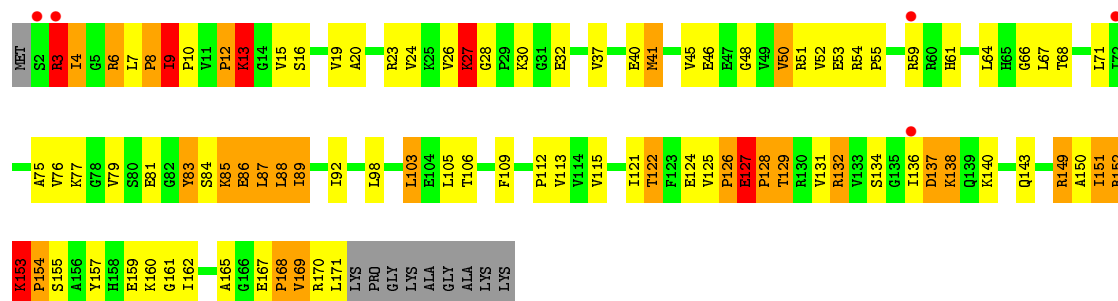




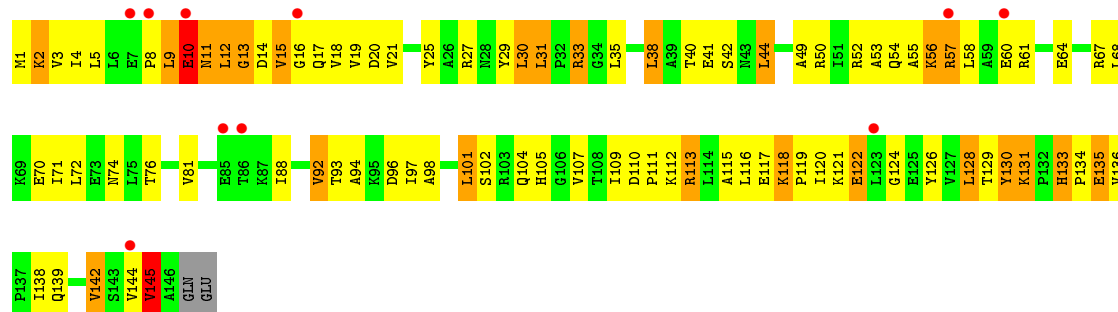
- Molecule 31: 50S ribosomal protein L6



- Molecule 31: 50S ribosomal protein L6

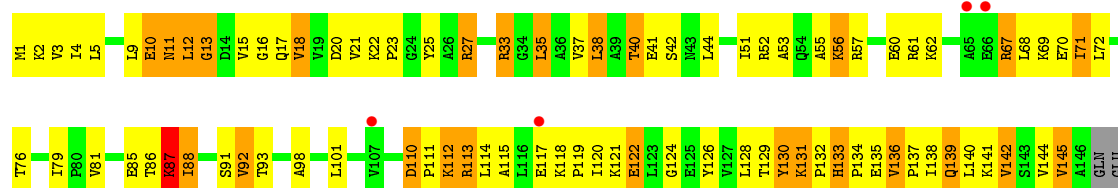


- Molecule 32: 50S ribosomal protein L9

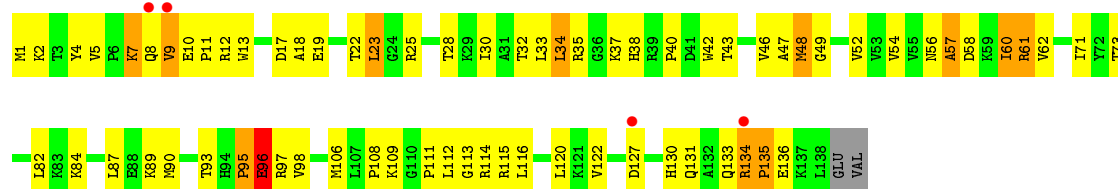


- Molecule 32: 50S ribosomal protein L9

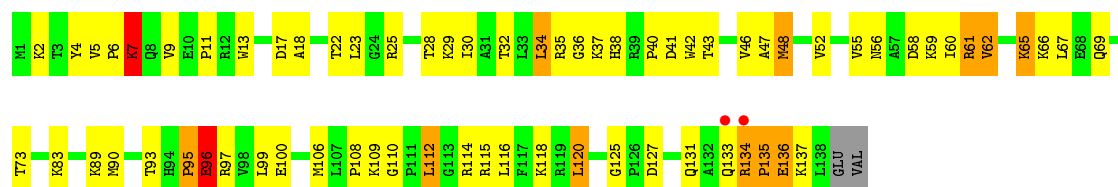




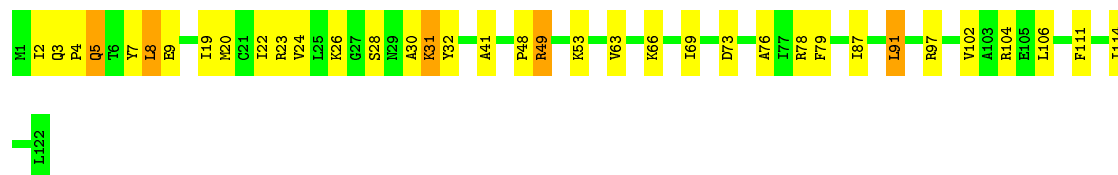
• Molecule 33: 50S ribosomal protein L13



• Molecule 33: 50S ribosomal protein L13



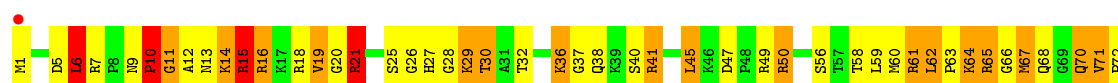
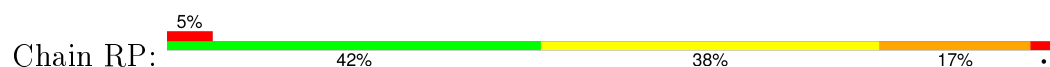
• Molecule 34: 50S ribosomal protein L14

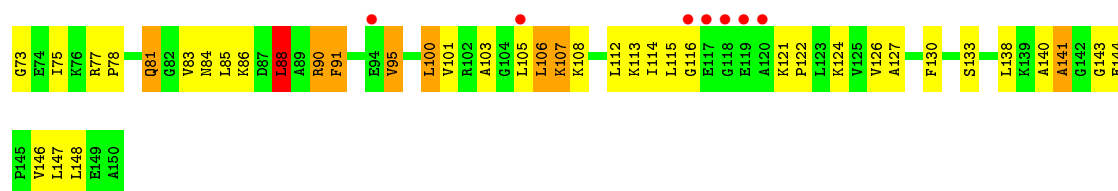


• Molecule 34: 50S ribosomal protein L14

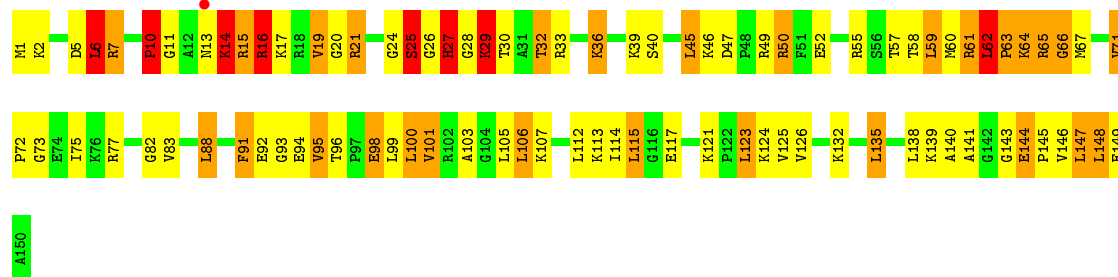


• Molecule 35: 50S ribosomal protein L15

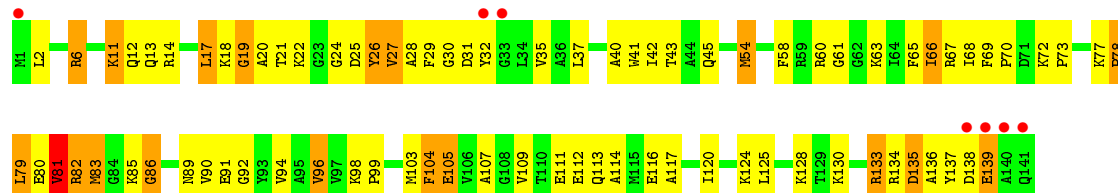




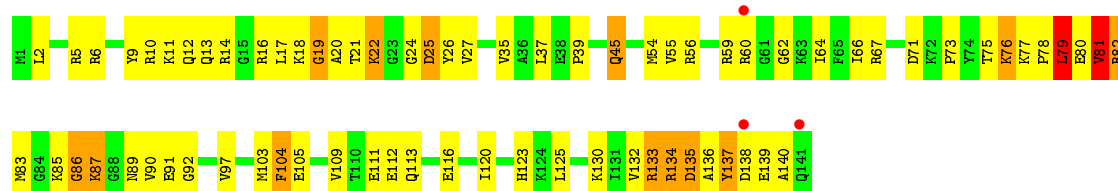
- Molecule 35: 50S ribosomal protein L15



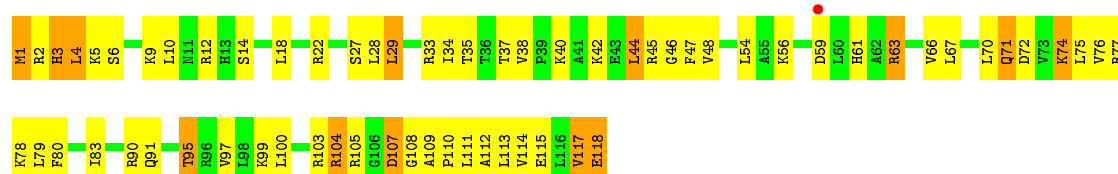
- Molecule 36: 50S ribosomal protein L16



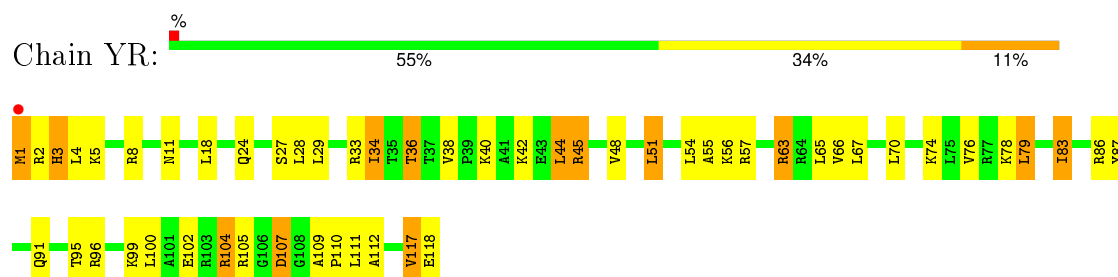
- Molecule 36: 50S ribosomal protein L16



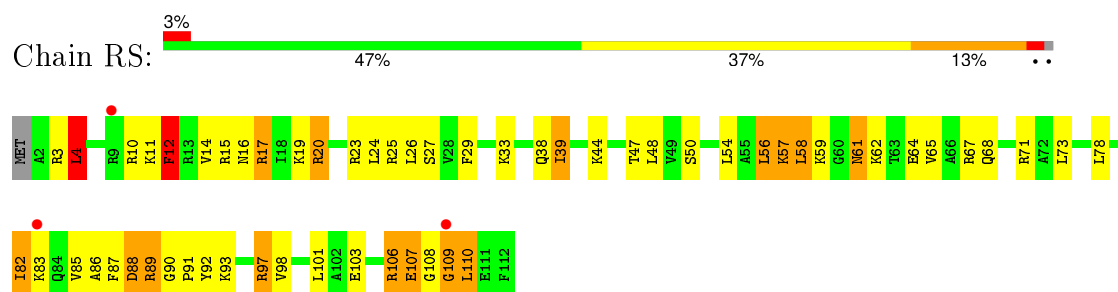
- Molecule 37: 50S ribosomal protein L17



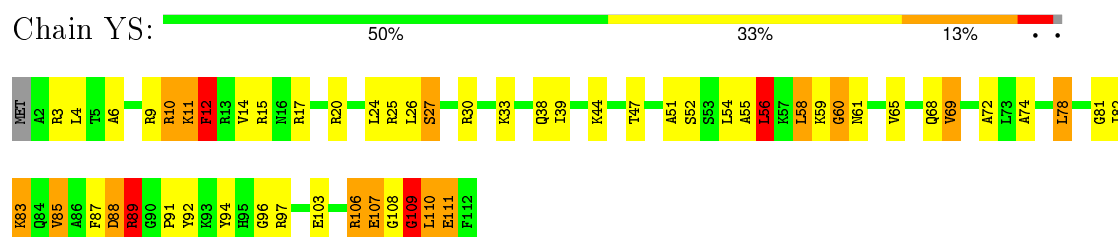
- Molecule 37: 50S ribosomal protein L17



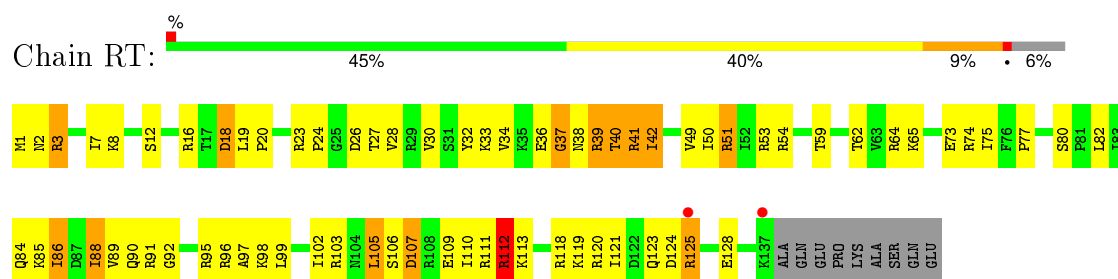
- Molecule 38: 50S ribosomal protein L18



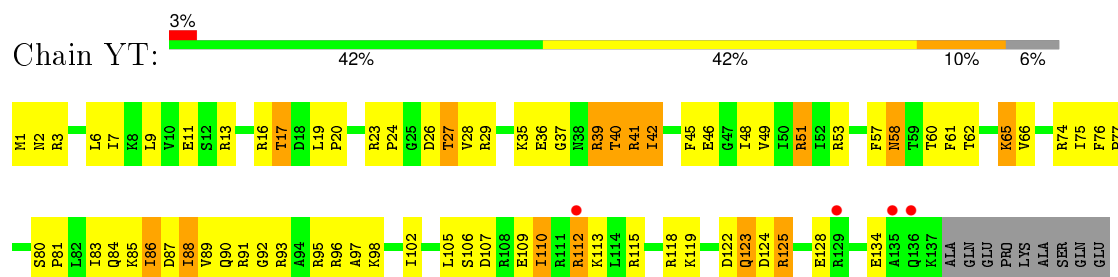
- Molecule 38: 50S ribosomal protein L18



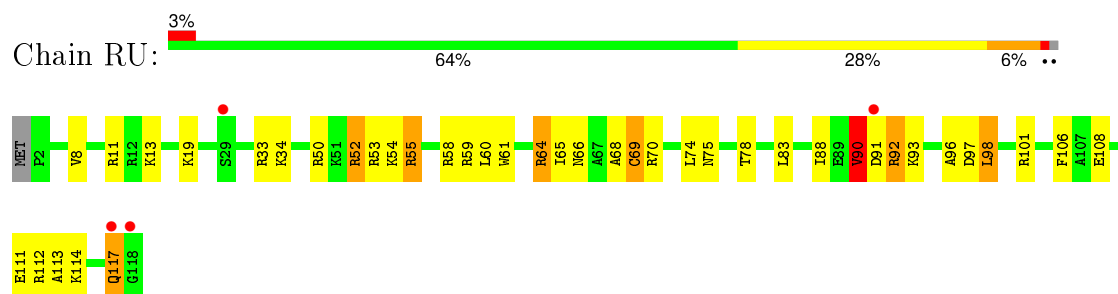
- Molecule 39: 50S ribosomal protein L19



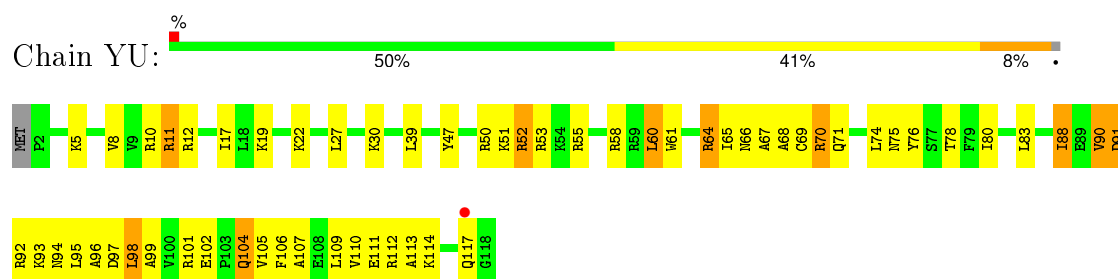
- Molecule 39: 50S ribosomal protein L19



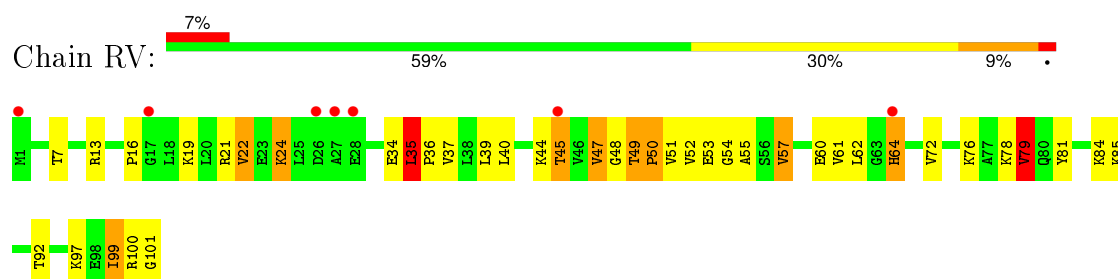
- Molecule 40: 50S ribosomal protein L20



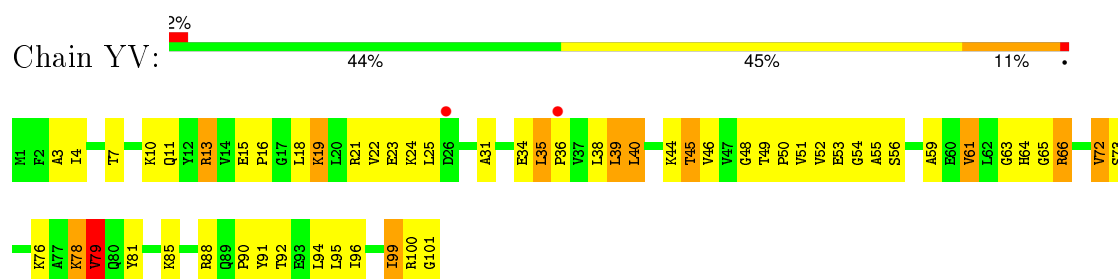
- Molecule 40: 50S ribosomal protein L20



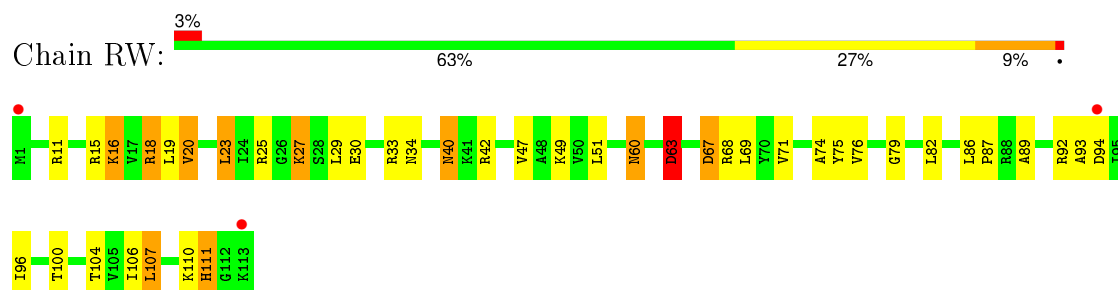
- Molecule 41: 50S ribosomal protein L21



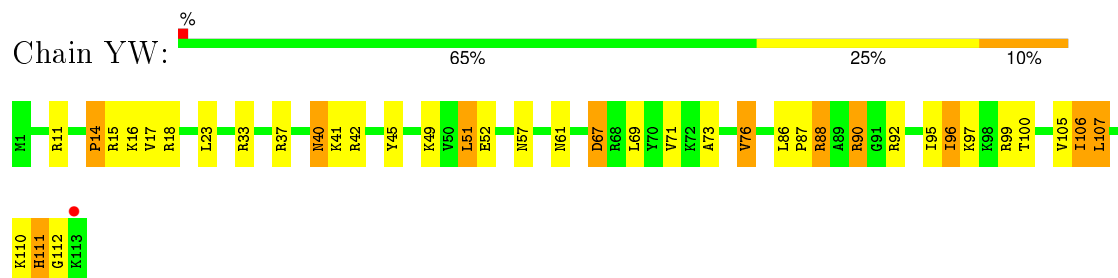
- Molecule 41: 50S ribosomal protein L21



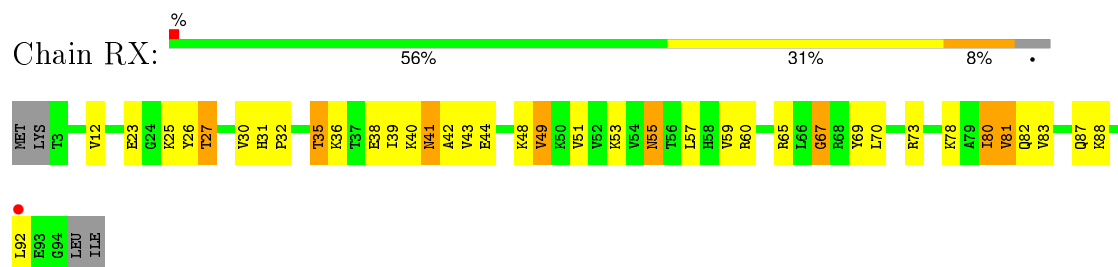
- Molecule 42: 50S ribosomal protein L22



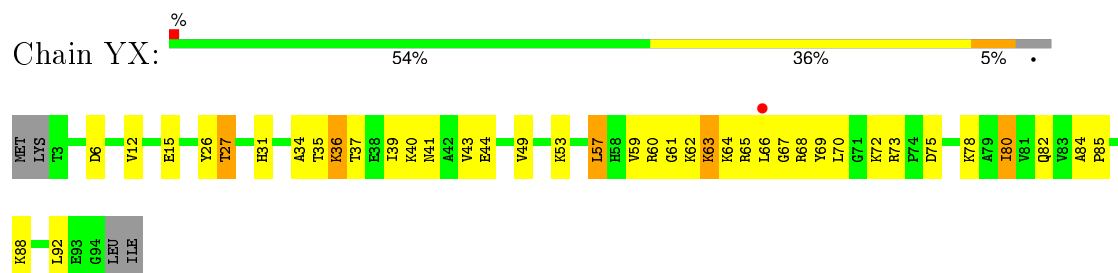
- Molecule 42: 50S ribosomal protein L22



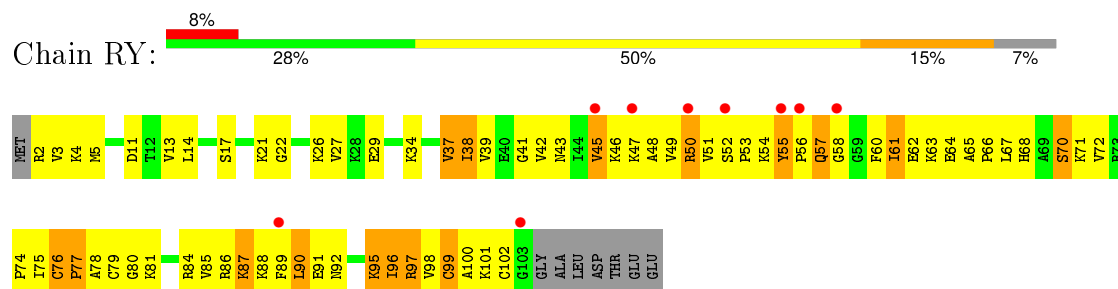
- Molecule 43: 50S ribosomal protein L23



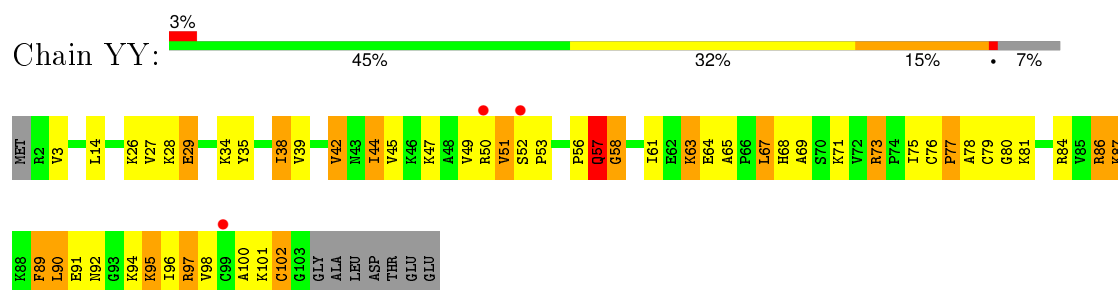
- Molecule 43: 50S ribosomal protein L23



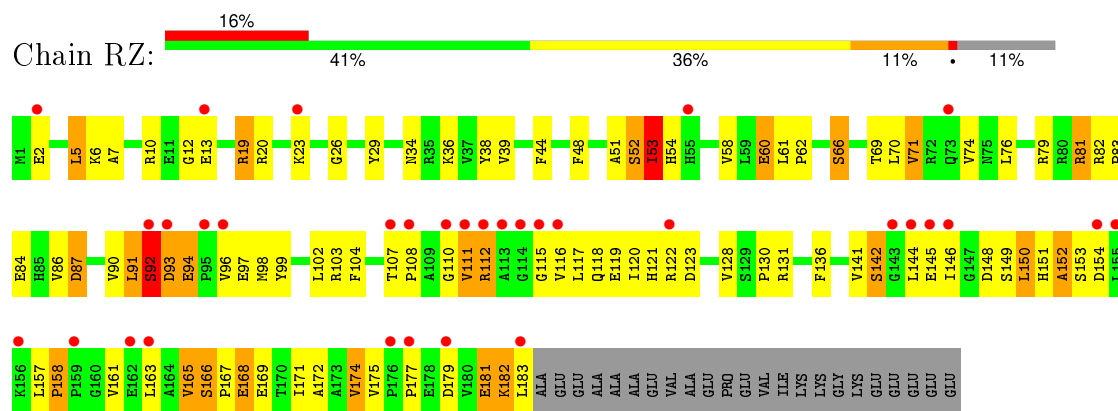
- Molecule 44: 50S ribosomal protein L24



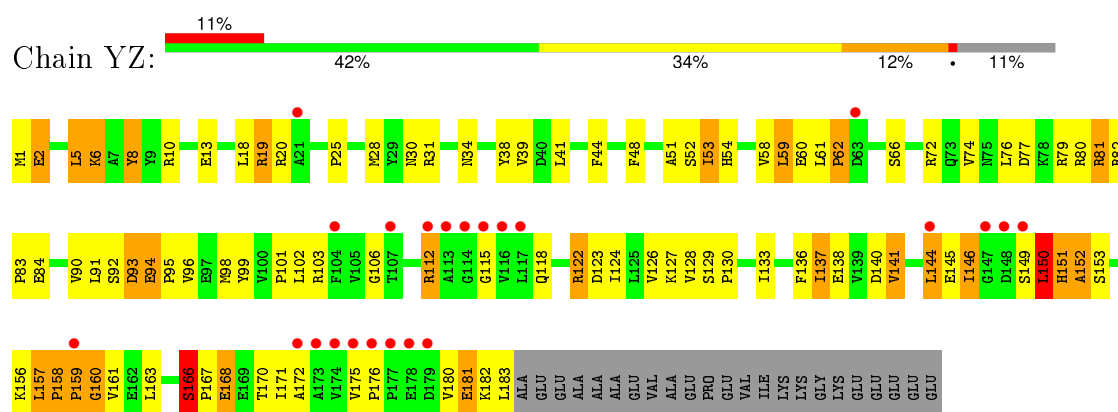
- Molecule 44: 50S ribosomal protein L24



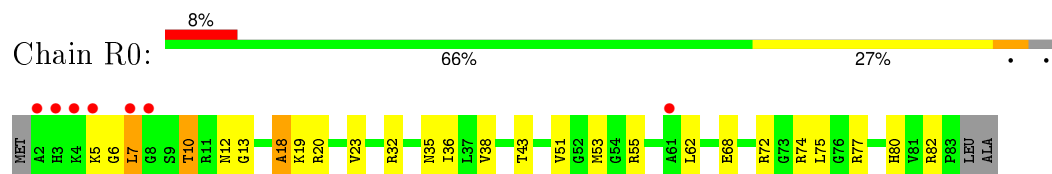
- Molecule 45: 50S ribosomal protein L25



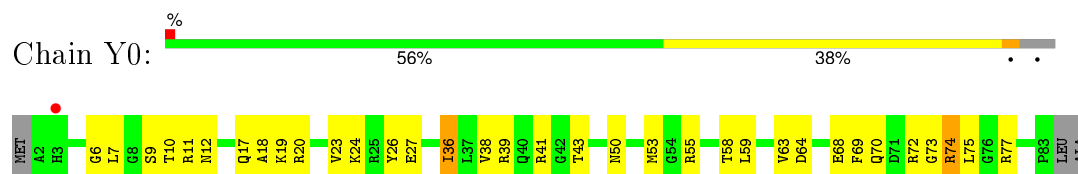
- Molecule 45: 50S ribosomal protein L25



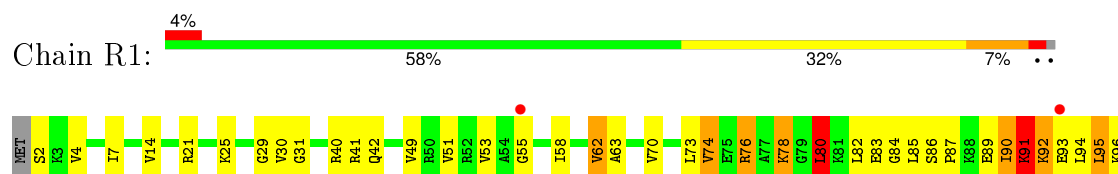
- Molecule 46: 50S ribosomal protein L27



- Molecule 46: 50S ribosomal protein L27

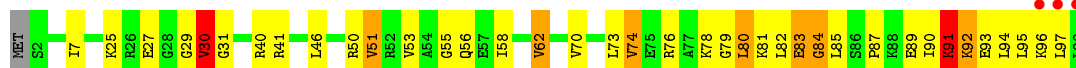


- Molecule 47: 50S ribosomal protein L28

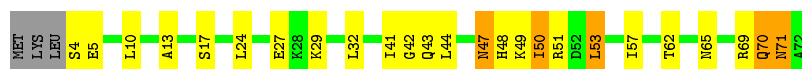




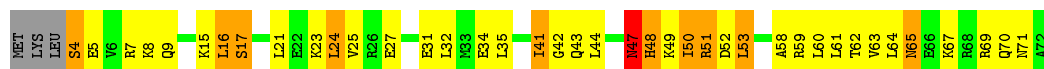
- Molecule 47: 50S ribosomal protein L28



- Molecule 48: 50S ribosomal protein L29



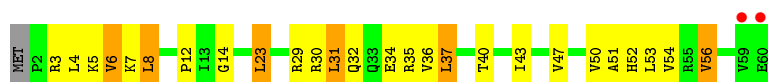
- Molecule 48: 50S ribosomal protein L29



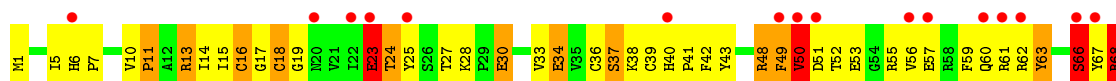
- Molecule 49: 50S ribosomal protein L30



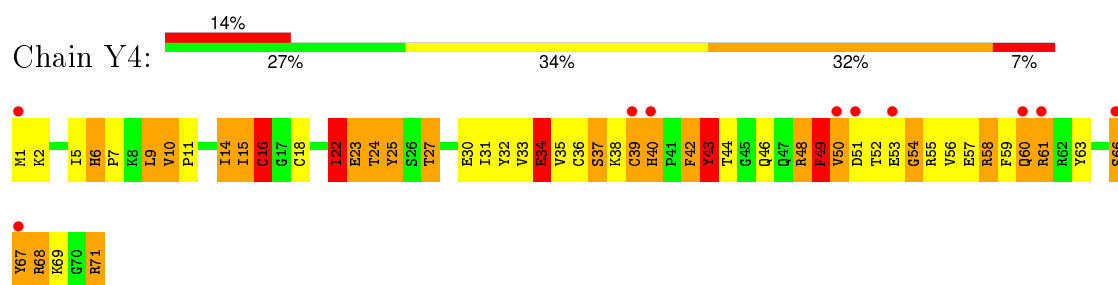
- Molecule 49: 50S ribosomal protein L30



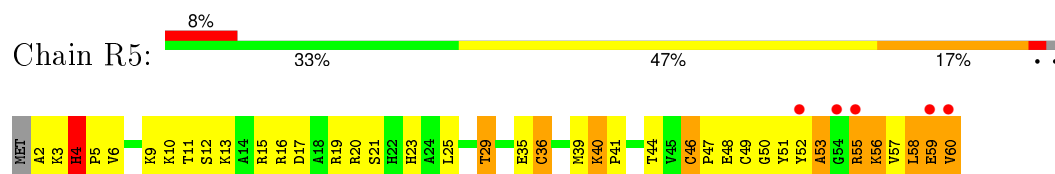
- Molecule 50: 50S ribosomal protein L31



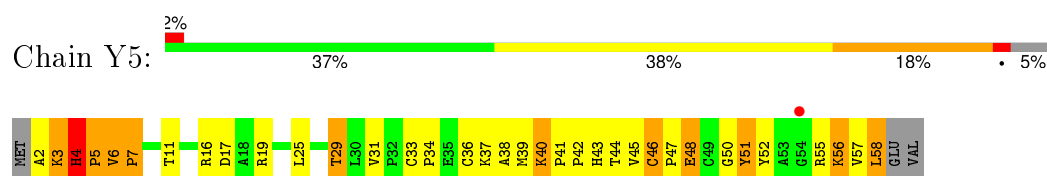
- Molecule 50: 50S ribosomal protein L31



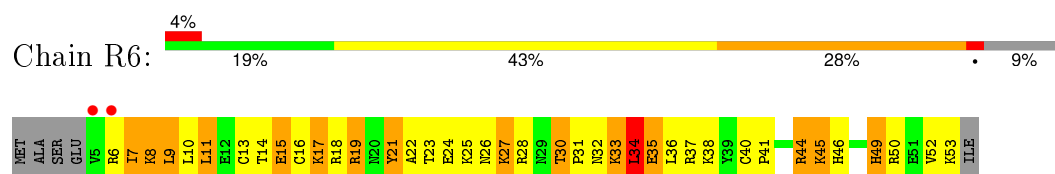
- Molecule 51: 50S ribosomal protein L32



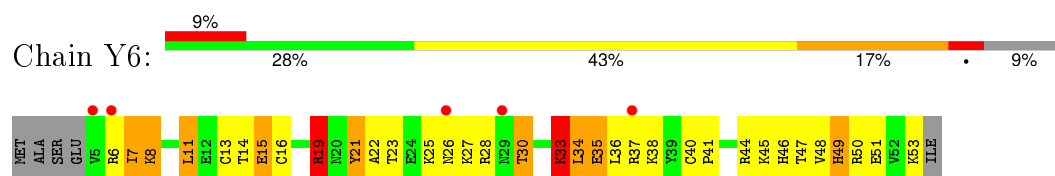
- Molecule 51: 50S ribosomal protein L32



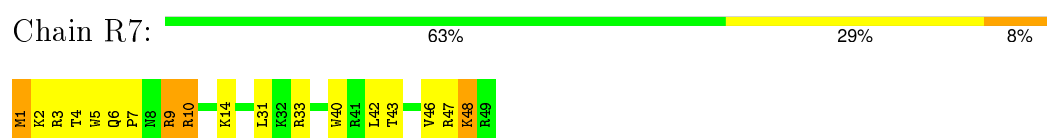
- Molecule 52: 50S ribosomal protein L33



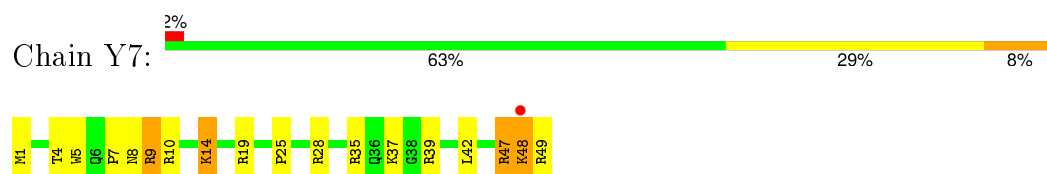
- Molecule 52: 50S ribosomal protein L33



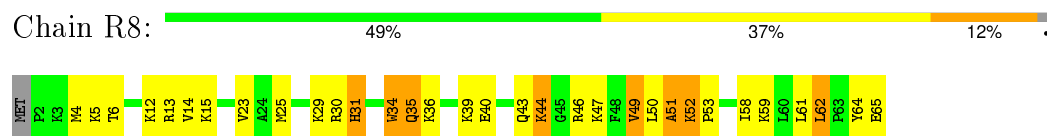
- Molecule 53: 50S ribosomal protein L34



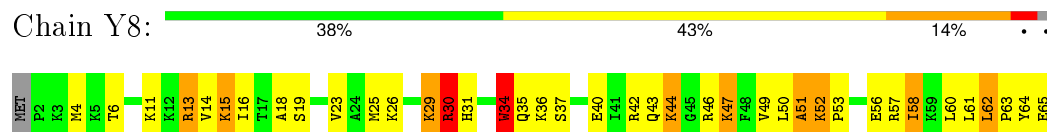
- Molecule 53: 50S ribosomal protein L34



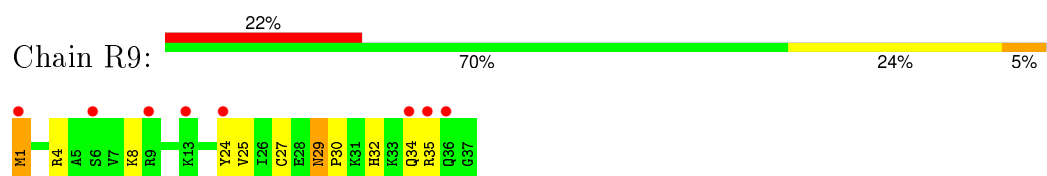
- Molecule 54: 50S ribosomal protein L35



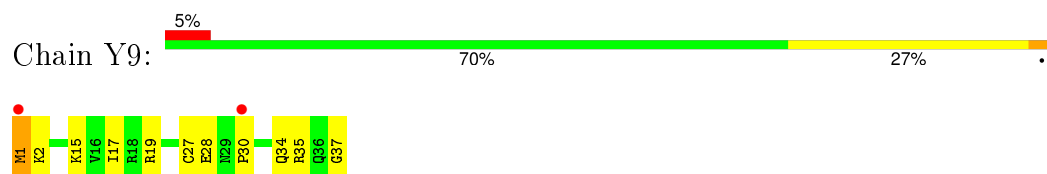
- Molecule 54: 50S ribosomal protein L35



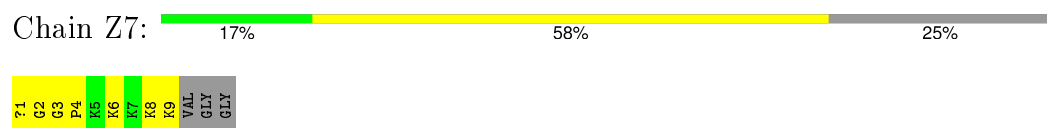
- Molecule 55: 50S ribosomal protein L36



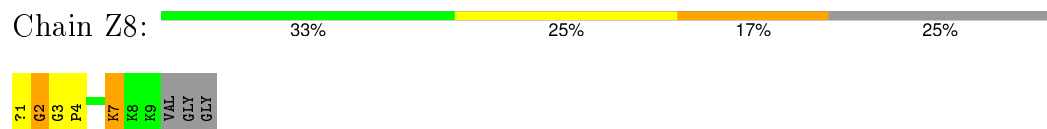
- Molecule 55: 50S ribosomal protein L36



- Molecule 56: T17-GLY-GLY-PRO-LYS-LYS-LYS-LYS-LYS-VAL-GLY-GLY



- Molecule 56: T17-GLY-GLY-PRO-LYS-LYS-LYS-LYS-LYS-VAL-GLY-GLY



4 Data and refinement statistics

Property	Value	Source
Space group	P 21 21 21	Depositor
Cell constants a, b, c, α , β , γ	209.24Å 443.46Å 618.62Å 90.00° 90.00° 90.00°	Depositor
Resolution (Å)	49.79 – 3.60 34.94 – 3.61	Depositor EDS
% Data completeness (in resolution range)	98.1 (49.79-3.60) 98.0 (34.94-3.61)	Depositor EDS
R_{merge}	(Not available)	Depositor
R_{sym}	(Not available)	Depositor
$\langle I/\sigma(I) \rangle$ ¹	2.74 (at 3.66Å)	Xtriage
Refinement program	PHENIX (phenix.refine: 1.8.3_1479)	Depositor
R, R_{free}	0.222 , 0.254 0.229 , 0.257	Depositor DCC
R_{free} test set	28952 reflections (4.75%)	DCC
Wilson B-factor (Å ²)	104.1	Xtriage
Anisotropy	0.244	Xtriage
Bulk solvent k_{sol} (e/Å ³), B_{sol} (Å ²)	0.28 , 79.7	EDS
Estimated twinning fraction	No twinning to report.	Xtriage
L-test for twinning ²	$\langle L \rangle = 0.33$, $\langle L^2 \rangle = 0.17$	Xtriage
Outliers	0 of 638335 reflections	Xtriage
F_o, F_c correlation	0.90	EDS
Total number of atoms	295487	wwPDB-VP
Average B, all atoms (Å ²)	109.0	wwPDB-VP

Xtriage's analysis on translational NCS is as follows: *The largest off-origin peak in the Patterson function is 1.67% of the height of the origin peak. No significant pseudotranslation is detected.*

¹Intensities estimated from amplitudes.

²Theoretical values of $\langle |L| \rangle$, $\langle L^2 \rangle$ for acentric reflections are 0.5, 0.375 respectively for untwinned datasets, and 0.333, 0.2 for perfectly twinned datasets.

5 Model quality ⓘ

5.1 Standard geometry ⓘ

Bond lengths and bond angles in the following residue types are not validated in this section: ZN, MG, T17, PAR

The Z score for a bond length (or angle) is the number of standard deviations the observed value is removed from the expected value. A bond length (or angle) with $|Z| > 5$ is considered an outlier worth inspection. RMSZ is the root-mean-square of all Z scores of the bond lengths (or angles).

Mol	Chain	Bond lengths		Bond angles	
		RMSZ	# $ Z > 5$	RMSZ	# $ Z > 5$
1	QA	0.23	0/36098	0.81	32/56341 (0.1%)
1	XA	0.24	0/36101	0.81	18/56346 (0.0%)
2	QB	0.31	0/1959	0.52	0/2642
2	XB	0.32	0/1959	0.54	0/2642
3	QC	0.32	0/1629	0.53	0/2195
3	XC	0.37	0/1629	0.56	0/2195
4	QD	0.45	0/1733	0.62	1/2318 (0.0%)
4	XD	0.39	0/1733	0.60	0/2318
5	QE	0.35	0/1171	0.56	0/1576
5	XE	0.39	0/1171	0.59	0/1576
6	QF	0.39	0/856	0.57	0/1154
6	XF	0.39	0/856	0.61	0/1154
7	QG	0.33	0/1276	0.50	0/1709
7	XG	0.34	0/1276	0.51	0/1709
8	QH	0.33	0/1136	0.55	0/1527
8	XH	0.38	0/1136	0.58	0/1527
9	QI	0.31	0/1029	0.55	0/1379
9	XI	0.34	0/1029	0.58	0/1379
10	QJ	0.33	0/814	0.54	0/1095
10	XJ	0.35	0/814	0.60	0/1095
11	QK	0.37	0/900	0.57	0/1213
11	XK	0.39	0/900	0.58	0/1213
12	QL	0.37	0/991	0.61	0/1327
12	XL	0.50	1/991 (0.1%)	0.77	2/1327 (0.2%)
13	QM	0.32	0/974	0.59	0/1303
13	XM	0.36	0/974	0.63	0/1303
14	QN	0.40	0/501	0.60	0/664
14	XN	0.42	0/501	0.66	0/664
15	QO	0.35	0/745	0.53	0/992
15	XO	0.39	0/745	0.54	0/992
16	QP	0.36	0/721	0.57	0/970
16	XP	0.35	0/721	0.57	0/970

Mol	Chain	Bond lengths		Bond angles	
		RMSZ	# Z >5	RMSZ	# Z >5
17	QQ	0.35	0/847	0.53	0/1131
17	XQ	0.35	0/847	0.54	0/1131
18	QR	0.35	0/579	0.64	1/768 (0.1%)
18	XR	0.37	0/579	0.60	0/768
19	QS	0.33	0/689	0.60	0/926
19	XS	0.38	0/689	0.69	1/926 (0.1%)
20	QT	0.36	0/765	0.64	0/1007
20	XT	0.31	0/765	0.60	0/1007
21	QU	0.31	0/221	0.53	0/288
21	XU	0.32	0/221	0.61	0/288
22	QV	0.32	1/1836 (0.1%)	0.80	0/2859
22	XV	0.33	1/1836 (0.1%)	0.81	1/2859 (0.0%)
23	QW	0.19	0/1809	0.79	0/2819
23	QY	0.17	0/406	0.73	0/628
23	XW	0.20	0/1809	0.80	0/2819
23	XY	0.20	0/406	0.74	0/628
24	QX	0.19	0/235	0.71	0/364
24	XX	0.18	0/235	0.65	0/364
25	RA	0.26	0/69521	0.81	28/108529 (0.0%)
25	YA	0.29	0/69543	0.83	41/108563 (0.0%)
26	RB	0.26	0/2878	0.88	7/4490 (0.2%)
26	YB	0.29	0/2878	0.91	11/4490 (0.2%)
27	RD	0.51	0/2165	0.70	0/2919
27	YD	0.57	0/2165	0.77	1/2919 (0.0%)
28	RE	0.46	1/1601 (0.1%)	0.73	3/2160 (0.1%)
28	YE	0.48	1/1601 (0.1%)	0.74	2/2160 (0.1%)
29	RF	0.45	1/1620 (0.1%)	0.64	1/2194 (0.0%)
29	YF	0.48	0/1620	0.71	1/2194 (0.0%)
30	RG	0.31	0/1499	0.57	1/2016 (0.0%)
30	YG	0.40	0/1499	0.60	0/2016
31	RH	0.33	1/1332 (0.1%)	0.73	2/1802 (0.1%)
31	YH	0.50	1/1332 (0.1%)	0.76	2/1802 (0.1%)
32	RI	0.40	0/1151	0.75	1/1558 (0.1%)
32	YI	0.38	0/1151	0.66	0/1558
33	RN	0.41	0/1131	0.62	0/1525
33	YN	0.43	0/1131	0.64	0/1525
34	RO	0.41	0/943	0.62	1/1269 (0.1%)
34	YO	0.50	0/943	0.65	0/1269
35	RP	0.48	1/1162 (0.1%)	0.83	1/1544 (0.1%)
35	YP	0.55	2/1162 (0.2%)	0.93	4/1544 (0.3%)
36	RQ	0.44	0/1143	0.71	1/1527 (0.1%)
36	YQ	0.56	0/1143	0.78	0/1527
37	RR	0.42	0/982	0.69	0/1312

Mol	Chain	Bond lengths		Bond angles	
		RMSZ	# Z >5	RMSZ	# Z >5
37	YR	0.45	0/982	0.73	0/1312
38	RS	0.36	0/892	0.64	0/1187
38	YS	0.39	0/892	0.71	0/1187
39	RT	0.41	0/1155	0.63	0/1542
39	YT	0.44	0/1155	0.67	0/1542
40	RU	0.40	0/982	0.65	0/1306
40	YU	0.50	0/982	0.69	0/1306
41	RV	0.38	0/790	0.61	1/1057 (0.1%)
41	YV	0.46	0/790	0.73	1/1057 (0.1%)
42	RW	0.50	0/911	0.67	0/1220
42	YW	0.45	0/911	0.68	0/1220
43	RX	0.47	0/739	0.62	0/993
43	YX	0.50	0/739	0.66	0/993
44	RY	0.44	0/798	0.68	0/1064
44	YY	0.45	0/798	0.69	0/1064
45	RZ	0.34	0/1493	0.60	0/2026
45	YZ	0.45	2/1493 (0.1%)	0.68	4/2026 (0.2%)
46	R0	0.45	0/657	0.65	0/874
46	Y0	0.48	0/657	0.69	0/874
47	R1	0.44	0/770	0.66	0/1022
47	Y1	0.46	0/770	0.69	0/1022
48	R2	0.39	0/583	0.65	0/771
48	Y2	0.52	0/583	0.73	0/771
49	R3	0.35	0/474	0.57	0/635
49	Y3	0.41	0/474	0.59	0/635
50	R4	0.33	0/594	0.68	0/795
50	Y4	0.37	0/594	0.69	0/795
51	R5	0.43	0/473	0.78	0/639
51	Y5	0.68	3/456 (0.7%)	0.89	3/617 (0.5%)
52	R6	0.35	0/431	0.69	0/575
52	Y6	0.37	0/431	0.68	0/575
53	R7	0.49	0/438	0.68	0/575
53	Y7	0.57	0/438	0.71	0/575
54	R8	0.55	0/525	0.79	0/691
54	Y8	0.58	0/525	0.82	0/691
55	R9	0.26	0/310	0.45	0/407
55	Y9	0.32	0/310	0.48	0/407
56	Z7	0.22	0/56	0.45	0/70
56	Z8	0.25	0/56	0.45	0/70
All	All	0.32	16/320246 (0.0%)	0.78	173/478995 (0.0%)

Chiral center outliers are detected by calculating the chiral volume of a chiral center and verifying if the center is modelled as a planar moiety or with the opposite hand. A planarity outlier is

detected by checking planarity of atoms in a peptide group, atoms in a mainchain group or atoms of a sidechain that are expected to be planar.

Mol	Chain	#Chirality outliers	#Planarity outliers
12	QL	0	1
12	XL	0	1
29	YF	0	1
31	RH	0	1
31	YH	0	1
38	YS	0	1
45	YZ	0	1
48	Y2	0	1
50	R4	0	1
54	R8	0	2
54	Y8	0	2
All	All	0	13

All (16) bond length outliers are listed below:

Mol	Chain	Res	Type	Atoms	Z	Observed(Å)	Ideal(Å)
22	QV	0	C	OP3-P	-10.61	1.48	1.61
22	XV	0	C	OP3-P	-10.59	1.48	1.61
35	YP	63	PRO	N-CD	6.16	1.56	1.47
45	YZ	159	PRO	N-CD	5.60	1.55	1.47
35	RP	10	PRO	N-CD	5.58	1.55	1.47
51	Y5	5	PRO	N-CD	5.52	1.55	1.47
35	YP	10	PRO	N-CD	5.41	1.55	1.47
28	YE	22	PRO	N-CD	5.35	1.55	1.47
45	YZ	158	PRO	N-CD	5.34	1.55	1.47
51	Y5	47	PRO	N-CD	5.31	1.55	1.47
31	YH	154	PRO	N-CD	5.28	1.55	1.47
28	RE	22	PRO	N-CD	5.15	1.55	1.47
31	RH	128	PRO	N-CD	5.10	1.54	1.47
12	XL	48	PRO	N-CD	5.10	1.54	1.47
29	RF	25	PRO	N-CD	5.09	1.54	1.47
51	Y5	7	PRO	N-CD	5.09	1.54	1.47

All (173) bond angle outliers are listed below:

Mol	Chain	Res	Type	Atoms	Z	Observed(°)	Ideal(°)
31	RH	125	VAL	C-N-CD	-17.76	81.53	120.60
25	YA	771	G	C2-N3-C4	-10.26	106.77	111.90
36	RQ	77	LYS	C-N-CD	-8.42	102.08	120.60
25	YA	771	G	N9-C4-C5	-8.13	102.15	105.40

Continued on next page...

Continued from previous page...

Mol	Chain	Res	Type	Atoms	Z	Observed(°)	Ideal(°)
25	YA	673	C	C2-N3-C4	-7.98	115.91	119.90
26	RB	95	U	C5-C4-O4	7.82	130.59	125.90
1	QA	1158	C	C2-N1-C1'	7.81	127.39	118.80
1	XA	1158	C	C2-N1-C1'	7.52	127.07	118.80
1	QA	1495	U	N1-C2-O2	7.48	128.04	122.80
25	RA	2506	U	C2-N1-C1'	7.42	126.61	117.70
26	YB	81	G	C5-C6-O6	-7.36	124.18	128.60
1	QA	1301	U	C2-N1-C1'	7.36	126.53	117.70
1	XA	1301	U	C2-N1-C1'	7.31	126.47	117.70
1	QA	1158	C	N1-C2-O2	7.23	123.24	118.90
1	XA	1495	U	N1-C2-O2	7.14	127.80	122.80
1	QA	993	G	C4-N9-C1'	7.11	135.74	126.50
25	YA	1950	G	N3-C4-N9	6.93	130.16	126.00
25	YA	807	U	C2-N3-C4	-6.93	122.84	127.00
25	RA	2702	U	C2-N1-C1'	6.85	125.92	117.70
26	RB	81	G	C5-C6-O6	-6.84	124.50	128.60
25	RA	828	U	C2-N1-C1'	6.80	125.86	117.70
1	QA	1301	U	N1-C2-O2	6.76	127.53	122.80
25	RA	673	C	C2-N3-C4	-6.75	116.53	119.90
1	QA	993	G	N3-C4-N9	6.70	130.02	126.00
1	XA	1158	C	N1-C2-O2	6.68	122.91	118.90
1	QA	1301	U	N3-C2-O2	-6.64	117.55	122.20
1	QA	993	G	C8-N9-C1'	-6.61	118.41	127.00
4	QD	28	SER	C-N-CD	6.58	142.23	128.40
25	YA	1950	G	O4'-C1'-N9	6.46	113.37	108.20
25	RA	828	U	N1-C2-O2	6.41	127.29	122.80
26	YB	81	G	N3-C4-N9	6.37	129.82	126.00
1	QA	754	C	C2-N1-C1'	6.35	125.78	118.80
1	QA	1065	U	P-O3'-C3'	6.33	127.29	119.70
25	YA	828	U	C2-N1-C1'	6.32	125.28	117.70
25	YA	771	G	C8-N9-C4	6.31	108.92	106.40
26	YB	81	G	C4-N9-C1'	6.31	134.70	126.50
26	YB	81	G	C6-C5-N7	-6.27	126.64	130.40
25	YA	103	A	N1-C6-N6	6.26	122.36	118.60
25	RA	807	U	C2-N3-C4	-6.26	123.24	127.00
25	YA	2335	A	O4'-C1'-N9	6.20	113.16	108.20
25	RA	828	U	N3-C2-O2	-6.14	117.90	122.20
26	YB	81	G	C8-N9-C1'	-6.13	119.03	127.00
25	YA	906	G	C5-C6-O6	6.08	132.25	128.60
1	QA	1465	C	C2-N3-C4	-6.07	116.86	119.90
26	YB	95	U	C5-C4-O4	6.02	129.51	125.90
25	RA	2335	A	O4'-C1'-N9	6.00	113.00	108.20

Continued on next page...

Continued from previous page...

Mol	Chain	Res	Type	Atoms	Z	Observed(°)	Ideal(°)
25	RA	669	G	C4-N9-C1'	5.99	134.29	126.50
30	RG	34	LEU	CA-CB-CG	5.99	129.08	115.30
41	YV	35	LEU	CA-CB-CG	5.99	129.08	115.30
1	XA	812	C	P-O3'-C3'	5.89	126.77	119.70
29	YF	74	ARG	NE-CZ-NH1	5.87	123.24	120.30
31	YH	9	ILE	C-N-CD	5.87	140.72	128.40
51	Y5	6	VAL	C-N-CD	5.84	140.66	128.40
25	YA	103	A	C4-C5-C6	5.82	119.91	117.00
26	YB	76	G	N3-C2-N2	-5.82	115.83	119.90
1	XA	1158	C	C6-N1-C2	-5.81	117.98	120.30
28	RE	63	LEU	CA-CB-CG	5.80	128.64	115.30
1	XA	1301	U	N1-C2-O2	5.80	126.86	122.80
25	YA	828	U	N1-C2-O2	5.77	126.84	122.80
26	YB	76	G	C6-N1-C2	-5.77	121.64	125.10
1	QA	365	U	C5-C4-O4	5.76	129.36	125.90
29	RF	24	LEU	C-N-CD	5.73	140.43	128.40
25	YA	1130	U	P-O3'-C3'	5.70	126.54	119.70
51	Y5	46	CYS	C-N-CD	5.69	140.35	128.40
1	QA	49	U	C5-C4-O4	5.69	129.31	125.90
25	RA	2702	U	C5-C6-N1	5.68	125.54	122.70
31	RH	127	GLU	C-N-CD	5.67	140.31	128.40
25	YA	2506	U	C2-N1-C1'	5.67	124.50	117.70
25	YA	669	G	C4-N9-C1'	5.66	133.86	126.50
1	QA	1158	C	N3-C2-O2	-5.66	117.94	121.90
35	YP	59	LEU	CA-CB-CG	5.66	128.31	115.30
26	RB	76	G	C6-N1-C2	-5.65	121.71	125.10
1	QA	1065	U	OP2-P-O3'	5.62	117.56	105.20
12	XL	47	LYS	C-N-CD	5.59	140.15	128.40
35	YP	10	PRO	CA-N-CD	-5.58	103.68	111.50
1	QA	1158	C	C6-N1-C2	-5.58	118.07	120.30
25	YA	673	C	N3-C4-C5	5.58	124.13	121.90
25	YA	2447	G	C6-N1-C2	-5.58	121.75	125.10
28	RE	22	PRO	CA-N-CD	-5.56	103.71	111.50
27	YD	229	VAL	CB-CA-C	-5.56	100.84	111.40
25	YA	828	U	N3-C2-O2	-5.56	118.31	122.20
1	XA	1158	C	N3-C2-O2	-5.55	118.01	121.90
25	YA	771	G	C4-C5-N7	5.53	113.01	110.80
1	QA	993	G	C6-C5-N7	-5.52	127.09	130.40
25	YA	99	U	P-O3'-C3'	5.52	126.32	119.70
1	XA	410	G	OP1-P-O3'	5.51	117.33	105.20
31	YH	153	LYS	C-N-CD	5.51	139.98	128.40
25	RA	103	A	N1-C6-N6	5.51	121.91	118.60

Continued on next page...

Continued from previous page...

Mol	Chain	Res	Type	Atoms	Z	Observed(°)	Ideal(°)
28	YE	21	VAL	C-N-CD	5.50	139.96	128.40
1	QA	1046	A	C5-C6-N1	5.50	120.45	117.70
25	RA	2447	G	C6-N1-C2	-5.50	121.80	125.10
1	QA	993	G	O4'-C1'-N9	5.49	112.59	108.20
1	XA	328	C	N1-C2-O2	5.48	122.19	118.90
1	QA	49	U	N3-C4-O4	-5.46	115.58	119.40
28	RE	27	LEU	CA-CB-CG	5.46	127.87	115.30
25	YA	771	G	N3-C4-C5	5.46	131.33	128.60
35	RP	88	LEU	CA-CB-CG	5.46	127.85	115.30
1	QA	1027	C	OP1-P-O3'	5.44	117.18	105.20
1	XA	328	C	C2-N1-C1'	5.44	124.78	118.80
25	YA	99	U	OP2-P-O3'	5.41	117.10	105.20
12	XL	47	LYS	N-CA-C	5.39	125.56	111.00
1	XA	812	C	OP2-P-O3'	5.38	117.04	105.20
1	XA	1301	U	N3-C2-O2	-5.38	118.43	122.20
25	YA	1313	U	C2-N1-C1'	5.38	124.16	117.70
25	RA	673	C	C5-C4-N4	-5.37	116.44	120.20
25	YA	1950	G	C8-N9-C1'	-5.37	120.02	127.00
26	YB	100	G	C8-N9-C1'	5.37	133.97	127.00
45	YZ	115	GLY	N-CA-C	-5.36	99.71	113.10
26	RB	76	G	N3-C2-N2	-5.35	116.16	119.90
25	RA	669	G	C8-N9-C1'	-5.34	120.06	127.00
25	RA	205	G	P-O3'-C3'	5.33	126.10	119.70
25	RA	404	C	P-O3'-C3'	5.33	126.10	119.70
1	QA	701	C	OP2-P-O3'	5.32	116.90	105.20
45	YZ	158	PRO	C-N-CD	5.32	139.57	128.40
35	YP	25	SER	N-CA-C	-5.29	96.71	111.00
18	QR	31	LEU	CA-CB-CG	5.29	127.47	115.30
26	RB	31	C	N1-C2-O2	5.29	122.07	118.90
45	YZ	157	LEU	C-N-CD	5.27	139.46	128.40
1	QA	328	C	P-O3'-C3'	5.26	126.01	119.70
25	YA	503	A	P-O3'-C3'	5.26	126.01	119.70
25	YA	2378	A	N1-C6-N6	5.26	121.75	118.60
1	XA	1027	C	OP1-P-O3'	5.25	116.76	105.20
1	QA	1158	C	C6-N1-C1'	-5.25	114.50	120.80
35	YP	62	LEU	C-N-CD	5.24	139.41	128.40
25	YA	1950	G	C4-N9-C1'	5.23	133.30	126.50
1	QA	1027	C	P-O3'-C3'	5.23	125.98	119.70
26	RB	81	G	C6-N1-C2	-5.23	121.96	125.10
25	RA	103	A	C4-C5-C6	5.22	119.61	117.00
25	YA	1779	U	C2-N1-C1'	5.22	123.96	117.70
34	RO	8	LEU	CA-CB-CG	5.21	127.28	115.30

Continued on next page...

Continued from previous page...

Mol	Chain	Res	Type	Atoms	Z	Observed(°)	Ideal(°)
25	RA	2506	U	C6-N1-C1'	-5.20	113.92	121.20
22	XV	16	C	C2-N1-C1'	5.19	124.50	118.80
19	XS	41	VAL	C-N-CD	-5.18	109.20	120.60
25	RA	2702	U	N1-C2-O2	5.17	126.42	122.80
26	RB	81	G	N3-C4-N9	5.17	129.10	126.00
25	YA	1372	U	C5-C4-O4	-5.16	122.81	125.90
25	RA	1312	U	P-O3'-C3'	5.16	125.89	119.70
25	RA	1535	U	C2-N1-C1'	5.15	123.88	117.70
26	YB	81	G	O4'-C1'-N9	5.14	112.31	108.20
1	XA	1465	C	C2-N3-C4	-5.14	117.33	119.90
1	QA	754	C	N1-C2-O2	5.14	121.98	118.90
1	QA	1436	U	C2-N3-C4	-5.14	123.92	127.00
1	QA	1322	C	C2-N1-C1'	5.13	124.45	118.80
25	RA	1799	G	P-O3'-C3'	5.13	125.86	119.70
25	RA	1992	G	P-O3'-C3'	5.12	125.85	119.70
26	YB	81	G	N1-C6-O6	5.11	122.97	119.90
1	QA	1297	C	P-O3'-C3'	5.11	125.83	119.70
25	YA	2832	U	P-O3'-C3'	5.11	125.83	119.70
25	YA	222	A	P-O3'-C3'	5.10	125.82	119.70
25	YA	2053	G	C5-N7-C8	-5.10	101.75	104.30
25	RA	2726	U	C2-N1-C1'	5.09	123.81	117.70
1	XA	1297	C	P-O3'-C3'	5.09	125.81	119.70
25	YA	669	G	C8-N9-C1'	-5.09	120.38	127.00
25	YA	1396	U	N1-C2-O2	5.09	126.36	122.80
41	RV	35	LEU	CA-CB-CG	5.09	127.00	115.30
25	RA	2506	U	N1-C2-O2	5.08	126.36	122.80
1	XA	328	C	P-O3'-C3'	5.08	125.80	119.70
25	YA	807	U	C5-C4-O4	-5.05	122.87	125.90
25	RA	537	C	C2-N1-C1'	5.05	124.36	118.80
25	YA	1141	U	C2-N3-C4	-5.05	123.97	127.00
25	YA	1992	G	P-O3'-C3'	5.04	125.75	119.70
28	YE	117	MET	CA-CB-CG	5.04	121.87	113.30
51	Y5	4	HIS	C-N-CD	5.03	138.97	128.40
25	RA	242	G	P-O3'-C3'	5.03	125.74	119.70
25	YA	404	C	P-O3'-C3'	5.03	125.74	119.70
45	YZ	150	LEU	CA-CB-CG	5.03	126.86	115.30
1	XA	1436	U	C2-N3-C4	-5.03	123.98	127.00
25	YA	2681	C	P-O3'-C3'	5.02	125.73	119.70
1	QA	992	U	P-O3'-C3'	5.02	125.72	119.70
1	QA	1465	C	C5-C4-N4	-5.01	116.69	120.20
32	RI	74	ASN	N-CA-C	5.01	124.54	111.00
25	YA	1558	A	P-O3'-C3'	5.01	125.71	119.70

Continued on next page...

Continued from previous page...

Mol	Chain	Res	Type	Atoms	Z	Observed(°)	Ideal(°)
25	RA	222	A	P-O3'-C3'	5.00	125.70	119.70

There are no chirality outliers.

All (13) planarity outliers are listed below:

Mol	Chain	Res	Type	Group
12	QL	47	LYS	Peptide
50	R4	38	LYS	Peptide
54	R8	30	ARG	Peptide
54	R8	35	GLN	Peptide
31	RH	153	LYS	Peptide
12	XL	12	ARG	Sidechain
48	Y2	17	SER	Peptide
54	Y8	30	ARG	Peptide
54	Y8	51	ALA	Peptide
29	YF	47	GLY	Peptide
31	YH	127	GLU	Peptide
38	YS	109	GLY	Peptide
45	YZ	181	GLU	Peptide

5.2 Too-close contacts

In the following table, the Non-H and H(model) columns list the number of non-hydrogen atoms and hydrogen atoms in the chain respectively. The H(added) column lists the number of hydrogen atoms added and optimized by MolProbity. The Clashes column lists the number of clashes within the asymmetric unit, whereas Symm-Clashes lists symmetry related clashes.

Mol	Chain	Non-H	H(model)	H(added)	Clashes	Symm-Clashes
1	QA	32247	0	16278	479	0
1	XA	32249	0	16279	433	0
2	QB	1924	0	1975	62	0
2	XB	1924	0	1975	83	0
3	QC	1605	0	1668	49	0
3	XC	1605	0	1668	57	0
4	QD	1703	0	1763	93	0
4	XD	1703	0	1765	50	1
5	QE	1155	0	1213	28	0
5	XE	1155	0	1213	42	0
6	QF	843	0	857	29	0
6	XF	843	0	857	40	0
7	QG	1257	0	1296	46	0

Continued on next page...

Continued from previous page...

Mol	Chain	Non-H	H(model)	H(added)	Clashes	Symm-Clashes
7	XG	1257	0	1296	24	0
8	QH	1116	0	1175	38	0
8	XH	1116	0	1177	28	0
9	QI	1010	0	1037	37	0
9	XI	1010	0	1037	49	0
10	QJ	801	0	849	51	0
10	XJ	801	0	849	42	0
11	QK	885	0	904	36	0
11	XK	885	0	904	37	0
12	QL	975	0	1062	39	0
12	XL	975	0	1062	50	0
13	QM	964	0	1034	64	0
13	XM	964	0	1034	61	0
14	QN	492	0	529	27	0
14	XN	492	0	529	18	0
15	QO	734	0	771	20	0
15	XO	734	0	771	18	0
16	QP	705	0	725	16	0
16	XP	705	0	725	25	0
17	QQ	834	0	904	23	0
17	XQ	834	0	904	14	0
18	QR	574	0	644	10	0
18	XR	574	0	644	25	0
19	QS	674	0	699	74	0
19	XS	674	0	699	74	0
20	QT	763	0	861	20	0
20	XT	763	0	861	35	0
21	QU	217	0	234	11	0
21	XU	217	0	234	2	0
22	QV	1644	0	835	17	0
22	XV	1644	0	836	18	0
23	QW	1619	0	822	25	0
23	QY	364	0	186	2	0
23	XW	1619	0	822	30	0
23	XY	364	0	186	2	0
24	QX	210	0	109	0	0
24	XX	210	0	109	1	0
25	RA	62071	0	31284	759	1
25	YA	62091	0	31294	730	0
26	RB	2573	0	1306	41	0
26	YB	2573	0	1306	34	0
27	RD	2115	0	2195	95	0

Continued on next page...

Continued from previous page...

Mol	Chain	Non-H	H(model)	H(added)	Clashes	Symm-Clashes
27	YD	2115	0	2195	139	0
28	RE	1568	0	1634	92	0
28	YE	1568	0	1634	72	0
29	RF	1585	0	1632	85	0
29	YF	1585	0	1632	62	0
30	RG	1474	0	1535	65	0
30	YG	1474	0	1535	62	0
31	RH	1307	0	1382	74	0
31	YH	1307	0	1382	89	0
32	RI	1136	0	1223	75	0
32	YI	1136	0	1223	52	0
33	RN	1104	0	1180	41	0
33	YN	1104	0	1180	50	0
34	RO	933	0	996	23	0
34	YO	933	0	996	21	0
35	RP	1145	0	1226	82	0
35	YP	1145	0	1228	88	0
36	RQ	1122	0	1179	57	0
36	YQ	1122	0	1178	50	0
37	RR	968	0	1033	49	0
37	YR	968	0	1033	35	0
38	RS	882	0	943	42	0
38	YS	882	0	943	45	0
39	RT	1141	0	1202	63	0
39	YT	1141	0	1202	53	0
40	RU	964	0	1022	31	0
40	YU	964	0	1022	52	0
41	RV	779	0	852	20	0
41	YV	779	0	852	43	0
42	RW	900	0	964	24	0
42	YW	900	0	964	27	0
43	RX	725	0	778	29	0
43	YX	725	0	778	23	0
44	RY	785	0	878	48	0
44	YY	785	0	878	40	0
45	RZ	1461	0	1493	64	0
45	YZ	1461	0	1493	80	0
46	R0	648	0	672	21	0
46	Y0	648	0	672	31	0
47	R1	763	0	848	29	0
47	Y1	763	0	848	28	0
48	R2	581	0	629	15	0

Continued on next page...

Continued from previous page...

Mol	Chain	Non-H	H(model)	H(added)	Clashes	Symm-Clashes
48	Y2	581	0	629	23	0
49	R3	469	0	518	6	0
49	Y3	469	0	518	15	0
50	R4	581	0	574	77	0
50	Y4	581	0	574	98	0
51	R5	459	0	476	68	0
51	Y5	442	0	465	35	0
52	R6	424	0	450	26	0
52	Y6	424	0	450	32	0
53	R7	430	0	480	20	0
53	Y7	430	0	480	15	0
54	R8	517	0	582	30	0
54	Y8	517	0	582	40	0
55	R9	307	0	338	8	0
55	Y9	307	0	336	8	0
56	Z7	116	0	134	13	0
56	Z8	116	0	133	5	0
57	QA	67	0	0	0	0
57	QF	1	0	0	0	0
57	QH	1	0	0	0	0
57	QV	2	0	0	0	0
57	QY	1	0	0	0	0
57	R0	1	0	0	0	0
57	R5	1	0	0	0	0
57	RA	246	0	0	0	0
57	RB	2	0	0	0	0
57	RD	1	0	0	0	0
57	RE	1	0	0	0	0
57	RP	4	0	0	0	0
57	XA	71	0	0	0	0
57	XB	1	0	0	0	0
57	XM	1	0	0	0	0
57	XV	3	0	0	0	0
57	XX	1	0	0	0	0
57	XY	1	0	0	0	0
57	Y5	1	0	0	0	0
57	Y7	1	0	0	0	0
57	YA	278	0	0	0	0
57	YB	5	0	0	0	0
57	YD	1	0	0	0	0
57	YE	2	0	0	0	0
57	YP	1	0	0	0	0

Continued on next page...

Continued from previous page...

Mol	Chain	Non-H	H(model)	H(added)	Clashes	Symm-Clashes
57	YX	1	0	0	0	0
58	QA	42	0	45	1	0
58	XA	42	0	45	4	0
59	QD	1	0	0	0	0
59	QN	1	0	0	0	0
59	R5	1	0	0	0	0
59	XD	1	0	0	0	0
59	XN	1	0	0	0	0
59	Y9	1	0	0	0	0
All	All	295487	0	200229	5889	1

The all-atom clashscore is defined as the number of clashes found per 1000 atoms (including hydrogen atoms). The all-atom clashscore for this structure is 12.

All (5889) close contacts within the same asymmetric unit are listed below, sorted by their clash magnitude.

Atom-1	Atom-2	Interatomic distance (Å)	Clash overlap (Å)
36:YQ:134:ARG:CZ	45:YZ:122:ARG:HH21	1.34	1.39
28:YE:14:ILE:HG22	28:YE:21:VAL:CG2	1.56	1.35
27:YD:121:PRO:HB3	27:YD:135:PHE:CE2	1.64	1.31
28:YE:14:ILE:CG2	28:YE:21:VAL:HG23	1.62	1.29
31:RH:125:VAL:HG12	31:RH:126:PRO:CD	1.64	1.25
45:YZ:93:ASP:O	45:YZ:94:GLU:HG2	1.10	1.24
28:RE:21:VAL:HG23	28:RE:22:PRO:CB	1.69	1.22
27:YD:121:PRO:CB	27:YD:135:PHE:HE2	1.55	1.18
4:QD:167:GLY:HA3	27:YD:135:PHE:HE1	1.10	1.17
13:QM:80:ARG:HD3	50:R4:71:ARG:NH2	1.59	1.17
51:Y5:46:CYS:SG	51:Y5:50:GLY:HA3	1.84	1.16
31:RH:125:VAL:CG1	31:RH:126:PRO:HD3	1.75	1.16
19:XS:42:PRO:HB3	50:Y4:60:GLN:OE1	1.49	1.13
4:XD:22:LYS:HD3	4:XD:26:CYS:SG	1.89	1.12
4:QD:166:LYS:HG3	4:QD:178:VAL:HG11	1.32	1.10
25:RA:1169:G:H1	25:RA:1180:C:N4	1.48	1.09
28:RE:21:VAL:HG23	28:RE:22:PRO:HB3	1.18	1.09
36:YQ:134:ARG:CZ	45:YZ:122:ARG:NH2	2.16	1.09
27:YD:121:PRO:CB	27:YD:135:PHE:CE2	2.34	1.09
32:YI:53:ALA:O	32:YI:57:ARG:HG3	1.52	1.08
25:YA:1169:G:H1	25:YA:1180:C:N4	1.52	1.07
31:YH:10:PRO:HG2	31:YH:50:VAL:HG13	1.32	1.06
4:QD:167:GLY:CA	27:YD:135:PHE:CE1	2.39	1.05
4:QD:167:GLY:HA3	27:YD:135:PHE:CE1	1.90	1.05

Continued on next page...

Continued from previous page...

Atom-1	Atom-2	Interatomic distance (Å)	Clash overlap (Å)
45:YZ:93:ASP:O	45:YZ:94:GLU:CG	2.03	1.05
28:RE:21:VAL:CG2	28:RE:22:PRO:HB3	1.87	1.05
51:Y5:46:CYS:SG	51:Y5:50:GLY:CA	2.44	1.04
51:R5:50:GLY:HA3	51:R5:56:LYS:HB3	1.38	1.04
53:R7:9:ARG:HH21	53:R7:48:LYS:HD2	1.16	1.04
45:YZ:91:LEU:HG	45:YZ:130:PRO:HB3	1.41	1.03
25:YA:1359:A:N6	25:YA:1372:U:N3	2.07	1.02
32:RI:52:ARG:O	32:RI:56:LYS:N	1.91	1.02
28:YE:24:THR:HG21	28:YE:188:VAL:HG11	1.37	1.02
4:QD:28:SER:HB3	4:QD:29:PRO:HD3	1.39	1.00
19:QS:67:VAL:HB	50:R4:59:PHE:CE2	1.96	1.00
19:QS:67:VAL:HG12	50:R4:59:PHE:CE1	1.96	0.99
31:RH:125:VAL:HG12	31:RH:126:PRO:HD3	1.01	0.99
31:YH:10:PRO:CG	31:YH:50:VAL:HG13	1.91	0.99
25:RA:1542:G:H3'	25:RA:1543:A:C5'	1.92	0.99
25:YA:2287:A:H62	25:YA:2344:U:H3	1.04	0.98
6:XF:100:ASN:O	18:XR:28:GLU:HG2	1.61	0.98
25:YA:2099:U:H3	25:YA:2190:G:H1	1.05	0.98
28:YE:14:ILE:CG2	28:YE:21:VAL:CG2	2.29	0.98
4:XD:22:LYS:CD	4:XD:26:CYS:SG	2.52	0.98
51:R5:58:LEU:HD13	51:R5:60:VAL:HG12	1.41	0.97
13:XM:54:VAL:HG23	50:Y4:32:TYR:OH	1.64	0.97
13:QM:7:VAL:HG21	30:RG:113:ARG:O	1.63	0.97
4:QD:9:CYS:SG	4:QD:22:LYS:CE	2.52	0.97
25:YA:2701:C:H3'	25:YA:2702:U:H5''	1.43	0.97
38:YS:59:LYS:HD3	38:YS:60:GLY:N	1.80	0.97
25:RA:1542:G:H3'	25:RA:1543:A:H5'	1.43	0.96
13:QM:80:ARG:HE	50:R4:71:ARG:HH12	1.08	0.96
25:RA:2053:G:O6	25:RA:2614:A:H2	1.49	0.96
1:XA:963:G:H1	1:XA:972:C:H42	1.09	0.96
28:YE:24:THR:HG21	28:YE:188:VAL:CG1	1.97	0.95
4:QD:167:GLY:HA2	27:YD:135:PHE:CZ	2.01	0.95
28:RE:20:ALA:O	28:RE:21:VAL:HG13	1.65	0.95
28:RE:13:ARG:HB2	28:RE:21:VAL:HG12	1.47	0.95
4:QD:9:CYS:SG	4:QD:22:LYS:HE3	2.07	0.95
19:QS:67:VAL:HB	50:R4:59:PHE:CZ	2.01	0.94
29:YF:68:LYS:HG2	29:YF:69:HIS:CE1	2.02	0.94
27:YD:121:PRO:CA	27:YD:135:PHE:CE2	2.50	0.94
29:YF:68:LYS:HG2	29:YF:69:HIS:ND1	1.83	0.94
25:YA:896:A:H1'	45:YZ:176:PRO:HB3	1.50	0.94
45:YZ:95:PRO:HG2	45:YZ:127:LYS:HD3	1.48	0.94

Continued on next page...

Continued from previous page...

Atom-1	Atom-2	Interatomic distance (Å)	Clash overlap (Å)
19:QS:70:LYS:CE	50:R4:68:ARG:HH21	1.79	0.94
12:XL:48:PRO:O	12:XL:49:ASN:ND2	2.00	0.93
19:QS:70:LYS:HE2	50:R4:68:ARG:NH2	1.83	0.93
25:YA:1533:C:H42	25:YA:1538:G:H1	1.01	0.93
2:QB:185:ILE:HG22	2:QB:199:TYR:HB2	1.48	0.93
27:YD:121:PRO:HA	27:YD:135:PHE:CE2	2.03	0.93
1:QA:1002:G:H1	1:QA:1038:C:H42	1.00	0.93
32:RI:57:ARG:O	32:RI:61:ARG:HG2	1.67	0.93
51:R5:55:ARG:NH1	51:R5:57:VAL:HA	1.83	0.93
25:RA:2308:G:H1	25:RA:2311:A:H2	1.15	0.93
28:RE:21:VAL:HG23	28:RE:22:PRO:CA	1.99	0.92
32:RI:52:ARG:HB2	32:RI:56:LYS:HB2	1.48	0.92
1:XA:954:G:H21	1:XA:1227:A:H62	1.01	0.92
27:YD:121:PRO:CA	27:YD:135:PHE:HE2	1.82	0.92
27:YD:121:PRO:HA	27:YD:135:PHE:CD2	2.05	0.92
26:RB:38:C:H42	26:RB:44:G:H1	1.17	0.92
51:Y5:33:CYS:HG	51:Y5:46:CYS:HG	1.17	0.92
32:RI:52:ARG:O	32:RI:56:LYS:HB3	1.69	0.92
38:YS:59:LYS:HD3	38:YS:60:GLY:H	1.34	0.91
1:XA:963:G:N2	1:XA:972:C:N3	2.18	0.91
35:RP:58:THR:O	35:RP:61:ARG:NE	2.03	0.91
31:RH:125:VAL:HG12	31:RH:126:PRO:CG	1.98	0.91
19:XS:67:VAL:HG21	50:Y4:60:GLN:HE22	1.32	0.91
25:YA:49:A:N7	25:YA:120:U:C4	2.38	0.91
32:YI:52:ARG:O	32:YI:56:LYS:HB3	1.71	0.91
25:YA:993:G:OP1	40:YU:50:ARG:NH2	2.04	0.91
25:RA:1043:C:H42	25:RA:1112:G:H1	0.97	0.91
13:QM:80:ARG:HD3	50:R4:71:ARG:HH22	1.33	0.90
51:R5:40:LYS:NZ	51:R5:46:CYS:SG	2.45	0.90
25:YA:1338:G:N7	43:YX:62:LYS:NZ	2.20	0.90
4:QD:28:SER:HB3	4:QD:29:PRO:CD	1.96	0.90
45:YZ:151:HIS:HB3	45:YZ:170:THR:HA	1.54	0.90
25:RA:2580:U:H4'	28:RE:130:GLY:HA3	1.54	0.90
36:RQ:81:VAL:O	36:RQ:82:ARG:NE	2.05	0.89
1:XA:954:G:N2	1:XA:1227:A:H62	1.70	0.89
25:YA:1359:A:N6	25:YA:1372:U:H3	1.71	0.89
28:YE:50:GLY:HA2	28:YE:77:ILE:HA	1.53	0.89
25:RA:2839:G:H5'	37:RR:46:GLY:HA2	1.54	0.89
32:RI:54:GLN:O	32:RI:58:LEU:HB2	1.73	0.89
36:YQ:134:ARG:NH1	45:YZ:122:ARG:HH21	1.69	0.89
19:QS:70:LYS:NZ	50:R4:68:ARG:HH21	1.70	0.89

Continued on next page...

Continued from previous page...

Atom-1	Atom-2	Interatomic distance (Å)	Clash overlap (Å)
19:QS:70:LYS:HE2	50:R4:68:ARG:HH21	1.34	0.89
39:RT:26:ASP:HB3	39:RT:92:GLY:H	1.36	0.88
1:QA:49:U:C4	1:QA:365:U:O4	2.26	0.88
51:R5:49:CYS:O	51:R5:56:LYS:HD2	1.73	0.88
25:RA:2287:A:N6	25:RA:2344:U:H3	1.71	0.88
44:YY:79:CYS:SG	44:YY:80:GLY:N	2.45	0.88
13:XM:68:GLY:HA3	30:YG:116:ASP:OD1	1.73	0.88
25:RA:2701:C:H3'	25:RA:2702:U:H5''	1.52	0.88
51:R5:55:ARG:HG3	51:R5:57:VAL:H	1.37	0.88
1:QA:963:G:H1	1:QA:972:C:H42	1.22	0.88
1:XA:1008:C:H42	1:XA:1021:G:H1	1.17	0.88
31:YH:152:ARG:HG3	31:YH:153:LYS:HD2	1.53	0.88
31:YH:10:PRO:HD3	31:YH:50:VAL:O	1.73	0.87
29:RF:6:VAL:HB	29:RF:24:LEU:HB2	1.57	0.87
28:RE:13:ARG:HB2	28:RE:21:VAL:CG1	2.03	0.87
31:YH:109:PHE:CZ	31:YH:152:ARG:HD3	2.09	0.87
51:R5:49:CYS:O	51:R5:56:LYS:CD	2.22	0.87
35:RP:64:LYS:O	35:RP:66:GLY:N	2.07	0.87
44:YY:76:CYS:HB3	44:YY:96:ILE:HD13	1.57	0.87
25:YA:847:U:O4	25:YA:933:A:N1	2.08	0.87
1:QA:49:U:C5	1:QA:365:U:O4	2.27	0.87
56:Z8:1:T17:H10	56:Z8:1:T17:H55	1.54	0.87
25:RA:1543:A:H1'	25:RA:1545:A:O4'	1.75	0.87
13:XM:54:VAL:CG2	50:Y4:32:TYR:OH	2.23	0.87
3:QC:79:ARG:HD2	11:XK:99:GLN:NE2	1.88	0.87
25:YA:1533:C:N4	25:YA:1538:G:H1	1.73	0.86
25:RA:2287:A:H62	25:RA:2344:U:H3	0.90	0.86
35:RP:19:VAL:HG13	35:RP:21:ARG:H	1.40	0.86
25:YA:1138:G:H21	33:YN:106:MET:HE3	1.41	0.86
25:RA:1169:G:N2	25:RA:1180:C:N3	2.23	0.86
25:RA:847:U:O4	25:RA:933:A:N1	2.08	0.86
4:XD:9:CYS:SG	4:XD:22:LYS:CE	2.63	0.86
1:QA:1316:G:H22	1:QA:1319:A:H5''	1.41	0.86
1:XA:1298:C:OP2	7:XG:114:ARG:NH2	2.07	0.86
45:RZ:111:VAL:HG22	45:RZ:112:ARG:H	1.39	0.86
51:R5:50:GLY:HA3	51:R5:56:LYS:CB	2.06	0.86
1:XA:963:G:H1	1:XA:972:C:N4	1.73	0.86
4:XD:157:LEU:O	4:XD:161:ASN:ND2	2.07	0.86
27:RD:43:ARG:NH1	27:RD:44:ASN:OD1	2.09	0.85
1:QA:410:G:H3'	4:QD:25:ARG:HH21	1.41	0.85
32:RI:53:ALA:O	32:RI:57:ARG:HG3	1.77	0.85

Continued on next page...

Continued from previous page...

Atom-1	Atom-2	Interatomic distance (Å)	Clash overlap (Å)
5:QE:50:GLU:HB3	5:QE:53:LEU:HD13	1.59	0.85
25:RA:806:C:OP2	35:RP:41:ARG:NH1	2.09	0.85
42:YW:18:ARG:HG3	42:YW:76:VAL:HG13	1.58	0.85
44:RY:79:CYS:SG	44:RY:80:GLY:N	2.45	0.84
4:QD:195:ALA:HB3	6:XF:16:GLN:O	1.76	0.84
19:XS:42:PRO:CB	50:Y4:60:GLN:OE1	2.26	0.84
25:RA:1043:C:N3	25:RA:1112:G:N2	2.25	0.84
35:YP:58:THR:O	35:YP:61:ARG:NE	2.09	0.84
26:RB:33:G:H5'	30:RG:2:PRO:HG3	1.59	0.84
25:RA:49:A:N7	25:RA:120:U:C4	2.45	0.84
39:YT:26:ASP:HB3	39:YT:92:GLY:H	1.42	0.84
19:QS:9:VAL:CG1	50:R4:66:SER:O	2.24	0.84
19:XS:65:ASN:HA	50:Y4:55:ARG:HD2	1.60	0.84
32:RI:52:ARG:HB2	32:RI:56:LYS:CB	2.08	0.84
1:QA:1002:G:H1	1:QA:1038:C:N4	1.75	0.84
19:XS:68:GLY:N	50:Y4:59:PHE:CE1	2.46	0.84
25:RA:1043:C:N4	25:RA:1112:G:H1	1.74	0.84
56:Z7:1:T17:H66	56:Z7:2:GLY:H	1.41	0.84
33:YN:4:TYR:O	40:YU:64:ARG:NH1	2.10	0.84
25:YA:67:U:H3	25:YA:74:A:H2	1.25	0.84
25:YA:631:A:OP2	54:Y8:46:ARG:NH2	2.11	0.83
2:QB:80:ILE:HD11	2:QB:208:ILE:HG23	1.58	0.83
45:YZ:145:GLU:HG3	45:YZ:146:ILE:HG12	1.59	0.83
25:YA:2098:U:H3	25:YA:2191:G:H1	1.26	0.83
6:QF:17:SER:O	6:QF:20:ALA:N	2.11	0.83
31:YH:12:PRO:HD3	31:YH:48:GLY:O	1.77	0.83
25:RA:1359:A:N1	25:RA:1372:U:O4	2.11	0.83
25:YA:483:A:H4'	44:YY:49:VAL:HA	1.59	0.83
35:YP:19:VAL:HG13	35:YP:21:ARG:H	1.41	0.83
30:YG:27:ASN:HB3	30:YG:30:GLU:HG3	1.60	0.83
1:XA:963:G:N3	10:XJ:55:LYS:NZ	2.27	0.83
25:RA:857:C:H4'	46:R0:23:VAL:HG21	1.59	0.83
40:YU:90:VAL:O	40:YU:92:ARG:N	2.11	0.82
32:RI:55:ALA:O	32:RI:58:LEU:HB3	1.78	0.82
19:XS:5:LEU:HG	50:Y4:66:SER:CB	2.09	0.82
25:RA:530:G:O2'	25:RA:532:A:N7	2.12	0.82
25:YA:1021:A:H61	25:YA:1142(A):A:H61	1.22	0.82
28:RE:20:ALA:C	28:RE:21:VAL:HG13	1.97	0.82
4:XD:9:CYS:SG	4:XD:22:LYS:HE2	2.19	0.82
4:QD:195:ALA:CB	6:XF:20:ALA:HB2	2.09	0.82
51:R5:4:HIS:HB3	51:R5:5:PRO:HD3	1.62	0.82

Continued on next page...

Continued from previous page...

Atom-1	Atom-2	Interatomic distance (Å)	Clash overlap (Å)
6:QF:17:SER:O	6:QF:19:LEU:N	2.12	0.82
25:YA:620:G:H4'	25:YA:621:A:H5''	1.60	0.82
25:YA:2015:A:H1'	51:Y5:2:ALA:HA	1.60	0.82
42:YW:90:ARG:HH11	42:YW:90:ARG:HG3	1.45	0.82
51:R5:16:ARG:NH1	51:R5:17:ASP:OD1	2.13	0.82
1:XA:31:G:O2'	1:XA:48:C:N4	2.11	0.82
29:RF:197:ASP:O	29:RF:199:TRP:N	2.12	0.82
25:YA:2753:A:O2'	55:Y9:15:LYS:NZ	2.12	0.82
44:RY:29:GLU:HB3	44:RY:38:ILE:HG12	1.62	0.82
28:RE:22:PRO:HD2	28:RE:185:LYS:HD2	1.61	0.81
4:QD:167:GLY:CA	27:YD:135:PHE:HE1	1.83	0.81
25:RA:2308:G:N1	25:RA:2311:A:C2	2.47	0.81
47:Y1:7:ILE:HD12	47:Y1:62:VAL:HG11	1.62	0.81
28:RE:15:PHE:CD1	28:RE:20:ALA:HB2	2.14	0.81
19:QS:68:GLY:HA3	50:R4:68:ARG:HB2	1.62	0.81
25:RA:2068:U:H3	25:RA:2430:A:H2	1.28	0.81
51:Y5:16:ARG:NH1	51:Y5:17:ASP:OD1	2.13	0.81
25:YA:265:A:N6	25:YA:427:U:O2'	2.13	0.81
25:YA:1664:A:H61	25:YA:1996:C:H42	1.29	0.81
35:RP:62:LEU:HD21	54:R8:25:MET:HB2	1.61	0.81
33:YN:4:TYR:OH	33:YN:7:LYS:NZ	2.14	0.81
48:Y2:47:ASN:O	48:Y2:49:LYS:N	2.12	0.81
29:RF:103:LYS:HA	29:RF:106:ARG:HG3	1.63	0.81
1:XA:1002:G:H1	1:XA:1038:C:H42	1.27	0.81
19:QS:70:LYS:CE	50:R4:68:ARG:NH2	2.43	0.81
48:R2:47:ASN:O	48:R2:49:LYS:N	2.13	0.81
13:QM:14:ARG:H	13:QM:44:ARG:HD3	1.45	0.81
2:XB:69:LEU:HB3	2:XB:162:ILE:HG22	1.61	0.81
28:RE:201:THR:HG22	28:RE:203:LYS:H	1.45	0.81
39:RT:24:PRO:HA	39:RT:49:VAL:HG13	1.61	0.80
31:YH:10:PRO:CD	31:YH:50:VAL:O	2.29	0.80
25:RA:676:A:H8	25:RA:2069:G:H21	1.29	0.80
4:QD:30:LYS:C	4:QD:32:ALA:H	1.83	0.80
45:RZ:108:PRO:HA	45:RZ:142:SER:HA	1.60	0.80
25:YA:956:G:H5''	36:YQ:77:LYS:HE2	1.64	0.80
32:YI:92:VAL:HG13	32:YI:120:ILE:HG23	1.64	0.80
25:YA:1824:G:OP1	27:YD:52:ARG:NH1	2.14	0.80
25:RA:273:G:H1	25:RA:364:C:H42	1.27	0.80
32:YI:130:TYR:HB3	32:YI:136:VAL:HG13	1.62	0.80
28:RE:50:GLY:HA2	28:RE:77:ILE:HA	1.64	0.80
33:RN:42:TRP:O	40:RU:64:ARG:NH2	2.15	0.80

Continued on next page...

Continued from previous page...

Atom-1	Atom-2	Interatomic distance (Å)	Clash overlap (Å)
25:RA:847:U:C4	25:RA:933:A:N1	2.50	0.80
25:RA:958:U:OP2	36:RQ:14:ARG:NH1	2.13	0.80
44:YY:76:CYS:SG	44:YY:77:PRO:HD2	2.22	0.80
25:RA:270(R):G:N3	47:R1:78:LYS:NZ	2.30	0.80
25:YA:1359:A:N6	25:YA:1372:U:C4	2.50	0.80
13:QM:3:ARG:HA	13:QM:9:ILE:HG21	1.62	0.80
25:RA:768:G:O2'	25:RA:1379:A:N6	2.14	0.80
25:RA:2445:G:OP1	29:RF:74:ARG:NH2	2.15	0.80
13:XM:65:LYS:HD3	13:XM:69:GLU:HG3	1.63	0.79
25:YA:2580:U:H4'	28:YE:130:GLY:HA3	1.65	0.79
56:Z8:1:T17:H66	56:Z8:2:GLY:H	1.46	0.79
25:YA:1169:G:N2	25:YA:1180:C:N3	2.30	0.79
3:XC:32:LEU:HD13	3:XC:59:ARG:HD3	1.64	0.79
43:YX:67:GLY:O	43:YX:69:TYR:N	2.15	0.79
1:XA:1108:G:H5'	3:XC:176:HIS:HD1	1.47	0.79
31:YH:10:PRO:CD	31:YH:50:VAL:HG13	2.13	0.79
45:YZ:182:LYS:HG3	45:YZ:183:LEU:HD23	1.62	0.79
37:RR:104:ARG:HD2	37:RR:111:LEU:HD21	1.63	0.79
11:QK:21:ILE:HB	11:QK:84:VAL:HG12	1.65	0.79
2:XB:77:ALA:HB2	2:XB:211:ILE:HD13	1.64	0.79
25:YA:780:G:H21	25:YA:783:A:H62	1.30	0.79
1:QA:346:G:OP1	39:RT:41:ARG:NH2	2.15	0.79
1:QA:1392:G:H21	1:QA:1502:A:H8	1.29	0.79
35:YP:62:LEU:H	35:YP:62:LEU:HD23	1.46	0.79
20:XT:33:ILE:O	20:XT:37:SER:OG	2.00	0.79
15:QO:26:GLU:OE2	15:QO:77:ARG:NH1	2.16	0.79
19:QS:67:VAL:HG12	50:R4:59:PHE:CD1	2.15	0.79
6:QF:15:ASP:OD1	6:QF:17:SER:HB2	1.83	0.79
45:YZ:144:LEU:HD11	45:YZ:149:SER:HA	1.63	0.79
25:RA:978:G:H1	25:RA:985:C:H42	1.28	0.79
25:RA:270(T):G:H5''	47:R1:97:LEU:HD22	1.65	0.78
1:XA:664:G:H22	1:XA:741:G:H1	1.31	0.78
25:RA:1048:A:H2	25:RA:1112:G:H21	1.32	0.78
45:RZ:108:PRO:HG2	45:RZ:110:GLY:O	1.84	0.78
3:XC:59:ARG:HH12	3:XC:97:LYS:HE3	1.48	0.78
8:QH:91:ARG:HB2	12:QL:7:ILE:HG13	1.65	0.78
6:XF:50:TYR:OH	18:XR:74:ARG:O	2.00	0.78
4:XD:9:CYS:SG	4:XD:22:LYS:NZ	2.52	0.78
13:QM:8:GLU:OE2	30:RG:115:ARG:HD3	1.84	0.78
35:RP:126:VAL:HG12	35:RP:147:LEU:HD21	1.63	0.78
19:XS:5:LEU:CG	50:Y4:66:SER:HB2	2.14	0.78

Continued on next page...

Continued from previous page...

Atom-1	Atom-2	Interatomic distance (Å)	Clash overlap (Å)
33:RN:95:PRO:O	33:RN:97:ARG:N	2.15	0.78
27:YD:121:PRO:HB3	27:YD:135:PHE:CZ	2.19	0.78
51:R5:56:LYS:HE2	51:R5:58:LEU:CD2	2.14	0.78
12:XL:50:SER:O	12:XL:51:ALA:HB2	1.82	0.78
50:Y4:1:MET:SD	50:Y4:6:HIS:NE2	2.56	0.78
25:YA:847:U:C4	25:YA:933:A:N1	2.51	0.78
20:QT:100:ILE:HG13	20:QT:102:GLY:H	1.48	0.78
4:QD:167:GLY:HA2	27:YD:135:PHE:CE1	2.16	0.78
27:RD:69:ARG:NH2	27:RD:128:GLY:O	2.17	0.78
10:QJ:50:ILE:HA	10:QJ:60:ARG:HG2	1.66	0.78
27:YD:248:SER:CB	27:YD:252:TRP:CE2	2.66	0.78
31:YH:10:PRO:HG2	31:YH:50:VAL:CG1	2.13	0.78
25:RA:1359:A:C6	25:RA:1372:U:O4	2.37	0.78
13:XM:14:ARG:H	13:XM:44:ARG:HD3	1.49	0.78
19:XS:5:LEU:HG	50:Y4:66:SER:HB3	1.66	0.77
32:RI:4:ILE:HD11	32:RI:44:LEU:HD12	1.66	0.77
25:RA:2308:G:N1	25:RA:2311:A:H2	1.82	0.77
3:XC:20:SER:HB2	3:XC:40:ARG:HH22	1.50	0.77
34:YO:88:ASN:HD21	34:YO:92:GLU:HB2	1.47	0.77
1:XA:1298:C:H2'	7:XG:114:ARG:HH12	1.47	0.77
56:Z7:1:T17:H10	56:Z7:1:T17:H55	1.65	0.77
25:RA:590:A:OP1	29:RF:95:ARG:NH1	2.17	0.77
25:RA:1311:G:N2	25:RA:1603:A:H62	1.83	0.77
27:YD:69:ARG:NH2	27:YD:128:GLY:O	2.17	0.77
51:Y5:38:ALA:HB3	51:Y5:40:LYS:HE3	1.67	0.77
25:RA:2807:G:N1	25:RA:2893:G:O6	2.17	0.77
29:RF:66:PRO:O	29:RF:68:LYS:N	2.18	0.77
33:YN:95:PRO:O	33:YN:97:ARG:N	2.18	0.77
39:RT:41:ARG:HB2	39:RT:41:ARG:NH1	1.99	0.77
25:RA:1021:A:H61	25:RA:1142(A):A:H61	1.29	0.77
51:R5:35:GLU:HB3	51:R5:49:CYS:SG	2.25	0.77
1:QA:1502:A:H2	1:QA:1505:G:H1	1.33	0.77
1:XA:261:U:OP2	20:XT:79:ARG:NH2	2.17	0.77
25:YA:2068:U:H3	25:YA:2430:A:H2	1.32	0.77
35:YP:47:ASP:OD2	35:YP:50:ARG:NH2	2.17	0.77
31:RH:125:VAL:CG1	31:RH:126:PRO:CG	2.63	0.77
25:RA:873:G:H1	25:RA:904:C:H42	1.31	0.77
1:QA:1243:C:OP2	21:QU:10:ARG:NH2	2.18	0.77
42:YW:90:ARG:HG3	42:YW:90:ARG:NH1	2.00	0.76
1:XA:1368:G:OP1	9:XI:111:ARG:NH2	2.17	0.76
25:YA:2287:A:N6	25:YA:2344:U:H3	1.82	0.76

Continued on next page...

Continued from previous page...

Atom-1	Atom-2	Interatomic distance (Å)	Clash overlap (Å)
13:QM:80:ARG:CD	50:R4:71:ARG:HH22	1.99	0.76
25:YA:49:A:N7	25:YA:120:U:O4	2.18	0.76
25:YA:242:G:H5'	54:Y8:62:LEU:HD13	1.67	0.76
19:QS:67:VAL:CG1	50:R4:59:PHE:CE1	2.68	0.76
28:RE:9:VAL:HB	28:RE:25:VAL:HG23	1.66	0.76
37:RR:3:HIS:O	37:RR:5:LYS:N	2.19	0.76
1:XA:1305:G:H22	1:XA:1331:G:H2'	1.51	0.76
26:RB:40:U:O2	26:RB:45:A:N6	2.19	0.76
23:QW:12:U:H3	23:QW:23:A:H61	1.33	0.76
43:RX:60:ARG:NH1	53:R7:47:ARG:HH22	1.83	0.76
16:XP:45:THR:HG22	16:XP:47:ASP:H	1.51	0.76
1:QA:31:G:O2'	1:QA:48:C:N4	2.18	0.76
1:XA:880:C:OP1	12:XL:12:ARG:NH1	2.18	0.76
13:QM:80:ARG:NE	50:R4:71:ARG:HH12	1.83	0.76
19:XS:9:VAL:HG13	50:Y4:66:SER:O	1.86	0.76
37:YR:74:LYS:O	37:YR:76:VAL:N	2.18	0.76
29:YF:197:ASP:O	29:YF:199:TRP:N	2.19	0.76
38:RS:62:LYS:HB3	38:RS:97:ARG:HD3	1.67	0.76
1:XA:1130:A:O2'	9:XI:3:GLN:NE2	2.17	0.76
28:RE:15:PHE:CE1	28:RE:20:ALA:HB2	2.21	0.75
25:YA:1169:G:H1	25:YA:1180:C:H42	0.77	0.75
25:YA:1607:C:N4	25:YA:1622:G:OP2	2.19	0.75
1:QA:1055:A:N7	1:QA:1200:C:N4	2.34	0.75
25:YA:1309:G:H4'	53:Y7:7:PRO:HB2	1.68	0.75
19:XS:5:LEU:HD11	50:Y4:67:TYR:N	2.00	0.75
44:RY:95:LYS:HB3	44:RY:100:ALA:HA	1.68	0.75
51:R5:55:ARG:HH11	51:R5:57:VAL:HA	1.49	0.75
19:QS:67:VAL:CB	50:R4:59:PHE:CZ	2.68	0.75
1:XA:439:A:OP2	1:XA:493:G:N1	2.19	0.75
25:YA:2051:A:C2	25:YA:2052:G:O6	2.40	0.75
45:YZ:54:HIS:O	45:YZ:98:MET:CE	2.35	0.75
25:RA:1071:G:O6	25:RA:1091:G:O6	2.03	0.75
44:RY:87:LYS:HD3	44:RY:92:ASN:HB3	1.69	0.75
25:YA:67:U:N3	25:YA:74:A:C2	2.53	0.75
40:YU:92:ARG:O	40:YU:94:ASN:N	2.20	0.75
39:YT:57:PHE:O	39:YT:58:ASN:ND2	2.20	0.75
5:QE:102:ALA:HB1	5:QE:106:PRO:HG2	1.69	0.75
39:YT:27:THR:HG23	39:YT:90:GLN:HB3	1.67	0.75
37:RR:74:LYS:O	37:RR:76:VAL:N	2.18	0.75
1:XA:1128:C:N3	1:XA:1144:G:N2	2.35	0.75
1:XA:971:G:N2	1:XA:1363:A:OP2	2.20	0.75

Continued on next page...

Continued from previous page...

Atom-1	Atom-2	Interatomic distance (Å)	Clash overlap (Å)
19:XS:3:ARG:HB3	50:Y4:67:TYR:CD2	2.22	0.75
44:RY:86:ARG:HB2	44:RY:95:LYS:HD2	1.69	0.75
35:RP:14:LYS:O	35:RP:16:ARG:N	2.20	0.75
25:YA:888:C:H3'	25:YA:889:C:H4'	1.69	0.75
52:R6:41:PRO:HG2	52:R6:45:LYS:H	1.52	0.75
51:R5:58:LEU:N	51:R5:58:LEU:HD12	2.02	0.74
33:YN:13:TRP:HB2	33:YN:133:GLN:HG3	1.69	0.74
25:RA:155:C:H42	25:RA:171:G:H1	1.35	0.74
1:QA:345:C:OP1	39:RT:41:ARG:NH1	2.20	0.74
1:XA:1129:C:N4	1:XA:1133:G:O6	2.19	0.74
41:YV:24:LYS:HA	41:YV:92:THR:HG23	1.68	0.74
37:RR:56:LYS:NZ	37:RR:90:ARG:O	2.20	0.74
17:XQ:66:SER:O	17:XQ:70:ARG:NH1	2.20	0.74
25:RA:674:G:H1'	29:RF:74:ARG:HD3	1.69	0.74
13:XM:3:ARG:HH22	30:YG:139:LEU:HD13	1.50	0.74
8:QH:29:SER:HB3	8:QH:32:LYS:HG3	1.69	0.74
30:RG:34:LEU:HB2	30:RG:172:LEU:HD21	1.68	0.74
38:YS:78:LEU:HD21	38:YS:108:GLY:HA3	1.68	0.74
45:RZ:60:GLU:HA	45:RZ:66:SER:HA	1.68	0.74
11:XK:54:ARG:NH2	23:XW:39:U:O3'	2.20	0.74
5:QE:7:GLU:HG2	5:QE:112:LEU:HD22	1.69	0.74
39:YT:51:ARG:HG2	39:YT:98:LYS:HG3	1.70	0.74
45:YZ:30:ASN:HD22	45:YZ:90:VAL:HB	1.51	0.74
28:YE:24:THR:CG2	28:YE:188:VAL:HG11	2.16	0.74
25:RA:631:A:OP2	54:R8:46:ARG:NH2	2.19	0.74
1:XA:1422:G:H5''	34:YO:48:PRO:HB3	1.69	0.74
29:RF:6:VAL:HB	29:RF:24:LEU:CB	2.18	0.74
30:YG:161:THR:HG22	30:YG:163:ALA:H	1.53	0.74
13:XM:62:ASN:HA	50:Y4:49:PHE:CD2	2.23	0.74
14:QN:24:CYS:CB	14:QN:27:CYS:SG	2.74	0.74
31:YH:15:VAL:HG21	31:YH:76:VAL:HG13	1.68	0.74
38:YS:56:LEU:HB3	38:YS:58:LEU:HD22	1.69	0.74
5:QE:100:VAL:O	5:QE:107:ARG:NH2	2.20	0.74
28:RE:62:PRO:O	28:RE:64:LYS:N	2.20	0.74
1:QA:658:G:OP1	15:QO:8:LYS:NZ	2.20	0.74
45:YZ:95:PRO:CG	45:YZ:127:LYS:HD3	2.18	0.74
19:QS:67:VAL:CG1	50:R4:59:PHE:CD1	2.71	0.74
19:XS:68:GLY:HA3	50:Y4:59:PHE:HE1	1.52	0.73
25:YA:630:G:OP1	54:Y8:46:ARG:NH1	2.21	0.73
19:XS:5:LEU:HD11	50:Y4:66:SER:CA	2.18	0.73
53:R7:9:ARG:NH2	53:R7:48:LYS:HB2	2.03	0.73

Continued on next page...

Continued from previous page...

Atom-1	Atom-2	Interatomic distance (Å)	Clash overlap (Å)
1:QA:963:G:N3	10:QJ:55:LYS:NZ	2.32	0.73
47:R1:7:ILE:HG12	47:R1:91:LYS:HZ1	1.51	0.73
4:QD:175:SER:HB3	4:QD:186:LEU:HD21	1.69	0.73
25:RA:1693:U:O2'	27:RD:14:ARG:NH2	2.21	0.73
1:QA:686:U:H1'	11:QK:42:TRP:HE1	1.51	0.73
19:XS:68:GLY:CA	50:Y4:59:PHE:HE1	2.01	0.73
43:YX:27:THR:HB	43:YX:80:ILE:HB	1.69	0.73
1:QA:1086:U:H3	1:QA:1099:G:H22	1.35	0.73
50:Y4:9:LEU:H	50:Y4:27:THR:HG23	1.53	0.73
19:QS:70:LYS:NZ	50:R4:68:ARG:NH2	2.37	0.73
35:YP:14:LYS:O	35:YP:16:ARG:N	2.22	0.73
1:QA:677:U:H3	1:QA:713:G:H22	1.36	0.73
25:YA:2030:A:H4'	25:YA:2031:A:H8	1.52	0.73
25:YA:483:A:H5'	44:YY:49:VAL:HG22	1.69	0.73
13:XM:3:ARG:HG2	50:Y4:34:GLU:HG2	1.70	0.73
45:YZ:158:PRO:O	45:YZ:160:GLY:N	2.22	0.73
25:YA:676:A:H8	25:YA:2069:G:H21	1.33	0.73
31:YH:86:GLU:HG3	31:YH:165:ALA:H	1.53	0.73
13:XM:11:ARG:HH21	30:YG:146:TYR:HD2	1.35	0.73
4:XD:7:PRO:HB2	4:XD:10:ARG:HD2	1.69	0.73
3:QC:58:GLU:HB2	3:QC:65:ALA:HB3	1.70	0.73
4:QD:30:LYS:N	4:QD:30:LYS:HD3	2.03	0.73
56:Z7:1:T17:H62	56:Z7:3:GLY:H	1.54	0.73
36:YQ:24:GLY:O	36:YQ:26:TYR:N	2.19	0.73
53:R7:9:ARG:NH2	53:R7:48:LYS:HD2	1.98	0.73
25:RA:1443:G:H1	25:RA:1548:C:H42	1.35	0.73
36:YQ:111:GLU:OE1	36:YQ:133:ARG:NH2	2.22	0.73
45:RZ:111:VAL:HG22	45:RZ:112:ARG:N	2.03	0.73
25:RA:1071:G:N1	25:RA:1091:G:N7	2.33	0.73
36:YQ:104:PHE:HE2	36:YQ:125:LEU:HD11	1.54	0.73
13:QM:80:ARG:HD3	50:R4:71:ARG:CZ	2.19	0.72
25:RA:1310:G:OP2	53:R7:9:ARG:NH1	2.22	0.72
25:YA:587:C:OP2	35:YP:21:ARG:NH2	2.21	0.72
25:RA:1019:U:H3	25:RA:1142(A):A:H62	1.37	0.72
1:QA:261:U:OP2	20:QT:79:ARG:NH2	2.22	0.72
25:RA:1607:C:N4	25:RA:1622:G:OP2	2.22	0.72
25:YA:1509:C:H3'	25:YA:1510:A:H5''	1.71	0.72
1:XA:973:G:OP1	10:XJ:57:LYS:NZ	2.22	0.72
25:RA:392:C:H5''	25:RA:409:C:H5''	1.70	0.72
25:RA:1411:C:H42	25:RA:1591:G:H1	1.34	0.72
7:QG:9:VAL:HG13	7:QG:94:ARG:HH21	1.54	0.72

Continued on next page...

Continued from previous page...

Atom-1	Atom-2	Interatomic distance (Å)	Clash overlap (Å)
25:RA:882:G:H1	25:RA:894:C:H42	1.35	0.72
32:RI:5:LEU:HD11	32:RI:19:VAL:HG12	1.70	0.72
25:YA:2701:C:H3'	25:YA:2702:U:C5'	2.19	0.72
50:Y4:48:ARG:HH12	50:Y4:52:THR:HG22	1.54	0.72
25:RA:2502:G:H5''	25:RA:2503:A:H5''	1.70	0.72
1:XA:1086:U:H3	1:XA:1099:G:H22	1.36	0.72
32:YI:144:VAL:HG13	32:YI:145:VAL:HG13	1.70	0.72
3:QC:20:SER:HB2	3:QC:40:ARG:HH22	1.54	0.72
28:RE:21:VAL:HG23	28:RE:22:PRO:N	2.05	0.72
30:YG:64:THR:HG23	30:YG:66:GLN:H	1.55	0.72
44:YY:51:VAL:HG13	44:YY:52:SER:H	1.54	0.72
25:RA:884:C:O2	25:RA:892:G:N1	2.23	0.72
31:RH:125:VAL:CG1	31:RH:126:PRO:HG3	2.20	0.72
25:YA:1190:G:OP1	35:YP:30:THR:OG1	2.06	0.72
32:RI:93:THR:HG22	32:RI:119:PRO:HB3	1.72	0.72
30:YG:6:ALA:H	50:Y4:23:GLU:HG2	1.54	0.72
17:QQ:4:LYS:HE3	17:QQ:6:LEU:HD21	1.72	0.72
45:YZ:91:LEU:CD1	45:YZ:96:VAL:HG21	2.20	0.72
27:YD:35:LYS:HD2	27:YD:104:TYR:CE1	2.25	0.72
1:XA:243:A:H4'	1:XA:244:U:H3'	1.70	0.72
31:RH:125:VAL:HG12	31:RH:126:PRO:HG3	1.70	0.72
45:YZ:96:VAL:HG12	45:YZ:128:VAL:O	1.89	0.72
19:XS:5:LEU:HD11	50:Y4:66:SER:HB2	1.71	0.72
34:YO:47:ILE:HG13	34:YO:48:PRO:HD2	1.72	0.72
48:Y2:42:GLY:O	48:Y2:44:LEU:N	2.20	0.72
31:YH:129:THR:OG1	31:YH:129:THR:O	2.08	0.72
1:XA:564:C:O2'	8:XH:91:ARG:NH2	2.23	0.71
46:R0:68:GLU:OE1	46:R0:82:ARG:NH1	2.23	0.71
12:QL:7:ILE:HG21	17:QQ:34:LYS:HB2	1.71	0.71
45:YZ:103:ARG:HB2	45:YZ:138:GLU:HG2	1.72	0.71
51:R5:56:LYS:O	51:R5:57:VAL:HG12	1.89	0.71
36:RQ:81:VAL:C	36:RQ:82:ARG:HG2	2.10	0.71
31:YH:153:LYS:HG2	31:YH:162:ILE:HG13	1.72	0.71
9:XI:114:TYR:HE2	10:XJ:60:ARG:H	1.38	0.71
25:RA:1138:G:H21	33:RN:106:MET:HE3	1.54	0.71
45:RZ:166:SER:HB2	45:RZ:168:GLU:N	2.05	0.71
25:RA:987:G:O2'	25:RA:1000:A:N3	2.20	0.71
19:QS:67:VAL:N	50:R4:59:PHE:CZ	2.59	0.71
28:YE:170:LEU:HD21	28:YE:187:ALA:HB3	1.72	0.71
4:QD:159:ARG:NH2	25:YA:2197:U:OP1	2.22	0.71
29:RF:24:LEU:HG	29:RF:115:ALA:HB2	1.72	0.71

Continued on next page...

Continued from previous page...

Atom-1	Atom-2	Interatomic distance (Å)	Clash overlap (Å)
52:R6:17:LYS:HB3	52:R6:44:ARG:HH22	1.55	0.71
5:XE:10:MET:HB3	5:XE:32:VAL:HG22	1.70	0.71
38:YS:24:LEU:HB2	38:YS:85:VAL:HG12	1.70	0.71
45:YZ:102:LEU:HG	45:YZ:123:ASP:HA	1.72	0.71
10:QJ:61:GLU:OE2	14:QN:45:ARG:NH1	2.23	0.71
25:YA:2315:G:OP1	30:YG:36:LYS:NZ	2.24	0.71
49:R3:8:LEU:HD13	49:R3:31:LEU:HD23	1.71	0.71
35:RP:38:GLN:HG2	35:RP:45:LEU:HD12	1.72	0.71
39:YT:77:PRO:HB2	39:YT:80:SER:HB2	1.72	0.71
51:R5:52:TYR:O	51:R5:53:ALA:CB	2.37	0.71
33:YN:89:LYS:O	33:YN:93:THR:HG22	1.90	0.71
8:XH:10:LEU:HD22	8:XH:83:ILE:HD11	1.72	0.71
2:QB:115:LEU:HB2	2:QB:145:LEU:HD12	1.73	0.71
20:XT:45:GLN:HB2	20:XT:91:LEU:HD13	1.73	0.71
25:YA:1310:G:OP2	53:Y7:9:ARG:NH1	2.24	0.71
30:RG:61:ALA:HB2	30:RG:68:PRO:HD3	1.72	0.71
38:YS:106:ARG:HA	38:YS:110:LEU:HD21	1.73	0.71
44:YY:42:VAL:HG12	44:YY:65:ALA:HB3	1.71	0.71
25:RA:1045:A:C8	25:RA:1111:A:N6	2.59	0.71
1:XA:953:G:H5'	1:XA:965:A:H61	1.55	0.71
34:YO:2:ILE:HD12	34:YO:6:THR:HG21	1.72	0.71
23:XW:8:U:O2'	23:XW:21:A:N1	2.23	0.70
44:YY:29:GLU:HB3	44:YY:38:ILE:HG23	1.70	0.70
54:Y8:58:ILE:HD13	54:Y8:61:LEU:HD21	1.73	0.70
48:R2:29:LYS:HE3	48:R2:57:ILE:HG21	1.73	0.70
25:YA:2287:A:N6	25:YA:2344:U:N3	2.37	0.70
1:XA:954:G:H21	1:XA:1227:A:N6	1.84	0.70
4:QD:195:ALA:HB2	6:XF:20:ALA:HB2	1.73	0.70
10:XJ:50:ILE:HA	10:XJ:60:ARG:HG2	1.72	0.70
1:QA:1204:A:OP1	14:QN:3:ARG:NH2	2.24	0.70
27:YD:43:ARG:HB3	27:YD:54:ARG:HB2	1.74	0.70
31:RH:106:THR:HG22	31:RH:112:PRO:HB3	1.72	0.70
32:RI:98:ALA:HB2	32:RI:111:PRO:HB3	1.72	0.70
30:YG:47:LYS:HD3	30:YG:81:LYS:HB2	1.73	0.70
25:RA:1543:A:H1'	25:RA:1545:A:C4'	2.21	0.70
42:YW:17:VAL:HG12	42:YW:76:VAL:HG11	1.72	0.70
35:YP:62:LEU:N	35:YP:62:LEU:HD23	2.05	0.70
42:RW:29:LEU:HD22	42:RW:69:LEU:HD11	1.72	0.70
13:QM:59:TYR:O	13:QM:63:THR:OG1	2.07	0.70
25:YA:602:G:HO2'	25:YA:604:G:HO2'	1.34	0.70
13:QM:7:VAL:CG2	30:RG:113:ARG:O	2.37	0.70

Continued on next page...

Continued from previous page...

Atom-1	Atom-2	Interatomic distance (Å)	Clash overlap (Å)
3:QC:79:ARG:HH21	11:XK:96:ARG:HG3	1.55	0.70
19:XS:5:LEU:HD12	50:Y4:66:SER:HA	1.73	0.70
10:XJ:61:GLU:OE2	14:XN:45:ARG:NH1	2.25	0.70
19:QS:40:ILE:HD11	19:QS:62:ILE:HD12	1.74	0.70
19:QS:41:VAL:HB	19:QS:42:PRO:HA	1.74	0.70
13:XM:80:ARG:HE	50:Y4:71:ARG:HH22	1.39	0.70
18:XR:58:LEU:HD23	18:XR:62:GLU:HB3	1.74	0.70
19:XS:5:LEU:CD1	50:Y4:66:SER:HA	2.22	0.70
45:YZ:54:HIS:O	45:YZ:98:MET:HE1	1.91	0.70
25:RA:1061:U:H5'	25:RA:1070:A:H1'	1.74	0.70
29:YF:185:ASP:HA	29:YF:188:ARG:HD3	1.72	0.70
25:YA:1667:G:O2'	25:YA:1991:U:O4	2.09	0.70
39:RT:18:ASP:N	39:RT:18:ASP:OD1	2.20	0.70
32:RI:52:ARG:O	32:RI:56:LYS:CB	2.39	0.70
25:RA:1543:A:O2'	25:RA:1544:C:H3'	1.90	0.70
25:YA:250:G:OP2	54:Y8:13:ARG:NH2	2.25	0.70
13:XM:7:VAL:HG13	13:XM:8:GLU:OE2	1.92	0.70
1:XA:1200:C:O2'	1:XA:1201:A:OP2	2.10	0.70
25:YA:2245:U:H5'	25:YA:2246:G:H5'	1.73	0.70
14:XN:48:ALA:HB2	14:XN:53:LEU:HD12	1.74	0.70
1:QA:589:C:H42	1:QA:650:G:H1	1.40	0.70
1:QA:259:G:H1	1:QA:267:C:H42	1.38	0.70
25:YA:498:G:N3	44:YY:47:LYS:NZ	2.37	0.70
31:RH:125:VAL:CG1	31:RH:126:PRO:CD	2.48	0.70
2:XB:185:ILE:HG22	2:XB:199:TYR:HB2	1.74	0.70
1:QA:953:G:H5'	1:QA:965:A:H61	1.55	0.70
25:RA:2404:C:O3'	35:RP:77:ARG:NH2	2.24	0.69
19:XS:5:LEU:CD1	50:Y4:66:SER:CA	2.70	0.69
10:QJ:48:THR:HA	10:QJ:62:HIS:HB3	1.72	0.69
28:RE:119:ARG:HB3	28:RE:120:TRP:CD1	2.27	0.69
25:RA:265:A:N6	25:RA:427:U:O2'	2.25	0.69
50:R4:18:CYS:SG	50:R4:19:GLY:N	2.65	0.69
45:YZ:80:ARG:HH21	45:YZ:82:ARG:HH22	1.40	0.69
27:RD:93:ALA:HB3	27:RD:105:ILE:HG22	1.74	0.69
4:XD:105:VAL:HG13	4:XD:110:PHE:HB2	1.74	0.69
1:QA:1263:C:H42	1:QA:1272:G:H1	1.40	0.69
25:YA:1045:A:C6	25:YA:1111:A:N7	2.59	0.69
25:YA:1899:G:H21	25:YA:1902:C:N4	1.89	0.69
25:YA:270(T):G:H5''	47:Y1:97:LEU:HD22	1.73	0.69
26:RB:38:C:N4	26:RB:44:G:H1	1.90	0.69
1:XA:1008:C:N4	1:XA:1021:G:H1	1.87	0.69

Continued on next page...

Continued from previous page...

Atom-1	Atom-2	Interatomic distance (Å)	Clash overlap (Å)
29:YF:182:ASN:ND2	29:YF:185:ASP:OD2	2.19	0.69
45:YZ:95:PRO:HB2	45:YZ:127:LYS:HG2	1.73	0.69
25:YA:482:A:H4'	44:YY:47:LYS:HD2	1.73	0.69
20:XT:100:ILE:HG13	20:XT:102:GLY:H	1.56	0.69
27:YD:182:LEU:H	27:YD:272:ALA:HB3	1.56	0.69
1:XA:1054:C:OP2	1:XA:1197:G:OP2	2.10	0.69
25:YA:372:G:N2	25:YA:401:A:OP2	2.22	0.69
19:XS:10:PHE:HB2	19:XS:39:THR:H	1.54	0.69
50:Y4:56:VAL:HA	50:Y4:60:GLN:HB2	1.73	0.69
13:XM:53:VAL:HG12	13:XM:57:ARG:HH12	1.57	0.69
51:Y5:46:CYS:SG	51:Y5:50:GLY:HA2	2.33	0.69
19:XS:5:LEU:CG	50:Y4:66:SER:CB	2.70	0.69
27:YD:71:ASP:HB2	27:YD:103:ARG:HH22	1.58	0.69
52:Y6:11:LEU:HD11	52:Y6:51:GLU:HG3	1.75	0.69
7:QG:153:HIS:CE1	11:QK:57:THR:HG23	2.28	0.69
13:QM:80:ARG:CB	50:R4:71:ARG:HH22	2.06	0.69
1:QA:49:U:O4	1:QA:365:U:O4	2.10	0.69
25:YA:956:G:OP2	36:YQ:14:ARG:NH2	2.24	0.69
13:XM:93:ARG:NH1	25:YA:888:C:OP1	2.25	0.69
29:YF:184:TYR:O	29:YF:188:ARG:HG3	1.93	0.69
50:R4:7:PRO:HB2	50:R4:27:THR:HG21	1.74	0.69
1:XA:674:G:H2'	1:XA:675:A:H8	1.57	0.69
51:R5:41:PRO:O	51:R5:44:THR:OG1	2.10	0.69
36:RQ:37:LEU:HD21	36:RQ:130:LYS:HE3	1.74	0.69
29:YF:110:LEU:HD11	29:YF:181:LEU:HD13	1.74	0.69
25:YA:1980:G:O2'	25:YA:1982:C:OP2	2.09	0.69
1:XA:27:G:H4'	4:XD:209:ARG:HG3	1.75	0.69
31:RH:86:GLU:HG3	31:RH:165:ALA:H	1.56	0.69
13:QM:57:ARG:NH2	50:R4:34:GLU:HA	2.08	0.69
1:XA:1128:C:N4	1:XA:1144:G:H1	1.91	0.69
1:QA:954:G:H21	1:QA:1227:A:H62	1.40	0.69
6:XF:68:PRO:HG2	6:XF:71:ARG:HG3	1.75	0.69
28:YE:128:SER:OG	28:YE:129:HIS:N	2.24	0.69
25:RA:2857:G:N2	25:RA:2860:A:OP2	2.22	0.69
32:RI:52:ARG:C	32:RI:56:LYS:HB3	2.12	0.68
13:QM:8:GLU:OE1	30:RG:115:ARG:CZ	2.41	0.68
25:RA:2287:A:N6	25:RA:2344:U:N3	2.35	0.68
19:QS:9:VAL:HG13	50:R4:66:SER:O	1.94	0.68
45:YZ:141:VAL:HG23	45:YZ:144:LEU:HB2	1.74	0.68
25:RA:1045:A:C6	25:RA:1111:A:N7	2.61	0.68
42:RW:29:LEU:HG	42:RW:33:ARG:HD2	1.74	0.68

Continued on next page...

Continued from previous page...

Atom-1	Atom-2	Interatomic distance (Å)	Clash overlap (Å)
28:RE:2:LYS:HD3	28:RE:95:ILE:HG22	1.75	0.68
19:XS:3:ARG:HB3	50:Y4:67:TYR:HD2	1.56	0.68
29:YF:157:VAL:HB	29:YF:194:MET:HB3	1.76	0.68
27:RD:25:THR:O	27:RD:27:THR:N	2.26	0.68
51:R5:55:ARG:HG3	51:R5:57:VAL:N	2.09	0.68
45:RZ:110:GLY:HA2	45:RZ:111:VAL:C	2.14	0.68
27:YD:25:THR:O	27:YD:27:THR:N	2.26	0.68
39:YT:123:GLN:O	39:YT:125:ARG:N	2.26	0.68
1:QA:439:A:OP2	1:QA:493:G:N1	2.26	0.68
14:YN:13:THR:N	14:YN:14:PRO:HD2	2.08	0.68
25:RA:273:G:H1	25:RA:364:C:N4	1.90	0.68
30:RG:66:GLN:NE2	30:RG:93:THR:O	2.26	0.68
1:QA:501:C:OP1	12:QL:117:ARG:NH2	2.24	0.68
5:QE:79:GLU:OE2	8:QH:104:ARG:HA	1.94	0.68
1:XA:992:U:H3	1:XA:1044:A:H62	1.41	0.68
47:Y1:73:LEU:HD13	47:Y1:90:ILE:HG22	1.76	0.68
1:XA:501:C:OP1	12:XL:117:ARG:NH2	2.27	0.68
25:YA:1728:G:N1	25:YA:1730:U:OP2	2.27	0.68
25:YA:910:A:H62	36:YQ:12:GLN:HA	1.57	0.68
25:YA:2123:G:H1	25:YA:2175:C:H42	1.42	0.68
30:RG:47:LYS:HD3	30:RG:81:LYS:HB2	1.76	0.68
25:YA:2576:G:O2'	25:YA:2579:C:OP2	2.12	0.68
1:XA:707:C:OP1	11:XK:85:ARG:NH1	2.26	0.68
23:QW:7:A:H61	23:QW:66:U:H3	1.42	0.68
3:QC:3:ASN:N	3:QC:3:ASN:OD1	2.27	0.68
35:YP:64:LYS:C	35:YP:66:GLY:H	1.95	0.68
37:RR:38:VAL:HG22	37:RR:112:ALA:HB2	1.75	0.68
2:XB:235:SER:OG	2:XB:236:TYR:N	2.25	0.68
25:RA:242:G:H5'	54:R8:62:LEU:HD13	1.74	0.68
25:RA:2131:G:H4'	25:RA:2132:U:H4'	1.74	0.68
25:RA:978:G:H1	25:RA:985:C:N4	1.92	0.68
1:XA:1028(B):C:N4	1:XA:1032(A):G:H1	1.91	0.68
25:RA:1689:A:H62	25:RA:1698:A:H2	1.42	0.68
2:XB:178:ARG:HG3	8:XH:72:PRO:HA	1.75	0.68
1:XA:438:G:H4'	4:XD:123:HIS:CD2	2.29	0.68
28:YE:95:ILE:H	28:YE:95:ILE:HD12	1.59	0.68
25:RA:654(A):G:H1	25:RA:654(T):C:N4	1.91	0.68
33:YN:133:GLN:HB2	33:YN:135:PRO:HD3	1.76	0.68
31:YH:15:VAL:HG11	31:YH:79:VAL:HG23	1.75	0.68
36:YQ:37:LEU:HD21	36:YQ:130:LYS:HE3	1.74	0.68
27:YD:142:VAL:HG23	27:YD:193:VAL:HA	1.75	0.68

Continued on next page...

Continued from previous page...

Atom-1	Atom-2	Interatomic distance (Å)	Clash overlap (Å)
25:YA:2306:C:H3'	25:YA:2307:G:H5''	1.75	0.68
36:RQ:12:GLN:HG2	36:RQ:73:PRO:HD2	1.75	0.68
1:QA:542:G:OP1	4:QD:10:ARG:NH2	2.27	0.68
2:QB:27:LYS:HD2	2:QB:193:ASP:HB2	1.75	0.68
27:YD:248:SER:OG	27:YD:252:TRP:CE2	2.46	0.68
27:YD:248:SER:OG	27:YD:252:TRP:NE1	2.25	0.68
25:YA:573:G:OP2	41:YV:78:LYS:NZ	2.27	0.68
35:YP:39:LYS:HG3	35:YP:45:LEU:HD22	1.75	0.68
5:QE:11:ILE:HG13	5:QE:31:LEU:HB3	1.76	0.68
30:RG:83:ARG:H	30:RG:86:MET:HG3	1.59	0.67
25:YA:1509:C:N3	25:YA:1511:A:N6	2.41	0.67
11:QK:58:PRO:HB2	11:QK:93:GLN:HG3	1.75	0.67
22:QV:76:A:HO2'	25:RA:2451:A:HO2'	1.36	0.67
1:XA:347:G:H1'	1:XA:348:G:H5''	1.76	0.67
26:YB:24:G:O6	26:YB:56:G:O2'	2.09	0.67
25:YA:1021:A:OP2	33:YN:65:LYS:NZ	2.27	0.67
13:XM:61:GLU:O	50:Y4:49:PHE:CE2	2.47	0.67
16:QP:4:ILE:HG12	16:QP:21:VAL:HG12	1.75	0.67
25:RA:2115:G:N2	25:RA:2165:G:N7	2.36	0.67
36:YQ:134:ARG:NH1	45:YZ:122:ARG:NH2	2.34	0.67
19:QS:70:LYS:HZ1	50:R4:68:ARG:NH2	1.92	0.67
25:RA:587:C:OP2	35:RP:21:ARG:NH2	2.28	0.67
31:RH:127:GLU:HB2	31:RH:130:ARG:HB3	1.76	0.67
1:QA:1346:A:H5''	9:QI:120:ARG:HH12	1.58	0.67
31:RH:152:ARG:HG3	31:RH:153:LYS:HD2	1.77	0.67
54:Y8:29:LYS:O	54:Y8:31:HIS:N	2.27	0.67
51:R5:35:GLU:CB	51:R5:49:CYS:SG	2.82	0.67
6:QF:15:ASP:OD2	6:QF:18:GLN:CD	2.33	0.67
25:YA:1479:G:N7	25:YA:1510:A:N6	2.41	0.67
19:QS:29:ARG:HD3	19:QS:30:LEU:HD13	1.77	0.67
28:RE:20:ALA:C	28:RE:21:VAL:CG1	2.62	0.67
25:YA:67:U:N3	25:YA:74:A:H2	1.92	0.67
19:XS:5:LEU:CD1	50:Y4:66:SER:HB2	2.24	0.67
5:XE:31:LEU:HD23	5:XE:45:PHE:CD1	2.30	0.67
31:YH:137:ASP:OD1	31:YH:138:LYS:N	2.27	0.67
25:RA:1187:G:H5''	41:RV:81:TYR:CE1	2.29	0.67
28:YE:1:MET:N	28:YE:83:ASP:O	2.28	0.67
25:YA:2308:G:H1	25:YA:2311:A:H2	1.38	0.67
19:XS:40:ILE:HG12	19:XS:41:VAL:HG13	1.76	0.67
36:YQ:89:ASN:O	36:YQ:92:GLY:N	2.18	0.67
25:YA:2168:G:N2	25:YA:2170:A:N7	2.42	0.67

Continued on next page...

Continued from previous page...

Atom-1	Atom-2	Interatomic distance (Å)	Clash overlap (Å)
41:RV:72:VAL:HG13	41:RV:85:LYS:HB3	1.75	0.67
51:Y5:39:MET:O	51:Y5:40:LYS:HG3	1.94	0.67
27:YD:35:LYS:HG2	27:YD:64:ILE:H	1.59	0.67
23:XW:49:C:N4	23:XW:65:G:H1	1.93	0.67
35:YP:64:LYS:C	35:YP:66:GLY:N	2.48	0.67
27:RD:182:LEU:H	27:RD:272:ALA:HB3	1.59	0.67
25:RA:807:U:H2'	25:RA:808:G:H8	1.60	0.67
25:YA:443:A:H3'	29:YF:45:ARG:HH12	1.60	0.67
25:RA:2168:G:N2	25:RA:2170:A:N7	2.38	0.67
25:YA:1490:A:O2'	27:YD:99:ASP:OD1	2.12	0.67
25:RA:857:C:OP2	46:R0:77:ARG:NH2	2.23	0.67
2:XB:174:VAL:HG13	2:XB:184:VAL:HG11	1.75	0.67
26:YB:44:G:H1'	26:YB:47:C:N4	2.09	0.67
39:RT:84:GLN:HG2	39:RT:85:LYS:HG2	1.76	0.67
39:YT:16:ARG:NH2	39:YT:83:ILE:O	2.27	0.67
8:XH:120:THR:H	8:XH:123:GLU:HB2	1.59	0.67
1:QA:78:G:O6	1:QA:91:C:N4	2.27	0.67
25:RA:49:A:N7	25:RA:120:U:C5	2.63	0.67
1:XA:542:G:OP1	4:XD:10:ARG:NH2	2.28	0.67
25:RA:598:G:H5'	35:RP:11:GLY:HA3	1.77	0.67
37:YR:78:LYS:HE2	37:YR:83:ILE:HD11	1.77	0.67
31:RH:41:MET:HE1	31:RH:64:LEU:HD22	1.75	0.67
41:YV:52:VAL:HG21	41:YV:55:ALA:HB3	1.76	0.67
32:YI:5:LEU:HD21	32:YI:12:LEU:HB3	1.76	0.67
2:XB:168:THR:HB	2:XB:192:SER:HB2	1.77	0.67
1:XA:255:G:C6	1:XA:256:U:C4	2.82	0.67
29:RF:143:ALA:HB1	29:RF:148:LEU:HB2	1.75	0.67
13:QM:57:ARG:HH21	50:R4:34:GLU:HA	1.58	0.67
27:RD:49:ILE:HD11	27:RD:52:ARG:HA	1.77	0.67
39:RT:36:GLU:HG3	39:RT:41:ARG:HD3	1.77	0.67
23:XW:38:A:H3'	23:XW:39:U:H5''	1.77	0.67
1:QA:1347:G:N2	1:QA:1374:A:OP2	2.26	0.67
25:RA:2392:A:C8	35:RP:60:MET:HG2	2.30	0.67
25:YA:1057:A:H62	25:YA:1086:A:H2'	1.59	0.67
25:YA:2849:U:H5	39:YT:93:ARG:HH12	1.42	0.67
7:XG:89:MET:HE1	7:XG:156:TRP:H	1.60	0.67
25:YA:2444:G:OP2	29:YF:68:LYS:HE3	1.94	0.66
36:RQ:30:GLY:HA2	36:RQ:107:ALA:HB2	1.78	0.66
32:RI:3:VAL:HG12	32:RI:38:LEU:HA	1.77	0.66
25:RA:654(A):G:N2	25:RA:654(T):C:N3	2.44	0.66
32:YI:4:ILE:HG12	32:YI:18:VAL:HG22	1.76	0.66

Continued on next page...

Continued from previous page...

Atom-1	Atom-2	Interatomic distance (Å)	Clash overlap (Å)
51:R5:58:LEU:HD13	51:R5:60:VAL:CG1	2.24	0.66
32:RI:4:ILE:HG12	32:RI:18:VAL:HG22	1.78	0.66
1:XA:1028(B):C:H42	1:XA:1032(A):G:H1	1.43	0.66
25:YA:581:C:H2'	25:YA:582:G:H8	1.60	0.66
4:QD:154:ASN:OD1	4:QD:154:ASN:N	2.26	0.66
55:R9:27:CYS:SG	55:R9:29:ASN:ND2	2.69	0.66
51:R5:46:CYS:SG	51:R5:49:CYS:N	2.61	0.66
51:R5:56:LYS:HE2	51:R5:58:LEU:HD21	1.78	0.66
25:RA:270(R):G:OP1	32:RI:42:SER:OG	2.12	0.66
31:YH:86:GLU:HG3	31:YH:165:ALA:N	2.10	0.66
1:XA:1004:A:H1'	1:XA:1036:G:H22	1.59	0.66
5:XE:37:ARG:HA	5:XE:114:GLY:H	1.59	0.66
10:XJ:7:LYS:HB2	10:XJ:97:GLU:HB2	1.76	0.66
44:YY:49:VAL:O	44:YY:51:VAL:N	2.29	0.66
1:XA:1053:G:H5'	1:XA:1054:C:H5'	1.77	0.66
25:RA:2392:A:H8	35:RP:60:MET:HG2	1.59	0.66
30:RG:6:ALA:H	50:R4:23:GLU:HG2	1.60	0.66
13:XM:105:THR:O	13:XM:107:ALA:N	2.29	0.66
42:YW:45:TYR:CZ	42:YW:49:LYS:HD2	2.30	0.66
26:RB:24:G:O6	26:RB:56:G:O2'	2.12	0.66
25:YA:674:G:H1'	29:YF:74:ARG:HD3	1.77	0.66
1:QA:1054:C:OP2	1:QA:1197:G:OP2	2.14	0.66
44:YY:97:ARG:HE	44:YY:98:VAL:HB	1.61	0.66
47:R1:7:ILE:HG12	47:R1:91:LYS:NZ	2.11	0.66
36:YQ:137:TYR:CE1	45:YZ:83:PRO:HG3	2.31	0.66
3:QC:70:VAL:HG12	3:QC:72:LYS:H	1.60	0.66
1:QA:8:A:N6	4:QD:205:GLU:O	2.28	0.66
25:YA:1407:C:H42	25:YA:1595:G:H1	1.43	0.66
13:QM:80:ARG:HE	50:R4:71:ARG:NH1	1.87	0.66
28:RE:63:LEU:HD13	28:RE:65:GLY:H	1.60	0.66
19:QS:39:THR:HG22	19:QS:40:ILE:H	1.61	0.66
25:YA:2343:C:O2'	25:YA:2373:G:O2'	2.14	0.66
25:RA:372:G:N2	25:RA:401:A:OP2	2.23	0.66
25:RA:2298:A:H62	25:RA:2318:G:H8	1.44	0.66
1:QA:1002:G:H2'	1:QA:1003:G:C8	2.30	0.66
45:YZ:182:LYS:HG3	45:YZ:183:LEU:HA	1.78	0.66
29:RF:149:ASP:N	29:RF:149:ASP:OD1	2.27	0.66
25:YA:2470:G:H5'	36:YQ:56:ARG:HH22	1.61	0.66
45:YZ:60:GLU:HA	45:YZ:66:SER:HA	1.77	0.66
45:YZ:128:VAL:HB	45:YZ:161:VAL:HG13	1.77	0.66
1:QA:1055:A:O2'	3:QC:161:GLU:OE2	2.12	0.66

Continued on next page...

Continued from previous page...

Atom-1	Atom-2	Interatomic distance (Å)	Clash overlap (Å)
33:YN:35:ARG:O	33:YN:37:LYS:N	2.29	0.66
25:YA:780:G:N2	25:YA:783:A:H62	1.94	0.66
38:YS:55:ALA:O	38:YS:56:LEU:HB2	1.96	0.66
35:YP:105:LEU:O	35:YP:106:LEU:HB2	1.95	0.66
25:YA:1013:C:H42	25:YA:1149:G:H1	1.43	0.66
41:YV:21:ARG:HD2	41:YV:91:TYR:CD1	2.31	0.66
45:RZ:19:ARG:NH1	45:RZ:84:GLU:O	2.28	0.66
1:QA:1175:G:H2'	1:QA:1176:A:C8	2.30	0.66
44:RY:49:VAL:O	44:RY:51:VAL:N	2.29	0.66
19:XS:50:ALA:HB1	19:XS:57:HIS:HB3	1.77	0.66
25:YA:2848:G:O2'	25:YA:2867:G:N2	2.28	0.66
36:RQ:135:ASP:OD1	36:RQ:135:ASP:N	2.23	0.66
31:YH:153:LYS:HB3	31:YH:162:ILE:H	1.61	0.65
25:YA:2051:A:H2	25:YA:2052:G:O6	1.76	0.65
39:YT:16:ARG:HD3	39:YT:19:LEU:HD11	1.77	0.65
39:RT:102:ILE:HB	39:RT:110:ILE:HD13	1.78	0.65
31:YH:10:PRO:HD2	31:YH:50:VAL:HG13	1.78	0.65
51:R5:58:LEU:H	51:R5:58:LEU:HD12	1.59	0.65
53:R7:9:ARG:HH21	53:R7:48:LYS:CD	1.99	0.65
43:RX:60:ARG:HH12	53:R7:47:ARG:HH22	1.40	0.65
50:R4:1:MET:SD	50:R4:6:HIS:NE2	2.69	0.65
25:RA:1359:A:N1	25:RA:1372:U:C4	2.64	0.65
1:XA:1305:G:N2	1:XA:1331:G:H2'	2.11	0.65
25:RA:2747:G:H21	25:RA:2757:A:H62	1.43	0.65
47:Y1:29:GLY:O	47:Y1:31:GLY:N	2.30	0.65
1:XA:555:C:OP2	12:XL:20:LYS:NZ	2.29	0.65
31:RH:125:VAL:CB	31:RH:126:PRO:HD3	2.16	0.65
1:QA:1296:C:OP1	13:QM:44:ARG:NH2	2.29	0.65
27:RD:27:THR:HG21	27:RD:81:ALA:HB1	1.78	0.65
25:YA:443:A:H3'	29:YF:45:ARG:NH1	2.11	0.65
25:RA:483:A:H4'	44:RY:49:VAL:HA	1.78	0.65
25:YA:1568:G:H4'	27:YD:59:LYS:HB3	1.78	0.65
27:RD:108:PRO:HG2	27:RD:111:LEU:HG	1.78	0.65
31:RH:89:ILE:CD1	31:RH:129:THR:HB	2.27	0.65
35:RP:59:LEU:HA	35:RP:61:ARG:NE	2.12	0.65
35:YP:61:ARG:HD3	54:Y8:13:ARG:HD2	1.77	0.65
25:YA:1077:A:H5'	25:YA:1078:U:H5''	1.77	0.65
1:QA:191:G:H1'	20:QT:105:SER:HB3	1.77	0.65
52:R6:11:LEU:HD23	52:R6:26:ASN:HB3	1.78	0.65
1:QA:1298:C:OP2	7:QG:114:ARG:NH2	2.30	0.65
25:YA:2023:G:H5'	25:YA:2617:C:H4'	1.78	0.65

Continued on next page...

Continued from previous page...

Atom-1	Atom-2	Interatomic distance (Å)	Clash overlap (Å)
40:YU:8:VAL:HG23	40:YU:11:ARG:HH21	1.62	0.65
45:RZ:150:LEU:HD21	45:RZ:172:ALA:HB3	1.77	0.65
1:XA:1525:G:OP1	11:XK:120:ARG:NH2	2.30	0.65
25:YA:793:A:OP2	25:YA:2071:A:O2'	2.15	0.65
44:RY:38:ILE:HG22	44:RY:66:PRO:HA	1.79	0.65
25:YA:1754:C:OP1	39:YT:96:ARG:NH1	2.29	0.65
25:RA:224:G:O6	25:RA:419:C:O2'	2.15	0.65
48:Y2:50:ILE:HD12	48:Y2:51:ARG:H	1.62	0.65
2:QB:82:ARG:HA	2:QB:92:TYR:CE2	2.31	0.65
51:R5:49:CYS:O	51:R5:56:LYS:HD3	1.96	0.65
25:YA:2502:G:H5''	25:YA:2503:A:H5''	1.79	0.65
31:YH:20:ALA:HB3	31:YH:23:ARG:HG2	1.77	0.65
28:RE:14:ILE:O	28:RE:21:VAL:N	2.28	0.65
1:XA:1002:G:H2'	1:XA:1003:G:H8	1.61	0.65
1:XA:191:G:O2'	20:XT:101:GLY:O	2.15	0.65
25:RA:27:G:N2	25:RA:513:A:OP2	2.29	0.65
25:RA:504:U:H5''	25:RA:505:A:H5'	1.78	0.65
46:Y0:10:THR:HG22	46:Y0:12:ASN:H	1.62	0.65
35:RP:71:VAL:HG13	35:RP:72:PRO:HD3	1.78	0.65
25:YA:128:C:H4'	53:Y7:49:ARG:HH12	1.61	0.65
20:XT:97:ALA:O	20:XT:99:LEU:N	2.30	0.65
11:XK:21:ILE:HB	11:XK:84:VAL:HG12	1.78	0.65
16:QP:53:VAL:HG12	16:QP:79:VAL:HG22	1.77	0.65
51:Y5:56:LYS:HD2	51:Y5:56:LYS:H	1.60	0.65
1:XA:1014:A:H4'	19:XS:14:HIS:CD2	2.31	0.65
35:RP:47:ASP:OD2	35:RP:50:ARG:NH2	2.30	0.65
3:QC:9:GLY:HA2	3:QC:12:LEU:HD23	1.78	0.65
32:YI:40:THR:O	32:YI:44:LEU:HB2	1.97	0.65
13:QM:3:ARG:HD2	13:QM:9:ILE:HG12	1.79	0.65
25:RA:2701:C:H3'	25:RA:2702:U:C5'	2.23	0.65
27:YD:30:GLU:HG3	27:YD:63:ARG:NH2	2.12	0.65
2:XB:178:ARG:NH1	2:XB:196:LEU:O	2.29	0.65
25:RA:819:A:OP2	25:RA:1187:G:N2	2.24	0.65
29:RF:31:HIS:HB2	35:RP:9:ASN:OD1	1.96	0.65
51:Y5:4:HIS:HB3	51:Y5:5:PRO:HD3	1.79	0.65
27:YD:80:ALA:HB3	27:YD:94:LEU:HD13	1.79	0.65
25:YA:855:G:O2'	46:Y0:27:GLU:OE2	2.10	0.65
4:XD:9:CYS:SG	4:XD:31:CYS:O	2.54	0.64
51:R5:50:GLY:CA	51:R5:56:LYS:HB3	2.22	0.64
25:YA:607:U:H3	25:YA:621:A:H2	1.42	0.64
1:XA:1405:G:OP2	58:XA:1672:PAR:O34	2.15	0.64

Continued on next page...

Continued from previous page...

Atom-1	Atom-2	Interatomic distance (Å)	Clash overlap (Å)
25:YA:2404:C:O3'	35:YP:77:ARG:NH2	2.29	0.64
3:XC:122:GLU:OE1	3:XC:126:ARG:NH2	2.29	0.64
34:RO:4:PRO:O	34:RO:5:GLN:HB2	1.96	0.64
29:YF:107:LYS:HD2	29:YF:207:GLY:H	1.62	0.64
19:QS:67:VAL:HG11	50:R4:59:PHE:O	1.98	0.64
27:YD:44:ASN:HB3	27:YD:49:ILE:HA	1.78	0.64
27:RD:35:LYS:HG2	27:RD:64:ILE:N	2.12	0.64
19:QS:28:LYS:HB2	19:QS:47:HIS:CE1	2.32	0.64
25:YA:819:A:OP2	25:YA:1187:G:N2	2.23	0.64
35:RP:85:LEU:HA	35:RP:88:LEU:HD22	1.79	0.64
25:RA:2693:A:H2'	25:RA:2694:G:H8	1.62	0.64
13:XM:3:ARG:HB3	50:Y4:34:GLU:HB3	1.79	0.64
1:QA:1227:A:OP1	19:QS:80:TYR:OH	2.12	0.64
25:RA:2683:C:OP1	39:RT:53:ARG:NH2	2.30	0.64
25:RA:489:G:N7	42:RW:49:LYS:NZ	2.46	0.64
25:YA:1055:G:H1	25:YA:1104:C:H42	1.44	0.64
28:RE:21:VAL:CB	28:RE:22:PRO:HA	2.28	0.64
51:R5:58:LEU:O	51:R5:60:VAL:N	2.31	0.64
27:RD:8:PRO:HB3	27:RD:14:ARG:HB2	1.79	0.64
5:QE:11:ILE:HD11	5:QE:31:LEU:HD12	1.80	0.64
27:RD:65:ILE:HD11	27:RD:67:PHE:CE2	2.31	0.64
36:YQ:78:PRO:O	36:YQ:79:LEU:HB2	1.97	0.64
10:QJ:53:PRO:HA	14:QN:42:ILE:HD12	1.79	0.64
1:XA:1321:C:H3'	1:XA:1322:C:H5''	1.80	0.64
13:QM:121:LYS:NZ	23:QY:40:C:O2'	2.29	0.64
23:XW:50:U:O4	23:XW:64:A:N1	2.30	0.64
38:YS:58:LEU:CD2	38:YS:58:LEU:H	2.10	0.64
25:RA:141:A:H8	25:RA:1595:G:H21	1.46	0.64
1:QA:664:G:H22	1:QA:741:G:H1	1.45	0.64
15:XO:26:GLU:OE2	15:XO:77:ARG:NH1	2.31	0.64
40:YU:88:ILE:HG22	40:YU:90:VAL:HG23	1.79	0.64
25:YA:690:G:O2'	27:YD:43:ARG:NH2	2.30	0.64
25:RA:2114:A:N6	25:RA:2119:A:N7	2.46	0.64
40:RU:90:VAL:O	40:RU:92:ARG:N	2.30	0.64
36:RQ:17:LEU:HD21	36:RQ:41:TRP:CD1	2.33	0.64
45:YZ:93:ASP:C	45:YZ:94:GLU:HG2	2.10	0.64
45:YZ:91:LEU:HD11	45:YZ:96:VAL:HG21	1.79	0.64
13:XM:54:VAL:HG23	50:Y4:32:TYR:HH	1.59	0.64
27:RD:35:LYS:HG2	27:RD:64:ILE:H	1.63	0.64
25:RA:2636:U:OP1	28:RE:79:ARG:HA	1.97	0.64
25:RA:1543:A:C2	25:RA:1545:A:C8	2.86	0.64

Continued on next page...

Continued from previous page...

Atom-1	Atom-2	Interatomic distance (Å)	Clash overlap (Å)
1:QA:963:G:H1	1:QA:972:C:N4	1.92	0.64
4:QD:194:LEU:CD1	6:XF:17:SER:OG	2.46	0.64
29:RF:192:LEU:HD22	29:RF:194:MET:HG2	1.80	0.64
25:RA:2547:U:O2	34:RO:23:ARG:NH2	2.31	0.64
25:RA:2100:G:H1	25:RA:2189:U:H3	1.44	0.64
2:QB:5:ILE:HG21	2:QB:221:LEU:HD23	1.78	0.64
26:YB:52:A:H62	38:YS:33:LYS:HG3	1.63	0.64
37:YR:51:LEU:HD13	37:YR:66:VAL:HG13	1.79	0.64
39:YT:36:GLU:HG3	39:YT:41:ARG:HE	1.62	0.64
36:RQ:83:MET:HB2	46:R0:7:LEU:HD12	1.78	0.64
1:QA:963:G:N2	1:QA:972:C:N3	2.40	0.64
19:XS:5:LEU:HD11	50:Y4:66:SER:CB	2.27	0.64
25:RA:517:C:OP1	51:R5:16:ARG:NH2	2.31	0.64
3:XC:19:GLU:O	3:XC:40:ARG:NH2	2.30	0.64
27:YD:35:LYS:NZ	27:YD:64:ILE:O	2.31	0.64
31:RH:88:LEU:HD11	31:RH:165:ALA:HB2	1.80	0.64
25:YA:581:C:H2'	25:YA:582:G:C8	2.33	0.64
35:RP:10:PRO:O	35:RP:12:ALA:N	2.30	0.64
50:R4:48:ARG:O	50:R4:50:VAL:N	2.31	0.64
5:XE:98:THR:HB	5:XE:117:ASP:HB3	1.79	0.64
3:XC:11:ARG:O	3:XC:13:GLY:N	2.30	0.64
1:XA:1352:C:H42	1:XA:1370:G:H1	1.46	0.64
25:YA:2111:C:N3	25:YA:2118:U:O2'	2.30	0.64
25:YA:2406:U:N3	35:YP:73:GLY:O	2.24	0.64
10:QJ:77:PRO:O	10:QJ:79:ARG:NH1	2.30	0.64
8:XH:7:ALA:HB2	8:XH:85:ARG:HD3	1.80	0.64
1:QA:1128:C:OP1	9:QI:66:ARG:NH2	2.26	0.64
38:RS:26:LEU:HB3	38:RS:87:PHE:HA	1.81	0.63
1:XA:186(E):C:H42	1:XA:191(B):G:H1	1.45	0.63
43:RX:43:VAL:HG13	43:RX:51:VAL:HG21	1.79	0.63
30:YG:112:PRO:HB3	50:Y4:37:SER:HB2	1.80	0.63
25:RA:1059:G:O6	25:RA:1079:C:N4	2.30	0.63
10:QJ:4:ILE:HB	10:QJ:74:ILE:HG13	1.80	0.63
6:QF:15:ASP:OD2	6:QF:18:GLN:OE1	2.16	0.63
37:RR:104:ARG:HD3	37:RR:109:ALA:HB3	1.79	0.63
48:Y2:41:ILE:HD11	48:Y2:44:LEU:HG	1.80	0.63
51:Y5:48:GLU:O	51:Y5:58:LEU:HA	1.97	0.63
1:XA:1321:C:H5''	1:XA:1322:C:H5''	1.79	0.63
5:XE:147:ASP:O	5:XE:151:LEU:HG	1.97	0.63
25:RA:2848:G:O2'	25:RA:2867:G:N2	2.31	0.63
25:RA:1266:G:O2'	25:RA:2012:G:O6	2.14	0.63

Continued on next page...

Continued from previous page...

Atom-1	Atom-2	Interatomic distance (Å)	Clash overlap (Å)
19:XS:5:LEU:CD1	50:Y4:66:SER:CB	2.76	0.63
27:YD:35:LYS:HG2	27:YD:64:ILE:N	2.13	0.63
54:Y8:16:ILE:HD13	54:Y8:57:ARG:HG2	1.80	0.63
1:QA:1224:G:C6	1:QA:1322:C:H1'	2.33	0.63
28:RE:21:VAL:CG2	28:RE:22:PRO:CA	2.76	0.63
19:XS:67:VAL:HG21	50:Y4:60:GLN:NE2	2.11	0.63
25:RA:2053:G:O6	25:RA:2614:A:C2	2.41	0.63
50:Y4:48:ARG:O	50:Y4:50:VAL:N	2.31	0.63
44:YY:91:GLU:HG3	44:YY:92:ASN:H	1.63	0.63
5:XE:152:ARG:NH2	8:XH:107:LEU:O	2.31	0.63
31:YH:12:PRO:O	31:YH:13:LYS:HB2	1.97	0.63
13:XM:3:ARG:NH2	30:YG:139:LEU:HD13	2.12	0.63
27:YD:25:THR:HG23	27:YD:27:THR:HB	1.80	0.63
25:RA:2849:U:OP1	39:RT:95:ARG:NH1	2.30	0.63
1:QA:243:A:H4'	1:QA:244:U:O5'	1.98	0.63
45:RZ:165:VAL:HG11	45:RZ:169:GLU:HB2	1.80	0.63
35:YP:13:ASN:O	35:YP:15:ARG:N	2.32	0.63
25:YA:224:G:O6	25:YA:419:C:O2'	2.17	0.63
47:R1:29:GLY:O	47:R1:31:GLY:N	2.29	0.63
25:YA:2126:A:N6	25:YA:2163:C:O2'	2.31	0.63
2:XB:187:LEU:HA	2:XB:201:ILE:HB	1.79	0.63
37:RR:33:ARG:HG3	37:RR:115:GLU:HB3	1.79	0.63
19:QS:42:PRO:HD3	50:R4:63:TYR:CZ	2.33	0.63
1:XA:1028(B):C:N3	1:XA:1032(A):G:N2	2.45	0.63
25:RA:309:G:N3	25:RA:329:G:O2'	2.31	0.63
25:RA:2511:U:O4	25:RA:2575:C:N3	2.32	0.63
2:XB:79:ASP:HA	2:XB:82:ARG:HB2	1.81	0.63
40:RU:66:ASN:O	40:RU:70:ARG:HB2	1.98	0.63
48:R2:65:ASN:HB3	48:R2:69:ARG:HH22	1.61	0.63
1:QA:1080:A:H5''	5:QE:16:THR:HG21	1.81	0.63
13:XM:91:ARG:HB2	13:XM:98:VAL:HG13	1.80	0.63
25:YA:2415:G:H4'	35:YP:67:MET:N	2.14	0.63
25:YA:1918:A:O2'	25:YA:1920:C:N4	2.32	0.63
32:YI:56:LYS:HG3	32:YI:57:ARG:N	2.13	0.63
31:YH:153:LYS:HG3	31:YH:161:GLY:HA2	1.80	0.63
13:XM:23:TYR:HB3	13:XM:67:GLU:HA	1.81	0.63
53:Y7:9:ARG:HH21	53:Y7:48:LYS:HD2	1.63	0.63
31:YH:83:TYR:CZ	31:YH:138:LYS:HD2	2.34	0.63
35:RP:95:VAL:HG13	35:RP:100:LEU:HD21	1.79	0.63
25:RA:2224:G:OP1	27:RD:268:ARG:HD3	1.98	0.63
4:QD:166:LYS:CG	4:QD:178:VAL:HG11	2.20	0.63

Continued on next page...

Continued from previous page...

Atom-1	Atom-2	Interatomic distance (Å)	Clash overlap (Å)
1:QA:1002:G:H2'	1:QA:1003:G:H8	1.61	0.63
3:QC:79:ARG:CD	11:XK:99:GLN:NE2	2.60	0.63
1:XA:1298:C:H2'	7:XG:114:ARG:NH1	2.14	0.63
25:YA:2394:C:OP1	35:YP:63:PRO:HD2	1.99	0.63
40:YU:83:LEU:HD12	40:YU:113:ALA:HB2	1.79	0.63
50:Y4:23:GLU:O	50:Y4:25:TYR:N	2.31	0.63
25:RA:74:A:H4'	25:RA:75:G:O5'	1.98	0.63
25:RA:2233:U:H2'	25:RA:2234:G:C8	2.33	0.63
33:RN:133:GLN:HB2	33:RN:135:PRO:HD3	1.79	0.63
42:YW:41:LYS:HE3	51:Y5:25:LEU:HD21	1.80	0.63
52:Y6:41:PRO:HG2	52:Y6:45:LYS:H	1.63	0.63
34:YO:13:ASN:ND2	34:YO:96:THR:O	2.30	0.63
25:RA:288:C:H2'	25:RA:289:A:H8	1.64	0.63
1:XA:1106:G:H5''	3:XC:172:ARG:HG2	1.79	0.63
38:RS:15:ARG:HH11	38:RS:25:ARG:HH21	1.44	0.63
9:XI:24:GLY:N	9:XI:60:ASP:OD1	2.29	0.63
25:RA:84:A:N1	25:RA:98:G:O2'	2.31	0.63
25:YA:2310:A:N6	30:YG:79:ASN:HB2	2.13	0.63
44:RY:51:VAL:HG13	44:RY:52:SER:H	1.64	0.63
33:RN:13:TRP:HB2	33:RN:133:GLN:HG3	1.81	0.63
1:QA:937:A:N6	1:QA:1345:U:O4	2.30	0.63
1:QA:1446:A:O2'	1:QA:1447:G:O5'	2.16	0.63
25:RA:2818:G:OP2	37:RR:42:LYS:NZ	2.31	0.63
8:QH:10:LEU:HD22	8:QH:83:ILE:HD11	1.80	0.63
2:QB:24:TRP:HD1	2:QB:24:TRP:H	1.46	0.63
1:XA:1023:G:H3'	1:XA:1024:G:H5''	1.79	0.62
1:QA:789:U:H1'	1:QA:792:A:H2	1.64	0.62
11:QK:98:LEU:O	11:QK:101:SER:OG	2.14	0.62
25:RA:249:C:O2	54:R8:12:LYS:NZ	2.32	0.62
1:XA:1446:A:O2'	1:XA:1447:G:O5'	2.17	0.62
7:QG:155:ARG:HD3	7:QG:155:ARG:H	1.64	0.62
28:RE:15:PHE:CE1	28:RE:20:ALA:CB	2.82	0.62
25:RA:2306:C:H3'	25:RA:2307:G:H5''	1.79	0.62
25:RA:1311:G:H21	25:RA:1603:A:H62	1.45	0.62
19:QS:40:ILE:HG23	19:QS:41:VAL:HG22	1.79	0.62
1:XA:1200:C:H4'	1:XA:1201:A:H5'	1.80	0.62
4:QD:7:PRO:HB2	4:QD:10:ARG:HD2	1.81	0.62
25:YA:2789:C:H1'	25:YA:2892:A:H2	1.64	0.62
1:QA:1064:G:O2'	1:QA:1065:U:O5'	2.17	0.62
25:RA:259:G:HO2'	25:RA:621:A:HO2'	1.47	0.62
31:YH:26:VAL:HG11	31:YH:75:ALA:HB1	1.81	0.62

Continued on next page...

Continued from previous page...

Atom-1	Atom-2	Interatomic distance (Å)	Clash overlap (Å)
10:XJ:32:ALA:HB3	10:XJ:76:ASN:HB2	1.79	0.62
51:R5:58:LEU:C	51:R5:60:VAL:H	2.01	0.62
37:RR:33:ARG:HH12	51:R5:57:VAL:CG2	2.12	0.62
2:XB:212:GLN:NE2	2:XB:235:SER:HB2	2.15	0.62
25:RA:27:G:H1'	25:RA:513:A:N6	2.14	0.62
2:XB:92:TYR:CE1	2:XB:151:GLY:HA3	2.34	0.62
25:YA:1296:G:OP1	25:YA:2709:G:O2'	2.13	0.62
1:QA:1135:U:H4'	1:QA:1136:U:H5	1.64	0.62
25:RA:1496:A:H8	25:RA:1577:C:HO2'	1.47	0.62
32:YI:124:GLY:H	32:YI:142:VAL:HG23	1.63	0.62
39:YT:1:MET:O	39:YT:3:ARG:N	2.29	0.62
25:RA:2576:G:O2'	25:RA:2579:C:OP2	2.16	0.62
25:YA:1833:U:O2'	25:YA:1969:A:N1	2.29	0.62
1:XA:1455:G:H5''	20:XT:31:SER:HB2	1.81	0.62
27:YD:248:SER:CB	27:YD:252:TRP:CZ2	2.83	0.62
28:RE:119:ARG:HG2	28:RE:160:TYR:HB2	1.81	0.62
29:RF:12:LEU:HD12	29:RF:17:ARG:HG2	1.80	0.62
7:XG:111:ARG:NH1	7:XG:113:GLU:OE2	2.31	0.62
30:YG:3:LEU:HD12	30:YG:4:ASP:H	1.64	0.62
29:YF:46:ARG:HG2	29:YF:46:ARG:HH11	1.65	0.62
19:XS:13:ASP:N	19:XS:13:ASP:OD1	2.32	0.62
17:QQ:66:SER:O	17:QQ:70:ARG:NH1	2.33	0.62
43:RX:53:LYS:HB2	43:RX:82:GLN:HB3	1.80	0.62
10:XJ:5:ARG:HH21	10:XJ:99:LYS:HD2	1.63	0.62
19:QS:68:GLY:CA	50:R4:68:ARG:HB2	2.28	0.62
19:QS:68:GLY:N	50:R4:59:PHE:CE1	2.67	0.62
6:QF:17:SER:O	6:QF:18:GLN:C	2.34	0.62
19:XS:5:LEU:HD11	50:Y4:66:SER:C	2.19	0.62
2:XB:54:THR:HG21	2:XB:201:ILE:HD11	1.82	0.62
25:RA:2816:C:O3'	37:RR:99:LYS:NZ	2.33	0.62
28:YE:23:VAL:HG12	28:YE:184:VAL:O	2.00	0.62
1:QA:1163:C:H42	1:QA:1173:G:H1	1.47	0.62
26:RB:44:G:O2'	26:RB:47:C:N4	2.31	0.62
13:XM:7:VAL:HG22	13:XM:7:VAL:O	2.00	0.62
25:RA:996:A:H4'	40:RU:92:ARG:HE	1.64	0.62
8:QH:6:ILE:HB	8:QH:85:ARG:NH1	2.15	0.62
11:QK:121:PRO:HD2	11:QK:126:ARG:HD3	1.80	0.62
25:RA:2133:G:H1'	25:RA:2158:A:H61	1.64	0.62
32:YI:81:VAL:HG21	32:YI:88:ILE:HD12	1.80	0.62
1:QA:532:A:H2	1:QA:1206:G:H21	1.46	0.62
2:XB:12:GLU:O	2:XB:16:HIS:ND1	2.22	0.62

Continued on next page...

Continued from previous page...

Atom-1	Atom-2	Interatomic distance (Å)	Clash overlap (Å)
25:YA:263:C:H2'	25:YA:264:C:O4'	2.00	0.62
25:RA:2111:C:N3	25:RA:2118:U:O2'	2.31	0.62
3:QC:79:ARG:HH21	11:XK:96:ARG:CG	2.12	0.62
25:YA:1728:G:H8	25:YA:1732:A:H62	1.48	0.62
25:YA:1754:C:P	39:YT:96:ARG:HH12	2.21	0.62
39:RT:54:ARG:HA	39:RT:59:THR:HG23	1.82	0.62
1:QA:27:G:H4'	4:QD:209:ARG:HG3	1.79	0.62
1:QA:448:A:OP2	1:QA:485:G:N2	2.30	0.62
7:QG:149:ARG:HD3	11:QK:59:TYR:OH	1.99	0.62
54:Y8:23:VAL:HG11	54:Y8:46:ARG:HD3	1.81	0.62
46:Y0:27:GLU:HG3	46:Y0:68:GLU:HA	1.82	0.62
27:RD:35:LYS:HD2	27:RD:104:TYR:CD1	2.35	0.62
50:Y4:37:SER:HB3	50:Y4:42:PHE:CD1	2.35	0.62
22:QV:53:G:H4'	22:QV:54:U:OP1	1.99	0.62
25:RA:221:A:H4'	25:RA:222:A:O5'	1.98	0.62
25:YA:1798:U:C5'	27:YD:259:THR:HG22	2.29	0.62
25:RA:630:G:N2	25:RA:633:A:OP2	2.32	0.61
40:YU:92:ARG:HD2	41:YV:11:GLN:HB2	1.82	0.61
27:YD:248:SER:HB3	27:YD:252:TRP:CE2	2.34	0.61
20:XT:100:ILE:HG13	20:XT:102:GLY:N	2.15	0.61
1:XA:1500:A:H5''	1:XA:1508:G:H5''	1.81	0.61
4:XD:111:ALA:HB2	4:XD:120:LEU:HD12	1.82	0.61
5:XE:42:GLY:HA3	5:XE:66:MET:HG2	1.82	0.61
32:RI:57:ARG:HA	32:RI:60:GLU:HB3	1.81	0.61
29:YF:197:ASP:OD1	29:YF:197:ASP:N	2.33	0.61
38:YS:83:LYS:C	38:YS:109:GLY:HA3	2.21	0.61
28:RE:67:PHE:O	28:RE:69:LYS:N	2.32	0.61
32:RI:104:GLN:O	32:RI:105:HIS:ND1	2.33	0.61
1:XA:560:U:O2'	1:XA:561:U:OP2	2.14	0.61
25:YA:2030:A:H4'	25:YA:2031:A:C8	2.36	0.61
9:XI:29:ASN:OD1	9:XI:65:VAL:N	2.29	0.61
25:RA:1272:A:OP2	25:RA:1647:G:OP1	2.18	0.61
12:QL:57:LYS:HG2	12:QL:67:THR:HG22	1.81	0.61
19:XS:5:LEU:HD21	50:Y4:66:SER:HB2	1.82	0.61
1:QA:1077:G:N2	1:QA:1080:A:OP2	2.29	0.61
29:RF:28:ILE:HG22	29:RF:112:MET:HB3	1.80	0.61
28:RE:51:PHE:CD2	28:RE:52:LEU:HG	2.34	0.61
14:QN:13:THR:N	14:QN:14:PRO:HD2	2.15	0.61
25:RA:2011:U:OP2	42:RW:16:LYS:NZ	2.30	0.61
10:QJ:40:LEU:HB2	10:QJ:69:ASN:HB3	1.82	0.61
4:QD:167:GLY:CA	27:YD:135:PHE:CZ	2.71	0.61

Continued on next page...

Continued from previous page...

Atom-1	Atom-2	Interatomic distance (Å)	Clash overlap (Å)
4:QD:30:LYS:C	4:QD:32:ALA:N	2.52	0.61
25:YA:2015:A:N3	51:Y5:2:ALA:N	2.48	0.61
1:QA:973:G:OP1	10:QJ:57:LYS:NZ	2.34	0.61
47:R1:53:VAL:HG22	47:R1:74:VAL:HG13	1.83	0.61
25:RA:884:C:N3	25:RA:892:G:O6	2.33	0.61
45:RZ:166:SER:HB2	45:RZ:168:GLU:H	1.64	0.61
1:QA:1432:G:OP1	39:RT:107:ASP:HB2	2.00	0.61
1:XA:745:C:OP1	1:XA:851:G:O2'	2.18	0.61
25:YA:392:C:H5''	25:YA:409:C:H5''	1.81	0.61
1:QA:754:C:H5'	15:QO:72:ARG:HH22	1.65	0.61
2:XB:67:THR:HG21	2:XB:155:LEU:HG	1.81	0.61
11:QK:22:HIS:HB3	11:QK:29:ILE:HG23	1.83	0.61
3:QC:14:ILE:O	3:QC:16:ARG:N	2.33	0.61
55:R9:25:VAL:HB	55:R9:34:GLN:HB2	1.81	0.61
25:RA:2405:G:O2'	25:RA:2411:A:N6	2.33	0.61
19:XS:68:GLY:N	50:Y4:59:PHE:CZ	2.67	0.61
1:QA:110:C:O2'	16:QP:25:ARG:O	2.17	0.61
21:QU:6:ARG:HE	21:QU:15:ARG:NH2	1.99	0.61
1:QA:890:G:O2'	1:QA:906:G:O6	2.16	0.61
25:RA:997:G:OP1	40:RU:93:LYS:HD3	2.00	0.61
36:YQ:134:ARG:NE	45:YZ:122:ARG:NH2	2.49	0.61
25:YA:2099:U:O4	25:YA:2190:G:O6	2.18	0.61
25:RA:2444:G:OP2	29:RF:68:LYS:HE3	2.00	0.61
32:RI:5:LEU:HD13	32:RI:17:GLN:HB3	1.81	0.61
25:YA:1045:A:C8	25:YA:1111:A:N6	2.68	0.61
15:XO:87:ILE:HG22	15:XO:88:ARG:H	1.64	0.61
36:RQ:65:PHE:O	36:RQ:67:ARG:N	2.34	0.61
35:RP:84:ASN:HB3	35:RP:86:LYS:HG2	1.83	0.61
4:QD:105:VAL:HG13	4:QD:110:PHE:HB2	1.83	0.61
1:XA:949:A:N7	13:XM:106:ASN:ND2	2.48	0.61
2:QB:178:ARG:HH21	8:QH:74:PRO:HG3	1.66	0.61
15:QO:82:ILE:O	15:QO:86:GLY:N	2.33	0.61
25:YA:573:G:N1	25:YA:2031:A:OP2	2.20	0.61
8:XH:4:ASP:OD2	8:XH:85:ARG:NH1	2.34	0.61
1:QA:1292:U:OP1	7:QG:41:ARG:NH2	2.33	0.61
47:Y1:83:GLU:O	47:Y1:85:LEU:N	2.34	0.61
42:RW:25:ARG:NH2	42:RW:74:ALA:O	2.33	0.61
14:QN:6:LEU:HD23	14:QN:23:ARG:HH22	1.64	0.61
31:YH:113:VAL:HG11	31:YH:151:ILE:HD12	1.83	0.61
25:RA:856:C:O2'	25:RA:857:C:OP1	2.16	0.61
1:QA:501:C:H2'	1:QA:502:G:C8	2.35	0.61

Continued on next page...

Continued from previous page...

Atom-1	Atom-2	Interatomic distance (Å)	Clash overlap (Å)
25:YA:2864:G:OP1	39:YT:119:LYS:HD2	2.01	0.61
40:YU:52:ARG:HA	40:YU:55:ARG:HG3	1.83	0.61
25:RA:468:G:H4'	29:RF:62:ARG:HH12	1.65	0.61
25:RA:1798:U:H5'	27:RD:259:THR:HG22	1.83	0.61
31:RH:8:PRO:HG2	31:RH:69:ARG:HE	1.66	0.61
27:YD:108:PRO:HB3	27:YD:143:HIS:CE1	2.35	0.61
25:YA:2692:C:O2	25:YA:2847:U:O2'	2.18	0.60
27:YD:72:LYS:NZ	27:YD:99:ASP:OD2	2.33	0.60
45:YZ:58:VAL:O	45:YZ:60:GLU:N	2.34	0.60
25:RA:2712:U:HO2'	25:RA:2712(A):A:H8	1.47	0.60
1:XA:1414:U:H2'	1:XA:1415:G:H8	1.65	0.60
25:RA:994:C:OP2	40:RU:54:LYS:NZ	2.34	0.60
25:RA:910:A:C5	36:RQ:13:GLN:HG3	2.36	0.60
1:XA:842:C:O2'	1:XA:848:C:N4	2.34	0.60
37:RR:70:LEU:O	37:RR:72:ASP:N	2.31	0.60
13:QM:7:VAL:HB	30:RG:115:ARG:NH1	2.16	0.60
12:XL:50:SER:O	12:XL:51:ALA:CB	2.49	0.60
36:YQ:35:VAL:HG13	36:YQ:130:LYS:HB3	1.83	0.60
40:RU:90:VAL:HG11	41:RV:40:LEU:HD12	1.82	0.60
39:RT:77:PRO:HB2	39:RT:80:SER:HB2	1.83	0.60
25:YA:774:A:H2	25:YA:787:U:HO2'	1.48	0.60
52:Y6:25:LYS:HZ2	54:Y8:34:TRP:HZ2	1.47	0.60
31:YH:150:ALA:O	31:YH:152:ARG:N	2.34	0.60
1:XA:1299:A:H2'	1:XA:1301:U:H1'	1.82	0.60
27:RD:44:ASN:HB3	27:RD:49:ILE:HA	1.83	0.60
25:RA:873:G:H1	25:RA:904:C:N4	1.98	0.60
25:RA:155:C:N4	25:RA:171:G:H1	1.99	0.60
25:YA:2469:A:O2'	36:YQ:56:ARG:HG2	2.01	0.60
3:QC:11:ARG:O	3:QC:13:GLY:N	2.34	0.60
3:QC:8:ILE:HG23	3:QC:16:ARG:HG2	1.83	0.60
25:RA:1296:G:OP1	25:RA:2709:G:O2'	2.11	0.60
51:Y5:16:ARG:HH11	51:Y5:16:ARG:HG2	1.66	0.60
25:RA:2443:C:H2'	25:RA:2444:G:H8	1.66	0.60
35:YP:95:VAL:HG13	35:YP:100:LEU:HD21	1.83	0.60
1:XA:1308:U:OP2	13:XM:99:ARG:HD2	2.02	0.60
25:YA:1203:G:H3'	25:YA:1204:A:H5''	1.83	0.60
25:RA:1782:C:H1'	25:RA:2609:U:H5''	1.82	0.60
17:XQ:11:VAL:HG12	17:XQ:85:VAL:HG13	1.83	0.60
1:XA:1510:U:H2'	1:XA:1511:G:C8	2.36	0.60
25:YA:1652:A:OP1	37:YR:8:ARG:NH1	2.33	0.60
51:R5:57:VAL:HG13	51:R5:57:VAL:O	2.01	0.60

Continued on next page...

Continued from previous page...

Atom-1	Atom-2	Interatomic distance (Å)	Clash overlap (Å)
27:YD:35:LYS:HD2	27:YD:104:TYR:CD1	2.35	0.60
23:QW:48:C:H2'	23:QW:59:U:H4'	1.83	0.60
25:RA:252:G:OP2	35:RP:50:ARG:NH1	2.33	0.60
25:YA:2131:G:H4'	25:YA:2132:U:H4'	1.84	0.60
38:RS:88:ASP:O	38:RS:89:ARG:HB3	2.02	0.60
28:YE:9:VAL:HB	28:YE:25:VAL:HG23	1.83	0.60
1:XA:1243:C:H42	1:XA:1294:G:H1	1.49	0.60
25:RA:993:G:OP1	40:RU:50:ARG:NH2	2.34	0.60
27:RD:70:TRP:CH2	27:RD:150:LYS:HA	2.36	0.60
1:XA:1314:C:OP1	19:XS:6:LYS:HE3	2.00	0.60
25:YA:252:G:OP2	35:YP:50:ARG:NH1	2.35	0.60
34:YO:96:THR:O	34:YO:97:ARG:HB3	2.01	0.60
28:YE:25:VAL:HG12	28:YE:183:LEU:HG	1.84	0.60
9:QI:13:ALA:HB2	9:QI:68:GLY:HA3	1.82	0.60
39:YT:84:GLN:OE1	39:YT:85:LYS:NZ	2.34	0.60
1:XA:1266:G:N2	1:XA:1269:A:OP2	2.31	0.60
25:RA:1169:G:H1	25:RA:1180:C:H42	0.70	0.60
31:YH:152:ARG:CG	31:YH:153:LYS:HD2	2.28	0.60
50:R4:23:GLU:O	50:R4:25:TYR:N	2.33	0.60
54:Y8:50:LEU:HD12	54:Y8:51:ALA:H	1.67	0.60
15:QO:39:LEU:HD13	15:QO:56:LEU:HB2	1.83	0.60
30:YG:28:VAL:HG23	30:YG:29:TRP:CD1	2.36	0.60
25:YA:530:G:O2'	25:YA:532:A:N7	2.35	0.60
31:YH:4:ILE:HB	31:YH:6:ARG:HG2	1.82	0.60
55:Y9:35:ARG:HH21	55:Y9:37:GLY:HA3	1.67	0.60
1:QA:864:A:H5'	5:QE:86:ALA:HB2	1.83	0.60
45:YZ:54:HIS:O	45:YZ:98:MET:HE2	2.00	0.60
13:XM:3:ARG:HA	13:XM:9:ILE:HG21	1.83	0.60
23:XW:49:C:H42	23:XW:65:G:H1	1.47	0.60
1:XA:674:G:H2'	1:XA:675:A:C8	2.36	0.60
1:QA:1106:G:H5''	3:QC:172:ARG:HG2	1.84	0.60
35:YP:147:LEU:O	35:YP:148:LEU:HB2	2.02	0.60
25:YA:2335:A:O2'	25:YA:2336:A:O5'	2.15	0.60
2:QB:15:VAL:H	2:QB:16:HIS:CE1	2.20	0.60
25:YA:2377:A:H2'	25:YA:2378:A:C8	2.37	0.60
1:QA:1305:G:H22	1:QA:1331:G:H2'	1.66	0.60
32:YI:21:VAL:HG21	32:YI:25:TYR:HD2	1.66	0.60
19:QS:67:VAL:CA	50:R4:59:PHE:CZ	2.85	0.60
51:R5:16:ARG:HH11	51:R5:16:ARG:HG2	1.66	0.60
1:XA:1002:G:H1	1:XA:1038:C:N4	1.98	0.60
44:RY:87:LYS:O	44:RY:88:LYS:NZ	2.33	0.60

Continued on next page...

Continued from previous page...

Atom-1	Atom-2	Interatomic distance (Å)	Clash overlap (Å)
12:QL:84:LEU:HD22	12:QL:104:VAL:HG11	1.84	0.60
1:XA:826:C:H2'	1:XA:827:U:O2	2.01	0.60
4:QD:194:LEU:HD11	6:XF:17:SER:OG	2.02	0.60
25:RA:49:A:N7	25:RA:120:U:O4	2.33	0.60
1:QA:344:A:O2'	1:QA:346:G:O6	2.18	0.60
31:RH:154:PRO:HD3	31:RH:162:ILE:N	2.16	0.60
7:QG:149:ARG:NE	11:QK:59:TYR:CE1	2.70	0.60
26:RB:31:C:H42	26:RB:51:G:H1	1.50	0.60
7:QG:26:PHE:O	7:QG:30:ILE:HG12	2.01	0.60
10:QJ:42:THR:HG23	10:QJ:68:HIS:HA	1.83	0.60
25:YA:137(A):G:H1'	43:YX:41:ASN:ND2	2.16	0.60
30:RG:114:ILE:HD13	30:RG:140:ILE:HG21	1.83	0.60
9:QI:9:ARG:HB3	9:QI:14:VAL:HG13	1.84	0.60
28:YE:14:ILE:HG22	28:YE:21:VAL:HG23	0.69	0.59
39:RT:105:LEU:O	39:RT:107:ASP:N	2.35	0.59
45:RZ:144:LEU:HG	45:RZ:150:LEU:HD12	1.84	0.59
1:QA:1446:A:H4'	39:RT:125:ARG:HH22	1.67	0.59
37:YR:42:LYS:HA	37:YR:45:ARG:HD2	1.84	0.59
2:XB:235:SER:O	2:XB:237:ALA:N	2.36	0.59
31:RH:89:ILE:HD13	31:RH:129:THR:HB	1.83	0.59
4:QD:195:ALA:CB	6:XF:20:ALA:CB	2.81	0.59
42:YW:90:ARG:CG	42:YW:90:ARG:HH11	2.14	0.59
26:YB:40:U:O2'	26:YB:45:A:N6	2.32	0.59
30:RG:64:THR:HG23	30:RG:66:GLN:H	1.66	0.59
2:XB:92:TYR:HE1	2:XB:151:GLY:HA3	1.65	0.59
31:YH:98:LEU:HD22	31:YH:125:VAL:HB	1.83	0.59
32:YI:129:THR:HG22	32:YI:137:PRO:HB3	1.84	0.59
25:YA:2298:A:H62	25:YA:2318:G:H8	1.50	0.59
38:RS:38:GLN:OE1	38:RS:47:THR:OG1	2.18	0.59
42:YW:86:LEU:HD12	42:YW:87:PRO:HD2	1.83	0.59
54:R8:29:LYS:HB2	54:R8:44:LYS:HG2	1.84	0.59
1:XA:380:G:N2	1:XA:383:A:OP2	2.32	0.59
35:YP:62:LEU:HB2	54:Y8:30:ARG:NH1	2.17	0.59
26:YB:44:G:H1'	26:YB:47:C:H42	1.67	0.59
1:XA:570:G:O6	1:XA:865:A:N6	2.36	0.59
1:XA:1432:G:OP1	39:YT:107:ASP:HB2	2.03	0.59
1:QA:1061:G:OP1	10:QJ:59:SER:OG	2.21	0.59
37:YR:33:ARG:NH2	51:Y5:55:ARG:HG2	2.17	0.59
45:RZ:52:SER:O	45:RZ:52:SER:OG	2.12	0.59
1:XA:1450:U:O2'	1:XA:1451:A:N7	2.34	0.59
45:RZ:87:ASP:N	45:RZ:87:ASP:OD1	2.34	0.59

Continued on next page...

Continued from previous page...

Atom-1	Atom-2	Interatomic distance (Å)	Clash overlap (Å)
30:RG:67:LYS:HE2	50:R4:6:HIS:CE1	2.38	0.59
28:YE:36:ARG:HH21	28:YE:88:GLY:HA2	1.68	0.59
1:QA:1352:C:OP1	21:QU:3:LYS:NZ	2.29	0.59
49:Y3:6:VAL:HG13	49:Y3:56:VAL:HG13	1.84	0.59
53:Y7:35:ARG:HG3	53:Y7:42:LEU:HD11	1.85	0.59
25:RA:1291:C:H5'	25:RA:1536:A:H5'	1.85	0.59
13:QM:8:GLU:OE1	30:RG:115:ARG:NE	2.35	0.59
25:YA:49:A:N7	25:YA:120:U:C5	2.70	0.59
25:YA:855:G:H1	25:YA:922:U:H3	1.51	0.59
25:YA:2126:A:H4'	25:YA:2127:G:O5'	2.03	0.59
25:RA:83:G:N2	25:RA:103:A:OP2	2.31	0.59
1:QA:1172:C:H2'	1:QA:1173:G:C8	2.38	0.59
25:RA:1026:U:H4'	25:RA:1027:A:OP1	2.02	0.59
3:QC:50:ALA:HB2	3:QC:75:VAL:HB	1.85	0.59
42:RW:86:LEU:HD12	42:RW:87:PRO:HD2	1.85	0.59
28:RE:21:VAL:HB	28:RE:22:PRO:HA	1.85	0.59
56:Z8:1:T17:H66	56:Z8:2:GLY:N	2.17	0.59
1:XA:1178:G:N2	1:XA:1181:G:N7	2.49	0.59
13:XM:121:LYS:NZ	23:XY:40:C:O3'	2.35	0.59
25:RA:577:G:O2'	25:RA:1254:A:OP1	2.18	0.59
25:YA:27:G:H1'	25:YA:513:A:N6	2.17	0.59
42:YW:111:HIS:CD2	42:YW:112:GLY:H	2.20	0.59
1:XA:67:C:H2'	1:XA:68:G:C8	2.38	0.59
13:QM:49:THR:HB	13:QM:52:GLU:HG3	1.85	0.59
25:RA:630:G:OP1	54:R8:46:ARG:NH1	2.35	0.59
32:YI:67:ARG:HH21	32:YI:68:LEU:HB2	1.68	0.59
20:XT:10:LEU:HG	20:XT:12:ALA:H	1.67	0.59
52:R6:52:VAL:HG22	52:R6:53:LYS:HG3	1.84	0.59
1:XA:690:G:H22	11:XK:55:LYS:NZ	2.01	0.59
1:XA:427:U:OP1	4:XD:13:ARG:NH2	2.35	0.59
35:YP:26:GLY:O	35:YP:28:GLY:N	2.35	0.59
6:XF:61:LEU:HB3	6:XF:63:TYR:HE1	1.66	0.59
25:YA:330:A:HO2'	25:YA:331:A:H8	1.51	0.59
1:QA:1023:G:H3'	1:QA:1024:G:H5''	1.83	0.59
31:RH:121:ILE:HG13	31:RH:140:LYS:HD2	1.84	0.59
4:QD:166:LYS:HG3	4:QD:178:VAL:CG1	2.20	0.59
19:QS:64:GLU:CD	50:R4:55:ARG:HH12	2.06	0.59
25:RA:1359:A:N6	25:RA:1372:U:C5	2.70	0.59
26:YB:44:G:OP1	50:Y4:1:MET:N	2.36	0.59
1:XA:1128:C:H5'	9:XI:16:ARG:HH22	1.67	0.59
16:QP:21:VAL:O	16:QP:33:ILE:HG12	2.02	0.59

Continued on next page...

Continued from previous page...

Atom-1	Atom-2	Interatomic distance (Å)	Clash overlap (Å)
10:XJ:76:ASN:O	10:XJ:78:ASN:ND2	2.36	0.59
31:YH:6:ARG:NH2	31:YH:54:ARG:HH22	2.01	0.59
26:RB:50:G:H5''	38:RS:61:ASN:HD21	1.67	0.59
23:XW:11:C:H42	23:XW:24:G:H1	1.49	0.59
25:RA:1636:C:H2'	25:RA:1637:A:C8	2.38	0.59
31:RH:105:LEU:HD13	31:RH:105:LEU:H	1.68	0.59
36:RQ:109:VAL:HG12	36:RQ:114:ALA:HB2	1.84	0.59
7:QG:73:MET:HG2	7:QG:90:GLU:HA	1.83	0.59
25:RA:2010:G:H5''	42:RW:42:ARG:HB2	1.85	0.59
19:QS:68:GLY:HA3	50:R4:69:LYS:H	1.66	0.59
5:XE:45:PHE:CE2	5:XE:47:LYS:HD2	2.38	0.59
7:QG:149:ARG:HD3	11:QK:59:TYR:CZ	2.38	0.59
50:R4:16:CYS:SG	50:R4:17:GLY:N	2.75	0.59
38:YS:26:LEU:HB3	38:YS:87:PHE:HA	1.85	0.59
47:R1:92:LYS:HG3	47:R1:96:LYS:HB2	1.84	0.59
25:YA:2636:U:OP1	28:YE:79:ARG:HA	2.03	0.59
27:RD:85:ASP:HB2	27:RD:92:ILE:HD13	1.84	0.59
25:YA:2646:C:OP2	25:YA:2732:G:O2'	2.15	0.59
4:QD:64:LEU:HB2	4:QD:198:VAL:HG11	1.83	0.59
33:YN:40:PRO:HB3	40:YU:68:ALA:HB2	1.85	0.58
31:YH:15:VAL:HG12	31:YH:28:GLY:HA3	1.83	0.58
1:XA:1443:G:H5''	1:XA:1446:A:H2	1.67	0.58
30:YG:136:ARG:O	30:YG:154:GLY:HA2	2.02	0.58
27:YD:28:GLU:OE1	27:YD:29:PRO:HD2	2.03	0.58
14:YN:23:ARG:HD2	14:YN:28:GLY:O	2.03	0.58
1:QA:359:U:P	32:YI:87:LYS:HE2	2.42	0.58
25:RA:617:G:OP1	29:RF:40:GLN:NE2	2.26	0.58
1:QA:56:U:H2'	1:QA:57:G:C8	2.38	0.58
3:XC:14:ILE:HG12	3:XC:15:THR:H	1.67	0.58
12:XL:38:THR:HG23	12:XL:57:LYS:HB3	1.84	0.58
4:XD:20:TYR:HA	4:XD:26:CYS:SG	2.43	0.58
37:YR:67:LEU:HD13	37:YR:76:VAL:HG21	1.84	0.58
38:YS:106:ARG:HA	38:YS:110:LEU:HD11	1.86	0.58
25:RA:259:G:H21	25:RA:621:A:H8	1.51	0.58
45:RZ:158:PRO:HG2	45:RZ:161:VAL:HG21	1.85	0.58
27:RD:71:ASP:OD2	27:RD:103:ARG:NH2	2.36	0.58
43:YX:61:GLY:N	43:YX:75:ASP:OD1	2.36	0.58
30:RG:112:PRO:HB3	50:R4:37:SER:HB2	1.85	0.58
8:QH:121:ASP:N	8:QH:121:ASP:OD1	2.34	0.58
25:YA:2581:G:OP2	25:YA:2581:G:N2	2.36	0.58
25:RA:1918:A:O2'	25:RA:1920:C:N4	2.36	0.58

Continued on next page...

Continued from previous page...

Atom-1	Atom-2	Interatomic distance (Å)	Clash overlap (Å)
12:XL:47:LYS:HB3	12:XL:48:PRO:CD	2.33	0.58
32:RI:55:ALA:HA	32:RI:58:LEU:CB	2.32	0.58
27:RD:44:ASN:CB	27:RD:49:ILE:HA	2.33	0.58
35:YP:58:THR:HG22	35:YP:61:ARG:HG3	1.85	0.58
25:RA:102:G:H4'	25:RA:103:A:O5'	2.03	0.58
41:YV:44:LYS:O	41:YV:46:VAL:N	2.36	0.58
4:QD:111:ALA:HB2	4:QD:120:LEU:HD12	1.85	0.58
1:QA:119:A:H4'	1:QA:120:A:O5'	2.02	0.58
28:RE:13:ARG:HH11	28:RE:21:VAL:HG11	1.68	0.58
25:RA:1309:G:H4'	53:R7:7:PRO:HB2	1.85	0.58
45:RZ:110:GLY:HA2	45:RZ:112:ARG:HB2	1.84	0.58
13:XM:13:LYS:HA	13:XM:44:ARG:HD2	1.83	0.58
47:Y1:51:VAL:HG11	47:Y1:74:VAL:HG21	1.84	0.58
10:QJ:49:VAL:HG13	14:QN:41:ARG:HB2	1.86	0.58
32:RI:110:ASP:N	32:RI:130:TYR:OH	2.30	0.58
2:XB:72:GLY:HA2	2:XB:165:VAL:HG22	1.85	0.58
1:XA:890:G:O2'	1:XA:906:G:O6	2.19	0.58
25:YA:1664:A:H61	25:YA:1996:C:N4	1.98	0.58
20:XT:63:ILE:HG22	20:XT:77:ALA:HB1	1.86	0.58
25:RA:2680:C:H5'	28:RE:189:PRO:HA	1.84	0.58
1:XA:1129:C:H4'	1:XA:1130:A:H5'	1.84	0.58
27:RD:182:LEU:N	27:RD:272:ALA:HB3	2.17	0.58
51:Y5:4:HIS:HB3	51:Y5:5:PRO:CD	2.33	0.58
50:Y4:42:PHE:O	50:Y4:44:THR:N	2.36	0.58
6:XF:36:ARG:NH1	6:XF:38:GLU:OE2	2.37	0.58
25:RA:1899:G:H21	25:RA:1902:C:N4	2.01	0.58
1:QA:352:C:O2'	1:QA:354:G:OP1	2.16	0.58
25:RA:1226:G:H4'	41:RV:84:LYS:HG2	1.84	0.58
25:YA:2292:C:P	38:YS:17:ARG:HH22	2.26	0.58
9:XI:43:ALA:HA	9:XI:74:ILE:HD13	1.85	0.58
25:RA:1579:A:H2'	25:RA:1580:A:C8	2.38	0.58
13:QM:80:ARG:NE	50:R4:71:ARG:NH1	2.48	0.58
4:XD:22:LYS:HD2	4:XD:26:CYS:SG	2.44	0.58
4:QD:29:PRO:HD2	4:QD:30:LYS:HD3	1.84	0.58
1:QA:1201:A:HO2'	1:QA:1202:G:P	2.27	0.58
1:XA:266:G:O2'	1:XA:267:C:OP2	2.16	0.58
31:RH:89:ILE:O	31:RH:89:ILE:HG12	2.04	0.58
26:YB:15:A:H5'	26:YB:16:G:C8	2.39	0.58
29:YF:127:GLU:O	29:YF:129:PHE:N	2.32	0.58
45:YZ:5:LEU:HD11	45:YZ:39:VAL:HB	1.85	0.58
30:RG:136:ARG:O	30:RG:154:GLY:HA2	2.03	0.58

Continued on next page...

Continued from previous page...

Atom-1	Atom-2	Interatomic distance (Å)	Clash overlap (Å)
12:QL:53:ARG:HD3	12:QL:93:LEU:HD21	1.86	0.58
45:YZ:146:ILE:HG22	45:YZ:176:PRO:HD3	1.84	0.58
25:RA:2611:U:O2	51:R5:3:LYS:HE3	2.02	0.58
2:QB:77:ALA:HB2	2:QB:211:ILE:HD13	1.86	0.58
1:XA:243:A:H4'	1:XA:244:U:O5'	2.03	0.58
31:RH:87:LEU:HD22	31:RH:162:ILE:HG22	1.85	0.58
27:RD:35:LYS:HD2	27:RD:104:TYR:CE1	2.39	0.58
2:XB:15:VAL:H	2:XB:16:HIS:CE1	2.22	0.58
36:RQ:78:PRO:O	46:R0:5:LYS:HE2	2.03	0.58
2:XB:96:ARG:H	2:XB:96:ARG:HD2	1.68	0.58
8:XH:39:LEU:HB3	8:XH:45:ILE:HG12	1.86	0.58
25:RA:2126:A:H4'	25:RA:2127:G:O5'	2.04	0.58
1:XA:753:A:H4'	1:XA:754:C:O5'	2.03	0.58
3:XC:95:THR:HG22	3:XC:97:LYS:HG3	1.83	0.58
32:RI:5:LEU:HD12	32:RI:5:LEU:H	1.69	0.58
25:RA:654(A):G:H1	25:RA:654(T):C:H42	1.49	0.58
2:XB:93:VAL:HG11	2:XB:97:TRP:HD1	1.68	0.58
20:XT:56:MET:HG3	20:XT:88:VAL:HG21	1.86	0.58
1:QA:427:U:OP1	4:QD:13:ARG:NH2	2.36	0.58
1:QA:1495:U:O2'	25:RA:1919:A:N1	2.32	0.58
34:YO:64:ARG:HG2	34:YO:79:PHE:CG	2.38	0.58
27:RD:24:ILE:HD11	27:RD:91:ARG:HD2	1.84	0.58
19:XS:5:LEU:CD2	50:Y4:66:SER:HB2	2.33	0.58
35:RP:47:ASP:OD2	35:RP:49:ARG:NH1	2.37	0.58
25:RA:1266:G:O5'	42:RW:15:ARG:NH2	2.37	0.58
1:QA:382:A:H2'	1:QA:383:A:C8	2.39	0.58
25:YA:1068:G:O2'	25:YA:1096:A:N3	2.37	0.58
32:YI:56:LYS:HE3	32:YI:57:ARG:HA	1.84	0.58
1:XA:1108:G:H5'	3:XC:176:HIS:ND1	2.18	0.58
14:QN:24:CYS:HB3	14:QN:27:CYS:SG	2.40	0.58
37:YR:27:SER:HB3	37:YR:34:ILE:HD11	1.84	0.58
1:XA:686:U:HO2'	11:XK:42:TRP:HE1	1.51	0.58
1:QA:181:G:O2'	1:QA:182:U:O5'	2.20	0.58
33:RN:54:VAL:HB	33:RN:122:VAL:HG22	1.85	0.58
17:XQ:55:ASP:HA	17:XQ:79:SER:HA	1.85	0.58
19:XS:39:THR:HG21	50:Y4:68:ARG:HG2	1.84	0.57
26:RB:44:G:OP1	50:R4:1:MET:N	2.35	0.57
39:YT:24:PRO:HA	39:YT:49:VAL:HG13	1.85	0.57
30:YG:67:LYS:HE2	50:Y4:6:HIS:CE1	2.38	0.57
30:YG:98:ARG:NH1	50:Y4:1:MET:SD	2.77	0.57
44:RY:95:LYS:NZ	44:RY:99:CYS:O	2.37	0.57

Continued on next page...

Continued from previous page...

Atom-1	Atom-2	Interatomic distance (Å)	Clash overlap (Å)
1:XA:673:G:H5''	6:XF:87:ARG:NH1	2.19	0.57
36:RQ:135:ASP:OD2	45:RZ:81:ARG:NH1	2.37	0.57
33:RN:13:TRP:O	33:RN:135:PRO:HD2	2.03	0.57
37:YR:117:VAL:HG22	37:YR:118:GLU:H	1.68	0.57
13:QM:58:GLU:O	13:QM:62:ASN:ND2	2.31	0.57
1:XA:1280:A:H1'	10:XJ:41:PRO:HG3	1.86	0.57
28:RE:131:ALA:HB1	28:RE:135:HIS:HE1	1.69	0.57
19:XS:80:TYR:O	19:XS:82:GLY:N	2.36	0.57
25:YA:125:G:H5''	53:Y7:19:ARG:HD3	1.86	0.57
25:RA:65:C:O2'	25:RA:456:C:N3	2.33	0.57
25:RA:414:C:O2	25:RA:1864:U:O2'	2.21	0.57
25:YA:221:A:H4'	25:YA:222:A:O5'	2.04	0.57
5:XE:91:LEU:HD12	5:XE:120:THR:HG22	1.85	0.57
29:YF:28:ILE:HG22	29:YF:112:MET:HB3	1.85	0.57
1:QA:927:G:H1	1:QA:1390:U:H3	1.52	0.57
13:XM:68:GLY:HA3	30:YG:116:ASP:CG	2.25	0.57
25:YA:630:G:OP2	54:Y8:15:LYS:NZ	2.37	0.57
30:RG:68:PRO:HB2	30:RG:90:LEU:HD12	1.86	0.57
7:QG:26:PHE:CE2	7:QG:30:ILE:HD11	2.38	0.57
25:YA:1403:C:H5''	25:YA:1471:A:H1'	1.85	0.57
38:YS:10:ARG:NH2	38:YS:91:PRO:O	2.36	0.57
3:XC:70:VAL:HG21	3:XC:76:VAL:HG11	1.85	0.57
3:QC:134:ILE:HG23	3:QC:151:VAL:HB	1.85	0.57
28:YE:35:GLN:HB3	28:YE:48:GLN:HB2	1.86	0.57
42:RW:71:VAL:HA	42:RW:107:LEU:HD12	1.86	0.57
1:QA:559:A:H4'	1:QA:560:U:H3'	1.85	0.57
42:YW:73:ALA:HB3	42:YW:106:ILE:HD13	1.84	0.57
1:XA:1077:G:N2	1:XA:1080:A:OP2	2.34	0.57
37:YR:24:GLN:OE1	37:YR:36:THR:HG21	2.04	0.57
1:QA:1002:G:N2	1:QA:1038:C:N3	2.46	0.57
40:YU:92:ARG:HD3	40:YU:94:ASN:HB3	1.85	0.57
25:YA:1899:G:H21	25:YA:1902:C:H41	1.51	0.57
46:Y0:50:ASN:HB3	46:Y0:63:VAL:HG22	1.86	0.57
25:RA:1490:A:O2'	27:RD:99:ASP:OD1	2.21	0.57
1:XA:1453:G:H8	20:XT:39:LYS:HE2	1.69	0.57
36:RQ:81:VAL:HG23	46:R0:7:LEU:CD1	2.34	0.57
11:XK:54:ARG:NH2	23:XW:39:U:O2'	2.38	0.57
1:QA:953:G:N7	13:QM:104:ARG:NH2	2.52	0.57
31:RH:153:LYS:HB3	31:RH:154:PRO:CD	2.34	0.57
11:XK:21:ILE:HG13	11:XK:30:VAL:HG12	1.86	0.57
1:XA:686:U:H1'	11:XK:42:TRP:HE1	1.68	0.57

Continued on next page...

Continued from previous page...

Atom-1	Atom-2	Interatomic distance (Å)	Clash overlap (Å)
3:QC:134:ILE:HG22	3:QC:168:ALA:HB3	1.86	0.57
25:YA:247:G:H4'	25:YA:386:G:C5	2.39	0.57
36:YQ:116:GLU:O	36:YQ:120:ILE:HG12	2.05	0.57
7:QG:79:ARG:HH12	7:QG:82:GLY:HA2	1.69	0.57
46:R0:18:ALA:O	46:R0:20:ARG:NH1	2.36	0.57
1:XA:559:A:OP1	5:XE:126:ARG:NH2	2.36	0.57
13:QM:14:ARG:N	13:QM:44:ARG:HD3	2.17	0.57
36:YQ:66:ILE:HA	36:YQ:104:PHE:HA	1.85	0.57
1:XA:538:G:H5''	12:XL:114:LYS:HB2	1.87	0.57
25:RA:330:A:H2	25:RA:1210:A:H2'	1.70	0.57
35:YP:135:LEU:O	35:YP:139:LYS:HB2	2.04	0.57
25:YA:2133:G:H1'	25:YA:2158:A:H61	1.70	0.57
25:YA:1428:C:N4	25:YA:1570:A:OP2	2.36	0.57
22:XV:0:C:O2'	46:Y0:6:GLY:O	2.21	0.57
1:QA:564:C:P	12:QL:15:ARG:HH21	2.26	0.57
5:QE:143:ARG:HH21	8:QH:77:GLU:CD	2.07	0.57
4:XD:154:ASN:OD1	4:XD:154:ASN:N	2.37	0.57
4:XD:9:CYS:HB3	4:XD:32:ALA:HB2	1.87	0.57
45:YZ:91:LEU:HG	45:YZ:130:PRO:CB	2.26	0.57
28:YE:11:MET:HG2	28:YE:24:THR:OG1	2.04	0.57
19:QS:67:VAL:HB	50:R4:59:PHE:CD2	2.38	0.57
44:RY:76:CYS:SG	44:RY:77:PRO:HD2	2.45	0.57
1:QA:1376:U:P	7:QG:94:ARG:HH12	2.28	0.57
27:YD:65:ILE:H	27:YD:65:ILE:HD13	1.68	0.57
25:RA:307:G:N2	25:RA:309:G:H3'	2.20	0.57
19:XS:32:LYS:HA	19:XS:50:ALA:HB3	1.86	0.57
1:XA:74:C:H42	1:XA:96:G:H1	1.51	0.57
27:RD:145:VAL:HG13	27:RD:191:ALA:HB2	1.87	0.57
25:RA:2442:C:OP1	56:Z7:6:LYS:NZ	2.38	0.57
25:YA:138:G:N2	43:YX:44:GLU:OE2	2.29	0.57
1:XA:1349:A:OP2	9:XI:118:LYS:NZ	2.29	0.57
37:RR:117:VAL:O	37:RR:118:GLU:HB2	2.05	0.57
31:YH:149:ARG:HG3	31:YH:162:ILE:O	2.05	0.57
30:YG:98:ARG:HH12	50:Y4:1:MET:HB3	1.69	0.57
38:YS:52:SER:O	38:YS:55:ALA:O	2.21	0.57
2:XB:96:ARG:HD3	2:XB:148:TYR:HE1	1.70	0.57
7:QG:15:ASP:OD1	7:QG:44:TYR:OH	2.22	0.57
12:QL:10:LEU:HB3	17:QQ:32:TYR:CE2	2.40	0.57
54:R8:36:LYS:HB3	54:R8:40:GLU:HG2	1.85	0.57
25:RA:1378:A:OP1	53:R7:10:ARG:NH2	2.37	0.57
1:QA:1163:C:N4	1:QA:1173:G:H1	2.02	0.57

Continued on next page...

Continued from previous page...

Atom-1	Atom-2	Interatomic distance (Å)	Clash overlap (Å)
25:RA:137(A):G:H1'	43:RX:41:ASN:ND2	2.19	0.57
1:QA:816:A:OP1	1:QA:1526:G:O2'	2.20	0.57
25:YA:1534:G:N2	25:YA:1537:C:O2	2.38	0.57
35:RP:58:THR:C	35:RP:61:ARG:HE	2.06	0.57
25:RA:1045:A:C4	25:RA:1111:A:N6	2.73	0.57
27:YD:71:ASP:CB	27:YD:103:ARG:HH22	2.18	0.57
1:XA:437:U:H2'	1:XA:438:G:O4'	2.04	0.57
30:RG:22:ARG:HH21	30:RG:171:ALA:HB1	1.69	0.57
16:XP:20:VAL:HG23	16:XP:35:LYS:HA	1.86	0.57
25:RA:2735:G:H2'	25:RA:2736:G:H8	1.67	0.57
25:RA:1341:U:OP2	25:RA:1394:U:O2'	2.19	0.57
27:RD:241:PRO:O	27:RD:242:ARG:HB2	2.04	0.57
25:RA:1936:A:OP2	25:RA:1962:C:N4	2.37	0.57
19:QS:67:VAL:CB	50:R4:59:PHE:CE1	2.88	0.57
27:RD:44:ASN:HB2	27:RD:48:ARG:O	2.05	0.57
39:RT:41:ARG:HB2	39:RT:41:ARG:CZ	2.34	0.57
25:YA:1094:U:O2'	25:YA:1096:A:OP1	2.19	0.57
1:XA:1126:U:H5	1:XA:1127:G:C4	2.22	0.57
13:QM:23:TYR:HB3	13:QM:67:GLU:HG2	1.87	0.57
6:QF:3:ARG:NH1	6:QF:38:GLU:OE2	2.37	0.57
25:YA:857:C:OP2	46:Y0:77:ARG:NH2	2.37	0.57
1:QA:1286:A:H5''	21:QU:26:LYS:HD2	1.85	0.57
25:RA:247:G:H4'	25:RA:386:G:C5	2.40	0.57
1:QA:765:G:N2	1:QA:813:U:OP2	2.38	0.57
34:YO:85:VAL:HG11	34:YO:114:ILE:HD11	1.87	0.57
2:QB:51:LEU:HD23	2:QB:201:ILE:HD12	1.86	0.57
13:QM:3:ARG:NH2	30:RG:113:ARG:HH21	2.03	0.56
1:XA:1002:G:H2'	1:XA:1003:G:C8	2.40	0.56
1:QA:973:G:O6	1:QA:974:A:N6	2.38	0.56
45:YZ:77:ASP:OD2	45:YZ:80:ARG:HD3	2.05	0.56
29:YF:107:LYS:HD2	29:YF:206:ILE:HA	1.86	0.56
9:XI:15:ALA:HB2	9:XI:65:VAL:HG23	1.86	0.56
25:RA:2335:A:O2'	25:RA:2336:A:O5'	2.23	0.56
36:YQ:85:LYS:O	36:YQ:87:LYS:N	2.38	0.56
41:RV:52:VAL:HG21	41:RV:55:ALA:HB3	1.87	0.56
25:YA:2632:A:HO2'	25:YA:2811:G:HO2'	1.51	0.56
32:YI:33:ARG:HB3	32:YI:35:LEU:HG	1.86	0.56
26:YB:12:C:H2'	46:Y0:73:GLY:HA3	1.87	0.56
25:YA:1664:A:N6	25:YA:1996:C:H42	2.00	0.56
44:RY:81:LYS:HZ3	44:RY:98:VAL:HG11	1.69	0.56
10:XJ:50:ILE:HD11	10:XJ:57:LYS:HD3	1.85	0.56

Continued on next page...

Continued from previous page...

Atom-1	Atom-2	Interatomic distance (Å)	Clash overlap (Å)
50:Y4:71:ARG:HB2	50:Y4:71:ARG:HH11	1.68	0.56
27:RD:108:PRO:HB3	27:RD:143:HIS:CE1	2.40	0.56
1:XA:1342:C:H4'	9:XI:125:TYR:HB3	1.87	0.56
27:RD:148:GLU:HB2	27:RD:151:LYS:HD2	1.87	0.56
25:RA:1454:U:OP1	37:RR:77:ARG:NH1	2.34	0.56
28:RE:13:ARG:CB	28:RE:21:VAL:CG1	2.83	0.56
19:QS:64:GLU:HG3	50:R4:55:ARG:HH12	1.70	0.56
26:YB:50:G:OP1	38:YS:61:ASN:ND2	2.38	0.56
19:XS:5:LEU:HD11	50:Y4:67:TYR:H	1.69	0.56
39:YT:60:THR:HG22	39:YT:77:PRO:HA	1.86	0.56
1:XA:953:G:N7	13:XM:104:ARG:NH2	2.52	0.56
30:YG:81:LYS:O	30:YG:82:LEU:HB2	2.04	0.56
25:YA:1991:U:H2'	25:YA:1992:G:H5''	1.87	0.56
1:QA:501:C:H2'	1:QA:502:G:H8	1.69	0.56
12:QL:117:ARG:HB3	12:QL:122:THR:HB	1.86	0.56
3:QC:73:PRO:HG3	3:QC:105:GLU:HG3	1.88	0.56
35:YP:101:VAL:HG23	35:YP:106:LEU:HB3	1.88	0.56
29:RF:11:VAL:HG12	29:RF:12:LEU:H	1.69	0.56
25:YA:1798:U:H5''	27:YD:259:THR:HG22	1.87	0.56
25:YA:1204:A:H1'	25:YA:1206:G:C8	2.40	0.56
45:YZ:19:ARG:NH1	45:YZ:84:GLU:O	2.35	0.56
25:RA:1316:U:H2'	25:RA:1317:A:C8	2.41	0.56
32:RI:116:LEU:O	32:RI:118:LYS:N	2.38	0.56
36:RQ:32:TYR:HE1	36:RQ:133:ARG:HG3	1.69	0.56
42:YW:71:VAL:HA	42:YW:107:LEU:HD12	1.87	0.56
35:RP:106:LEU:O	35:RP:107:LYS:HB2	2.05	0.56
41:YV:59:ALA:HB2	41:YV:96:ILE:HD13	1.88	0.56
36:RQ:24:GLY:O	36:RQ:26:TYR:N	2.36	0.56
25:YA:1464:C:HO2'	25:YA:1528:A:H8	1.51	0.56
27:YD:121:PRO:HA	27:YD:135:PHE:HD2	1.62	0.56
28:RE:15:PHE:CD1	28:RE:20:ALA:CB	2.87	0.56
32:RI:52:ARG:C	32:RI:56:LYS:H	2.03	0.56
4:QD:195:ALA:CB	6:XF:16:GLN:O	2.51	0.56
19:QS:41:VAL:HB	19:QS:42:PRO:CA	2.35	0.56
36:RQ:43:THR:HA	36:RQ:94:VAL:HG12	1.88	0.56
32:YI:79:ILE:HB	32:YI:142:VAL:HA	1.88	0.56
25:RA:1337:G:OP2	43:RX:73:ARG:NH2	2.38	0.56
45:YZ:152:ALA:HB2	45:YZ:168:GLU:HA	1.87	0.56
1:XA:403:C:OP1	4:XD:137:SER:OG	2.24	0.56
1:XA:627:G:H2'	1:XA:628:G:H8	1.70	0.56
25:RA:443:A:C5	29:RF:45:ARG:HD2	2.41	0.56

Continued on next page...

Continued from previous page...

Atom-1	Atom-2	Interatomic distance (Å)	Clash overlap (Å)
25:RA:443:A:N7	29:RF:45:ARG:HD2	2.20	0.56
38:RS:106:ARG:HA	38:RS:110:LEU:HD11	1.87	0.56
4:QD:195:ALA:HB2	6:XF:20:ALA:CB	2.35	0.56
30:YG:67:LYS:HZ1	50:Y4:6:HIS:CD2	2.23	0.56
37:RR:67:LEU:HD13	37:RR:76:VAL:HG21	1.86	0.56
36:RQ:66:ILE:HA	36:RQ:104:PHE:HA	1.87	0.56
36:YQ:20:ALA:HB3	45:YZ:79:ARG:CZ	2.35	0.56
28:RE:10:GLY:HA3	39:RT:8:LYS:HD2	1.85	0.56
41:RV:44:LYS:HE2	41:RV:45:THR:H	1.70	0.56
1:XA:235:C:H2'	1:XA:236:G:H8	1.70	0.56
1:QA:613:C:H42	1:QA:627:G:H1	1.53	0.56
1:XA:720:C:H5''	18:XR:52:PRO:HA	1.88	0.56
25:RA:2212:A:H1'	25:RA:2215:G:C5	2.40	0.56
17:QQ:90:ILE:O	17:QQ:94:ASN:ND2	2.38	0.56
1:QA:1004:A:O5'	1:QA:1025:U:N3	2.38	0.56
51:Y5:33:CYS:SG	51:Y5:34:PRO:HD2	2.45	0.56
1:XA:971:G:H5''	1:XA:972:C:H5''	1.88	0.56
31:YH:153:LYS:NZ	31:YH:153:LYS:HA	2.21	0.56
45:RZ:111:VAL:HG13	45:RZ:112:ARG:N	2.19	0.56
25:RA:1012:U:O2'	25:RA:1013:C:OP2	2.19	0.56
26:YB:24:G:H1'	26:YB:26:A:H62	1.70	0.56
35:RP:68:GLN:HG2	54:R8:12:LYS:HD3	1.88	0.56
25:RA:2019:A:OP2	51:R5:9:LYS:NZ	2.39	0.56
25:YA:2689:U:OP2	25:YA:2719:G:N2	2.33	0.56
28:RE:4:ILE:HD12	28:RE:28:ALA:HB1	1.88	0.56
1:QA:376:G:H5''	16:QP:5:ARG:HD2	1.87	0.56
41:YV:66:ARG:HH11	41:YV:88:ARG:HD3	1.71	0.56
1:QA:6:G:H4'	1:QA:298:A:H4'	1.87	0.56
1:QA:942:G:N2	9:QI:124:GLN:OE1	2.31	0.56
51:R5:50:GLY:HA3	51:R5:56:LYS:CG	2.35	0.56
23:QW:18:G:H22	23:QW:55:U:H1'	1.71	0.56
52:Y6:25:LYS:HE2	52:Y6:27:LYS:HE3	1.87	0.56
25:YA:1266:G:O5'	42:YW:15:ARG:NH2	2.38	0.56
32:RI:8:PRO:HD3	32:RI:15:VAL:HG13	1.87	0.56
25:YA:2820:A:C8	28:YE:109:LYS:HE2	2.40	0.56
31:YH:92:ILE:H	31:YH:92:ILE:HD12	1.71	0.56
2:QB:82:ARG:HA	2:QB:92:TYR:HE2	1.71	0.56
25:RA:27:G:O2'	25:RA:28:A:O5'	2.23	0.56
34:YO:97:ARG:HA	34:YO:117:LEU:HD22	1.88	0.56
16:XP:20:VAL:HG21	16:XP:32:TYR:CD2	2.40	0.56
2:XB:84:GLU:HB3	2:XB:219:VAL:HG21	1.86	0.56

Continued on next page...

Continued from previous page...

Atom-1	Atom-2	Interatomic distance (Å)	Clash overlap (Å)
1:XA:1347:G:N2	1:XA:1374:A:OP2	2.34	0.56
25:YA:2109:U:H3	25:YA:2180:U:H3	1.54	0.56
7:XG:54:THR:O	7:XG:56:GLN:N	2.39	0.56
8:QH:106:GLY:O	8:QH:122:ARG:NH2	2.36	0.56
1:XA:1356:G:H2'	1:XA:1357:A:C8	2.40	0.56
32:RI:29:TYR:HD2	32:RI:30:LEU:HD23	1.71	0.56
3:XC:174:PRO:HD2	3:XC:182:ILE:HD11	1.88	0.56
12:QL:45:PRO:HB3	12:QL:92:ASP:HB3	1.87	0.56
10:QJ:5:ARG:HG3	10:QJ:71:LEU:HD11	1.87	0.56
31:YH:10:PRO:HD2	31:YH:50:VAL:CG1	2.35	0.56
1:XA:1128:C:N4	1:XA:1144:G:N1	2.54	0.56
27:YD:43:ARG:NH1	27:YD:44:ASN:OD1	2.39	0.56
25:RA:242:G:C8	54:R8:5:LYS:HG2	2.40	0.56
25:YA:2849:U:OP2	39:YT:95:ARG:NH1	2.39	0.56
44:YY:95:LYS:HB3	44:YY:100:ALA:HA	1.87	0.56
25:RA:2690:C:OP2	37:RR:14:SER:HB3	2.06	0.56
4:XD:122:ARG:NH1	4:XD:134:ASP:O	2.39	0.56
2:XB:21:ARG:O	2:XB:23:ARG:HD3	2.05	0.56
1:XA:911:U:OP2	12:XL:97:ARG:NH2	2.27	0.56
33:YN:56:ASN:N	33:YN:125:GLY:O	2.22	0.56
4:QD:165:MET:SD	4:QD:168:ARG:HD2	2.46	0.56
51:R5:55:ARG:HH12	51:R5:57:VAL:HA	1.69	0.56
32:RI:41:GLU:HA	32:RI:44:LEU:HB2	1.87	0.56
1:QA:974:A:H1'	14:QN:31:ARG:HE	1.70	0.56
25:RA:1754:C:OP1	39:RT:96:ARG:NH1	2.34	0.56
25:YA:2335:A:O2'	25:YA:2336:A:H2'	2.05	0.56
3:XC:130:VAL:O	3:XC:134:ILE:HG12	2.06	0.56
43:RX:31:HIS:CD2	43:RX:32:PRO:HD2	2.41	0.56
25:RA:1509:C:H3'	25:RA:1510:A:H5'	1.88	0.56
4:XD:11:LEU:HD13	4:XD:66:ARG:HG2	1.87	0.56
25:RA:793:A:OP2	25:RA:2071:A:O2'	2.22	0.56
25:YA:2340:G:H2'	25:YA:2341:G:H8	1.70	0.56
1:QA:620:C:C2	4:QD:135:LEU:HG	2.40	0.56
1:XA:250:A:H4'	1:XA:251:G:O5'	2.04	0.56
45:RZ:182:LYS:H	45:RZ:182:LYS:HD3	1.70	0.56
39:RT:26:ASP:O	39:RT:49:VAL:HG12	2.07	0.55
29:RF:24:LEU:CD2	29:RF:115:ALA:HA	2.36	0.55
33:YN:40:PRO:O	40:YU:64:ARG:HD2	2.06	0.55
38:YS:58:LEU:H	38:YS:58:LEU:HD23	1.70	0.55
51:R5:52:TYR:O	51:R5:53:ALA:HB2	2.06	0.55
25:YA:1266:G:O2'	25:YA:2012:G:O6	2.16	0.55

Continued on next page...

Continued from previous page...

Atom-1	Atom-2	Interatomic distance (Å)	Clash overlap (Å)
3:XC:9:GLY:HA2	3:XC:12:LEU:HD23	1.88	0.55
12:QL:89:ARG:HB3	12:QL:97:ARG:HA	1.88	0.55
52:R6:36:LEU:HB2	52:R6:50:ARG:HA	1.89	0.55
1:XA:1175:G:H2'	1:XA:1176:A:C8	2.41	0.55
35:RP:121:LYS:HD3	35:RP:122:PRO:HD2	1.88	0.55
25:RA:2404:C:H1'	35:RP:67:MET:HE1	1.88	0.55
23:QW:12:U:H3	23:QW:23:A:N6	2.02	0.55
50:R4:24:THR:OG1	50:R4:25:TYR:N	2.38	0.55
32:RI:92:VAL:HG13	32:RI:120:ILE:HG23	1.88	0.55
29:RF:110:LEU:HD11	29:RF:181:LEU:HD12	1.88	0.55
2:XB:158:LEU:HD13	2:XB:182:ILE:HD11	1.89	0.55
4:QD:187:ARG:NH2	4:QD:193:ASP:OD2	2.38	0.55
39:YT:29:ARG:HB2	39:YT:46:GLU:HG3	1.88	0.55
1:XA:486:U:H2'	1:XA:487:A:H8	1.70	0.55
19:QS:64:GLU:HG3	50:R4:55:ARG:NH1	2.21	0.55
1:QA:411:A:H62	1:QA:413:G:H21	1.53	0.55
1:XA:664:G:N2	1:XA:741:G:H1	2.03	0.55
28:RE:63:LEU:CD1	28:RE:65:GLY:H	2.20	0.55
47:R1:53:VAL:HG11	47:R1:90:ILE:HD11	1.88	0.55
2:QB:5:ILE:HD12	2:QB:224:GLN:HG2	1.88	0.55
36:YQ:20:ALA:HB3	45:YZ:79:ARG:NH2	2.21	0.55
39:YT:39:ARG:HG2	39:YT:40:THR:H	1.72	0.55
15:XO:18:PHE:CE1	15:XO:21:ASP:HB2	2.41	0.55
10:XJ:34:VAL:HG22	10:XJ:74:ILE:HG22	1.89	0.55
2:QB:71:VAL:HG12	2:QB:93:VAL:HB	1.88	0.55
25:RA:1417:C:H2'	25:RA:1418:G:O4'	2.05	0.55
10:QJ:16:LEU:HD23	10:QJ:94:VAL:HG13	1.89	0.55
41:YV:38:LEU:H	41:YV:51:VAL:HG13	1.70	0.55
35:YP:52:GLU:HG3	35:YP:57:THR:HG22	1.88	0.55
27:YD:232:PRO:HB3	27:YD:244:ARG:NH1	2.21	0.55
13:QM:80:ARG:CD	50:R4:71:ARG:NH2	2.48	0.55
32:RI:52:ARG:O	32:RI:56:LYS:CA	2.55	0.55
31:YH:121:ILE:HG12	31:YH:140:LYS:HD2	1.89	0.55
25:YA:922:U:H2'	25:YA:923:C:C6	2.42	0.55
54:Y8:50:LEU:HD12	54:Y8:51:ALA:N	2.21	0.55
42:RW:86:LEU:HD22	42:RW:96:ILE:HD11	1.88	0.55
34:RO:78:ARG:HH21	39:RT:103:ARG:NH2	2.03	0.55
32:RI:21:VAL:HG21	32:RI:25:TYR:HD2	1.71	0.55
1:QA:1118:C:H1'	1:QA:1179:A:C4	2.41	0.55
29:YF:101:LEU:O	29:YF:106:ARG:NH1	2.40	0.55
10:QJ:78:ASN:O	10:QJ:81:THR:OG1	2.24	0.55

Continued on next page...

Continued from previous page...

Atom-1	Atom-2	Interatomic distance (Å)	Clash overlap (Å)
41:RV:7:THR:HG23	41:RV:22:VAL:HG11	1.88	0.55
4:XD:31:CYS:SG	4:XD:31:CYS:O	2.65	0.55
1:XA:1226:C:O2'	13:XM:103:THR:O	2.23	0.55
4:QD:195:ALA:HB3	6:XF:20:ALA:HB2	1.87	0.55
51:R5:4:HIS:HB3	51:R5:5:PRO:CD	2.32	0.55
29:RF:101:LEU:O	29:RF:106:ARG:NH1	2.40	0.55
44:RY:95:LYS:CB	44:RY:100:ALA:HA	2.36	0.55
44:RY:81:LYS:HB2	44:RY:96:ILE:HG22	1.89	0.55
5:XE:37:ARG:HA	5:XE:114:GLY:N	2.21	0.55
20:XT:49:ALA:HB1	20:XT:99:LEU:HB2	1.89	0.55
32:RI:94:ALA:H	32:RI:116:LEU:HD13	1.71	0.55
1:QA:437:U:H2'	1:QA:438:G:O4'	2.06	0.55
25:RA:181:A:H1'	25:RA:435:C:H5'	1.88	0.55
25:YA:1416:G:H2'	25:YA:1417:C:C6	2.42	0.55
25:YA:2096:U:H3	25:YA:2193:G:H1	1.54	0.55
25:RA:2015:A:H1'	51:R5:2:ALA:HA	1.87	0.55
8:QH:86:ILE:HG13	8:QH:133:LEU:HD22	1.89	0.55
25:YA:2688:U:H5	25:YA:2720:U:OP2	1.89	0.55
28:YE:14:ILE:CG2	28:YE:21:VAL:HG21	2.34	0.55
4:QD:30:LYS:O	4:QD:30:LYS:HG2	2.07	0.55
25:RA:1141:U:H1'	25:RA:1142(A):A:C6	2.42	0.55
44:RY:96:ILE:HG12	44:RY:101:LYS:HB2	1.88	0.55
25:RA:1045:A:N9	25:RA:1111:A:N6	2.55	0.55
27:RD:35:LYS:NZ	27:RD:104:TYR:HB2	2.21	0.55
2:XB:82:ARG:NH1	2:XB:86:GLU:OE2	2.40	0.55
39:YT:3:ARG:HG3	39:YT:7:ILE:HG12	1.88	0.55
25:RA:535:C:O3'	40:RU:53:ARG:NH1	2.39	0.55
32:YI:129:THR:HA	32:YI:137:PRO:HA	1.88	0.55
50:R4:16:CYS:SG	50:R4:36:CYS:N	2.79	0.55
28:YE:63:LEU:HD12	28:YE:64:LYS:N	2.22	0.55
26:YB:13:A:N1	26:YB:69:G:O2'	2.28	0.55
25:YA:273(C):C:H42	25:YA:363(C):G:H1	1.52	0.55
25:YA:1826:G:OP1	27:YD:224:ALA:N	2.39	0.55
9:QI:77:ILE:O	9:QI:81:ILE:HG12	2.06	0.55
29:YF:68:LYS:O	29:YF:69:HIS:HB2	2.07	0.55
3:QC:79:ARG:HD2	11:XK:99:GLN:CD	2.27	0.55
25:RA:2805:G:H2'	25:RA:2807:G:C8	2.41	0.55
1:XA:1128:C:C2	1:XA:1144:G:N2	2.74	0.55
25:YA:574:C:N3	28:YE:145:LYS:NZ	2.50	0.55
1:XA:1414:U:H2'	1:XA:1415:G:C8	2.42	0.55
25:RA:1316:U:H2'	25:RA:1317:A:H8	1.71	0.55

Continued on next page...

Continued from previous page...

Atom-1	Atom-2	Interatomic distance (Å)	Clash overlap (Å)
1:QA:1047:G:H1	1:QA:1210:C:H42	1.55	0.55
1:XA:362:G:N2	1:XA:365:U:OP2	2.39	0.55
40:RU:52:ARG:HA	40:RU:55:ARG:HG3	1.87	0.55
25:YA:2438:U:O3'	25:YA:2439:A:H3'	2.07	0.55
31:YH:157:TYR:HA	31:YH:171:LEU:O	2.06	0.55
52:Y6:28:ARG:HB3	52:Y6:30:THR:H	1.71	0.55
44:RY:37:VAL:HG21	44:RY:72:VAL:HG21	1.88	0.55
25:YA:2757:A:OP1	55:Y9:19:ARG:HA	2.06	0.55
31:YH:41:MET:HE1	31:YH:64:LEU:HB3	1.87	0.55
25:YA:458:G:O2'	25:YA:469:G:O6	2.19	0.55
13:QM:7:VAL:HB	30:RG:115:ARG:HH12	1.71	0.55
1:XA:1226:C:O2'	13:XM:111:LYS:NZ	2.40	0.55
9:XI:16:ARG:HB2	9:XI:64:THR:HB	1.89	0.55
19:QS:42:PRO:CD	50:R4:63:TYR:CE1	2.89	0.55
25:RA:807:U:H2'	25:RA:808:G:C8	2.41	0.55
36:RQ:30:GLY:CA	36:RQ:107:ALA:HB2	2.37	0.55
46:Y0:27:GLU:HB2	46:Y0:69:PHE:HD1	1.72	0.55
25:YA:1062:G:H2'	25:YA:1063:G:C8	2.42	0.55
41:YV:61:VAL:HG23	41:YV:63:GLY:H	1.71	0.55
8:XH:86:ILE:HG22	8:XH:93:VAL:HG21	1.89	0.55
1:XA:410:G:H4'	1:XA:411:A:OP1	2.07	0.55
5:XE:50:GLU:HB3	5:XE:53:LEU:HD13	1.88	0.55
1:QA:1159:U:O2'	1:QA:1160:G:N7	2.39	0.55
25:YA:1178:C:H2'	25:YA:1179:C:C6	2.41	0.55
25:YA:1359:A:H61	25:YA:1372:U:H3	1.39	0.55
42:YW:14:PRO:O	42:YW:17:VAL:N	2.40	0.55
39:YT:26:ASP:O	39:YT:49:VAL:HG12	2.07	0.55
23:XW:20:U:H2'	23:XW:21:A:H4'	1.88	0.55
31:RH:109:PHE:HZ	31:RH:152:ARG:HG2	1.72	0.55
32:YI:3:VAL:HG12	32:YI:38:LEU:HA	1.87	0.55
1:QA:1162:C:H2'	1:QA:1163:C:O4'	2.07	0.55
1:QA:1405:G:OP2	58:QA:1667:PAR:O34	2.25	0.55
41:YV:34:GLU:O	41:YV:36:PRO:HD3	2.06	0.55
11:XK:34:ASP:OD1	11:XK:38:ASN:N	2.39	0.55
1:QA:115:G:H4'	1:QA:116:A:O5'	2.07	0.55
35:YP:71:VAL:HG13	35:YP:72:PRO:HD3	1.88	0.55
29:RF:24:LEU:HG	29:RF:115:ALA:CB	2.37	0.55
25:RA:1689:A:H2'	25:RA:1690:A:H8	1.72	0.55
10:QJ:8:LEU:HB3	10:QJ:16:LEU:HD21	1.87	0.55
31:RH:124:GLU:HB3	31:RH:132:ARG:HG3	1.89	0.55
39:RT:1:MET:O	39:RT:3:ARG:N	2.40	0.55

Continued on next page...

Continued from previous page...

Atom-1	Atom-2	Interatomic distance (Å)	Clash overlap (Å)
14:QN:48:ALA:HB2	14:QN:53:LEU:HD12	1.89	0.55
12:XL:70:ILE:HG12	12:XL:100:ILE:HD12	1.88	0.55
39:YT:62:THR:HG22	39:YT:75:ILE:HG12	1.89	0.55
1:QA:976:G:OP2	1:QA:1358:U:O2'	2.25	0.55
8:XH:54:ASP:OD1	8:XH:54:ASP:N	2.39	0.55
29:YF:116:ASP:OD2	35:YP:1:MET:N	2.26	0.55
54:Y8:60:LEU:HB3	54:Y8:63:PRO:HG2	1.89	0.55
25:RA:1359:A:N6	25:RA:1372:U:C4	2.75	0.54
25:RA:1021:A:N6	25:RA:1142(A):A:H61	2.02	0.54
45:YZ:48:PHE:CE1	45:YZ:52:SER:HA	2.42	0.54
14:QN:24:CYS:HB3	14:QN:28:GLY:H	1.71	0.54
10:XJ:33:GLN:HB2	10:XJ:75:ILE:HD11	1.88	0.54
10:QJ:13:HIS:CE1	10:QJ:14:LYS:HE3	2.42	0.54
25:RA:2335:A:O2'	25:RA:2336:A:H2'	2.07	0.54
36:RQ:31:ASP:O	36:RQ:134:ARG:HB2	2.07	0.54
48:R2:42:GLY:O	48:R2:44:LEU:N	2.35	0.54
29:RF:184:TYR:CE2	29:RF:188:ARG:HD2	2.42	0.54
5:QE:78:HIS:CE1	5:QE:142:LEU:HD23	2.42	0.54
4:XD:92:VAL:O	4:XD:96:LEU:HD22	2.07	0.54
5:XE:100:VAL:HG22	5:XE:118:ILE:HG22	1.89	0.54
23:XW:16:U:H3'	23:XW:17:C:H5'	1.89	0.54
1:XA:963:G:N2	1:XA:972:C:C2	2.70	0.54
26:RB:38:C:N3	26:RB:44:G:N2	2.42	0.54
33:YN:42:TRP:O	40:YU:64:ARG:NH2	2.41	0.54
5:QE:7:GLU:N	5:QE:35:GLY:O	2.36	0.54
25:YA:1187:G:H5''	41:YV:81:TYR:CE1	2.43	0.54
1:QA:1321:C:H3'	1:QA:1322:C:H5''	1.88	0.54
43:RX:25:LYS:HD3	43:RX:80:ILE:HD11	1.89	0.54
54:R8:29:LYS:HD3	54:R8:44:LYS:HB2	1.88	0.54
45:YZ:5:LEU:HD21	45:YZ:44:PHE:HA	1.89	0.54
33:RN:30:ILE:HG22	33:RN:34:LEU:HD22	1.88	0.54
25:YA:898:C:H2'	25:YA:899:A:H5'	1.88	0.54
25:RA:622:G:OP2	35:RP:108:LYS:NZ	2.29	0.54
25:YA:764:A:N3	27:YD:213:ARG:NH1	2.55	0.54
25:RA:1085:A:O2'	25:RA:1086:A:OP1	2.24	0.54
25:YA:34:C:H41	25:YA:447:A:H61	1.55	0.54
25:YA:270(R):G:H2'	25:YA:270(S):G:H8	1.73	0.54
25:YA:2346:A:H8	54:Y8:35:GLN:NE2	2.05	0.54
27:YD:12:SER:O	27:YD:16:MET:HB2	2.08	0.54
51:R5:55:ARG:HH11	51:R5:57:VAL:CA	2.20	0.54
25:YA:587:C:H4'	25:YA:588:U:O5'	2.07	0.54

Continued on next page...

Continued from previous page...

Atom-1	Atom-2	Interatomic distance (Å)	Clash overlap (Å)
12:XL:115:LYS:O	12:XL:117:ARG:N	2.35	0.54
37:YR:56:LYS:NZ	37:YR:87:TYR:O	2.40	0.54
3:XC:150:LYS:HE2	3:XC:152:ILE:HD11	1.88	0.54
22:QV:21:A:H61	22:QV:46:G:H2'	1.73	0.54
25:RA:686:G:H21	25:RA:788:A:H61	1.54	0.54
33:RN:40:PRO:HB3	40:RU:68:ALA:HB2	1.89	0.54
9:QL:26:VAL:HG22	9:QL:61:ALA:HB3	1.89	0.54
1:XA:1151:A:H2'	1:XA:1152:A:C8	2.43	0.54
36:RQ:54:MET:HG3	36:RQ:117:ALA:HB1	1.89	0.54
13:XM:22:ILE:HD12	13:XM:25:ILE:HD12	1.89	0.54
37:YR:55:ALA:HB2	37:YR:79:LEU:HD13	1.89	0.54
28:RE:35:GLN:HE21	28:RE:37:ARG:CZ	2.21	0.54
1:XA:973:G:H3'	1:XA:974:A:H5''	1.88	0.54
35:YP:64:LYS:O	35:YP:66:GLY:N	2.41	0.54
25:RA:307:G:H21	25:RA:330:A:H62	1.55	0.54
27:RD:35:LYS:HZ1	27:RD:104:TYR:HB2	1.71	0.54
51:Y5:55:ARG:HG3	51:Y5:57:VAL:H	1.73	0.54
25:YA:27:G:N2	25:YA:513:A:OP2	2.40	0.54
1:XA:910:C:P	12:XL:97:ARG:HH22	2.31	0.54
32:RI:113:ARG:HG3	32:RI:131:LYS:NZ	2.23	0.54
45:RZ:146:ILE:HA	45:RZ:174:VAL:HB	1.90	0.54
4:QD:149:ALA:HB3	4:QD:152:SER:HB2	1.89	0.54
18:XR:31:LEU:H	18:XR:31:LEU:HD23	1.73	0.54
25:RA:442:G:H1'	29:RF:48:THR:HG21	1.89	0.54
25:YA:900:A:H3'	25:YA:901:A:H8	1.73	0.54
25:YA:2349:G:OP2	54:Y8:42:ARG:HD3	2.08	0.54
36:YQ:109:VAL:HG13	36:YQ:113:GLN:HB3	1.89	0.54
1:XA:1095:U:P	1:XA:1108:G:H1	2.30	0.54
32:RI:93:THR:O	32:RI:97:ILE:HG12	2.06	0.54
25:YA:1798:U:H5'	27:YD:259:THR:HG22	1.90	0.54
1:QA:1126:U:H1'	1:QA:1280:A:N7	2.23	0.54
10:XJ:9:ARG:HB2	10:XJ:95:GLU:HB3	1.88	0.54
30:RG:16:ARG:NH2	30:RG:28:VAL:O	2.41	0.54
48:Y2:35:LEU:HD12	48:Y2:53:LEU:HD12	1.89	0.54
5:XE:12:LEU:HD21	5:XE:14:ARG:HD3	1.89	0.54
33:YN:35:ARG:HB2	33:YN:42:TRP:CH2	2.42	0.54
26:YB:43:C:H5'	50:Y4:1:MET:HA	1.89	0.54
47:R1:58:ILE:HD11	47:R1:86:SER:HB2	1.88	0.54
45:RZ:53:ILE:H	45:RZ:71:VAL:HG13	1.72	0.54
3:XC:150:LYS:HB3	3:XC:201:TYR:HB2	1.90	0.54
25:YA:99:U:H4'	25:YA:101:G:H5''	1.89	0.54

Continued on next page...

Continued from previous page...

Atom-1	Atom-2	Interatomic distance (Å)	Clash overlap (Å)
48:R2:50:ILE:HD12	48:R2:51:ARG:H	1.73	0.54
37:RR:103:ARG:NH1	37:RR:108:GLY:O	2.41	0.54
40:RU:112:ARG:NH2	41:RV:47:VAL:HG13	2.23	0.54
7:XG:49:ILE:O	7:XG:53:LYS:HB3	2.07	0.54
25:RA:2292:C:OP1	38:RS:17:ARG:NH2	2.40	0.54
43:RX:83:VAL:CG1	43:RX:87:GLN:HB2	2.38	0.54
25:RA:642:G:H21	25:RA:646:A:H2	1.55	0.54
25:YA:2573:C:OP1	25:YA:2574:G:OP1	2.25	0.54
46:Y0:20:ARG:O	46:Y0:24:LYS:NZ	2.39	0.54
9:QL:121:ARG:NH1	9:QL:122:ALA:O	2.40	0.54
1:QA:983:A:N1	1:QA:1222:G:N2	2.56	0.54
25:YA:2061:G:OP1	29:YF:68:LYS:NZ	2.41	0.54
26:RB:44:G:H1'	26:RB:47:C:H42	1.71	0.54
25:RA:1453:A:N6	25:RA:2702:U:H1'	2.23	0.54
50:Y4:55:ARG:HG3	50:Y4:59:PHE:HD2	1.72	0.54
25:RA:2068:U:N3	25:RA:2430:A:H2	2.04	0.54
35:RP:38:GLN:HG2	35:RP:45:LEU:CD1	2.36	0.54
25:YA:444:C:H4'	29:YF:49:ALA:HB2	1.89	0.54
39:RT:111:ARG:O	39:RT:112:ARG:HG3	2.08	0.54
26:RB:52:A:N6	38:RS:33:LYS:HG3	2.23	0.54
1:XA:299:G:H2'	1:XA:300:A:C8	2.43	0.54
25:RA:78:A:H2'	25:RA:79:G:H8	1.73	0.54
7:XG:20:ASP:HB3	7:XG:23:VAL:HG23	1.89	0.54
40:YU:76:TYR:CZ	40:YU:80:ILE:HG13	2.43	0.54
25:RA:1359:A:C6	25:RA:1372:U:C4	2.96	0.54
1:QA:1499:A:OP1	1:QA:1505:G:OP2	2.26	0.54
35:RP:14:LYS:O	35:RP:16:ARG:HG2	2.08	0.54
13:XM:3:ARG:HA	13:XM:9:ILE:CG2	2.37	0.54
30:YG:15:VAL:HG21	30:YG:176:LEU:HD23	1.90	0.54
25:YA:1790:C:H2'	25:YA:1791:A:C5	2.42	0.54
1:QA:1453:G:H8	20:QT:39:LYS:HZ1	1.55	0.54
31:YH:12:PRO:CD	31:YH:48:GLY:O	2.55	0.54
45:YZ:149:SER:HB2	45:YZ:172:ALA:O	2.07	0.54
23:XW:49:C:N3	23:XW:65:G:N2	2.55	0.54
1:QA:1305:G:N2	1:QA:1331:G:H2'	2.22	0.54
3:XC:15:THR:HG23	3:XC:181:ASN:HD22	1.73	0.54
23:QW:68:C:H2'	23:QW:69:G:H8	1.71	0.54
1:QA:1436:U:H2'	1:QA:1437:C:O4'	2.07	0.54
25:RA:2543:G:H21	25:RA:2646:C:H5''	1.73	0.54
16:XP:43:LYS:HG2	16:XP:48:TRP:CE3	2.42	0.54
25:RA:2469:A:H5''	25:RA:2470:G:C8	2.43	0.54

Continued on next page...

Continued from previous page...

Atom-1	Atom-2	Interatomic distance (Å)	Clash overlap (Å)
28:YE:111:ARG:HD2	28:YE:160:TYR:CD2	2.42	0.54
13:QM:22:ILE:HB	13:QM:25:ILE:HD12	1.89	0.54
45:RZ:82:ARG:HG3	45:RZ:83:PRO:HD2	1.90	0.54
13:QM:80:ARG:HB2	50:R4:71:ARG:HH22	1.72	0.54
1:QA:412:A:H4'	1:QA:413:G:O5'	2.08	0.54
28:RE:111:ARG:HG3	28:RE:160:TYR:CD2	2.43	0.54
25:RA:2786:U:O2'	28:RE:62:PRO:O	2.23	0.54
19:QS:10:PHE:HE1	19:QS:16:LEU:HD22	1.73	0.54
45:YZ:82:ARG:HG3	45:YZ:83:PRO:HD2	1.90	0.54
25:RA:288:C:H2'	25:RA:289:A:C8	2.42	0.54
37:RR:45:ARG:HA	37:RR:95:THR:HG21	1.90	0.54
32:YI:79:ILE:N	32:YI:141:LYS:O	2.40	0.54
32:RI:33:ARG:HB3	32:RI:35:LEU:HD23	1.90	0.54
25:RA:947:G:H2'	25:RA:948:G:C8	2.42	0.54
17:XQ:4:LYS:HE3	17:XQ:6:LEU:HD21	1.90	0.54
2:QB:235:SER:O	2:QB:237:ALA:N	2.41	0.54
25:RA:2441:C:OP2	25:RA:2586:C:O2'	2.25	0.54
25:RA:2725:A:O2'	25:RA:2726:U:H5''	2.08	0.54
25:RA:1268:A:H2'	25:RA:1269:A:O4'	2.07	0.54
25:RA:574:C:N3	28:RE:145:LYS:NZ	2.55	0.54
25:YA:528:A:C2	25:YA:2042:A:H2'	2.42	0.54
27:YD:70:TRP:CH2	27:YD:150:LYS:HA	2.43	0.54
39:RT:37:GLY:O	39:RT:39:ARG:N	2.34	0.54
2:QB:204:ASN:HD22	2:QB:206:ASP:H	1.56	0.54
19:QS:64:GLU:CG	50:R4:55:ARG:HH12	2.21	0.53
50:R4:56:VAL:HA	50:R4:60:GLN:HB2	1.89	0.53
27:RD:44:ASN:HD22	27:RD:44:ASN:N	2.06	0.53
25:YA:2015:A:H1'	51:Y5:2:ALA:CA	2.37	0.53
27:YD:43:ARG:CB	27:YD:54:ARG:HB2	2.38	0.53
1:XA:255:G:O6	1:XA:266:G:O6	2.26	0.53
25:YA:2849:U:P	39:YT:95:ARG:HH12	2.31	0.53
25:RA:1754:C:H5''	39:RT:113:LYS:HE3	1.90	0.53
10:XJ:32:ALA:H	10:XJ:78:ASN:HD21	1.56	0.53
28:YE:78:LEU:HG	28:YE:79:ARG:NE	2.23	0.53
1:XA:407:G:H2'	1:XA:408:A:H8	1.74	0.53
25:RA:551:G:H5'	25:RA:1220:A:H1'	1.89	0.53
3:QC:84:ILE:HD11	3:QC:88:ARG:HH21	1.73	0.53
25:YA:2680:C:H5'	28:YE:189:PRO:HA	1.90	0.53
45:RZ:76:LEU:HD23	45:RZ:76:LEU:H	1.73	0.53
1:XA:1376:U:H2'	1:XA:1377:A:C8	2.43	0.53
28:RE:21:VAL:CG2	28:RE:22:PRO:CB	2.58	0.53

Continued on next page...

Continued from previous page...

Atom-1	Atom-2	Interatomic distance (Å)	Clash overlap (Å)
19:XS:64:GLU:CG	50:Y4:55:ARG:HH12	2.21	0.53
25:RA:882:G:H1	25:RA:894:C:N4	2.02	0.53
1:QA:1318:A:H4'	19:QS:11:VAL:HG11	1.89	0.53
1:QA:1175:G:H2'	1:QA:1176:A:H8	1.74	0.53
11:XK:84:VAL:HG11	11:XK:95:ILE:HD11	1.90	0.53
2:XB:82:ARG:HA	2:XB:92:TYR:CE2	2.43	0.53
3:XC:14:ILE:O	3:XC:16:ARG:N	2.35	0.53
25:RA:2126:A:N6	25:RA:2163:C:O2'	2.42	0.53
12:QL:55:VAL:HG12	12:QL:69:TYR:HA	1.90	0.53
2:QB:84:GLU:HB3	2:QB:219:VAL:HG21	1.89	0.53
45:RZ:152:ALA:O	45:RZ:154:ASP:N	2.40	0.53
32:YI:62:LYS:HE3	32:YI:134:PRO:HG2	1.90	0.53
1:XA:1327:C:OP2	21:XU:12:LYS:NZ	2.36	0.53
25:RA:974(A):C:H4'	25:RA:975:G:O5'	2.08	0.53
33:YN:6:PRO:HG3	33:YN:41:ASP:HB2	1.89	0.53
10:QJ:80:LYS:HG2	1:XA:1162:C:O2'	2.08	0.53
25:RA:519:U:H2'	25:RA:520:G:H8	1.73	0.53
23:XW:76:A:N6	25:YA:2422:A:O4'	2.41	0.53
25:YA:1341:U:OP2	25:YA:1394:U:O2'	2.19	0.53
48:Y2:15:LYS:H	48:Y2:67:LYS:HE2	1.73	0.53
35:RP:61:ARG:HD2	54:R8:13:ARG:HD2	1.90	0.53
2:XB:162:ILE:O	2:XB:185:ILE:HG12	2.08	0.53
35:YP:62:LEU:HB2	54:Y8:30:ARG:HH11	1.71	0.53
45:RZ:58:VAL:O	45:RZ:60:GLU:N	2.39	0.53
31:RH:149:ARG:HE	31:RH:154:PRO:HG2	1.72	0.53
29:RF:32:LEU:O	29:RF:36:VAL:HG23	2.09	0.53
35:YP:88:LEU:HD12	35:YP:95:VAL:HG11	1.90	0.53
38:RS:106:ARG:HA	38:RS:110:LEU:HD21	1.90	0.53
1:QA:1004:A:P	1:QA:1025:U:H3	2.30	0.53
41:YV:66:ARG:NH1	41:YV:88:ARG:HD3	2.23	0.53
27:YD:244:ARG:HB2	27:YD:245:PRO:HD2	1.90	0.53
39:RT:33:LYS:HD2	39:RT:82:LEU:HA	1.89	0.53
25:RA:1149:G:H2'	25:RA:1150:C:C6	2.43	0.53
33:YN:30:ILE:HG23	33:YN:52:VAL:HG11	1.91	0.53
1:XA:131:C:O2'	1:XA:262:A:N3	2.35	0.53
10:XJ:4:ILE:HG12	10:XJ:100:THR:HG22	1.89	0.53
25:YA:1641:A:H2'	25:YA:1642:G:O4'	2.08	0.53
25:RA:2844:G:H3'	25:RA:2845:G:H8	1.74	0.53
25:YA:2286:A:H4'	25:YA:2287:A:O4'	2.09	0.53
1:QA:1367:C:H4'	10:QJ:48:THR:HG21	1.90	0.53
9:XI:111:ARG:NE	9:XI:112:LYS:O	2.38	0.53

Continued on next page...

Continued from previous page...

Atom-1	Atom-2	Interatomic distance (Å)	Clash overlap (Å)
39:YT:51:ARG:CG	39:YT:98:LYS:HG3	2.38	0.53
38:YS:58:LEU:O	38:YS:58:LEU:HD23	2.08	0.53
25:RA:1411:C:N4	25:RA:1591:G:H1	2.04	0.53
27:YD:30:GLU:HG3	27:YD:63:ARG:HH21	1.72	0.53
45:RZ:166:SER:H	45:RZ:167:PRO:HA	1.74	0.53
36:RQ:32:TYR:CE1	36:RQ:133:ARG:HG3	2.43	0.53
25:RA:1419:A:H61	25:RA:1494:A:H61	1.55	0.53
22:XV:28:C:H2'	22:XV:29:G:H8	1.72	0.53
19:XS:36:ARG:NH1	19:XS:52:TYR:O	2.42	0.53
39:YT:112:ARG:NE	39:YT:112:ARG:O	2.39	0.53
41:RV:99:ILE:O	41:RV:101:GLY:N	2.41	0.53
25:YA:2304:G:H22	25:YA:2312:U:H3	1.57	0.53
3:QC:35:GLU:HG2	3:QC:59:ARG:NH2	2.23	0.53
51:Y5:40:LYS:NZ	51:Y5:46:CYS:SG	2.81	0.53
51:R5:58:LEU:C	51:R5:60:VAL:N	2.62	0.53
25:RA:49:A:C8	25:RA:120:U:C5	2.97	0.53
36:YQ:12:GLN:HG2	36:YQ:73:PRO:HD2	1.90	0.53
1:QA:1128:C:H4'	9:QI:16:ARG:HH12	1.74	0.53
25:YA:1826:G:H4'	27:YD:242:ARG:CZ	2.39	0.53
2:XB:60:ASP:O	2:XB:64:ARG:HG2	2.09	0.53
4:QD:78:LEU:HD22	4:QD:96:LEU:HB3	1.89	0.53
34:RO:2:ILE:HD13	34:RO:8:LEU:HD11	1.90	0.53
8:QH:51:VAL:HG11	8:QH:60:ARG:HG3	1.90	0.53
25:YA:2114:A:N6	25:YA:2119:A:N7	2.56	0.53
1:QA:957:U:H4'	19:QS:79:THR:HB	1.89	0.53
48:R2:65:ASN:HB3	48:R2:69:ARG:NH2	2.24	0.53
39:YT:105:LEU:O	39:YT:107:ASP:N	2.42	0.53
32:YI:93:THR:HG22	32:YI:119:PRO:HB3	1.91	0.53
25:YA:673:C:OP1	29:YF:54:ARG:NH1	2.37	0.53
27:YD:206:LEU:O	27:YD:211:ARG:HD3	2.09	0.53
45:RZ:5:LEU:HD11	45:RZ:39:VAL:HB	1.91	0.53
55:Y9:27:CYS:SG	55:Y9:28:GLU:N	2.82	0.53
8:XH:121:ASP:HB2	8:XH:125:ARG:NH2	2.24	0.53
33:YN:96:GLU:HG2	33:YN:97:ARG:N	2.23	0.53
33:YN:13:TRP:O	33:YN:135:PRO:HD2	2.08	0.53
39:YT:16:ARG:HE	39:YT:19:LEU:HD21	1.73	0.53
20:XT:47:GLY:O	20:XT:49:ALA:N	2.41	0.53
20:XT:95:ALA:O	20:XT:97:ALA:N	2.42	0.53
25:RA:1798:U:C5'	27:RD:259:THR:HG22	2.38	0.53
25:YA:28:A:N6	25:YA:512:G:H1'	2.23	0.53
40:YU:102:GLU:OE1	41:YV:13:ARG:NH2	2.41	0.53

Continued on next page...

Continued from previous page...

Atom-1	Atom-2	Interatomic distance (Å)	Clash overlap (Å)
35:YP:92:GLU:HA	35:YP:123:LEU:HD23	1.89	0.53
25:YA:862:G:H2'	25:YA:863:A:O4'	2.08	0.53
25:RA:1799:G:H4'	25:RA:1800:C:O5'	2.08	0.53
1:XA:17:U:H2'	1:XA:18:C:C6	2.44	0.53
9:QI:71:SER:HA	9:QI:74:ILE:HD12	1.90	0.53
1:QA:51:A:N7	1:QA:114:U:O2'	2.40	0.53
1:QA:1014:A:H4'	19:QS:14:HIS:CD2	2.44	0.53
1:QA:673:G:H2'	1:QA:674:G:C8	2.43	0.53
1:QA:411:A:C5	1:QA:413:G:H1'	2.44	0.53
4:QD:194:LEU:HD12	4:QD:195:ALA:H	1.73	0.53
28:RE:203:LYS:HE3	28:RE:204:ALA:HB2	1.90	0.53
44:RY:98:VAL:HG13	44:RY:99:CYS:SG	2.48	0.53
1:QA:1263:C:N4	1:QA:1272:G:H1	2.07	0.53
25:YA:1790:C:H5''	25:YA:1791:A:OP1	2.08	0.53
32:RI:88:ILE:O	32:RI:121:LYS:NZ	2.40	0.53
25:RA:1861:G:H1	25:RA:1881:C:H42	1.54	0.53
1:QA:1310:G:OP1	13:QM:77:ASN:ND2	2.42	0.53
25:YA:2496:C:P	36:YQ:81:VAL:HG12	2.48	0.53
6:QF:10:LEU:HD13	6:QF:61:LEU:HD13	1.90	0.53
25:YA:918:A:N3	26:YB:80:U:O2'	2.38	0.53
35:RP:113:LYS:HG2	35:RP:115:LEU:HD23	1.90	0.53
29:RF:135:LYS:HB3	29:RF:138:GLU:HG3	1.90	0.53
48:R2:10:LEU:O	48:R2:13:ALA:N	2.40	0.53
25:RA:2505:G:P	56:Z7:1:T17:H47	2.49	0.53
25:RA:1358:G:N1	25:RA:1372:U:OP2	2.25	0.53
27:YD:85:ASP:OD2	27:YD:88:ARG:HD2	2.08	0.53
1:QA:259:G:H1	1:QA:267:C:N4	2.07	0.53
29:RF:157:VAL:HB	29:RF:194:MET:HB3	1.91	0.53
30:YG:179:PRO:HG3	50:Y4:38:LYS:NZ	2.24	0.53
25:YA:27:G:N2	25:YA:512:G:H2'	2.24	0.53
38:YS:10:ARG:O	38:YS:12:PHE:N	2.42	0.53
1:XA:486:U:H2'	1:XA:487:A:C8	2.44	0.53
6:XF:97:PHE:CD1	18:XR:31:LEU:HD21	2.43	0.53
12:XL:7:ILE:HD13	12:XL:10:LEU:HD12	1.90	0.53
25:YA:2154:G:H2'	25:YA:2155:G:H8	1.73	0.53
15:QO:6:GLU:OE2	15:QO:6:GLU:N	2.35	0.53
25:RA:1050:A:H2'	25:RA:1051:G:O4'	2.09	0.53
27:RD:206:LEU:O	27:RD:211:ARG:NH1	2.38	0.53
1:QA:1095:U:P	1:QA:1108:G:H1	2.31	0.53
25:YA:2392:A:C8	35:YP:60:MET:HG2	2.44	0.53
28:RE:1:MET:N	28:RE:83:ASP:O	2.41	0.53

Continued on next page...

Continued from previous page...

Atom-1	Atom-2	Interatomic distance (Å)	Clash overlap (Å)
52:Y6:26:ASN:ND2	52:Y6:35:GLU:OE2	2.42	0.53
28:RE:21:VAL:CB	28:RE:22:PRO:CA	2.87	0.53
18:XR:25:THR:HB	18:XR:26:LEU:HD23	1.91	0.53
31:YH:149:ARG:NH1	31:YH:167:GLU:OE1	2.42	0.53
25:YA:996:A:OP2	40:YU:92:ARG:NH2	2.42	0.53
1:XA:1314:C:OP2	19:XS:4:SER:OG	2.26	0.53
1:QA:1105:A:H2'	1:QA:1106:G:H8	1.74	0.53
1:XA:410:G:H2'	1:XA:429:U:C5	2.45	0.53
1:XA:1218:C:H2'	1:XA:1219:U:C6	2.44	0.53
25:RA:2482:G:O6	36:RQ:124:LYS:NZ	2.42	0.53
42:RW:110:LYS:HG3	42:RW:111:HIS:ND1	2.23	0.53
25:RA:1165:U:H2'	25:RA:1166:C:C6	2.44	0.53
47:R1:80:LEU:HD23	47:R1:80:LEU:H	1.74	0.53
19:XS:31:ILE:HG23	19:XS:49:ILE:HA	1.91	0.53
1:XA:390:C:H2'	1:XA:391:G:C8	2.43	0.53
1:QA:346:G:H1'	1:QA:347:G:H5'	1.90	0.52
1:QA:1189:C:OP1	10:QJ:51:ARG:NH2	2.41	0.52
23:XW:50:U:H3	23:XW:64:A:H2	1.54	0.52
13:QM:66:LEU:HA	13:QM:70:LEU:HB2	1.91	0.52
25:YA:2062:A:H1'	56:Z8:7:LYS:HB2	1.91	0.52
32:RI:144:VAL:HG22	32:RI:145:VAL:H	1.73	0.52
25:YA:1209:G:H21	25:YA:1210:A:H62	1.56	0.52
31:RH:10:PRO:HD2	31:RH:50:VAL:HG13	1.89	0.52
25:YA:605:C:O2	25:YA:657:U:O2'	2.27	0.52
2:XB:44:LEU:HD12	2:XB:44:LEU:H	1.74	0.52
25:YA:287:C:H2'	25:YA:288:C:C6	2.43	0.52
25:YA:1359:A:N6	25:YA:1373:A:C5	2.77	0.52
1:QA:1316:G:H5''	14:QN:17:LYS:HE3	1.91	0.52
25:RA:2503:A:O2'	25:RA:2505:G:OP2	2.24	0.52
19:QS:44:MET:O	19:QS:46:GLY:N	2.40	0.52
6:XF:97:PHE:O	18:XR:30:ASP:OD1	2.27	0.52
29:RF:134:GLY:HA3	29:RF:165:ARG:NH1	2.25	0.52
4:QD:98:GLU:OE2	4:QD:107:ARG:NE	2.43	0.52
7:XG:15:ASP:HB3	7:XG:19:GLY:H	1.74	0.52
25:RA:2815:C:H5'	51:R5:29:THR:HG21	1.91	0.52
27:YD:132:PRO:HD3	27:YD:190:TYR:CZ	2.44	0.52
25:RA:347:A:H2'	25:RA:348:G:H8	1.73	0.52
31:RH:46:GLU:OE2	31:RH:51:ARG:NH1	2.42	0.52
25:RA:2022:U:OP2	51:R5:15:ARG:NH2	2.42	0.52
44:YY:35:TYR:CE2	44:YY:69:ALA:HB3	2.44	0.52
30:RG:82:LEU:HA	30:RG:86:MET:SD	2.48	0.52

Continued on next page...

Continued from previous page...

Atom-1	Atom-2	Interatomic distance (Å)	Clash overlap (Å)
30:YG:96:ARG:O	30:YG:98:ARG:N	2.42	0.52
3:XC:40:ARG:O	3:XC:44:GLU:HB2	2.09	0.52
7:QG:153:HIS:HE1	11:QK:57:THR:HG23	1.75	0.52
52:Y6:40:CYS:HB2	52:Y6:45:LYS:HD3	1.90	0.52
26:RB:52:A:H62	38:RS:33:LYS:HG3	1.73	0.52
1:XA:67:C:H2'	1:XA:68:G:H8	1.75	0.52
25:RA:443:A:H3'	29:RF:45:ARG:NH1	2.23	0.52
26:YB:104:A:H5'	45:YZ:72:ARG:HD3	1.90	0.52
1:QA:1422:G:H5''	34:RO:48:PRO:HB3	1.90	0.52
1:XA:1191:A:H5''	3:XC:4:LYS:HZ2	1.74	0.52
33:YN:110:GLY:O	33:YN:114:ARG:HG3	2.09	0.52
41:RV:60:GLU:HB2	41:RV:97:LYS:HE3	1.91	0.52
27:RD:133:LEU:HB3	27:RD:173:VAL:HG11	1.91	0.52
25:YA:2683:C:OP1	39:YT:53:ARG:NH2	2.38	0.52
25:RA:2308:G:O6	25:RA:2311:A:N1	2.42	0.52
32:RI:11:ASN:O	32:RI:12:LEU:HB2	2.09	0.52
20:XT:53:LEU:O	20:XT:57:ARG:NH1	2.42	0.52
31:RH:86:GLU:HG3	31:RH:165:ALA:N	2.25	0.52
35:YP:64:LYS:HB2	54:Y8:25:MET:HG3	1.90	0.52
25:YA:1407:C:N4	25:YA:1595:G:H1	2.08	0.52
27:RD:35:LYS:NZ	27:RD:64:ILE:O	2.41	0.52
1:XA:1446:A:H5'	39:YT:122:ASP:OD1	2.10	0.52
25:YA:1426:G:OP2	25:YA:1427:A:O2'	2.28	0.52
1:QA:690:G:H22	11:QK:55:LYS:NZ	2.08	0.52
25:YA:551:G:H5'	25:YA:1220:A:H1'	1.91	0.52
3:XC:189:ALA:HB3	3:XC:196:LEU:HB2	1.91	0.52
51:R5:55:ARG:CG	51:R5:55:ARG:HH11	2.22	0.52
36:RQ:81:VAL:HG23	46:R0:7:LEU:HD11	1.91	0.52
32:RI:55:ALA:C	32:RI:58:LEU:HB3	2.30	0.52
50:Y4:54:GLY:O	50:Y4:59:PHE:HB2	2.09	0.52
25:RA:1357:U:H2'	25:RA:1358:G:O4'	2.09	0.52
1:QA:1128:C:H4'	9:QI:16:ARG:HH22	1.73	0.52
38:YS:6:ALA:O	38:YS:10:ARG:HD3	2.09	0.52
54:Y8:11:LYS:NZ	54:Y8:63:PRO:HG3	2.24	0.52
25:RA:2438:U:O3'	25:RA:2439:A:H3'	2.09	0.52
25:RA:1869:G:H5'	25:RA:1870:C:OP2	2.09	0.52
1:QA:103:C:P	20:QT:17:ARG:HH21	2.33	0.52
25:RA:637:A:O5'	35:RP:116:GLY:HA2	2.08	0.52
37:RR:59:ASP:OD2	37:RR:61:HIS:HB3	2.08	0.52
25:YA:828:U:H4'	25:YA:831:G:N1	2.24	0.52
25:RA:1311:G:H21	25:RA:1603:A:N6	2.06	0.52

Continued on next page...

Continued from previous page...

Atom-1	Atom-2	Interatomic distance (Å)	Clash overlap (Å)
13:XM:11:ARG:NH2	30:YG:146:TYR:CD2	2.67	0.52
27:RD:108:PRO:HB3	27:RD:143:HIS:HE1	1.73	0.52
25:RA:2693:A:H2'	25:RA:2694:G:C8	2.44	0.52
25:RA:345:A:H2'	25:RA:347:A:H62	1.74	0.52
2:QB:134:GLU:HA	2:QB:137:ARG:HB3	1.92	0.52
48:R2:4:SER:OG	48:R2:5:GLU:OE2	2.16	0.52
29:YF:24:LEU:HD23	29:YF:115:ALA:HA	1.91	0.52
35:YP:20:GLY:HA2	35:YP:27:HIS:O	2.10	0.52
52:Y6:13:CYS:O	52:Y6:21:TYR:HA	2.09	0.52
51:Y5:40:LYS:NZ	51:Y5:46:CYS:HB2	2.24	0.52
25:RA:631:A:OP1	35:RP:64:LYS:HE2	2.10	0.52
25:YA:958:U:OP2	36:YQ:14:ARG:NH1	2.42	0.52
25:YA:2022:U:O2'	25:YA:2617:C:H5'	2.08	0.52
10:XJ:78:ASN:O	10:XJ:81:THR:OG1	2.25	0.52
8:QH:77:GLU:HG2	8:QH:78:GLN:H	1.74	0.52
1:QA:1126:U:H5	1:QA:1127:G:C4	2.27	0.52
1:XA:407:G:H2'	1:XA:408:A:C8	2.45	0.52
27:RD:206:LEU:HD22	27:RD:211:ARG:HG2	1.92	0.52
25:RA:2232:U:P	47:R1:40:ARG:HH12	2.33	0.52
49:Y3:40:THR:HB	49:Y3:43:ILE:HG12	1.92	0.52
25:RA:608:A:OP1	29:RF:100:THR:OG1	2.27	0.52
29:YF:63:LYS:HE2	29:YF:67:GLN:HB2	1.91	0.52
25:RA:1980:G:H4'	25:RA:1981:A:OP2	2.09	0.52
30:YG:88:ILE:O	30:YG:88:ILE:HD13	2.09	0.52
1:QA:662:G:H2'	1:QA:663:A:C8	2.45	0.52
2:XB:35:GLU:O	2:XB:36:ARG:HD3	2.10	0.52
19:QS:42:PRO:HD3	50:R4:63:TYR:CE1	2.44	0.52
23:QW:33:U:H2'	23:QW:35:A:OP2	2.09	0.52
22:XV:29:G:H1	22:XV:41:C:H42	1.57	0.52
25:RA:2146:C:H4'	25:RA:2147:G:C8	2.44	0.52
29:RF:150:GLY:HA2	29:RF:172:TRP:CE3	2.44	0.52
14:XN:43:CYS:HA	14:XN:46:GLU:HG3	1.92	0.52
25:YA:1316:U:H2'	25:YA:1317:A:C8	2.44	0.52
1:QA:971:G:N2	1:QA:1363:A:OP2	2.28	0.52
16:XP:8:ARG:O	16:XP:9:PHE:HD1	1.93	0.52
25:RA:1244:G:H4'	35:RP:7:ARG:HB2	1.92	0.52
25:RA:38:A:H2'	25:RA:39:C:C6	2.45	0.52
37:RR:33:ARG:HD3	37:RR:113:LEU:HG	1.92	0.52
31:YH:152:ARG:HG3	31:YH:153:LYS:N	2.25	0.52
45:RZ:111:VAL:CG2	45:RZ:112:ARG:H	2.12	0.52
19:QS:9:VAL:HG11	50:R4:66:SER:O	2.09	0.52

Continued on next page...

Continued from previous page...

Atom-1	Atom-2	Interatomic distance (Å)	Clash overlap (Å)
25:RA:1007:C:H5''	33:RN:35:ARG:NH1	2.25	0.52
44:RY:84:ARG:O	44:RY:95:LYS:HD3	2.09	0.52
5:XE:13:ILE:HD11	5:XE:55:VAL:HG22	1.91	0.52
25:RA:1689:A:H2'	25:RA:1690:A:C8	2.44	0.52
47:Y1:83:GLU:HG2	47:Y1:84:GLY:N	2.24	0.52
25:YA:2334:G:H5'	38:YS:9:ARG:HG2	1.91	0.52
1:QA:401:C:O2'	1:QA:621:A:N3	2.39	0.52
47:R1:2:SER:HB2	47:R1:4:VAL:HG12	1.92	0.52
32:RI:133:HIS:HB2	32:RI:134:PRO:HD2	1.92	0.52
25:YA:2815:C:H5'	51:Y5:29:THR:HG21	1.92	0.52
48:Y2:58:ALA:O	48:Y2:62:THR:HG23	2.10	0.52
11:QK:32:ILE:HG13	11:QK:72:ALA:HB2	1.92	0.52
25:RA:25:U:H5'	42:RW:79:GLY:HA2	1.91	0.52
25:RA:1264:G:H3'	25:RA:1265:A:H5''	1.90	0.52
18:QR:32:ARG:HA	18:QR:69:THR:HG21	1.91	0.52
7:XG:78:ARG:HG3	7:XG:79:ARG:N	2.25	0.52
52:Y6:7:ILE:HG13	52:Y6:8:LYS:H	1.75	0.52
1:XA:833:U:H3	1:XA:853:G:H1	1.58	0.52
25:RA:2776:A:H4'	25:RA:2777:G:O5'	2.09	0.52
19:XS:19:VAL:HG11	19:XS:44:MET:HG2	1.91	0.52
25:YA:1533:C:N3	25:YA:1538:G:N2	2.46	0.52
25:YA:49:A:C8	25:YA:120:U:C5	2.98	0.52
35:YP:62:LEU:N	35:YP:62:LEU:CD2	2.72	0.52
44:RY:87:LYS:HA	44:RY:92:ASN:HB3	1.91	0.52
4:XD:108:LEU:HB3	4:XD:110:PHE:CE1	2.45	0.52
1:XA:115:G:H4'	1:XA:116:A:O5'	2.09	0.52
1:XA:1443:G:H5'	1:XA:1446:A:OP2	2.10	0.52
45:RZ:5:LEU:HD21	45:RZ:44:PHE:HA	1.92	0.52
1:XA:335:C:O2'	1:XA:1433:A:N3	2.39	0.52
25:RA:818:G:N1	25:RA:1188:U:OP2	2.28	0.52
2:XB:29:ALA:O	2:XB:32:ILE:HG22	2.10	0.52
42:RW:60:ASN:HD22	42:RW:60:ASN:H	1.56	0.52
25:RA:2046:G:H5'	51:R5:19:ARG:HB2	1.91	0.52
25:YA:1071:G:O6	25:YA:1091:G:O6	2.28	0.52
25:RA:1543:A:C1'	25:RA:1545:A:O4'	2.53	0.51
27:YD:248:SER:HB3	27:YD:252:TRP:CZ2	2.43	0.51
13:XM:14:ARG:N	13:XM:44:ARG:HD3	2.20	0.51
39:YT:88:ILE:HD12	39:YT:90:GLN:N	2.25	0.51
30:YG:77:ILE:HD13	30:YG:82:LEU:HD12	1.92	0.51
25:YA:443:A:H5''	25:YA:444:C:OP1	2.10	0.51
1:QA:1151:A:H2'	1:QA:1152:A:C8	2.45	0.51

Continued on next page...

Continued from previous page...

Atom-1	Atom-2	Interatomic distance (Å)	Clash overlap (Å)
4:XD:13:ARG:HD2	4:XD:38:TYR:O	2.10	0.51
1:QA:359:U:H2'	1:QA:360:A:C8	2.44	0.51
3:XC:47:LEU:HD11	3:XC:76:VAL:HB	1.91	0.51
23:XW:18:G:H1	23:XW:55:U:H1'	1.74	0.51
20:QT:14:LYS:HA	20:QT:17:ARG:HG3	1.91	0.51
25:RA:1942:C:OP2	25:RA:1943:U:O2'	2.24	0.51
41:RV:34:GLU:O	41:RV:36:PRO:HD3	2.10	0.51
26:RB:111:U:H2'	26:RB:112:G:H8	1.75	0.51
25:RA:1598:C:H5'	43:RX:36:LYS:HB2	1.91	0.51
26:RB:74:U:H1'	45:RZ:34:ASN:HD21	1.74	0.51
25:YA:874:G:H5''	45:YZ:175:VAL:HG11	1.92	0.51
1:XA:1256:A:OP2	3:XC:26:LYS:NZ	2.34	0.51
25:RA:177:G:H3'	25:RA:178:G:H8	1.74	0.51
31:YH:88:LEU:H	31:YH:88:LEU:HD22	1.75	0.51
20:XT:26:ASN:HB2	20:XT:71:THR:HG23	1.92	0.51
25:RA:2123:G:H2'	25:RA:2124:G:H8	1.74	0.51
1:QA:49:U:O4	1:QA:365:U:C4	2.63	0.51
2:XB:170:GLU:O	2:XB:174:VAL:HG23	2.11	0.51
27:YD:250:TRP:HE3	27:YD:252:TRP:HE1	1.58	0.51
29:RF:47:GLY:HA3	29:RF:95:ARG:O	2.10	0.51
31:RH:86:GLU:H	31:RH:86:GLU:CD	2.12	0.51
42:YW:40:ASN:O	42:YW:41:LYS:HG2	2.10	0.51
31:YH:26:VAL:HG13	31:YH:27:LYS:H	1.76	0.51
54:Y8:51:ALA:N	54:Y8:53:PRO:HD2	2.24	0.51
25:RA:1899:G:H21	25:RA:1902:C:H41	1.57	0.51
9:XI:70:LYS:O	9:XI:74:ILE:HG13	2.10	0.51
29:RF:150:GLY:HA2	29:RF:172:TRP:CD2	2.45	0.51
12:XL:77:LEU:HD21	12:XL:107:ALA:HA	1.92	0.51
1:XA:188:U:H2'	1:XA:189:U:H5''	1.92	0.51
25:YA:771:G:OP1	53:Y7:14:LYS:HE3	2.10	0.51
23:QW:49:C:H42	23:QW:65:G:H1	1.58	0.51
27:RD:12:SER:HB2	27:RD:208:LYS:HB3	1.92	0.51
1:XA:977:A:O2'	1:XA:979:C:OP2	2.22	0.51
40:YU:107:ALA:O	40:YU:110:VAL:HB	2.10	0.51
12:QL:54:LYS:H	12:QL:54:LYS:HD2	1.74	0.51
44:RY:74:PRO:O	44:RY:80:GLY:HA2	2.10	0.51
32:YI:110:ASP:N	32:YI:130:TYR:OH	2.43	0.51
41:YV:25:LEU:H	41:YV:92:THR:HG21	1.74	0.51
47:Y1:70:VAL:O	47:Y1:74:VAL:HG23	2.10	0.51
31:RH:153:LYS:HG2	31:RH:162:ILE:HG13	1.92	0.51
37:YR:83:ILE:HG22	37:YR:87:TYR:HE2	1.76	0.51

Continued on next page...

Continued from previous page...

Atom-1	Atom-2	Interatomic distance (Å)	Clash overlap (Å)
39:RT:111:ARG:C	39:RT:113:LYS:H	2.12	0.51
51:Y5:56:LYS:HD3	51:Y5:58:LEU:HD23	1.90	0.51
25:RA:2126:A:H2	25:RA:2162:G:H21	1.59	0.51
1:XA:1376:U:H2'	1:XA:1377:A:H8	1.74	0.51
25:YA:2224:G:OP1	27:YD:268:ARG:HD3	2.11	0.51
45:YZ:124:ILE:HG22	45:YZ:126:VAL:HG13	1.92	0.51
3:QC:37:GLN:NE2	14:QN:52:GLN:OE1	2.32	0.51
43:RX:35:THR:HG23	43:RX:38:GLU:HG2	1.92	0.51
20:XT:89:ARG:HH21	20:XT:104:LEU:HD11	1.76	0.51
33:YN:38:HIS:O	40:YU:67:ALA:HB1	2.10	0.51
4:QD:12:CYS:HA	4:QD:19:LEU:HD23	1.92	0.51
5:QE:91:LEU:HD12	5:QE:120:THR:HG22	1.93	0.51
17:XQ:100:LYS:O	17:XQ:101:ARG:NE	2.42	0.51
1:XA:643:C:H2'	1:XA:644:G:H8	1.75	0.51
27:YD:148:GLU:HB2	27:YD:151:LYS:HD2	1.92	0.51
11:QK:96:ARG:HA	11:QK:99:GLN:HE21	1.76	0.51
25:RA:806:C:P	35:RP:41:ARG:HH11	2.31	0.51
25:YA:2469:A:H5''	25:YA:2470:G:C8	2.46	0.51
41:YV:65:GLY:HA3	41:YV:91:TYR:CZ	2.46	0.51
1:XA:1443:G:H5''	1:XA:1446:A:C2	2.45	0.51
35:YP:96:THR:HG22	35:YP:126:VAL:HB	1.93	0.51
1:QA:1305:G:H1'	1:QA:1332:A:N6	2.25	0.51
25:YA:2298:A:H2'	25:YA:2299:G:O4'	2.11	0.51
2:XB:21:ARG:HB2	2:XB:39:ILE:HA	1.91	0.51
1:XA:429:U:H1'	1:XA:430:A:H5''	1.92	0.51
25:YA:2250:G:C4	36:YQ:82:ARG:HG3	2.46	0.51
25:RA:347:A:H2'	25:RA:348:G:C8	2.45	0.51
1:XA:1312:G:OP1	50:Y4:58:ARG:NH1	2.44	0.51
1:QA:368:U:P	32:YI:91:SER:HG	2.34	0.51
30:YG:16:ARG:O	30:YG:20:ILE:HG12	2.10	0.51
23:XW:67:C:H2'	23:XW:68:C:C6	2.45	0.51
48:Y2:24:LEU:HD13	48:Y2:60:LEU:HD11	1.92	0.51
25:YA:1972:A:H2'	25:YA:1973:G:H8	1.74	0.51
51:Y5:42:PRO:HB2	51:Y5:43:HIS:ND1	2.25	0.51
22:QV:23:C:H2'	22:QV:24:U:C6	2.45	0.51
32:YI:41:GLU:HG2	32:YI:42:SER:N	2.24	0.51
25:YA:1093:G:H5'	31:YH:170:ARG:NH1	2.26	0.51
1:QA:963:G:H21	10:QJ:55:LYS:HE2	1.75	0.51
1:XA:1130:A:N6	1:XA:1131:G:O6	2.43	0.51
40:RU:90:VAL:HG22	41:RV:39:LEU:HB3	1.93	0.51
25:RA:2418:A:OP2	54:R8:29:LYS:HE2	2.11	0.51

Continued on next page...

Continued from previous page...

Atom-1	Atom-2	Interatomic distance (Å)	Clash overlap (Å)
26:RB:50:G:H5''	38:RS:61:ASN:ND2	2.26	0.51
29:YF:127:GLU:OE1	29:YF:196:LEU:HB2	2.11	0.51
10:QJ:31:GLY:HA3	10:QJ:78:ASN:ND2	2.26	0.51
1:XA:1151:A:H2'	1:XA:1152:A:H8	1.75	0.51
9:XI:11:LYS:H	9:XI:104:ARG:HH21	1.58	0.51
1:QA:947:G:O3'	13:QM:109:THR:OG1	2.28	0.51
4:QD:61:LYS:HB2	4:QD:203:VAL:HG13	1.93	0.51
5:XE:102:ALA:HB1	5:XE:106:PRO:HG2	1.93	0.51
48:Y2:65:ASN:HB3	48:Y2:69:ARG:NH2	2.26	0.51
1:QA:539:A:H2'	1:QA:540:G:C8	2.46	0.51
25:YA:2011:U:OP1	42:YW:42:ARG:NH1	2.44	0.51
28:RE:23:VAL:HA	28:RE:184:VAL:O	2.11	0.51
19:XS:15:LEU:O	19:XS:19:VAL:N	2.36	0.51
1:XA:971:G:H22	1:XA:1363:A:H5'	1.75	0.51
40:YU:47:TYR:HA	40:YU:50:ARG:NH2	2.26	0.51
25:YA:2377:A:O2'	38:YS:111:GLU:O	2.18	0.51
51:Y5:45:VAL:HG11	51:Y5:57:VAL:HG12	1.93	0.51
38:YS:11:LYS:HB2	38:YS:91:PRO:HB3	1.93	0.51
42:YW:106:ILE:O	42:YW:106:ILE:HG12	2.07	0.51
28:YE:62:PRO:O	28:YE:64:LYS:N	2.43	0.51
1:XA:812:C:H4'	1:XA:813:U:H5'	1.93	0.51
1:QA:1043:C:H2'	1:QA:1044:A:H8	1.76	0.51
1:QA:1326:C:OP1	21:QU:17:THR:OG1	2.17	0.51
43:RX:59:VAL:HG21	43:RX:78:LYS:HE3	1.91	0.51
39:YT:109:GLU:O	39:YT:113:LYS:HB2	2.11	0.51
25:RA:391:G:O2'	25:RA:410:G:OP1	2.26	0.51
1:QA:833:U:H3	1:QA:853:G:H1	1.56	0.51
36:YQ:134:ARG:NH2	45:YZ:122:ARG:HH21	1.98	0.51
32:RI:52:ARG:CB	32:RI:56:LYS:HB2	2.32	0.51
1:XA:1226:C:H4'	1:XA:1227:A:OP1	2.11	0.51
40:YU:92:ARG:NH1	41:YV:11:GLN:O	2.44	0.51
26:YB:44:G:H5''	26:YB:45:A:OP1	2.11	0.51
27:YD:35:LYS:NZ	27:YD:104:TYR:HB2	2.26	0.51
32:YI:11:ASN:O	32:YI:12:LEU:HB2	2.11	0.51
21:QU:6:ARG:HE	21:QU:15:ARG:HH21	1.58	0.51
31:YH:6:ARG:NE	31:YH:54:ARG:HH12	2.09	0.51
1:XA:484:G:H4'	1:XA:485:G:O5'	2.11	0.51
29:RF:185:ASP:HA	29:RF:188:ARG:HD3	1.93	0.51
26:RB:15:A:H5'	26:RB:16:G:C8	2.45	0.51
7:XG:155:ARG:NH2	7:XG:155:ARG:O	2.43	0.51
11:QK:33:THR:HG22	11:QK:39:PRO:HA	1.92	0.51

Continued on next page...

Continued from previous page...

Atom-1	Atom-2	Interatomic distance (Å)	Clash overlap (Å)
28:RE:134:ILE:HA	28:RE:137:HIS:CD2	2.45	0.51
1:XA:337:C:H2'	1:XA:338:A:C8	2.46	0.51
1:QA:718:G:H5'	11:QK:117:ASN:ND2	2.24	0.51
25:YA:142:G:H1'	43:YX:37:THR:HG21	1.93	0.51
25:YA:414:C:O2	25:YA:1864:U:O2'	2.25	0.51
25:YA:1820:U:C2	27:YD:202:LYS:HB3	2.46	0.51
1:XA:719:C:H1'	18:XR:49:LYS:HB3	1.91	0.51
1:QA:390:C:H2'	1:QA:391:G:C8	2.46	0.51
25:RA:2121:G:O6	25:RA:2176:A:N6	2.43	0.51
11:XK:41:THR:HG21	11:XK:71:LYS:HB3	1.93	0.51
25:RA:1543:A:H2	25:RA:1545:A:C5	2.29	0.51
30:RG:88:ILE:HD13	30:RG:88:ILE:O	2.10	0.51
25:YA:16:G:H5''	51:Y5:17:ASP:HB2	1.92	0.51
6:XF:86:ARG:O	6:XF:87:ARG:HG2	2.11	0.51
31:RH:127:GLU:CB	31:RH:130:ARG:HB3	2.40	0.51
25:YA:2850:A:N7	25:YA:2868:A:O2'	2.37	0.51
25:RA:67:U:H3	25:RA:74:A:H2	1.54	0.51
20:XT:10:LEU:O	20:XT:13:LEU:HG	2.11	0.51
12:QL:69:TYR:CG	12:QL:90:VAL:HG21	2.46	0.51
49:Y3:43:ILE:O	49:Y3:47:VAL:HG23	2.10	0.51
26:RB:16:G:H1	26:RB:68:C:H42	1.59	0.51
37:YR:104:ARG:HD3	37:YR:111:LEU:HD21	1.92	0.51
39:RT:28:VAL:HG23	39:RT:88:ILE:HA	1.92	0.51
1:XA:606:G:H1	1:XA:631:G:H5''	1.76	0.51
29:RF:20:LEU:HD23	29:RF:125:LEU:HD12	1.93	0.51
25:RA:1403:C:H5''	25:RA:1471:A:H1'	1.92	0.51
38:RS:56:LEU:HD23	38:RS:58:LEU:HD22	1.92	0.51
53:R7:9:ARG:HH21	53:R7:48:LYS:HB2	1.76	0.51
32:RI:55:ALA:HA	32:RI:58:LEU:HB3	1.93	0.51
44:YY:81:LYS:HG2	44:YY:97:ARG:HD3	1.93	0.51
54:Y8:23:VAL:CG1	54:Y8:46:ARG:HD3	2.40	0.51
13:XM:62:ASN:HA	50:Y4:49:PHE:CE2	2.45	0.51
43:RX:40:LYS:HG3	43:RX:51:VAL:HB	1.92	0.51
1:XA:359:U:H2'	1:XA:360:A:C8	2.46	0.51
8:QH:20:TYR:HE2	8:QH:75:ARG:HD2	1.76	0.51
15:XO:33:THR:HG21	15:XO:85:LEU:HD22	1.93	0.51
25:YA:2347:C:H2'	25:YA:2348:U:C6	2.46	0.51
25:YA:2115:G:N2	25:YA:2165:G:N7	2.49	0.51
6:XF:4:TYR:HD1	6:XF:92:LYS:HA	1.76	0.51
19:XS:26:GLY:O	19:XS:28:LYS:N	2.43	0.51
36:YQ:2:LEU:H	36:YQ:2:LEU:HD23	1.76	0.51

Continued on next page...

Continued from previous page...

Atom-1	Atom-2	Interatomic distance (Å)	Clash overlap (Å)
31:YH:89:ILE:O	31:YH:89:ILE:HG12	2.10	0.51
6:QF:69:GLU:CD	6:QF:69:GLU:H	2.15	0.51
42:RW:67:ASP:N	42:RW:67:ASP:OD1	2.33	0.51
22:XV:15:C:O2'	22:XV:61:C:OP1	2.28	0.51
4:QD:167:GLY:HA2	27:YD:135:PHE:HZ	1.71	0.51
1:XA:1492:A:OP1	12:XL:47:LYS:N	2.44	0.51
25:RA:2443:C:H2'	25:RA:2444:G:C8	2.44	0.51
54:Y8:58:ILE:HA	54:Y8:61:LEU:HD21	1.92	0.51
25:YA:625:G:O6	35:YP:107:LYS:HE2	2.11	0.51
1:XA:1404:C:H2'	1:XA:1405:G:C8	2.46	0.51
12:QL:38:THR:HG23	12:QL:57:LYS:HB3	1.93	0.51
1:QA:1152:A:OP1	10:QJ:68:HIS:NE2	2.43	0.51
25:RA:1203:G:O6	25:RA:1204:A:N6	2.44	0.51
22:XV:8:G:O2'	22:XV:9:G:N7	2.43	0.51
36:RQ:20:ALA:HB3	45:RZ:79:ARG:NH1	2.26	0.51
1:XA:1104:G:O5'	2:XB:111:ARG:HD2	2.11	0.51
25:RA:2832:U:H4'	25:RA:2833:G:H5''	1.92	0.51
25:RA:693:C:O2'	25:RA:1353:A:N3	2.41	0.51
25:YA:1050:A:H8	25:YA:2751:G:HO2'	1.58	0.51
1:QA:1147:C:HO2'	9:QI:5:TYR:HH	1.59	0.51
25:RA:1009:A:OP2	25:RA:1010:A:OP2	2.28	0.51
25:YA:639:U:H2'	25:YA:640:C:C6	2.46	0.51
25:YA:1649:G:O2'	37:YR:107:ASP:OD2	2.20	0.51
51:R5:35:GLU:HB2	51:R5:49:CYS:SG	2.51	0.50
39:RT:118:ARG:HH21	39:RT:121:ILE:HG21	1.76	0.50
51:R5:3:LYS:NZ	51:R5:3:LYS:HA	2.27	0.50
44:RY:97:ARG:HH21	44:RY:98:VAL:HB	1.77	0.50
35:RP:14:LYS:HD3	35:RP:14:LYS:O	2.11	0.50
25:RA:1443:G:H1	25:RA:1548:C:N4	2.04	0.50
36:YQ:66:ILE:O	36:YQ:104:PHE:N	2.39	0.50
16:QP:3:LYS:HG3	16:QP:24:ALA:HB2	1.92	0.50
25:RA:111:A:H4'	48:R2:69:ARG:NH2	2.26	0.50
1:QA:7:G:H5'	1:QA:298:A:O4'	2.11	0.50
4:XD:78:LEU:HD22	4:XD:96:LEU:HB3	1.92	0.50
28:YE:111:ARG:HA	37:YR:1:MET:CG	2.40	0.50
25:YA:1210:A:H5''	25:YA:1212:G:O4'	2.11	0.50
1:XA:812:C:H1'	1:XA:813:U:OP2	2.10	0.50
2:XB:9:GLU:HB3	2:XB:48:MET:SD	2.50	0.50
28:RE:176:ILE:HG23	28:RE:178:GLU:OE2	2.11	0.50
1:XA:1123:A:H4'	10:XJ:36:GLY:HA3	1.93	0.50
42:YW:57:ASN:O	42:YW:61:ASN:HB2	2.10	0.50

Continued on next page...

Continued from previous page...

Atom-1	Atom-2	Interatomic distance (Å)	Clash overlap (Å)
39:RT:19:LEU:HD22	39:RT:86:ILE:HG22	1.93	0.50
25:RA:458:G:O2'	25:RA:469:G:O6	2.19	0.50
1:QA:446:G:H1	1:QA:488:C:H42	1.59	0.50
9:QI:8:GLY:HA2	9:QI:79:LEU:HD12	1.92	0.50
25:RA:94:G:H21	48:R2:47:ASN:HD22	1.59	0.50
13:QM:33:ALA:HA	13:QM:59:TYR:HE2	1.76	0.50
9:QI:118:LYS:O	9:QI:120:ARG:N	2.40	0.50
36:RQ:17:LEU:HD23	36:RQ:96:VAL:HG23	1.92	0.50
3:XC:138:VAL:HG22	3:XC:151:VAL:HG23	1.93	0.50
50:Y4:10:VAL:HG22	50:Y4:11:PRO:HD2	1.93	0.50
33:RN:46:VAL:HG13	33:RN:48:MET:HG3	1.93	0.50
25:RA:1363:C:O2'	25:RA:1809:A:N3	2.37	0.50
10:QJ:22:LYS:HZ2	10:QJ:23:ILE:HA	1.77	0.50
13:XM:68:GLY:C	30:YG:116:ASP:OD2	2.49	0.50
2:XB:80:ILE:HD11	2:XB:208:ILE:HG23	1.93	0.50
36:YQ:89:ASN:O	36:YQ:91:GLU:N	2.44	0.50
25:RA:620:G:H4'	25:RA:621:A:H5''	1.94	0.50
25:RA:259:G:O2'	25:RA:621:A:O2'	2.24	0.50
1:QA:752:G:H1'	1:QA:754:C:H41	1.75	0.50
31:RH:132:ARG:HH11	31:RH:132:ARG:HB2	1.76	0.50
25:RA:2777:G:OP2	25:RA:2781:A:O2'	2.23	0.50
25:YA:2610:C:H4'	25:YA:2611:U:OP2	2.10	0.50
25:RA:1427:A:H4'	25:RA:1428:C:O5'	2.10	0.50
38:YS:30:ARG:HG3	38:YS:97:ARG:NH2	2.26	0.50
13:QM:40:ASN:HD22	13:QM:43:THR:HG23	1.76	0.50
31:YH:10:PRO:CG	31:YH:50:VAL:CG1	2.76	0.50
53:R7:5:TRP:NE1	53:R7:7:PRO:HG3	2.26	0.50
1:QA:362:G:N2	1:QA:365:U:OP2	2.44	0.50
1:QA:963:G:H21	10:QJ:55:LYS:CE	2.25	0.50
19:XS:4:SER:O	19:XS:5:LEU:HD13	2.11	0.50
25:YA:910:A:N3	25:YA:2264:C:O2'	2.39	0.50
41:YV:52:VAL:HG23	41:YV:55:ALA:H	1.76	0.50
28:RE:6:GLY:HA2	28:RE:51:PHE:CZ	2.46	0.50
3:XC:54:ARG:HD3	3:XC:56:ASP:OD1	2.10	0.50
1:QA:20:U:H2'	1:QA:21:G:C8	2.46	0.50
1:XA:703:G:H4'	1:XA:704:A:O5'	2.10	0.50
30:YG:5:VAL:HG11	30:YG:100:TRP:HB3	1.93	0.50
2:XB:189:ASP:HB3	2:XB:203:GLY:O	2.12	0.50
23:QW:16:U:H3'	23:QW:17:C:H5'	1.93	0.50
36:RQ:89:ASN:O	36:RQ:92:GLY:N	2.42	0.50
19:XS:40:ILE:HG23	19:XS:67:VAL:O	2.12	0.50

Continued on next page...

Continued from previous page...

Atom-1	Atom-2	Interatomic distance (Å)	Clash overlap (Å)
37:RR:33:ARG:NH1	51:R5:57:VAL:CG2	2.75	0.50
35:RP:62:LEU:CD2	54:R8:25:MET:HB2	2.37	0.50
1:QA:413:G:H8	1:QA:413:G:OP2	1.95	0.50
35:YP:64:LYS:CB	54:Y8:25:MET:HG3	2.42	0.50
39:RT:111:ARG:O	39:RT:113:LYS:N	2.42	0.50
1:QA:1064:G:HO2'	1:QA:1065:U:P	2.35	0.50
25:YA:1061:U:H3'	25:YA:1062:G:H5''	1.93	0.50
42:RW:60:ASN:HD22	42:RW:60:ASN:N	2.09	0.50
1:QA:368:U:OP1	32:YI:91:SER:OG	2.30	0.50
2:XB:111:ARG:HH21	2:XB:114:ARG:HG2	1.76	0.50
25:YA:747:U:OP2	51:Y5:3:LYS:HD2	2.12	0.50
25:YA:470:A:H2'	25:YA:471:A:O4'	2.11	0.50
25:RA:1205:U:C4	29:RF:171:PRO:HA	2.46	0.50
25:RA:2789:C:H1'	25:RA:2892:A:H2	1.75	0.50
1:XA:89:U:O2'	1:XA:90:C:OP1	2.27	0.50
29:YF:167:ALA:HB1	29:YF:173:VAL:HG11	1.93	0.50
7:QG:116:ALA:O	7:QG:120:ILE:HG12	2.11	0.50
1:XA:677:U:H3	1:XA:713:G:H22	1.59	0.50
32:YI:13:GLY:HA3	32:YI:17:GLN:OE1	2.12	0.50
25:YA:1264:G:H3'	25:YA:1265:A:H5''	1.94	0.50
1:XA:280:C:H3'	1:XA:281:G:H5'	1.94	0.50
34:YO:120:GLU:HG2	34:YO:122:LEU:HG	1.94	0.50
10:QJ:47:PHE:CE1	10:QJ:63:PHE:HB2	2.47	0.50
22:XV:14:G:H22	22:XV:48:C:H42	1.60	0.50
1:XA:1525:G:P	11:XK:120:ARG:HH22	2.35	0.50
1:XA:339:C:OP2	34:YO:97:ARG:NH1	2.45	0.50
1:XA:96:G:H2'	1:XA:97:U:O4'	2.12	0.50
2:XB:21:ARG:O	2:XB:23:ARG:N	2.44	0.50
39:RT:39:ARG:HG2	39:RT:40:THR:H	1.76	0.50
29:YF:65:TRP:O	29:YF:67:GLN:N	2.43	0.50
9:QI:95:LYS:NZ	9:QI:96:LEU:HD13	2.26	0.50
45:RZ:91:LEU:HD11	45:RZ:96:VAL:HG21	1.92	0.50
31:YH:84:SER:O	31:YH:85:LYS:HB2	2.11	0.50
47:R1:62:VAL:HG23	47:R1:63:ALA:O	2.11	0.50
25:RA:407:G:H2'	25:RA:408:G:C8	2.46	0.50
25:RA:1140:C:OP1	33:RN:23:LEU:HB3	2.10	0.50
1:XA:1241:G:H2'	1:XA:1242:C:C6	2.46	0.50
35:YP:36:LYS:HB3	35:YP:40:SER:HB3	1.94	0.50
22:XV:19:G:H5'	22:XV:20:U:C5	2.46	0.50
25:RA:1542:G:C3'	25:RA:1543:A:C5'	2.76	0.50
25:RA:2306:C:H2'	25:RA:2307:G:N2	2.26	0.50

Continued on next page...

Continued from previous page...

Atom-1	Atom-2	Interatomic distance (Å)	Clash overlap (Å)
54:R8:23:VAL:HG11	54:R8:46:ARG:HD3	1.92	0.50
2:XB:162:ILE:HD11	2:XB:184:VAL:HG22	1.94	0.50
4:XD:108:LEU:HD21	4:XD:183:GLY:HA3	1.93	0.50
1:XA:1024:G:OP1	1:XA:1024:G:H4'	2.12	0.50
25:YA:1278:A:H4'	37:YR:34:ILE:HD12	1.94	0.50
32:RI:29:TYR:O	32:RI:33:ARG:HB2	2.12	0.50
2:XB:114:ARG:O	2:XB:117:GLU:HB2	2.11	0.50
13:QM:40:ASN:ND2	13:QM:43:THR:HG23	2.27	0.50
9:QI:53:VAL:HB	9:QI:95:LYS:HE3	1.93	0.50
1:XA:582:U:H2'	1:XA:583:A:C8	2.47	0.50
25:RA:760:G:H2'	25:RA:761:A:O4'	2.12	0.50
29:RF:16:GLY:O	29:RF:18:ARG:N	2.45	0.50
2:QB:231:GLU:HG3	2:QB:233:SER:H	1.77	0.50
35:RP:26:GLY:O	35:RP:28:GLY:N	2.45	0.50
25:RA:270(L):U:H2'	32:RI:50:ARG:HD2	1.94	0.50
4:XD:112:VAL:HG12	4:XD:116:GLN:OE1	2.12	0.50
11:XK:86:GLY:O	11:XK:91:ARG:HD3	2.11	0.50
25:RA:2277:G:OP2	46:R0:10:THR:HG21	2.11	0.50
5:XE:76:ILE:HG13	5:XE:93:PRO:HB3	1.94	0.50
1:XA:7:G:H5'	1:XA:298:A:O4'	2.12	0.50
25:RA:270(H):C:H42	25:RA:270(R):G:H1	1.60	0.50
1:XA:1147:C:HO2'	9:XI:5:TYR:HH	1.58	0.50
27:RD:62:TYR:CE2	27:RD:64:ILE:HA	2.46	0.50
31:YH:4:ILE:HG13	31:YH:6:ARG:NE	2.26	0.50
41:YV:61:VAL:HA	41:YV:94:LEU:HD23	1.93	0.50
36:RQ:134:ARG:NH2	45:RZ:122:ARG:HD2	2.27	0.50
25:RA:1790:C:H5''	25:RA:1791:A:OP1	2.11	0.50
2:XB:32:ILE:HD11	2:XB:40:HIS:HB3	1.94	0.50
25:YA:2319:G:N7	38:YS:3:ARG:HB3	2.27	0.50
25:YA:1109:C:O2'	25:YA:1110:G:OP1	2.30	0.50
25:RA:2103:C:H42	25:RA:2186:G:H1	1.59	0.50
11:QK:17:GLY:N	11:QK:79:SER:O	2.44	0.50
52:Y6:47:THR:HG22	52:Y6:48:VAL:HG12	1.94	0.50
4:QD:194:LEU:HD12	6:XF:17:SER:OG	2.12	0.50
36:YQ:66:ILE:HG13	36:YQ:67:ARG:N	2.27	0.50
43:YX:60:ARG:HH22	53:Y7:47:ARG:HH12	1.60	0.50
25:YA:2071:A:H2'	25:YA:2072:G:H8	1.76	0.50
1:QA:485:G:H1'	1:QA:486:U:H5	1.77	0.50
25:YA:1803:A:H4'	27:YD:259:THR:HG23	1.93	0.50
29:YF:108:LYS:O	29:YF:112:MET:HG3	2.12	0.50
25:YA:1069:A:H4'	25:YA:1070:A:H5''	1.93	0.50

Continued on next page...

Continued from previous page...

Atom-1	Atom-2	Interatomic distance (Å)	Clash overlap (Å)
33:RN:34:LEU:O	33:RN:49:GLY:HA3	2.12	0.50
36:RQ:20:ALA:HB1	36:RQ:99:PRO:HD2	1.94	0.50
38:RS:67:ARG:O	38:RS:71:ARG:HG3	2.12	0.50
20:XT:64:ASP:HA	20:XT:67:ALA:HB3	1.93	0.50
13:XM:49:THR:HB	13:XM:52:GLU:H	1.77	0.50
23:QW:19:G:P	23:QW:60:U:H3	2.33	0.50
25:RA:1153:C:H2'	25:RA:1154:G:O4'	2.12	0.50
13:QM:92:HIS:HD2	13:QM:110:ARG:HH21	1.58	0.50
39:RT:42:ILE:H	39:RT:42:ILE:HD12	1.77	0.50
33:YN:58:ASP:OD1	33:YN:58:ASP:N	2.45	0.50
1:QA:757:U:O2'	1:QA:879:C:O2	2.29	0.50
4:QD:33:MET:CE	4:QD:37:PRO:HA	2.41	0.50
37:RR:33:ARG:HH12	51:R5:57:VAL:HG23	1.75	0.49
25:RA:2287:A:N6	25:RA:2344:U:C2	2.80	0.49
44:YY:97:ARG:HH21	44:YY:98:VAL:HB	1.76	0.49
3:QC:79:ARG:HD2	11:XK:99:GLN:HE22	1.71	0.49
6:QF:17:SER:C	6:QF:19:LEU:N	2.64	0.49
40:YU:83:LEU:HG	40:YU:88:ILE:HG13	1.93	0.49
25:YA:1012:U:O4	33:YN:25:ARG:HA	2.12	0.49
39:RT:34:VAL:HG12	39:RT:36:GLU:HG2	1.94	0.49
39:RT:41:ARG:CB	39:RT:41:ARG:NH1	2.73	0.49
54:Y8:25:MET:O	54:Y8:47:LYS:NZ	2.44	0.49
25:RA:654(A):G:N2	25:RA:654(T):C:C2	2.79	0.49
26:RB:5:C:O2'	26:RB:27:C:O2	2.30	0.49
1:QA:56:U:H2'	1:QA:57:G:H8	1.76	0.49
25:YA:2340:G:H2'	25:YA:2341:G:C8	2.47	0.49
23:XW:57:G:H2'	23:XW:58:A:H5'	1.94	0.49
29:RF:9:ILE:HD11	29:RF:125:LEU:HG	1.94	0.49
25:YA:2884:U:C2	51:Y5:51:TYR:HE1	2.30	0.49
1:QA:164:U:H2'	1:QA:165:C:C6	2.47	0.49
12:QL:24:VAL:HG13	12:QL:98:TYR:HE1	1.76	0.49
25:YA:1689:A:H62	25:YA:1698:A:H2	1.58	0.49
37:RR:44:LEU:HD22	37:RR:48:VAL:HG23	1.94	0.49
25:RA:2566:A:H4'	25:RA:2567:G:O5'	2.12	0.49
28:YE:103:ASP:OD1	28:YE:201:THR:HG23	2.12	0.49
25:RA:2030:A:H4'	25:RA:2031:A:C8	2.47	0.49
15:XO:67:LEU:HB3	15:XO:78:TYR:HE1	1.77	0.49
1:XA:1016:A:H2'	1:XA:1017:G:O4'	2.12	0.49
19:XS:41:VAL:HB	19:XS:42:PRO:CA	2.42	0.49
1:XA:1301:U:H3'	1:XA:1302:U:H5'	1.94	0.49
33:YN:7:LYS:HD2	33:YN:7:LYS:N	2.27	0.49

Continued on next page...

Continued from previous page...

Atom-1	Atom-2	Interatomic distance (Å)	Clash overlap (Å)
53:Y7:5:TRP:NE1	53:Y7:7:PRO:HG3	2.27	0.49
1:QA:589:C:N4	1:QA:650:G:H1	2.06	0.49
38:RS:15:ARG:NH1	38:RS:25:ARG:HH21	2.11	0.49
1:QA:1065:U:O2'	1:QA:1066:C:OP2	2.24	0.49
35:YP:126:VAL:HG13	35:YP:145:PRO:HB2	1.94	0.49
46:Y0:70:GLN:OE1	46:Y0:72:ARG:HD3	2.12	0.49
28:YE:35:GLN:HG2	28:YE:37:ARG:HE	1.77	0.49
2:QB:235:SER:OG	2:QB:236:TYR:N	2.46	0.49
9:QI:46:ALA:HB2	9:QI:74:ILE:HG23	1.94	0.49
25:RA:2601:C:H2'	25:RA:2603:G:C8	2.47	0.49
43:RX:26:TYR:HB3	43:RX:92:LEU:HD12	1.93	0.49
31:RH:155:SER:OG	31:RH:156:ALA:N	2.45	0.49
8:QH:9:MET:HG3	8:QH:26:VAL:HG21	1.94	0.49
11:XK:82:VAL:HB	11:XK:108:ILE:HG12	1.94	0.49
36:RQ:11:LYS:HE2	36:RQ:86:GLY:O	2.11	0.49
3:QC:157:ILE:HD11	3:QC:166:GLU:HB2	1.94	0.49
36:RQ:69:PHE:CD1	36:RQ:70:PRO:HD2	2.46	0.49
25:YA:278:A:H2'	25:YA:279:C:C6	2.47	0.49
2:QB:162:ILE:HD11	2:QB:184:VAL:HG22	1.93	0.49
1:QA:1218:C:H2'	1:QA:1219:U:C6	2.47	0.49
1:QA:1201:A:O2'	1:QA:1202:G:O5'	2.29	0.49
14:QN:24:CYS:HB3	14:QN:29:ARG:H	1.78	0.49
20:QT:79:ARG:O	20:QT:83:ARG:HG3	2.12	0.49
32:RI:5:LEU:HD23	32:RI:9:LEU:HD11	1.94	0.49
1:QA:1226:C:O2'	13:QM:103:THR:O	2.25	0.49
43:RX:27:THR:HB	43:RX:80:ILE:HB	1.93	0.49
3:QC:14:ILE:HG12	3:QC:15:THR:N	2.27	0.49
25:RA:796:C:H2'	25:RA:797:C:C6	2.47	0.49
14:YN:23:ARG:NH1	14:YN:30:ALA:HB2	2.27	0.49
27:RD:175:LEU:HD12	27:RD:185:VAL:HG21	1.93	0.49
25:YA:102:G:H4'	25:YA:103:A:O5'	2.11	0.49
12:XL:71:PRO:O	12:XL:102:ARG:HD3	2.12	0.49
9:XI:40:LEU:C	9:XI:42:ARG:H	2.15	0.49
25:YA:2795:G:H3'	25:YA:2797:U:C5'	2.42	0.49
28:YE:73:GLU:HG3	28:YE:74:PRO:HD2	1.92	0.49
12:XL:62:SER:HB2	12:XL:64:TYR:HD1	1.76	0.49
26:RB:78:A:H2'	26:RB:79:C:O4'	2.12	0.49
25:RA:1441:G:H2'	25:RA:1442:G:H8	1.77	0.49
2:QB:96:ARG:H	2:QB:96:ARG:HD2	1.76	0.49
14:QN:15:LYS:HD2	14:QN:16:PHE:CE2	2.47	0.49
1:QA:946:A:H61	1:QA:1234:C:H42	1.60	0.49

Continued on next page...

Continued from previous page...

Atom-1	Atom-2	Interatomic distance (Å)	Clash overlap (Å)
4:QD:29:PRO:O	4:QD:30:LYS:HB3	2.11	0.49
19:QS:68:GLY:N	50:R4:59:PHE:HE1	2.08	0.49
30:RG:115:ARG:NH2	30:RG:137:GLU:OE1	2.46	0.49
40:YU:61:TRP:CD2	40:YU:94:ASN:HA	2.47	0.49
30:RG:60:LEU:O	30:RG:64:THR:HG22	2.11	0.49
3:QC:73:PRO:O	3:QC:76:VAL:HG22	2.12	0.49
43:RX:40:LYS:O	43:RX:42:ALA:N	2.45	0.49
3:QC:14:ILE:HG12	3:QC:15:THR:H	1.76	0.49
25:RA:1791:A:H5'	27:RD:206:LEU:HD12	1.95	0.49
26:YB:41:U:C4	30:YG:70:VAL:HG23	2.48	0.49
22:QV:3:G:HO2'	22:QV:4:G:H8	1.58	0.49
18:QR:26:LEU:HD22	18:QR:42:ARG:HD2	1.94	0.49
25:RA:2377:A:H2'	25:RA:2378:A:C8	2.48	0.49
50:Y4:15:ILE:HD13	50:Y4:15:ILE:H	1.76	0.49
25:RA:229:A:H4'	25:RA:229:A:OP1	2.12	0.49
45:RZ:102:LEU:HB3	45:RZ:104:PHE:HE1	1.78	0.49
25:YA:1081:U:H3'	25:YA:1082:U:H4'	1.94	0.49
1:QA:1288:A:N1	1:QA:1371:G:H1'	2.27	0.49
32:RI:2:LYS:HA	32:RI:20:ASP:HA	1.95	0.49
25:YA:340:A:H2'	25:YA:341:G:O4'	2.12	0.49
51:R5:40:LYS:HE2	51:R5:47:PRO:HD2	1.92	0.49
13:QM:3:ARG:CZ	30:RG:113:ARG:HH21	2.26	0.49
25:RA:2415:G:H4'	35:RP:67:MET:N	2.28	0.49
25:YA:888:C:H3'	25:YA:889:C:C4'	2.40	0.49
27:RD:35:LYS:HZ1	27:RD:65:ILE:HA	1.76	0.49
33:RN:134:ARG:N	33:RN:135:PRO:HD3	2.28	0.49
52:Y6:41:PRO:HD2	52:Y6:46:HIS:N	2.28	0.49
33:YN:17:ASP:O	33:YN:56:ASN:HB2	2.12	0.49
13:XM:20:THR:C	13:XM:22:ILE:H	2.16	0.49
33:YN:34:LEU:HD21	33:YN:120:LEU:HB2	1.94	0.49
16:XP:28:ARG:NH1	16:XP:29:ASP:OD2	2.45	0.49
25:RA:813:U:H2'	25:RA:814:C:C6	2.48	0.49
29:RF:132:VAL:HG23	29:RF:133:ASN:OD1	2.12	0.49
7:QG:20:ASP:HB3	7:QG:23:VAL:HG23	1.94	0.49
25:RA:404:C:H1'	25:RA:405:U:OP2	2.13	0.49
25:RA:1805:U:O2	27:RD:50:THR:HB	2.12	0.49
1:QA:1336:C:O2'	1:QA:1337:G:O5'	2.30	0.49
53:R7:31:LEU:HD22	53:R7:42:LEU:HD13	1.95	0.49
4:QD:129:ASN:HA	4:QD:145:GLU:HB2	1.94	0.49
27:YD:76:PRO:HG2	27:YD:98:VAL:HG21	1.93	0.49
43:YX:53:LYS:HB3	43:YX:82:GLN:HB3	1.93	0.49

Continued on next page...

Continued from previous page...

Atom-1	Atom-2	Interatomic distance (Å)	Clash overlap (Å)
25:YA:1348:G:H2'	25:YA:1349:A:H5''	1.94	0.49
25:RA:2505:G:OP1	56:Z7:1:T17:H47	2.13	0.49
40:YU:95:LEU:HD22	41:YV:4:ILE:HD12	1.93	0.49
30:YG:67:LYS:HZ1	50:Y4:1:MET:HB2	1.78	0.49
13:XM:14:ARG:HG2	13:XM:17:VAL:HG23	1.94	0.49
52:R6:15:GLU:CD	52:R6:41:PRO:HB3	2.32	0.49
25:YA:691:C:O4'	27:YD:43:ARG:NH2	2.46	0.49
19:QS:41:VAL:HA	19:QS:44:MET:HG3	1.93	0.49
27:YD:27:THR:HG21	27:YD:83:GLU:HG2	1.94	0.49
40:RU:92:ARG:O	40:RU:92:ARG:HG2	2.13	0.49
30:RG:110:ALA:HB1	30:RG:140:ILE:HD12	1.94	0.49
2:QB:204:ASN:ND2	2:QB:206:ASP:O	2.45	0.49
43:YX:57:LEU:HD11	43:YX:78:LYS:HD2	1.94	0.49
25:RA:321:G:OP1	29:RF:135:LYS:NZ	2.36	0.49
39:RT:16:ARG:HD3	39:RT:19:LEU:HD11	1.93	0.49
1:QA:255:G:H1'	17:QQ:16:GLN:NE2	2.28	0.49
6:QF:97:PHE:O	18:QR:31:LEU:HD23	2.12	0.49
25:YA:1858:G:O2'	25:YA:1884:A:N6	2.44	0.49
25:YA:807:U:H2'	25:YA:808:G:C8	2.47	0.49
25:RA:2008:C:H2'	25:RA:2009:G:H8	1.78	0.49
17:QQ:18:THR:HG23	17:QQ:69:LYS:HE3	1.94	0.49
1:QA:1104:G:H4'	2:QB:111:ARG:NH1	2.28	0.49
25:YA:583:G:OP2	40:YU:10:ARG:HD2	2.13	0.49
44:RY:47:LYS:HG2	44:RY:60:PHE:HD1	1.76	0.49
25:YA:2071:A:H2'	25:YA:2072:G:C8	2.48	0.49
1:QA:1152:A:H5''	10:QJ:13:HIS:CD2	2.48	0.49
1:QA:1213:A:C6	1:QA:1215:G:H1'	2.48	0.49
25:RA:2790:A:H2'	25:RA:2791:C:H5''	1.95	0.49
25:RA:2795:G:H3'	25:RA:2797:U:C5'	2.43	0.49
3:QC:47:LEU:HD23	3:QC:68:VAL:HG11	1.94	0.49
30:YG:94:LEU:HD12	30:YG:99:MET:HA	1.95	0.49
25:YA:2232:U:P	47:Y1:40:ARG:HH12	2.35	0.49
25:RA:2527:C:H5''	55:R9:30:PRO:HB2	1.94	0.49
28:YE:179:GLU:HB3	28:YE:181:LEU:HD23	1.94	0.49
52:R6:14:THR:O	52:R6:49:HIS:HA	2.12	0.49
49:R3:6:VAL:HG13	49:R3:56:VAL:HG13	1.93	0.49
2:XB:24:TRP:CZ3	2:XB:26:PRO:HA	2.48	0.49
25:RA:1994:C:P	28:RE:127:ASP:HB2	2.52	0.49
8:QH:95:VAL:HB	8:QH:99:GLU:O	2.13	0.49
1:QA:570:G:O6	1:QA:865:A:N6	2.44	0.49
27:RD:228:PRO:HD3	27:RD:234:GLY:C	2.33	0.49

Continued on next page...

Continued from previous page...

Atom-1	Atom-2	Interatomic distance (Å)	Clash overlap (Å)
4:QD:195:ALA:O	6:XF:16:GLN:CB	2.61	0.49
1:XA:267:C:OP1	17:XQ:67:LYS:HB2	2.13	0.49
1:QA:191:G:O2'	20:QT:101:GLY:O	2.30	0.49
3:XC:148:GLY:HA3	3:XC:172:ARG:O	2.12	0.49
2:QB:178:ARG:NH2	8:QH:74:PRO:HG3	2.28	0.49
31:YH:98:LEU:HD13	31:YH:125:VAL:HB	1.94	0.49
1:XA:690:G:H2'	1:XA:691:G:O4'	2.12	0.49
13:QM:23:TYR:HE1	13:QM:70:LEU:HD12	1.77	0.49
20:XT:89:ARG:NH2	20:XT:104:LEU:HD11	2.27	0.49
26:RB:15:A:OP1	26:RB:107:U:O2'	2.28	0.49
25:YA:943:U:OP2	35:YP:36:LYS:NZ	2.42	0.49
1:QA:1015:A:H2'	1:QA:1016:A:C8	2.48	0.49
29:RF:178:PRO:HG2	29:RF:179:GLU:OE2	2.13	0.49
52:R6:25:LYS:HE2	52:R6:27:LYS:HD3	1.94	0.49
25:RA:1231:G:H2'	25:RA:1232:G:C8	2.47	0.49
13:XM:81:LEU:HD13	13:XM:88:ARG:HD2	1.94	0.49
28:RE:70:ALA:O	28:RE:72:VAL:N	2.46	0.49
25:RA:1533:C:H42	25:RA:1538:G:H1	1.60	0.49
25:RA:192:C:O2'	25:RA:802:A:N3	2.42	0.49
10:XJ:49:VAL:HG22	14:XN:41:ARG:HB2	1.94	0.49
1:XA:923:A:OP1	5:XE:21:ALA:HB2	2.13	0.49
25:RA:900:A:H3'	25:RA:901:A:H8	1.78	0.49
4:QD:166:LYS:HD3	27:YD:188:GLU:OE2	2.12	0.49
28:YE:24:THR:HG22	28:YE:24:THR:O	2.13	0.49
29:RF:24:LEU:HD23	29:RF:115:ALA:HA	1.95	0.49
25:YA:573:G:O2'	25:YA:574:C:H3'	2.13	0.49
25:YA:1754:C:P	39:YT:96:ARG:NH1	2.86	0.49
1:QA:1004:A:H1'	1:QA:1036:G:N2	2.27	0.49
44:YY:86:ARG:HB2	44:YY:95:LYS:HD2	1.94	0.49
52:Y6:21:TYR:HE2	52:Y6:53:LYS:HE3	1.77	0.49
36:RQ:89:ASN:O	36:RQ:91:GLU:N	2.45	0.49
1:XA:200:G:H1	1:XA:217:C:H42	1.60	0.49
27:YD:170:GLY:C	27:YD:172:TYR:H	2.16	0.49
2:QB:21:ARG:O	2:QB:23:ARG:N	2.46	0.49
1:QA:148:G:H1	1:QA:174:C:H42	1.61	0.49
31:RH:4:ILE:HG13	31:RH:6:ARG:NE	2.28	0.49
25:RA:1209:G:O2'	25:RA:1237:A:N1	2.33	0.49
25:RA:2364:C:OP1	46:R0:55:ARG:NH1	2.46	0.49
1:QA:1356:G:H2'	1:QA:1357:A:C8	2.47	0.49
15:QO:87:ILE:HG22	15:QO:88:ARG:H	1.78	0.49
1:XA:737:A:H2'	1:XA:738:C:C6	2.47	0.49

Continued on next page...

Continued from previous page...

Atom-1	Atom-2	Interatomic distance (Å)	Clash overlap (Å)
46:R0:32:ARG:H	46:R0:35:ASN:ND2	2.11	0.49
25:YA:2344:U:OP1	52:Y6:38:LYS:HD3	2.13	0.49
6:XF:19:LEU:HD21	6:XF:59:TYR:CE1	2.47	0.49
30:RG:54:GLU:HA	30:RG:57:ALA:HB3	1.94	0.49
29:YF:185:ASP:OD1	29:YF:188:ARG:NH1	2.35	0.49
5:XE:31:LEU:HD23	5:XE:45:PHE:HD1	1.78	0.49
52:Y6:41:PRO:O	52:Y6:45:LYS:HE3	2.12	0.49
12:QL:58:VAL:O	12:QL:65:GLU:HA	2.13	0.49
6:XF:10:LEU:HD22	6:XF:61:LEU:HD11	1.94	0.49
25:YA:1427:A:H4'	25:YA:1428:C:O5'	2.12	0.49
6:XF:97:PHE:HD1	18:XR:31:LEU:HD21	1.78	0.49
19:QS:77:THR:HG22	19:QS:78:ARG:HD3	1.95	0.49
40:YU:98:LEU:O	40:YU:102:GLU:N	2.37	0.49
32:RI:133:HIS:HB2	32:RI:134:PRO:CD	2.43	0.49
25:RA:2466:C:OP1	55:R9:4:ARG:HB2	2.13	0.49
2:XB:47:THR:HA	2:XB:202:PRO:HG2	1.95	0.49
32:YI:76:THR:OG1	32:YI:139:GLN:OE1	2.31	0.49
46:Y0:53:MET:HA	46:Y0:58:THR:O	2.13	0.49
25:YA:1311:G:N2	25:YA:1603:A:H62	2.11	0.49
10:XJ:35:SER:OG	10:XJ:73:ASP:HB2	2.13	0.49
10:QJ:24:VAL:HG21	10:QJ:37:PRO:HD3	1.95	0.49
34:YO:4:PRO:O	34:YO:5:GLN:HB2	2.11	0.49
25:YA:1384:A:N3	25:YA:1405:U:H1'	2.27	0.49
1:QA:64:G:H4'	1:QA:65:U:H5'	1.95	0.49
1:QA:769:G:H4'	1:QA:1513:A:H4'	1.95	0.49
1:QA:1466:C:H2'	1:QA:1467:G:O4'	2.12	0.49
1:QA:950:U:H2'	1:QA:951:G:C8	2.48	0.49
27:YD:248:SER:OG	27:YD:252:TRP:CD1	2.57	0.48
1:XA:1129:C:H4'	1:XA:1130:A:H8	1.77	0.48
36:YQ:104:PHE:CE2	36:YQ:125:LEU:HD11	2.41	0.48
1:XA:973:G:H3'	1:XA:974:A:C5'	2.42	0.48
27:YD:61:LEU:O	27:YD:63:ARG:NH1	2.45	0.48
5:XE:10:MET:SD	5:XE:13:ILE:HD13	2.53	0.48
25:YA:1045:A:O2'	25:YA:1046:A:OP2	2.28	0.48
29:YF:176:LEU:HD21	29:YF:181:LEU:HA	1.94	0.48
1:XA:539:A:OP1	12:XL:114:LYS:NZ	2.37	0.48
23:QW:7:A:N6	23:QW:66:U:H3	2.10	0.48
44:RY:47:LYS:HG2	44:RY:60:PHE:CD1	2.48	0.48
1:QA:1159:U:C6	1:QA:1182:G:H1'	2.47	0.48
25:RA:1204:A:H1'	25:RA:1206:G:C8	2.48	0.48
1:XA:1495:U:H2'	1:XA:1496:C:C6	2.48	0.48

Continued on next page...

Continued from previous page...

Atom-1	Atom-2	Interatomic distance (Å)	Clash overlap (Å)
1:XA:950:U:H2'	1:XA:951:G:H8	1.78	0.48
1:XA:779:C:H2'	1:XA:780:A:O4'	2.13	0.48
5:XE:33:VAL:HG11	5:XE:109:ILE:HA	1.95	0.48
3:XC:79:ARG:HH12	3:XC:82:GLU:HG3	1.78	0.48
1:QA:474:G:H5'	16:QP:81:ARG:HG3	1.94	0.48
21:QU:5:ASP:O	21:QU:11:GLY:HA3	2.13	0.48
25:YA:654(A):G:H8	25:YA:654(A):G:OP2	1.96	0.48
25:RA:2037:G:H2'	25:RA:2038:G:C8	2.48	0.48
31:YH:55:PRO:HG2	31:YH:61:HIS:CE1	2.48	0.48
25:YA:2776:A:H4'	25:YA:2777:G:O5'	2.12	0.48
27:YD:35:LYS:HD3	27:YD:63:ARG:CB	2.43	0.48
25:RA:2119:A:N6	25:RA:2170:A:N7	2.61	0.48
25:RA:103:A:H8	25:RA:103:A:O5'	1.96	0.48
25:RA:1803:A:O2'	27:RD:259:THR:HG21	2.14	0.48
39:YT:107:ASP:H	39:YT:110:ILE:HG22	1.78	0.48
3:XC:134:ILE:HG23	3:XC:151:VAL:HB	1.94	0.48
34:YO:76:ALA:HB3	39:YT:75:ILE:HD12	1.95	0.48
11:XK:59:TYR:CZ	11:XK:63:LEU:HD11	2.48	0.48
15:QO:16:ALA:HB1	15:QO:21:ASP:HB3	1.94	0.48
25:YA:2227:A:H5''	27:YD:263:ARG:NH1	2.29	0.48
25:YA:2693:A:H2'	25:YA:2694:G:H8	1.78	0.48
29:RF:155:LEU:HD12	29:RF:174:VAL:HG22	1.94	0.48
25:YA:671:C:H2'	25:YA:672:C:H6	1.78	0.48
1:QA:510:A:OP2	4:QD:49:ARG:NH2	2.45	0.48
25:RA:783:A:H2'	25:RA:784:A:H4'	1.94	0.48
16:XP:26:ARG:HH21	16:XP:31:LYS:HB3	1.77	0.48
25:RA:1412:A:H2'	25:RA:1413:G:O4'	2.13	0.48
30:YG:166:ASP:HA	30:YG:169:ALA:HB3	1.95	0.48
25:YA:954:G:H5''	36:YQ:13:GLN:HB3	1.94	0.48
42:YW:51:LEU:HD23	42:YW:105:VAL:HG11	1.94	0.48
1:QA:35:G:O2'	12:QL:118:SER:O	2.31	0.48
47:Y1:41:ARG:HG3	47:Y1:41:ARG:HH11	1.78	0.48
2:QB:80:ILE:HG21	2:QB:212:GLN:HA	1.95	0.48
2:XB:73:THR:OG1	2:XB:170:GLU:OE2	2.23	0.48
1:QA:1392:G:N2	1:QA:1502:A:H8	2.05	0.48
37:RR:2:ARG:HA	37:RR:5:LYS:HE3	1.95	0.48
31:YH:137:ASP:HB3	31:YH:140:LYS:HB3	1.94	0.48
31:RH:41:MET:HG3	31:RH:54:ARG:HA	1.96	0.48
25:YA:1085:A:O2'	25:YA:1086:A:OP1	2.27	0.48
43:RX:39:ILE:O	43:RX:43:VAL:HG12	2.13	0.48
7:QG:155:ARG:NH2	7:QG:155:ARG:O	2.46	0.48

Continued on next page...

Continued from previous page...

Atom-1	Atom-2	Interatomic distance (Å)	Clash overlap (Å)
12:QL:38:THR:O	12:QL:79:GLU:HG3	2.14	0.48
25:YA:2335:A:HO2'	25:YA:2336:A:P	2.35	0.48
35:YP:135:LEU:HD13	35:YP:139:LYS:HE2	1.94	0.48
25:RA:686:G:N2	25:RA:788:A:H61	2.11	0.48
28:YE:111:ARG:HG2	37:YR:1:MET:SD	2.53	0.48
28:RE:181:LEU:HD21	39:RT:7:ILE:HG23	1.95	0.48
25:RA:1777:U:H3	25:RA:1787:A:H61	1.61	0.48
25:YA:1026:U:H1'	25:YA:1027:A:O5'	2.12	0.48
25:YA:1408:C:H2'	25:YA:1409:C:C6	2.48	0.48
25:YA:220:G:O2'	25:YA:233:A:N3	2.42	0.48
1:XA:1359:C:OP2	14:XN:35:ARG:NH1	2.46	0.48
7:QG:57:GLU:OE1	7:QG:57:GLU:N	2.41	0.48
25:YA:2641:G:P	33:YN:83:LYS:HE3	2.53	0.48
25:RA:1190:G:H5'	35:RP:32:THR:HA	1.95	0.48
35:YP:82:GLY:HA2	35:YP:113:LYS:O	2.12	0.48
47:R1:53:VAL:HB	47:R1:58:ILE:HD12	1.94	0.48
31:RH:152:ARG:HH21	31:RH:153:LYS:HZ1	1.61	0.48
3:XC:7:PRO:O	3:XC:11:ARG:HG2	2.13	0.48
10:QJ:32:ALA:HB3	10:QJ:76:ASN:HB2	1.95	0.48
1:QA:753:A:H4'	1:QA:754:C:O5'	2.12	0.48
13:QM:49:THR:HG22	13:QM:51:ALA:H	1.79	0.48
25:YA:469:G:O6	53:Y7:37:LYS:NZ	2.38	0.48
25:RA:78:A:H2'	25:RA:79:G:C8	2.48	0.48
41:YV:15:GLU:O	41:YV:18:LEU:HB2	2.14	0.48
11:XK:18:ARG:NH2	11:XK:35:PRO:O	2.45	0.48
20:XT:93:GLU:OE1	20:XT:94:ALA:N	2.46	0.48
1:QA:715:A:H2'	1:QA:716:A:C8	2.49	0.48
25:RA:626:U:H5''	25:RA:627:A:H5'	1.94	0.48
25:RA:263:C:H2'	25:RA:264:C:O4'	2.13	0.48
35:YP:46:LYS:HB3	35:YP:46:LYS:HE3	1.54	0.48
37:RR:97:VAL:HG22	37:RR:114:VAL:CG2	2.43	0.48
35:RP:58:THR:O	35:RP:61:ARG:CZ	2.61	0.48
33:RN:4:TYR:O	40:RU:64:ARG:NH1	2.46	0.48
44:RY:81:LYS:NZ	44:RY:98:VAL:HG11	2.28	0.48
25:RA:1062:G:H2'	25:RA:1063:G:C8	2.48	0.48
25:RA:372:G:H1'	25:RA:373:U:H5	1.78	0.48
39:YT:102:ILE:HB	39:YT:110:ILE:HD13	1.95	0.48
26:YB:12:C:C2'	46:Y0:73:GLY:HA3	2.43	0.48
3:XC:130:VAL:HG21	3:XC:157:ILE:HG23	1.94	0.48
25:YA:2756:U:OP2	55:Y9:19:ARG:NH2	2.46	0.48
5:XE:50:GLU:HG3	5:XE:52:PRO:HD2	1.95	0.48

Continued on next page...

Continued from previous page...

Atom-1	Atom-2	Interatomic distance (Å)	Clash overlap (Å)
5:XE:110:LEU:HD13	5:XE:118:ILE:HG21	1.94	0.48
25:RA:2563:U:H1'	25:RA:2566:A:N6	2.29	0.48
25:YA:278:A:O2'	25:YA:279:C:O4'	2.20	0.48
1:QA:1465:C:H2'	1:QA:1466:C:O4'	2.14	0.48
6:XF:35:ALA:HA	6:XF:67:MET:HB3	1.94	0.48
16:QP:43:LYS:HA	16:QP:48:TRP:HB3	1.95	0.48
25:YA:2712:U:O2'	25:YA:2712(A):A:H8	1.96	0.48
3:QC:150:LYS:HG3	3:QC:169:ALA:HB2	1.96	0.48
43:YX:63:LYS:O	43:YX:64:LYS:HD2	2.14	0.48
1:XA:170:U:H2'	1:XA:171:A:H8	1.79	0.48
35:YP:5:ASP:O	35:YP:6:LEU:O	2.31	0.48
40:YU:60:LEU:O	40:YU:60:LEU:HD22	2.14	0.48
1:XA:191(D):U:H2'	1:XA:191(E):G:C8	2.48	0.48
9:XI:9:ARG:HB2	9:XI:14:VAL:HA	1.96	0.48
35:RP:59:LEU:HA	35:RP:61:ARG:HE	1.76	0.48
25:RA:1019:U:HO2'	25:RA:1021:A:H2	1.60	0.48
25:YA:676:A:N1	25:YA:802:A:N1	2.61	0.48
13:XM:11:ARG:NH2	30:YG:146:TYR:HD2	2.08	0.48
1:XA:537:G:H5''	12:XL:113:ARG:NH1	2.29	0.48
15:XO:70:LEU:HD11	15:XO:77:ARG:HG3	1.96	0.48
7:QG:149:ARG:CD	11:QK:59:TYR:CZ	2.97	0.48
6:XF:36:ARG:CZ	6:XF:38:GLU:HG2	2.44	0.48
35:YP:52:GLU:O	35:YP:55:ARG:HG2	2.14	0.48
9:QI:17:VAL:HG11	9:QI:81:ILE:HA	1.95	0.48
25:YA:1819:A:H4'	25:YA:1820:U:O5'	2.13	0.48
2:XB:101:MET:HA	2:XB:108:ILE:HG13	1.95	0.48
25:RA:858:U:O2	25:RA:2268:A:H2'	2.13	0.48
49:R3:4:LEU:O	49:R3:36:VAL:HA	2.13	0.48
5:XE:6:PHE:CE1	5:XE:36:ASP:HB3	2.48	0.48
4:QD:100:ARG:NH2	4:QD:136:PRO:O	2.46	0.48
25:YA:2081:C:H2'	25:YA:2082:A:H8	1.79	0.48
51:Y5:41:PRO:O	51:Y5:44:THR:OG1	2.32	0.48
25:YA:468:G:N7	53:Y7:39:ARG:NH2	2.59	0.48
25:RA:643:A:N1	25:RA:2369:A:O2'	2.45	0.48
11:QK:48:ILE:HD11	11:QK:64:ALA:HA	1.95	0.48
25:RA:297:C:H2'	25:RA:298:G:O4'	2.13	0.48
12:XL:47:LYS:HB3	12:XL:48:PRO:HD2	1.96	0.48
30:RG:81:LYS:O	30:RG:82:LEU:HB2	2.12	0.48
40:YU:90:VAL:HG22	41:YV:39:LEU:HB3	1.96	0.48
35:YP:14:LYS:O	35:YP:16:ARG:HG2	2.13	0.48
25:YA:1045:A:C5	25:YA:1111:A:N7	2.81	0.48

Continued on next page...

Continued from previous page...

Atom-1	Atom-2	Interatomic distance (Å)	Clash overlap (Å)
52:Y6:27:LYS:HB2	52:Y6:27:LYS:NZ	2.28	0.48
25:RA:2734:A:H5'	25:RA:2735:G:OP2	2.14	0.48
1:XA:411:A:N9	1:XA:413:G:H1'	2.28	0.48
25:YA:1220:A:OP2	40:YU:19:LYS:NZ	2.33	0.48
25:YA:874:G:H4'	45:YZ:118:GLN:OE1	2.13	0.48
25:RA:223:A:N1	25:RA:407:G:O2'	2.42	0.48
29:RF:178:PRO:HB2	29:RF:201:VAL:HG11	1.94	0.48
38:RS:64:GLU:O	38:RS:68:GLN:HG3	2.14	0.48
11:QK:54:ARG:NH1	23:QW:39:U:O2'	2.41	0.48
1:QA:238:G:OP1	17:QQ:25:ARG:NH2	2.46	0.48
40:YU:97:ASP:OD2	40:YU:101:ARG:NH1	2.46	0.48
35:RP:36:LYS:HB3	35:RP:40:SER:HB3	1.95	0.48
20:QT:12:ALA:O	20:QT:15:ARG:HB2	2.14	0.48
37:RR:33:ARG:NH1	51:R5:57:VAL:HG21	2.29	0.48
25:YA:1537:C:H2'	25:YA:1538:G:C8	2.48	0.48
2:QB:163:PHE:HD1	2:QB:185:ILE:HG13	1.78	0.48
30:RG:82:LEU:HD21	30:RG:88:ILE:HG13	1.96	0.48
29:RF:197:ASP:N	29:RF:197:ASP:OD1	2.46	0.48
38:YS:58:LEU:HD12	38:YS:68:GLN:OE1	2.14	0.48
25:YA:1508:A:O2'	25:YA:1509:C:O4'	2.25	0.48
27:YD:35:LYS:HZ1	27:YD:104:TYR:HB2	1.79	0.48
25:YA:270(T):G:OP1	47:Y1:97:LEU:HD13	2.13	0.48
31:RH:86:GLU:OE1	31:RH:86:GLU:N	2.43	0.48
27:RD:25:THR:O	27:RD:27:THR:HG22	2.14	0.48
44:RY:51:VAL:O	44:RY:56:PRO:HA	2.14	0.48
41:YV:76:LYS:HB2	41:YV:81:TYR:HB3	1.95	0.48
25:YA:28:A:H61	25:YA:512:G:H1'	1.78	0.48
1:QA:1310:G:OP2	13:QM:88:ARG:NH2	2.46	0.48
1:QA:745:C:OP1	1:QA:851:G:O2'	2.31	0.48
25:YA:1287:A:N7	37:YR:107:ASP:HB2	2.28	0.48
25:RA:2186:G:H2'	25:RA:2187:G:H8	1.79	0.48
25:YA:1101:U:H2'	25:YA:1102:C:C6	2.49	0.48
1:QA:877:C:H5''	8:QH:88:LYS:HD3	1.95	0.48
25:YA:207:A:H2'	25:YA:208:C:O4'	2.14	0.48
4:QD:106:TYR:HE1	4:QD:112:VAL:O	1.97	0.48
16:XP:22:THR:HA	16:XP:33:ILE:HG12	1.96	0.48
25:RA:340:A:H2'	25:RA:341:G:O4'	2.13	0.48
29:RF:102:PRO:HB2	29:RF:105:VAL:HG23	1.95	0.48
9:QI:40:LEU:O	9:QI:42:ARG:N	2.46	0.48
27:YD:254:THR:O	27:YD:254:THR:OG1	2.30	0.48
42:YW:67:ASP:OD1	42:YW:67:ASP:N	2.46	0.48

Continued on next page...

Continued from previous page...

Atom-1	Atom-2	Interatomic distance (Å)	Clash overlap (Å)
44:YY:44:ILE:HG13	44:YY:45:VAL:N	2.28	0.48
1:XA:662:G:H2'	1:XA:663:A:C8	2.48	0.48
25:YA:2212:A:H1'	25:YA:2215:G:C5	2.48	0.48
19:XS:39:THR:HG22	19:XS:40:ILE:H	1.78	0.48
13:QM:57:ARG:HH11	13:QM:57:ARG:HB2	1.79	0.48
25:RA:2344:U:OP1	52:R6:38:LYS:HD3	2.13	0.48
52:R6:18:ARG:HB2	52:R6:44:ARG:HH12	1.77	0.48
9:XI:114:TYR:CD1	9:XI:114:TYR:N	2.81	0.48
38:YS:74:ALA:HB1	38:YS:107:GLU:HB3	1.96	0.48
20:XT:98:PRO:O	20:XT:100:ILE:N	2.46	0.48
50:R4:23:GLU:HG3	50:R4:25:TYR:CE2	2.49	0.48
1:QA:1124:G:H3'	1:QA:1145:C:N4	2.29	0.48
1:XA:390:C:O3'	16:XP:28:ARG:NH2	2.46	0.48
7:QG:113:GLU:HG3	7:QG:119:ARG:HG2	1.94	0.48
2:XB:204:ASN:ND2	2:XB:206:ASP:H	2.12	0.48
1:XA:1502:A:H2'	1:XA:1504:G:N7	2.29	0.48
1:XA:143:A:H2	1:XA:220:G:H1	1.62	0.48
1:XA:1157:A:H1'	1:XA:1158:C:C4	2.49	0.48
1:QA:703:G:H4'	1:QA:704:A:O5'	2.14	0.48
1:XA:1060:C:C5	3:XC:2:GLY:HA2	2.49	0.48
1:XA:164:U:H2'	1:XA:165:C:C6	2.49	0.48
22:QV:15:C:H5''	22:QV:16:C:H5	1.79	0.48
33:RN:7:LYS:HD2	33:RN:7:LYS:H	1.79	0.48
26:RB:13:A:N1	26:RB:69:G:O2'	2.36	0.48
54:R8:51:ALA:N	54:R8:53:PRO:HD2	2.29	0.48
1:QA:1032(A):G:H2'	1:QA:1032(B):G:C8	2.49	0.48
40:YU:92:ARG:CZ	41:YV:11:GLN:H	2.26	0.48
32:RI:13:GLY:HA3	32:RI:17:GLN:CD	2.33	0.48
19:QS:26:GLY:O	19:QS:28:LYS:N	2.41	0.48
1:QA:134:A:H61	16:QP:25:ARG:NH1	2.12	0.48
45:RZ:52:SER:O	45:RZ:54:HIS:N	2.46	0.48
44:YY:35:TYR:CD2	44:YY:69:ALA:HB3	2.49	0.48
45:RZ:91:LEU:CD1	45:RZ:96:VAL:HG21	2.43	0.48
1:QA:757:U:H2'	1:QA:758:G:O4'	2.13	0.48
23:QW:30:G:H2'	23:QW:31:A:H8	1.77	0.48
25:YA:2780:G:OP2	33:YN:118:LYS:HE2	2.14	0.48
1:QA:692:U:N3	1:QA:695:A:OP2	2.39	0.48
25:YA:2146:C:H4'	25:YA:2147:G:C8	2.49	0.48
29:RF:183:VAL:O	29:RF:187:VAL:HG23	2.13	0.48
25:RA:898:C:H2'	25:RA:899:A:H5'	1.95	0.48
25:RA:709:U:H3	25:RA:722:A:H61	1.60	0.48

Continued on next page...

Continued from previous page...

Atom-1	Atom-2	Interatomic distance (Å)	Clash overlap (Å)
12:QL:17:LYS:HG2	12:QL:19:ARG:HG2	1.94	0.48
25:YA:817:C:H2'	25:YA:818:G:O4'	2.14	0.48
25:YA:450:G:O6	25:YA:453:C:OP1	2.32	0.48
12:XL:27:LEU:O	12:XL:29:GLY:N	2.46	0.48
25:YA:270(F):U:H2'	25:YA:270(G):C:C6	2.49	0.48
19:QS:68:GLY:O	50:R4:68:ARG:HD3	2.14	0.47
35:RP:61:ARG:CD	54:R8:13:ARG:HD2	2.44	0.47
19:XS:4:SER:N	50:Y4:67:TYR:CE2	2.82	0.47
32:YI:69:LYS:HG3	32:YI:136:VAL:HB	1.96	0.47
39:RT:41:ARG:CB	39:RT:41:ARG:HH11	2.27	0.47
33:YN:134:ARG:N	33:YN:135:PRO:HD3	2.29	0.47
31:RH:154:PRO:HD3	31:RH:162:ILE:H	1.77	0.47
35:YP:98:GLU:HA	35:YP:101:VAL:HB	1.96	0.47
25:YA:1910:G:H1	25:YA:1920:C:H42	1.62	0.47
27:YD:28:GLU:HB2	27:YD:29:PRO:CD	2.44	0.47
41:YV:44:LYS:O	41:YV:46:VAL:HG12	2.13	0.47
25:YA:2291:U:H2'	25:YA:2292:C:C6	2.48	0.47
25:RA:2331:G:O2'	46:R0:43:THR:HG22	2.14	0.47
10:QJ:78:ASN:O	10:QJ:82:ILE:HG12	2.14	0.47
43:RX:83:VAL:HG11	43:RX:87:GLN:HB2	1.96	0.47
25:YA:2777:G:OP2	25:YA:2781:A:O2'	2.20	0.47
25:RA:2050:C:N4	25:RA:2051:A:N1	2.62	0.47
26:RB:104:A:H2'	26:RB:105:G:O4'	2.14	0.47
29:RF:167:ALA:HB1	29:RF:173:VAL:HG11	1.95	0.47
25:RA:724:U:H2'	25:RA:725:G:O4'	2.13	0.47
38:YS:65:VAL:O	38:YS:69:VAL:HG12	2.14	0.47
5:QE:69:VAL:O	5:QE:71:LEU:N	2.47	0.47
1:XA:509:A:H2'	1:XA:510:A:C8	2.49	0.47
29:YF:36:VAL:HG11	29:YF:183:VAL:HG11	1.95	0.47
25:RA:870:A:OP1	36:RQ:6:ARG:NE	2.47	0.47
25:YA:1053:C:H42	25:YA:1106:G:H1	1.60	0.47
25:RA:2283:C:H2'	25:RA:2284:C:O4'	2.13	0.47
25:YA:1357:U:H2'	25:YA:1358:G:O4'	2.13	0.47
25:YA:729:G:C6	27:YD:208:LYS:HB2	2.49	0.47
25:RA:848:G:H2'	25:RA:849:A:C8	2.49	0.47
32:RI:49:ALA:O	32:RI:52:ARG:HG2	2.14	0.47
26:RB:43:C:H5'	50:R4:1:MET:HA	1.95	0.47
1:QA:1391:U:H2'	1:QA:1392:G:C8	2.48	0.47
25:YA:1013:C:N4	25:YA:1149:G:H1	2.11	0.47
2:QB:85:ALA:HB3	2:QB:92:TYR:HD2	1.79	0.47
25:YA:1103:A:H5'	25:YA:1104:C:H5	1.79	0.47

Continued on next page...

Continued from previous page...

Atom-1	Atom-2	Interatomic distance (Å)	Clash overlap (Å)
31:YH:6:ARG:HA	31:YH:66:GLY:HA2	1.95	0.47
3:XC:70:VAL:HG12	3:XC:72:LYS:H	1.79	0.47
48:R2:41:ILE:HD11	48:R2:44:LEU:HD12	1.96	0.47
25:YA:99:U:H1'	25:YA:101:G:OP2	2.14	0.47
25:YA:807:U:H2'	25:YA:808:G:H8	1.78	0.47
25:RA:297:C:H5''	44:RY:85:VAL:HG21	1.95	0.47
23:QW:38:A:H2'	23:QW:39:U:H5'	1.96	0.47
30:RG:145:THR:O	30:RG:147:ASP:N	2.47	0.47
25:YA:593:G:O4'	54:Y8:4:MET:HE1	2.13	0.47
1:QA:143:A:H2	1:QA:220:G:H1	1.62	0.47
10:XJ:38:ILE:HD11	10:XJ:71:LEU:HD23	1.96	0.47
1:XA:405:U:O4	4:XD:2:GLY:N	2.47	0.47
22:XV:5:G:H1	22:XV:67:C:H42	1.62	0.47
5:XE:8:GLU:OE2	5:XE:63:ARG:NH2	2.46	0.47
2:QB:97:TRP:CH2	2:QB:173:ALA:HA	2.49	0.47
8:XH:49:GLU:HG2	8:XH:62:TYR:HE2	1.78	0.47
32:RI:128:LEU:HD13	32:RI:128:LEU:HA	1.56	0.47
20:QT:75:ASN:OD1	20:QT:75:ASN:N	2.40	0.47
18:XR:36:ASN:ND2	18:XR:36:ASN:O	2.41	0.47
25:YA:2511:U:O4	25:YA:2575:C:N3	2.46	0.47
35:RP:127:ALA:HB3	35:RP:130:PHE:CZ	2.49	0.47
47:R1:91:LYS:O	47:R1:94:LEU:N	2.36	0.47
47:Y1:91:LYS:HB3	47:Y1:92:LYS:H	1.44	0.47
1:XA:539:A:OP2	12:XL:115:LYS:HE3	2.13	0.47
55:R9:27:CYS:SG	55:R9:32:HIS:HB2	2.55	0.47
25:RA:1754:C:P	39:RT:96:ARG:HH12	2.37	0.47
1:XA:1308:U:H2'	1:XA:1309:G:H8	1.77	0.47
2:XB:84:GLU:OE1	2:XB:87:ARG:NH2	2.43	0.47
2:QB:70:PHE:O	2:QB:93:VAL:N	2.48	0.47
25:YA:72:U:N3	48:Y2:62:THR:HG22	2.30	0.47
4:QD:12:CYS:HA	4:QD:19:LEU:CD2	2.45	0.47
9:XI:121:ARG:NH1	9:XI:122:ALA:O	2.47	0.47
25:RA:2328:A:H2'	25:RA:2329:G:C8	2.49	0.47
36:RQ:136:ALA:C	36:RQ:138:ASP:H	2.18	0.47
1:QA:784:C:H4'	25:RA:1837:C:OP1	2.14	0.47
4:XD:15:GLU:HG2	4:XD:63:LYS:HB2	1.97	0.47
39:RT:64:ARG:HD2	39:RT:73:GLU:OE1	2.14	0.47
20:QT:30:LYS:O	20:QT:33:ILE:HB	2.14	0.47
25:RA:99:U:H4'	25:RA:101:G:O5'	2.14	0.47
3:XC:81:GLY:O	3:XC:85:ARG:HB2	2.14	0.47
6:QF:41:GLU:HB2	6:QF:62:TRP:CE3	2.50	0.47

Continued on next page...

Continued from previous page...

Atom-1	Atom-2	Interatomic distance (Å)	Clash overlap (Å)
36:YQ:21:THR:HB	36:YQ:22:LYS:H	1.40	0.47
6:XF:69:GLU:O	6:XF:72:VAL:HG12	2.14	0.47
17:QQ:100:LYS:O	17:QQ:101:ARG:NE	2.47	0.47
12:QL:102:ARG:HB3	12:QL:102:ARG:HE	1.39	0.47
25:YA:2590:A:OP2	27:YD:238:GLY:HA2	2.15	0.47
3:XC:34:LEU:HD23	3:XC:38:ARG:HG3	1.95	0.47
25:YA:2210:G:H5'	25:YA:2211:G:C5	2.49	0.47
18:XR:66:LEU:O	18:XR:70:ILE:HG13	2.14	0.47
28:RE:21:VAL:CG2	28:RE:22:PRO:N	2.74	0.47
51:R5:56:LYS:HB2	51:R5:58:LEU:HG	1.96	0.47
1:XA:963:G:H21	10:XJ:55:LYS:CE	2.27	0.47
32:RI:55:ALA:HA	32:RI:58:LEU:HB2	1.94	0.47
29:RF:6:VAL:CG1	29:RF:24:LEU:HD23	2.43	0.47
3:XC:22:TRP:CD1	3:XC:59:ARG:HD2	2.49	0.47
25:YA:242:G:H4'	25:YA:243:U:O5'	2.14	0.47
27:YD:71:ASP:HB2	27:YD:103:ARG:NH2	2.27	0.47
1:QA:1226:C:H2'	13:QM:103:THR:HB	1.95	0.47
30:RG:3:LEU:HD11	50:R4:25:TYR:CE1	2.48	0.47
25:YA:2789:C:H1'	25:YA:2892:A:C2	2.46	0.47
22:QV:53:G:HO2'	22:QV:54:U:H5	1.62	0.47
9:XI:126:SER:O	9:XI:128:ARG:N	2.43	0.47
1:XA:627:G:H2'	1:XA:628:G:C8	2.50	0.47
25:YA:764:A:H5'	27:YD:210:GLY:HA2	1.95	0.47
1:QA:1213:A:N1	1:QA:1215:G:H1'	2.30	0.47
22:XV:15:C:H5''	22:XV:16:C:H5	1.79	0.47
3:XC:79:ARG:NH1	3:XC:82:GLU:HG3	2.29	0.47
1:XA:532:A:H2	1:XA:1206:G:H21	1.63	0.47
25:RA:205:G:H1'	25:RA:206:U:OP2	2.14	0.47
25:RA:1952:A:C2	34:RO:22:ILE:HG23	2.50	0.47
25:RA:1028:A:N6	25:RA:1125:G:H2'	2.29	0.47
1:QA:321:A:N6	1:QA:329:A:OP2	2.48	0.47
40:RU:97:ASP:OD2	40:RU:101:ARG:NH1	2.48	0.47
1:XA:695:A:H61	1:XA:797:C:H1'	1.78	0.47
25:RA:1794:U:H2'	25:RA:1795:C:C6	2.49	0.47
48:Y2:59:ARG:O	48:Y2:63:VAL:HG23	2.15	0.47
25:RA:611:C:H2'	25:RA:612:G:H8	1.80	0.47
35:YP:144:GLU:N	35:YP:144:GLU:OE1	2.40	0.47
17:QQ:76:LEU:HD21	17:QQ:79:SER:HB2	1.97	0.47
4:QD:26:CYS:HA	4:QD:31:CYS:HA	1.96	0.47
54:Y8:36:LYS:HB3	54:Y8:40:GLU:HG2	1.95	0.47
25:YA:740:U:H5''	25:YA:1784:A:H3'	1.95	0.47

Continued on next page...

Continued from previous page...

Atom-1	Atom-2	Interatomic distance (Å)	Clash overlap (Å)
31:YH:153:LYS:HB3	31:YH:154:PRO:HD3	1.96	0.47
25:RA:2058:A:C2	56:Z7:1:T17:O48	2.66	0.47
2:QB:211:ILE:O	2:QB:215:LEU:HB2	2.14	0.47
28:RE:37:ARG:HA	28:RE:37:ARG:NE	2.29	0.47
2:QB:25:ASN:O	2:QB:27:LYS:N	2.47	0.47
14:QN:41:ARG:CZ	14:QN:42:ILE:HD11	2.44	0.47
1:QA:1321:C:H5''	1:QA:1322:C:H5''	1.97	0.47
1:QA:1443:G:H5'	1:QA:1446:A:OP2	2.15	0.47
36:RQ:63:LYS:HG2	36:RQ:65:PHE:CE1	2.50	0.47
42:YW:110:LYS:HG3	42:YW:111:HIS:H	1.80	0.47
12:QL:51:ALA:HB3	12:QL:53:ARG:HE	1.80	0.47
20:XT:35:THR:O	20:XT:39:LYS:HG3	2.14	0.47
25:RA:686:G:H8	53:R7:6:GLN:O	1.97	0.47
25:YA:2154:G:H2'	25:YA:2155:G:C8	2.48	0.47
1:QA:1513:A:H2'	1:QA:1514:C:C6	2.50	0.47
22:QV:16:C:N4	22:QV:17:U:O4	2.48	0.47
25:RA:2327:A:H2'	25:RA:2328:A:C8	2.49	0.47
25:RA:581:C:H2'	25:RA:582:G:H8	1.78	0.47
25:RA:662:G:H5'	35:RP:15:ARG:HA	1.95	0.47
44:RY:21:LYS:HG3	44:RY:22:GLY:N	2.30	0.47
25:RA:2823:A:OP1	28:RE:113:PHE:HB2	2.15	0.47
1:XA:619:U:H3	4:XD:135:LEU:HD23	1.80	0.47
1:QA:377:G:H1	1:QA:386:C:H42	1.61	0.47
15:XO:66:LEU:HA	15:XO:66:LEU:HD12	1.67	0.47
25:YA:2287:A:N6	25:YA:2344:U:C2	2.83	0.47
45:YZ:182:LYS:CG	45:YZ:183:LEU:HA	2.44	0.47
10:QJ:61:GLU:HG3	14:QN:58:LYS:HZ1	1.79	0.47
1:XA:1305:G:H1'	1:XA:1332:A:N6	2.29	0.47
32:RI:98:ALA:HA	32:RI:109:ILE:HD11	1.97	0.47
25:YA:498:G:H1'	44:YY:47:LYS:HZ3	1.79	0.47
13:XM:53:VAL:HG12	13:XM:57:ARG:NH1	2.27	0.47
47:Y1:53:VAL:HG22	47:Y1:74:VAL:HG13	1.96	0.47
25:RA:2747:G:N2	25:RA:2757:A:H62	2.11	0.47
25:RA:1407:C:H42	25:RA:1595:G:H1	1.62	0.47
9:QI:28:VAL:HG22	9:QI:63:ILE:HB	1.95	0.47
39:YT:11:GLU:N	39:YT:11:GLU:OE1	2.43	0.47
25:YA:137(A):G:H1'	43:YX:41:ASN:HD22	1.76	0.47
25:YA:2732:G:H3'	25:YA:2733:A:O4'	2.14	0.47
2:XB:93:VAL:HG11	2:XB:97:TRP:CD1	2.50	0.47
12:QL:27:LEU:O	12:QL:29:GLY:N	2.47	0.47
9:XI:4:TYR:CZ	9:XI:88:TYR:HB2	2.49	0.47

Continued on next page...

Continued from previous page...

Atom-1	Atom-2	Interatomic distance (Å)	Clash overlap (Å)
25:YA:479:A:N3	25:YA:481:G:H5''	2.30	0.47
1:QA:1414:U:H2'	1:QA:1415:G:H8	1.80	0.47
1:XA:1237:C:O2'	1:XA:1300:G:N2	2.44	0.47
29:YF:164:ARG:HG3	29:YF:175:THR:OG1	2.15	0.47
25:RA:706:A:H2'	25:RA:707:G:O4'	2.14	0.47
25:RA:1667:G:O2'	25:RA:1991:U:O4	2.32	0.47
25:YA:2182:G:H2'	25:YA:2183:C:C6	2.50	0.47
44:YY:73:ARG:HB3	44:YY:73:ARG:HE	1.47	0.47
42:RW:63:ASP:OD1	42:RW:63:ASP:N	2.48	0.47
1:XA:1469:G:H2'	1:XA:1470:G:C8	2.50	0.47
46:Y0:19:LYS:HA	46:Y0:19:LYS:HD3	1.66	0.47
10:XJ:47:PHE:HB3	14:YN:34:TYR:CE2	2.50	0.47
12:XL:24:VAL:HG12	12:XL:24:VAL:O	2.14	0.47
26:YB:37:C:N3	26:YB:48:A:O2'	2.41	0.47
19:QS:67:VAL:N	50:R4:59:PHE:HZ	2.08	0.47
4:QD:30:LYS:N	4:QD:30:LYS:CD	2.77	0.47
19:XS:68:GLY:CA	50:Y4:59:PHE:CE1	2.86	0.47
25:RA:576:U:OP1	25:RA:2503:A:OP1	2.33	0.47
37:RR:1:MET:HB3	37:RR:2:ARG:H	1.35	0.47
30:YG:113:ARG:HG2	50:Y4:34:GLU:OE2	2.14	0.47
23:XW:39:U:H4'	23:XW:39:U:OP1	2.14	0.47
1:QA:713:G:H2'	1:QA:714:G:C8	2.49	0.47
9:XI:114:TYR:HD2	10:XJ:60:ARG:HB2	1.79	0.47
1:XA:244:U:H4'	1:XA:245:C:O5'	2.14	0.47
29:YF:182:ASN:HD21	29:YF:185:ASP:CG	2.14	0.47
1:QA:265:G:H2'	1:QA:266:G:H5''	1.97	0.47
25:YA:372:G:H1'	25:YA:373:U:H5	1.80	0.47
31:RH:152:ARG:HG3	31:RH:153:LYS:CD	2.44	0.47
25:YA:2308:G:N1	25:YA:2311:A:C2	2.61	0.47
25:YA:2867:G:O2'	25:YA:2868:A:P	2.73	0.47
1:XA:28:G:H1	1:XA:555:C:H42	1.61	0.47
45:RZ:141:VAL:HA	45:RZ:144:LEU:HD23	1.96	0.47
1:QA:1128:C:C4'	9:QI:16:ARG:HH22	2.28	0.47
25:RA:2849:U:H4'	25:RA:2868:A:C2	2.50	0.47
25:YA:2372:G:O2'	52:Y6:46:HIS:NE2	2.27	0.47
39:RT:123:GLN:O	39:RT:125:ARG:N	2.48	0.47
1:XA:1308:U:H2'	1:XA:1309:G:C8	2.49	0.47
30:YG:28:VAL:O	30:YG:31:VAL:HG13	2.14	0.47
29:YF:129:PHE:HA	29:YF:142:TRP:NE1	2.29	0.47
22:QV:21:A:N6	22:QV:46:G:H2'	2.30	0.47
1:QA:1126:U:H1'	1:QA:1280:A:C5	2.49	0.47

Continued on next page...

Continued from previous page...

Atom-1	Atom-2	Interatomic distance (Å)	Clash overlap (Å)
33:YN:30:ILE:HG22	33:YN:34:LEU:HD22	1.96	0.47
32:RI:88:ILE:HG12	32:RI:122:GLU:H	1.80	0.47
6:QF:61:LEU:HB3	6:QF:63:TYR:HE1	1.80	0.47
30:YG:34:LEU:HD22	30:YG:35:GLU:N	2.30	0.47
13:QM:78:ILE:HG23	13:QM:92:HIS:ND1	2.29	0.47
1:QA:273:A:H1'	17:QQ:16:GLN:OE1	2.15	0.47
11:XK:48:ILE:HG13	11:XK:63:LEU:HB2	1.97	0.47
12:QL:17:LYS:HG3	12:QL:18:VAL:N	2.30	0.47
27:YD:237:GLU:O	27:YD:239:ARG:N	2.47	0.47
25:YA:1454:U:H5'	37:YR:63:ARG:HE	1.79	0.47
25:RA:2512:C:H2'	25:RA:2513:G:O4'	2.14	0.47
25:RA:2086:U:H2'	25:RA:2087:G:C8	2.49	0.47
25:YA:26:G:H1'	25:YA:515:A:H61	1.79	0.47
28:RE:73:GLU:HG3	28:RE:74:PRO:HD2	1.95	0.47
1:XA:377:G:P	16:XP:5:ARG:HH11	2.37	0.47
1:QA:1084:G:H5'	1:QA:1102:A:OP2	2.14	0.47
25:RA:740:U:H2'	25:RA:741:G:C8	2.50	0.47
25:RA:2698:U:H2'	25:RA:2699:C:C6	2.49	0.47
25:RA:764:A:H5'	27:RD:210:GLY:HA2	1.95	0.47
1:XA:327:A:O2'	1:XA:328:C:O4'	2.29	0.47
1:XA:345:C:H4'	1:XA:346:G:O5'	2.15	0.47
2:XB:18:GLY:H	2:XB:42:ILE:HG22	1.80	0.47
25:YA:896:A:H61	45:YZ:112:ARG:NH1	2.12	0.47
12:XL:46:LYS:CG	12:XL:47:LYS:H	2.27	0.47
25:YA:587:C:N3	35:YP:33:ARG:NH1	2.62	0.47
35:YP:19:VAL:HG13	35:YP:21:ARG:N	2.20	0.47
25:RA:1142(A):A:H4'	33:RN:25:ARG:HH22	1.80	0.47
44:RY:76:CYS:HB2	44:RY:101:LYS:HG3	1.96	0.47
23:XW:21:A:N6	23:XW:46:G:N3	2.63	0.47
28:RE:95:ILE:H	28:RE:95:ILE:HD12	1.80	0.47
25:YA:443:A:N7	29:YF:45:ARG:HD2	2.30	0.47
17:XQ:67:LYS:O	17:XQ:68:ARG:HB3	2.15	0.47
1:QA:1301:U:O2	1:QA:1301:U:H2'	2.13	0.47
29:RF:62:ARG:HB3	29:RF:62:ARG:CZ	2.45	0.47
31:YH:4:ILE:HB	31:YH:6:ARG:CG	2.43	0.47
31:YH:4:ILE:HG13	31:YH:6:ARG:CZ	2.44	0.47
25:RA:1292:U:H2'	25:RA:1293:C:C6	2.50	0.47
25:RA:2116:G:H1	25:RA:2162:G:P	2.38	0.47
25:RA:2689:U:H4'	25:RA:2690:C:O5'	2.13	0.47
36:YQ:81:VAL:O	36:YQ:82:ARG:NE	2.48	0.47
1:QA:690:G:H22	11:QK:55:LYS:HZ2	1.62	0.47

Continued on next page...

Continued from previous page...

Atom-1	Atom-2	Interatomic distance (Å)	Clash overlap (Å)
25:YA:1316:U:H2'	25:YA:1317:A:H8	1.79	0.47
25:RA:2779:U:O2'	25:RA:2781:A:C5	2.66	0.47
29:RF:133:ASN:HA	29:RF:162:LEU:HD22	1.96	0.47
1:QA:34:C:H2'	1:QA:35:G:C8	2.50	0.47
25:RA:628:G:O2'	25:RA:651:G:O2'	2.17	0.47
31:YH:122:THR:HG22	31:YH:134:SER:HB2	1.96	0.47
25:RA:2150:U:H2'	25:RA:2151:G:C8	2.50	0.47
1:QA:1515:C:H2'	1:QA:1516:G:C8	2.50	0.47
31:RH:27:LYS:HA	31:RH:32:GLU:HA	1.96	0.47
2:QB:8:LYS:HD3	2:QB:8:LYS:H	1.79	0.47
25:RA:1348:G:H2'	25:RA:1349:A:H5''	1.97	0.47
1:QA:736:C:H2'	1:QA:737:A:C8	2.49	0.47
1:XA:900:A:H2'	1:XA:901:A:C8	2.49	0.47
25:RA:389:G:N1	35:RP:70:GLN:HB3	2.30	0.47
7:QG:99:LEU:HD22	7:QG:103:TRP:CZ2	2.49	0.47
30:YG:114:ILE:HD13	30:YG:140:ILE:HG21	1.96	0.47
25:YA:1360:A:C6	25:YA:1372:U:C4	3.03	0.47
1:QA:1200:C:H4'	1:QA:1201:A:H5'	1.96	0.47
29:YF:9:ILE:HG23	29:YF:20:LEU:O	2.15	0.47
38:YS:52:SER:HB2	38:YS:55:ALA:H	1.80	0.47
26:RB:8:U:O3'	38:RS:25:ARG:NH2	2.47	0.47
1:QA:1443:G:N2	39:RT:119:LYS:HB2	2.30	0.47
25:RA:2735:G:H2'	25:RA:2736:G:C8	2.48	0.47
9:XI:128:ARG:NH1	22:XV:33:U:OP2	2.28	0.47
23:XW:16:U:C5	23:XW:18:G:H3'	2.50	0.47
43:RX:49:VAL:HG13	43:RX:83:VAL:HG13	1.96	0.47
38:RS:56:LEU:O	38:RS:58:LEU:N	2.48	0.47
25:YA:1697:G:H5''	25:YA:1698:A:H3'	1.96	0.47
23:QW:30:G:H2'	23:QW:31:A:C8	2.49	0.47
25:RA:709:U:H2'	25:RA:710:G:C8	2.50	0.47
25:RA:389:G:H1	35:RP:70:GLN:HB3	1.79	0.47
7:QG:18:TYR:HD2	7:QG:59:LEU:HD22	1.79	0.47
47:R1:76:ARG:H	47:R1:76:ARG:HD2	1.80	0.47
19:QS:15:LEU:H	19:QS:15:LEU:HD23	1.79	0.47
17:XQ:63:ARG:HG2	17:XQ:64:PRO:HD2	1.97	0.47
41:RV:24:LYS:HG3	41:RV:92:THR:HG23	1.97	0.47
25:YA:577:G:O2'	25:YA:1254:A:OP1	2.29	0.47
1:QA:671:G:H1	1:QA:735:C:H42	1.62	0.47
25:RA:2610:C:H4'	25:RA:2611:U:OP2	2.14	0.47
25:RA:1359:A:C6	25:RA:1373:A:C5	3.03	0.47
35:YP:29:LYS:HD2	35:YP:30:THR:HG23	1.97	0.47

Continued on next page...

Continued from previous page...

Atom-1	Atom-2	Interatomic distance (Å)	Clash overlap (Å)
5:QE:9:LYS:HB3	5:QE:112:LEU:HD11	1.97	0.47
1:QA:962:C:H42	1:QA:974:A:H61	1.62	0.47
32:RI:9:LEU:O	32:RI:10:GLU:HG3	2.15	0.47
32:YI:144:VAL:HG22	32:YI:145:VAL:H	1.80	0.47
51:R5:52:TYR:O	51:R5:53:ALA:HB3	2.14	0.47
50:Y4:38:LYS:HD3	50:Y4:42:PHE:HE1	1.80	0.47
25:RA:2867:G:O2'	25:RA:2868:A:P	2.73	0.47
1:XA:1126:U:H1'	1:XA:1280:A:C5	2.50	0.47
25:YA:270(R):G:H2'	25:YA:270(S):G:C8	2.50	0.47
30:YG:11:TYR:HA	30:YG:15:VAL:HB	1.95	0.47
25:RA:2645:G:C3'	25:RA:2646:C:H5'	2.45	0.47
27:RD:211:ARG:HD2	27:RD:214:TRP:CZ3	2.50	0.47
25:RA:2378:A:O5'	25:RA:2378:A:H8	1.99	0.47
28:YE:150:VAL:HG13	28:YE:154:LYS:HG3	1.96	0.47
27:YD:17:THR:CG2	27:YD:205:VAL:H	2.28	0.47
25:YA:1472:A:H2'	25:YA:1473:G:O4'	2.15	0.47
25:RA:117:G:OP2	25:RA:119:A:O2'	2.22	0.47
25:YA:2401:U:H2'	25:YA:2402:C:H5''	1.97	0.47
1:XA:210:U:O2'	1:XA:216:G:N7	2.45	0.47
38:RS:48:LEU:HD23	38:RS:82:ILE:HD11	1.96	0.47
25:YA:2243:U:H2'	25:YA:2244:U:C6	2.50	0.47
27:RD:118:VAL:HG22	27:RD:119:ALA:N	2.29	0.47
1:XA:1159:U:O2'	1:XA:1160:G:N7	2.44	0.47
1:QA:452:A:O2'	1:QA:453:A:O4'	2.30	0.47
19:QS:35:SER:O	19:QS:71:LEU:HD12	2.15	0.47
28:YE:116:VAL:HG11	28:YE:138:PRO:HB3	1.97	0.47
25:RA:2387:U:O2'	46:R0:19:LYS:NZ	2.48	0.47
2:QB:32:ILE:HD13	2:QB:40:HIS:HB3	1.95	0.47
19:XS:41:VAL:HA	19:XS:44:MET:HG3	1.97	0.46
12:XL:47:LYS:CB	12:XL:48:PRO:CD	2.92	0.46
27:RD:43:ARG:HH11	27:RD:44:ASN:CG	2.16	0.46
1:QA:953:G:C5'	1:QA:965:A:H61	2.27	0.46
25:RA:2562:U:O2'	34:RO:23:ARG:NH1	2.44	0.46
44:YY:87:LYS:HD3	44:YY:92:ASN:HB3	1.98	0.46
2:XB:201:ILE:HG21	2:XB:214:ILE:HG21	1.95	0.46
35:YP:88:LEU:HB2	35:YP:91:PHE:HE1	1.80	0.46
54:R8:29:LYS:HD3	54:R8:44:LYS:CB	2.45	0.46
3:XC:14:ILE:HG12	3:XC:15:THR:N	2.30	0.46
5:XE:89:ILE:HG12	5:XE:91:LEU:HD13	1.97	0.46
29:YF:108:LYS:NZ	29:YF:108:LYS:HB3	2.31	0.46
27:RD:12:SER:O	27:RD:16:MET:HB2	2.14	0.46

Continued on next page...

Continued from previous page...

Atom-1	Atom-2	Interatomic distance (Å)	Clash overlap (Å)
26:RB:16:G:H1	26:RB:68:C:N4	2.13	0.46
39:RT:20:PRO:HD2	39:RT:86:ILE:HG23	1.97	0.46
35:RP:83:VAL:HG12	35:RP:114:ILE:HA	1.97	0.46
1:XA:1125:U:OP2	1:XA:1145:C:N4	2.48	0.46
49:Y3:23:LEU:HD13	49:Y3:50:VAL:HG11	1.96	0.46
1:XA:1315:U:H2'	1:XA:1316:G:O4'	2.15	0.46
25:RA:639:U:H2'	25:RA:640:C:C6	2.49	0.46
3:QC:82:GLU:O	3:QC:86:VAL:HG13	2.14	0.46
1:XA:93:U:H2'	1:XA:95:G:O4'	2.15	0.46
25:RA:1796:U:H2'	25:RA:1797:C:C6	2.50	0.46
38:YS:27:SER:HA	38:YS:88:ASP:HB2	1.96	0.46
19:XS:33:THR:OG1	19:XS:34:TRP:N	2.49	0.46
1:QA:606:G:H22	1:QA:631:G:H5'	1.80	0.46
10:QJ:84:GLN:HG3	10:QJ:84:GLN:H	1.49	0.46
1:XA:565:U:H5''	1:XA:566:G:H2'	1.97	0.46
25:RA:1287:A:N7	37:RR:107:ASP:HB2	2.30	0.46
25:RA:50:U:H3'	25:RA:51:G:H5'	1.97	0.46
25:YA:2527:C:H5''	55:Y9:30:PRO:HB2	1.96	0.46
1:XA:735:C:H5'	18:XR:71:LYS:HD3	1.96	0.46
13:QM:3:ARG:HH21	30:RG:139:LEU:HD13	1.79	0.46
29:RF:6:VAL:HG11	29:RF:24:LEU:HD23	1.97	0.46
32:RI:40:THR:O	32:RI:44:LEU:N	2.44	0.46
25:RA:2444:G:P	29:RF:68:LYS:HE3	2.55	0.46
28:RE:186:GLY:O	28:RE:188:VAL:N	2.48	0.46
25:YA:2031:A:N3	25:YA:2455:G:O2'	2.39	0.46
31:RH:153:LYS:HB3	31:RH:162:ILE:H	1.80	0.46
25:YA:2277:G:OP2	46:Y0:10:THR:HG21	2.15	0.46
35:YP:96:THR:O	35:YP:99:LEU:HB3	2.15	0.46
1:QA:1305:G:HO2'	1:QA:1306:A:H8	1.60	0.46
1:QA:1306:A:N6	1:QA:1331:G:H1'	2.31	0.46
32:YI:68:LEU:HA	32:YI:71:ILE:HG22	1.97	0.46
29:YF:127:GLU:OE2	29:YF:128:ALA:N	2.47	0.46
7:QG:78:ARG:HG3	7:QG:79:ARG:N	2.30	0.46
39:RT:16:ARG:HE	39:RT:19:LEU:HD21	1.80	0.46
4:XD:63:LYS:HD2	4:XD:198:VAL:HG22	1.97	0.46
1:QA:318:G:H2'	1:QA:319:G:H8	1.78	0.46
42:RW:23:LEU:O	42:RW:27:LYS:HD2	2.14	0.46
40:RU:8:VAL:HG23	40:RU:11:ARG:HH21	1.80	0.46
25:YA:957:A:N1	25:YA:2458:G:H4'	2.30	0.46
25:YA:1035:U:H2'	25:YA:1036:G:C8	2.50	0.46
1:XA:511:C:HO2'	1:XA:512:U:H6	1.62	0.46

Continued on next page...

Continued from previous page...

Atom-1	Atom-2	Interatomic distance (Å)	Clash overlap (Å)
23:XY:37:A:H3'	23:XY:38:A:H8	1.80	0.46
25:YA:1796:U:H2'	25:YA:1797:C:C6	2.49	0.46
11:QK:16:SER:OG	11:QK:106:LYS:NZ	2.48	0.46
25:YA:2728:U:H2'	25:YA:2729:G:C8	2.51	0.46
25:YA:2543:G:H2'	25:YA:2544:G:C8	2.49	0.46
25:RA:2294:C:H2'	25:RA:2295:C:C6	2.50	0.46
25:YA:1639:U:H2'	25:YA:1640:C:H5''	1.96	0.46
25:YA:1270:C:H5''	25:YA:1271:G:H5'	1.97	0.46
44:RY:89:PHE:O	44:RY:90:LEU:HD13	2.15	0.46
25:YA:1434:A:H61	25:YA:1558:A:H62	1.62	0.46
19:XS:41:VAL:HG23	19:XS:67:VAL:HG13	1.98	0.46
25:RA:1278:A:H4'	37:RR:34:ILE:HD12	1.96	0.46
25:YA:483:A:H3'	25:YA:484:C:H6	1.81	0.46
1:XA:1314:C:N4	19:XS:2:PRO:O	2.48	0.46
25:RA:1007:C:OP1	33:RN:37:LYS:NZ	2.41	0.46
25:RA:2680:C:OP2	28:RE:111:ARG:NH2	2.48	0.46
1:QA:1376:U:H2'	1:QA:1377:A:C8	2.50	0.46
27:YD:94:LEU:HD22	27:YD:95:LEU:N	2.31	0.46
25:RA:222:A:H3'	25:RA:421:U:H5''	1.96	0.46
32:RI:104:GLN:C	32:RI:105:HIS:HD1	2.18	0.46
27:RD:70:TRP:CD2	27:RD:150:LYS:HD2	2.49	0.46
25:RA:2271:G:OP1	46:R0:18:ALA:HB1	2.15	0.46
30:RG:22:ARG:HH22	30:RG:175:LEU:HD21	1.80	0.46
33:YN:114:ARG:O	33:YN:115:ARG:HB3	2.15	0.46
46:Y0:17:GLN:O	46:Y0:19:LYS:HE3	2.14	0.46
1:QA:403:C:H2'	1:QA:404:U:H6	1.81	0.46
1:QA:224:C:H2'	1:QA:225:C:C6	2.51	0.46
25:RA:2758:A:H2'	25:RA:2759:G:O4'	2.15	0.46
38:RS:78:LEU:HD11	38:RS:107:GLU:O	2.15	0.46
52:R6:13:CYS:HB2	52:R6:22:ALA:HB3	1.98	0.46
25:YA:407:G:H2'	25:YA:408:G:H8	1.80	0.46
47:R1:89:GLU:HA	47:R1:93:GLU:HB2	1.96	0.46
3:XC:178:LEU:HD13	3:XC:178:LEU:HA	1.84	0.46
25:YA:1087:G:C5	25:YA:1089:G:H1'	2.50	0.46
25:RA:1801:G:OP2	27:RD:154:LYS:HE2	2.16	0.46
1:QA:932:C:H4'	7:QG:4:ARG:NH2	2.30	0.46
19:XS:41:VAL:HB	19:XS:42:PRO:HA	1.96	0.46
48:Y2:47:ASN:HB2	48:Y2:48:HIS:H	1.50	0.46
26:YB:89(A):A:C5	26:YB:90:C:H1'	2.51	0.46
1:XA:673:G:H2'	1:XA:674:G:C8	2.50	0.46
27:YD:25:THR:CG2	27:YD:82:ILE:H	2.27	0.46

Continued on next page...

Continued from previous page...

Atom-1	Atom-2	Interatomic distance (Å)	Clash overlap (Å)
25:YA:1055:G:H1	25:YA:1104:C:N4	2.11	0.46
25:YA:2334:G:C6	46:Y0:75:LEU:HD21	2.51	0.46
1:XA:689:C:H3'	1:XA:690:G:H21	1.80	0.46
25:RA:1936:A:H61	25:RA:1963:U:H3	1.63	0.46
27:YD:206:LEU:HA	27:YD:206:LEU:HD23	1.51	0.46
28:YE:176:ILE:HB	28:YE:181:LEU:HB2	1.97	0.46
1:QA:405:U:O4	4:QD:2:GLY:N	2.49	0.46
34:RO:76:ALA:HB3	39:RT:75:ILE:HB	1.97	0.46
25:RA:2623:G:OP1	25:RA:2826:A:O2'	2.22	0.46
49:Y3:8:LEU:HD22	49:Y3:31:LEU:HD22	1.96	0.46
7:XG:115:ARG:HB2	7:XG:118:VAL:HG22	1.97	0.46
9:XI:18:PHE:HB2	9:XI:62:TYR:HB3	1.97	0.46
1:QA:22:G:H2'	1:QA:23:C:C6	2.50	0.46
2:QB:166:ASP:OD2	2:QB:169:LYS:HB2	2.15	0.46
35:YP:121:LYS:HE2	35:YP:121:LYS:HB2	1.74	0.46
20:XT:75:ASN:OD1	20:XT:75:ASN:N	2.40	0.46
19:QS:63:THR:HG23	19:QS:65:ASN:OD1	2.15	0.46
7:XG:74:GLU:HG2	7:XG:91:VAL:HG22	1.98	0.46
9:XI:83:ARG:O	9:XI:86:VAL:HG12	2.15	0.46
51:R5:56:LYS:HE2	51:R5:58:LEU:HD23	1.96	0.46
1:XA:954:G:N2	1:XA:1227:A:N6	2.52	0.46
50:Y4:55:ARG:HG3	50:Y4:59:PHE:CD2	2.49	0.46
1:QA:1225:A:H5''	1:QA:1226:C:OP2	2.16	0.46
1:QA:1298:C:H4'	1:QA:1299:A:C8	2.50	0.46
31:YH:16:SER:O	31:YH:26:VAL:O	2.33	0.46
43:RX:55:ASN:HB2	43:RX:80:ILE:HG23	1.97	0.46
28:YE:36:ARG:NH2	28:YE:88:GLY:HA2	2.29	0.46
25:YA:304:G:H2'	25:YA:305:U:C6	2.51	0.46
45:RZ:157:LEU:HA	45:RZ:158:PRO:HD2	1.70	0.46
1:QA:381:C:H2'	1:QA:382:A:O4'	2.14	0.46
1:XA:1495:U:H2'	1:XA:1496:C:H6	1.81	0.46
25:RA:581:C:H2'	25:RA:582:G:C8	2.50	0.46
35:RP:124:LYS:HA	35:RP:143:GLY:O	2.16	0.46
25:RA:1678:G:N2	25:RA:1989:G:H22	2.13	0.46
25:YA:1579:A:H2'	25:YA:1580:A:C8	2.50	0.46
25:YA:2324:C:H5''	25:YA:2325:G:H5'	1.97	0.46
25:YA:1113:U:H2'	25:YA:1114:G:C8	2.50	0.46
40:YU:75:ASN:HB3	40:YU:78:THR:H	1.81	0.46
16:XP:1:MET:O	16:XP:3:LYS:HG3	2.15	0.46
29:RF:126:VAL:HG11	29:RF:142:TRP:HH2	1.80	0.46
6:XF:100:ASN:HB2	18:XR:27:GLY:O	2.14	0.46

Continued on next page...

Continued from previous page...

Atom-1	Atom-2	Interatomic distance (Å)	Clash overlap (Å)
31:YH:152:ARG:HG3	31:YH:153:LYS:CD	2.35	0.46
1:QA:411:A:C4	1:QA:413:G:H1'	2.50	0.46
19:QS:5:LEU:HG	50:R4:66:SER:HB3	1.98	0.46
25:RA:2611:U:H5'	56:Z7:1:T17:H23	1.97	0.46
2:XB:163:PHE:CD1	2:XB:185:ILE:HG13	2.50	0.46
10:XJ:62:HIS:H	10:XJ:62:HIS:CD2	2.33	0.46
27:YD:35:LYS:HB3	27:YD:63:ARG:HA	1.98	0.46
16:QP:3:LYS:O	16:QP:21:VAL:HA	2.15	0.46
32:YI:3:VAL:O	32:YI:18:VAL:HA	2.15	0.46
25:RA:2818:G:P	37:RR:42:LYS:HZ3	2.39	0.46
38:RS:61:ASN:O	38:RS:65:VAL:HG23	2.14	0.46
9:XI:46:ALA:HA	9:XI:78:LYS:HB2	1.98	0.46
32:RI:113:ARG:HG3	32:RI:131:LYS:HZ2	1.80	0.46
6:QF:10:LEU:N	6:QF:59:TYR:O	2.46	0.46
12:XL:7:ILE:HA	12:XL:7:ILE:HD13	1.82	0.46
25:RA:407:G:H2'	25:RA:408:G:H8	1.81	0.46
12:XL:62:SER:O	12:XL:64:TYR:N	2.48	0.46
1:QA:64:G:H4'	1:QA:65:U:C5'	2.46	0.46
20:QT:33:ILE:HD13	20:QT:62:LEU:HB3	1.97	0.46
1:XA:901:A:H8	1:XA:901:A:O5'	1.98	0.46
12:XL:45:PRO:HG3	12:XL:53:ARG:HD3	1.96	0.46
44:YY:94:LYS:HD2	44:YY:101:LYS:HZ3	1.81	0.46
3:XC:78:GLY:HA3	3:XC:83:ARG:HB3	1.98	0.46
27:YD:118:VAL:HG22	27:YD:119:ALA:N	2.31	0.46
13:XM:36:LYS:HD3	13:XM:36:LYS:C	2.36	0.46
17:QQ:74:LEU:HB3	17:QQ:75:ARG:H	1.63	0.46
25:RA:2676:C:O2	25:RA:2732:G:N2	2.48	0.46
25:YA:195:A:H5''	25:YA:196:A:O5'	2.16	0.46
25:RA:593:G:H1	25:RA:664:C:H42	1.63	0.46
30:RG:98:ARG:O	30:RG:101:ILE:HG13	2.16	0.46
25:YA:1154:G:OP2	40:YU:58:ARG:NH1	2.48	0.46
1:QA:1402:C:H2'	1:QA:1403:C:O4'	2.16	0.46
27:YD:35:LYS:HE3	27:YD:63:ARG:C	2.36	0.46
47:Y1:96:LYS:H	47:Y1:97:LEU:HD12	1.81	0.46
1:QA:751:U:H2'	1:QA:752:G:O4'	2.16	0.46
25:YA:1203:G:O6	25:YA:1204:A:N6	2.48	0.46
25:YA:137(A):G:H2'	25:YA:139:G:N7	2.31	0.46
45:RZ:53:ILE:HG22	45:RZ:71:VAL:HG22	1.98	0.46
42:RW:86:LEU:O	42:RW:94:ASP:N	2.44	0.46
32:RI:29:TYR:CD2	32:RI:30:LEU:HD23	2.51	0.46
25:RA:1416:G:H2'	25:RA:1417:C:C6	2.51	0.46

Continued on next page...

Continued from previous page...

Atom-1	Atom-2	Interatomic distance (Å)	Clash overlap (Å)
25:RA:1791:A:N6	25:RA:1828:G:O2'	2.36	0.46
12:QL:54:LYS:N	12:QL:54:LYS:HD2	2.30	0.46
30:YG:34:LEU:HD12	30:YG:100:TRP:CH2	2.50	0.46
1:XA:1015:A:H2'	1:XA:1016:A:C8	2.51	0.46
2:XB:204:ASN:HD22	2:XB:205:ASP:N	2.13	0.46
1:XA:1158:C:H4'	2:XB:133:LYS:NZ	2.30	0.46
1:QA:701:C:H1'	1:QA:703:G:N1	2.30	0.46
37:YR:109:ALA:HA	37:YR:110:PRO:HD2	1.77	0.46
25:RA:1819:A:H2'	27:RD:178:PRO:HB2	1.98	0.46
23:XW:33:U:O2'	23:XW:34:G:H5"	2.15	0.46
36:YQ:136:ALA:O	36:YQ:138:ASP:N	2.40	0.46
38:RS:83:LYS:O	38:RS:109:GLY:HA3	2.15	0.46
25:YA:2882:A:OP1	37:YR:96:ARG:NH1	2.48	0.46
1:XA:603:U:H2'	1:XA:604:G:H8	1.81	0.46
15:XO:56:LEU:O	15:XO:60:VAL:HG23	2.16	0.46
50:Y4:2:LYS:HA	50:Y4:2:LYS:HD2	1.67	0.46
44:RY:17:SER:OG	44:RY:71:LYS:HD2	2.16	0.46
25:RA:922:U:H2'	25:RA:923:C:C6	2.51	0.46
27:YD:121:PRO:CA	27:YD:135:PHE:CD2	2.81	0.46
4:XD:30:LYS:C	4:XD:32:ALA:H	2.18	0.46
31:YH:167:GLU:HA	31:YH:168:PRO:HD3	1.79	0.46
4:QD:195:ALA:HB3	6:XF:20:ALA:CB	2.44	0.46
56:Z7:3:GLY:HA3	56:Z7:4:PRO:HA	1.77	0.46
1:XA:1129:C:H5'	1:XA:1130:A:OP1	2.16	0.46
25:YA:2790:A:O2'	25:YA:2893:G:N3	2.48	0.46
25:YA:2197:U:H1'	25:YA:2198:A:C8	2.50	0.46
31:RH:87:LEU:HA	31:RH:163:TYR:O	2.16	0.46
1:QA:243:A:H4'	1:QA:244:U:H3'	1.98	0.46
25:YA:661:C:H5"	35:YP:15:ARG:NH2	2.30	0.46
25:YA:2331:G:H4'	46:Y0:43:THR:H	1.80	0.46
1:XA:982:U:H5"	14:XN:6:LEU:HD21	1.97	0.46
35:YP:135:LEU:HA	35:YP:135:LEU:HD23	1.74	0.46
1:QA:1330:U:H4'	13:QM:23:TYR:CE2	2.50	0.46
1:XA:412:A:H4'	1:XA:413:G:O5'	2.14	0.46
1:QA:1423:G:OP1	34:RO:49:ARG:NH2	2.49	0.46
2:XB:114:ARG:O	2:XB:118:LEU:HG	2.16	0.46
11:QK:54:ARG:NH2	23:QW:39:U:O3'	2.48	0.46
20:QT:29:LYS:O	20:QT:33:ILE:HG12	2.16	0.46
25:RA:2696:U:H2'	25:RA:2697:G:C8	2.50	0.46
2:QB:165:VAL:HG23	2:QB:166:ASP:H	1.81	0.46
1:QA:137:C:O4'	16:QP:63:GLY:HA2	2.16	0.46

Continued on next page...

Continued from previous page...

Atom-1	Atom-2	Interatomic distance (Å)	Clash overlap (Å)
4:QD:8:VAL:HG13	4:QD:21:LEU:HD12	1.97	0.46
1:XA:1367:C:OP1	9:XI:115:GLY:N	2.40	0.46
32:RI:76:THR:OG1	32:RI:139:GLN:OE1	2.34	0.46
4:QD:75:PHE:HE1	4:QD:97:LEU:HD11	1.81	0.46
1:XA:792:A:H4'	1:XA:793:U:O5'	2.15	0.46
6:XF:48:LEU:HG	6:XF:57:GLN:HA	1.98	0.46
52:R6:33:LYS:HG3	52:R6:34:LEU:HD13	1.98	0.46
7:XG:50:ILE:HG21	7:XG:61:VAL:HG21	1.98	0.46
25:YA:1059:G:H3'	25:YA:1060:U:H5''	1.97	0.46
18:XR:32:ARG:HA	18:XR:69:THR:HG21	1.97	0.46
1:QA:1109:C:OP2	3:QC:176:HIS:ND1	2.46	0.46
54:R8:39:LYS:O	54:R8:43:GLN:HB2	2.15	0.46
25:RA:811:U:OP2	35:RP:29:LYS:N	2.42	0.46
51:R5:56:LYS:CE	51:R5:58:LEU:HD23	2.46	0.46
35:YP:63:PRO:CA	54:Y8:13:ARG:HB3	2.46	0.46
19:XS:4:SER:N	50:Y4:67:TYR:HE2	2.13	0.46
31:YH:15:VAL:CG1	31:YH:79:VAL:HG23	2.44	0.46
7:QG:150:ALA:O	11:QK:57:THR:HG21	2.16	0.46
25:YA:2023:G:H4'	25:YA:2617:C:O3'	2.16	0.46
25:RA:503:A:H4'	25:RA:504:U:O5'	2.16	0.46
55:R9:8:LYS:O	55:R9:34:GLN:NE2	2.49	0.46
25:RA:2751:G:N7	31:RH:2:SER:HB3	2.31	0.46
42:YW:110:LYS:HG3	42:YW:111:HIS:ND1	2.31	0.46
29:YF:129:PHE:O	29:YF:142:TRP:CD1	2.69	0.46
25:YA:1266:G:OP2	51:Y5:19:ARG:NH1	2.49	0.46
44:YY:84:ARG:HB3	44:YY:95:LYS:HD3	1.97	0.46
20:XT:26:ASN:O	20:XT:30:LYS:HB2	2.16	0.46
7:QG:20:ASP:OD1	7:QG:21:VAL:N	2.48	0.46
54:R8:50:LEU:C	54:R8:53:PRO:HD2	2.36	0.46
25:YA:740:U:H2'	25:YA:741:G:C8	2.51	0.46
28:YE:116:VAL:O	28:YE:117:MET:HB3	2.16	0.46
9:XI:18:PHE:HD2	9:XI:62:TYR:HD2	1.62	0.46
25:YA:2699:C:H2'	25:YA:2700:C:O4'	2.16	0.46
22:QV:6:G:O2'	22:QV:49:G:H5'	2.16	0.46
1:XA:1213:A:C6	1:XA:1215:G:H1'	2.51	0.46
25:YA:578:A:OP1	25:YA:1255:U:O2'	2.21	0.46
31:RH:115:VAL:HG11	31:RH:148:ILE:HD11	1.98	0.46
25:RA:2154:G:H2'	25:RA:2155:G:H8	1.79	0.46
25:RA:1773:A:H2'	25:RA:1774:C:O4'	2.16	0.46
25:RA:1593:G:H2'	25:RA:1594:G:C8	2.51	0.46
1:QA:544:G:OP2	4:QD:66:ARG:NH2	2.49	0.46

Continued on next page...

Continued from previous page...

Atom-1	Atom-2	Interatomic distance (Å)	Clash overlap (Å)
1:XA:1318:A:H4'	19:XS:11:VAL:HG11	1.98	0.46
5:XE:41:VAL:HG13	5:XE:113:ALA:HB2	1.97	0.46
25:YA:2836:U:H2'	25:YA:2837:G:C8	2.51	0.46
45:RZ:23:LYS:HB3	45:RZ:38:TYR:CD1	2.51	0.46
47:Y1:80:LEU:HB2	47:Y1:81:LYS:H	1.61	0.46
36:RQ:2:LEU:HD23	36:RQ:2:LEU:H	1.81	0.46
32:RI:112:LYS:HG2	32:RI:112:LYS:H	1.50	0.46
31:RH:85:LYS:HD2	31:RH:85:LYS:HA	1.85	0.46
36:YQ:135:ASP:N	36:YQ:135:ASP:OD1	2.48	0.46
1:XA:1292:U:H2'	1:XA:1293:G:C8	2.51	0.46
1:QA:579:G:H5'	1:QA:728:A:H1'	1.98	0.46
25:RA:1812:A:H2'	25:RA:1813:G:C8	2.51	0.46
28:RE:63:LEU:HD12	28:RE:64:LYS:N	2.30	0.46
47:R1:73:LEU:HB3	47:R1:90:ILE:HG23	1.97	0.46
25:RA:1045:A:O2'	25:RA:1046:A:OP2	2.31	0.46
20:QT:89:ARG:NH2	20:QT:105:SER:O	2.37	0.46
36:RQ:104:PHE:HE2	36:RQ:125:LEU:HD11	1.80	0.46
27:RD:68:LYS:HD2	27:RD:70:TRP:CZ2	2.51	0.46
1:XA:1451:A:H2'	1:XA:1451:A:N3	2.31	0.46
31:RH:103:LEU:HD13	31:RH:131:VAL:HG11	1.97	0.46
41:YV:19:LYS:HA	41:YV:94:LEU:O	2.15	0.46
1:QA:1014:A:H4'	19:QS:14:HIS:NE2	2.31	0.46
35:RP:6:LEU:HB3	35:RP:7:ARG:H	1.55	0.46
13:QM:89:GLY:O	13:QM:92:HIS:HB2	2.15	0.46
25:RA:2567:G:H2'	25:RA:2568:C:C6	2.51	0.46
25:RA:1047:G:H2'	25:RA:1110:G:N1	2.31	0.46
35:YP:138:LEU:C	35:YP:140:ALA:H	2.18	0.46
25:YA:755:C:H2'	25:YA:756:C:C6	2.51	0.46
1:QA:1410:G:H2'	1:QA:1411:C:C6	2.51	0.46
1:QA:1238:A:OP1	1:QA:1335:C:O2'	2.22	0.46
28:YE:70:ALA:O	28:YE:72:VAL:N	2.49	0.46
40:RU:69:CYS:HB3	40:RU:106:PHE:HZ	1.81	0.46
22:XV:2:C:H2'	22:XV:3:G:H5'	1.98	0.46
41:RV:51:VAL:HG12	41:RV:53:GLU:H	1.80	0.46
34:RO:31:LYS:HB3	34:RO:32:TYR:CD2	2.51	0.46
26:YB:111:U:H2'	26:YB:112:G:H8	1.80	0.46
4:QD:15:GLU:HG2	4:QD:63:LYS:HG3	1.97	0.46
12:XL:92:ASP:O	12:XL:94:PRO:HD3	2.16	0.46
15:XO:6:GLU:CD	15:XO:6:GLU:H	2.15	0.46
23:QY:38:A:H5'	25:RA:1913:A:C6	2.51	0.46
4:QD:18:LYS:HD3	4:QD:20:TYR:CZ	2.51	0.46

Continued on next page...

Continued from previous page...

Atom-1	Atom-2	Interatomic distance (Å)	Clash overlap (Å)
38:RS:24:LEU:HB2	38:RS:85:VAL:HG12	1.97	0.46
25:YA:2599:G:OP2	27:YD:236:GLY:HA2	2.15	0.46
1:QA:67:C:H2'	1:QA:68:G:C8	2.51	0.46
31:YH:103:LEU:HD23	31:YH:115:VAL:HB	1.97	0.46
18:XR:73:ALA:HB3	18:XR:79:LEU:HD12	1.98	0.46
1:QA:1001:G:H2'	1:QA:1002:G:O4'	2.16	0.45
35:YP:58:THR:O	35:YP:61:ARG:CZ	2.65	0.45
44:YY:51:VAL:HG13	44:YY:52:SER:N	2.28	0.45
52:R6:44:ARG:O	52:R6:45:LYS:HB2	2.16	0.45
13:XM:58:GLU:O	13:XM:62:ASN:ND2	2.33	0.45
1:QA:1349:A:P	9:QI:118:LYS:HZ3	2.39	0.45
25:YA:2867:G:O2'	25:YA:2868:A:C8	2.69	0.45
31:RH:120:GLY:HA3	31:RH:140:LYS:NZ	2.31	0.45
29:YF:129:PHE:C	29:YF:131:GLY:H	2.18	0.45
2:XB:70:PHE:O	2:XB:93:VAL:N	2.34	0.45
35:RP:101:VAL:HG23	35:RP:107:LYS:H	1.81	0.45
25:RA:1336:A:H2'	25:RA:1337:G:C8	2.51	0.45
25:RA:2019:A:H4'	40:RU:34:LYS:HD2	1.99	0.45
25:RA:2645:G:H3'	25:RA:2646:C:H5'	1.97	0.45
1:XA:1117:G:H5''	9:XI:104:ARG:NH1	2.31	0.45
26:RB:15:A:H1'	26:RB:109:G:N9	2.31	0.45
8:QH:20:TYR:HA	8:QH:65:TYR:CZ	2.51	0.45
25:RA:1203:G:H3'	25:RA:1204:A:H5''	1.98	0.45
25:YA:755:C:H2'	25:YA:756:C:H6	1.81	0.45
4:QD:53:ASP:O	4:QD:57:ARG:HD2	2.16	0.45
1:XA:599:C:H42	1:XA:639:G:H1	1.64	0.45
4:QD:121:VAL:O	4:QD:134:ASP:HA	2.16	0.45
28:YE:108:SER:HB3	28:YE:165:VAL:HG21	1.99	0.45
52:Y6:33:LYS:HB2	52:Y6:33:LYS:HE2	1.76	0.45
25:YA:229:A:OP1	25:YA:229:A:H4'	2.16	0.45
13:QM:84:ILE:HD12	13:QM:84:ILE:HA	1.75	0.45
36:RQ:29:PHE:N	36:RQ:105:GLU:OE2	2.40	0.45
1:QA:1012:U:H2'	1:QA:1013:G:C8	2.51	0.45
31:YH:106:THR:HG22	31:YH:112:PRO:HB3	1.97	0.45
1:XA:8:A:N6	4:XD:205:GLU:O	2.48	0.45
37:RR:37:THR:OG1	37:RR:40:LYS:HG3	2.17	0.45
27:YD:10:THR:OG1	27:YD:13:ARG:HB2	2.16	0.45
35:RP:77:ARG:HB2	35:RP:78:PRO:HD2	1.98	0.45
39:RT:26:ASP:HB2	39:RT:90:GLN:O	2.16	0.45
29:YF:11:VAL:HA	29:YF:125:LEU:O	2.16	0.45
38:YS:58:LEU:CD2	38:YS:58:LEU:N	2.73	0.45

Continued on next page...

Continued from previous page...

Atom-1	Atom-2	Interatomic distance (Å)	Clash overlap (Å)
30:YG:6:ALA:N	50:Y4:23:GLU:HG2	2.28	0.45
47:Y1:58:ILE:N	47:Y1:58:ILE:HD12	2.30	0.45
47:Y1:91:LYS:HE3	47:Y1:91:LYS:HA	1.98	0.45
37:YR:78:LYS:O	37:YR:83:ILE:HG12	2.16	0.45
1:XA:686:U:O2'	11:XK:42:TRP:NE1	2.47	0.45
37:YR:24:GLN:HE21	37:YR:44:LEU:HG	1.81	0.45
25:RA:622:G:H2'	25:RA:623:G:H8	1.81	0.45
1:QA:407:G:OP1	4:QD:3:ARG:NH1	2.49	0.45
25:YA:2788:C:O2'	25:YA:2809:A:N3	2.40	0.45
1:QA:1342:C:H2'	1:QA:1343:G:C8	2.51	0.45
48:Y2:4:SER:OG	48:Y2:5:GLU:OE1	2.23	0.45
1:QA:743:U:H2'	1:QA:744:C:C6	2.50	0.45
1:XA:1346:A:H1'	1:XA:1348:U:C6	2.52	0.45
9:QI:45:ALA:O	9:QI:48:GLU:HG2	2.15	0.45
3:QC:19:GLU:HA	3:QC:54:ARG:HH12	1.81	0.45
19:QS:32:LYS:HA	19:QS:50:ALA:HB3	1.98	0.45
25:RA:1228:G:OP1	40:RU:13:LYS:HG2	2.15	0.45
27:YD:137:PRO:O	27:YD:140:THR:HG23	2.16	0.45
19:XS:47:HIS:O	19:XS:62:ILE:HG12	2.17	0.45
9:QI:126:SER:O	9:QI:128:ARG:N	2.45	0.45
2:XB:55:PHE:HD1	2:XB:58:ILE:HG13	1.81	0.45
37:RR:33:ARG:HG2	37:RR:34:ILE:N	2.30	0.45
31:YH:109:PHE:CE1	31:YH:152:ARG:HD3	2.51	0.45
40:YU:68:ALA:O	40:YU:71:GLN:HB2	2.16	0.45
31:YH:86:GLU:O	31:YH:87:LEU:HB2	2.16	0.45
9:XI:114:TYR:HD1	9:XI:114:TYR:N	2.14	0.45
1:XA:1036:G:H5'	1:XA:1037:C:OP2	2.16	0.45
3:XC:48:TYR:OH	3:XC:122:GLU:OE2	2.22	0.45
37:YR:51:LEU:HD12	37:YR:70:LEU:HG	1.97	0.45
44:YY:87:LYS:HA	44:YY:92:ASN:HB3	1.98	0.45
25:RA:468:G:H5''	29:RF:60:SER:HB2	1.98	0.45
25:RA:2116:G:N1	25:RA:2162:G:OP1	2.50	0.45
8:XH:86:ILE:HG13	8:XH:133:LEU:HD22	1.98	0.45
1:XA:411:A:C4	1:XA:413:G:H1'	2.51	0.45
40:YU:66:ASN:O	40:YU:70:ARG:HB2	2.17	0.45
25:RA:2543:G:H2'	25:RA:2544:G:C8	2.51	0.45
25:YA:336:C:HO2'	44:YY:35:TYR:HH	1.65	0.45
35:YP:27:HIS:N	35:YP:27:HIS:ND1	2.64	0.45
25:YA:83:G:N2	25:YA:103:A:OP2	2.45	0.45
1:XA:736:C:H2'	1:XA:737:A:C8	2.52	0.45
25:YA:2712:U:HO2'	25:YA:2712(A):A:P	2.38	0.45

Continued on next page...

Continued from previous page...

Atom-1	Atom-2	Interatomic distance (Å)	Clash overlap (Å)
12:XL:44:THR:HA	12:XL:45:PRO:HD3	1.68	0.45
2:XB:217:ARG:HB2	2:XB:217:ARG:HE	1.54	0.45
1:QA:1129:C:H4'	1:QA:1130:A:H5'	1.98	0.45
1:XA:69:G:H2'	1:XA:73:G:C8	2.51	0.45
25:YA:844:C:H2'	25:YA:845:G:O4'	2.16	0.45
12:QL:113:ARG:HH21	12:QL:116:SER:HB2	1.81	0.45
1:XA:222:U:H2'	1:XA:223:U:C6	2.52	0.45
32:YI:131:LYS:HB3	32:YI:132:PRO:HA	1.98	0.45
6:QF:99:ALA:HB1	18:QR:23:LYS:NZ	2.31	0.45
25:YA:2159:G:H2'	25:YA:2160:G:H8	1.81	0.45
25:YA:2817:G:OP1	37:YR:99:LYS:NZ	2.44	0.45
27:RD:121:PRO:HB3	27:RD:135:PHE:CE2	2.52	0.45
25:RA:1469:A:H2'	25:RA:1470:G:O4'	2.16	0.45
32:YI:51:ILE:O	32:YI:55:ALA:N	2.31	0.45
19:QS:67:VAL:HG21	50:R4:60:GLN:OE1	2.16	0.45
25:RA:1527:G:H2'	25:RA:1543:A:N1	2.30	0.45
25:RA:2307:G:H1'	25:RA:2308:G:C2	2.52	0.45
40:YU:58:ARG:HA	40:YU:61:TRP:CE3	2.52	0.45
25:YA:2847:U:P	39:YT:98:LYS:HZ3	2.39	0.45
1:XA:1032(A):G:H2'	1:XA:1032(B):G:C8	2.51	0.45
25:RA:1210:A:H4'	25:RA:1211:U:O5'	2.16	0.45
27:RD:30:GLU:HG3	27:RD:63:ARG:CZ	2.47	0.45
37:RR:103:ARG:NH1	42:RW:40:ASN:OD1	2.50	0.45
7:XG:45:ASP:O	7:XG:49:ILE:HG12	2.17	0.45
25:RA:1220:A:H5'	25:RA:1221:C:OP2	2.16	0.45
1:XA:337:C:H2'	1:XA:338:A:H8	1.80	0.45
25:RA:898:C:C2'	25:RA:899:A:H5'	2.47	0.45
25:YA:1454:U:H5'	37:YR:63:ARG:NE	2.32	0.45
25:RA:2695:C:H2'	25:RA:2696:U:C6	2.52	0.45
27:RD:118:VAL:HG22	27:RD:119:ALA:H	1.82	0.45
1:XA:1316:G:N1	1:XA:1319:A:OP2	2.48	0.45
20:QT:26:ASN:HB2	20:QT:71:THR:HG23	1.97	0.45
1:QA:1375:A:H4'	7:QG:29:LYS:HE3	1.97	0.45
4:QD:103:ASN:OD1	4:QD:114:ARG:NE	2.49	0.45
35:YP:124:LYS:HA	35:YP:143:GLY:O	2.16	0.45
3:QC:23:TYR:CD1	10:QJ:10:GLY:HA2	2.51	0.45
31:RH:170:ARG:HB3	31:RH:171:LEU:H	1.52	0.45
2:XB:140:HIS:HA	2:XB:143:GLU:OE1	2.17	0.45
38:RS:16:ASN:HA	38:RS:19:LYS:HD3	1.99	0.45
1:XA:620:C:H2'	1:XA:621:A:O4'	2.17	0.45
25:YA:1678:G:N2	25:YA:1989:G:H22	2.14	0.45

Continued on next page...

Continued from previous page...

Atom-1	Atom-2	Interatomic distance (Å)	Clash overlap (Å)
14:QN:32:SER:O	14:QN:32:SER:OG	2.26	0.45
19:XS:63:THR:HG23	19:XS:66:MET:HG2	1.99	0.45
25:YA:2591:C:H2'	25:YA:2592:G:C8	2.51	0.45
25:YA:1533:C:H2'	25:YA:1534:G:N7	2.31	0.45
44:YY:56:PRO:O	44:YY:58:GLY:N	2.49	0.45
10:QJ:51:ARG:NH2	14:QN:58:LYS:HZ1	2.15	0.45
25:RA:1101:U:H2'	25:RA:1102:C:C6	2.52	0.45
1:QA:266:G:O2'	1:QA:268:C:OP2	2.35	0.45
1:QA:1227:A:OP2	13:QM:111:LYS:HE3	2.16	0.45
8:QH:104:ARG:O	8:QH:107:LEU:HB2	2.16	0.45
31:RH:153:LYS:HG3	31:RH:161:GLY:HA2	1.97	0.45
1:XA:255:G:C6	1:XA:256:U:O4	2.69	0.45
23:QW:76:A:N6	25:RA:2422:A:O4'	2.49	0.45
52:R6:26:ASN:ND2	52:R6:35:GLU:OE2	2.49	0.45
1:QA:1298:C:H4'	1:QA:1299:A:C4	2.51	0.45
35:RP:88:LEU:HD12	35:RP:95:VAL:HG11	1.99	0.45
1:QA:1443:G:N2	25:RA:2864:G:OP1	2.43	0.45
1:QA:1172:C:H2'	1:QA:1173:G:H8	1.79	0.45
1:XA:64:G:H5''	1:XA:65:U:OP1	2.16	0.45
25:YA:306:U:H2'	25:YA:307:G:O4'	2.17	0.45
25:RA:443:A:H3'	29:RF:45:ARG:HH12	1.82	0.45
41:YV:36:PRO:HA	41:YV:56:SER:OG	2.16	0.45
25:RA:2291:U:H2'	25:RA:2292:C:C6	2.52	0.45
1:QA:1435:G:H2'	1:QA:1436:U:C6	2.51	0.45
25:RA:2469:A:H5''	25:RA:2470:G:H8	1.81	0.45
25:RA:1860:G:H2'	25:RA:1861:G:C8	2.52	0.45
7:XG:15:ASP:OD1	7:XG:44:TYR:OH	2.35	0.45
34:RO:48:PRO:O	34:RO:49:ARG:HG2	2.17	0.45
48:Y2:24:LEU:HD23	48:Y2:24:LEU:HA	1.67	0.45
1:XA:1118:C:P	9:XI:104:ARG:HH11	2.39	0.45
25:YA:807:U:O2'	25:YA:2060:A:N1	2.46	0.45
25:YA:1113:U:H2'	25:YA:1114:G:H8	1.81	0.45
25:RA:2245:U:C5'	25:RA:2246:G:H5'	2.46	0.45
25:YA:1020:A:N1	25:YA:1141:U:H2'	2.32	0.45
25:YA:2537:U:H2'	25:YA:2538:C:C6	2.51	0.45
1:QA:939:G:H5''	7:QG:102:ARG:NH2	2.32	0.45
25:YA:2086:U:H2'	25:YA:2087:G:C8	2.51	0.45
1:XA:1285:A:H4'	1:XA:1286:A:O5'	2.16	0.45
45:RZ:118:GLN:O	45:RZ:120:ILE:N	2.46	0.45
25:RA:195:A:H5''	25:RA:196:A:O5'	2.16	0.45
19:XS:68:GLY:H	50:Y4:59:PHE:HZ	1.60	0.45

Continued on next page...

Continued from previous page...

Atom-1	Atom-2	Interatomic distance (Å)	Clash overlap (Å)
25:YA:1142(A):A:H4'	33:YN:25:ARG:HH22	1.80	0.45
28:RE:111:ARG:HA	37:RR:1:MET:SD	2.57	0.45
25:YA:1045:A:N3	25:YA:1047:G:N2	2.65	0.45
17:XQ:43:LEU:HD12	17:XQ:68:ARG:HG2	1.97	0.45
25:YA:2022:U:O2'	25:YA:2616:C:O2'	2.22	0.45
25:RA:2692:C:H2'	25:RA:2693:A:H8	1.82	0.45
1:XA:1321:C:C3'	1:XA:1322:C:H5''	2.45	0.45
5:XE:99:GLY:N	5:XE:117:ASP:OD1	2.47	0.45
52:Y6:15:GLU:CD	52:Y6:41:PRO:HB3	2.37	0.45
37:RR:42:LYS:HA	37:RR:45:ARG:HD2	1.98	0.45
38:RS:10:ARG:O	38:RS:14:VAL:HG12	2.17	0.45
30:RG:106:LEU:HA	30:RG:110:ALA:HB3	1.98	0.45
25:RA:1637:A:H4'	25:RA:2711:A:O2'	2.17	0.45
1:QA:1252:A:H61	1:QA:1285:A:H61	1.64	0.45
25:YA:1061:U:H5'	25:YA:1070:A:O2'	2.16	0.45
25:YA:1069:A:H2'	25:YA:1073:A:N7	2.31	0.45
1:XA:485:G:O2'	1:XA:486:U:O5'	2.34	0.45
41:YV:19:LYS:HG3	41:YV:95:LEU:HD23	1.98	0.45
1:XA:1152:A:H5''	10:XJ:13:HIS:CD2	2.52	0.45
25:RA:1220:A:OP2	40:RU:19:LYS:NZ	2.35	0.45
6:QF:45:LEU:HD12	6:QF:59:TYR:HD2	1.82	0.45
1:QA:946:A:N6	1:QA:1234:C:H42	2.14	0.45
25:YA:2693:A:H2'	25:YA:2694:G:C8	2.51	0.45
25:RA:627:A:H4'	25:RA:628:G:H5'	1.99	0.45
44:YY:101:LYS:HG2	44:YY:102:CYS:H	1.81	0.45
3:XC:153:VAL:HG22	3:XC:198:VAL:HG22	1.98	0.45
1:XA:1513:A:H2'	1:XA:1514:C:C6	2.52	0.45
25:YA:651:G:H4'	54:Y8:18:ALA:HB3	1.99	0.45
25:YA:848:G:H2'	25:YA:849:A:C8	2.52	0.45
25:RA:774:A:H2	25:RA:787:U:O2'	2.00	0.45
20:QT:64:ASP:CG	20:QT:81:LYS:HZ2	2.20	0.45
39:YT:6:LEU:HA	39:YT:9:LEU:HB2	1.99	0.45
1:XA:276:G:OP1	17:XQ:12:SER:OG	2.23	0.45
15:XO:32:LEU:HD11	15:XO:62:GLN:HG2	1.99	0.45
35:RP:18:ARG:HD2	35:RP:27:HIS:HD2	1.81	0.45
1:QA:518:C:H2'	1:QA:530:G:N3	2.32	0.45
1:QA:565:U:H5''	1:QA:566:G:H2'	1.98	0.45
8:XH:75:ARG:HA	8:XH:76:PRO:HD2	1.71	0.45
46:Y0:23:VAL:HA	46:Y0:38:VAL:HA	1.99	0.45
1:QA:129(A):G:N2	1:QA:188:U:O2'	2.50	0.45
33:RN:19:GLU:HB2	33:RN:56:ASN:HD22	1.80	0.45

Continued on next page...

Continued from previous page...

Atom-1	Atom-2	Interatomic distance (Å)	Clash overlap (Å)
13:QM:3:ARG:HB3	50:R4:34:GLU:HB3	1.98	0.45
2:QB:76:GLN:O	2:QB:208:ILE:HG12	2.17	0.45
25:RA:1012:U:O4	33:RN:25:ARG:HA	2.16	0.45
11:QK:41:THR:HG21	11:QK:71:LYS:HB2	1.99	0.45
30:YG:146:TYR:O	30:YG:149:VAL:HG22	2.16	0.45
27:YD:44:ASN:ND2	27:YD:44:ASN:N	2.64	0.45
25:YA:2123:G:H1	25:YA:2175:C:N4	2.11	0.45
25:RA:307:G:N2	25:RA:330:A:H62	2.14	0.45
1:XA:1446:A:C6	39:YT:118:ARG:HD2	2.52	0.45
1:XA:1446:A:HO2'	1:XA:1447:G:P	2.39	0.45
1:XA:1443:G:N2	25:YA:2864:G:OP1	2.37	0.45
1:XA:863:U:O2'	1:XA:865:A:N7	2.45	0.45
25:RA:2022:U:O2'	25:RA:2617:C:H5'	2.16	0.45
1:XA:217:C:O2'	1:XA:466:C:N4	2.49	0.45
44:RY:90:LEU:HB2	44:RY:91:GLU:H	1.63	0.45
25:YA:407:G:H2'	25:YA:408:G:C8	2.52	0.45
37:RR:78:LYS:HE2	37:RR:83:ILE:HD11	1.98	0.45
50:R4:10:VAL:HA	50:R4:11:PRO:HD2	1.75	0.45
48:Y2:21:LEU:O	48:Y2:25:VAL:HG23	2.17	0.45
1:XA:1223:C:P	19:XS:78:ARG:HH12	2.39	0.45
30:RG:10:LYS:O	30:RG:14:GLU:HB3	2.17	0.45
12:QL:109:GLY:HA3	12:QL:121:GLY:O	2.17	0.45
25:YA:122:G:OP1	25:YA:149:A:O2'	2.27	0.45
27:RD:76:PRO:HB2	27:RD:116:GLN:OE1	2.17	0.45
26:RB:89(A):A:H8	26:RB:89(A):A:O5'	2.00	0.45
44:RY:68:HIS:CE1	44:RY:70:SER:HB3	2.52	0.45
1:QA:481:G:O2'	1:QA:482:A:O5'	2.35	0.45
36:RQ:111:GLU:C	36:RQ:113:GLN:H	2.19	0.45
32:RI:101:LEU:HD22	32:RI:107:VAL:HB	1.98	0.45
25:RA:479:A:N3	25:RA:481:G:H5''	2.32	0.45
31:RH:125:VAL:HG13	31:RH:126:PRO:HB3	1.99	0.45
25:RA:2308:G:C6	25:RA:2311:A:N1	2.85	0.45
25:RA:805:G:OP2	35:RP:41:ARG:HG2	2.17	0.45
13:XM:65:LYS:O	13:XM:70:LEU:HD23	2.17	0.45
50:Y4:22:ILE:HG22	50:Y4:23:GLU:H	1.82	0.45
1:QA:244:U:H4'	1:QA:245:C:O5'	2.16	0.45
39:YT:102:ILE:HA	39:YT:105:LEU:CD2	2.47	0.45
45:RZ:53:ILE:H	45:RZ:71:VAL:CG1	2.30	0.45
25:YA:27:G:H22	25:YA:512:G:H2'	1.80	0.45
25:YA:2636:U:OP2	28:YE:79:ARG:NH1	2.49	0.45
26:YB:12:C:O2	46:Y0:74:ARG:HD2	2.17	0.45

Continued on next page...

Continued from previous page...

Atom-1	Atom-2	Interatomic distance (Å)	Clash overlap (Å)
48:R2:41:ILE:HD11	48:R2:44:LEU:HB2	1.98	0.45
25:YA:286:C:H2'	25:YA:287:C:C6	2.52	0.45
25:RA:345:A:H5''	25:RA:346:A:OP1	2.17	0.45
25:YA:874:G:H2'	25:YA:875:G:H8	1.81	0.45
7:QG:113:GLU:CG	7:QG:119:ARG:HG2	2.47	0.45
31:YH:85:LYS:HA	31:YH:85:LYS:HD2	1.89	0.45
1:QA:1016:A:H2'	1:QA:1017:G:O4'	2.17	0.45
49:Y3:31:LEU:O	49:Y3:32:GLN:HB2	2.17	0.45
47:Y1:79:GLY:N	47:Y1:80:LEU:HD23	2.32	0.45
1:QA:696:A:H2'	1:QA:697:U:C6	2.52	0.45
2:XB:115:LEU:HD13	2:XB:145:LEU:HB3	1.98	0.45
1:QA:1504:G:OP1	1:QA:1507:A:H4'	2.17	0.45
16:XP:17:TYR:CE2	16:XP:41:PRO:HG3	2.52	0.45
25:YA:1028:A:N6	25:YA:1125:G:H2'	2.32	0.45
28:RE:46:ALA:HB2	28:RE:82:ARG:HA	1.98	0.45
23:XW:19:G:H22	23:XW:56:C:H42	1.65	0.45
50:Y4:16:CYS:HB3	50:Y4:33:VAL:HB	1.98	0.45
7:QG:49:ILE:O	7:QG:53:LYS:HB3	2.16	0.45
28:YE:67:PHE:O	28:YE:69:LYS:N	2.49	0.45
4:XD:86:LYS:H	4:XD:86:LYS:HD2	1.82	0.45
25:RA:1827:C:OP2	27:RD:222:ARG:NH1	2.44	0.45
1:XA:1192:C:O2	5:XE:25:ARG:NH2	2.34	0.45
25:RA:463:G:N2	25:RA:466:A:OP2	2.48	0.45
25:RA:57:C:H2'	25:RA:58:G:O4'	2.17	0.45
25:RA:1029:A:OP1	36:RQ:128:LYS:HE3	2.17	0.45
51:R5:58:LEU:CD1	51:R5:58:LEU:N	2.73	0.45
25:YA:1534:G:N3	25:YA:1534:G:H2'	2.32	0.45
25:RA:856:C:HO2'	25:RA:857:C:P	2.39	0.45
25:YA:1021:A:H61	25:YA:1142(A):A:N6	2.01	0.45
32:YI:120:ILE:HD11	32:YI:126:TYR:CZ	2.52	0.45
20:XT:87:LYS:HD2	20:XT:87:LYS:HA	1.74	0.45
43:YX:60:ARG:HH22	53:Y7:47:ARG:NH1	2.14	0.45
32:YI:88:ILE:HG12	32:YI:122:GLU:N	2.31	0.45
29:RF:45:ARG:CG	29:RF:45:ARG:HH11	2.29	0.45
45:RZ:181:GLU:HB3	45:RZ:182:LYS:HD3	1.98	0.45
1:QA:64:G:H4'	1:QA:65:U:O5'	2.16	0.45
34:RO:22:ILE:HG12	34:RO:41:ALA:HA	1.98	0.45
52:R6:34:LEU:HD13	52:R6:34:LEU:H	1.82	0.45
19:XS:66:MET:HB2	19:XS:74:PHE:CZ	2.52	0.45
7:QG:45:ASP:O	7:QG:49:ILE:HG12	2.16	0.45
25:YA:1380:G:O2'	25:YA:1569:A:N6	2.50	0.45

Continued on next page...

Continued from previous page...

Atom-1	Atom-2	Interatomic distance (Å)	Clash overlap (Å)
1:XA:304:U:H2'	1:XA:305:G:C8	2.52	0.45
12:QL:71:PRO:HG3	12:QL:99:HIS:HD2	1.82	0.45
25:YA:1500:G:O2'	27:YD:100:GLY:O	2.24	0.45
25:YA:1231:G:H2'	25:YA:1232:G:H8	1.82	0.45
31:YH:45:VAL:HG13	31:YH:45:VAL:O	2.17	0.45
25:YA:548:A:H8	25:YA:548:A:O5'	2.00	0.45
8:QH:92:ARG:HD3	8:QH:92:ARG:HA	1.77	0.45
13:XM:115:LYS:HE3	13:XM:115:LYS:HB2	1.75	0.45
1:QA:1060:C:O2'	10:QJ:56:HIS:ND1	2.46	0.45
11:QK:91:ARG:NH1	11:QK:110:ASP:OD2	2.47	0.45
45:YZ:94:GLU:HB2	45:YZ:95:PRO:HA	1.99	0.45
26:YB:50:G:H5''	38:YS:61:ASN:ND2	2.32	0.45
25:RA:2311:A:C8	30:RG:88:ILE:HD11	2.52	0.45
35:RP:64:LYS:HB2	54:R8:25:MET:HG3	1.98	0.45
31:YH:153:LYS:CB	31:YH:154:PRO:HD3	2.47	0.45
20:XT:33:ILE:HG23	20:XT:63:ILE:HG12	1.99	0.45
9:XI:111:ARG:HH22	10:XJ:62:HIS:CE1	2.35	0.45
45:YZ:82:ARG:HG3	45:YZ:83:PRO:CD	2.47	0.45
1:QA:1348:U:H4'	9:QI:120:ARG:HD2	1.98	0.45
1:QA:1176:A:H2'	1:QA:1177:G:H5'	1.98	0.45
8:QH:6:ILE:HB	8:QH:85:ARG:HH11	1.82	0.45
8:QH:6:ILE:O	8:QH:10:LEU:HG	2.17	0.45
31:RH:52:VAL:HG21	31:RH:69:ARG:HA	1.98	0.45
25:YA:2284:C:H41	52:Y6:25:LYS:NZ	2.15	0.45
35:YP:126:VAL:HG12	35:YP:147:LEU:HD22	1.99	0.45
26:RB:31:C:N4	26:RB:51:G:H1	2.15	0.45
30:RG:102:PHE:O	30:RG:106:LEU:N	2.50	0.45
27:RD:85:ASP:HA	27:RD:86:PRO:HD2	1.72	0.45
25:YA:2689:U:H4'	25:YA:2690:C:O5'	2.15	0.45
1:QA:299:G:H2'	1:QA:300:A:C8	2.52	0.45
25:YA:2346:A:H8	54:Y8:35:GLN:HE21	1.64	0.45
13:QM:92:HIS:CD2	13:QM:110:ARG:HH21	2.35	0.45
1:QA:892:A:O2'	1:QA:1415:G:H4'	2.17	0.45
1:XA:1318:A:H4'	19:XS:11:VAL:CG1	2.47	0.45
25:YA:2395:C:O2'	47:Y1:30:VAL:HG12	2.17	0.45
29:RF:161:GLU:OE2	29:RF:164:ARG:NH1	2.50	0.45
28:RE:107:THR:O	28:RE:190:GLY:HA2	2.17	0.45
25:YA:2630:G:O4'	25:YA:2894:G:H1'	2.17	0.45
25:RA:270:A:OP2	25:RA:270(Y):G:N1	2.38	0.45
1:QA:429:U:H1'	1:QA:430:A:H5''	1.98	0.45
32:RI:14:ASP:N	32:RI:14:ASP:OD1	2.50	0.45

Continued on next page...

Continued from previous page...

Atom-1	Atom-2	Interatomic distance (Å)	Clash overlap (Å)
51:R5:36:CYS:SG	51:R5:48:GLU:HB3	2.57	0.45
12:QL:11:VAL:HG13	17:QQ:29:HIS:HD2	1.82	0.45
19:XS:24:ALA:O	19:XS:25:LYS:HB3	2.17	0.45
31:YH:3:ARG:HA	31:YH:3:ARG:NE	2.32	0.45
25:YA:2025:C:H2'	25:YA:2026:C:C6	2.52	0.45
42:YW:97:LYS:HE2	42:YW:99:ARG:NH2	2.32	0.45
1:QA:880:C:OP2	12:QL:9:GLN:HG3	2.17	0.45
1:XA:1226:C:OP2	13:XM:103:THR:OG1	2.24	0.44
35:YP:61:ARG:CD	54:Y8:13:ARG:HD2	2.46	0.44
1:QA:584:G:H2'	1:QA:585:G:H8	1.82	0.44
28:YE:167:VAL:HG21	28:YE:187:ALA:CB	2.47	0.44
10:XJ:61:GLU:OE1	14:YN:58:LYS:HE2	2.17	0.44
19:QS:10:PHE:HB2	19:QS:39:THR:H	1.82	0.44
27:RD:105:ILE:HD12	27:RD:105:ILE:HA	1.63	0.44
47:Y1:53:VAL:HB	47:Y1:58:ILE:HD13	1.98	0.44
1:XA:312:C:H2'	1:XA:313:A:C8	2.52	0.44
10:QJ:40:LEU:HB2	10:QJ:69:ASN:CB	2.47	0.44
25:RA:2712:U:OP1	25:RA:2714:G:H4'	2.17	0.44
2:QB:51:LEU:HD22	2:QB:55:PHE:HE2	1.82	0.44
37:RR:28:LEU:HD12	37:RR:48:VAL:HG11	1.99	0.44
6:QF:41:GLU:HB3	6:QF:62:TRP:HB3	1.99	0.44
1:QA:318:G:H2'	1:QA:319:G:C8	2.52	0.44
1:QA:224:C:H2'	1:QA:225:C:H6	1.82	0.44
27:YD:39:LYS:HB2	27:YD:62:TYR:HB2	1.98	0.44
11:XK:28:THR:OG1	11:XK:90:GLY:HA3	2.17	0.44
1:XA:1517:G:H1'	25:YA:1919:A:O3'	2.17	0.44
44:RY:42:VAL:HG12	44:RY:65:ALA:HB3	1.99	0.44
25:YA:1984:G:H2'	25:YA:1985:G:H8	1.82	0.44
34:RO:111:PHE:HB3	34:RO:114:ILE:HG13	1.98	0.44
47:R1:83:GLU:N	47:R1:83:GLU:OE2	2.49	0.44
37:RR:29:LEU:HA	37:RR:29:LEU:HD12	1.74	0.44
2:XB:33:TYR:HB2	2:XB:43:ASP:HB2	1.98	0.44
25:YA:270(J):G:H2'	25:YA:270(K):C:O4'	2.18	0.44
8:XH:65:TYR:HA	8:XH:79:VAL:HG23	1.98	0.44
34:YO:86:ILE:HG22	34:YO:94:ARG:HD3	1.99	0.44
12:XL:46:LYS:CG	12:XL:47:LYS:N	2.80	0.44
2:QB:163:PHE:HA	2:QB:185:ILE:HG13	1.99	0.44
13:XM:5:ALA:O	13:XM:7:VAL:N	2.49	0.44
48:Y2:41:ILE:HD11	48:Y2:44:LEU:CG	2.48	0.44
36:RQ:12:GLN:HE21	36:RQ:72:LYS:HD3	1.82	0.44
31:RH:109:PHE:CZ	31:RH:152:ARG:HG2	2.53	0.44

Continued on next page...

Continued from previous page...

Atom-1	Atom-2	Interatomic distance (Å)	Clash overlap (Å)
25:RA:2392:A:OP2	54:R8:31:HIS:HD2	1.99	0.44
2:XB:12:GLU:C	2:XB:14:GLY:H	2.21	0.44
1:QA:1105:A:H2'	1:QA:1106:G:C8	2.51	0.44
1:QA:1152:A:H5''	10:QJ:13:HIS:HD2	1.82	0.44
23:XW:11:C:N4	23:XW:24:G:H1	2.15	0.44
45:YZ:19:ARG:NH1	45:YZ:84:GLU:HB2	2.32	0.44
25:RA:1337:G:H2'	25:RA:1338:G:H8	1.81	0.44
1:QA:620:C:H2'	1:QA:621:A:O4'	2.18	0.44
5:XE:110:LEU:HD13	5:XE:118:ILE:HD13	1.98	0.44
1:QA:1222:G:OP1	19:QS:77:THR:HG21	2.17	0.44
25:RA:77:C:H5''	48:R2:10:LEU:HD11	1.97	0.44
1:QA:1336:C:H1'	1:QA:1337:G:C2	2.53	0.44
2:QB:30:ARG:HH21	2:QB:194:PRO:HG2	1.81	0.44
6:QF:23:LYS:O	6:QF:27:GLN:HG2	2.17	0.44
1:XA:547:A:OP1	4:XD:73:ARG:NH2	2.49	0.44
25:YA:841:A:H2'	25:YA:842:G:C8	2.52	0.44
21:XU:5:ASP:HB3	21:XU:8:THR:OG1	2.17	0.44
9:XI:95:LYS:HZ3	9:XI:96:LEU:HD13	1.83	0.44
1:QA:992:U:H1'	1:QA:993:G:OP2	2.17	0.44
1:XA:1186:G:H21	14:XN:61:TRP:C	2.21	0.44
43:YX:35:THR:O	43:YX:39:ILE:HG13	2.16	0.44
33:RN:114:ARG:O	33:RN:115:ARG:HB3	2.17	0.44
42:YW:33:ARG:NH2	42:YW:52:GLU:OE1	2.50	0.44
10:XJ:16:LEU:HD11	10:XJ:70:ARG:HB2	1.99	0.44
25:RA:188:G:H5'	47:R1:14:VAL:HG21	1.99	0.44
34:RO:87:ILE:HD12	34:RO:91:LEU:HD12	1.99	0.44
19:QS:66:MET:HB2	19:QS:74:PHE:CZ	2.51	0.44
25:RA:1664:A:H61	25:RA:1996:C:H42	1.65	0.44
25:YA:1717:G:H1	25:YA:1742:C:H42	1.65	0.44
25:YA:833:U:H2'	25:YA:834:C:C6	2.52	0.44
4:XD:25:ARG:NH1	4:XD:30:LYS:HG3	2.32	0.44
1:QA:1053:G:O6	1:QA:1199:U:H2'	2.17	0.44
25:YA:517:C:OP1	51:Y5:16:ARG:NH2	2.49	0.44
34:YO:17:ARG:NH2	34:YO:47:ILE:HD13	2.33	0.44
8:XH:83:ILE:HB	8:XH:137:VAL:HG13	1.99	0.44
1:QA:1350:A:OP2	9:QI:118:LYS:NZ	2.47	0.44
25:YA:2470:G:H5'	36:YQ:56:ARG:NH2	2.30	0.44
25:RA:512:G:H4'	25:RA:513:A:O5'	2.18	0.44
26:YB:15:A:H5'	26:YB:16:G:H8	1.82	0.44
25:YA:2784:C:O2'	28:YE:37:ARG:NH1	2.50	0.44
40:YU:66:ASN:HB2	40:YU:76:TYR:HB2	1.99	0.44

Continued on next page...

Continued from previous page...

Atom-1	Atom-2	Interatomic distance (Å)	Clash overlap (Å)
7:XG:87:VAL:HG11	7:XG:155:ARG:HA	1.99	0.44
1:QA:20:U:O2	1:QA:916:G:C2	2.70	0.44
25:YA:279:C:H42	25:YA:361:G:H1	1.65	0.44
30:YG:114:ILE:HB	30:YG:117:PHE:HB2	1.99	0.44
1:XA:1499:A:H1'	1:XA:1520:G:H5'	1.99	0.44
25:RA:300:A:H1'	25:RA:319:C:H1'	1.99	0.44
25:RA:2537:U:H2'	25:RA:2538:C:C6	2.53	0.44
40:YU:104:GLN:OE1	40:YU:105:VAL:HG23	2.18	0.44
25:YA:2356:C:H2'	25:YA:2357:U:O4'	2.18	0.44
25:YA:858:U:H1'	25:YA:2268:A:H2'	2.00	0.44
33:YN:62:VAL:HG12	33:YN:66:LYS:HD2	1.98	0.44
41:YV:99:ILE:H	41:YV:99:ILE:HD13	1.82	0.44
52:R6:32:ASN:OD1	52:R6:32:ASN:N	2.49	0.44
33:RN:116:LEU:HA	33:RN:116:LEU:HD23	1.78	0.44
8:XH:51:VAL:HG11	8:XH:60:ARG:HG3	1.99	0.44
1:QA:1372:U:H2'	1:QA:1373:G:O4'	2.18	0.44
31:YH:52:VAL:HG21	31:YH:68:THR:HG22	2.00	0.44
25:YA:1165:U:H2'	25:YA:1166:C:C6	2.53	0.44
7:XG:138:LYS:HE2	7:XG:142:GLU:OE2	2.17	0.44
27:RD:49:ILE:CD1	27:RD:52:ARG:HA	2.47	0.44
39:RT:36:GLU:HG3	39:RT:41:ARG:CD	2.45	0.44
27:YD:248:SER:HB2	27:YD:252:TRP:CZ2	2.51	0.44
33:YN:134:ARG:O	33:YN:136:GLU:N	2.50	0.44
1:QA:974:A:H1'	14:QN:31:ARG:NE	2.31	0.44
20:XT:87:LYS:O	20:XT:91:LEU:HG	2.17	0.44
30:RG:57:ALA:HB1	30:RG:68:PRO:HG2	1.99	0.44
25:YA:1981:A:H5''	25:YA:1982:C:OP2	2.17	0.44
1:QA:1191:A:P	3:QC:3:ASN:HD22	2.41	0.44
43:RX:53:LYS:NZ	43:RX:55:ASN:HD21	2.15	0.44
1:QA:1305:G:H5'	21:QU:4:GLY:HA3	1.99	0.44
29:YF:63:LYS:HE3	29:YF:65:TRP:O	2.18	0.44
25:RA:1537:C:H2'	25:RA:1538:G:C8	2.52	0.44
12:XL:24:VAL:O	12:XL:26:ALA:N	2.47	0.44
25:YA:2293:C:OP1	38:YS:89:ARG:NH1	2.51	0.44
25:YA:1087:G:C4	25:YA:1089:G:H1'	2.52	0.44
45:RZ:103:ARG:HD3	45:RZ:136:PHE:CD2	2.53	0.44
1:QA:601:C:H2'	1:QA:602:A:C8	2.53	0.44
22:XV:53:G:H4'	22:XV:54:U:OP1	2.17	0.44
40:RU:65:ILE:HG12	40:RU:96:ALA:CB	2.47	0.44
25:RA:144:C:H2'	25:RA:145:G:H8	1.82	0.44
1:QA:1439:C:H42	1:QA:1462:G:H1	1.63	0.44

Continued on next page...

Continued from previous page...

Atom-1	Atom-2	Interatomic distance (Å)	Clash overlap (Å)
20:QT:16:HIS:O	20:QT:19:SER:HB3	2.17	0.44
30:RG:51:ARG:O	30:RG:53:LEU:N	2.48	0.44
4:XD:50:ARG:HG3	4:XD:50:ARG:H	1.63	0.44
10:QJ:33:GLN:O	10:QJ:75:ILE:HG12	2.17	0.44
35:RP:140:ALA:O	35:RP:141:ALA:HB2	2.17	0.44
51:R5:55:ARG:NH1	51:R5:55:ARG:HG2	2.33	0.44
1:XA:963:G:H21	10:XJ:55:LYS:HD3	1.81	0.44
25:YA:2667:C:H1'	31:YH:109:PHE:HD1	1.82	0.44
44:YY:51:VAL:O	44:YY:56:PRO:HA	2.18	0.44
40:YU:88:ILE:H	40:YU:88:ILE:HG12	1.49	0.44
25:YA:1021:A:N6	25:YA:1142(A):A:H61	2.03	0.44
23:XW:9:A:O4'	23:XW:46:G:N2	2.51	0.44
1:XA:1004:A:H1'	1:XA:1036:G:N2	2.28	0.44
26:RB:24:G:H1'	26:RB:27:C:N4	2.33	0.44
52:Y6:41:PRO:HD2	52:Y6:46:HIS:H	1.81	0.44
39:YT:42:ILE:HG21	39:YT:84:GLN:NE2	2.32	0.44
1:XA:97:U:H2'	1:XA:99:C:C6	2.52	0.44
45:YZ:19:ARG:HD3	45:YZ:25:PRO:HD2	1.99	0.44
41:RV:16:PRO:HB3	41:RV:97:LYS:O	2.17	0.44
25:YA:1434:A:H61	25:YA:1558:A:N6	2.15	0.44
15:XO:32:LEU:O	15:XO:36:ILE:HG13	2.18	0.44
16:QP:23:ASP:O	16:QP:26:ARG:HB2	2.17	0.44
1:XA:1221:G:O3'	19:XS:77:THR:HG21	2.16	0.44
1:XA:321:A:N6	1:XA:329:A:OP2	2.50	0.44
5:QE:97:GLY:N	5:QE:117:ASP:OD2	2.40	0.44
39:YT:61:PHE:CE1	39:YT:76:PHE:HB2	2.53	0.44
30:RG:37:VAL:O	30:RG:94:LEU:HG	2.17	0.44
25:RA:2821:A:OP2	25:RA:2822:G:OP2	2.36	0.44
38:RS:11:LYS:HG3	38:RS:91:PRO:HD3	1.98	0.44
52:Y6:34:LEU:H	52:Y6:34:LEU:HD13	1.82	0.44
4:QD:150:GLU:OE1	4:QD:150:GLU:N	2.51	0.44
25:YA:1543:A:O2'	25:YA:1544:C:OP2	2.31	0.44
1:XA:1417:G:C6	1:XA:1482:G:C6	3.06	0.44
29:YF:47:GLY:HA3	29:YF:95:ARG:O	2.18	0.44
25:YA:1535:U:H5''	25:YA:1537:C:C4	2.52	0.44
25:YA:1019:U:HO2'	25:YA:1021:A:H2	1.60	0.44
48:R2:49:LYS:O	48:R2:53:LEU:HB2	2.18	0.44
25:RA:1007:C:H5''	33:RN:35:ARG:HH11	1.81	0.44
30:YG:98:ARG:O	30:YG:101:ILE:HG13	2.17	0.44
32:RI:93:THR:H	32:RI:96:ASP:HB2	1.82	0.44
27:YD:85:ASP:HB2	27:YD:92:ILE:HD13	1.99	0.44

Continued on next page...

Continued from previous page...

Atom-1	Atom-2	Interatomic distance (Å)	Clash overlap (Å)
30:YG:47:LYS:HB2	30:YG:47:LYS:HE3	1.73	0.44
45:YZ:80:ARG:NH2	45:YZ:82:ARG:HH22	2.12	0.44
27:RD:34:VAL:HG22	27:RD:35:LYS:HG3	2.00	0.44
15:XO:26:GLU:HG2	15:XO:26:GLU:H	1.54	0.44
27:RD:70:TRP:HZ3	27:RD:146:GLU:OE2	2.01	0.44
3:XC:47:LEU:HA	3:XC:47:LEU:HD12	1.83	0.44
25:YA:2811:G:H1	25:YA:2889:C:H42	1.65	0.44
18:XR:52:PRO:HB2	18:XR:54:ARG:HG2	2.00	0.44
1:XA:485:G:H1'	1:XA:486:U:H5	1.83	0.44
25:YA:2756:U:H1'	25:YA:2757:A:H5''	2.00	0.44
25:RA:1085:A:HO2'	25:RA:1086:A:P	2.40	0.44
48:Y2:17:SER:CB	48:Y2:67:LYS:HE3	2.47	0.44
1:XA:1190:G:OP1	3:XC:4:LYS:HA	2.17	0.44
52:Y6:7:ILE:HD12	52:Y6:7:ILE:HA	1.85	0.44
1:XA:701:C:O2	1:XA:703:G:N1	2.50	0.44
1:XA:582:U:H2'	1:XA:583:A:H8	1.81	0.44
3:XC:82:GLU:O	3:XC:86:VAL:HG13	2.17	0.44
25:YA:2627:G:O2'	25:YA:2781:A:N1	2.41	0.44
41:YV:15:GLU:HG3	41:YV:16:PRO:HD2	1.99	0.44
35:RP:37:GLY:O	35:RP:40:SER:OG	2.27	0.44
22:QV:15:C:O2'	22:QV:61:C:OP1	2.36	0.44
34:RO:22:ILE:HA	34:RO:22:ILE:HD13	1.77	0.44
25:YA:653:A:H4'	25:YA:654:A:OP2	2.18	0.44
25:YA:455:C:HO2'	25:YA:472:A:H2	1.64	0.44
25:RA:748:G:C8	42:RW:89:ALA:HB1	2.53	0.44
31:YH:124:GLU:HB3	31:YH:132:ARG:HG3	1.99	0.44
1:QA:966:G:O2'	9:QI:127:LYS:O	2.35	0.44
25:YA:839:U:H2'	25:YA:840:C:C6	2.53	0.44
26:YB:3:C:H2'	26:YB:4:C:C6	2.52	0.44
41:RV:49:THR:HB	41:RV:50:PRO:HD2	1.99	0.44
12:XL:78:GLN:HB3	12:XL:79:GLU:H	1.67	0.44
1:QA:1277:C:O2'	1:QA:1279:A:H8	2.01	0.44
29:RF:117:ARG:HH12	35:RP:1:MET:N	2.16	0.44
43:YX:70:LEU:H	43:YX:70:LEU:HD23	1.83	0.44
20:QT:87:LYS:HA	20:QT:87:LYS:HD2	1.68	0.44
25:YA:1332:G:H2'	25:YA:1332:G:H8	1.67	0.44
25:RA:1534:G:H2'	25:RA:1534:G:N3	2.32	0.44
1:QA:1111:A:N1	3:QC:177:THR:OG1	2.43	0.44
1:XA:636:U:H2'	1:XA:637:G:H8	1.82	0.44
10:QJ:51:ARG:NE	10:QJ:60:ARG:O	2.45	0.44
25:YA:1608:A:H1'	25:YA:1610:A:OP2	2.17	0.44

Continued on next page...

Continued from previous page...

Atom-1	Atom-2	Interatomic distance (Å)	Clash overlap (Å)
45:YZ:52:SER:O	45:YZ:54:HIS:N	2.50	0.44
26:YB:24:G:H5''	26:YB:25:A:OP1	2.17	0.44
3:QC:70:VAL:HG21	3:QC:76:VAL:HG11	2.00	0.44
15:XO:77:ARG:HA	15:XO:80:ALA:HB3	1.99	0.44
50:Y4:35:VAL:C	50:Y4:37:SER:H	2.20	0.44
32:YI:88:ILE:HG12	32:YI:122:GLU:H	1.83	0.44
1:QA:484:G:H4'	1:QA:485:G:O5'	2.16	0.44
25:RA:271(B):G:H2'	25:RA:421:U:OP2	2.17	0.44
1:QA:1244:C:H42	1:QA:1293:G:H1	1.65	0.44
1:XA:64:G:N2	1:XA:68:G:O6	2.42	0.44
30:RG:171:ALA:O	30:RG:175:LEU:HG	2.18	0.44
16:XP:18:ARG:NH1	16:XP:32:TYR:OH	2.50	0.44
1:QA:297:G:N2	1:QA:300:A:OP2	2.48	0.44
29:RF:9:ILE:HA	29:RF:10:PRO:HD3	1.89	0.44
25:YA:2347:C:H2'	25:YA:2348:U:H6	1.83	0.44
7:QG:113:GLU:HG2	7:QG:113:GLU:H	1.39	0.44
10:QJ:47:PHE:HE1	10:QJ:63:PHE:HB2	1.83	0.44
25:RA:2563:U:H4'	34:RO:28:SER:HA	2.00	0.44
45:RZ:102:LEU:HB3	45:RZ:104:PHE:CE1	2.52	0.44
1:XA:1399:C:C2	1:XA:1401:G:C5	3.06	0.44
12:XL:42:THR:HA	12:XL:53:ARG:O	2.18	0.44
38:RS:19:LYS:O	38:RS:20:ARG:HB3	2.17	0.44
4:XD:153:ARG:NH1	4:XD:181:MET:HB2	2.32	0.44
45:RZ:148:ASP:OD1	45:RZ:149:SER:N	2.50	0.44
41:RV:35:LEU:CD2	41:RV:57:VAL:HG22	2.47	0.44
15:QO:50:HIS:O	15:QO:53:HIS:HB3	2.17	0.44
39:YT:48:ILE:H	39:YT:48:ILE:HD12	1.83	0.44
19:XS:81:ARG:HB2	19:XS:81:ARG:HE	1.36	0.44
25:YA:627:A:H4'	25:YA:628:G:H5'	1.99	0.44
15:XO:82:ILE:O	15:XO:86:GLY:N	2.51	0.44
6:XF:33:TYR:HB2	6:XF:75:LEU:HD12	1.99	0.44
55:R9:24:TYR:CE2	55:R9:35:ARG:HG3	2.53	0.44
25:YA:1183:G:H4'	49:Y3:29:ARG:HH22	1.82	0.44
25:YA:1914:C:H2'	25:YA:1915:U:O4'	2.18	0.44
31:RH:28:GLY:HA3	31:RH:79:VAL:HB	2.00	0.44
2:XB:195:ASP:O	8:XH:74:PRO:HG3	2.18	0.44
22:QV:43:A:H2'	22:QV:44:A:C8	2.53	0.44
31:RH:123:PHE:O	31:RH:125:VAL:HG23	2.18	0.44
25:RA:1543:A:H2	25:RA:1545:A:N7	2.16	0.44
19:XS:64:GLU:HG3	50:Y4:55:ARG:HH12	1.81	0.44
51:R5:16:ARG:HD2	51:R5:20:ARG:NH1	2.33	0.44

Continued on next page...

Continued from previous page...

Atom-1	Atom-2	Interatomic distance (Å)	Clash overlap (Å)
1:QA:584:G:H2'	1:QA:585:G:C8	2.53	0.44
25:RA:807:U:O2'	25:RA:2060:A:N1	2.46	0.44
39:RT:107:ASP:O	39:RT:111:ARG:NH1	2.51	0.44
54:Y8:49:VAL:HG23	54:Y8:53:PRO:HB3	2.00	0.44
46:Y0:43:THR:HG23	46:Y0:43:THR:O	2.17	0.44
1:XA:690:G:H22	11:XK:55:LYS:HZ1	1.66	0.44
28:YE:37:ARG:O	28:YE:45:THR:HA	2.18	0.44
2:QB:71:VAL:HA	2:QB:93:VAL:HB	2.00	0.44
48:Y2:31:GLU:HB2	48:Y2:53:LEU:HD11	2.00	0.44
43:RX:87:GLN:O	43:RX:88:LYS:HG3	2.18	0.44
26:YB:80:U:O2'	26:YB:81:G:H5'	2.18	0.44
11:QK:92:GLU:HB3	11:QK:96:ARG:NH1	2.33	0.44
43:RX:57:LEU:HD11	43:RX:78:LYS:HD2	1.99	0.44
7:QG:116:ALA:HA	7:QG:119:ARG:HE	1.83	0.44
23:QW:19:G:H22	23:QW:56:C:N4	2.16	0.44
1:XA:1124:G:H3'	1:XA:1145:C:H41	1.83	0.44
1:QA:991:U:O2	1:QA:993:G:H8	2.01	0.44
25:YA:2619:C:H5''	28:YE:152:LYS:HA	1.99	0.44
12:XL:39:VAL:HG12	12:XL:41:ARG:HG3	2.00	0.44
25:RA:1331:A:O2'	25:RA:1332:G:H8	2.00	0.44
45:YZ:166:SER:HB2	45:YZ:167:PRO:C	2.39	0.44
1:XA:939:G:H5''	7:XG:102:ARG:NH2	2.32	0.44
51:R5:59:GLU:H	51:R5:59:GLU:HG2	1.64	0.44
25:RA:558:G:OP1	33:RN:111:PRO:HD2	2.18	0.44
37:RR:54:LEU:HD23	37:RR:66:VAL:HG23	1.98	0.44
25:RA:2396:G:O5'	47:R1:25:LYS:HE2	2.18	0.44
25:YA:18:C:O2'	25:YA:553:U:OP1	2.35	0.44
30:RG:95:ARG:O	30:RG:99:MET:HG2	2.18	0.44
50:Y4:60:GLN:HB3	50:Y4:61:ARG:H	1.55	0.44
25:RA:1178:C:H2'	25:RA:1179:C:C6	2.53	0.44
37:RR:27:SER:HB3	37:RR:34:ILE:HD11	2.00	0.44
13:XM:23:TYR:HE2	13:XM:70:LEU:HD12	1.83	0.44
52:R6:40:CYS:HA	52:R6:41:PRO:HD2	1.85	0.44
50:Y4:48:ARG:CZ	50:Y4:51:ASP:HA	2.47	0.44
13:XM:80:ARG:NE	50:Y4:71:ARG:HH22	2.12	0.44
29:YF:184:TYR:CE2	29:YF:188:ARG:HD2	2.52	0.44
47:Y1:70:VAL:O	47:Y1:73:LEU:HB2	2.18	0.44
1:XA:130:A:N3	1:XA:263:A:O2'	2.43	0.44
27:RD:65:ILE:H	27:RD:65:ILE:HD13	1.82	0.44
1:QA:936:C:H2'	1:QA:937:A:O4'	2.18	0.44
15:QO:39:LEU:HD23	15:QO:39:LEU:HA	1.68	0.44

Continued on next page...

Continued from previous page...

Atom-1	Atom-2	Interatomic distance (Å)	Clash overlap (Å)
31:YH:4:ILE:H	31:YH:4:ILE:HG12	1.59	0.44
45:RZ:29:TYR:CE2	45:RZ:87:ASP:HB3	2.53	0.44
12:QL:44:THR:HA	12:QL:45:PRO:HD3	1.74	0.44
25:YA:2114:A:H3'	25:YA:2114:A:N3	2.32	0.44
25:YA:414:C:H2'	25:YA:415:A:C8	2.53	0.44
1:XA:606:G:N2	1:XA:631:G:H8	2.16	0.44
1:QA:1015:A:H1'	1:QA:1219:U:H5'	2.00	0.44
12:XL:62:SER:C	12:XL:64:TYR:H	2.21	0.44
25:RA:191:A:H2'	25:RA:192:C:C6	2.52	0.44
1:XA:791:G:H2'	1:XA:792:A:H5'	2.00	0.44
1:QA:1231:G:O3'	9:QI:126:SER:OG	2.22	0.44
30:RG:95:ARG:C	30:RG:99:MET:HG2	2.38	0.44
1:QA:97:U:H2'	1:QA:99:C:C6	2.53	0.44
25:RA:859:G:O2'	25:RA:860:U:O2	2.20	0.44
25:RA:134:C:H2'	25:RA:135:G:C8	2.53	0.44
2:QB:228:GLY:O	2:QB:230:VAL:N	2.50	0.44
1:QA:17:U:H2'	1:QA:18:C:C6	2.53	0.44
1:QA:280:C:H3'	1:QA:281:G:H5'	1.99	0.44
25:RA:2556:C:H2'	25:RA:2557:G:O4'	2.17	0.44
1:QA:900:A:H2'	1:QA:901:A:C8	2.53	0.44
28:YE:105:THR:OG1	28:YE:199:ARG:NH1	2.50	0.44
1:QA:738:C:OP2	6:QF:92:LYS:NZ	2.50	0.44
28:RE:143:ASN:HD22	28:RE:147:PRO:HD3	1.83	0.44
1:QA:489:C:H2'	1:QA:490:G:H8	1.83	0.44
32:RI:64:GLU:O	32:RI:67:ARG:NH2	2.51	0.44
28:YE:188:VAL:O	28:YE:188:VAL:HG13	2.18	0.43
25:RA:1543:A:N3	25:RA:1545:A:O4'	2.51	0.43
29:YF:66:PRO:O	29:YF:68:LYS:N	2.51	0.43
30:YG:67:LYS:O	30:YG:67:LYS:HD2	2.17	0.43
27:YD:250:TRP:HE3	27:YD:252:TRP:NE1	2.16	0.43
28:RE:119:ARG:HD3	28:RE:160:TYR:HB2	2.00	0.43
44:RY:81:LYS:HB2	44:RY:96:ILE:CG2	2.48	0.43
1:XA:1147:C:O2	9:XI:16:ARG:NH1	2.51	0.43
52:R6:41:PRO:HD2	52:R6:46:HIS:H	1.83	0.43
31:YH:15:VAL:O	31:YH:15:VAL:HG23	2.17	0.43
27:YD:61:LEU:HA	27:YD:61:LEU:HD13	1.92	0.43
27:RD:72:LYS:NZ	27:RD:99:ASP:OD2	2.43	0.43
25:YA:1050:A:H8	25:YA:2751:G:O2'	2.01	0.43
25:RA:1363:C:H2'	25:RA:1364:G:H8	1.83	0.43
26:YB:41:U:O4	30:YG:70:VAL:HG23	2.17	0.43
17:QQ:60:ILE:HB	17:QQ:74:LEU:HD23	2.00	0.43

Continued on next page...

Continued from previous page...

Atom-1	Atom-2	Interatomic distance (Å)	Clash overlap (Å)
15:XO:39:LEU:HD13	15:XO:56:LEU:HB2	2.00	0.43
1:XA:793:U:H3'	1:XA:794:A:H5''	1.99	0.43
16:XP:39:TYR:CZ	16:XP:41:PRO:HB3	2.53	0.43
2:QB:74:LYS:O	2:QB:78:GLN:HG3	2.18	0.43
37:YR:38:VAL:HG22	37:YR:112:ALA:HB2	1.99	0.43
55:Y9:1:MET:O	55:Y9:34:GLN:HG2	2.18	0.43
3:XC:108:ASN:HB3	3:XC:111:LEU:HD12	2.00	0.43
11:XK:19:ALA:HB2	11:XK:32:ILE:HG22	2.00	0.43
25:RA:210:C:H2'	25:RA:211:A:C8	2.53	0.43
30:YG:10:LYS:HE2	30:YG:175:LEU:O	2.18	0.43
25:YA:2271:G:OP1	46:Y0:18:ALA:HB1	2.17	0.43
25:YA:2556:C:H2'	25:YA:2557:G:O4'	2.17	0.43
25:YA:2566:A:H4'	25:YA:2567:G:O5'	2.18	0.43
16:XP:4:ILE:HB	16:XP:66:PRO:HB3	2.00	0.43
1:QA:838:G:C6	1:QA:842:C:H1'	2.53	0.43
1:QA:1200:C:O2'	1:QA:1201:A:OP2	2.29	0.43
15:QO:17:ARG:HD3	15:QO:26:GLU:HG3	1.99	0.43
13:XM:14:ARG:H	13:XM:44:ARG:CD	2.25	0.43
7:QG:9:VAL:HG13	7:QG:94:ARG:NH2	2.27	0.43
1:QA:952:U:H2'	1:QA:953:G:H8	1.82	0.43
1:XA:501:C:H1'	1:XA:549:C:H1'	2.00	0.43
41:YV:52:VAL:O	41:YV:54:GLY:N	2.51	0.43
9:QI:16:ARG:O	9:QI:63:ILE:HA	2.17	0.43
25:RA:2293:C:H5''	38:RS:89:ARG:HH12	1.84	0.43
35:YP:126:VAL:HG12	35:YP:147:LEU:CD2	2.48	0.43
37:YR:34:ILE:HD13	37:YR:34:ILE:HA	1.71	0.43
9:XI:118:LYS:O	9:XI:119:ALA:HB3	2.18	0.43
4:XD:100:ARG:NH1	4:XD:137:SER:HB3	2.33	0.43
1:QA:1124:G:H5''	1:QA:1145:C:H41	1.81	0.43
4:XD:112:VAL:N	4:XD:116:GLN:OE1	2.38	0.43
25:RA:2102:U:H2'	25:RA:2103:C:C6	2.54	0.43
36:RQ:136:ALA:O	36:RQ:138:ASP:N	2.46	0.43
25:RA:582:G:H2'	25:RA:583:G:C8	2.53	0.43
1:QA:1317:C:N3	19:QS:37:ARG:NH2	2.66	0.43
25:RA:1497:U:H5''	25:RA:1498:C:H5	1.83	0.43
12:QL:70:ILE:HD13	12:QL:77:LEU:HD12	1.99	0.43
3:QC:81:GLY:O	3:QC:85:ARG:HB2	2.18	0.43
47:R1:49:VAL:HG11	47:R1:70:VAL:HG11	1.98	0.43
1:XA:1062:U:H2'	1:XA:1063:C:C6	2.53	0.43
52:R6:28:ARG:HG3	52:R6:31:PRO:HD2	2.00	0.43
34:RO:106:LEU:HD23	34:RO:106:LEU:HA	1.81	0.43

Continued on next page...

Continued from previous page...

Atom-1	Atom-2	Interatomic distance (Å)	Clash overlap (Å)
43:RX:67:GLY:O	43:RX:69:TYR:N	2.43	0.43
36:RQ:79:LEU:HA	36:RQ:79:LEU:HD22	1.82	0.43
39:YT:35:LYS:H	39:YT:35:LYS:HD2	1.83	0.43
25:RA:2406:U:N3	35:RP:73:GLY:O	2.48	0.43
1:QA:1488:G:H2'	1:QA:1489:G:H8	1.81	0.43
28:RE:36:ARG:HH21	28:RE:88:GLY:HA2	1.84	0.43
25:RA:2303:G:O2'	30:RG:132:ASN:HB2	2.17	0.43
25:RA:2306:C:H2'	25:RA:2307:G:H21	1.83	0.43
56:Z7:1:T17:H66	56:Z7:2:GLY:N	2.21	0.43
32:YI:130:TYR:N	32:YI:136:VAL:O	2.51	0.43
1:QA:585:G:O3'	17:QQ:34:LYS:NZ	2.51	0.43
25:YA:242:G:H3'	54:Y8:6:THR:HG23	1.99	0.43
44:RY:97:ARG:HE	44:RY:98:VAL:HB	1.83	0.43
5:QE:100:VAL:HG22	5:QE:118:ILE:HG22	1.99	0.43
37:YR:70:LEU:HD23	37:YR:70:LEU:HA	1.84	0.43
10:XJ:32:ALA:H	10:XJ:78:ASN:ND2	2.16	0.43
3:XC:72:LYS:HB3	3:XC:75:VAL:HG23	2.00	0.43
27:RD:145:VAL:HG11	27:RD:175:LEU:HD11	2.00	0.43
25:YA:898:C:C2'	25:YA:899:A:H5'	2.48	0.43
25:RA:2232:U:OP2	47:R1:40:ARG:NH1	2.42	0.43
15:XO:56:LEU:HD21	25:YA:715:G:C4	2.53	0.43
1:XA:1292:U:OP1	7:XG:41:ARG:NH2	2.51	0.43
31:YH:67:LEU:O	31:YH:71:LEU:HB2	2.17	0.43
14:XN:29:ARG:HD3	14:XN:40:CYS:HB2	1.99	0.43
25:YA:2328:A:H2'	25:YA:2329:G:C8	2.53	0.43
32:RI:124:GLY:O	32:RI:142:VAL:HG23	2.18	0.43
1:QA:1510:U:H2'	1:QA:1511:G:C8	2.52	0.43
25:RA:270(F):U:H2'	25:RA:270(G):C:C6	2.53	0.43
25:RA:2226:C:H2'	25:RA:2227:A:O4'	2.18	0.43
10:XJ:54:PHE:CZ	10:XJ:55:LYS:HE3	2.54	0.43
33:RN:58:ASP:HB3	33:RN:95:PRO:HB3	2.00	0.43
34:YO:88:ASN:OD1	34:YO:90:GLN:HB2	2.19	0.43
27:YD:92:ILE:HD12	27:YD:104:TYR:CD2	2.54	0.43
20:XT:98:PRO:C	20:XT:100:ILE:H	2.21	0.43
15:XO:25:THR:HG21	15:XO:70:LEU:HB2	2.01	0.43
1:XA:186(E):C:N4	1:XA:191(B):G:H1	2.12	0.43
9:QI:116:LYS:HE2	9:QI:122:ALA:HB2	2.01	0.43
25:RA:974(A):C:H4'	25:RA:975:G:C5'	2.49	0.43
48:Y2:15:LYS:H	48:Y2:67:LYS:CE	2.32	0.43
22:XV:28:C:H2'	22:XV:29:G:C8	2.53	0.43
29:YF:64:ILE:HG23	29:YF:65:TRP:CD1	2.53	0.43

Continued on next page...

Continued from previous page...

Atom-1	Atom-2	Interatomic distance (Å)	Clash overlap (Å)
11:QK:19:ALA:HB2	11:QK:32:ILE:HG22	2.00	0.43
11:QK:38:ASN:HA	11:QK:39:PRO:HD3	1.88	0.43
1:XA:1158:C:H4'	2:XB:133:LYS:HZ3	1.83	0.43
25:YA:651:G:OP1	54:Y8:19:SER:N	2.47	0.43
44:RY:42:VAL:O	44:RY:65:ALA:N	2.45	0.43
35:YP:83:VAL:O	35:YP:114:ILE:HA	2.19	0.43
56:Z7:8:LYS:HG3	56:Z7:9:LYS:H	1.83	0.43
33:RN:33:LEU:HA	33:RN:38:HIS:CE1	2.54	0.43
1:XA:960:U:H4'	1:XA:961:U:C5'	2.48	0.43
26:RB:75:G:H4'	45:RZ:36:LYS:HG2	2.00	0.43
1:XA:877:C:H5''	8:XH:88:LYS:HD3	2.00	0.43
25:YA:1694:C:H4'	25:YA:1695:G:O5'	2.18	0.43
17:QQ:63:ARG:HG2	17:QQ:64:PRO:HD2	2.00	0.43
25:RA:556:G:O5'	25:RA:556:G:H8	2.00	0.43
2:XB:215:LEU:HA	2:XB:215:LEU:HD22	1.73	0.43
29:YF:33:LEU:HD12	29:YF:33:LEU:HA	1.87	0.43
25:YA:1173:G:H4'	25:YA:1174:A:N7	2.33	0.43
28:YE:87:GLU:O	28:YE:89:ASP:N	2.50	0.43
4:QD:171:GLY:HA2	4:QD:172:PRO:HD3	1.87	0.43
43:YX:72:LYS:HG2	43:YX:73:ARG:O	2.18	0.43
22:QV:28:C:H2'	22:QV:29:G:H8	1.83	0.43
18:QR:37:VAL:HG22	18:QR:78:LEU:HB3	2.00	0.43
38:RS:29:PHE:HD1	38:RS:92:TYR:HH	1.66	0.43
25:RA:476:G:H1'	25:RA:480:A:N6	2.34	0.43
47:Y1:25:LYS:C	47:Y1:27:GLU:H	2.22	0.43
32:YI:110:ASP:HB3	32:YI:112:LYS:N	2.33	0.43
2:XB:80:ILE:HG21	2:XB:212:GLN:HA	2.00	0.43
44:RY:47:LYS:O	44:RY:49:VAL:N	2.51	0.43
1:QA:1299:A:C6	1:QA:1301:U:C2	3.06	0.43
26:YB:15:A:H1'	26:YB:109:G:C4	2.53	0.43
45:YZ:5:LEU:HB3	45:YZ:59:LEU:HA	2.00	0.43
34:YO:64:ARG:HG2	34:YO:79:PHE:CD1	2.54	0.43
25:RA:1337:G:H2'	25:RA:1338:G:C8	2.53	0.43
25:YA:1223:C:OP2	41:YV:88:ARG:NH1	2.51	0.43
25:RA:2713:A:OP1	37:RR:14:SER:OG	2.30	0.43
2:XB:37:ASN:C	2:XB:39:ILE:H	2.20	0.43
39:RT:1:MET:O	39:RT:3:ARG:HG2	2.19	0.43
1:XA:977:A:O2'	1:XA:981:U:N3	2.47	0.43
1:QA:452:A:O2'	1:QA:453:A:O5'	2.36	0.43
25:RA:134:C:H2'	25:RA:135:G:H8	1.82	0.43
25:YA:826:U:OP1	25:YA:2429:G:OP1	2.36	0.43

Continued on next page...

Continued from previous page...

Atom-1	Atom-2	Interatomic distance (Å)	Clash overlap (Å)
25:YA:1680:U:O2	25:YA:1763:G:H3'	2.18	0.43
49:Y3:51:ALA:HA	49:Y3:54:VAL:HG12	2.00	0.43
22:XV:76:A:O2'	25:YA:2451:A:O2'	2.19	0.43
33:YN:112:LEU:HG	33:YN:112:LEU:O	2.17	0.43
25:YA:1530:G:O6	25:YA:1542:G:N2	2.52	0.43
1:XA:743:U:H2'	1:XA:744:C:C6	2.54	0.43
1:QA:767:A:H2'	1:QA:768:A:O4'	2.18	0.43
36:RQ:116:GLU:O	36:RQ:120:ILE:HG12	2.17	0.43
1:XA:757:U:H2'	1:XA:758:G:O4'	2.18	0.43
25:YA:1359:A:N6	25:YA:1373:A:C4	2.87	0.43
44:YY:80:GLY:O	44:YY:81:LYS:HG3	2.18	0.43
25:YA:67:U:C2	25:YA:74:A:H2	2.35	0.43
16:XP:45:THR:HG22	16:XP:47:ASP:N	2.26	0.43
45:YZ:52:SER:OG	45:YZ:52:SER:O	2.30	0.43
13:XM:7:VAL:HA	50:Y4:34:GLU:OE1	2.19	0.43
53:Y7:47:ARG:HB2	53:Y7:48:LYS:H	1.59	0.43
25:YA:2308:G:H22	25:YA:2311:A:H2	1.66	0.43
25:YA:582:G:H2'	25:YA:583:G:C8	2.54	0.43
25:YA:1054:A:H5'	25:YA:1055:G:OP2	2.18	0.43
25:YA:1910:G:H1	25:YA:1920:C:N4	2.15	0.43
35:YP:126:VAL:HG22	35:YP:145:PRO:HG2	2.00	0.43
37:YR:33:ARG:HH21	51:Y5:55:ARG:HG2	1.82	0.43
25:RA:443:A:H1'	25:RA:1201:C:O4'	2.17	0.43
27:YD:132:PRO:HG3	27:YD:190:TYR:CE1	2.54	0.43
9:XI:8:GLY:HA2	9:XI:79:LEU:HD12	2.01	0.43
14:YN:27:CYS:SG	14:YN:29:ARG:HB2	2.58	0.43
12:XL:58:VAL:O	12:XL:65:GLU:HA	2.18	0.43
16:QP:20:VAL:HG21	16:QP:32:TYR:CE2	2.54	0.43
25:RA:1638:C:H5''	25:RA:2710:C:O2'	2.19	0.43
25:YA:1870:C:H2'	25:YA:1871:A:O4'	2.18	0.43
50:Y4:43:TYR:CD1	50:Y4:43:TYR:C	2.92	0.43
47:Y1:94:LEU:HD23	47:Y1:94:LEU:HA	1.82	0.43
44:YY:67:LEU:HA	44:YY:67:LEU:HD12	1.78	0.43
8:QH:105:ARG:HD3	8:QH:105:ARG:HA	1.78	0.43
25:YA:1903:G:OP2	27:YD:241:PRO:HB2	2.19	0.43
10:XJ:44:VAL:HG13	10:XJ:66:ARG:HG2	1.99	0.43
25:YA:1916:A:H2'	25:YA:1917:U:O4'	2.18	0.43
35:RP:90:ARG:HB3	35:RP:91:PHE:H	1.68	0.43
28:YE:14:ILE:HG23	28:YE:15:PHE:N	2.34	0.43
28:RE:14:ILE:H	28:RE:21:VAL:HA	1.84	0.43
31:YH:152:ARG:O	31:YH:153:LYS:HB2	2.19	0.43

Continued on next page...

Continued from previous page...

Atom-1	Atom-2	Interatomic distance (Å)	Clash overlap (Å)
50:Y4:55:ARG:C	50:Y4:59:PHE:HB3	2.39	0.43
25:YA:265:A:O2'	25:YA:266:G:H4'	2.18	0.43
9:QI:112:LYS:HD3	9:QI:113:LYS:O	2.18	0.43
45:YZ:52:SER:C	45:YZ:54:HIS:H	2.22	0.43
25:RA:1101:U:H2'	25:RA:1102:C:H6	1.83	0.43
38:YS:39:ILE:HD12	38:YS:85:VAL:HG11	2.00	0.43
25:RA:2170:A:H2'	25:RA:2171:A:O4'	2.18	0.43
41:YV:55:ALA:HB2	41:YV:101:GLY:HA2	2.00	0.43
1:QA:1321:C:H4'	13:QM:87:TYR:CZ	2.54	0.43
35:RP:65:ARG:O	35:RP:68:GLN:NE2	2.50	0.43
38:RS:88:ASP:CG	38:RS:89:ARG:H	2.21	0.43
25:RA:1291:C:H2'	25:RA:1292:U:C6	2.52	0.43
4:QD:133:VAL:HG12	4:QD:135:LEU:H	1.83	0.43
25:YA:363(A):A:H2'	25:YA:363(B):G:C8	2.54	0.43
25:YA:273(C):C:N4	25:YA:363(C):G:H1	2.15	0.43
28:YE:119:ARG:HG2	28:YE:160:TYR:HB2	2.00	0.43
25:RA:519:U:H2'	25:RA:520:G:C8	2.54	0.43
1:QA:157:G:H1	1:QA:164:U:H3	1.66	0.43
28:RE:179:GLU:HB3	28:RE:181:LEU:HD22	1.99	0.43
4:XD:196:LEU:O	4:XD:198:VAL:N	2.51	0.43
22:XV:2:C:C2'	22:XV:3:G:H5'	2.48	0.43
6:QF:99:ALA:HB1	18:QR:23:LYS:HZ2	1.83	0.43
1:QA:842:C:O2'	1:QA:848:C:N4	2.51	0.43
1:QA:1511:G:H2'	1:QA:1512:U:O4'	2.19	0.43
25:RA:1728:G:H5'	25:RA:1729:A:OP2	2.18	0.43
8:QH:13:ILE:O	8:QH:17:THR:HG23	2.19	0.43
44:RY:46:LYS:HB2	44:RY:61:ILE:HG22	1.99	0.43
25:RA:1780:A:O2'	25:RA:1781:C:O2	2.31	0.43
42:RW:20:VAL:HG22	42:RW:47:VAL:HG21	2.00	0.43
25:YA:1952:A:C5	34:YO:22:ILE:HD12	2.54	0.43
25:YA:2615:U:C2	51:Y5:7:PRO:HA	2.52	0.43
25:YA:226:G:H2'	25:YA:227:A:C8	2.54	0.43
2:XB:100:GLY:N	2:XB:176:GLU:OE2	2.47	0.43
1:XA:22:G:H2'	1:XA:23:C:C6	2.53	0.43
44:RY:55:TYR:N	44:RY:55:TYR:CD1	2.87	0.43
14:QN:47:LEU:HA	14:QN:47:LEU:HD23	1.74	0.43
17:XQ:62:SER:HB3	17:XQ:72:ARG:HE	1.84	0.43
1:QA:857:C:H2'	1:QA:858:G:O4'	2.19	0.43
54:R8:58:ILE:HA	54:R8:61:LEU:HD21	2.01	0.43
25:RA:1308:A:H2'	25:RA:1309:G:O4'	2.17	0.43
25:RA:631:A:H2'	25:RA:632:A:O4'	2.18	0.43

Continued on next page...

Continued from previous page...

Atom-1	Atom-2	Interatomic distance (Å)	Clash overlap (Å)
1:XA:1298:C:H4'	1:XA:1299:A:N9	2.34	0.43
1:XA:1301:U:H2'	1:XA:1301:U:O2	2.18	0.43
25:YA:1190:G:H5'	35:YP:32:THR:HA	2.01	0.43
35:YP:30:THR:O	35:YP:33:ARG:HB2	2.18	0.43
13:QM:44:ARG:HB2	13:QM:47:ASP:OD2	2.19	0.43
50:Y4:6:HIS:HA	50:Y4:7:PRO:HD2	1.82	0.43
25:YA:1607:C:H5''	25:YA:1608:A:H5'	2.01	0.43
1:XA:672:U:H2'	1:XA:673:G:C8	2.54	0.43
2:XB:212:GLN:NE2	2:XB:216:SER:HB2	2.34	0.43
1:XA:1005:A:HO2'	1:XA:1037:C:HO2'	1.62	0.43
27:RD:35:LYS:HE3	27:RD:64:ILE:C	2.39	0.43
44:YY:87:LYS:HB2	44:YY:87:LYS:NZ	2.34	0.43
35:YP:15:ARG:O	35:YP:17:LYS:HG3	2.19	0.43
25:RA:2133:G:O2'	25:RA:2158:A:N1	2.52	0.43
5:XE:42:GLY:CA	5:XE:66:MET:HG2	2.48	0.43
30:YG:31:VAL:HA	30:YG:32:PRO:HD3	1.83	0.43
14:YN:6:LEU:HD23	14:YN:23:ARG:HH22	1.83	0.43
26:YB:12:C:O2'	46:Y0:74:ARG:HG3	2.19	0.43
29:RF:9:ILE:HG23	29:RF:20:LEU:O	2.18	0.43
36:RQ:20:ALA:HA	36:RQ:98:LYS:HB3	2.00	0.43
39:RT:19:LEU:HA	39:RT:20:PRO:HD3	1.86	0.43
23:QW:16:U:H5'	23:QW:17:C:OP2	2.18	0.43
25:RA:2376:A:H2'	25:RA:2377:A:O4'	2.18	0.43
35:YP:5:ASP:O	35:YP:6:LEU:C	2.57	0.43
25:YA:2780:G:P	33:YN:118:LYS:HE2	2.58	0.43
2:QB:8:LYS:HE3	2:QB:11:LEU:HB3	2.01	0.43
1:XA:603:U:H2'	1:XA:604:G:C8	2.54	0.43
2:XB:7:VAL:HG21	2:XB:217:ARG:NH1	2.34	0.43
35:RP:18:ARG:HD2	35:RP:27:HIS:CD2	2.54	0.43
25:YA:1231:G:H2'	25:YA:1232:G:C8	2.54	0.43
1:QA:601:C:H2'	1:QA:602:A:H8	1.83	0.43
1:XA:636:U:H2'	1:XA:637:G:C8	2.54	0.43
12:XL:59:ARG:NH1	12:XL:65:GLU:OE2	2.51	0.43
2:QB:167:PRO:HG3	2:QB:188:ALA:HB2	2.01	0.43
25:RA:671:C:H2'	25:RA:672:C:C6	2.54	0.43
30:YG:145:THR:O	30:YG:147:ASP:N	2.44	0.43
28:YE:4:ILE:HD12	28:YE:28:ALA:HB1	2.01	0.43
1:XA:134:A:H61	16:XP:25:ARG:NH1	2.17	0.43
12:XL:110:VAL:CG2	12:XL:120:TYR:HB3	2.48	0.43
17:QQ:45:HIS:NE2	17:QQ:47:PRO:HG3	2.34	0.43
1:XA:1436:U:H2'	1:XA:1437:C:O4'	2.18	0.43

Continued on next page...

Continued from previous page...

Atom-1	Atom-2	Interatomic distance (Å)	Clash overlap (Å)
25:YA:1799:G:H4'	25:YA:1800:C:O5'	2.18	0.43
5:XE:69:VAL:O	5:XE:71:LEU:N	2.51	0.43
12:QL:85:ILE:HD12	12:QL:85:ILE:HA	1.75	0.43
1:XA:1373:G:O3'	7:XG:36:LYS:NZ	2.51	0.43
1:XA:1392:G:H2'	1:XA:1393:U:C6	2.53	0.43
7:XG:140:ASP:HA	7:XG:143:ARG:NH1	2.34	0.43
19:XS:68:GLY:HA3	50:Y4:59:PHE:CE1	2.43	0.43
25:RA:2058:A:H8	25:RA:2058:A:O5'	2.02	0.43
25:YA:242:G:H1'	25:YA:243:U:OP2	2.18	0.43
13:XM:4:ILE:HG22	13:XM:5:ALA:N	2.34	0.43
28:RE:34:VAL:HG23	28:RE:64:LYS:HZ2	1.84	0.43
4:QD:155:LEU:O	4:QD:159:ARG:HG2	2.19	0.43
39:YT:80:SER:HA	39:YT:81:PRO:HD3	1.89	0.43
1:QA:266:G:O2'	1:QA:267:C:OP2	2.32	0.43
25:RA:242:G:H3'	54:R8:6:THR:HG23	2.01	0.43
1:QA:1346:A:H2'	7:QG:10:ARG:HH22	1.83	0.43
39:RT:107:ASP:O	39:RT:110:ILE:HG22	2.19	0.43
25:YA:2371:G:O2'	52:Y6:45:LYS:HB3	2.19	0.43
36:RQ:104:PHE:CE2	36:RQ:125:LEU:HD11	2.53	0.43
1:QA:383:A:O5'	1:QA:383:A:H8	2.02	0.43
25:YA:857:C:H1'	46:Y0:26:TYR:CE1	2.54	0.43
25:RA:2336:A:H61	46:R0:43:THR:CG2	2.32	0.43
3:XC:149:ALA:HA	3:XC:201:TYR:O	2.18	0.43
1:QA:1179:A:H2'	1:QA:1180:A:O4'	2.19	0.43
8:QH:101:PRO:HG2	8:QH:133:LEU:HD11	2.01	0.43
25:YA:363(B):G:H2'	25:YA:363(C):G:C8	2.54	0.43
9:QI:17:VAL:HG11	9:QI:81:ILE:HD13	2.00	0.43
52:Y6:28:ARG:HH21	52:Y6:30:THR:HG23	1.84	0.43
48:Y2:17:SER:HB3	48:Y2:67:LYS:HE3	2.00	0.43
25:YA:746:A:C6	25:YA:2611:U:H5''	2.54	0.43
25:RA:2563:U:H2'	25:RA:2565:A:OP2	2.19	0.43
28:YE:201:THR:HG22	28:YE:203:LYS:H	1.83	0.43
43:YX:53:LYS:H	43:YX:82:GLN:HB3	1.83	0.43
35:YP:113:LYS:HG2	35:YP:115:LEU:HD23	2.01	0.43
6:XF:30:LEU:HB3	6:XF:35:ALA:HB3	2.01	0.43
1:QA:1488:G:H2'	1:QA:1489:G:C8	2.53	0.43
25:RA:1492:G:H3'	25:RA:1493:C:H5'	2.01	0.43
25:YA:118:A:N3	25:YA:178:G:H1'	2.34	0.43
2:XB:172:ILE:O	2:XB:175:ARG:HB3	2.18	0.43
25:RA:2517:C:C2	25:RA:2542:A:N6	2.87	0.43
25:RA:1245:G:OP1	35:RP:13:ASN:ND2	2.50	0.43

Continued on next page...

Continued from previous page...

Atom-1	Atom-2	Interatomic distance (Å)	Clash overlap (Å)
23:XW:60:U:O2'	23:XW:61:C:H5'	2.19	0.43
25:YA:507:A:H5''	25:YA:508:G:H5'	2.01	0.43
1:QA:24:U:H2'	1:QA:25:C:H6	1.84	0.43
25:RA:1444(A):A:H4'	25:RA:1460:A:O2'	2.18	0.43
5:QE:18:ARG:HE	5:QE:18:ARG:HB3	1.52	0.43
5:XE:9:LYS:HE3	5:XE:9:LYS:HB2	1.89	0.43
48:Y2:61:LEU:HD23	48:Y2:61:LEU:HA	1.85	0.43
30:YG:103:LEU:HA	30:YG:103:LEU:HD23	1.83	0.43
25:RA:2749:A:H4'	31:RH:62:LYS:HB3	2.01	0.43
25:YA:579:G:O2'	25:YA:2019:A:OP1	2.29	0.43
32:RI:68:LEU:HA	32:RI:71:ILE:HG22	2.00	0.43
27:YD:134:ARG:HD3	27:YD:135:PHE:CE1	2.54	0.43
25:YA:1373:A:C6	25:YA:1374:G:C4	3.07	0.43
13:QM:3:ARG:NH2	30:RG:139:LEU:HD13	2.34	0.43
36:RQ:81:VAL:C	36:RQ:82:ARG:CG	2.85	0.43
6:XF:16:GLN:HA	6:XF:19:LEU:CB	2.49	0.43
25:YA:630:G:N2	25:YA:633:A:OP2	2.45	0.43
25:YA:751:A:H5'	42:YW:90:ARG:HA	1.99	0.43
25:YA:897:C:H4'	45:YZ:182:LYS:HD2	2.01	0.43
34:RO:104:ARG:HD3	39:RT:36:GLU:OE2	2.19	0.43
28:RE:48:GLN:OE1	28:RE:64:LYS:NZ	2.52	0.43
18:XR:56:THR:HB	18:XR:58:LEU:HD12	2.01	0.43
47:Y1:58:ILE:HG23	47:Y1:87:PRO:HG3	2.01	0.43
25:RA:2059:A:H5'	25:RA:2060:A:OP2	2.19	0.43
32:RI:31:LEU:HD11	32:RI:38:LEU:HG	2.00	0.43
1:XA:1494:G:N7	58:XA:1672:PAR:N32	2.66	0.43
25:RA:2684:U:OP1	39:RT:53:ARG:HD3	2.19	0.43
25:RA:2849:U:O4	39:RT:23:ARG:NH2	2.40	0.43
52:Y6:41:PRO:HG2	52:Y6:45:LYS:N	2.29	0.43
3:QC:11:ARG:HB3	3:QC:15:THR:HB	2.01	0.43
45:RZ:48:PHE:CE1	45:RZ:52:SER:HA	2.54	0.43
28:YE:36:ARG:HH21	28:YE:88:GLY:CA	2.32	0.43
31:RH:124:GLU:HB3	31:RH:132:ARG:CG	2.48	0.43
28:YE:111:ARG:HD2	28:YE:160:TYR:CE2	2.54	0.43
38:YS:30:ARG:NH2	38:YS:92:TYR:CD1	2.87	0.43
52:R6:7:ILE:HG13	52:R6:8:LYS:H	1.84	0.43
1:XA:1316:G:H4'	14:YN:18:VAL:HG11	2.00	0.43
49:Y3:7:LYS:HE2	49:Y3:32:GLN:O	2.19	0.43
1:QA:579:G:H2'	1:QA:580:U:C6	2.54	0.43
25:YA:1952:A:N3	25:YA:2560:C:O2'	2.49	0.43
44:RY:54:LYS:HB3	44:RY:55:TYR:CD1	2.53	0.43

Continued on next page...

Continued from previous page...

Atom-1	Atom-2	Interatomic distance (Å)	Clash overlap (Å)
1:QA:999:U:H2'	1:QA:1000:A:C8	2.54	0.43
29:RF:34:TRP:CE3	29:RF:35:GLU:HG2	2.54	0.43
8:XH:13:ILE:O	8:XH:17:THR:HG23	2.19	0.43
1:XA:1429:C:H2'	1:XA:1430:C:H6	1.83	0.43
50:Y4:14:ILE:HG13	50:Y4:31:ILE:HB	1.99	0.43
25:YA:1342:A:OP1	43:YX:36:LYS:NZ	2.52	0.43
28:RE:116:VAL:HG11	28:RE:138:PRO:HB3	2.01	0.43
23:XW:72:C:H2'	23:XW:73:A:O4'	2.19	0.43
36:YQ:45:GLN:H	36:YQ:45:GLN:CD	2.22	0.43
38:RS:12:PHE:HD1	38:RS:12:PHE:HA	1.72	0.43
1:QA:398:C:H2'	1:QA:399:G:H8	1.84	0.43
25:RA:395:U:H2'	25:RA:396:G:C8	2.53	0.43
25:RA:1543:A:HO2'	25:RA:1544:C:H3'	1.82	0.42
13:QM:4:ILE:H	13:QM:9:ILE:HG22	1.84	0.42
45:RZ:111:VAL:HG13	45:RZ:112:ARG:H	1.83	0.42
27:YD:248:SER:HB3	27:YD:252:TRP:CD2	2.54	0.42
34:YO:88:ASN:ND2	34:YO:92:GLU:HB2	2.23	0.42
25:RA:1022:G:H22	25:RA:1142(A):A:H2	1.66	0.42
52:R6:17:LYS:HB3	52:R6:44:ARG:NH2	2.30	0.42
33:YN:134:ARG:H	33:YN:135:PRO:HD3	1.83	0.42
41:YV:64:HIS:ND1	41:YV:92:THR:HG22	2.34	0.42
25:YA:443:A:H1'	25:YA:1201:C:O4'	2.19	0.42
1:XA:1490:C:H2'	1:XA:1491:G:H8	1.84	0.42
25:YA:512:G:OP1	25:YA:1234:U:O2'	2.33	0.42
25:YA:2783:G:H2'	25:YA:2784:C:C6	2.54	0.42
26:YB:81:G:O6	26:YB:95:U:C2	2.72	0.42
25:YA:277:C:H3'	25:YA:278:A:C5'	2.49	0.42
52:R6:8:LYS:O	52:R6:27:LYS:HA	2.18	0.42
23:QW:37:A:H2'	23:QW:38:A:O4'	2.19	0.42
6:QF:62:TRP:CH2	6:QF:64:GLN:HB2	2.54	0.42
1:XA:377:G:OP1	16:XP:5:ARG:NH1	2.47	0.42
41:RV:64:HIS:CG	41:RV:92:THR:HG22	2.52	0.42
1:QA:580:U:H2'	1:QA:581:G:O4'	2.18	0.42
40:RU:69:CYS:HB3	40:RU:106:PHE:CZ	2.54	0.42
7:QG:102:ARG:HG2	7:QG:106:GLN:OE1	2.19	0.42
1:QA:901:A:H8	1:QA:901:A:O5'	2.02	0.42
25:YA:1291:C:H2'	25:YA:1292:U:C6	2.54	0.42
31:YH:126:PRO:HB2	31:YH:127:GLU:H	1.59	0.42
25:YA:1354:A:OP1	27:YD:38:LYS:HE2	2.18	0.42
25:RA:2626:C:H2'	25:RA:2627:G:O4'	2.19	0.42
1:QA:612:C:O2	1:QA:629:G:N2	2.52	0.42

Continued on next page...

Continued from previous page...

Atom-1	Atom-2	Interatomic distance (Å)	Clash overlap (Å)
25:YA:1794:U:H2'	25:YA:1795:C:C6	2.53	0.42
28:RE:117:MET:HB2	28:RE:122:PHE:O	2.18	0.42
25:YA:2364:C:H2'	25:YA:2365:G:O4'	2.18	0.42
25:YA:2564:A:C2	25:YA:2647:U:H4'	2.53	0.42
1:QA:384:G:H2'	1:QA:385:C:C6	2.54	0.42
8:QH:25:ASP:OD1	8:QH:25:ASP:N	2.50	0.42
7:XG:38:LEU:O	7:XG:38:LEU:HD12	2.20	0.42
33:RN:61:ARG:HE	33:RN:61:ARG:HA	1.82	0.42
4:QD:158:ILE:HA	4:QD:158:ILE:HD13	1.82	0.42
18:QR:53:ARG:HH21	18:QR:60:ALA:N	2.17	0.42
45:RZ:115:GLY:HA2	45:RZ:175:VAL:O	2.19	0.42
25:RA:1005:C:O2'	33:RN:28:THR:HG21	2.18	0.42
25:RA:2869:G:H2'	25:RA:2870:C:O4'	2.18	0.42
1:XA:755:G:OP2	15:XO:65:ARG:HG2	2.19	0.42
27:RD:169:GLU:N	27:RD:172:TYR:O	2.52	0.42
46:R0:51:VAL:N	46:R0:62:LEU:HD12	2.33	0.42
28:RE:22:PRO:O	28:RE:22:PRO:HD2	2.19	0.42
6:XF:100:ASN:ND2	18:XR:26:LEU:O	2.51	0.42
19:QS:41:VAL:HG12	19:QS:44:MET:HB2	2.02	0.42
25:YA:372:G:O2'	25:YA:373:U:P	2.77	0.42
31:RH:153:LYS:HD2	31:RH:153:LYS:N	2.33	0.42
35:RP:100:LEU:HD22	35:RP:100:LEU:HA	1.77	0.42
1:XA:1352:C:N4	1:XA:1370:G:H1	2.13	0.42
25:RA:994:C:OP1	40:RU:53:ARG:NH2	2.52	0.42
25:YA:2336:A:H61	46:Y0:43:THR:HG21	1.84	0.42
2:XB:68:ILE:HB	2:XB:70:PHE:HE1	1.84	0.42
33:RN:96:GLU:HB2	33:RN:122:VAL:HG12	2.00	0.42
25:YA:1063:G:H22	25:YA:1076:C:H1'	1.84	0.42
25:RA:622:G:H2'	25:RA:623:G:C8	2.54	0.42
25:YA:278:A:H4'	25:YA:279:C:OP1	2.19	0.42
1:QA:701:C:H1'	1:QA:703:G:C6	2.54	0.42
10:XJ:6:ILE:HG22	10:XJ:98:ILE:HG23	2.02	0.42
25:RA:2695:C:H2'	25:RA:2696:U:H6	1.84	0.42
35:YP:125:VAL:CG1	35:YP:138:LEU:HD21	2.49	0.42
9:QI:48:GLU:N	9:QI:49:PRO:HD2	2.34	0.42
25:YA:845:G:OP2	25:YA:845:G:H8	2.02	0.42
1:XA:769:G:H4'	1:XA:1513:A:H4'	2.00	0.42
15:QO:25:THR:HG21	15:QO:70:LEU:HB2	2.00	0.42
45:RZ:69:THR:HG22	45:RZ:90:VAL:HA	1.99	0.42
4:QD:108:LEU:HD21	4:QD:183:GLY:HA3	2.01	0.42
1:QA:986:A:N3	19:QS:52:TYR:OH	2.46	0.42

Continued on next page...

Continued from previous page...

Atom-1	Atom-2	Interatomic distance (Å)	Clash overlap (Å)
25:YA:2448:A:OP2	25:YA:2499:C:OP2	2.36	0.42
25:YA:323:G:H1'	25:YA:1205:U:O2	2.19	0.42
1:XA:19:C:OP1	5:XE:125:SER:OG	2.29	0.42
25:RA:1126:A:OP1	25:RA:1126:A:H8	2.03	0.42
18:QR:29:PHE:N	18:QR:29:PHE:CD1	2.87	0.42
48:Y2:8:LYS:HB2	48:Y2:8:LYS:HE3	1.83	0.42
33:RN:89:LYS:O	33:RN:93:THR:HG22	2.19	0.42
1:QA:1192:C:O2	5:QE:25:ARG:NH2	2.50	0.42
45:YZ:8:TYR:HA	45:YZ:62:PRO:HD3	2.00	0.42
12:XL:28:LYS:HB3	12:XL:30:ALA:HB2	2.01	0.42
25:RA:2319:G:O6	38:RS:4:LEU:HB2	2.19	0.42
25:RA:1756:G:H4'	25:RA:1758:G:O4'	2.19	0.42
1:XA:397:A:H5'	1:XA:398:C:OP1	2.19	0.42
37:RR:113:LEU:HD12	37:RR:113:LEU:HA	1.88	0.42
32:RI:52:ARG:CB	32:RI:56:LYS:CB	2.88	0.42
26:RB:37:C:N3	26:RB:48:A:O2'	2.47	0.42
1:QA:1499:A:H1'	1:QA:1520:G:H5'	2.01	0.42
1:QA:1367:C:H5'	10:QJ:60:ARG:NH2	2.35	0.42
33:YN:96:GLU:HG2	33:YN:97:ARG:H	1.84	0.42
39:YT:58:ASN:C	39:YT:58:ASN:HD22	2.23	0.42
30:YG:64:THR:CG2	30:YG:66:GLN:H	2.28	0.42
7:QG:153:HIS:HB3	11:QK:58:PRO:HG2	2.01	0.42
1:QA:1226:C:H4'	19:QS:80:TYR:OH	2.20	0.42
1:QA:542:G:H5'	4:QD:41:GLY:HA3	2.00	0.42
35:YP:39:LYS:HG3	35:YP:45:LEU:CD2	2.45	0.42
11:QK:120:ARG:HA	11:QK:121:PRO:HD3	1.87	0.42
49:Y3:4:LEU:HD22	49:Y3:56:VAL:HG12	2.01	0.42
25:YA:305:U:H2'	25:YA:306:U:C6	2.54	0.42
45:YZ:6:LYS:HB2	45:YZ:6:LYS:HE3	1.88	0.42
1:QA:296:U:H2'	1:QA:297:G:C8	2.54	0.42
25:RA:1508:A:O2'	25:RA:1509:C:O4'	2.36	0.42
32:RI:88:ILE:HG12	32:RI:88:ILE:H	1.65	0.42
25:YA:2392:A:H2	25:YA:2424:C:H42	1.68	0.42
25:RA:1188:U:H4'	41:RV:79:VAL:HG22	2.00	0.42
25:RA:177:G:H3'	25:RA:178:G:C8	2.52	0.42
28:YE:201:THR:HG22	28:YE:203:LYS:N	2.34	0.42
25:YA:740:U:H2'	25:YA:741:G:H8	1.84	0.42
25:YA:2629:A:O2'	25:YA:2630:G:H5''	2.19	0.42
17:QQ:29:HIS:CG	17:QQ:30:PRO:HD2	2.54	0.42
25:RA:2820:A:C6	37:RR:4:LEU:HD11	2.54	0.42
1:QA:24:U:H2'	1:QA:25:C:C6	2.54	0.42

Continued on next page...

Continued from previous page...

Atom-1	Atom-2	Interatomic distance (Å)	Clash overlap (Å)
31:YH:126:PRO:HG2	31:YH:128:PRO:HA	2.00	0.42
9:XI:91:ASP:C	9:XI:93:ARG:H	2.21	0.42
25:RA:2017:U:O2	51:R5:10:LYS:HB2	2.19	0.42
2:QB:130:ARG:HA	2:QB:131:PRO:HD3	1.81	0.42
25:YA:71:A:H62	25:YA:114:U:H1'	1.84	0.42
39:YT:45:PHE:CE1	39:YT:65:LYS:HE3	2.55	0.42
25:YA:1567:A:H5'	27:YD:58:HIS:CG	2.54	0.42
25:RA:1184:G:OP1	49:R3:29:ARG:NH1	2.51	0.42
40:RU:83:LEU:HD12	40:RU:113:ALA:HB2	2.01	0.42
25:YA:391:G:O2'	25:YA:410:G:OP1	2.30	0.42
27:RD:123:ALA:HA	27:RD:124:PRO:HD2	1.77	0.42
38:RS:93:LYS:HB2	38:RS:93:LYS:HE3	1.65	0.42
6:XF:95:GLU:HA	6:XF:96:PRO:HD3	1.87	0.42
53:Y7:25:PRO:HA	53:Y7:28:ARG:CZ	2.49	0.42
25:RA:2679:A:H4'	28:RE:165:VAL:HG11	2.01	0.42
8:XH:104:ARG:HD2	8:XH:138:TRP:CD2	2.53	0.42
4:QD:165:MET:O	4:QD:166:LYS:C	2.54	0.42
4:QD:29:PRO:C	4:QD:30:LYS:HD3	2.39	0.42
25:RA:1543:A:H2	25:RA:1545:A:C8	2.35	0.42
10:QJ:54:PHE:HB3	10:QJ:55:LYS:H	1.69	0.42
19:XS:64:GLU:HG3	50:Y4:55:ARG:NH1	2.34	0.42
6:QF:15:ASP:OD2	6:QF:18:GLN:CG	2.66	0.42
36:YQ:76:LYS:HG3	36:YQ:77:LYS:N	2.35	0.42
28:RE:9:VAL:HG23	28:RE:26:ILE:HA	2.00	0.42
31:YH:15:VAL:HG11	31:YH:79:VAL:CG2	2.45	0.42
27:YD:36:PRO:CB	27:YD:61:LEU:HB3	2.50	0.42
25:RA:987:G:H2'	25:RA:988:A:O4'	2.20	0.42
19:QS:10:PHE:CG	19:QS:11:VAL:N	2.88	0.42
25:RA:2119:A:C2	25:RA:2171:A:H1'	2.55	0.42
27:RD:33:LEU:HB3	27:RD:34:VAL:H	1.64	0.42
14:QN:41:ARG:NH2	14:QN:42:ILE:HD11	2.35	0.42
10:QJ:79:ARG:HA	10:QJ:79:ARG:HD3	1.78	0.42
38:YS:81:GLY:O	38:YS:83:LYS:N	2.53	0.42
54:Y8:52:LYS:N	54:Y8:53:PRO:HD2	2.33	0.42
3:QC:148:GLY:HA3	3:QC:172:ARG:O	2.18	0.42
1:QA:1306:A:H1'	1:QA:1332:A:C2	2.55	0.42
42:YW:86:LEU:HD22	42:YW:96:ILE:HD12	2.01	0.42
1:XA:690:G:H22	11:XK:55:LYS:HZ2	1.67	0.42
4:QD:120:LEU:HD23	4:QD:120:LEU:HA	1.86	0.42
1:QA:812:C:H1'	1:QA:813:U:OP2	2.19	0.42
45:RZ:181:GLU:HB3	45:RZ:182:LYS:H	1.61	0.42

Continued on next page...

Continued from previous page...

Atom-1	Atom-2	Interatomic distance (Å)	Clash overlap (Å)
35:YP:1:MET:HB3	35:YP:2:LYS:H	1.61	0.42
33:RN:30:ILE:HG23	33:RN:52:VAL:HG11	1.99	0.42
25:RA:464:U:H2'	25:RA:465:G:O4'	2.19	0.42
23:QW:67:C:H2'	23:QW:68:C:C6	2.54	0.42
3:QC:59:ARG:HH12	3:QC:97:LYS:HE3	1.84	0.42
30:YG:16:ARG:N	30:YG:17:PRO:HD2	2.34	0.42
2:QB:21:ARG:HG3	2:QB:38:GLY:O	2.19	0.42
25:YA:2712:U:O2'	25:YA:2712(A):A:C8	2.73	0.42
25:RA:581:C:OP1	40:RU:33:ARG:HG3	2.20	0.42
49:Y3:8:LEU:HB3	49:Y3:31:LEU:HA	2.01	0.42
25:RA:1819:A:H4'	25:RA:1820:U:O5'	2.18	0.42
4:QD:11:LEU:HD22	4:QD:66:ARG:HD3	2.02	0.42
25:YA:2563:U:H1'	25:YA:2566:A:N6	2.34	0.42
1:XA:598:U:H4'	8:XH:94:TYR:CD2	2.55	0.42
36:YQ:39:PRO:HA	36:YQ:97:VAL:O	2.20	0.42
25:RA:459:U:H4'	53:R7:40:TRP:CZ3	2.55	0.42
25:RA:2630:G:H2'	25:RA:2631:G:C8	2.55	0.42
25:RA:2633:G:H2'	25:RA:2634:G:O4'	2.18	0.42
25:RA:2723:C:OP2	28:RE:109:LYS:NZ	2.52	0.42
31:RH:16:SER:OG	31:RH:26:VAL:O	2.30	0.42
25:YA:94:G:H2'	25:YA:95:G:O4'	2.19	0.42
31:YH:159:GLU:O	31:YH:160:LYS:HG2	2.19	0.42
1:XA:258:G:H2'	1:XA:259:G:H8	1.84	0.42
25:YA:2655:G:O2'	25:YA:2656:U:P	2.77	0.42
29:RF:78:ILE:HG13	29:RF:78:ILE:H	1.66	0.42
2:QB:44:LEU:HD12	2:QB:44:LEU:H	1.83	0.42
2:QB:217:ARG:HE	2:QB:217:ARG:HB2	1.29	0.42
38:RS:39:ILE:HD11	38:RS:73:LEU:HD11	2.00	0.42
26:YB:14:U:O3'	26:YB:107:U:O2'	2.35	0.42
1:XA:1255:G:OP1	10:XJ:45:ARG:NH2	2.52	0.42
25:YA:434:U:H1'	25:YA:435:C:H5	1.84	0.42
25:YA:1926:U:O2'	25:YA:1928:A:N7	2.46	0.42
25:YA:1179:C:H2'	25:YA:1180:C:O4'	2.20	0.42
39:RT:26:ASP:HB3	39:RT:92:GLY:N	2.18	0.42
25:YA:2052:G:C4	25:YA:2053:G:C8	3.07	0.42
11:QK:41:THR:HG22	11:QK:42:TRP:N	2.34	0.42
25:RA:884:C:N3	25:RA:892:G:C6	2.87	0.42
27:YD:35:LYS:HE3	27:YD:64:ILE:N	2.35	0.42
18:XR:43:PHE:CE1	18:XR:58:LEU:HD11	2.54	0.42
27:YD:25:THR:HG22	27:YD:82:ILE:H	1.84	0.42
29:YF:45:ARG:HH11	29:YF:45:ARG:CG	2.33	0.42

Continued on next page...

Continued from previous page...

Atom-1	Atom-2	Interatomic distance (Å)	Clash overlap (Å)
2:QB:92:TYR:CD1	2:QB:151:GLY:HA3	2.55	0.42
25:RA:139:G:N2	25:RA:141:A:N1	2.64	0.42
45:RZ:169:GLU:O	45:RZ:171:ILE:HG23	2.19	0.42
52:Y6:15:GLU:HG2	52:Y6:49:HIS:NE2	2.34	0.42
1:QA:1162:C:H42	1:QA:1174:G:H1	1.68	0.42
25:YA:1803:A:O2'	27:YD:259:THR:HG21	2.18	0.42
1:QA:1292:U:H2'	1:QA:1293:G:C8	2.54	0.42
1:XA:626:U:H2'	1:XA:627:G:C8	2.55	0.42
25:RA:1860:G:H2'	25:RA:1861:G:H8	1.84	0.42
1:QA:464:G:C6	1:QA:466:C:H5'	2.54	0.42
31:RH:6:ARG:HG3	31:RH:7:LEU:HG	2.01	0.42
2:XB:7:VAL:HG11	2:XB:217:ARG:CZ	2.49	0.42
25:RA:1470:G:N2	25:RA:1522:G:OP2	2.52	0.42
25:YA:2647:U:H2'	25:YA:2648:C:C6	2.55	0.42
20:XT:50:GLU:HG3	20:XT:51:GLU:N	2.33	0.42
6:QF:22:GLU:O	6:QF:26:ILE:HG13	2.19	0.42
1:XA:272:C:H2'	1:XA:273:A:C8	2.55	0.42
25:YA:1497:U:H5''	25:YA:1498:C:H5	1.83	0.42
1:QA:514:C:H2'	1:QA:515:G:C8	2.54	0.42
30:RG:159:VAL:HG21	30:RG:173:LEU:HD11	2.00	0.42
25:RA:323:G:C2	25:RA:333:G:H1'	2.54	0.42
25:RA:323:G:H2'	29:RF:169:ASN:ND2	2.35	0.42
1:QA:707:C:H2'	1:QA:708:C:C6	2.55	0.42
40:RU:75:ASN:HB2	40:RU:78:THR:H	1.85	0.42
1:XA:514:C:H2'	1:XA:515:G:C8	2.54	0.42
25:RA:2282:G:H4'	25:RA:2389:G:O2'	2.20	0.42
9:XI:32:ASP:OD1	9:XI:33:PHE:N	2.53	0.42
30:RG:97:ASP:HA	30:RG:100:TRP:HD1	1.85	0.42
5:XE:131:ILE:HD13	5:XE:131:ILE:HA	1.85	0.42
15:QO:48:LYS:HA	15:QO:48:LYS:HD3	1.76	0.42
1:QA:1170:A:H8	1:QA:1170:A:O5'	2.02	0.42
28:YE:57:LYS:HD2	28:YE:57:LYS:HA	1.87	0.42
44:RY:50:ARG:HG2	44:RY:50:ARG:H	1.67	0.42
25:RA:1641:A:H2'	25:RA:1642:G:O4'	2.20	0.42
25:YA:911:A:H2'	36:YQ:9:TYR:OH	2.20	0.42
1:XA:58:C:O2'	1:XA:388:G:N7	2.42	0.42
43:RX:60:ARG:HH12	53:R7:47:ARG:NH2	2.12	0.42
25:YA:2667:C:H1'	31:YH:109:PHE:CD1	2.55	0.42
3:XC:32:LEU:HD22	3:XC:59:ARG:NH1	2.34	0.42
3:XC:91:LEU:O	3:XC:95:THR:OG1	2.19	0.42
38:YS:106:ARG:HA	38:YS:110:LEU:CD2	2.47	0.42

Continued on next page...

Continued from previous page...

Atom-1	Atom-2	Interatomic distance (Å)	Clash overlap (Å)
25:RA:2422:A:H2'	25:RA:2424:C:C6	2.55	0.42
41:YV:65:GLY:O	41:YV:90:PRO:HA	2.20	0.42
25:YA:127:A:H5''	25:YA:128:C:C6	2.54	0.42
1:XA:1446:A:O2'	1:XA:1447:G:P	2.78	0.42
38:YS:83:LYS:NZ	38:YS:109:GLY:HA2	2.33	0.42
12:QL:38:THR:HG21	12:QL:65:GLU:OE2	2.19	0.42
25:YA:787:U:H5''	25:YA:788:A:H5'	2.02	0.42
25:RA:456:C:O2'	25:RA:457:A:H5'	2.19	0.42
25:RA:247:G:H4'	25:RA:386:G:C4	2.54	0.42
25:RA:579:G:O2'	25:RA:2019:A:OP1	2.29	0.42
1:QA:836:G:C6	1:QA:851:G:C6	3.08	0.42
25:RA:918:A:N3	26:RB:80:U:O2'	2.41	0.42
46:Y0:53:MET:CB	46:Y0:59:LEU:HD23	2.50	0.42
25:RA:1794:U:H2'	25:RA:1795:C:H6	1.83	0.42
1:XA:792:A:O2'	1:XA:794:A:N7	2.41	0.42
45:RZ:103:ARG:HD3	45:RZ:136:PHE:CG	2.54	0.42
54:R8:4:MET:SD	54:R8:61:LEU:HD12	2.59	0.42
25:RA:2517:C:O3'	25:RA:2518:A:H3'	2.19	0.42
25:YA:71:A:N6	25:YA:114:U:H1'	2.34	0.42
30:RG:173:LEU:O	30:RG:178:PHE:HB2	2.20	0.42
1:XA:718:G:N2	18:XR:82:THR:HG23	2.34	0.42
37:RR:63:ARG:HA	37:RR:80:PHE:CZ	2.54	0.42
3:QC:112:SER:O	3:QC:116:VAL:HG23	2.20	0.42
43:RX:44:GLU:O	43:RX:48:LYS:N	2.52	0.42
52:Y6:14:THR:HG21	52:Y6:19:ARG:HH21	1.85	0.42
25:YA:2816:C:O2	25:YA:2883:A:O2'	2.36	0.42
1:QA:1386:G:H2'	1:QA:1387:G:H8	1.83	0.42
54:R8:59:LYS:NZ	54:R8:59:LYS:HB2	2.35	0.42
5:QE:47:LYS:HB2	5:QE:47:LYS:HE2	1.82	0.42
1:XA:1225:A:N3	1:XA:1225:A:H2'	2.35	0.42
25:RA:1016:G:H2'	25:RA:1017:G:O4'	2.19	0.42
25:YA:1838:C:H4'	25:YA:1839:G:H8	1.84	0.42
25:YA:1747:G:H2'	25:YA:1748:G:H8	1.84	0.42
53:R7:47:ARG:HB2	53:R7:48:LYS:H	1.68	0.42
38:YS:60:GLY:O	38:YS:61:ASN:HB3	2.18	0.42
39:YT:26:ASP:HB2	39:YT:91:ARG:HA	2.00	0.42
44:YY:51:VAL:HG23	44:YY:57:GLN:N	2.35	0.42
33:RN:35:ARG:HB2	33:RN:42:TRP:CZ3	2.55	0.42
13:XM:80:ARG:HE	50:Y4:71:ARG:NH2	2.10	0.42
27:YD:25:THR:HG21	27:YD:81:ALA:HA	2.02	0.42
5:QE:79:GLU:HB3	5:QE:92:LYS:HA	2.02	0.42

Continued on next page...

Continued from previous page...

Atom-1	Atom-2	Interatomic distance (Å)	Clash overlap (Å)
2:QB:27:LYS:HD2	2:QB:193:ASP:CB	2.46	0.42
50:R4:14:ILE:HG22	50:R4:24:THR:HG22	2.01	0.42
26:RB:5:C:OP1	26:RB:61:G:O2'	2.33	0.42
46:Y0:27:GLU:HB2	46:Y0:69:PHE:CD1	2.53	0.42
28:RE:78:LEU:HG	28:RE:79:ARG:NE	2.35	0.42
10:QJ:76:ASN:HA	10:QJ:77:PRO:HD2	1.85	0.42
25:RA:1803:A:H4'	27:RD:259:THR:HG23	2.01	0.42
25:YA:2378:A:O5'	25:YA:2378:A:H8	2.01	0.42
26:RB:52:A:O2'	26:RB:53:A:N7	2.51	0.42
1:QA:1036:G:H5'	1:QA:1037:C:OP2	2.18	0.42
8:XH:121:ASP:N	8:XH:121:ASP:OD1	2.47	0.42
7:XG:15:ASP:O	7:XG:19:GLY:HA2	2.20	0.42
25:RA:2437:U:H2'	25:RA:2438:U:C6	2.55	0.42
1:QA:662:G:H2'	1:QA:663:A:H8	1.84	0.42
10:QJ:22:LYS:HB3	10:QJ:22:LYS:HE3	1.68	0.42
1:XA:89:U:HO2'	1:XA:90:C:P	2.40	0.42
25:YA:1265:A:H8	25:YA:1265:A:OP1	2.01	0.42
35:YP:36:LYS:HB3	35:YP:40:SER:CB	2.49	0.42
1:XA:1399:C:C2	1:XA:1502:A:N6	2.88	0.42
1:QA:630:G:O3'	1:QA:631:G:H4'	2.19	0.42
1:QA:728:A:H2'	1:QA:729:A:C8	2.55	0.42
1:XA:1286:A:H2'	1:XA:1287:A:H4'	2.01	0.42
52:R6:28:ARG:HB3	52:R6:30:THR:H	1.84	0.42
34:YO:21:CYS:O	34:YO:22:ILE:HD13	2.20	0.42
30:RG:151:ALA:HB3	30:RG:153:ARG:NH1	2.35	0.42
27:RD:96:HIS:NE2	27:RD:102:LYS:HE2	2.34	0.42
17:QQ:10:VAL:HG13	17:QQ:19:VAL:HB	2.01	0.42
29:RF:182:ASN:O	29:RF:186:ILE:HG12	2.20	0.42
2:XB:223:ILE:HA	2:XB:226:ARG:HB3	2.02	0.42
25:RA:2729:G:H1'	28:RE:187:ALA:HB2	2.01	0.42
1:XA:426:G:OP1	4:XD:36:ARG:NH1	2.45	0.42
33:YN:46:VAL:HG13	33:YN:48:MET:HG3	2.02	0.42
48:R2:70:GLN:O	48:R2:71:ASN:HB2	2.19	0.42
1:QA:1264:C:H2'	1:QA:1265:G:C8	2.54	0.42
25:YA:328:U:H4'	44:YY:68:HIS:CD2	2.55	0.42
25:RA:184:C:H2'	25:RA:185:U:C6	2.55	0.42
25:YA:2821:A:OP1	28:YE:110:GLY:N	2.40	0.42
1:QA:828:A:H2'	1:QA:829:G:O4'	2.20	0.42
1:QA:648:A:H2'	1:QA:649:G:C8	2.55	0.42
25:YA:704:G:H2'	25:YA:726:G:H22	1.85	0.42
15:QO:43:LEU:HA	15:QO:43:LEU:HD23	1.74	0.42

Continued on next page...

Continued from previous page...

Atom-1	Atom-2	Interatomic distance (Å)	Clash overlap (Å)
25:RA:2021:C:OP1	51:R5:12:SER:OG	2.37	0.42
25:YA:994:C:OP1	40:YU:53:ARG:NH2	2.52	0.42
25:YA:2124:G:H2'	25:YA:2125:G:O4'	2.19	0.42
28:RE:21:VAL:HG23	28:RE:22:PRO:CG	2.41	0.42
13:QM:80:ARG:HB2	50:R4:71:ARG:NH2	2.35	0.42
35:YP:29:LYS:HD2	35:YP:30:THR:CG2	2.50	0.42
45:YZ:182:LYS:HE3	45:YZ:182:LYS:HB2	1.69	0.42
25:RA:590:A:H2'	25:RA:591:C:C6	2.55	0.42
45:YZ:54:HIS:ND1	45:YZ:99:TYR:O	2.47	0.42
52:R6:45:LYS:HD3	52:R6:45:LYS:HA	1.75	0.42
47:R1:90:ILE:O	47:R1:94:LEU:HB2	2.20	0.42
25:YA:2168:G:H2'	25:YA:2168:G:N3	2.34	0.42
25:RA:2392:A:H2	25:RA:2424:C:H42	1.65	0.42
29:RF:28:ILE:HG13	29:RF:28:ILE:H	1.68	0.42
1:XA:836:G:C6	1:XA:851:G:C6	3.08	0.42
23:QW:57:G:H2'	23:QW:58:A:H5'	2.01	0.42
38:RS:14:VAL:HG11	38:RS:90:GLY:O	2.19	0.42
25:YA:2378:A:C5	25:YA:2379:G:H1'	2.55	0.42
31:RH:105:LEU:HD22	31:RH:113:VAL:HB	2.01	0.42
3:QC:134:ILE:HD11	3:QC:153:VAL:HG21	2.02	0.42
25:YA:247:G:H4'	25:YA:386:G:C4	2.55	0.42
10:QJ:81:THR:C	10:QJ:83:GLU:H	2.23	0.42
54:Y8:60:LEU:C	54:Y8:63:PRO:HD2	2.40	0.42
2:QB:219:VAL:O	2:QB:223:ILE:HG13	2.19	0.42
25:RA:1051:G:H2'	25:RA:1052:C:O4'	2.19	0.42
51:Y5:31:VAL:HG13	51:Y5:42:PRO:HG3	2.01	0.42
1:QA:389:A:H2'	1:QA:390:C:O4'	2.20	0.42
15:QO:87:ILE:HG22	15:QO:88:ARG:N	2.35	0.42
25:YA:671:C:H2'	25:YA:672:C:C6	2.53	0.42
1:XA:163:C:H2'	1:XA:164:U:C6	2.55	0.42
9:XI:4:TYR:CE1	9:XI:88:TYR:HB2	2.55	0.42
25:RA:1991:U:H2'	25:RA:1992:G:H5''	2.01	0.42
1:QA:1320:C:N4	19:QS:36:ARG:HG3	2.35	0.42
25:YA:2698:U:H2'	25:YA:2699:C:C6	2.55	0.42
1:QA:939:G:H2'	1:QA:940:C:C6	2.55	0.42
1:QA:518:C:H5'	1:QA:530:G:O4'	2.20	0.42
22:QV:28:C:H2'	22:QV:29:G:C8	2.54	0.42
1:XA:1429:C:H2'	1:XA:1430:C:C6	2.55	0.42
25:YA:2467:C:H4'	36:YQ:123:HIS:CD2	2.54	0.42
3:QC:56:ASP:O	3:QC:66:VAL:HA	2.20	0.42
25:RA:2391:G:C6	25:RA:2427:C:H1'	2.55	0.42

Continued on next page...

Continued from previous page...

Atom-1	Atom-2	Interatomic distance (Å)	Clash overlap (Å)
13:XM:40:ASN:ND2	13:XM:43:THR:HG23	2.34	0.42
2:XB:113:HIS:O	2:XB:116:GLU:HB2	2.20	0.42
1:XA:530:G:O6	24:XX:21:C:H1'	2.20	0.42
1:QA:1216:G:H5''	14:QN:5:ALA:HB2	2.02	0.42
1:XA:1189:C:OP1	10:XJ:51:ARG:NH2	2.47	0.42
31:RH:164:TYR:O	31:RH:166:GLY:N	2.52	0.42
42:RW:34:ASN:ND2	51:R5:39:MET:HG3	2.35	0.42
42:RW:75:TYR:CZ	42:RW:104:THR:HG21	2.55	0.42
27:RD:245:PRO:HA	27:RD:246:PRO:HD3	1.95	0.42
1:XA:1465:C:H2'	1:XA:1466:C:O4'	2.20	0.42
25:RA:467:G:OP1	53:R7:33:ARG:NH1	2.51	0.42
26:RB:17:C:H2'	26:RB:18:G:O4'	2.19	0.42
2:QB:60:ASP:O	2:QB:64:ARG:HG2	2.19	0.42
25:RA:1479:G:H2'	25:RA:1480:G:O4'	2.20	0.42
27:YD:135:PHE:CD1	27:YD:135:PHE:N	2.85	0.42
12:XL:46:LYS:HG2	12:XL:47:LYS:N	2.35	0.42
30:RG:47:LYS:HD3	30:RG:81:LYS:CB	2.49	0.42
25:RA:2415:G:H5'	35:RP:67:MET:H	1.85	0.42
6:QF:15:ASP:O	6:QF:17:SER:N	2.53	0.42
25:YA:483:A:H3'	25:YA:484:C:C6	2.55	0.42
25:YA:958:U:O2	26:YB:89(A):A:H4'	2.20	0.42
25:YA:2393:A:H5'	35:YP:62:LEU:HB3	2.01	0.42
35:YP:62:LEU:HD12	54:Y8:30:ARG:NH1	2.35	0.42
1:XA:880:C:H5''	12:XL:12:ARG:HH12	1.85	0.42
13:XM:3:ARG:HG3	13:XM:9:ILE:HG21	2.01	0.42
27:YD:34:VAL:HG22	27:YD:35:LYS:HG3	2.00	0.42
25:YA:1078:U:HO2'	25:YA:1088:A:H2	1.63	0.42
51:Y5:56:LYS:CD	51:Y5:56:LYS:H	2.30	0.42
27:RD:35:LYS:HB3	27:RD:36:PRO:HA	2.01	0.42
25:YA:307:G:H21	25:YA:330:A:N6	2.17	0.42
25:YA:1094:U:O2	25:YA:1096:A:H5'	2.20	0.42
1:QA:1285:A:H1'	1:QA:1286:A:OP2	2.20	0.42
9:XI:125:TYR:HD1	9:XI:126:SER:H	1.68	0.42
25:RA:2215:G:H2'	25:RA:2216:G:H8	1.85	0.42
29:RF:184:TYR:O	29:RF:188:ARG:HG3	2.19	0.42
25:RA:1268:A:OP1	25:RA:2006:C:OP1	2.37	0.42
2:QB:88:ALA:HB2	2:QB:219:VAL:HG13	2.02	0.42
31:RH:4:ILE:HB	31:RH:6:ARG:HG2	2.01	0.42
11:QK:48:ILE:HG23	11:QK:63:LEU:HD22	2.01	0.42
2:XB:19:HIS:CE1	2:XB:206:ASP:HB2	2.54	0.42
3:XC:85:ARG:HD2	3:XC:85:ARG:HA	1.83	0.42

Continued on next page...

Continued from previous page...

Atom-1	Atom-2	Interatomic distance (Å)	Clash overlap (Å)
1:QA:328:C:H4'	1:QA:329:A:O5'	2.20	0.42
1:XA:201:C:H42	1:XA:216:G:H1	1.66	0.42
1:XA:1319:A:H5'	1:XA:1320:C:OP1	2.20	0.42
38:RS:78:LEU:HD23	38:RS:78:LEU:HA	1.86	0.42
25:YA:2788:C:OP1	28:YE:61:ARG:NH1	2.53	0.42
19:XS:78:ARG:HG2	19:XS:78:ARG:H	1.56	0.42
12:QL:11:VAL:HG11	17:QQ:36:ILE:HG21	2.00	0.42
25:YA:1794:U:H2'	25:YA:1795:C:H6	1.85	0.42
18:QR:53:ARG:HE	18:QR:59:SER:C	2.22	0.42
1:QA:596:C:H2'	1:QA:597:G:H8	1.84	0.42
45:RZ:94:GLU:HB2	45:RZ:130:PRO:HD2	2.02	0.42
1:QA:1314:C:H2'	1:QA:1315:U:C6	2.55	0.42
25:YA:2695:C:H2'	25:YA:2696:U:C6	2.55	0.42
7:QG:13:GLN:O	7:QG:24:THR:HG21	2.20	0.42
49:R3:35:ARG:HB3	49:R3:37:LEU:HD21	2.01	0.42
1:XA:1412:C:H2'	1:XA:1413:A:C8	2.55	0.42
25:RA:1321:A:H2'	25:RA:1322:A:O4'	2.19	0.42
36:RQ:18:LYS:HB3	36:RQ:19:GLY:H	1.50	0.42
25:YA:814:C:O2'	25:YA:1225:C:N3	2.50	0.42
25:YA:1224:G:N2	25:YA:1227:A:OP2	2.32	0.42
8:QH:54:ASP:O	8:QH:56:LYS:HG3	2.20	0.42
30:RG:116:ASP:OD1	30:RG:116:ASP:N	2.53	0.42
44:YY:63:LYS:HD2	44:YY:63:LYS:HA	1.86	0.42
4:QD:122:ARG:HD3	4:QD:122:ARG:O	2.20	0.42
25:YA:2389:G:H5''	25:YA:2390:U:O4'	2.19	0.42
1:XA:921:U:H2'	1:XA:922:G:O4'	2.20	0.42
25:RA:921:G:H4'	25:RA:2269:A:C5	2.55	0.42
38:YS:38:GLN:HG3	38:YS:47:THR:HG21	2.02	0.42
54:Y8:44:LYS:HD2	54:Y8:44:LYS:N	2.34	0.42
1:XA:784:C:H4'	25:YA:1837:C:OP1	2.20	0.42
4:QD:167:GLY:O	27:YD:135:PHE:CE1	2.73	0.42
51:R5:55:ARG:CG	51:R5:55:ARG:NH1	2.79	0.42
35:RP:63:PRO:HA	54:R8:13:ARG:HB3	2.02	0.42
44:YY:96:ILE:HG13	44:YY:98:VAL:H	1.85	0.42
1:XA:1298:C:H4'	1:XA:1299:A:O4'	2.20	0.42
33:YN:35:ARG:HB2	33:YN:42:TRP:CZ3	2.55	0.42
25:RA:675:A:N3	25:RA:2443:C:O2'	2.45	0.42
47:R1:85:LEU:HA	47:R1:87:PRO:HD2	2.01	0.42
25:RA:242:G:H1'	25:RA:243:U:OP2	2.20	0.42
1:QA:1347:G:O2'	1:QA:1348:U:P	2.78	0.42
30:RG:6:ALA:N	50:R4:23:GLU:HG2	2.31	0.42

Continued on next page...

Continued from previous page...

Atom-1	Atom-2	Interatomic distance (Å)	Clash overlap (Å)
50:Y4:37:SER:HB3	50:Y4:42:PHE:HB3	2.00	0.42
40:RU:58:ARG:NH1	40:RU:93:LYS:HE2	2.35	0.42
1:QA:1024:G:OP1	1:QA:1024:G:H4'	2.20	0.42
27:YD:245:PRO:HA	27:YD:246:PRO:HD3	1.87	0.42
25:RA:2469:A:OP1	25:RA:2469:A:H4'	2.20	0.42
31:RH:10:PRO:HD2	31:RH:50:VAL:O	2.20	0.42
25:YA:1972:A:H2'	25:YA:1973:G:C8	2.55	0.42
8:QH:20:TYR:CE2	8:QH:75:ARG:HD2	2.54	0.42
9:QI:95:LYS:HZ1	9:QI:96:LEU:HD13	1.85	0.42
2:QB:184:VAL:N	2:QB:198:ASP:OD2	2.44	0.42
46:Y0:53:MET:HB3	46:Y0:59:LEU:HD23	2.01	0.42
26:RB:14:U:H4'	26:RB:70:C:O2	2.20	0.42
19:QS:50:ALA:HB1	19:QS:57:HIS:HB3	2.02	0.42
25:RA:2246:G:H2'	25:RA:2247:A:C8	2.55	0.42
50:Y4:16:CYS:SG	50:Y4:36:CYS:HB3	2.59	0.42
25:YA:1598:C:H5'	43:YX:36:LYS:CB	2.48	0.42
25:YA:2655:G:O2'	25:YA:2656:U:OP2	2.38	0.42
54:Y8:26:LYS:HB3	54:Y8:44:LYS:HG3	2.01	0.42
25:RA:2143:C:H2'	25:RA:2144:U:O4'	2.20	0.42
39:RT:51:ARG:HG3	39:RT:98:LYS:HG3	2.02	0.42
11:XK:109:VAL:HG11	18:XR:84:LYS:HD3	2.02	0.42
32:YI:98:ALA:HB2	32:YI:111:PRO:HB3	2.01	0.42
15:QO:31:LEU:O	15:QO:35:ARG:HG3	2.20	0.42
1:XA:1179:A:H2'	1:XA:1180:A:O4'	2.19	0.42
8:QH:12:ARG:NH1	8:QH:27:PRO:HD2	2.35	0.42
27:YD:89:SER:O	27:YD:198:ASN:ND2	2.52	0.42
25:RA:2704:C:H2'	25:RA:2705:A:O4'	2.19	0.42
49:Y3:35:ARG:HB3	49:Y3:37:LEU:HD21	2.01	0.42
27:YD:221:VAL:HG22	27:YD:226:MET:CE	2.49	0.42
1:QA:9:G:H5''	5:QE:126:ARG:HE	1.84	0.42
25:YA:1239:G:H2'	25:YA:1240:U:O4'	2.20	0.42
50:Y4:39:CYS:O	50:Y4:40:HIS:HB2	2.20	0.42
1:XA:715:A:H2'	1:XA:716:A:C8	2.55	0.42
25:RA:2477:C:H2'	55:R9:1:MET:HG3	2.02	0.42
33:YN:59:LYS:HE3	33:YN:61:ARG:HH22	1.84	0.42
3:QC:42:LEU:HD12	3:QC:42:LEU:HA	1.79	0.42
3:QC:36:ASP:HA	3:QC:39:ILE:HD12	2.02	0.42
45:YZ:1:MET:HG2	45:YZ:2:GLU:H	1.85	0.42
25:RA:833:U:H2'	25:RA:834:C:C6	2.55	0.42
43:YX:84:ALA:HB1	43:YX:85:PRO:HD2	2.02	0.42
18:QR:56:THR:HB	18:QR:58:LEU:CD1	2.50	0.42

Continued on next page...

Continued from previous page...

Atom-1	Atom-2	Interatomic distance (Å)	Clash overlap (Å)
25:YA:987:G:O2'	25:YA:1000:A:N3	2.42	0.42
31:RH:125:VAL:HG13	31:RH:126:PRO:HG3	2.01	0.41
50:Y4:68:ARG:HB2	50:Y4:69:LYS:H	1.51	0.41
32:YI:56:LYS:HZ1	32:YI:60:GLU:HG2	1.85	0.41
45:YZ:157:LEU:HD22	45:YZ:161:VAL:HB	2.02	0.41
50:R4:55:ARG:O	50:R4:59:PHE:HB3	2.20	0.41
25:RA:2286:A:H4'	25:RA:2287:A:O4'	2.19	0.41
33:YN:7:LYS:H	33:YN:7:LYS:HD2	1.84	0.41
28:RE:188:VAL:HG23	28:RE:189:PRO:HD2	2.01	0.41
50:Y4:24:THR:OG1	50:Y4:25:TYR:N	2.53	0.41
28:YE:167:VAL:HG21	28:YE:187:ALA:HB1	2.01	0.41
23:XW:49:C:C2	23:XW:65:G:N2	2.87	0.41
25:RA:2405:G:H1'	25:RA:2412:A:N6	2.35	0.41
14:QN:23:ARG:NH1	14:QN:30:ALA:HB2	2.35	0.41
13:XM:121:LYS:HD3	13:XM:121:LYS:HA	1.91	0.41
27:RD:101:GLU:OE1	27:RD:103:ARG:NH1	2.53	0.41
36:YQ:85:LYS:O	36:YQ:86:GLY:C	2.58	0.41
9:XI:128:ARG:NH2	22:XV:35:A:OP2	2.53	0.41
25:RA:1510:A:H2'	25:RA:1510:A:N3	2.35	0.41
27:YD:232:PRO:HB3	27:YD:244:ARG:CZ	2.50	0.41
25:YA:2610:C:H4'	25:YA:2611:U:H5'	2.02	0.41
1:QA:1240:U:OP1	7:QG:119:ARG:NH2	2.53	0.41
2:QB:69:LEU:O	2:QB:162:ILE:HA	2.19	0.41
12:XL:62:SER:HB2	12:XL:64:TYR:CD1	2.55	0.41
21:QU:2:GLY:O	21:QU:5:ASP:N	2.47	0.41
25:RA:784:A:O4'	27:RD:227:ASN:ND2	2.53	0.41
16:XP:23:ASP:O	16:XP:26:ARG:HB2	2.20	0.41
25:RA:611:C:H2'	25:RA:612:G:C8	2.55	0.41
25:RA:2699:C:H2'	25:RA:2700:C:O4'	2.20	0.41
25:RA:2245:U:H5'	25:RA:2246:G:H5'	2.02	0.41
25:YA:1499:C:H2'	25:YA:1500:G:H8	1.84	0.41
30:YG:86:MET:HA	30:YG:87:PRO:HD2	1.95	0.41
1:QA:222:U:H2'	1:QA:223:U:C6	2.55	0.41
13:XM:16:ASP:HB3	13:XM:41:PRO:HB3	2.02	0.41
34:RO:7:TYR:CE1	34:RO:20:MET:HB2	2.55	0.41
25:YA:2832:U:H4'	25:YA:2833:G:C5'	2.49	0.41
30:YG:165:THR:OG1	30:YG:168:GLU:HG3	2.20	0.41
49:R3:7:LYS:HA	49:R3:33:GLN:O	2.20	0.41
25:RA:2461:C:H2'	25:RA:2462:U:C6	2.54	0.41
4:XD:127:THR:HA	4:XD:132:ARG:HA	2.02	0.41
25:YA:1336:A:H2'	25:YA:1337:G:C8	2.55	0.41

Continued on next page...

Continued from previous page...

Atom-1	Atom-2	Interatomic distance (Å)	Clash overlap (Å)
33:YN:137:LYS:HD2	33:YN:137:LYS:HA	1.77	0.41
27:RD:61:LEU:HA	27:RD:61:LEU:HD12	1.77	0.41
4:XD:131:ARG:HG2	4:XD:131:ARG:H	1.67	0.41
31:YH:30:LYS:HE2	31:YH:81:GLU:H	1.85	0.41
29:RF:129:PHE:O	29:RF:130:ALA:HB3	2.20	0.41
25:YA:1614:A:N6	42:YW:88:ARG:H	2.18	0.41
29:RF:93:LYS:HB3	29:RF:94:PRO:HD2	2.01	0.41
25:RA:2313:C:H5''	30:RG:91:ARG:HD3	2.01	0.41
36:YQ:54:MET:HB3	36:YQ:64:ILE:HD13	2.01	0.41
37:YR:3:HIS:O	37:YR:5:LYS:N	2.53	0.41
25:RA:1309:G:P	53:R7:9:ARG:HD3	2.60	0.41
54:R8:23:VAL:CG1	54:R8:46:ARG:HD3	2.49	0.41
27:RD:43:ARG:HB2	27:RD:54:ARG:HB2	2.02	0.41
46:R0:23:VAL:HA	46:R0:38:VAL:HG22	2.00	0.41
33:YN:65:LYS:O	33:YN:69:GLN:HG2	2.20	0.41
29:YF:107:LYS:CD	29:YF:207:GLY:H	2.30	0.41
36:RQ:17:LEU:HD21	36:RQ:41:TRP:HD1	1.84	0.41
10:XJ:3:LYS:HB2	10:XJ:75:ILE:O	2.19	0.41
4:XD:120:LEU:HD23	4:XD:120:LEU:HA	1.88	0.41
13:XM:20:THR:O	13:XM:22:ILE:N	2.52	0.41
1:XA:1327:C:H2'	1:XA:1328:C:C6	2.55	0.41
26:YB:95:U:H2'	26:YB:96:G:C8	2.54	0.41
22:QV:0:C:O2'	46:R0:6:GLY:O	2.33	0.41
25:YA:2059:A:H5'	25:YA:2060:A:OP2	2.20	0.41
35:YP:82:GLY:HA3	35:YP:115:LEU:HD21	2.01	0.41
38:YS:51:ALA:HB1	38:YS:69:VAL:HG23	2.02	0.41
16:XP:17:TYR:HE2	16:XP:41:PRO:HG3	1.85	0.41
1:QA:992:U:O2	1:QA:993:G:N2	2.53	0.41
25:YA:2619:C:H4'	28:YE:151:TYR:O	2.20	0.41
26:RB:7:G:H5'	38:RS:29:PHE:CE2	2.55	0.41
1:QA:514:C:H2'	1:QA:515:G:H8	1.85	0.41
37:YR:2:ARG:HG2	37:YR:5:LYS:NZ	2.35	0.41
8:QH:38:ILE:HD12	8:QH:118:VAL:HG12	2.02	0.41
32:RI:135:GLU:HB2	32:RI:136:VAL:H	1.77	0.41
1:XA:966:G:O2'	9:XI:127:LYS:O	2.38	0.41
18:XR:38:GLU:O	18:XR:42:ARG:NH1	2.53	0.41
25:RA:1694:C:H4'	25:RA:1695:G:O5'	2.19	0.41
43:YX:26:TYR:HB3	43:YX:92:LEU:HD12	2.02	0.41
1:XA:608:A:H2'	1:XA:609:A:O4'	2.20	0.41
25:YA:2745:C:C4	25:YA:2746:U:C4	3.08	0.41
25:YA:1188:U:H4'	41:YV:79:VAL:HG22	2.01	0.41

Continued on next page...

Continued from previous page...

Atom-1	Atom-2	Interatomic distance (Å)	Clash overlap (Å)
1:QA:826:C:H2'	1:QA:827:U:O2	2.20	0.41
8:QH:36:LEU:HD12	8:QH:59:LEU:HD13	2.02	0.41
8:QH:59:LEU:O	8:QH:61:VAL:HG23	2.21	0.41
46:Y0:41:ARG:HA	46:Y0:41:ARG:NE	2.34	0.41
40:YU:30:LYS:HA	40:YU:30:LYS:HD3	1.90	0.41
20:QT:84:LEU:HD23	20:QT:84:LEU:HA	1.86	0.41
33:YN:29:LYS:H	33:YN:29:LYS:HG2	1.53	0.41
40:YU:109:LEU:HD23	40:YU:109:LEU:HA	1.89	0.41
29:RF:46:ARG:HH11	29:RF:46:ARG:HG2	1.84	0.41
47:Y1:76:ARG:H	47:Y1:76:ARG:HD2	1.84	0.41
28:RE:76:ARG:HD2	28:RE:76:ARG:N	2.35	0.41
16:XP:56:ALA:HB1	16:XP:74:LEU:HD13	2.02	0.41
1:XA:41:G:H2'	1:XA:42:G:C8	2.55	0.41
36:RQ:68:ILE:HD13	36:RQ:103:MET:HG2	2.02	0.41
25:RA:2305:A:O5'	30:RG:134:GLY:HA3	2.19	0.41
13:XM:12:ASN:N	13:XM:45:VAL:HG13	2.35	0.41
2:QB:104:ASN:OD1	2:QB:107:THR:OG1	2.30	0.41
46:Y0:36:ILE:HD11	46:Y0:39:ARG:HG2	2.02	0.41
33:RN:10:GLU:HA	33:RN:11:PRO:HD3	1.65	0.41
25:RA:1543:A:N3	25:RA:1545:A:N9	2.68	0.41
45:RZ:110:GLY:HA2	45:RZ:111:VAL:O	2.19	0.41
2:QB:208:ILE:HA	2:QB:211:ILE:HD12	2.02	0.41
37:RR:109:ALA:HA	37:RR:110:PRO:HD2	1.95	0.41
41:RV:76:LYS:HB2	41:RV:81:TYR:HB3	2.01	0.41
1:XA:191:G:C4	20:XT:105:SER:HB3	2.55	0.41
32:YI:67:ARG:NH2	32:YI:68:LEU:HB2	2.33	0.41
35:RP:81:GLN:HG2	35:RP:106:LEU:HD23	2.02	0.41
38:RS:108:GLY:O	38:RS:110:LEU:HG	2.20	0.41
44:YY:84:ARG:O	44:YY:95:LYS:HD3	2.20	0.41
1:XA:485:G:O2'	1:XA:486:U:P	2.79	0.41
6:XF:97:PHE:N	18:XR:30:ASP:OD1	2.54	0.41
32:YI:133:HIS:HB2	32:YI:134:PRO:CD	2.50	0.41
8:QH:51:VAL:HG21	8:QH:60:ARG:HG2	2.02	0.41
1:XA:980:C:H3'	1:XA:981:U:H6	1.85	0.41
29:RF:177:ALA:HB1	29:RF:178:PRO:HD2	2.03	0.41
25:YA:2081:C:H2'	25:YA:2082:A:C8	2.55	0.41
1:XA:925:G:H1'	1:XA:1502:A:C4	2.55	0.41
35:RP:20:GLY:HA2	35:RP:27:HIS:O	2.19	0.41
25:YA:2267:A:H5''	25:YA:2268:A:H5'	2.02	0.41
25:RA:1366:A:H2'	25:RA:1367:A:O4'	2.19	0.41
1:XA:878:G:P	8:XH:88:LYS:HD2	2.59	0.41

Continued on next page...

Continued from previous page...

Atom-1	Atom-2	Interatomic distance (Å)	Clash overlap (Å)
1:XA:1391:U:H2'	1:XA:1392:G:C8	2.55	0.41
12:QL:103:GLY:N	12:QL:107:ALA:O	2.49	0.41
2:QB:210:SER:O	2:QB:214:ILE:HG12	2.21	0.41
2:QB:120:ALA:C	2:QB:122:PHE:H	2.23	0.41
33:YN:18:ALA:HB3	33:YN:55:VAL:O	2.19	0.41
1:QA:414:A:OP2	1:QA:428:G:N2	2.33	0.41
1:QA:1241:G:H2'	1:QA:1242:C:C6	2.55	0.41
22:QV:75:C:OP1	25:RA:2602:A:OP1	2.38	0.41
25:RA:1506:C:H3'	25:RA:1507:A:H5''	2.02	0.41
1:XA:883:C:N4	1:XA:884:U:O4	2.54	0.41
45:YZ:150:LEU:HD22	45:YZ:171:ILE:HB	2.02	0.41
41:YV:72:VAL:HG13	41:YV:85:LYS:HG2	2.01	0.41
37:RR:22:ARG:HA	37:RR:47:PHE:HE2	1.86	0.41
27:YD:105:ILE:HD12	27:YD:105:ILE:HA	1.55	0.41
29:YF:117:ARG:HD2	29:YF:120:GLU:OE2	2.20	0.41
47:Y1:89:GLU:HA	47:Y1:93:GLU:HB2	2.02	0.41
4:QD:173:TRP:CD1	4:QD:174:LEU:HG	2.55	0.41
53:R7:1:MET:SD	53:R7:3:ARG:NH2	2.93	0.41
17:QQ:83:ASP:O	17:QQ:87:LYS:HG2	2.20	0.41
31:YH:8:PRO:HB2	31:YH:9:ILE:H	1.71	0.41
1:XA:381:C:H2'	1:XA:382:A:O4'	2.20	0.41
25:YA:2857:G:N2	25:YA:2859:G:H3'	2.36	0.41
25:YA:1825:A:OP1	27:YD:231:HIS:NE2	2.53	0.41
25:YA:2593:U:H2'	25:YA:2594:C:C6	2.55	0.41
19:XS:40:ILE:CG1	19:XS:41:VAL:HG13	2.47	0.41
25:RA:2702:U:O2	25:RA:2702:U:H2'	2.20	0.41
25:RA:847:U:O4	25:RA:933:A:C6	2.70	0.41
51:R5:3:LYS:HE2	56:Z7:1:T17:H1	2.03	0.41
25:YA:1153:C:H2'	25:YA:1154:G:O4'	2.20	0.41
1:QA:1367:C:OP2	9:QI:112:LYS:NZ	2.51	0.41
44:RY:88:LYS:HA	44:RY:88:LYS:NZ	2.35	0.41
1:QA:973:G:H3'	1:QA:974:A:H5''	2.02	0.41
38:YS:56:LEU:HA	38:YS:56:LEU:HD12	1.76	0.41
20:XT:53:LEU:HD12	20:XT:100:ILE:HG23	2.02	0.41
25:YA:2849:U:H5	39:YT:93:ARG:NH1	2.14	0.41
30:RG:6:ALA:HB3	30:RG:104:GLU:OE2	2.20	0.41
25:RA:2298:A:H2'	25:RA:2299:G:O4'	2.21	0.41
1:QA:1298:C:H41	7:QG:114:ARG:HB3	1.85	0.41
16:QP:53:VAL:O	16:QP:57:ARG:HG2	2.21	0.41
38:RS:14:VAL:HG21	38:RS:89:ARG:HG2	2.02	0.41
46:Y0:72:ARG:HB2	46:Y0:75:LEU:HB2	2.02	0.41

Continued on next page...

Continued from previous page...

Atom-1	Atom-2	Interatomic distance (Å)	Clash overlap (Å)
9:XI:125:TYR:HD1	9:XI:126:SER:N	2.18	0.41
1:QA:300:A:O5'	1:QA:300:A:H8	2.03	0.41
3:XC:150:LYS:HE3	3:XC:167:TRP:HE1	1.84	0.41
41:YV:38:LEU:O	41:YV:51:VAL:HA	2.20	0.41
1:XA:411:A:C8	1:XA:413:G:H1'	2.55	0.41
25:RA:464:U:C2	25:RA:788:A:C6	3.09	0.41
1:XA:1161:C:H2'	1:XA:1162:C:C6	2.56	0.41
11:QK:99:GLN:HG2	11:QK:105:VAL:HG21	2.03	0.41
1:QA:156:G:H2'	1:QA:157:G:H8	1.85	0.41
9:XI:40:LEU:O	9:XI:42:ARG:N	2.48	0.41
1:XA:1358:U:OP1	14:YN:35:ARG:HG3	2.20	0.41
11:XK:18:ARG:HA	11:XK:81:ASP:H	1.86	0.41
36:YQ:19:GLY:O	36:YQ:21:THR:OG1	2.23	0.41
1:XA:303:A:H2'	1:XA:304:U:O4'	2.21	0.41
29:RF:164:ARG:HG3	29:RF:175:THR:OG1	2.20	0.41
11:XK:88:GLY:C	11:XK:90:GLY:H	2.23	0.41
5:XE:69:VAL:HA	5:XE:70:PRO:HD2	1.76	0.41
8:XH:104:ARG:HD2	8:XH:138:TRP:CG	2.56	0.41
29:RF:113:ALA:HB1	29:RF:186:ILE:HG21	2.02	0.41
8:QH:54:ASP:N	8:QH:54:ASP:OD1	2.53	0.41
41:YV:22:VAL:HG12	41:YV:23:GLU:H	1.85	0.41
14:QN:4:LYS:O	14:QN:7:ILE:HG12	2.20	0.41
1:XA:149:A:H2'	1:XA:150:C:C6	2.55	0.41
25:RA:1259:G:H2'	25:RA:1260:G:C8	2.55	0.41
25:RA:669:G:H2'	25:RA:669:G:N3	2.36	0.41
36:RQ:58:PHE:HD1	36:RQ:61:GLY:HA3	1.85	0.41
25:RA:839:U:H1'	25:RA:1191:G:H1'	2.02	0.41
25:YA:724:U:H2'	25:YA:725:G:O4'	2.20	0.41
25:YA:636:G:OP1	35:YP:132:LYS:HB2	2.20	0.41
25:YA:270(V):G:H2'	25:YA:270(W):G:H8	1.84	0.41
25:RA:2415:G:C5'	35:RP:67:MET:H	2.34	0.41
25:YA:1007:C:H4'	33:YN:108:PRO:HD3	2.02	0.41
44:RY:84:ARG:HD3	44:RY:86:ARG:NH1	2.35	0.41
14:QN:29:ARG:HG2	14:QN:31:ARG:O	2.20	0.41
50:Y4:48:ARG:NH1	50:Y4:52:THR:H	2.19	0.41
25:YA:1667:G:OP2	25:YA:1667:G:H8	2.03	0.41
2:XB:80:ILE:HD11	2:XB:208:ILE:HG12	2.02	0.41
20:QT:89:ARG:HH21	20:QT:104:LEU:HG	1.85	0.41
25:RA:27:G:HO2'	25:RA:28:A:P	2.42	0.41
27:RD:35:LYS:HE3	27:RD:63:ARG:C	2.41	0.41
19:QS:28:LYS:HA	19:QS:47:HIS:HE1	1.86	0.41

Continued on next page...

Continued from previous page...

Atom-1	Atom-2	Interatomic distance (Å)	Clash overlap (Å)
43:RX:40:LYS:C	43:RX:42:ALA:H	2.23	0.41
25:RA:2712:U:O2'	25:RA:2712(A):A:C8	2.72	0.41
1:QA:1151:A:H2'	1:QA:1152:A:H8	1.85	0.41
9:XI:46:ALA:HB2	9:XI:74:ILE:HG23	2.02	0.41
1:QA:181:G:O2'	1:QA:182:U:P	2.79	0.41
15:QO:4:THR:HB	15:QO:6:GLU:CD	2.41	0.41
1:XA:765:G:N2	1:XA:813:U:OP2	2.54	0.41
25:RA:1204:A:H1'	25:RA:1206:G:C4	2.55	0.41
28:YE:181:LEU:HA	28:YE:181:LEU:HD13	1.85	0.41
29:RF:178:PRO:HB2	29:RF:201:VAL:CG1	2.51	0.41
30:YG:166:ASP:OD1	30:YG:166:ASP:N	2.54	0.41
25:RA:2150:U:H2'	25:RA:2151:G:H8	1.84	0.41
38:YS:88:ASP:O	38:YS:89:ARG:HB3	2.21	0.41
52:R6:13:CYS:O	52:R6:21:TYR:HA	2.20	0.41
30:RG:98:ARG:HE	30:RG:98:ARG:HB2	1.38	0.41
25:RA:1812:A:H2'	25:RA:1813:G:H8	1.84	0.41
1:QA:1130:A:O2'	9:QI:3:GLN:NE2	2.41	0.41
1:QA:838:G:C5	1:QA:842:C:H1'	2.54	0.41
25:YA:1541:U:H2'	25:YA:1542:G:O4'	2.20	0.41
30:RG:124:SER:HB2	30:RG:131:TYR:CE1	2.56	0.41
41:YV:72:VAL:CG1	41:YV:85:LYS:HG2	2.50	0.41
25:RA:2665:A:H2'	25:RA:2666:C:O4'	2.21	0.41
1:QA:779:C:H2'	1:QA:780:A:O4'	2.21	0.41
18:XR:85:LEU:HD23	18:XR:88:LYS:HD2	2.03	0.41
45:RZ:99:TYR:HB3	45:RZ:123:ASP:HB2	2.03	0.41
25:YA:752:A:H4'	25:YA:753:C:H5'	2.03	0.41
25:RA:592:G:H1	25:RA:665:C:H42	1.68	0.41
25:YA:1588:C:H2'	25:YA:1589:C:H6	1.85	0.41
25:RA:1130:U:O2'	25:RA:1131:G:P	2.79	0.41
1:QA:162:A:C5	1:QA:163:C:H1'	2.55	0.41
30:RG:27:ASN:HB3	30:RG:30:GLU:HG3	2.01	0.41
40:YU:69:CYS:HB3	40:YU:106:PHE:CZ	2.56	0.41
25:RA:2554:U:H2'	25:RA:2555:U:C6	2.55	0.41
36:RQ:40:ALA:O	36:RQ:42:ILE:HD12	2.21	0.41
27:RD:257:LEU:HD23	27:RD:257:LEU:HA	1.90	0.41
1:QA:105:G:H2'	1:QA:106:C:C6	2.55	0.41
25:YA:185:U:H4'	25:YA:218:A:H4'	2.01	0.41
1:QA:859:A:H2'	1:QA:860:A:O4'	2.20	0.41
25:RA:1297:C:H2'	25:RA:1298:C:H6	1.85	0.41
1:QA:1119:C:H2'	1:QA:1120:G:C8	2.56	0.41
32:YI:57:ARG:O	32:YI:61:ARG:HG2	2.20	0.41

Continued on next page...

Continued from previous page...

Atom-1	Atom-2	Interatomic distance (Å)	Clash overlap (Å)
45:YZ:106:GLY:O	45:YZ:141:VAL:HG13	2.20	0.41
29:YF:125:LEU:HA	29:YF:194:MET:O	2.20	0.41
28:YE:144:ARG:HB3	28:YE:145:LYS:H	1.45	0.41
1:XA:564:C:H5'	17:XQ:32:TYR:CE1	2.56	0.41
53:Y7:47:ARG:HE	53:Y7:47:ARG:HB2	1.58	0.41
1:QA:1227:A:O3'	13:QM:115:LYS:HE3	2.20	0.41
22:QV:76:A:O2'	25:RA:2451:A:O2'	2.21	0.41
25:YA:2308:G:HO2'	25:YA:2310:A:H2	1.68	0.41
23:QW:35:A:N6	23:QW:36:A:N1	2.68	0.41
25:RA:512:G:H1'	25:RA:513:A:OP2	2.18	0.41
25:YA:1103:A:H5'	25:YA:1104:C:C5	2.55	0.41
43:RX:51:VAL:HG13	43:RX:81:VAL:HG23	2.03	0.41
29:RF:29:ASN:O	29:RF:112:MET:HE1	2.21	0.41
28:YE:25:VAL:HG11	39:YT:11:GLU:HG2	2.01	0.41
25:RA:1636:C:H2'	25:RA:1637:A:H8	1.82	0.41
16:XP:8:ARG:C	16:XP:9:PHE:HD1	2.24	0.41
11:XK:48:ILE:HD13	11:XK:48:ILE:HA	1.83	0.41
25:RA:1190:G:OP1	35:RP:30:THR:OG1	2.20	0.41
25:RA:705:A:H2'	25:RA:706:A:O4'	2.20	0.41
7:QG:45:ASP:O	7:QG:48:LYS:HB3	2.21	0.41
12:QL:11:VAL:HG13	17:QQ:29:HIS:CD2	2.55	0.41
44:RY:54:LYS:HB3	44:RY:55:TYR:CE1	2.55	0.41
25:RA:820:A:H1'	25:RA:943:U:H1'	2.02	0.41
1:QA:74:C:H42	1:QA:96:G:H1	1.69	0.41
3:QC:122:GLU:HA	3:QC:125:GLU:OE1	2.21	0.41
33:RN:47:ALA:HB2	33:RN:112:LEU:HD11	2.02	0.41
25:YA:1759:A:H1'	25:YA:2711:A:C2	2.55	0.41
13:QM:91:ARG:HB2	13:QM:98:VAL:HG13	2.03	0.41
31:YH:19:VAL:HG22	31:YH:24:VAL:HG12	2.03	0.41
8:XH:44:PHE:HE2	8:XH:109:ILE:CG2	2.34	0.41
1:QA:1459:C:H2'	1:QA:1460:A:C8	2.55	0.41
55:Y9:2:LYS:HA	55:Y9:2:LYS:HD2	1.86	0.41
5:XE:79:GLU:H	5:XE:79:GLU:HG3	1.45	0.41
25:RA:1921:G:H2'	25:RA:1922:G:H8	1.86	0.41
1:XA:748:C:H1'	1:XA:749:C:H5	1.86	0.41
2:QB:47:THR:HA	2:QB:202:PRO:HG2	2.00	0.41
19:QS:67:VAL:HB	50:R4:59:PHE:CE1	2.45	0.41
30:RG:47:LYS:HE3	30:RG:47:LYS:HB2	1.81	0.41
1:QA:1053:G:N7	1:QA:1200:C:H5''	2.36	0.41
26:YB:40:U:H3	26:YB:43:C:H5''	1.86	0.41
29:YF:9:ILE:HD11	29:YF:125:LEU:HG	2.03	0.41

Continued on next page...

Continued from previous page...

Atom-1	Atom-2	Interatomic distance (Å)	Clash overlap (Å)
5:QE:110:LEU:HD13	5:QE:118:ILE:HG12	2.01	0.41
25:YA:2455:G:H2'	25:YA:2456:C:C6	2.55	0.41
38:YS:107:GLU:N	38:YS:110:LEU:HD11	2.36	0.41
35:YP:101:VAL:C	35:YP:103:ALA:H	2.23	0.41
10:XJ:3:LYS:HD2	10:XJ:77:PRO:HD3	2.01	0.41
45:YZ:5:LEU:HB3	45:YZ:6:LYS:H	1.65	0.41
20:XT:39:LYS:H	20:XT:39:LYS:HG3	1.63	0.41
25:RA:947:G:H2'	25:RA:948:G:H8	1.85	0.41
40:YU:98:LEU:HD23	40:YU:99:ALA:N	2.36	0.41
1:QA:662:G:O2'	1:QA:836:G:OP1	2.35	0.41
1:QA:1043:C:H2'	1:QA:1044:A:C8	2.56	0.41
1:QA:1450:U:O2'	1:QA:1451:A:N7	2.53	0.41
9:QI:40:LEU:HD11	9:QI:70:LYS:HG2	2.02	0.41
25:RA:709:U:H2'	25:RA:710:G:H8	1.86	0.41
1:XA:324:G:N1	1:XA:327:A:OP2	2.54	0.41
40:RU:61:TRP:O	40:RU:65:ILE:HG13	2.21	0.41
16:QP:20:VAL:HG21	16:QP:32:TYR:CD2	2.56	0.41
17:XQ:62:SER:CB	17:XQ:72:ARG:HE	2.33	0.41
25:RA:1259:G:H2'	25:RA:1260:G:H8	1.86	0.41
25:YA:658:C:H2'	25:YA:659:C:C6	2.56	0.41
25:YA:1929:G:H4'	25:YA:1930:G:OP1	2.21	0.41
25:RA:868:U:H2'	25:RA:869:G:O4'	2.20	0.41
1:QA:1327:C:H2'	1:QA:1328:C:C6	2.56	0.41
6:XF:25:ILE:HD13	6:XF:28:ARG:NH1	2.36	0.41
4:XD:52:SER:O	4:XD:55:ALA:HB3	2.21	0.41
3:XC:119:ARG:HH21	3:XC:140:ARG:CZ	2.34	0.41
25:YA:1773:A:H2'	25:YA:1774:C:O4'	2.19	0.41
25:RA:945:A:C4	25:RA:2448:A:C2	3.08	0.41
1:QA:1522:U:H2'	1:QA:1523:G:H8	1.86	0.41
37:RR:10:LEU:O	37:RR:12:ARG:HG3	2.21	0.41
25:YA:1506:C:H3'	25:YA:1507:A:H5''	2.01	0.41
1:QA:357:G:O3'	32:YI:121:LYS:NZ	2.53	0.41
6:XF:46:ARG:HB3	6:XF:60:PHE:CE1	2.55	0.41
25:YA:979:G:H2'	25:YA:982:C:N4	2.36	0.41
28:RE:92:THR:HB	28:RE:93:VAL:H	1.55	0.41
17:XQ:59:ILE:HB	17:XQ:71:PHE:HB3	2.03	0.41
28:RE:20:ALA:O	28:RE:21:VAL:CG1	2.51	0.41
51:R5:56:LYS:CE	51:R5:58:LEU:CD2	2.92	0.41
29:YF:68:LYS:O	29:YF:69:HIS:CB	2.68	0.41
39:RT:91:ARG:HB2	39:RT:121:ILE:HG13	2.03	0.41
35:YP:59:LEU:HA	35:YP:61:ARG:NH2	2.36	0.41

Continued on next page...

Continued from previous page...

Atom-1	Atom-2	Interatomic distance (Å)	Clash overlap (Å)
28:RE:35:GLN:HB3	28:RE:48:GLN:HB2	2.02	0.41
27:YD:36:PRO:HB3	27:YD:61:LEU:HB3	2.03	0.41
45:YZ:136:PHE:CD1	45:YZ:138:GLU:HG3	2.56	0.41
14:YN:51:GLY:O	14:YN:53:LEU:N	2.53	0.41
1:QA:1475:G:H4'	25:RA:1689:A:H4'	2.01	0.41
40:YU:8:VAL:O	40:YU:12:ARG:HG3	2.20	0.41
25:YA:27:G:HO2'	25:YA:28:A:H8	1.64	0.41
45:YZ:5:LEU:HA	45:YZ:5:LEU:HD22	1.86	0.41
37:YR:44:LEU:HD22	37:YR:48:VAL:HG23	2.02	0.41
28:YE:64:LYS:C	28:YE:66:HIS:H	2.24	0.41
12:XL:68:ALA:HB2	12:XL:85:ILE:HD11	2.03	0.41
25:YA:76:C:H1'	48:Y2:62:THR:HG21	2.02	0.41
25:RA:48:G:H22	25:RA:177:G:H5''	1.84	0.41
25:YA:1093:G:H4'	31:YH:170:ARG:NH2	2.35	0.41
31:RH:4:ILE:O	31:RH:6:ARG:N	2.51	0.41
25:RA:848:G:O6	25:RA:929:G:H2'	2.21	0.41
19:QS:36:ARG:HA	19:QS:71:LEU:HB2	2.02	0.41
1:QA:661:G:H1	1:QA:744:C:H42	1.68	0.41
1:XA:1287:A:H2'	1:XA:1288:A:C8	2.55	0.41
32:RI:14:ASP:O	32:RI:16:GLY:N	2.54	0.41
25:RA:859:G:N2	25:RA:917:A:OP2	2.49	0.41
25:RA:210:C:H4'	25:RA:1367:A:H1'	2.02	0.41
28:YE:86:PRO:HB2	28:YE:87:GLU:H	1.67	0.41
1:XA:1372:U:H2'	1:XA:1373:G:O4'	2.21	0.41
30:YG:103:LEU:O	30:YG:107:LEU:HG	2.21	0.41
1:QA:1120:G:H2'	1:QA:1121:U:C6	2.55	0.41
25:RA:588:U:H1'	29:RF:90:PHE:CG	2.56	0.41
25:RA:862:G:H2'	25:RA:863:A:O4'	2.21	0.41
33:RN:57:ALA:C	33:RN:60:ILE:HD11	2.40	0.41
33:RN:57:ALA:O	33:RN:60:ILE:HD11	2.21	0.41
27:RD:127:VAL:HA	27:RD:193:VAL:HG22	2.02	0.41
31:RH:33:LEU:HD11	31:RH:136:ILE:O	2.20	0.41
1:QA:179:A:H2'	1:QA:180:U:C6	2.55	0.41
25:RA:782:A:O2'	27:RD:225:ALA:HB1	2.20	0.41
7:QG:70:LYS:HA	7:QG:71:PRO:HD2	1.89	0.41
3:XC:42:LEU:HD12	3:XC:42:LEU:HA	1.87	0.41
28:YE:41:LYS:HA	28:YE:41:LYS:HE2	2.02	0.41
7:QG:93:PRO:O	7:QG:96:GLN:HB2	2.21	0.41
52:Y6:36:LEU:HD13	52:Y6:50:ARG:CZ	2.51	0.41
5:QE:12:LEU:O	5:QE:13:ILE:HD12	2.21	0.41
25:YA:273:G:H1	25:YA:364:C:H42	1.67	0.41

Continued on next page...

Continued from previous page...

Atom-1	Atom-2	Interatomic distance (Å)	Clash overlap (Å)
25:YA:1364:G:N2	25:YA:1367:A:OP2	2.33	0.41
4:QD:38:TYR:HB2	4:QD:44:GLY:O	2.21	0.41
25:YA:732:C:H2'	25:YA:733:G:O4'	2.21	0.41
40:YU:17:ILE:HG23	40:YU:39:LEU:HD12	2.02	0.41
33:RN:71:ILE:HG21	33:RN:84:LYS:HB3	2.02	0.41
25:YA:2301:C:H2'	25:YA:2302:G:C8	2.56	0.41
31:RH:125:VAL:HG13	31:RH:126:PRO:CG	2.46	0.41
25:YA:1359:A:N7	25:YA:1373:A:C6	2.89	0.41
10:XJ:54:PHE:CD2	10:XJ:55:LYS:HG3	2.56	0.41
25:RA:2414:G:H21	35:RP:67:MET:CE	2.33	0.41
35:RP:62:LEU:N	35:RP:62:LEU:HD13	2.36	0.41
31:YH:153:LYS:HZ2	31:YH:153:LYS:HA	1.84	0.41
50:Y4:55:ARG:O	50:Y4:55:ARG:HG2	2.21	0.41
25:RA:2611:U:C4	56:Z7:1:T17:H31	2.56	0.41
25:YA:1007:C:OP1	33:YN:35:ARG:NH1	2.52	0.41
40:YU:92:ARG:HD2	40:YU:95:LEU:HD12	2.02	0.41
40:YU:92:ARG:NH2	41:YV:11:GLN:H	2.18	0.41
1:XA:1095:U:H2'	1:XA:1096:C:C6	2.56	0.41
45:YZ:182:LYS:CB	45:YZ:183:LEU:HA	2.51	0.41
33:YN:96:GLU:O	33:YN:100:GLU:HG3	2.20	0.41
21:QU:10:ARG:HA	21:QU:13:ILE:HB	2.01	0.41
38:RS:62:LYS:HB3	38:RS:97:ARG:CD	2.44	0.41
25:RA:1091:G:N2	25:RA:1101:U:H1'	2.36	0.41
47:R1:58:ILE:CD1	47:R1:86:SER:HB2	2.50	0.41
32:RI:12:LEU:HG	32:RI:19:VAL:HG11	2.03	0.41
30:YG:61:ALA:HA	30:YG:64:THR:HG22	2.02	0.41
27:YD:35:LYS:HZ1	27:YD:65:ILE:HA	1.85	0.41
23:XW:8:U:H5'	23:XW:49:C:OP2	2.21	0.41
25:RA:1070:A:N7	25:RA:1096:A:H2'	2.36	0.41
27:YD:102:LYS:C	27:YD:103:ARG:HG2	2.40	0.41
31:RH:152:ARG:HE	31:RH:153:LYS:HZ3	1.69	0.41
32:YI:37:VAL:HG12	32:YI:38:LEU:H	1.84	0.41
27:RD:111:LEU:HA	27:RD:111:LEU:HD23	1.78	0.41
27:RD:34:VAL:C	27:RD:35:LYS:HG3	2.40	0.41
36:RQ:66:ILE:HG13	36:RQ:67:ARG:N	2.36	0.41
47:Y1:83:GLU:C	47:Y1:85:LEU:H	2.24	0.41
25:RA:797:C:OP2	29:RF:62:ARG:HB2	2.21	0.41
25:YA:774:A:H2	25:YA:787:U:O2'	2.03	0.41
27:RD:150:LYS:HD3	27:RD:150:LYS:N	2.36	0.41
1:XA:110:C:H2'	1:XA:111:G:O4'	2.21	0.41
25:YA:2335:A:HO2'	25:YA:2336:A:C5'	2.31	0.41

Continued on next page...

Continued from previous page...

Atom-1	Atom-2	Interatomic distance (Å)	Clash overlap (Å)
32:YI:21:VAL:HG22	32:YI:22:LYS:H	1.85	0.41
20:XT:11:SER:HA	20:XT:13:LEU:HD12	2.01	0.41
1:XA:1355:G:H2'	1:XA:1356:G:C8	2.55	0.41
3:XC:138:VAL:HG13	3:XC:149:ALA:HB3	2.02	0.41
23:XW:18:G:N1	23:XW:55:U:H1'	2.36	0.41
28:RE:144:ARG:HB3	28:RE:145:LYS:H	1.47	0.41
36:YQ:80:GLU:HB2	36:YQ:81:VAL:H	1.69	0.41
1:QA:1095:U:OP1	1:QA:1108:G:N2	2.54	0.41
2:XB:118:LEU:CB	2:XB:142:LEU:HD12	2.50	0.41
33:RN:9:VAL:HG21	33:RN:48:MET:HB3	2.02	0.41
25:YA:83:G:H21	25:YA:103:A:H62	1.69	0.41
26:RB:79:C:H2'	26:RB:80:U:O4'	2.20	0.41
53:R7:31:LEU:HA	53:R7:31:LEU:HD23	1.86	0.41
1:QA:149:A:H4'	1:QA:1450:U:C4	2.55	0.41
25:YA:1344:G:H4'	25:YA:1384:A:C5	2.55	0.41
25:YA:1026:U:H4'	25:YA:1027:A:OP1	2.21	0.41
26:RB:13:A:H2'	26:RB:14:U:H5''	2.02	0.41
4:XD:64:LEU:HD13	4:XD:198:VAL:HG11	2.03	0.41
54:Y8:37:SER:O	54:Y8:40:GLU:HB3	2.21	0.41
25:RA:2697:G:H2'	25:RA:2698:U:O4'	2.21	0.41
27:YD:3:VAL:HG13	27:YD:17:THR:HG23	2.03	0.41
3:QC:83:ARG:O	3:QC:86:VAL:HG22	2.21	0.41
9:XI:79:LEU:O	9:XI:83:ARG:HG2	2.19	0.41
25:RA:566:U:OP1	35:RP:29:LYS:HE2	2.21	0.41
25:YA:848:G:O6	25:YA:929:G:H2'	2.20	0.41
25:RA:328:U:H4'	44:RY:68:HIS:CD2	2.56	0.41
9:XI:95:LYS:NZ	9:XI:96:LEU:HD13	2.36	0.41
25:RA:2820:A:O2'	25:RA:2821:A:OP1	2.34	0.41
50:Y4:43:TYR:O	50:Y4:46:GLN:HA	2.20	0.41
45:YZ:8:TYR:HD2	45:YZ:38:TYR:CZ	2.39	0.41
25:RA:1752:C:H42	25:RA:1756:G:H1	1.69	0.41
1:QA:1314:C:P	19:QS:6:LYS:HD2	2.61	0.41
25:YA:814:C:H41	35:YP:25:SER:HA	1.84	0.41
5:XE:82:VAL:HB	5:XE:138:ALA:HB2	2.03	0.41
34:RO:73:ASP:OD2	39:RT:32:TYR:OH	2.28	0.41
22:XV:1:G:H4'	46:Y0:7:LEU:O	2.20	0.41
1:XA:186:C:H2'	1:XA:186(A):C:C6	2.56	0.41
34:RO:26:LYS:HB2	34:RO:30:ALA:HB2	2.02	0.41
1:QA:618:C:H5'	1:QA:619:U:H5''	2.03	0.41
23:XW:4:C:H2'	23:XW:5:G:C8	2.55	0.41
50:R4:39:CYS:HB2	50:R4:41:PRO:HD2	2.02	0.41

Continued on next page...

Continued from previous page...

Atom-1	Atom-2	Interatomic distance (Å)	Clash overlap (Å)
27:YD:130:ALA:C	27:YD:131:LEU:HD12	2.42	0.41
25:YA:968:G:H2'	25:YA:969:U:O4'	2.21	0.41
8:QH:44:PHE:HD1	8:QH:80:ILE:HG12	1.86	0.41
36:YQ:16:ARG:HB3	36:YQ:17:LEU:H	1.76	0.41
25:YA:1810:A:H8	25:YA:1810:A:O5'	2.04	0.41
17:QQ:92:ARG:HD3	17:QQ:92:ARG:HA	1.91	0.41
5:XE:68:GLU:HG3	5:XE:68:GLU:O	2.21	0.41
1:XA:567:G:C2	1:XA:568:G:H1'	2.56	0.41
46:R0:12:ASN:HB3	46:R0:13:GLY:H	1.67	0.41
25:YA:1657:C:H2'	25:YA:1658:C:C6	2.55	0.41
1:XA:946:A:H2'	1:XA:947:G:C8	2.56	0.41
25:YA:1385:G:H1'	25:YA:1386:C:C6	2.56	0.41
30:YG:124:SER:HB2	30:YG:131:TYR:CE1	2.56	0.41
27:YD:145:VAL:HG11	27:YD:175:LEU:HD11	2.02	0.41
45:RZ:97:GLU:O	45:RZ:98:MET:HB3	2.21	0.41
25:RA:217:G:H2'	25:RA:218:A:O4'	2.21	0.41
15:QO:2:PRO:HB2	15:QO:3:ILE:H	1.56	0.41
30:YG:18:GLU:OE1	30:YG:22:ARG:NH1	2.49	0.41
8:XH:12:ARG:HD3	8:XH:26:VAL:HB	2.03	0.41
43:YX:31:HIS:HB3	43:YX:34:ALA:HB2	2.03	0.41
5:QE:127:ASN:HA	5:QE:128:PRO:HD3	1.89	0.41
6:QF:30:LEU:HD23	6:QF:75:LEU:HD11	2.02	0.41
27:RD:226:MET:HB3	27:RD:230:ASP:HB2	2.03	0.41
11:QK:25:TYR:CZ	11:QK:87:THR:HB	2.55	0.41
2:XB:166:ASP:HB3	2:XB:169:LYS:HB2	2.02	0.41
5:QE:147:ASP:O	5:QE:151:LEU:HG	2.21	0.41
25:YA:1029:A:O5'	25:YA:1029:A:H8	2.04	0.41
33:RN:73:THR:HB	33:RN:82:LEU:HD11	2.02	0.41
25:RA:840:C:H2'	25:RA:841:A:C8	2.56	0.41
25:RA:755:C:H2'	25:RA:756:C:C6	2.56	0.41
45:RZ:74:VAL:HG22	45:RZ:86:VAL:HG22	2.03	0.41
25:RA:1179:C:H2'	25:RA:1180:C:O4'	2.20	0.41
31:YH:152:ARG:NE	31:YH:153:LYS:NZ	2.68	0.41
45:RZ:110:GLY:CA	45:RZ:111:VAL:C	2.87	0.41
33:YN:7:LYS:H	33:YN:7:LYS:NZ	2.18	0.41
25:YA:2098:U:O2	25:YA:2191:G:N2	2.45	0.41
50:Y4:48:ARG:HH12	50:Y4:52:THR:H	1.68	0.41
7:QG:150:ALA:O	11:QK:57:THR:CG2	2.69	0.41
25:RA:242:G:H4'	25:RA:243:U:O5'	2.21	0.41
31:RH:107:VAL:HB	31:RH:153:LYS:HE3	2.03	0.41
25:RA:2168:G:OP2	25:RA:2168:G:H8	2.04	0.41

Continued on next page...

Continued from previous page...

Atom-1	Atom-2	Interatomic distance (Å)	Clash overlap (Å)
25:RA:2422:A:N7	54:R8:31:HIS:NE2	2.56	0.41
50:R4:23:GLU:HG3	50:R4:25:TYR:HE2	1.85	0.41
35:YP:106:LEU:O	35:YP:107:LYS:HB2	2.20	0.41
25:YA:2867:G:HO2'	25:YA:2868:A:H8	1.65	0.41
25:RA:2692:C:H2'	25:RA:2693:A:C8	2.55	0.41
10:XJ:76:ASN:HA	10:XJ:77:PRO:HD2	1.96	0.41
37:RR:70:LEU:C	37:RR:72:ASP:H	2.21	0.41
31:YH:125:VAL:HG22	31:YH:131:VAL:HG13	2.02	0.41
1:QA:1035:A:N6	1:QA:1036:G:N3	2.69	0.41
25:YA:1061:U:H4'	25:YA:1070:A:H1'	2.01	0.41
32:RI:120:ILE:HD11	32:RI:126:TYR:OH	2.20	0.41
11:XK:38:ASN:HA	11:XK:39:PRO:HD3	1.75	0.41
29:YF:67:GLN:HG3	29:YF:67:GLN:O	2.21	0.41
1:QA:1143:G:H2'	1:QA:1144:G:C8	2.55	0.41
52:R6:24:GLU:HB3	52:R6:25:LYS:H	1.74	0.41
1:QA:34:C:H2'	1:QA:35:G:H8	1.86	0.41
25:YA:2712:U:O2'	25:YA:2712(A):A:P	2.79	0.41
25:YA:1578:U:C2'	25:YA:1579:A:H5'	2.51	0.41
38:RS:83:LYS:C	38:RS:109:GLY:HA3	2.42	0.41
4:QD:63:LYS:HE3	4:QD:63:LYS:HB2	1.77	0.41
27:YD:62:TYR:HA	27:YD:87:ASN:OD1	2.21	0.41
43:RX:67:GLY:C	43:RX:69:TYR:H	2.23	0.41
40:RU:83:LEU:HG	40:RU:88:ILE:HB	2.03	0.41
30:RG:131:TYR:O	30:RG:159:VAL:HG13	2.21	0.41
32:YI:115:ALA:HB3	32:YI:128:LEU:HD12	2.02	0.41
56:Z8:3:GLY:HA3	56:Z8:4:PRO:HA	1.77	0.41
28:YE:32:PRO:HA	28:YE:90:THR:HA	2.03	0.41
25:YA:596:G:H2'	25:YA:597:U:O4'	2.21	0.41
25:RA:700:G:H2'	25:RA:701:G:O4'	2.21	0.41
1:XA:1073:U:H2'	1:XA:1074:G:C8	2.56	0.41
27:YD:201:HIS:O	27:YD:204:ILE:HG12	2.21	0.41
25:YA:2185:C:H2'	25:YA:2186:G:C8	2.56	0.41
15:QO:32:LEU:HA	15:QO:32:LEU:HD23	1.76	0.41
29:RF:33:LEU:HD12	29:RF:33:LEU:HA	1.83	0.41
30:YG:7:LEU:HD12	30:YG:104:GLU:HA	2.03	0.41
8:QH:41:ARG:NH2	8:QH:123:GLU:OE2	2.54	0.41
4:QD:166:LYS:HB3	27:YD:134:ARG:NH1	2.35	0.40
28:RE:184:VAL:HB	28:RE:185:LYS:H	1.64	0.40
1:QA:1199:U:H4'	10:QJ:54:PHE:CZ	2.56	0.40
19:QS:5:LEU:HD12	19:QS:5:LEU:HA	1.93	0.40
35:YP:29:LYS:HB3	35:YP:30:THR:H	1.59	0.40

Continued on next page...

Continued from previous page...

Atom-1	Atom-2	Interatomic distance (Å)	Clash overlap (Å)
1:QA:1098:C:H2'	1:QA:1099:G:O4'	2.20	0.40
1:XA:1053:G:C6	1:XA:1199:U:C2	3.09	0.40
52:Y6:11:LEU:HA	52:Y6:11:LEU:HD13	1.86	0.40
1:XA:672:U:H2'	1:XA:673:G:H8	1.85	0.40
1:XA:537:G:H2'	1:XA:538:G:C8	2.56	0.40
28:YE:95:ILE:H	28:YE:95:ILE:CD1	2.31	0.40
25:YA:2867:G:O2'	25:YA:2868:A:H8	2.03	0.40
39:RT:109:GLU:O	39:RT:113:LYS:HB2	2.21	0.40
1:XA:1491:G:N7	58:XA:1672:PAR:O53	2.41	0.40
58:XA:1672:PAR:H34	58:XA:1672:PAR:H642	1.92	0.40
8:XH:6:ILE:HB	8:XH:85:ARG:NH1	2.36	0.40
1:XA:312:C:H2'	1:XA:313:A:H8	1.86	0.40
8:QH:83:ILE:HB	8:QH:137:VAL:HG13	2.03	0.40
1:QA:754:C:H1'	15:QO:69:TYR:CD2	2.57	0.40
1:QA:1122:U:H3	1:QA:1151:A:H2	1.66	0.40
1:XA:235:C:H2'	1:XA:236:G:C8	2.54	0.40
25:RA:2032:G:H1'	28:RE:145:LYS:HD3	2.03	0.40
1:XA:1162:C:H2'	1:XA:1163:C:C6	2.57	0.40
25:YA:1341:U:O4'	43:YX:57:LEU:HD23	2.21	0.40
25:RA:2845:G:O2'	25:RA:2846:G:H5'	2.21	0.40
40:YU:96:ALA:HA	40:YU:98:LEU:HD23	2.03	0.40
1:XA:833:U:H2'	1:XA:834:C:C6	2.56	0.40
25:YA:874:G:H2'	25:YA:875:G:C8	2.56	0.40
34:YO:4:PRO:O	34:YO:5:GLN:CB	2.69	0.40
10:XJ:6:ILE:O	10:XJ:71:LEU:HD12	2.21	0.40
12:QL:27:LEU:HG	12:QL:62:SER:HB3	2.02	0.40
1:QA:452:A:HO2'	1:QA:453:A:C4'	2.33	0.40
1:QA:452:A:H2'	1:QA:453:A:C8	2.56	0.40
11:XK:19:ALA:CB	11:XK:32:ILE:HG22	2.51	0.40
34:RO:63:VAL:HB	34:RO:106:LEU:HD11	2.02	0.40
1:QA:985:C:H2'	1:QA:986:A:H8	1.84	0.40
39:RT:51:ARG:CG	39:RT:98:LYS:HG3	2.51	0.40
25:YA:218:A:C2	25:YA:235:U:H4'	2.57	0.40
25:RA:2322:A:H2'	25:RA:2323:G:O4'	2.21	0.40
25:RA:1024:G:C6	25:RA:1025:G:C6	3.09	0.40
25:RA:1676:A:H2'	25:RA:1677:A:O4'	2.21	0.40
50:R4:13:ARG:O	50:R4:30:GLU:HA	2.21	0.40
1:XA:78:G:O2'	1:XA:79:G:OP1	2.31	0.40
1:QA:977:A:O2'	1:QA:979:C:OP2	2.31	0.40
46:R0:72:ARG:HB2	46:R0:75:LEU:HB2	2.03	0.40
2:XB:126:GLU:O	2:XB:129:GLU:HB2	2.20	0.40

Continued on next page...

Continued from previous page...

Atom-1	Atom-2	Interatomic distance (Å)	Clash overlap (Å)
1:XA:1228:C:P	13:XM:108:ARG:HH22	2.44	0.40
23:QW:61:C:H2'	23:QW:62:C:C6	2.56	0.40
25:YA:2803:C:H2'	25:YA:2804:C:C6	2.56	0.40
7:QG:54:THR:O	7:QG:56:GLN:N	2.52	0.40
25:YA:324:A:H2'	25:YA:325:G:O4'	2.21	0.40
25:YA:796:C:H2'	25:YA:797:C:C6	2.56	0.40
29:RF:107:LYS:HE3	29:RF:206:ILE:HD12	2.03	0.40
25:YA:1520:U:H2'	25:YA:1521:G:O4'	2.21	0.40
1:XA:730:G:C5	1:XA:731:G:H1'	2.56	0.40
30:RG:117:PHE:HE1	30:RG:120:LEU:HD23	1.86	0.40
1:QA:922:G:H4'	5:QE:20:GLN:HA	2.03	0.40
25:RA:2315:G:H2'	25:RA:2316:C:C6	2.56	0.40
45:YZ:28:MET:O	45:YZ:34:ASN:HA	2.22	0.40
32:YI:23:PRO:O	32:YI:27:ARG:HG2	2.21	0.40
25:YA:1651:G:N7	37:YR:11:ASN:ND2	2.60	0.40
31:RH:98:LEU:HB2	31:RH:125:VAL:HB	2.03	0.40
1:QA:1367:C:H5'	10:QJ:60:ARG:CZ	2.51	0.40
31:YH:15:VAL:HG21	31:YH:76:VAL:CG1	2.44	0.40
1:QA:664:G:N2	1:QA:741:G:H1	2.15	0.40
25:YA:2334:G:H4'	25:YA:2335:A:OP2	2.21	0.40
45:RZ:48:PHE:HE1	45:RZ:71:VAL:HG21	1.87	0.40
29:YF:28:ILE:H	29:YF:28:ILE:HG13	1.68	0.40
32:RI:30:LEU:HD22	32:RI:35:LEU:HD11	2.02	0.40
10:QJ:31:GLY:HA3	10:QJ:78:ASN:CG	2.41	0.40
25:YA:1826:G:H4'	27:YD:242:ARG:NH2	2.36	0.40
52:Y6:13:CYS:HB2	52:Y6:22:ALA:HB3	2.03	0.40
1:QA:509:A:O2'	1:QA:510:A:OP1	2.35	0.40
2:XB:19:HIS:NE2	2:XB:206:ASP:HB2	2.36	0.40
35:RP:114:ILE:HD11	35:RP:130:PHE:CD2	2.57	0.40
25:RA:1649:G:O2'	37:RR:107:ASP:OD2	2.32	0.40
25:YA:1797:C:H4'	27:YD:257:LEU:O	2.21	0.40
25:YA:196:A:O2'	25:YA:805:G:O6	2.34	0.40
25:YA:1869:G:H5'	25:YA:1870:C:OP2	2.20	0.40
25:RA:2685:G:P	39:RT:51:ARG:HH22	2.44	0.40
36:RQ:58:PHE:CD1	36:RQ:61:GLY:HA3	2.56	0.40
2:XB:120:ALA:C	2:XB:122:PHE:H	2.24	0.40
28:RE:197:ILE:HD11	28:RE:199:ARG:CZ	2.50	0.40
1:QA:10:A:H2'	1:QA:11:G:H8	1.86	0.40
28:RE:55:ASN:HD22	28:RE:58:ARG:HB2	1.87	0.40
6:QF:35:ALA:HA	6:QF:67:MET:HB3	2.02	0.40
25:RA:1614:A:H62	42:RW:93:ALA:HB2	1.85	0.40

Continued on next page...

Continued from previous page...

Atom-1	Atom-2	Interatomic distance (Å)	Clash overlap (Å)
25:YA:2633:G:H2'	25:YA:2634:G:O4'	2.21	0.40
1:QA:271:C:H2'	1:QA:272:C:C6	2.56	0.40
6:QF:79:LEU:HD23	6:QF:79:LEU:HA	1.93	0.40
1:QA:109:A:C6	1:QA:326:G:C6	3.09	0.40
25:YA:271:G:H2'	25:YA:272:G:H8	1.86	0.40
25:YA:1843:C:H5'	27:YD:253:GLN:OE1	2.21	0.40
51:R5:58:LEU:CD1	51:R5:58:LEU:H	2.22	0.40
45:YZ:96:VAL:CG1	45:YZ:128:VAL:O	2.66	0.40
35:RP:62:LEU:O	54:R8:13:ARG:HB2	2.22	0.40
33:YN:65:LYS:HG2	33:YN:65:LYS:H	1.60	0.40
32:YI:38:LEU:H	32:YI:38:LEU:HD12	1.86	0.40
25:YA:1754:C:H2'	25:YA:1755:A:O4'	2.21	0.40
10:QJ:4:ILE:HA	10:QJ:100:THR:HG22	2.02	0.40
10:XJ:77:PRO:O	10:XJ:79:ARG:NH1	2.54	0.40
1:QA:1325:C:OP2	21:QU:6:ARG:NH2	2.49	0.40
31:RH:103:LEU:HG	31:RH:105:LEU:HD12	2.02	0.40
5:XE:51:VAL:HB	5:XE:52:PRO:HD3	2.04	0.40
19:XS:36:ARG:HA	19:XS:71:LEU:HB2	2.03	0.40
40:YU:19:LYS:O	40:YU:22:LYS:HB2	2.21	0.40
29:YF:64:ILE:HA	29:YF:64:ILE:HD12	1.80	0.40
22:XV:14:G:N2	22:XV:48:C:H42	2.19	0.40
25:RA:341:G:H2'	25:RA:342:G:O4'	2.21	0.40
54:R8:49:VAL:HG23	54:R8:53:PRO:HB3	2.04	0.40
25:RA:722:A:H3'	25:RA:723:G:H8	1.87	0.40
38:YS:69:VAL:HA	38:YS:72:ALA:HB3	2.03	0.40
1:XA:376:G:OP1	16:XP:5:ARG:HB2	2.21	0.40
12:XL:90:VAL:O	12:XL:92:ASP:N	2.54	0.40
50:Y4:14:ILE:HG23	50:Y4:14:ILE:O	2.21	0.40
1:XA:514:C:H2'	1:XA:515:G:H8	1.87	0.40
25:YA:1930:G:H2'	25:YA:1968:G:N1	2.36	0.40
45:RZ:92:SER:HB3	45:RZ:93:ASP:H	1.66	0.40
25:RA:303:U:H2'	25:RA:304:G:C8	2.56	0.40
1:XA:401:C:H2'	1:XA:402:G:C8	2.56	0.40
38:RS:23:ARG:HB2	38:RS:86:ALA:HB2	2.03	0.40
25:RA:960:A:H5''	25:RA:961:C:OP1	2.22	0.40
1:QA:337:C:H2'	1:QA:338:A:C8	2.57	0.40
25:RA:2262:U:H2'	25:RA:2263:C:C6	2.56	0.40
1:XA:986:A:H2'	1:XA:987:G:O4'	2.21	0.40
25:RA:1430:C:H2'	25:RA:1431:U:C6	2.57	0.40
6:QF:33:TYR:CE1	6:QF:78:GLU:HG2	2.56	0.40
1:XA:625:G:H4'	16:XP:16:HIS:CD2	2.56	0.40

Continued on next page...

Continued from previous page...

Atom-1	Atom-2	Interatomic distance (Å)	Clash overlap (Å)
25:YA:1688:U:O2	25:YA:1700:A:H5''	2.21	0.40
16:XP:60:LEU:HD23	16:XP:60:LEU:HA	1.80	0.40
27:RD:26:LYS:HD2	27:RD:26:LYS:H	1.87	0.40
4:XD:186:LEU:HD23	4:XD:186:LEU:HA	1.95	0.40
28:YE:49:LEU:HD12	28:YE:49:LEU:HA	1.72	0.40
25:YA:357:A:H2'	25:YA:358:U:C6	2.57	0.40
19:XS:15:LEU:HA	19:XS:18:LYS:HB3	2.04	0.40
13:QM:4:ILE:H	13:QM:9:ILE:CG2	2.35	0.40
26:RB:38:C:O2	26:RB:48:A:H1'	2.22	0.40
25:RA:631:A:N3	25:RA:2415:G:O2'	2.47	0.40
6:XF:16:GLN:HA	6:XF:19:LEU:HB2	2.03	0.40
40:YU:61:TRP:O	40:YU:65:ILE:HG13	2.22	0.40
25:YA:2579:C:H2'	25:YA:2580:U:O4'	2.21	0.40
8:QH:91:ARG:CB	12:QL:7:ILE:HG13	2.44	0.40
10:QJ:61:GLU:OE1	14:QN:58:LYS:HE2	2.21	0.40
25:RA:1011:G:C2	25:RA:1013:C:C2	3.10	0.40
28:RE:26:ILE:O	28:RE:26:ILE:HG12	2.18	0.40
29:YF:125:LEU:HD21	29:YF:199:TRP:CE3	2.57	0.40
47:R1:87:PRO:O	47:R1:91:LYS:HB2	2.21	0.40
25:RA:1061:U:H3'	25:RA:1062:G:H5''	2.02	0.40
36:RQ:72:LYS:HB3	36:RQ:94:VAL:O	2.22	0.40
41:YV:21:ARG:HD2	41:YV:91:TYR:CE1	2.56	0.40
27:RD:35:LYS:HB3	27:RD:63:ARG:HA	2.04	0.40
25:YA:1186:G:H2'	25:YA:1187:G:O4'	2.20	0.40
39:RT:120:ARG:HA	39:RT:123:GLN:NE2	2.37	0.40
29:RF:29:ASN:HB3	29:RF:32:LEU:HD23	2.04	0.40
5:XE:89:ILE:HG12	5:XE:91:LEU:CD1	2.52	0.40
1:QA:298:A:H2'	1:QA:299:G:O4'	2.22	0.40
1:XA:1347:G:H22	1:XA:1374:A:P	2.43	0.40
29:RF:181:LEU:HD22	29:RF:181:LEU:HA	1.79	0.40
52:Y6:28:ARG:HD2	52:Y6:28:ARG:HA	1.86	0.40
52:Y6:28:ARG:HB3	52:Y6:30:THR:C	2.41	0.40
12:XL:68:ALA:HB1	12:XL:100:ILE:HG13	2.03	0.40
1:QA:976:G:N2	1:QA:1362:C:H2'	2.36	0.40
25:YA:900:A:H3'	25:YA:901:A:C8	2.54	0.40
25:YA:2010:G:H5''	42:YW:42:ARG:HB2	2.03	0.40
13:QM:40:ASN:HA	13:QM:41:PRO:HD3	1.89	0.40
23:QW:16:U:H3'	23:QW:17:C:C5'	2.51	0.40
25:YA:2776:A:OP1	25:YA:2776:A:H3'	2.21	0.40
5:XE:34:VAL:HG11	5:XE:63:ARG:HG2	2.03	0.40
29:YF:168:ARG:HG3	29:YF:175:THR:HG21	2.02	0.40

Continued on next page...

Continued from previous page...

Atom-1	Atom-2	Interatomic distance (Å)	Clash overlap (Å)
32:RI:138:ILE:HG12	32:RI:139:GLN:N	2.37	0.40
1:QA:1300:G:N1	1:QA:1335:C:O4'	2.55	0.40
29:RF:116:ASP:OD2	35:RP:1:MET:N	2.54	0.40
28:RE:36:ARG:HB3	28:RE:36:ARG:HH11	1.87	0.40
1:QA:766:A:H2'	1:QA:767:A:O4'	2.21	0.40
1:QA:985:C:H2'	1:QA:986:A:C8	2.57	0.40
27:RD:96:HIS:CD2	27:RD:102:LYS:HG2	2.56	0.40
25:RA:2605:U:H2'	25:RA:2606:C:C6	2.56	0.40
49:Y3:12:PRO:O	49:Y3:14:GLY:N	2.55	0.40
44:YY:89:PHE:C	44:YY:90:LEU:HD13	2.42	0.40
25:RA:121:G:H4'	25:RA:149:A:H5'	2.03	0.40
3:QC:71:ALA:HB2	3:QC:109:PRO:HB3	2.04	0.40
25:RA:516:C:OP1	51:R5:13:LYS:NZ	2.54	0.40
44:RY:11:ASP:O	44:RY:26:LYS:HG3	2.21	0.40
25:RA:1312:U:H1'	25:RA:1313:U:OP2	2.22	0.40
1:QA:422:C:O2'	1:QA:423:G:H5''	2.22	0.40
33:RN:108:PRO:O	33:RN:113:GLY:HA3	2.21	0.40
25:YA:1329:U:H5''	25:YA:1330:C:H5	1.86	0.40
1:XA:1523:G:OP1	11:XK:123:LYS:NZ	2.42	0.40
31:RH:30:LYS:HD2	31:RH:81:GLU:H	1.86	0.40
44:RY:64:GLU:H	44:RY:64:GLU:HG2	1.64	0.40
47:R1:95:LEU:HA	47:R1:95:LEU:HD23	1.94	0.40
25:RA:1174:A:N3	25:RA:1174:A:H2'	2.35	0.40
4:QD:176:LEU:HD12	4:QD:182:LYS:O	2.21	0.40
31:YH:46:GLU:OE1	31:YH:51:ARG:NH1	2.54	0.40
4:XD:165:MET:O	4:XD:167:GLY:N	2.54	0.40
51:R5:46:CYS:HA	51:R5:47:PRO:HD2	1.86	0.40
25:RA:2308:G:C2	25:RA:2311:A:H2	2.37	0.40
39:RT:26:ASP:CB	39:RT:91:ARG:HA	2.52	0.40
27:RD:44:ASN:HB2	27:RD:49:ILE:HA	2.02	0.40
1:QA:410:G:H4'	1:QA:411:A:OP1	2.21	0.40
5:QE:50:GLU:HG3	5:QE:52:PRO:HD2	2.04	0.40
25:RA:196:A:O2'	25:RA:805:G:O6	2.32	0.40
4:QD:195:ALA:O	6:XF:16:GLN:HB3	2.22	0.40
25:RA:955:C:OP2	36:RQ:14:ARG:HD2	2.21	0.40
3:XC:20:SER:HB2	3:XC:40:ARG:NH2	2.28	0.40
9:XI:5:TYR:HA	9:XI:17:VAL:O	2.21	0.40
46:R0:68:GLU:HG2	46:R0:80:HIS:HB2	2.04	0.40
45:YZ:136:PHE:C	45:YZ:137:ILE:HG12	2.41	0.40
47:Y1:87:PRO:O	47:Y1:91:LYS:HB2	2.20	0.40
39:YT:19:LEU:HA	39:YT:20:PRO:HD3	1.91	0.40

Continued on next page...

Continued from previous page...

Atom-1	Atom-2	Interatomic distance (Å)	Clash overlap (Å)
40:RU:66:ASN:CG	40:RU:70:ARG:HH21	2.21	0.40
1:QA:486:U:H2'	1:QA:487:A:H8	1.87	0.40
3:QC:7:PRO:O	3:QC:11:ARG:NH1	2.54	0.40
12:XL:38:THR:CG2	12:XL:57:LYS:HB3	2.49	0.40
9:XI:75:ASP:HA	9:XI:78:LYS:HB3	2.04	0.40
1:QA:181:G:HO2'	1:QA:182:U:P	2.45	0.40
1:QA:376:G:H5''	16:QP:5:ARG:HB2	2.02	0.40
25:YA:1417:C:H2'	25:YA:1418:G:O4'	2.21	0.40
12:XL:85:ILE:HA	12:XL:85:ILE:HD12	1.74	0.40
27:YD:150:LYS:HA	27:YD:150:LYS:HD3	1.94	0.40
25:RA:2123:G:H2'	25:RA:2124:G:C8	2.54	0.40
3:XC:56:ASP:HB2	3:XC:67:THR:HB	2.03	0.40
35:RP:25:SER:OG	35:RP:26:GLY:O	2.38	0.40
1:QA:148:G:H2'	1:QA:149:A:C8	2.55	0.40
11:XK:18:ARG:HB3	11:XK:33:THR:OG1	2.21	0.40
27:YD:237:GLU:O	27:YD:238:GLY:C	2.59	0.40
33:RN:17:ASP:O	33:RN:19:GLU:N	2.54	0.40
25:YA:535:C:O3'	40:YU:53:ARG:NH1	2.54	0.40
40:YU:17:ILE:HA	40:YU:17:ILE:HD13	1.92	0.40
25:RA:379:G:N2	47:R1:42:GLN:OE1	2.48	0.40
6:QF:21:LEU:O	6:QF:25:ILE:HG12	2.20	0.40
1:XA:545:C:H2'	1:XA:546:G:O4'	2.21	0.40
25:YA:57:C:H2'	25:YA:58:G:O4'	2.21	0.40
1:QA:1469:G:H2'	1:QA:1470:G:C8	2.57	0.40
25:YA:1932:A:H2'	25:YA:1933:G:O4'	2.21	0.40
25:RA:71:A:H5''	25:RA:72:U:O5'	2.21	0.40
34:RO:66:LYS:HA	34:RO:79:PHE:O	2.22	0.40
23:XW:41:C:H2'	23:XW:42:C:O4'	2.21	0.40
25:YA:1782:C:H1'	25:YA:2609:U:H5''	2.03	0.40
41:YV:3:ALA:HA	41:YV:40:LEU:O	2.21	0.40
45:RZ:10:ARG:HH21	45:RZ:26:GLY:H	1.69	0.40
1:XA:611:A:H61	1:XA:629:G:H1	1.68	0.40
27:RD:209:ALA:O	27:RD:212:SER:HB2	2.22	0.40
49:Y3:52:HIS:CD2	49:Y3:53:LEU:HG	2.57	0.40
49:Y3:5:LYS:HE3	49:Y3:34:GLU:OE2	2.22	0.40
29:YF:198:ALA:HA	29:YF:201:VAL:HG12	2.03	0.40
29:YF:122:LYS:HD3	29:YF:122:LYS:HA	1.86	0.40
4:QD:46:LYS:HD3	4:QD:46:LYS:HA	1.78	0.40
12:XL:18:VAL:HG23	12:XL:19:ARG:H	1.86	0.40
25:YA:2577:A:H2'	25:YA:2614:A:N6	2.36	0.40
25:YA:942:G:O2'	25:YA:1189:A:N3	2.49	0.40

Continued on next page...

Continued from previous page...

Atom-1	Atom-2	Interatomic distance (Å)	Clash overlap (Å)
25:RA:380:U:H2'	25:RA:381:G:C8	2.56	0.40
1:XA:575:G:O2'	1:XA:821:G:H5'	2.22	0.40

All (1) symmetry-related close contacts are listed below. The label for Atom-2 includes the symmetry operator and encoded unit-cell translations to be applied.

Atom-1	Atom-2	Interatomic distance (Å)	Clash overlap (Å)
25:RA:2197:U:OP1	4:XD:159:ARG:NH2[4_555]	2.05	0.15

5.3 Torsion angles [i](#)

5.3.1 Protein backbone [i](#)

In the following table, the Percentiles column shows the percent Ramachandran outliers of the chain as a percentile score with respect to all X-ray entries followed by that with respect to entries of similar resolution.

The Analysed column shows the number of residues for which the backbone conformation was analysed, and the total number of residues.

Mol	Chain	Analysed	Favoured	Allowed	Outliers	Percentiles	
2	QB	235/256 (92%)	173 (74%)	45 (19%)	17 (7%)	1	19
2	XB	235/256 (92%)	177 (75%)	43 (18%)	15 (6%)	2	23
3	QC	203/239 (85%)	163 (80%)	34 (17%)	6 (3%)	5	44
3	XC	203/239 (85%)	171 (84%)	29 (14%)	3 (2%)	13	57
4	QD	206/209 (99%)	177 (86%)	22 (11%)	7 (3%)	5	41
4	XD	206/209 (99%)	178 (86%)	23 (11%)	5 (2%)	7	49
5	QE	149/162 (92%)	136 (91%)	8 (5%)	5 (3%)	5	41
5	XE	149/162 (92%)	133 (89%)	13 (9%)	3 (2%)	9	53
6	QF	99/101 (98%)	93 (94%)	3 (3%)	3 (3%)	5	44
6	XF	99/101 (98%)	94 (95%)	5 (5%)	0	100	100
7	QG	153/156 (98%)	135 (88%)	16 (10%)	2 (1%)	15	60
7	XG	153/156 (98%)	138 (90%)	13 (8%)	2 (1%)	15	60
8	QH	136/138 (99%)	121 (89%)	14 (10%)	1 (1%)	26	72
8	XH	136/138 (99%)	120 (88%)	12 (9%)	4 (3%)	6	44

Continued on next page...

Continued from previous page...

Mol	Chain	Analysed	Favoured	Allowed	Outliers	Percentiles	
9	QI	125/128 (98%)	103 (82%)	17 (14%)	5 (4%)	4	35
9	XI	125/128 (98%)	97 (78%)	24 (19%)	4 (3%)	5	42
10	QJ	97/105 (92%)	75 (77%)	19 (20%)	3 (3%)	5	43
10	XJ	97/105 (92%)	78 (80%)	14 (14%)	5 (5%)	2	27
11	QK	117/129 (91%)	100 (86%)	14 (12%)	3 (3%)	7	46
11	XK	117/129 (91%)	100 (86%)	15 (13%)	2 (2%)	11	55
12	QL	123/132 (93%)	98 (80%)	18 (15%)	7 (6%)	2	25
12	XL	123/132 (93%)	97 (79%)	14 (11%)	12 (10%)	1	12
13	QM	119/126 (94%)	95 (80%)	15 (13%)	9 (8%)	1	17
13	XM	119/126 (94%)	94 (79%)	15 (13%)	10 (8%)	1	15
14	QN	58/61 (95%)	49 (84%)	5 (9%)	4 (7%)	1	20
14	XN	58/61 (95%)	46 (79%)	6 (10%)	6 (10%)	1	11
15	QO	86/89 (97%)	80 (93%)	5 (6%)	1 (1%)	16	62
15	XO	86/89 (97%)	80 (93%)	4 (5%)	2 (2%)	8	50
16	QP	82/88 (93%)	73 (89%)	8 (10%)	1 (1%)	16	62
16	XP	82/88 (93%)	71 (87%)	10 (12%)	1 (1%)	16	62
17	QQ	98/105 (93%)	91 (93%)	5 (5%)	2 (2%)	9	53
17	XQ	98/105 (93%)	88 (90%)	10 (10%)	0	100	100
18	QR	68/88 (77%)	56 (82%)	9 (13%)	3 (4%)	3	32
18	XR	68/88 (77%)	61 (90%)	6 (9%)	1 (2%)	13	57
19	QS	82/93 (88%)	55 (67%)	16 (20%)	11 (13%)	0	6
19	XS	82/93 (88%)	54 (66%)	17 (21%)	11 (13%)	0	6
20	QT	97/106 (92%)	76 (78%)	15 (16%)	6 (6%)	2	24
20	XT	97/106 (92%)	75 (77%)	16 (16%)	6 (6%)	2	24
21	QU	23/27 (85%)	19 (83%)	3 (13%)	1 (4%)	3	33
21	XU	23/27 (85%)	18 (78%)	4 (17%)	1 (4%)	3	33
27	RD	270/276 (98%)	226 (84%)	32 (12%)	12 (4%)	3	32
27	YD	270/276 (98%)	228 (84%)	33 (12%)	9 (3%)	5	41
28	RE	203/206 (98%)	148 (73%)	35 (17%)	20 (10%)	1	12
28	YE	203/206 (98%)	144 (71%)	42 (21%)	17 (8%)	1	15
29	RF	200/210 (95%)	170 (85%)	18 (9%)	12 (6%)	2	24

Continued on next page...

Continued from previous page...

Mol	Chain	Analysed	Favoured	Allowed	Outliers	Percentiles	
29	YF	200/210 (95%)	168 (84%)	24 (12%)	8 (4%)	4	35
30	RG	179/182 (98%)	139 (78%)	26 (14%)	14 (8%)	1	16
30	YG	179/182 (98%)	142 (79%)	25 (14%)	12 (7%)	1	21
31	RH	168/180 (93%)	116 (69%)	33 (20%)	19 (11%)	0	9
31	YH	168/180 (93%)	124 (74%)	23 (14%)	21 (12%)	0	8
32	RI	144/148 (97%)	104 (72%)	27 (19%)	13 (9%)	1	13
32	YI	144/148 (97%)	107 (74%)	20 (14%)	17 (12%)	0	8
33	RN	136/140 (97%)	104 (76%)	20 (15%)	12 (9%)	1	14
33	YN	136/140 (97%)	105 (77%)	17 (12%)	14 (10%)	1	11
34	RO	120/122 (98%)	109 (91%)	9 (8%)	2 (2%)	11	55
34	YO	120/122 (98%)	108 (90%)	10 (8%)	2 (2%)	11	55
35	RP	148/150 (99%)	106 (72%)	28 (19%)	14 (10%)	1	12
35	YP	148/150 (99%)	108 (73%)	22 (15%)	18 (12%)	0	8
36	RQ	139/141 (99%)	99 (71%)	22 (16%)	18 (13%)	0	7
36	YQ	139/141 (99%)	98 (70%)	22 (16%)	19 (14%)	0	6
37	RR	116/118 (98%)	106 (91%)	5 (4%)	5 (4%)	3	33
37	YR	116/118 (98%)	99 (85%)	11 (10%)	6 (5%)	2	27
38	RS	109/112 (97%)	76 (70%)	22 (20%)	11 (10%)	1	11
38	YS	109/112 (97%)	79 (72%)	17 (16%)	13 (12%)	0	8
39	RT	135/146 (92%)	107 (79%)	16 (12%)	12 (9%)	1	13
39	YT	135/146 (92%)	108 (80%)	17 (13%)	10 (7%)	1	18
40	RU	115/118 (98%)	102 (89%)	9 (8%)	4 (4%)	4	40
40	YU	115/118 (98%)	102 (89%)	9 (8%)	4 (4%)	4	40
41	RV	99/101 (98%)	82 (83%)	11 (11%)	6 (6%)	2	24
41	YV	99/101 (98%)	79 (80%)	12 (12%)	8 (8%)	1	15
42	RW	111/113 (98%)	99 (89%)	8 (7%)	4 (4%)	4	39
42	YW	111/113 (98%)	100 (90%)	9 (8%)	2 (2%)	11	54
43	RX	90/96 (94%)	77 (86%)	11 (12%)	2 (2%)	8	51
43	YX	90/96 (94%)	82 (91%)	6 (7%)	2 (2%)	8	51
44	RY	100/110 (91%)	71 (71%)	13 (13%)	16 (16%)	0	4
44	YY	100/110 (91%)	70 (70%)	18 (18%)	12 (12%)	0	8

Continued on next page...

Continued from previous page...

Mol	Chain	Analysed	Favoured	Allowed	Outliers	Percentiles	
45	RZ	181/206 (88%)	126 (70%)	34 (19%)	21 (12%)	0	9
45	YZ	181/206 (88%)	125 (69%)	38 (21%)	18 (10%)	1	12
46	R0	80/85 (94%)	65 (81%)	14 (18%)	1 (1%)	15	60
46	Y0	80/85 (94%)	73 (91%)	7 (9%)	0	100	100
47	R1	95/98 (97%)	76 (80%)	10 (10%)	9 (10%)	1	12
47	Y1	95/98 (97%)	72 (76%)	17 (18%)	6 (6%)	2	23
48	R2	67/72 (93%)	53 (79%)	9 (13%)	5 (8%)	1	17
48	Y2	67/72 (93%)	55 (82%)	6 (9%)	6 (9%)	1	13
49	R3	57/60 (95%)	52 (91%)	3 (5%)	2 (4%)	4	40
49	Y3	57/60 (95%)	52 (91%)	4 (7%)	1 (2%)	11	54
50	R4	69/71 (97%)	35 (51%)	18 (26%)	16 (23%)	0	1
50	Y4	69/71 (97%)	35 (51%)	15 (22%)	19 (28%)	0	0
51	R5	57/60 (95%)	47 (82%)	7 (12%)	3 (5%)	2	27
51	Y5	55/60 (92%)	45 (82%)	9 (16%)	1 (2%)	11	54
52	R6	47/54 (87%)	23 (49%)	13 (28%)	11 (23%)	0	1
52	Y6	47/54 (87%)	22 (47%)	17 (36%)	8 (17%)	0	3
53	R7	47/49 (96%)	45 (96%)	1 (2%)	1 (2%)	9	52
53	Y7	47/49 (96%)	43 (92%)	3 (6%)	1 (2%)	9	52
54	R8	62/65 (95%)	51 (82%)	6 (10%)	5 (8%)	1	15
54	Y8	62/65 (95%)	48 (77%)	10 (16%)	4 (6%)	1	22
55	R9	35/37 (95%)	35 (100%)	0	0	100	100
55	Y9	35/37 (95%)	31 (89%)	4 (11%)	0	100	100
56	Z7	7/12 (58%)	5 (71%)	2 (29%)	0	100	100
56	Z8	7/12 (58%)	3 (43%)	3 (43%)	1 (14%)	0	5
All	All	11482/12152 (94%)	9247 (80%)	1516 (13%)	719 (6%)	2	23

All (719) Ramachandran outliers are listed below:

Mol	Chain	Res	Type
2	QB	236	TYR
3	QC	12	LEU
3	QC	190	ARG
4	QD	28	SER
6	QF	16	GLN

Continued on next page...

Continued from previous page...

Mol	Chain	Res	Type
6	QF	17	SER
6	QF	18	GLN
13	QM	67	GLU
13	QM	106	ASN
13	QM	118	ALA
14	QN	16	PHE
19	QS	12	ASP
19	QS	45	VAL
20	QT	49	ALA
27	RD	26	LYS
27	RD	122	ASP
27	RD	242	ARG
28	RE	53	PRO
28	RE	63	LEU
28	RE	68	ALA
28	RE	71	GLY
28	RE	93	VAL
31	RH	12	PRO
31	RH	86	GLU
31	RH	126	PRO
31	RH	154	PRO
31	RH	168	PRO
31	RH	169	VAL
32	RI	115	ALA
32	RI	133	HIS
33	RN	9	VAL
33	RN	22	THR
33	RN	96	GLU
33	RN	131	GLN
34	RO	5	GLN
35	RP	6	LEU
35	RP	10	PRO
35	RP	11	GLY
35	RP	15	ARG
35	RP	65	ARG
35	RP	95	VAL
35	RP	141	ALA
35	RP	148	LEU
36	RQ	22	LYS
36	RQ	66	ILE
36	RQ	78	PRO
36	RQ	90	VAL

Continued on next page...

Continued from previous page...

Mol	Chain	Res	Type
36	RQ	139	GLU
37	RR	3	HIS
37	RR	4	LEU
38	RS	57	LYS
38	RS	88	ASP
38	RS	89	ARG
39	RT	2	ASN
39	RT	3	ARG
39	RT	106	SER
39	RT	112	ARG
39	RT	124	ASP
40	RU	91	ASP
41	RV	48	GLY
41	RV	50	PRO
41	RV	100	ARG
42	RW	111	HIS
44	RY	3	VAL
44	RY	50	ARG
44	RY	57	GLN
44	RY	77	PRO
44	RY	78	ALA
45	RZ	13	GLU
45	RZ	111	VAL
48	R2	47	ASN
48	R2	48	HIS
48	R2	70	GLN
48	R2	71	ASN
50	R4	16	CYS
50	R4	18	CYS
50	R4	40	HIS
50	R4	43	TYR
50	R4	49	PHE
50	R4	50	VAL
50	R4	53	GLU
51	R5	4	HIS
51	R5	53	ALA
52	R6	15	GLU
54	R8	34	TRP
54	R8	52	LYS
54	R8	62	LEU
2	XB	230	VAL
2	XB	236	TYR

Continued on next page...

Continued from previous page...

Mol	Chain	Res	Type
3	XC	12	LEU
3	XC	79	ARG
4	XD	154	ASN
11	XK	91	ARG
12	XL	47	LYS
12	XL	49	ASN
12	XL	51	ALA
12	XL	64	TYR
13	XM	67	GLU
13	XM	106	ASN
13	XM	118	ALA
14	XN	14	PRO
14	XN	16	PHE
14	XN	52	GLN
19	XS	3	ARG
19	XS	12	ASP
20	XT	48	LYS
20	XT	96	GLY
27	YD	26	LYS
27	YD	28	GLU
27	YD	122	ASP
27	YD	123	ALA
28	YE	2	LYS
28	YE	19	ARG
28	YE	53	PRO
28	YE	63	LEU
28	YE	71	GLY
29	YF	73	ALA
29	YF	134	GLY
30	YG	96	ARG
31	YH	3	ARG
31	YH	12	PRO
31	YH	86	GLU
31	YH	126	PRO
31	YH	127	GLU
31	YH	128	PRO
31	YH	153	LYS
31	YH	155	SER
31	YH	168	PRO
31	YH	169	VAL
32	YI	133	HIS
32	YI	145	VAL

Continued on next page...

Continued from previous page...

Mol	Chain	Res	Type
33	YN	9	VAL
33	YN	22	THR
33	YN	36	GLY
35	YP	6	LEU
35	YP	10	PRO
35	YP	14	LYS
35	YP	15	ARG
35	YP	25	SER
35	YP	27	HIS
35	YP	95	VAL
35	YP	106	LEU
35	YP	148	LEU
36	YQ	18	LYS
36	YQ	22	LYS
36	YQ	25	ASP
36	YQ	79	LEU
36	YQ	86	GLY
36	YQ	90	VAL
36	YQ	134	ARG
37	YR	3	HIS
38	YS	82	ILE
38	YS	88	ASP
38	YS	107	GLU
39	YT	2	ASN
39	YT	123	GLN
39	YT	124	ASP
40	YU	90	VAL
40	YU	91	ASP
40	YU	93	LYS
41	YV	45	THR
43	YX	68	ARG
44	YY	50	ARG
44	YY	57	GLN
44	YY	77	PRO
44	YY	78	ALA
45	YZ	6	LYS
45	YZ	53	ILE
45	YZ	146	ILE
45	YZ	152	ALA
45	YZ	159	PRO
47	Y1	30	VAL
47	Y1	84	GLY

Continued on next page...

Continued from previous page...

Mol	Chain	Res	Type
47	Y1	91	LYS
47	Y1	95	LEU
48	Y2	16	LEU
48	Y2	43	GLN
48	Y2	47	ASN
48	Y2	48	HIS
50	Y4	24	THR
50	Y4	40	HIS
50	Y4	49	PHE
51	Y5	4	HIS
52	Y6	15	GLU
53	Y7	48	LYS
54	Y8	52	LYS
54	Y8	62	LEU
2	QB	15	VAL
2	QB	96	ARG
2	QB	229	VAL
2	QB	230	VAL
2	QB	237	ALA
3	QC	79	ARG
4	QD	51	PRO
4	QD	154	ASN
5	QE	115	VAL
8	QH	129	VAL
9	QI	41	VAL
9	QI	117	HIS
11	QK	101	SER
12	QL	47	LYS
12	QL	91	LYS
13	QM	12	ASN
14	QN	12	ARG
17	QQ	74	LEU
17	QQ	81	ARG
19	QS	3	ARG
19	QS	11	VAL
19	QS	26	GLY
19	QS	31	ILE
19	QS	41	VAL
27	RD	32	SER
28	RE	50	GLY
28	RE	60	ASN
28	RE	66	HIS

Continued on next page...

Continued from previous page...

Mol	Chain	Res	Type
28	RE	72	VAL
28	RE	90	THR
28	RE	92	THR
28	RE	187	ALA
29	RF	17	ARG
29	RF	67	GLN
29	RF	73	ALA
29	RF	89	VAL
29	RF	134	GLY
29	RF	198	ALA
30	RG	4	ASP
30	RG	5	VAL
30	RG	14	GLU
30	RG	96	ARG
30	RG	137	GLU
30	RG	146	TYR
31	RH	137	ASP
31	RH	153	LYS
31	RH	155	SER
32	RI	10	GLU
32	RI	11	ASN
32	RI	102	SER
32	RI	117	GLU
32	RI	145	VAL
35	RP	90	ARG
35	RP	103	ALA
35	RP	106	LEU
36	RQ	6	ARG
36	RQ	25	ASP
36	RQ	27	VAL
36	RQ	133	ARG
37	RR	107	ASP
38	RS	4	LEU
38	RS	107	GLU
39	RT	37	GLY
40	RU	90	VAL
41	RV	49	THR
41	RV	79	VAL
43	RX	41	ASN
44	RY	45	VAL
44	RY	48	ALA
44	RY	63	LYS

Continued on next page...

Continued from previous page...

Mol	Chain	Res	Type
45	RZ	6	LYS
45	RZ	53	ILE
45	RZ	92	SER
45	RZ	153	SER
45	RZ	177	PRO
45	RZ	179	ASP
47	R1	30	VAL
47	R1	80	LEU
47	R1	84	GLY
47	R1	91	LYS
47	R1	95	LEU
48	R2	43	GLN
49	R3	26	LEU
50	R4	24	THR
50	R4	30	GLU
50	R4	51	ASP
50	R4	66	SER
51	R5	59	GLU
52	R6	7	ILE
52	R6	45	LYS
2	XB	15	VAL
4	XD	30	LYS
4	XD	166	LYS
5	XE	115	VAL
7	XG	55	GLY
8	XH	50	ARG
9	XI	41	VAL
9	XI	127	LYS
10	XJ	30	SER
10	XJ	86	MET
12	XL	63	GLY
12	XL	91	LYS
12	XL	115	LYS
13	XM	6	GLY
13	XM	21	TYR
19	XS	41	VAL
19	XS	45	VAL
20	XT	99	LEU
27	YD	238	GLY
27	YD	242	ARG
28	YE	7	VAL
28	YE	204	ALA

Continued on next page...

Continued from previous page...

Mol	Chain	Res	Type
29	YF	128	ALA
29	YF	132	VAL
29	YF	181	LEU
30	YG	4	ASP
30	YG	36	LYS
31	YH	13	LYS
31	YH	27	LYS
31	YH	50	VAL
31	YH	85	LYS
33	YN	23	LEU
33	YN	96	GLU
34	YO	5	GLN
35	YP	65	ARG
35	YP	66	GLY
35	YP	93	GLY
35	YP	141	ALA
36	YQ	6	ARG
36	YQ	60	ARG
36	YQ	137	TYR
37	YR	4	LEU
37	YR	45	ARG
37	YR	107	ASP
38	YS	12	PHE
38	YS	56	LEU
38	YS	109	GLY
39	YT	13	ARG
39	YT	39	ARG
39	YT	106	SER
41	YV	31	ALA
41	YV	48	GLY
41	YV	79	VAL
42	YW	111	HIS
44	YY	58	GLY
44	YY	102	CYS
45	YZ	13	GLU
45	YZ	81	ARG
48	Y2	70	GLN
48	Y2	71	ASN
50	Y4	5	ILE
50	Y4	18	CYS
50	Y4	22	ILE
50	Y4	37	SER

Continued on next page...

Continued from previous page...

Mol	Chain	Res	Type
50	Y4	43	TYR
50	Y4	50	VAL
52	Y6	7	ILE
52	Y6	16	CYS
52	Y6	33	LYS
2	QB	26	PRO
2	QB	87	ARG
2	QB	204	ASN
2	QB	207	ALA
3	QC	4	LYS
3	QC	51	GLY
4	QD	155	LEU
5	QE	77	PRO
10	QJ	30	SER
11	QK	103	LEU
11	QK	125	PHE
12	QL	28	LYS
13	QM	120	LYS
14	QN	14	PRO
15	QO	23	GLY
19	QS	9	VAL
19	QS	14	HIS
19	QS	28	LYS
20	QT	96	GLY
27	RD	46	GLN
27	RD	239	ARG
28	RE	79	ARG
28	RE	204	ALA
29	RF	133	ASN
30	RG	32	PRO
30	RG	116	ASP
31	RH	5	GLY
31	RH	8	PRO
31	RH	27	LYS
31	RH	55	PRO
31	RH	87	LEU
31	RH	138	LYS
32	RI	15	VAL
32	RI	118	LYS
33	RN	8	GLN
33	RN	23	LEU
33	RN	95	PRO

Continued on next page...

Continued from previous page...

Mol	Chain	Res	Type
33	RN	130	HIS
34	RO	97	ARG
35	RP	29	LYS
35	RP	67	MET
36	RQ	11	LYS
36	RQ	19	GLY
36	RQ	137	TYR
37	RR	74	LYS
38	RS	12	PHE
38	RS	61	ASN
39	RT	12	SER
39	RT	97	ALA
40	RU	117	GLN
44	RY	58	GLY
45	RZ	7	ALA
45	RZ	66	SER
45	RZ	116	VAL
45	RZ	119	GLU
45	RZ	152	ALA
47	R1	76	ARG
49	R3	27	GLY
52	R6	33	LYS
52	R6	35	GLU
52	R6	49	HIS
54	R8	31	HIS
54	R8	51	ALA
2	XB	13	ALA
2	XB	22	LYS
2	XB	24	TRP
2	XB	135	GLN
2	XB	207	ALA
4	XD	73	ARG
4	XD	155	LEU
7	XG	7	ALA
8	XH	2	LEU
9	XI	56	LEU
9	XI	95	LYS
10	XJ	59	SER
11	XK	103	LEU
13	XM	4	ILE
13	XM	12	ASN
13	XM	42	ALA

Continued on next page...

Continued from previous page...

Mol	Chain	Res	Type
19	XS	27	GLU
19	XS	28	LYS
27	YD	32	SER
28	YE	50	GLY
28	YE	79	ARG
28	YE	90	THR
28	YE	92	THR
28	YE	117	MET
28	YE	184	VAL
29	YF	198	ALA
31	YH	87	LEU
31	YH	137	ASP
31	YH	138	LYS
31	YH	151	ILE
32	YI	11	ASN
32	YI	12	LEU
32	YI	72	LEU
32	YI	113	ARG
32	YI	122	GLU
33	YN	7	LYS
33	YN	131	GLN
35	YP	16	ARG
35	YP	29	LYS
36	YQ	19	GLY
36	YQ	105	GLU
36	YQ	133	ARG
37	YR	86	ARG
38	YS	4	LEU
38	YS	11	LYS
38	YS	60	GLY
39	YT	97	ALA
41	YV	49	THR
41	YV	53	GLU
41	YV	100	ARG
44	YY	42	VAL
44	YY	63	LYS
45	YZ	59	LEU
45	YZ	92	SER
45	YZ	160	GLY
45	YZ	166	SER
49	Y3	3	ARG
50	Y4	23	GLU

Continued on next page...

Continued from previous page...

Mol	Chain	Res	Type
50	Y4	30	GLU
50	Y4	34	GLU
50	Y4	66	SER
52	Y6	19	ARG
52	Y6	49	HIS
54	Y8	30	ARG
54	Y8	34	TRP
56	Z8	2	GLY
2	QB	22	LYS
2	QB	126	GLU
2	QB	209	ARG
4	QD	171	GLY
9	QI	56	LEU
12	QL	27	LEU
12	QL	48	PRO
13	QM	6	GLY
13	QM	13	LYS
18	QR	20	ALA
18	QR	54	ARG
20	QT	71	THR
21	QU	9	ARG
27	RD	3	VAL
27	RD	123	ALA
27	RD	237	GLU
28	RE	78	LEU
29	RF	66	PRO
29	RF	197	ASP
30	RG	36	LYS
30	RG	86	MET
31	RH	92	ILE
32	RI	122	GLU
35	RP	21	ARG
36	RQ	21	THR
36	RQ	28	ALA
36	RQ	86	GLY
36	RQ	104	PHE
36	RQ	105	GLU
37	RR	71	GLN
38	RS	109	GLY
39	RT	38	ASN
39	RT	39	ARG
40	RU	98	LEU

Continued on next page...

Continued from previous page...

Mol	Chain	Res	Type
42	RW	18	ARG
42	RW	63	ASP
42	RW	68	ARG
43	RX	67	GLY
44	RY	4	LYS
44	RY	53	PRO
44	RY	99	CYS
45	RZ	165	VAL
52	R6	16	CYS
53	R7	48	LYS
2	XB	19	HIS
2	XB	101	MET
2	XB	155	LEU
5	XE	70	PRO
8	XH	129	VAL
12	XL	19	ARG
12	XL	28	LYS
14	XN	15	LYS
14	XN	32	SER
15	XO	88	ARG
18	XR	20	ALA
19	XS	9	VAL
20	XT	84	LEU
20	XT	98	PRO
21	XU	9	ARG
30	YG	14	GLU
30	YG	82	LEU
30	YG	86	MET
30	YG	116	ASP
31	YH	8	PRO
31	YH	83	TYR
32	YI	10	GLU
32	YI	87	LYS
32	YI	114	LEU
33	YN	11	PRO
33	YN	28	THR
33	YN	47	ALA
36	YQ	104	PHE
36	YQ	140	ALA
38	YS	89	ARG
38	YS	96	GLY
39	YT	17	THR

Continued on next page...

Continued from previous page...

Mol	Chain	Res	Type
43	YX	40	LYS
44	YY	51	VAL
44	YY	53	PRO
50	Y4	9	LEU
50	Y4	16	CYS
50	Y4	25	TYR
50	Y4	54	GLY
52	Y6	35	GLU
2	QB	234	PRO
4	QD	30	LYS
4	QD	42	GLN
5	QE	70	PRO
5	QE	96	PRO
7	QG	7	ALA
9	QI	121	ARG
12	QL	19	ARG
12	QL	121	GLY
13	QM	4	ILE
18	QR	26	LEU
20	QT	73	HIS
20	QT	97	ALA
27	RD	238	GLY
28	RE	21	VAL
28	RE	54	GLN
29	RF	8	GLN
30	RG	82	LEU
31	RH	21	PRO
31	RH	83	TYR
32	RI	12	LEU
32	RI	30	LEU
33	RN	18	ALA
33	RN	57	ALA
33	RN	135	PRO
38	RS	97	ARG
38	RS	110	LEU
44	RY	5	MET
44	RY	39	VAL
44	RY	41	GLY
44	RY	62	GLU
45	RZ	12	GLY
45	RZ	51	ALA
45	RZ	61	LEU

Continued on next page...

Continued from previous page...

Mol	Chain	Res	Type
45	RZ	158	PRO
45	RZ	181	GLU
46	R0	18	ALA
47	R1	74	VAL
47	R1	82	LEU
50	R4	5	ILE
50	R4	23	GLU
50	R4	28	LYS
50	R4	68	ARG
52	R6	9	LEU
52	R6	19	ARG
2	XB	121	LEU
3	XC	181	ASN
10	XJ	27	ALA
12	XL	27	LEU
12	XL	65	GLU
13	XM	101	GLN
15	XO	23	GLY
20	XT	97	ALA
27	YD	3	VAL
27	YD	46	GLN
28	YE	68	ALA
28	YE	82	ARG
28	YE	86	PRO
30	YG	5	VAL
30	YG	53	LEU
30	YG	117	PHE
32	YI	18	VAL
32	YI	71	ILE
32	YI	117	GLU
32	YI	118	LYS
33	YN	95	PRO
33	YN	134	ARG
33	YN	135	PRO
35	YP	11	GLY
35	YP	24	GLY
36	YQ	11	LYS
36	YQ	27	VAL
38	YS	94	TYR
38	YS	110	LEU
39	YT	86	ILE
40	YU	117	GLN

Continued on next page...

Continued from previous page...

Mol	Chain	Res	Type
41	YV	50	PRO
44	YY	3	VAL
44	YY	39	VAL
45	YZ	51	ALA
45	YZ	61	LEU
45	YZ	62	PRO
45	YZ	168	GLU
45	YZ	181	GLU
47	Y1	74	VAL
50	Y4	14	ILE
52	Y6	21	TYR
2	QB	155	LEU
10	QJ	82	ILE
13	QM	10	PRO
14	QN	15	LYS
20	QT	98	PRO
27	RD	125	ILE
28	RE	82	ARG
29	RF	130	ALA
30	RG	52	ILE
30	RG	88	ILE
30	RG	117	PHE
38	RS	82	ILE
39	RT	40	THR
45	RZ	62	PRO
45	RZ	166	SER
47	R1	55	GLY
50	R4	11	PRO
52	R6	21	TYR
52	R6	34	LEU
2	XB	26	PRO
2	XB	126	GLU
2	XB	237	ALA
10	XJ	91	PRO
13	XM	7	VAL
14	XN	60	SER
19	XS	7	LYS
28	YE	72	VAL
29	YF	58	ALA
33	YN	127	ASP
34	YO	97	ARG
35	YP	7	ARG

Continued on next page...

Continued from previous page...

Mol	Chain	Res	Type
36	YQ	62	GLY
47	Y1	55	GLY
50	Y4	60	GLN
2	QB	5	ILE
16	QP	46	PRO
28	RE	86	PRO
31	RH	166	GLY
36	RQ	81	VAL
5	XE	74	GLY
12	XL	18	VAL
32	YI	15	VAL
36	YQ	81	VAL
3	QC	81	GLY
5	QE	74	GLY
19	QS	46	GLY
27	RD	35	LYS
32	RI	13	GLY
19	XS	26	GLY
19	XS	46	GLY
29	YF	66	PRO
32	YI	16	GLY
39	YT	37	GLY
42	YW	14	PRO
45	YZ	101	PRO
7	QG	50	ILE
9	QI	89	ASN
10	QJ	37	PRO
33	RN	134	ARG
39	RT	86	ILE
8	XH	51	VAL
16	XP	46	PRO
19	XS	31	ILE
32	YI	13	GLY
29	RF	132	VAL
41	RV	54	GLY
30	YG	52	ILE
30	YG	88	ILE
31	YH	7	LEU
37	YR	117	VAL
2	QB	227	GLY
45	YZ	94	GLU
28	RE	22	PRO

5.3.2 Protein sidechains ⓘ

In the following table, the Percentiles column shows the percent sidechain outliers of the chain as a percentile score with respect to all X-ray entries followed by that with respect to entries of similar resolution.

The Analysed column shows the number of residues for which the sidechain conformation was analysed, and the total number of residues.

Mol	Chain	Analysed	Rotameric	Outliers	Percentiles	
2	QB	205/220 (93%)	171 (83%)	34 (17%)	3	19
2	XB	205/220 (93%)	180 (88%)	25 (12%)	6	32
3	QC	159/188 (85%)	145 (91%)	14 (9%)	12	50
3	XC	159/188 (85%)	146 (92%)	13 (8%)	14	53
4	QD	180/181 (99%)	157 (87%)	23 (13%)	5	31
4	XD	180/181 (99%)	152 (84%)	28 (16%)	3	23
5	QE	116/123 (94%)	104 (90%)	12 (10%)	9	42
5	XE	116/123 (94%)	104 (90%)	12 (10%)	9	42
6	QF	90/90 (100%)	78 (87%)	12 (13%)	5	30
6	XF	90/90 (100%)	81 (90%)	9 (10%)	9	43
7	QG	126/127 (99%)	114 (90%)	12 (10%)	11	46
7	XG	126/127 (99%)	114 (90%)	12 (10%)	11	46
8	QH	119/119 (100%)	109 (92%)	10 (8%)	14	52
8	XH	119/119 (100%)	106 (89%)	13 (11%)	8	39
9	QI	98/99 (99%)	81 (83%)	17 (17%)	2	17
9	XI	98/99 (99%)	80 (82%)	18 (18%)	2	14
10	QJ	89/92 (97%)	77 (86%)	12 (14%)	5	29
10	XJ	89/92 (97%)	74 (83%)	15 (17%)	2	18
11	QK	90/99 (91%)	81 (90%)	9 (10%)	9	43
11	XK	90/99 (91%)	81 (90%)	9 (10%)	9	43
12	QL	104/109 (95%)	87 (84%)	17 (16%)	3	20
12	XL	104/109 (95%)	92 (88%)	12 (12%)	7	36
13	QM	97/101 (96%)	73 (75%)	24 (25%)	1	6
13	XM	97/101 (96%)	78 (80%)	19 (20%)	1	12
14	QN	49/50 (98%)	40 (82%)	9 (18%)	2	14
14	XN	49/50 (98%)	42 (86%)	7 (14%)	4	27

Continued on next page...

Continued from previous page...

Mol	Chain	Analysed	Rotameric	Outliers	Percentiles	
15	QO	79/80 (99%)	72 (91%)	7 (9%)	12	50
15	XO	79/80 (99%)	69 (87%)	10 (13%)	5	31
16	QP	72/74 (97%)	63 (88%)	9 (12%)	6	32
16	XP	72/74 (97%)	64 (89%)	8 (11%)	8	38
17	QQ	95/97 (98%)	87 (92%)	8 (8%)	14	52
17	XQ	95/97 (98%)	89 (94%)	6 (6%)	22	64
18	QR	61/77 (79%)	50 (82%)	11 (18%)	2	15
18	XR	61/77 (79%)	52 (85%)	9 (15%)	4	25
19	QS	73/80 (91%)	59 (81%)	14 (19%)	2	12
19	XS	73/80 (91%)	57 (78%)	16 (22%)	1	9
20	QT	76/82 (93%)	67 (88%)	9 (12%)	6	34
20	XT	76/82 (93%)	66 (87%)	10 (13%)	5	30
21	QU	20/22 (91%)	20 (100%)	0	100	100
21	XU	20/22 (91%)	19 (95%)	1 (5%)	30	70
27	RD	214/218 (98%)	176 (82%)	38 (18%)	2	16
27	YD	214/218 (98%)	180 (84%)	34 (16%)	3	21
28	RE	165/166 (99%)	126 (76%)	39 (24%)	1	7
28	YE	165/166 (99%)	135 (82%)	30 (18%)	2	14
29	RF	161/166 (97%)	132 (82%)	29 (18%)	2	15
29	YF	161/166 (97%)	137 (85%)	24 (15%)	4	25
30	RG	155/156 (99%)	134 (86%)	21 (14%)	5	29
30	YG	155/156 (99%)	134 (86%)	21 (14%)	5	29
31	RH	142/148 (96%)	120 (84%)	22 (16%)	3	23
31	YH	142/148 (96%)	116 (82%)	26 (18%)	2	14
32	RI	122/124 (98%)	98 (80%)	24 (20%)	1	12
32	YI	122/124 (98%)	92 (75%)	30 (25%)	1	6
33	RN	117/119 (98%)	97 (83%)	20 (17%)	2	18
33	YN	117/119 (98%)	96 (82%)	21 (18%)	2	15
34	RO	100/100 (100%)	90 (90%)	10 (10%)	9	43
34	YO	100/100 (100%)	89 (89%)	11 (11%)	8	39
35	RP	116/116 (100%)	86 (74%)	30 (26%)	0	5

Continued on next page...

Continued from previous page...

Mol	Chain	Analysed	Rotameric	Outliers	Percentiles	
35	YP	116/116 (100%)	81 (70%)	35 (30%)	0	3
36	RQ	111/111 (100%)	94 (85%)	17 (15%)	3	24
36	YQ	111/111 (100%)	92 (83%)	19 (17%)	2	18
37	RR	101/101 (100%)	83 (82%)	18 (18%)	2	16
37	YR	101/101 (100%)	80 (79%)	21 (21%)	1	10
38	RS	87/88 (99%)	69 (79%)	18 (21%)	1	10
38	YS	87/88 (99%)	68 (78%)	19 (22%)	1	9
39	RT	120/127 (94%)	102 (85%)	18 (15%)	3	25
39	YT	120/127 (94%)	98 (82%)	22 (18%)	2	14
40	RU	93/94 (99%)	79 (85%)	14 (15%)	3	24
40	YU	93/94 (99%)	77 (83%)	16 (17%)	2	17
41	RV	82/82 (100%)	66 (80%)	16 (20%)	2	12
41	YV	82/82 (100%)	67 (82%)	15 (18%)	2	14
42	RW	92/92 (100%)	73 (79%)	19 (21%)	1	10
42	YW	92/92 (100%)	75 (82%)	17 (18%)	2	13
43	RX	74/78 (95%)	63 (85%)	11 (15%)	4	25
43	YX	74/78 (95%)	60 (81%)	14 (19%)	2	13
44	RY	85/91 (93%)	63 (74%)	22 (26%)	0	5
44	YY	85/91 (93%)	64 (75%)	21 (25%)	1	6
45	RZ	162/179 (90%)	132 (82%)	30 (18%)	2	13
45	YZ	162/179 (90%)	133 (82%)	29 (18%)	2	15
46	R0	65/67 (97%)	60 (92%)	5 (8%)	16	56
46	Y0	65/67 (97%)	59 (91%)	6 (9%)	11	48
47	R1	82/83 (99%)	73 (89%)	9 (11%)	8	39
47	Y1	82/83 (99%)	70 (85%)	12 (15%)	4	26
48	R2	64/67 (96%)	57 (89%)	7 (11%)	8	39
48	Y2	64/67 (96%)	47 (73%)	17 (27%)	0	5
49	R3	51/52 (98%)	45 (88%)	6 (12%)	6	34
49	Y3	51/52 (98%)	43 (84%)	8 (16%)	3	22
50	R4	63/63 (100%)	45 (71%)	18 (29%)	0	4
50	Y4	63/63 (100%)	43 (68%)	20 (32%)	0	3

Continued on next page...

Continued from previous page...

Mol	Chain	Analysed	Rotameric	Outliers	Percentiles	
51	R5	51/52 (98%)	36 (71%)	15 (29%)	0	3
51	Y5	49/52 (94%)	36 (74%)	13 (26%)	0	5
52	R6	48/52 (92%)	35 (73%)	13 (27%)	0	4
52	Y6	48/52 (92%)	38 (79%)	10 (21%)	1	10
53	R7	42/42 (100%)	34 (81%)	8 (19%)	2	12
53	Y7	42/42 (100%)	35 (83%)	7 (17%)	3	19
54	R8	54/55 (98%)	44 (82%)	10 (18%)	2	13
54	Y8	54/55 (98%)	41 (76%)	13 (24%)	1	6
55	R9	34/34 (100%)	32 (94%)	2 (6%)	24	66
55	Y9	34/34 (100%)	32 (94%)	2 (6%)	24	66
56	Z7	5/7 (71%)	5 (100%)	0	100	100
56	Z8	5/7 (71%)	4 (80%)	1 (20%)	1	11
All	All	9710/10080 (96%)	8152 (84%)	1558 (16%)	3	21

All (1558) residues with a non-rotameric sidechain are listed below:

Mol	Chain	Res	Type
2	QB	5	ILE
2	QB	6	THR
2	QB	7	VAL
2	QB	8	LYS
2	QB	15	VAL
2	QB	23	ARG
2	QB	24	TRP
2	QB	32	ILE
2	QB	33	TYR
2	QB	36	ARG
2	QB	53	ARG
2	QB	60	ASP
2	QB	67	THR
2	QB	82	ARG
2	QB	87	ARG
2	QB	92	TYR
2	QB	94	ASN
2	QB	101	MET
2	QB	109	SER
2	QB	119	GLU
2	QB	121	LEU

Continued on next page...

Continued from previous page...

Mol	Chain	Res	Type
2	QB	150	SER
2	QB	155	LEU
2	QB	158	LEU
2	QB	163	PHE
2	QB	165	VAL
2	QB	168	THR
2	QB	172	ILE
2	QB	175	ARG
2	QB	187	LEU
2	QB	196	LEU
2	QB	204	ASN
2	QB	215	LEU
2	QB	217	ARG
3	QC	3	ASN
3	QC	5	ILE
3	QC	12	LEU
3	QC	16	ARG
3	QC	21	ARG
3	QC	45	LYS
3	QC	52	LEU
3	QC	76	VAL
3	QC	94	LEU
3	QC	127	ARG
3	QC	131	ARG
3	QC	154	SER
3	QC	165	THR
3	QC	206	GLU
4	QD	3	ARG
4	QD	14	ARG
4	QD	22	LYS
4	QD	26	CYS
4	QD	30	LYS
4	QD	33	MET
4	QD	50	ARG
4	QD	58	LEU
4	QD	73	ARG
4	QD	76	ARG
4	QD	86	LYS
4	QD	94	LEU
4	QD	96	LEU
4	QD	122	ARG
4	QD	127	THR

Continued on next page...

Continued from previous page...

Mol	Chain	Res	Type
4	QD	131	ARG
4	QD	135	LEU
4	QD	154	ASN
4	QD	175	SER
4	QD	187	ARG
4	QD	190	ASP
4	QD	191	ARG
4	QD	192	GLU
5	QE	10	MET
5	QE	12	LEU
5	QE	31	LEU
5	QE	34	VAL
5	QE	41	VAL
5	QE	51	VAL
5	QE	68	GLU
5	QE	79	GLU
5	QE	81	GLU
5	QE	98	THR
5	QE	101	ILE
5	QE	153	LYS
6	QF	16	GLN
6	QF	21	LEU
6	QF	23	LYS
6	QF	43	LEU
6	QF	45	LEU
6	QF	47	ARG
6	QF	55	ASP
6	QF	69	GLU
6	QF	70	ASP
6	QF	72	VAL
6	QF	75	LEU
6	QF	98	LEU
7	QG	8	GLU
7	QG	54	THR
7	QG	80	VAL
7	QG	92	SER
7	QG	94	ARG
7	QG	104	LEU
7	QG	113	GLU
7	QG	114	ARG
7	QG	135	VAL
7	QG	136	LYS

Continued on next page...

Continued from previous page...

Mol	Chain	Res	Type
7	QG	137	LYS
7	QG	155	ARG
8	QH	1	MET
8	QH	24	THR
8	QH	25	ASP
8	QH	26	VAL
8	QH	41	ARG
8	QH	99	GLU
8	QH	109	ILE
8	QH	112	LEU
8	QH	125	ARG
8	QH	129	VAL
9	QI	9	ARG
9	QI	10	ARG
9	QI	11	LYS
9	QI	23	ASN
9	QI	47	LEU
9	QI	56	LEU
9	QI	64	THR
9	QI	65	VAL
9	QI	75	ASP
9	QI	95	LYS
9	QI	104	ARG
9	QI	105	ASP
9	QI	113	LYS
9	QI	114	TYR
9	QI	121	ARG
9	QI	125	TYR
9	QI	128	ARG
10	QJ	22	LYS
10	QJ	47	PHE
10	QJ	54	PHE
10	QJ	57	LYS
10	QJ	58	ASP
10	QJ	62	HIS
10	QJ	73	ASP
10	QJ	74	ILE
10	QJ	80	LYS
10	QJ	84	GLN
10	QJ	92	THR
10	QJ	96	ILE
11	QK	26	ASN

Continued on next page...

Continued from previous page...

Mol	Chain	Res	Type
11	QK	29	ILE
11	QK	32	ILE
11	QK	34	ASP
11	QK	63	LEU
11	QK	92	GLU
11	QK	103	LEU
11	QK	109	VAL
11	QK	127	LYS
12	QL	17	LYS
12	QL	18	VAL
12	QL	20	LYS
12	QL	27	LEU
12	QL	33	ARG
12	QL	38	THR
12	QL	42	THR
12	QL	50	SER
12	QL	54	LYS
12	QL	59	ARG
12	QL	60	LEU
12	QL	73	GLU
12	QL	83	VAL
12	QL	85	ILE
12	QL	89	ARG
12	QL	102	ARG
12	QL	113	ARG
13	QM	8	GLU
13	QM	11	ARG
13	QM	13	LYS
13	QM	17	VAL
13	QM	19	LEU
13	QM	45	VAL
13	QM	47	ASP
13	QM	48	LEU
13	QM	56	LEU
13	QM	57	ARG
13	QM	64	TRP
13	QM	66	LEU
13	QM	70	LEU
13	QM	77	ASN
13	QM	84	ILE
13	QM	88	ARG
13	QM	90	LEU

Continued on next page...

Continued from previous page...

Mol	Chain	Res	Type
13	QM	98	VAL
13	QM	108	ARG
13	QM	111	LYS
13	QM	114	ARG
13	QM	115	LYS
13	QM	117	VAL
13	QM	122	LYS
14	QN	6	LEU
14	QN	12	ARG
14	QN	13	THR
14	QN	18	VAL
14	QN	33	VAL
14	QN	43	CYS
14	QN	44	LEU
14	QN	46	GLU
14	QN	57	ARG
15	QO	3	ILE
15	QO	4	THR
15	QO	26	GLU
15	QO	31	LEU
15	QO	39	LEU
15	QO	64	ARG
15	QO	84	LYS
16	QP	2	VAL
16	QP	20	VAL
16	QP	26	ARG
16	QP	28	ARG
16	QP	33	ILE
16	QP	53	VAL
16	QP	67	THR
16	QP	69	THR
16	QP	71	ARG
17	QQ	37	LYS
17	QQ	38	ARG
17	QQ	52	LYS
17	QQ	59	ILE
17	QQ	62	SER
17	QQ	68	ARG
17	QQ	74	LEU
17	QQ	101	ARG
18	QR	26	LEU
18	QR	29	PHE

Continued on next page...

Continued from previous page...

Mol	Chain	Res	Type
18	QR	31	LEU
18	QR	32	ARG
18	QR	36	ASN
18	QR	46	GLU
18	QR	54	ARG
18	QR	76	LEU
18	QR	82	THR
18	QR	83	GLU
18	QR	86	VAL
19	QS	5	LEU
19	QS	10	PHE
19	QS	12	ASP
19	QS	21	GLU
19	QS	28	LYS
19	QS	29	ARG
19	QS	30	LEU
19	QS	37	ARG
19	QS	43	GLU
19	QS	44	MET
19	QS	63	THR
19	QS	67	VAL
19	QS	77	THR
19	QS	83	HIS
20	QT	17	ARG
20	QT	24	LEU
20	QT	45	GLN
20	QT	72	LEU
20	QT	73	HIS
20	QT	75	ASN
20	QT	80	ARG
20	QT	84	LEU
20	QT	93	GLU
27	RD	10	THR
27	RD	17	THR
27	RD	25	THR
27	RD	40	THR
27	RD	43	ARG
27	RD	44	ASN
27	RD	46	GLN
27	RD	49	ILE
27	RD	61	LEU
27	RD	65	ILE

Continued on next page...

Continued from previous page...

Mol	Chain	Res	Type
27	RD	69	ARG
27	RD	71	ASP
27	RD	73	VAL
27	RD	83	GLU
27	RD	87	ASN
27	RD	88	ARG
27	RD	95	LEU
27	RD	103	ARG
27	RD	105	ILE
27	RD	106	ILE
27	RD	111	LEU
27	RD	150	LYS
27	RD	155	LEU
27	RD	157	ARG
27	RD	173	VAL
27	RD	192	THR
27	RD	211	ARG
27	RD	212	SER
27	RD	221	VAL
27	RD	229	VAL
27	RD	237	GLU
27	RD	242	ARG
27	RD	257	LEU
27	RD	259	THR
27	RD	261	LYS
27	RD	268	ARG
27	RD	271	ILE
27	RD	273	ARG
28	RE	2	LYS
28	RE	4	ILE
28	RE	7	VAL
28	RE	12	THR
28	RE	13	ARG
28	RE	16	ARG
28	RE	26	ILE
28	RE	27	LEU
28	RE	33	VAL
28	RE	34	VAL
28	RE	38	THR
28	RE	41	LYS
28	RE	42	ASP
28	RE	47	VAL

Continued on next page...

Continued from previous page...

Mol	Chain	Res	Type
28	RE	49	LEU
28	RE	52	LEU
28	RE	54	GLN
28	RE	63	LEU
28	RE	77	ILE
28	RE	79	ARG
28	RE	80	GLU
28	RE	82	ARG
28	RE	92	THR
28	RE	101	ARG
28	RE	113	PHE
28	RE	116	VAL
28	RE	119	ARG
28	RE	127	ASP
28	RE	144	ARG
28	RE	146	THR
28	RE	167	VAL
28	RE	175	VAL
28	RE	179	GLU
28	RE	181	LEU
28	RE	184	VAL
28	RE	197	ILE
28	RE	200	GLU
28	RE	202	LYS
28	RE	203	LYS
29	RF	9	ILE
29	RF	13	SER
29	RF	24	LEU
29	RF	28	ILE
29	RF	32	LEU
29	RF	33	LEU
29	RF	45	ARG
29	RF	57	VAL
29	RF	65	TRP
29	RF	68	LYS
29	RF	70	THR
29	RF	74	ARG
29	RF	77	ASP
29	RF	78	ILE
29	RF	84	VAL
29	RF	104	LYS
29	RF	107	LYS

Continued on next page...

Continued from previous page...

Mol	Chain	Res	Type
29	RF	117	ARG
29	RF	127	GLU
29	RF	149	ASP
29	RF	158	THR
29	RF	161	GLU
29	RF	165	ARG
29	RF	174	VAL
29	RF	176	LEU
29	RF	181	LEU
29	RF	192	LEU
29	RF	194	MET
29	RF	197	ASP
30	RG	7	LEU
30	RG	10	LYS
30	RG	20	ILE
30	RG	26	GLN
30	RG	33	ARG
30	RG	34	LEU
30	RG	43	LEU
30	RG	53	LEU
30	RG	54	GLU
30	RG	67	LYS
30	RG	71	THR
30	RG	88	ILE
30	RG	94	LEU
30	RG	98	ARG
30	RG	116	ASP
30	RG	118	ARG
30	RG	133	LEU
30	RG	147	ASP
30	RG	159	VAL
30	RG	167	GLU
30	RG	174	GLU
31	RH	3	ARG
31	RH	4	ILE
31	RH	7	LEU
31	RH	9	ILE
31	RH	27	LYS
31	RH	42	ARG
31	RH	43	VAL
31	RH	51	ARG
31	RH	59	ARG

Continued on next page...

Continued from previous page...

Mol	Chain	Res	Type
31	RH	64	LEU
31	RH	77	LYS
31	RH	81	GLU
31	RH	88	LEU
31	RH	89	ILE
31	RH	105	LEU
31	RH	107	VAL
31	RH	127	GLU
31	RH	132	ARG
31	RH	152	ARG
31	RH	153	LYS
31	RH	158	HIS
31	RH	169	VAL
32	RI	1	MET
32	RI	2	LYS
32	RI	9	LEU
32	RI	10	GLU
32	RI	27	ARG
32	RI	31	LEU
32	RI	33	ARG
32	RI	38	LEU
32	RI	44	LEU
32	RI	56	LYS
32	RI	57	ARG
32	RI	70	GLU
32	RI	72	LEU
32	RI	81	VAL
32	RI	92	VAL
32	RI	101	LEU
32	RI	113	ARG
32	RI	128	LEU
32	RI	129	THR
32	RI	130	TYR
32	RI	131	LYS
32	RI	135	GLU
32	RI	142	VAL
32	RI	145	VAL
33	RN	1	MET
33	RN	2	LYS
33	RN	5	VAL
33	RN	7	LYS
33	RN	12	ARG

Continued on next page...

Continued from previous page...

Mol	Chain	Res	Type
33	RN	32	THR
33	RN	34	LEU
33	RN	43	THR
33	RN	48	MET
33	RN	60	ILE
33	RN	61	ARG
33	RN	62	VAL
33	RN	87	LEU
33	RN	90	MET
33	RN	96	GLU
33	RN	98	VAL
33	RN	109	LYS
33	RN	120	LEU
33	RN	127	ASP
33	RN	136	GLU
34	RO	3	GLN
34	RO	9	GLU
34	RO	19	ILE
34	RO	24	VAL
34	RO	31	LYS
34	RO	49	ARG
34	RO	53	LYS
34	RO	69	ILE
34	RO	91	LEU
34	RO	102	VAL
35	RP	5	ASP
35	RP	6	LEU
35	RP	14	LYS
35	RP	15	ARG
35	RP	16	ARG
35	RP	19	VAL
35	RP	21	ARG
35	RP	30	THR
35	RP	36	LYS
35	RP	41	ARG
35	RP	45	LEU
35	RP	50	ARG
35	RP	56	SER
35	RP	61	ARG
35	RP	62	LEU
35	RP	64	LYS
35	RP	70	GLN

Continued on next page...

Continued from previous page...

Mol	Chain	Res	Type
35	RP	71	VAL
35	RP	75	ILE
35	RP	81	GLN
35	RP	88	LEU
35	RP	91	PHE
35	RP	100	LEU
35	RP	105	LEU
35	RP	107	LYS
35	RP	112	LEU
35	RP	133	SER
35	RP	138	LEU
35	RP	144	GLU
35	RP	146	VAL
36	RQ	17	LEU
36	RQ	26	TYR
36	RQ	27	VAL
36	RQ	35	VAL
36	RQ	45	GLN
36	RQ	54	MET
36	RQ	60	ARG
36	RQ	79	LEU
36	RQ	80	GLU
36	RQ	81	VAL
36	RQ	82	ARG
36	RQ	83	MET
36	RQ	85	LYS
36	RQ	96	VAL
36	RQ	112	GLU
36	RQ	135	ASP
36	RQ	139	GLU
37	RR	1	MET
37	RR	6	SER
37	RR	9	LYS
37	RR	18	LEU
37	RR	29	LEU
37	RR	35	THR
37	RR	44	LEU
37	RR	63	ARG
37	RR	71	GLN
37	RR	75	LEU
37	RR	79	LEU
37	RR	91	GLN

Continued on next page...

Continued from previous page...

Mol	Chain	Res	Type
37	RR	95	THR
37	RR	100	LEU
37	RR	104	ARG
37	RR	105	ARG
37	RR	117	VAL
37	RR	118	GLU
38	RS	3	ARG
38	RS	4	LEU
38	RS	12	PHE
38	RS	17	ARG
38	RS	20	ARG
38	RS	27	SER
38	RS	39	ILE
38	RS	44	LYS
38	RS	50	SER
38	RS	54	LEU
38	RS	56	LEU
38	RS	57	LYS
38	RS	58	LEU
38	RS	59	LYS
38	RS	98	VAL
38	RS	101	LEU
38	RS	103	GLU
38	RS	106	ARG
39	RT	18	ASP
39	RT	27	THR
39	RT	30	VAL
39	RT	41	ARG
39	RT	42	ILE
39	RT	50	ILE
39	RT	51	ARG
39	RT	62	THR
39	RT	65	LYS
39	RT	74	ARG
39	RT	88	ILE
39	RT	89	VAL
39	RT	99	LEU
39	RT	105	LEU
39	RT	107	ASP
39	RT	112	ARG
39	RT	125	ARG
39	RT	128	GLU

Continued on next page...

Continued from previous page...

Mol	Chain	Res	Type
40	RU	52	ARG
40	RU	55	ARG
40	RU	59	ARG
40	RU	60	LEU
40	RU	64	ARG
40	RU	69	CYS
40	RU	74	LEU
40	RU	90	VAL
40	RU	92	ARG
40	RU	98	LEU
40	RU	108	GLU
40	RU	111	GLU
40	RU	114	LYS
40	RU	117	GLN
41	RV	13	ARG
41	RV	19	LYS
41	RV	21	ARG
41	RV	22	VAL
41	RV	24	LYS
41	RV	35	LEU
41	RV	37	VAL
41	RV	45	THR
41	RV	47	VAL
41	RV	57	VAL
41	RV	61	VAL
41	RV	62	LEU
41	RV	64	HIS
41	RV	78	LYS
41	RV	79	VAL
41	RV	99	ILE
42	RW	11	ARG
42	RW	16	LYS
42	RW	18	ARG
42	RW	19	LEU
42	RW	20	VAL
42	RW	23	LEU
42	RW	27	LYS
42	RW	30	GLU
42	RW	40	ASN
42	RW	51	LEU
42	RW	60	ASN
42	RW	63	ASP

Continued on next page...

Continued from previous page...

Mol	Chain	Res	Type
42	RW	67	ASP
42	RW	76	VAL
42	RW	82	LEU
42	RW	92	ARG
42	RW	100	THR
42	RW	106	ILE
42	RW	107	LEU
43	RX	12	VAL
43	RX	23	GLU
43	RX	27	THR
43	RX	30	VAL
43	RX	35	THR
43	RX	49	VAL
43	RX	55	ASN
43	RX	65	ARG
43	RX	70	LEU
43	RX	80	ILE
43	RX	81	VAL
44	RY	2	ARG
44	RY	13	VAL
44	RY	14	LEU
44	RY	27	VAL
44	RY	34	LYS
44	RY	37	VAL
44	RY	38	ILE
44	RY	43	ASN
44	RY	45	VAL
44	RY	55	TYR
44	RY	57	GLN
44	RY	61	ILE
44	RY	67	LEU
44	RY	70	SER
44	RY	75	ILE
44	RY	76	CYS
44	RY	87	LYS
44	RY	90	LEU
44	RY	95	LYS
44	RY	96	ILE
44	RY	97	ARG
44	RY	102	CYS
45	RZ	2	GLU
45	RZ	5	LEU

Continued on next page...

Continued from previous page...

Mol	Chain	Res	Type
45	RZ	19	ARG
45	RZ	20	ARG
45	RZ	52	SER
45	RZ	53	ILE
45	RZ	60	GLU
45	RZ	70	LEU
45	RZ	71	VAL
45	RZ	81	ARG
45	RZ	87	ASP
45	RZ	91	LEU
45	RZ	92	SER
45	RZ	93	ASP
45	RZ	94	GLU
45	RZ	107	THR
45	RZ	112	ARG
45	RZ	117	LEU
45	RZ	121	HIS
45	RZ	128	VAL
45	RZ	131	ARG
45	RZ	142	SER
45	RZ	145	GLU
45	RZ	150	LEU
45	RZ	151	HIS
45	RZ	163	LEU
45	RZ	168	GLU
45	RZ	174	VAL
45	RZ	182	LYS
45	RZ	183	LEU
46	R0	7	LEU
46	R0	10	THR
46	R0	36	ILE
46	R0	53	MET
46	R0	74	ARG
47	R1	21	ARG
47	R1	41	ARG
47	R1	51	VAL
47	R1	62	VAL
47	R1	78	LYS
47	R1	80	LEU
47	R1	90	ILE
47	R1	91	LYS
47	R1	92	LYS

Continued on next page...

Continued from previous page...

Mol	Chain	Res	Type
48	R2	17	SER
48	R2	24	LEU
48	R2	27	GLU
48	R2	32	LEU
48	R2	50	ILE
48	R2	53	LEU
48	R2	62	THR
49	R3	6	VAL
49	R3	8	LEU
49	R3	18	ASP
49	R3	32	GLN
49	R3	40	THR
49	R3	56	VAL
50	R4	13	ARG
50	R4	15	ILE
50	R4	23	GLU
50	R4	33	VAL
50	R4	34	GLU
50	R4	37	SER
50	R4	42	PHE
50	R4	48	ARG
50	R4	49	PHE
50	R4	50	VAL
50	R4	52	THR
50	R4	57	GLU
50	R4	61	ARG
50	R4	62	ARG
50	R4	63	TYR
50	R4	66	SER
50	R4	67	TYR
50	R4	68	ARG
51	R5	4	HIS
51	R5	6	VAL
51	R5	11	THR
51	R5	21	SER
51	R5	23	HIS
51	R5	25	LEU
51	R5	29	THR
51	R5	36	CYS
51	R5	40	LYS
51	R5	46	CYS
51	R5	51	TYR

Continued on next page...

Continued from previous page...

Mol	Chain	Res	Type
51	R5	55	ARG
51	R5	56	LYS
51	R5	58	LEU
51	R5	60	VAL
52	R6	6	ARG
52	R6	8	LYS
52	R6	9	LEU
52	R6	10	LEU
52	R6	11	LEU
52	R6	17	LYS
52	R6	19	ARG
52	R6	23	THR
52	R6	27	LYS
52	R6	30	THR
52	R6	34	LEU
52	R6	37	ARG
52	R6	44	ARG
53	R7	1	MET
53	R7	2	LYS
53	R7	4	THR
53	R7	9	ARG
53	R7	10	ARG
53	R7	14	LYS
53	R7	43	THR
53	R7	46	VAL
54	R8	14	VAL
54	R8	15	LYS
54	R8	34	TRP
54	R8	35	GLN
54	R8	44	LYS
54	R8	47	LYS
54	R8	49	VAL
54	R8	52	LYS
54	R8	64	TYR
54	R8	65	GLU
55	R9	1	MET
55	R9	29	ASN
2	XB	5	ILE
2	XB	7	VAL
2	XB	8	LYS
2	XB	15	VAL
2	XB	23	ARG

Continued on next page...

Continued from previous page...

Mol	Chain	Res	Type
2	XB	24	TRP
2	XB	33	TYR
2	XB	36	ARG
2	XB	67	THR
2	XB	71	VAL
2	XB	82	ARG
2	XB	92	TYR
2	XB	113	HIS
2	XB	145	LEU
2	XB	155	LEU
2	XB	163	PHE
2	XB	172	ILE
2	XB	175	ARG
2	XB	178	ARG
2	XB	187	LEU
2	XB	195	ASP
2	XB	196	LEU
2	XB	204	ASN
2	XB	215	LEU
2	XB	235	SER
3	XC	3	ASN
3	XC	5	ILE
3	XC	12	LEU
3	XC	21	ARG
3	XC	45	LYS
3	XC	47	LEU
3	XC	56	ASP
3	XC	94	LEU
3	XC	95	THR
3	XC	131	ARG
3	XC	178	LEU
3	XC	184	TYR
3	XC	192	THR
4	XD	3	ARG
4	XD	9	CYS
4	XD	15	GLU
4	XD	19	LEU
4	XD	22	LYS
4	XD	26	CYS
4	XD	30	LYS
4	XD	33	MET
4	XD	50	ARG

Continued on next page...

Continued from previous page...

Mol	Chain	Res	Type
4	XD	53	ASP
4	XD	58	LEU
4	XD	73	ARG
4	XD	76	ARG
4	XD	84	LYS
4	XD	86	LYS
4	XD	96	LEU
4	XD	108	LEU
4	XD	122	ARG
4	XD	127	THR
4	XD	131	ARG
4	XD	137	SER
4	XD	150	GLU
4	XD	154	ASN
4	XD	175	SER
4	XD	187	ARG
4	XD	190	ASP
4	XD	193	ASP
4	XD	208	SER
5	XE	6	PHE
5	XE	7	GLU
5	XE	10	MET
5	XE	11	ILE
5	XE	18	ARG
5	XE	31	LEU
5	XE	41	VAL
5	XE	73	ASN
5	XE	79	GLU
5	XE	101	ILE
5	XE	147	ASP
5	XE	153	LYS
6	XF	17	SER
6	XF	21	LEU
6	XF	23	LYS
6	XF	36	ARG
6	XF	71	ARG
6	XF	74	ASP
6	XF	91	VAL
6	XF	92	LYS
6	XF	98	LEU
7	XG	5	ARG
7	XG	8	GLU

Continued on next page...

Continued from previous page...

Mol	Chain	Res	Type
7	XG	35	LYS
7	XG	54	THR
7	XG	63	LYS
7	XG	78	ARG
7	XG	104	LEU
7	XG	113	GLU
7	XG	114	ARG
7	XG	136	LYS
7	XG	137	LYS
7	XG	155	ARG
8	XH	1	MET
8	XH	12	ARG
8	XH	19	VAL
8	XH	24	THR
8	XH	26	VAL
8	XH	41	ARG
8	XH	54	ASP
8	XH	63	LEU
8	XH	80	ILE
8	XH	85	ARG
8	XH	109	ILE
8	XH	112	LEU
8	XH	137	VAL
9	XI	9	ARG
9	XI	38	GLN
9	XI	44	VAL
9	XI	56	LEU
9	XI	65	VAL
9	XI	95	LYS
9	XI	96	LEU
9	XI	102	LEU
9	XI	104	ARG
9	XI	105	ASP
9	XI	108	VAL
9	XI	111	ARG
9	XI	112	LYS
9	XI	114	TYR
9	XI	121	ARG
9	XI	124	GLN
9	XI	125	TYR
9	XI	128	ARG
10	XJ	3	LYS

Continued on next page...

Continued from previous page...

Mol	Chain	Res	Type
10	XJ	17	ASP
10	XJ	22	LYS
10	XJ	45	ARG
10	XJ	47	PHE
10	XJ	49	VAL
10	XJ	54	PHE
10	XJ	57	LYS
10	XJ	62	HIS
10	XJ	70	ARG
10	XJ	74	ILE
10	XJ	80	LYS
10	XJ	84	GLN
10	XJ	96	ILE
10	XJ	98	ILE
11	XK	26	ASN
11	XK	29	ILE
11	XK	31	THR
11	XK	32	ILE
11	XK	36	ASP
11	XK	57	THR
11	XK	96	ARG
11	XK	114	VAL
11	XK	116	HIS
12	XL	17	LYS
12	XL	18	VAL
12	XL	20	LYS
12	XL	27	LEU
12	XL	33	ARG
12	XL	47	LYS
12	XL	59	ARG
12	XL	62	SER
12	XL	81	SER
12	XL	89	ARG
12	XL	91	LYS
12	XL	126	LYS
13	XM	3	ARG
13	XM	13	LYS
13	XM	17	VAL
13	XM	19	LEU
13	XM	32	GLU
13	XM	45	VAL
13	XM	48	LEU

Continued on next page...

Continued from previous page...

Mol	Chain	Res	Type
13	XM	56	LEU
13	XM	64	TRP
13	XM	66	LEU
13	XM	70	LEU
13	XM	84	ILE
13	XM	88	ARG
13	XM	98	VAL
13	XM	108	ARG
13	XM	114	ARG
13	XM	115	LYS
13	XM	117	VAL
13	XM	122	LYS
14	XN	6	LEU
14	XN	12	ARG
14	XN	32	SER
14	XN	33	VAL
14	XN	40	CYS
14	XN	41	ARG
14	XN	44	LEU
15	XO	3	ILE
15	XO	8	LYS
15	XO	24	SER
15	XO	26	GLU
15	XO	39	LEU
15	XO	62	GLN
15	XO	64	ARG
15	XO	66	LEU
15	XO	82	ILE
15	XO	87	ILE
16	XP	2	VAL
16	XP	11	SER
16	XP	20	VAL
16	XP	28	ARG
16	XP	32	TYR
16	XP	67	THR
16	XP	69	THR
16	XP	72	ARG
17	XQ	52	LYS
17	XQ	59	ILE
17	XQ	62	SER
17	XQ	68	ARG
17	XQ	74	LEU

Continued on next page...

Continued from previous page...

Mol	Chain	Res	Type
17	XQ	101	ARG
18	XR	26	LEU
18	XR	29	PHE
18	XR	36	ASN
18	XR	41	LYS
18	XR	46	GLU
18	XR	54	ARG
18	XR	76	LEU
18	XR	82	THR
18	XR	86	VAL
19	XS	5	LEU
19	XS	10	PHE
19	XS	11	VAL
19	XS	12	ASP
19	XS	13	ASP
19	XS	21	GLU
19	XS	28	LYS
19	XS	29	ARG
19	XS	30	LEU
19	XS	31	ILE
19	XS	37	ARG
19	XS	44	MET
19	XS	63	THR
19	XS	78	ARG
19	XS	81	ARG
19	XS	83	HIS
20	XT	10	LEU
20	XT	13	LEU
20	XT	24	LEU
20	XT	37	SER
20	XT	41	ILE
20	XT	45	GLN
20	XT	50	GLU
20	XT	73	HIS
20	XT	84	LEU
20	XT	93	GLU
21	XU	6	ARG
27	YD	5	LYS
27	YD	17	THR
27	YD	27	THR
27	YD	28	GLU
27	YD	30	GLU

Continued on next page...

Continued from previous page...

Mol	Chain	Res	Type
27	YD	38	LYS
27	YD	43	ARG
27	YD	44	ASN
27	YD	49	ILE
27	YD	65	ILE
27	YD	73	VAL
27	YD	88	ARG
27	YD	94	LEU
27	YD	95	LEU
27	YD	103	ARG
27	YD	105	ILE
27	YD	106	ILE
27	YD	111	LEU
27	YD	112	GLN
27	YD	134	ARG
27	YD	141	VAL
27	YD	192	THR
27	YD	200	ASP
27	YD	202	LYS
27	YD	212	SER
27	YD	217	ARG
27	YD	218	ARG
27	YD	221	VAL
27	YD	229	VAL
27	YD	237	GLU
27	YD	242	ARG
27	YD	257	LEU
27	YD	259	THR
27	YD	273	ARG
28	YE	4	ILE
28	YE	12	THR
28	YE	13	ARG
28	YE	16	ARG
28	YE	17	ASP
28	YE	21	VAL
28	YE	23	VAL
28	YE	26	ILE
28	YE	27	LEU
28	YE	41	LYS
28	YE	42	ASP
28	YE	49	LEU
28	YE	77	ILE

Continued on next page...

Continued from previous page...

Mol	Chain	Res	Type
28	YE	79	ARG
28	YE	82	ARG
28	YE	92	THR
28	YE	113	PHE
28	YE	116	VAL
28	YE	117	MET
28	YE	119	ARG
28	YE	127	ASP
28	YE	128	SER
28	YE	144	ARG
28	YE	146	THR
28	YE	154	LYS
28	YE	175	VAL
28	YE	197	ILE
28	YE	200	GLU
28	YE	202	LYS
28	YE	203	LYS
29	YF	9	ILE
29	YF	32	LEU
29	YF	33	LEU
29	YF	38	ARG
29	YF	45	ARG
29	YF	65	TRP
29	YF	70	THR
29	YF	78	ILE
29	YF	105	VAL
29	YF	106	ARG
29	YF	107	LYS
29	YF	117	ARG
29	YF	127	GLU
29	YF	161	GLU
29	YF	164	ARG
29	YF	165	ARG
29	YF	170	LEU
29	YF	174	VAL
29	YF	176	LEU
29	YF	181	LEU
29	YF	183	VAL
29	YF	196	LEU
29	YF	197	ASP
29	YF	206	ILE
30	YG	3	LEU

Continued on next page...

Continued from previous page...

Mol	Chain	Res	Type
30	YG	7	LEU
30	YG	22	ARG
30	YG	31	VAL
30	YG	34	LEU
30	YG	43	LEU
30	YG	45	GLU
30	YG	58	GLN
30	YG	63	ILE
30	YG	66	GLN
30	YG	67	LYS
30	YG	80	PHE
30	YG	82	LEU
30	YG	84	LYS
30	YG	88	ILE
30	YG	90	LEU
30	YG	94	LEU
30	YG	116	ASP
30	YG	118	ARG
30	YG	145	THR
30	YG	167	GLU
31	YH	3	ARG
31	YH	4	ILE
31	YH	6	ARG
31	YH	9	ILE
31	YH	13	LYS
31	YH	27	LYS
31	YH	32	GLU
31	YH	37	VAL
31	YH	40	GLU
31	YH	41	MET
31	YH	53	GLU
31	YH	59	ARG
31	YH	77	LYS
31	YH	88	LEU
31	YH	89	ILE
31	YH	103	LEU
31	YH	105	LEU
31	YH	122	THR
31	YH	129	THR
31	YH	132	ARG
31	YH	136	ILE
31	YH	143	GLN

Continued on next page...

Continued from previous page...

Mol	Chain	Res	Type
31	YH	149	ARG
31	YH	152	ARG
31	YH	153	LYS
31	YH	169	VAL
32	YI	1	MET
32	YI	2	LYS
32	YI	9	LEU
32	YI	10	GLU
32	YI	20	ASP
32	YI	27	ARG
32	YI	33	ARG
32	YI	35	LEU
32	YI	38	LEU
32	YI	40	THR
32	YI	56	LYS
32	YI	67	ARG
32	YI	70	GLU
32	YI	85	GLU
32	YI	86	THR
32	YI	87	LYS
32	YI	88	ILE
32	YI	92	VAL
32	YI	101	LEU
32	YI	110	ASP
32	YI	112	LYS
32	YI	113	ARG
32	YI	130	TYR
32	YI	131	LYS
32	YI	135	GLU
32	YI	136	VAL
32	YI	138	ILE
32	YI	139	GLN
32	YI	140	LEU
32	YI	142	VAL
33	YN	2	LYS
33	YN	5	VAL
33	YN	7	LYS
33	YN	32	THR
33	YN	34	LEU
33	YN	43	THR
33	YN	48	MET
33	YN	60	ILE

Continued on next page...

Continued from previous page...

Mol	Chain	Res	Type
33	YN	61	ARG
33	YN	62	VAL
33	YN	65	LYS
33	YN	67	LEU
33	YN	73	THR
33	YN	90	MET
33	YN	96	GLU
33	YN	99	LEU
33	YN	109	LYS
33	YN	112	LEU
33	YN	116	LEU
33	YN	120	LEU
33	YN	136	GLU
34	YO	9	GLU
34	YO	19	ILE
34	YO	20	MET
34	YO	23	ARG
34	YO	24	VAL
34	YO	31	LYS
34	YO	47	ILE
34	YO	49	ARG
34	YO	53	LYS
34	YO	66	LYS
34	YO	91	LEU
35	YP	6	LEU
35	YP	7	ARG
35	YP	10	PRO
35	YP	14	LYS
35	YP	16	ARG
35	YP	19	VAL
35	YP	21	ARG
35	YP	27	HIS
35	YP	29	LYS
35	YP	32	THR
35	YP	36	LYS
35	YP	45	LEU
35	YP	49	ARG
35	YP	50	ARG
35	YP	61	ARG
35	YP	62	LEU
35	YP	64	LYS
35	YP	65	ARG

Continued on next page...

Continued from previous page...

Mol	Chain	Res	Type
35	YP	71	VAL
35	YP	75	ILE
35	YP	88	LEU
35	YP	91	PHE
35	YP	94	GLU
35	YP	98	GLU
35	YP	100	LEU
35	YP	101	VAL
35	YP	112	LEU
35	YP	115	LEU
35	YP	117	GLU
35	YP	123	LEU
35	YP	135	LEU
35	YP	144	GLU
35	YP	146	VAL
35	YP	147	LEU
35	YP	149	GLU
36	YQ	5	ARG
36	YQ	10	ARG
36	YQ	25	ASP
36	YQ	45	GLN
36	YQ	55	VAL
36	YQ	59	ARG
36	YQ	71	ASP
36	YQ	75	THR
36	YQ	76	LYS
36	YQ	79	LEU
36	YQ	81	VAL
36	YQ	82	ARG
36	YQ	83	MET
36	YQ	87	LYS
36	YQ	103	MET
36	YQ	112	GLU
36	YQ	132	VAL
36	YQ	135	ASP
36	YQ	139	GLU
37	YR	1	MET
37	YR	18	LEU
37	YR	28	LEU
37	YR	29	LEU
37	YR	34	ILE
37	YR	36	THR

Continued on next page...

Continued from previous page...

Mol	Chain	Res	Type
37	YR	40	LYS
37	YR	44	LEU
37	YR	51	LEU
37	YR	54	LEU
37	YR	57	ARG
37	YR	63	ARG
37	YR	65	LEU
37	YR	79	LEU
37	YR	83	ILE
37	YR	91	GLN
37	YR	95	THR
37	YR	100	LEU
37	YR	102	GLU
37	YR	104	ARG
37	YR	105	ARG
38	YS	10	ARG
38	YS	12	PHE
38	YS	14	VAL
38	YS	15	ARG
38	YS	20	ARG
38	YS	25	ARG
38	YS	27	SER
38	YS	44	LYS
38	YS	54	LEU
38	YS	56	LEU
38	YS	58	LEU
38	YS	69	VAL
38	YS	78	LEU
38	YS	83	LYS
38	YS	85	VAL
38	YS	89	ARG
38	YS	103	GLU
38	YS	106	ARG
38	YS	111	GLU
39	YT	17	THR
39	YT	23	ARG
39	YT	27	THR
39	YT	28	VAL
39	YT	40	THR
39	YT	41	ARG
39	YT	42	ILE
39	YT	51	ARG

Continued on next page...

Continued from previous page...

Mol	Chain	Res	Type
39	YT	58	ASN
39	YT	65	LYS
39	YT	66	VAL
39	YT	74	ARG
39	YT	86	ILE
39	YT	87	ASP
39	YT	88	ILE
39	YT	89	VAL
39	YT	110	ILE
39	YT	112	ARG
39	YT	115	ARG
39	YT	125	ARG
39	YT	128	GLU
39	YT	134	GLU
40	YU	5	LYS
40	YU	11	ARG
40	YU	27	LEU
40	YU	51	LYS
40	YU	52	ARG
40	YU	60	LEU
40	YU	64	ARG
40	YU	70	ARG
40	YU	74	LEU
40	YU	88	ILE
40	YU	91	ASP
40	YU	98	LEU
40	YU	104	GLN
40	YU	111	GLU
40	YU	112	ARG
40	YU	114	LYS
41	YV	7	THR
41	YV	10	LYS
41	YV	13	ARG
41	YV	19	LYS
41	YV	35	LEU
41	YV	39	LEU
41	YV	40	LEU
41	YV	45	THR
41	YV	61	VAL
41	YV	66	ARG
41	YV	72	VAL
41	YV	73	SER

Continued on next page...

Continued from previous page...

Mol	Chain	Res	Type
41	YV	78	LYS
41	YV	79	VAL
41	YV	99	ILE
42	YW	11	ARG
42	YW	16	LYS
42	YW	23	LEU
42	YW	37	ARG
42	YW	40	ASN
42	YW	51	LEU
42	YW	67	ASP
42	YW	69	LEU
42	YW	76	VAL
42	YW	88	ARG
42	YW	90	ARG
42	YW	92	ARG
42	YW	95	ILE
42	YW	96	ILE
42	YW	100	THR
42	YW	106	ILE
42	YW	107	LEU
43	YX	6	ASP
43	YX	12	VAL
43	YX	15	GLU
43	YX	27	THR
43	YX	36	LYS
43	YX	43	VAL
43	YX	49	VAL
43	YX	57	LEU
43	YX	59	VAL
43	YX	63	LYS
43	YX	65	ARG
43	YX	66	LEU
43	YX	80	ILE
43	YX	88	LYS
44	YY	14	LEU
44	YY	26	LYS
44	YY	27	VAL
44	YY	28	LYS
44	YY	29	GLU
44	YY	34	LYS
44	YY	38	ILE
44	YY	44	ILE

Continued on next page...

Continued from previous page...

Mol	Chain	Res	Type
44	YY	57	GLN
44	YY	61	ILE
44	YY	64	GLU
44	YY	67	LEU
44	YY	71	LYS
44	YY	73	ARG
44	YY	75	ILE
44	YY	86	ARG
44	YY	87	LYS
44	YY	89	PHE
44	YY	90	LEU
44	YY	95	LYS
44	YY	97	ARG
45	YZ	2	GLU
45	YZ	5	LEU
45	YZ	8	TYR
45	YZ	10	ARG
45	YZ	18	LEU
45	YZ	19	ARG
45	YZ	20	ARG
45	YZ	31	ARG
45	YZ	41	LEU
45	YZ	53	ILE
45	YZ	74	VAL
45	YZ	76	LEU
45	YZ	81	ARG
45	YZ	93	ASP
45	YZ	112	ARG
45	YZ	122	ARG
45	YZ	129	SER
45	YZ	133	ILE
45	YZ	137	ILE
45	YZ	140	ASP
45	YZ	141	VAL
45	YZ	144	LEU
45	YZ	150	LEU
45	YZ	151	HIS
45	YZ	153	SER
45	YZ	156	LYS
45	YZ	163	LEU
45	YZ	166	SER
45	YZ	180	VAL

Continued on next page...

Continued from previous page...

Mol	Chain	Res	Type
46	Y0	9	SER
46	Y0	11	ARG
46	Y0	36	ILE
46	Y0	55	ARG
46	Y0	64	ASP
46	Y0	74	ARG
47	Y1	30	VAL
47	Y1	46	LEU
47	Y1	50	ARG
47	Y1	51	VAL
47	Y1	56	GLN
47	Y1	62	VAL
47	Y1	78	LYS
47	Y1	80	LEU
47	Y1	82	LEU
47	Y1	83	GLU
47	Y1	91	LYS
47	Y1	92	LYS
48	Y2	4	SER
48	Y2	7	ARG
48	Y2	9	GLN
48	Y2	16	LEU
48	Y2	23	LYS
48	Y2	24	LEU
48	Y2	27	GLU
48	Y2	32	LEU
48	Y2	34	GLU
48	Y2	41	ILE
48	Y2	47	ASN
48	Y2	50	ILE
48	Y2	51	ARG
48	Y2	52	ASP
48	Y2	53	LEU
48	Y2	64	LEU
48	Y2	65	ASN
49	Y3	6	VAL
49	Y3	8	LEU
49	Y3	23	LEU
49	Y3	30	ARG
49	Y3	31	LEU
49	Y3	36	VAL
49	Y3	37	LEU

Continued on next page...

Continued from previous page...

Mol	Chain	Res	Type
49	Y3	56	VAL
50	Y4	6	HIS
50	Y4	10	VAL
50	Y4	15	ILE
50	Y4	16	CYS
50	Y4	22	ILE
50	Y4	27	THR
50	Y4	34	GLU
50	Y4	39	CYS
50	Y4	42	PHE
50	Y4	43	TYR
50	Y4	48	ARG
50	Y4	49	PHE
50	Y4	53	GLU
50	Y4	57	GLU
50	Y4	58	ARG
50	Y4	61	ARG
50	Y4	63	TYR
50	Y4	67	TYR
50	Y4	68	ARG
50	Y4	71	ARG
51	Y5	3	LYS
51	Y5	4	HIS
51	Y5	6	VAL
51	Y5	11	THR
51	Y5	29	THR
51	Y5	36	CYS
51	Y5	37	LYS
51	Y5	40	LYS
51	Y5	48	GLU
51	Y5	51	TYR
51	Y5	52	TYR
51	Y5	56	LYS
51	Y5	58	LEU
52	Y6	6	ARG
52	Y6	8	LYS
52	Y6	11	LEU
52	Y6	19	ARG
52	Y6	23	THR
52	Y6	30	THR
52	Y6	33	LYS
52	Y6	34	LEU

Continued on next page...

Continued from previous page...

Mol	Chain	Res	Type
52	Y6	37	ARG
52	Y6	44	ARG
53	Y7	1	MET
53	Y7	4	THR
53	Y7	8	ASN
53	Y7	9	ARG
53	Y7	10	ARG
53	Y7	14	LYS
53	Y7	47	ARG
54	Y8	13	ARG
54	Y8	14	VAL
54	Y8	15	LYS
54	Y8	29	LYS
54	Y8	30	ARG
54	Y8	34	TRP
54	Y8	43	GLN
54	Y8	44	LYS
54	Y8	47	LYS
54	Y8	56	GLU
54	Y8	58	ILE
54	Y8	64	TYR
54	Y8	65	GLU
55	Y9	1	MET
55	Y9	17	ILE
56	Z8	7	LYS

Some sidechains can be flipped to improve hydrogen bonding and reduce clashes. All (17) such sidechains are listed below:

Mol	Chain	Res	Type
2	QB	19	HIS
2	QB	204	ASN
2	QB	212	GLN
10	QJ	13	HIS
10	QJ	78	ASN
13	QM	77	ASN
13	QM	92	HIS
19	QS	47	HIS
38	RS	34	HIS
43	RX	55	ASN
51	R5	22	HIS
55	R9	29	ASN
55	R9	32	HIS

Continued on next page...

Continued from previous page...

Mol	Chain	Res	Type
2	XB	19	HIS
2	XB	204	ASN
2	XB	212	GLN
10	XJ	78	ASN

5.3.3 RNA ⓘ

Mol	Chain	Analysed	Backbone Outliers	Pucker Outliers
1	QA	1499/1522 (98%)	267 (17%)	43 (2%)
1	XA	1498/1522 (98%)	277 (18%)	38 (2%)
22	QV	76/77 (98%)	19 (25%)	1 (1%)
22	XV	76/77 (98%)	17 (22%)	1 (1%)
23	QW	75/76 (98%)	16 (21%)	0
23	QY	15/76 (19%)	3 (20%)	0
23	XW	75/76 (98%)	19 (25%)	0
23	XY	15/76 (19%)	4 (26%)	0
24	QX	9/24 (37%)	0	0
24	XX	9/24 (37%)	0	0
25	RA	2879/2915 (98%)	567 (19%)	57 (1%)
25	YA	2880/2915 (98%)	563 (19%)	57 (1%)
26	RB	119/122 (97%)	21 (17%)	1 (0%)
26	YB	119/122 (97%)	21 (17%)	1 (0%)
All	All	9344/9624 (97%)	1794 (19%)	199 (2%)

All (1794) RNA backbone outliers are listed below:

Mol	Chain	Res	Type
1	QA	6	G
1	QA	7	G
1	QA	22	G
1	QA	32	A
1	QA	39	G
1	QA	47	C
1	QA	48	C
1	QA	51	A
1	QA	64	G
1	QA	65	U
1	QA	66	G
1	QA	76	G
1	QA	79	G
1	QA	80	G

Continued on next page...

Continued from previous page...

Mol	Chain	Res	Type
1	QA	90	C
1	QA	91	C
1	QA	95	G
1	QA	101	A
1	QA	116	A
1	QA	120	A
1	QA	121	C
1	QA	129(A)	G
1	QA	144	G
1	QA	146	G
1	QA	147	G
1	QA	163	C
1	QA	169	C
1	QA	171	A
1	QA	173	U
1	QA	174	C
1	QA	182	U
1	QA	190	G
1	QA	191(A)	G
1	QA	195	A
1	QA	197	A
1	QA	209	U
1	QA	210	U
1	QA	216	G
1	QA	244	U
1	QA	245	C
1	QA	247	G
1	QA	251	G
1	QA	267	C
1	QA	270	A
1	QA	281	G
1	QA	289	G
1	QA	321	A
1	QA	328	C
1	QA	329	A
1	QA	332	G
1	QA	344	A
1	QA	346	G
1	QA	347	G
1	QA	351	G
1	QA	352	C
1	QA	353	A

Continued on next page...

Continued from previous page...

Mol	Chain	Res	Type
1	QA	354	G
1	QA	356	A
1	QA	367	U
1	QA	372	C
1	QA	373	A
1	QA	390	C
1	QA	397	A
1	QA	398	C
1	QA	406	G
1	QA	411	A
1	QA	412	A
1	QA	413	G
1	QA	414	A
1	QA	421	U
1	QA	422	C
1	QA	423	G
1	QA	424	G
1	QA	429	U
1	QA	430	A
1	QA	442	C
1	QA	452	A
1	QA	465	A
1	QA	466	C
1	QA	482	A
1	QA	485	G
1	QA	486	U
1	QA	496	A
1	QA	497	U
1	QA	505	G
1	QA	509	A
1	QA	510	A
1	QA	511	C
1	QA	518	C
1	QA	527	G
1	QA	531	U
1	QA	532	A
1	QA	533	A
1	QA	534	U
1	QA	545	C
1	QA	547	A
1	QA	559	A
1	QA	561	U

Continued on next page...

Continued from previous page...

Mol	Chain	Res	Type
1	QA	562	C
1	QA	564	C
1	QA	566	G
1	QA	568	G
1	QA	572	A
1	QA	573	A
1	QA	576	G
1	QA	577	G
1	QA	596	C
1	QA	618	C
1	QA	630	G
1	QA	631	G
1	QA	632	A
1	QA	653	A
1	QA	665	A
1	QA	666	G
1	QA	688	G
1	QA	701	C
1	QA	702	A
1	QA	703	G
1	QA	704	A
1	QA	723	U
1	QA	731	G
1	QA	748	C
1	QA	754	C
1	QA	755	G
1	QA	777	A
1	QA	786	G
1	QA	792	A
1	QA	793	U
1	QA	794	A
1	QA	813	U
1	QA	817	C
1	QA	819	A
1	QA	821	G
1	QA	828	A
1	QA	841	U
1	QA	843	U
1	QA	848	C
1	QA	859	A
1	QA	871	U
1	QA	872	A

Continued on next page...

Continued from previous page...

Mol	Chain	Res	Type
1	QA	902	G
1	QA	914	A
1	QA	927	G
1	QA	934	C
1	QA	935	A
1	QA	960	U
1	QA	961	U
1	QA	968	A
1	QA	969	A
1	QA	971	G
1	QA	974	A
1	QA	975	A
1	QA	976	G
1	QA	977	A
1	QA	980	C
1	QA	983	A
1	QA	991	U
1	QA	992	U
1	QA	993	G
1	QA	994	A
1	QA	1001	G
1	QA	1004	A
1	QA	1006	C
1	QA	1009	G
1	QA	1021	G
1	QA	1024	G
1	QA	1025	U
1	QA	1028	C
1	QA	1029	G
1	QA	1032(A)	G
1	QA	1036	G
1	QA	1040	U
1	QA	1046	A
1	QA	1053	G
1	QA	1054	C
1	QA	1055	A
1	QA	1064	G
1	QA	1065	U
1	QA	1066	C
1	QA	1081	G
1	QA	1094	G
1	QA	1095	U

Continued on next page...

Continued from previous page...

Mol	Chain	Res	Type
1	QA	1101	A
1	QA	1124	G
1	QA	1125	U
1	QA	1126	U
1	QA	1130	A
1	QA	1131	G
1	QA	1136	U
1	QA	1137	C
1	QA	1138	G
1	QA	1139	G
1	QA	1145	C
1	QA	1146	A
1	QA	1157	A
1	QA	1158	C
1	QA	1159	U
1	QA	1160	G
1	QA	1163	C
1	QA	1178	G
1	QA	1181	G
1	QA	1182	G
1	QA	1183	A
1	QA	1187	G
1	QA	1196	U
1	QA	1197	G
1	QA	1200	C
1	QA	1201	A
1	QA	1202	G
1	QA	1212	U
1	QA	1213	A
1	QA	1215	G
1	QA	1226	C
1	QA	1238	A
1	QA	1241	G
1	QA	1256	A
1	QA	1257	U
1	QA	1258	G
1	QA	1260	C
1	QA	1270	C
1	QA	1280	A
1	QA	1281	U
1	QA	1282	C
1	QA	1286	A

Continued on next page...

Continued from previous page...

Mol	Chain	Res	Type
1	QA	1287	A
1	QA	1297	C
1	QA	1298	C
1	QA	1299	A
1	QA	1300	G
1	QA	1301	U
1	QA	1302	U
1	QA	1305	G
1	QA	1319	A
1	QA	1320	C
1	QA	1321	C
1	QA	1322	C
1	QA	1323	G
1	QA	1331	G
1	QA	1335	C
1	QA	1336	C
1	QA	1337	G
1	QA	1346	A
1	QA	1347	G
1	QA	1348	U
1	QA	1353	G
1	QA	1362(A)	C
1	QA	1397	C
1	QA	1398	A
1	QA	1406	U
1	QA	1419	G
1	QA	1442	G
1	QA	1446	A
1	QA	1447	G
1	QA	1452	C
1	QA	1453	G
1	QA	1454	G
1	QA	1487	G
1	QA	1492	A
1	QA	1499	A
1	QA	1504	G
1	QA	1505	G
1	QA	1506	U
1	QA	1517	G
1	QA	1519	A
1	QA	1520	G
1	QA	1529	G

Continued on next page...

Continued from previous page...

Mol	Chain	Res	Type
1	QA	1530	G
22	QV	3	G
22	QV	4	G
22	QV	7	U
22	QV	15	C
22	QV	17	U
22	QV	18	G
22	QV	19	G
22	QV	21	A
22	QV	22	G
22	QV	31	G
22	QV	47	U
22	QV	48	C
22	QV	52	G
22	QV	53	G
22	QV	54	U
22	QV	64	G
22	QV	67	C
22	QV	75	C
22	QV	76	A
23	QW	6	G
23	QW	14	A
23	QW	16	U
23	QW	17	C
23	QW	18	G
23	QW	19	G
23	QW	21	A
23	QW	37	A
23	QW	41	C
23	QW	43	C
23	QW	45	U
23	QW	47	U
23	QW	48	C
23	QW	57	G
23	QW	59	U
23	QW	71	G
23	QY	29	G
23	QY	36	A
23	QY	37	A
25	RA	9	U
25	RA	15	G
25	RA	28	A

Continued on next page...

Continued from previous page...

Mol	Chain	Res	Type
25	RA	34	C
25	RA	35	G
25	RA	46	C
25	RA	51	G
25	RA	55	G
25	RA	72	U
25	RA	74	A
25	RA	75	G
25	RA	96	G
25	RA	101	G
25	RA	102	G
25	RA	103	A
25	RA	118	A
25	RA	120	U
25	RA	131	G
25	RA	138	G
25	RA	161	U
25	RA	177	G
25	RA	181	A
25	RA	196	A
25	RA	199	A
25	RA	206	U
25	RA	214	G
25	RA	215	G
25	RA	216	A
25	RA	221	A
25	RA	222	A
25	RA	223	A
25	RA	224	G
25	RA	226	G
25	RA	228	A
25	RA	229	A
25	RA	230	U
25	RA	232	G
25	RA	233	A
25	RA	242	G
25	RA	243	U
25	RA	248	G
25	RA	249	C
25	RA	250	G
25	RA	252	G
25	RA	265	A

Continued on next page...

Continued from previous page...

Mol	Chain	Res	Type
25	RA	266	G
25	RA	269	U
25	RA	270(L)	U
25	RA	270(M)	U
25	RA	270(N)	G
25	RA	270(P)	C
25	RA	271(A)	C
25	RA	271(B)	G
25	RA	271(C)	U
25	RA	271	G
25	RA	275	G
25	RA	276	A
25	RA	277	C
25	RA	278	A
25	RA	279	C
25	RA	299	A
25	RA	300	A
25	RA	311	A
25	RA	317	G
25	RA	323	G
25	RA	324	A
25	RA	329	G
25	RA	330	A
25	RA	342	G
25	RA	346	A
25	RA	352	G
25	RA	364	C
25	RA	371	A
25	RA	372	G
25	RA	373	U
25	RA	386	G
25	RA	404	C
25	RA	405	U
25	RA	411	G
25	RA	412	A
25	RA	428	A
25	RA	444	C
25	RA	448	U
25	RA	454	A
25	RA	457	A
25	RA	470	A
25	RA	481	G

Continued on next page...

Continued from previous page...

Mol	Chain	Res	Type
25	RA	504	U
25	RA	505	A
25	RA	509	C
25	RA	513	A
25	RA	527	C
25	RA	529	A
25	RA	531	C
25	RA	532	A
25	RA	533	G
25	RA	537	C
25	RA	539	G
25	RA	540	G
25	RA	546	C
25	RA	547	A
25	RA	556	G
25	RA	563	G
25	RA	568	U
25	RA	573	G
25	RA	574	C
25	RA	575	A
25	RA	588	U
25	RA	603	A
25	RA	607	U
25	RA	614	U
25	RA	615	G
25	RA	617	G
25	RA	621	A
25	RA	626	U
25	RA	627	A
25	RA	637	A
25	RA	638	G
25	RA	645	C
25	RA	646	A
25	RA	651	G
25	RA	652	C
25	RA	654	A
25	RA	654(A)	G
25	RA	668	G
25	RA	669	G
25	RA	670	A
25	RA	686	G
25	RA	702	G

Continued on next page...

Continued from previous page...

Mol	Chain	Res	Type
25	RA	717	G
25	RA	721	C
25	RA	722	A
25	RA	730	C
25	RA	776	G
25	RA	782	A
25	RA	784	A
25	RA	785	G
25	RA	789	A
25	RA	790	C
25	RA	805	G
25	RA	812	C
25	RA	819	A
25	RA	827	U
25	RA	828	U
25	RA	846	C
25	RA	847	U
25	RA	856	C
25	RA	857	C
25	RA	859	G
25	RA	860	U
25	RA	869	G
25	RA	872	A
25	RA	881	G
25	RA	884	C
25	RA	885	C
25	RA	886	C
25	RA	888	C
25	RA	889	C
25	RA	893	C
25	RA	896	A
25	RA	897	C
25	RA	899	A
25	RA	900	A
25	RA	901	A
25	RA	904	C
25	RA	907	U
25	RA	910	A
25	RA	917	A
25	RA	932	G
25	RA	941	A
25	RA	945	A

Continued on next page...

Continued from previous page...

Mol	Chain	Res	Type
25	RA	946	G
25	RA	961	C
25	RA	974	G
25	RA	974(A)	C
25	RA	975	G
25	RA	980	A
25	RA	983	A
25	RA	996	A
25	RA	1003	G
25	RA	1011	G
25	RA	1012	U
25	RA	1013	C
25	RA	1015	G
25	RA	1017	G
25	RA	1020	A
25	RA	1023	U
25	RA	1025	G
25	RA	1026	U
25	RA	1027	A
25	RA	1033	U
25	RA	1044	G
25	RA	1045	A
25	RA	1046	A
25	RA	1050	A
25	RA	1054	A
25	RA	1055	G
25	RA	1057	A
25	RA	1059	G
25	RA	1060	U
25	RA	1061	U
25	RA	1065	U
25	RA	1066	U
25	RA	1067	A
25	RA	1068	G
25	RA	1069	A
25	RA	1070	A
25	RA	1071	G
25	RA	1076	C
25	RA	1077	A
25	RA	1078	U
25	RA	1079	C
25	RA	1080	C

Continued on next page...

Continued from previous page...

Mol	Chain	Res	Type
25	RA	1082	U
25	RA	1083	U
25	RA	1084	A
25	RA	1085	A
25	RA	1086	A
25	RA	1087	G
25	RA	1088	A
25	RA	1091	G
25	RA	1093	G
25	RA	1095	A
25	RA	1096	A
25	RA	1104	C
25	RA	1110	G
25	RA	1111	A
25	RA	1112	G
25	RA	1122	G
25	RA	1130	U
25	RA	1131	G
25	RA	1135	C
25	RA	1136	G
25	RA	1142	U
25	RA	1142(A)	A
25	RA	1151	G
25	RA	1155	A
25	RA	1170	G
25	RA	1173	G
25	RA	1174	A
25	RA	1175	U
25	RA	1176	G
25	RA	1178	C
25	RA	1179	C
25	RA	1180	C
25	RA	1183	G
25	RA	1195	G
25	RA	1204	A
25	RA	1205	U
25	RA	1206	G
25	RA	1210	A
25	RA	1211	U
25	RA	1220	A
25	RA	1221	C
25	RA	1236	G

Continued on next page...

Continued from previous page...

Mol	Chain	Res	Type
25	RA	1238	G
25	RA	1252	G
25	RA	1253	A
25	RA	1256	G
25	RA	1265	A
25	RA	1271	G
25	RA	1272	A
25	RA	1273	U
25	RA	1288	U
25	RA	1300	U
25	RA	1301	A
25	RA	1312	U
25	RA	1313	U
25	RA	1314	C
25	RA	1321	A
25	RA	1329	U
25	RA	1332	G
25	RA	1349	A
25	RA	1365	A
25	RA	1368	G
25	RA	1370	C
25	RA	1379	A
25	RA	1380	G
25	RA	1384	A
25	RA	1385	G
25	RA	1386	C
25	RA	1407	C
25	RA	1408	C
25	RA	1411	C
25	RA	1412	A
25	RA	1416	G
25	RA	1419	A
25	RA	1420	U
25	RA	1421	G
25	RA	1428	C
25	RA	1444(A)	A
25	RA	1445	C
25	RA	1449	A
25	RA	1449(A)	G
25	RA	1455	G
25	RA	1458	C
25	RA	1460	A

Continued on next page...

Continued from previous page...

Mol	Chain	Res	Type
25	RA	1461	G
25	RA	1467	C
25	RA	1471	A
25	RA	1482	U
25	RA	1483	G
25	RA	1485	G
25	RA	1493	C
25	RA	1497	U
25	RA	1505	C
25	RA	1506	C
25	RA	1507	A
25	RA	1508	A
25	RA	1510	A
25	RA	1514	U
25	RA	1519	G
25	RA	1522	G
25	RA	1534	G
25	RA	1535	U
25	RA	1536	A
25	RA	1537	C
25	RA	1538	G
25	RA	1543	A
25	RA	1544	C
25	RA	1545	A
25	RA	1547	C
25	RA	1558	A
25	RA	1559	G
25	RA	1569	A
25	RA	1578	U
25	RA	1579	A
25	RA	1580	A
25	RA	1581	G
25	RA	1585	C
25	RA	1586	A
25	RA	1598	C
25	RA	1608	A
25	RA	1609	A
25	RA	1610	A
25	RA	1616	A
25	RA	1617	C
25	RA	1618	A
25	RA	1640	C

Continued on next page...

Continued from previous page...

Mol	Chain	Res	Type
25	RA	1646	C
25	RA	1648	C
25	RA	1654	A
25	RA	1667	G
25	RA	1674	G
25	RA	1675	C
25	RA	1688	U
25	RA	1695	G
25	RA	1725	G
25	RA	1729	A
25	RA	1730	U
25	RA	1731	G
25	RA	1732	A
25	RA	1733	G
25	RA	1742	C
25	RA	1743	G
25	RA	1756	G
25	RA	1763	G
25	RA	1764	G
25	RA	1773	A
25	RA	1780	A
25	RA	1782	C
25	RA	1791	A
25	RA	1799	G
25	RA	1800	C
25	RA	1801	G
25	RA	1816	G
25	RA	1820	U
25	RA	1829	A
25	RA	1835	G
25	RA	1847	A
25	RA	1848	A
25	RA	1858	G
25	RA	1869	G
25	RA	1870	C
25	RA	1872	A
25	RA	1878	G
25	RA	1882	C
25	RA	1888	G
25	RA	1889	A
25	RA	1906	G
25	RA	1913	A

Continued on next page...

Continued from previous page...

Mol	Chain	Res	Type
25	RA	1929	G
25	RA	1930	G
25	RA	1931	U
25	RA	1937	A
25	RA	1938	A
25	RA	1939	U
25	RA	1955	U
25	RA	1963	U
25	RA	1964	G
25	RA	1967	C
25	RA	1969	A
25	RA	1970	A
25	RA	1971	A
25	RA	1972	A
25	RA	1981	A
25	RA	1982	C
25	RA	1991	U
25	RA	1992	G
25	RA	1993	U
25	RA	2023	G
25	RA	2031	A
25	RA	2032	G
25	RA	2033	A
25	RA	2043	C
25	RA	2055	C
25	RA	2056	G
25	RA	2059	A
25	RA	2060	A
25	RA	2061	G
25	RA	2062	A
25	RA	2069	G
25	RA	2093	G
25	RA	2099	U
25	RA	2100	G
25	RA	2107	C
25	RA	2111	C
25	RA	2113	U
25	RA	2114	A
25	RA	2115	G
25	RA	2116	G
25	RA	2117	A
25	RA	2126	A

Continued on next page...

Continued from previous page...

Mol	Chain	Res	Type
25	RA	2127	G
25	RA	2128	C
25	RA	2131	G
25	RA	2132	U
25	RA	2133	G
25	RA	2135	A
25	RA	2136	C
25	RA	2146	C
25	RA	2148	G
25	RA	2157	G
25	RA	2158	A
25	RA	2166	G
25	RA	2168	G
25	RA	2169	A
25	RA	2173	A
25	RA	2176	A
25	RA	2190	G
25	RA	2192	G
25	RA	2198	A
25	RA	2199	A
25	RA	2210	G
25	RA	2211	G
25	RA	2212	A
25	RA	2213	U
25	RA	2215	G
25	RA	2225	A
25	RA	2238	G
25	RA	2239	G
25	RA	2243	U
25	RA	2245	U
25	RA	2275	C
25	RA	2283	C
25	RA	2287	A
25	RA	2307	G
25	RA	2308	G
25	RA	2311	A
25	RA	2312	U
25	RA	2319	G
25	RA	2320	A
25	RA	2325	G
25	RA	2327	A
25	RA	2334	G

Continued on next page...

Continued from previous page...

Mol	Chain	Res	Type
25	RA	2336	A
25	RA	2345	G
25	RA	2346	A
25	RA	2347	C
25	RA	2350	C
25	RA	2354	G
25	RA	2379	G
25	RA	2383	G
25	RA	2385	C
25	RA	2391	G
25	RA	2392	A
25	RA	2394	C
25	RA	2402	C
25	RA	2403	C
25	RA	2406	U
25	RA	2410	G
25	RA	2423	U
25	RA	2424	C
25	RA	2425	A
25	RA	2429	G
25	RA	2430	A
25	RA	2435	A
25	RA	2439	A
25	RA	2440	C
25	RA	2441	C
25	RA	2445	G
25	RA	2448	A
25	RA	2469	A
25	RA	2470	G
25	RA	2474	C
25	RA	2475	C
25	RA	2482	G
25	RA	2494	G
25	RA	2502	G
25	RA	2505	G
25	RA	2519	U
25	RA	2520	C
25	RA	2529	G
25	RA	2542	A
25	RA	2543	G
25	RA	2554	U
25	RA	2567	G

Continued on next page...

Continued from previous page...

Mol	Chain	Res	Type
25	RA	2569	G
25	RA	2582	G
25	RA	2602	A
25	RA	2609	U
25	RA	2611	U
25	RA	2612	C
25	RA	2614	A
25	RA	2623	G
25	RA	2629	A
25	RA	2641	G
25	RA	2646	C
25	RA	2655	G
25	RA	2665	A
25	RA	2673	G
25	RA	2682	U
25	RA	2689	U
25	RA	2690	C
25	RA	2691	C
25	RA	2702	U
25	RA	2703	C
25	RA	2707	G
25	RA	2712	U
25	RA	2712(A)	A
25	RA	2713	A
25	RA	2714	G
25	RA	2726	U
25	RA	2732	G
25	RA	2733	A
25	RA	2734	A
25	RA	2748	A
25	RA	2752	C
25	RA	2758	A
25	RA	2761	G
25	RA	2764	A
25	RA	2765	A
25	RA	2766	G
25	RA	2777	G
25	RA	2778	A
25	RA	2779	U
25	RA	2780	G
25	RA	2789	C
25	RA	2790	A

Continued on next page...

Continued from previous page...

Mol	Chain	Res	Type
25	RA	2791	C
25	RA	2797	U
25	RA	2807	G
25	RA	2812	G
25	RA	2818	G
25	RA	2820	A
25	RA	2821	A
25	RA	2833	G
25	RA	2834	G
25	RA	2835	A
25	RA	2867	G
25	RA	2868	A
25	RA	2872	G
25	RA	2879	C
25	RA	2880	C
25	RA	2891	G
25	RA	2892	A
25	RA	2894	G
26	RB	8	U
26	RB	9	G
26	RB	13	A
26	RB	15	A
26	RB	16	G
26	RB	19	G
26	RB	22	U
26	RB	25	A
26	RB	26	A
26	RB	27	C
26	RB	32	C
26	RB	42	C
26	RB	45	A
26	RB	47	C
26	RB	56	G
26	RB	67	G
26	RB	73	A
26	RB	81	G
26	RB	89	G
26	RB	105	G
26	RB	109	G
1	XA	6	G
1	XA	7	G
1	XA	9	G

Continued on next page...

Continued from previous page...

Mol	Chain	Res	Type
1	XA	22	G
1	XA	32	A
1	XA	39	G
1	XA	47	C
1	XA	48	C
1	XA	51	A
1	XA	54	C
1	XA	61	G
1	XA	64	G
1	XA	65	U
1	XA	66	G
1	XA	78	G
1	XA	79	G
1	XA	81	G
1	XA	89	U
1	XA	90	C
1	XA	91	C
1	XA	92	G
1	XA	95	G
1	XA	101	A
1	XA	108	G
1	XA	116	A
1	XA	121	C
1	XA	130	A
1	XA	144	G
1	XA	147	G
1	XA	163	C
1	XA	172	A
1	XA	174	C
1	XA	182	U
1	XA	190	G
1	XA	195	A
1	XA	197	A
1	XA	201	C
1	XA	209	U
1	XA	216	G
1	XA	222	U
1	XA	244	U
1	XA	245	C
1	XA	247	G
1	XA	251	G
1	XA	267	C

Continued on next page...

Continued from previous page...

Mol	Chain	Res	Type
1	XA	281	G
1	XA	289	G
1	XA	306	G
1	XA	314	C
1	XA	317	G
1	XA	321	A
1	XA	328	C
1	XA	329	A
1	XA	332	G
1	XA	345	C
1	XA	346	G
1	XA	347	G
1	XA	348	G
1	XA	351	G
1	XA	352	C
1	XA	353	A
1	XA	354	G
1	XA	356	A
1	XA	367	U
1	XA	372	C
1	XA	373	A
1	XA	384	G
1	XA	388	G
1	XA	389	A
1	XA	390	C
1	XA	397	A
1	XA	398	C
1	XA	406	G
1	XA	411	A
1	XA	412	A
1	XA	413	G
1	XA	414	A
1	XA	421	U
1	XA	422	C
1	XA	423	G
1	XA	424	G
1	XA	429	U
1	XA	430	A
1	XA	442	C
1	XA	452	A
1	XA	465	A
1	XA	466	C

Continued on next page...

Continued from previous page...

Mol	Chain	Res	Type
1	XA	467	G
1	XA	482	A
1	XA	485	G
1	XA	486	U
1	XA	496	A
1	XA	497	U
1	XA	509	A
1	XA	510	A
1	XA	511	C
1	XA	518	C
1	XA	527	G
1	XA	531	U
1	XA	532	A
1	XA	533	A
1	XA	545	C
1	XA	547	A
1	XA	548	G
1	XA	559	A
1	XA	561	U
1	XA	564	C
1	XA	568	G
1	XA	572	A
1	XA	573	A
1	XA	576	G
1	XA	577	G
1	XA	579	G
1	XA	630	G
1	XA	631	G
1	XA	633	G
1	XA	652	U
1	XA	653	A
1	XA	665	A
1	XA	671	G
1	XA	688	G
1	XA	702	A
1	XA	704	A
1	XA	723	U
1	XA	731	G
1	XA	749	C
1	XA	753	A
1	XA	754	C
1	XA	755	G

Continued on next page...

Continued from previous page...

Mol	Chain	Res	Type
1	XA	774	G
1	XA	777	A
1	XA	792	A
1	XA	793	U
1	XA	794	A
1	XA	799	G
1	XA	813	U
1	XA	816	A
1	XA	817	C
1	XA	818	G
1	XA	821	G
1	XA	828	A
1	XA	836	G
1	XA	841	U
1	XA	843	U
1	XA	848	C
1	XA	859	A
1	XA	871	U
1	XA	872	A
1	XA	902	G
1	XA	914	A
1	XA	926	G
1	XA	927	G
1	XA	934	C
1	XA	935	A
1	XA	940	C
1	XA	960	U
1	XA	961	U
1	XA	966	G
1	XA	968	A
1	XA	969	A
1	XA	972	C
1	XA	974	A
1	XA	975	A
1	XA	976	G
1	XA	977	A
1	XA	980	C
1	XA	982	U
1	XA	983	A
1	XA	991	U
1	XA	992	U
1	XA	993	G

Continued on next page...

Continued from previous page...

Mol	Chain	Res	Type
1	XA	1004	A
1	XA	1006	C
1	XA	1008	C
1	XA	1009	G
1	XA	1021	G
1	XA	1024	G
1	XA	1025	U
1	XA	1028	C
1	XA	1029	G
1	XA	1032(A)	G
1	XA	1036	G
1	XA	1039	C
1	XA	1040	U
1	XA	1042	G
1	XA	1054	C
1	XA	1055	A
1	XA	1081	G
1	XA	1094	G
1	XA	1095	U
1	XA	1101	A
1	XA	1124	G
1	XA	1125	U
1	XA	1126	U
1	XA	1127	G
1	XA	1130	A
1	XA	1131	G
1	XA	1136	U
1	XA	1137	C
1	XA	1138	G
1	XA	1139	G
1	XA	1146	A
1	XA	1157	A
1	XA	1158	C
1	XA	1159	U
1	XA	1160	G
1	XA	1162	C
1	XA	1163	C
1	XA	1171	G
1	XA	1176	A
1	XA	1177	G
1	XA	1181	G
1	XA	1182	G

Continued on next page...

Continued from previous page...

Mol	Chain	Res	Type
1	XA	1183	A
1	XA	1187	G
1	XA	1190	G
1	XA	1196	U
1	XA	1197	G
1	XA	1201	A
1	XA	1202	G
1	XA	1212	U
1	XA	1213	A
1	XA	1225	A
1	XA	1238	A
1	XA	1240	U
1	XA	1241	G
1	XA	1256	A
1	XA	1257	U
1	XA	1258	G
1	XA	1263	C
1	XA	1270	C
1	XA	1272	G
1	XA	1280	A
1	XA	1281	U
1	XA	1282	C
1	XA	1286	A
1	XA	1287	A
1	XA	1298	C
1	XA	1299	A
1	XA	1300	G
1	XA	1301	U
1	XA	1302	U
1	XA	1305	G
1	XA	1318	A
1	XA	1320	C
1	XA	1321	C
1	XA	1322	C
1	XA	1323	G
1	XA	1331	G
1	XA	1336	C
1	XA	1347	G
1	XA	1353	G
1	XA	1362(A)	C
1	XA	1364	U
1	XA	1365	G

Continued on next page...

Continued from previous page...

Mol	Chain	Res	Type
1	XA	1370	G
1	XA	1397	C
1	XA	1419	G
1	XA	1442	G
1	XA	1446	A
1	XA	1447	G
1	XA	1452	C
1	XA	1453	G
1	XA	1454	G
1	XA	1487	G
1	XA	1492	A
1	XA	1497	G
1	XA	1499	A
1	XA	1502	A
1	XA	1504	G
1	XA	1505	G
1	XA	1506	U
1	XA	1517	G
1	XA	1519	A
1	XA	1520	G
1	XA	1529	G
1	XA	1530	G
22	XV	3	G
22	XV	4	G
22	XV	6	G
22	XV	13	A
22	XV	15	C
22	XV	17	U
22	XV	18	G
22	XV	19	G
22	XV	21	A
22	XV	47	U
22	XV	48	C
22	XV	49	G
22	XV	52	G
22	XV	54	U
22	XV	64	G
22	XV	67	C
22	XV	76	A
23	XW	6	G
23	XW	9	A
23	XW	11	C

Continued on next page...

Continued from previous page...

Mol	Chain	Res	Type
23	XW	14	A
23	XW	15	G
23	XW	16	U
23	XW	17	C
23	XW	19	G
23	XW	21	A
23	XW	39	U
23	XW	42	C
23	XW	43	C
23	XW	44	G
23	XW	46	G
23	XW	47	U
23	XW	57	G
23	XW	58	A
23	XW	61	C
23	XW	70	G
23	XY	29	G
23	XY	34	G
23	XY	36	A
23	XY	37	A
25	YA	9	U
25	YA	15	G
25	YA	34	C
25	YA	35	G
25	YA	46	C
25	YA	55	G
25	YA	72	U
25	YA	74	A
25	YA	75	G
25	YA	96	G
25	YA	101	G
25	YA	102	G
25	YA	103	A
25	YA	118	A
25	YA	120	U
25	YA	125	G
25	YA	131	G
25	YA	161	U
25	YA	162	U
25	YA	181	A
25	YA	188	G
25	YA	196	A

Continued on next page...

Continued from previous page...

Mol	Chain	Res	Type
25	YA	199	A
25	YA	214	G
25	YA	215	G
25	YA	216	A
25	YA	221	A
25	YA	222	A
25	YA	223	A
25	YA	225	A
25	YA	228	A
25	YA	229	A
25	YA	230	U
25	YA	232	G
25	YA	242	G
25	YA	243	U
25	YA	248	G
25	YA	252	G
25	YA	265	A
25	YA	266	G
25	YA	269	U
25	YA	270(L)	U
25	YA	270(M)	U
25	YA	270(N)	G
25	YA	270(P)	C
25	YA	271(B)	G
25	YA	271(C)	U
25	YA	271	G
25	YA	274	G
25	YA	275	G
25	YA	276	A
25	YA	278	A
25	YA	279	C
25	YA	299	A
25	YA	300	A
25	YA	311	A
25	YA	323	G
25	YA	324	A
25	YA	329	G
25	YA	330	A
25	YA	332	A
25	YA	342	G
25	YA	345	A
25	YA	352	G

Continued on next page...

Continued from previous page...

Mol	Chain	Res	Type
25	YA	363	G
25	YA	364	C
25	YA	371	A
25	YA	372	G
25	YA	373	U
25	YA	386	G
25	YA	387	U
25	YA	395	U
25	YA	405	U
25	YA	406	G
25	YA	411	G
25	YA	412	A
25	YA	428	A
25	YA	442	G
25	YA	443	A
25	YA	444	C
25	YA	448	U
25	YA	457	A
25	YA	470	A
25	YA	481	G
25	YA	496	G
25	YA	504	U
25	YA	505	A
25	YA	509	C
25	YA	512	G
25	YA	518	G
25	YA	529	A
25	YA	531	C
25	YA	532	A
25	YA	533	G
25	YA	537	C
25	YA	539	G
25	YA	540	G
25	YA	546	C
25	YA	547	A
25	YA	549	G
25	YA	563	G
25	YA	573	G
25	YA	575	A
25	YA	588	U
25	YA	603	A
25	YA	607	U

Continued on next page...

Continued from previous page...

Mol	Chain	Res	Type
25	YA	609(A)	G
25	YA	614	U
25	YA	615	G
25	YA	616	A
25	YA	617	G
25	YA	620	G
25	YA	622	G
25	YA	627	A
25	YA	637	A
25	YA	638	G
25	YA	645	C
25	YA	646	A
25	YA	651	G
25	YA	654	A
25	YA	654(A)	G
25	YA	654(B)	C
25	YA	686	G
25	YA	717	G
25	YA	722	A
25	YA	726	G
25	YA	730	C
25	YA	734	A
25	YA	746	A
25	YA	747	U
25	YA	753	C
25	YA	782	A
25	YA	784	A
25	YA	785	G
25	YA	788	A
25	YA	790	C
25	YA	792	G
25	YA	805	G
25	YA	812	C
25	YA	819	A
25	YA	827	U
25	YA	828	U
25	YA	847	U
25	YA	856	C
25	YA	857	C
25	YA	859	G
25	YA	860	U
25	YA	866	A

Continued on next page...

Continued from previous page...

Mol	Chain	Res	Type
25	YA	881	G
25	YA	882	G
25	YA	884	C
25	YA	885	C
25	YA	886	C
25	YA	888	C
25	YA	889	C
25	YA	896	A
25	YA	897	C
25	YA	899	A
25	YA	900	A
25	YA	901	A
25	YA	907	U
25	YA	910	A
25	YA	914	C
25	YA	915	C
25	YA	917	A
25	YA	932	G
25	YA	938	G
25	YA	941	A
25	YA	945	A
25	YA	946	G
25	YA	961	C
25	YA	974	G
25	YA	974(A)	C
25	YA	975	G
25	YA	980	A
25	YA	983	A
25	YA	990	A
25	YA	991	C
25	YA	996	A
25	YA	1003	G
25	YA	1005	C
25	YA	1011	G
25	YA	1012	U
25	YA	1013	C
25	YA	1015	G
25	YA	1022	G
25	YA	1023	U
25	YA	1025	G
25	YA	1026	U
25	YA	1027	A

Continued on next page...

Continued from previous page...

Mol	Chain	Res	Type
25	YA	1033	U
25	YA	1045	A
25	YA	1046	A
25	YA	1050	A
25	YA	1054	A
25	YA	1055	G
25	YA	1059	G
25	YA	1060	U
25	YA	1061	U
25	YA	1066	U
25	YA	1067	A
25	YA	1068	G
25	YA	1070	A
25	YA	1071	G
25	YA	1076	C
25	YA	1077	A
25	YA	1078	U
25	YA	1079	C
25	YA	1082	U
25	YA	1083	U
25	YA	1084	A
25	YA	1085	A
25	YA	1086	A
25	YA	1088	A
25	YA	1089	G
25	YA	1095	A
25	YA	1096	A
25	YA	1097	U
25	YA	1099	G
25	YA	1103	A
25	YA	1104	C
25	YA	1110	G
25	YA	1111	A
25	YA	1122	G
25	YA	1131	G
25	YA	1135	C
25	YA	1136	G
25	YA	1139	G
25	YA	1142	U
25	YA	1142(A)	A
25	YA	1170	G
25	YA	1173	G

Continued on next page...

Continued from previous page...

Mol	Chain	Res	Type
25	YA	1174	A
25	YA	1175	U
25	YA	1176	G
25	YA	1178	C
25	YA	1179	C
25	YA	1180	C
25	YA	1195	G
25	YA	1204	A
25	YA	1205	U
25	YA	1210	A
25	YA	1211	U
25	YA	1220	A
25	YA	1236	G
25	YA	1238	G
25	YA	1248	G
25	YA	1253	A
25	YA	1256	G
25	YA	1265	A
25	YA	1271	G
25	YA	1272	A
25	YA	1273	U
25	YA	1300	U
25	YA	1301	A
25	YA	1321	A
25	YA	1329	U
25	YA	1349	A
25	YA	1352	U
25	YA	1365	A
25	YA	1368	G
25	YA	1370	C
25	YA	1379	A
25	YA	1384	A
25	YA	1385	G
25	YA	1386	C
25	YA	1391	U
25	YA	1407	C
25	YA	1411	C
25	YA	1416	G
25	YA	1419	A
25	YA	1420	U
25	YA	1421	G
25	YA	1428	C

Continued on next page...

Continued from previous page...

Mol	Chain	Res	Type
25	YA	1444(A)	A
25	YA	1445	C
25	YA	1449	A
25	YA	1449(A)	G
25	YA	1455	G
25	YA	1458	C
25	YA	1460	A
25	YA	1461	G
25	YA	1467	C
25	YA	1471	A
25	YA	1482	U
25	YA	1483	G
25	YA	1493	C
25	YA	1497	U
25	YA	1506	C
25	YA	1507	A
25	YA	1508	A
25	YA	1510	A
25	YA	1511	A
25	YA	1514	U
25	YA	1522	G
25	YA	1534	G
25	YA	1535	U
25	YA	1536	A
25	YA	1537	C
25	YA	1543	A
25	YA	1544	C
25	YA	1545	A
25	YA	1547	C
25	YA	1554	A
25	YA	1558	A
25	YA	1559	G
25	YA	1566	A
25	YA	1569	A
25	YA	1578	U
25	YA	1579	A
25	YA	1580	A
25	YA	1585	C
25	YA	1586	A
25	YA	1592	C
25	YA	1598	C
25	YA	1599	C

Continued on next page...

Continued from previous page...

Mol	Chain	Res	Type
25	YA	1608	A
25	YA	1609	A
25	YA	1616	A
25	YA	1617	C
25	YA	1618	A
25	YA	1640	C
25	YA	1646	C
25	YA	1648	C
25	YA	1654	A
25	YA	1660	C
25	YA	1664	A
25	YA	1668	A
25	YA	1674	G
25	YA	1695	G
25	YA	1698	A
25	YA	1699	G
25	YA	1700	A
25	YA	1703	G
25	YA	1725	G
25	YA	1728	G
25	YA	1729	A
25	YA	1731	G
25	YA	1733	G
25	YA	1742	C
25	YA	1743	G
25	YA	1750	G
25	YA	1754	C
25	YA	1756	G
25	YA	1762	A
25	YA	1763	G
25	YA	1764	G
25	YA	1773	A
25	YA	1776	G
25	YA	1780	A
25	YA	1781	C
25	YA	1787	A
25	YA	1791	A
25	YA	1799	G
25	YA	1800	C
25	YA	1801	G
25	YA	1816	G
25	YA	1820	U

Continued on next page...

Continued from previous page...

Mol	Chain	Res	Type
25	YA	1829	A
25	YA	1835	G
25	YA	1847	A
25	YA	1850	G
25	YA	1858	G
25	YA	1869	G
25	YA	1870	C
25	YA	1872	A
25	YA	1878	G
25	YA	1882	C
25	YA	1888	G
25	YA	1889	A
25	YA	1896	G
25	YA	1903	G
25	YA	1919	A
25	YA	1930	G
25	YA	1931	U
25	YA	1937	A
25	YA	1939	U
25	YA	1955	U
25	YA	1956	U
25	YA	1963	U
25	YA	1964	G
25	YA	1967	C
25	YA	1969	A
25	YA	1971	A
25	YA	1972	A
25	YA	1981	A
25	YA	1982	C
25	YA	1991	U
25	YA	1992	G
25	YA	1993	U
25	YA	2020	A
25	YA	2023	G
25	YA	2031	A
25	YA	2033	A
25	YA	2039	C
25	YA	2043	C
25	YA	2049	G
25	YA	2052	G
25	YA	2055	C
25	YA	2056	G

Continued on next page...

Continued from previous page...

Mol	Chain	Res	Type
25	YA	2059	A
25	YA	2060	A
25	YA	2061	G
25	YA	2062	A
25	YA	2063	C
25	YA	2069	G
25	YA	2093	G
25	YA	2099	U
25	YA	2100	G
25	YA	2111	C
25	YA	2112	G
25	YA	2113	U
25	YA	2114	A
25	YA	2115	G
25	YA	2116	G
25	YA	2117	A
25	YA	2119	A
25	YA	2120	G
25	YA	2126	A
25	YA	2127	G
25	YA	2128	C
25	YA	2131	G
25	YA	2132	U
25	YA	2133	G
25	YA	2136	C
25	YA	2146	C
25	YA	2148	G
25	YA	2158	A
25	YA	2166	G
25	YA	2168	G
25	YA	2173	A
25	YA	2176	A
25	YA	2178	C
25	YA	2190	G
25	YA	2192	G
25	YA	2198	A
25	YA	2210	G
25	YA	2211	G
25	YA	2212	A
25	YA	2213	U
25	YA	2215	G
25	YA	2225	A

Continued on next page...

Continued from previous page...

Mol	Chain	Res	Type
25	YA	2238	G
25	YA	2239	G
25	YA	2243	U
25	YA	2246	G
25	YA	2275	C
25	YA	2280	G
25	YA	2283	C
25	YA	2287	A
25	YA	2288	A
25	YA	2305	A
25	YA	2307	G
25	YA	2308	G
25	YA	2311	A
25	YA	2319	G
25	YA	2320	A
25	YA	2325	G
25	YA	2334	G
25	YA	2336	A
25	YA	2342	C
25	YA	2346	A
25	YA	2347	C
25	YA	2350	C
25	YA	2377	A
25	YA	2383	G
25	YA	2385	C
25	YA	2392	A
25	YA	2402	C
25	YA	2403	C
25	YA	2406	U
25	YA	2410	G
25	YA	2423	U
25	YA	2425	A
25	YA	2429	G
25	YA	2430	A
25	YA	2434	A
25	YA	2435	A
25	YA	2439	A
25	YA	2440	C
25	YA	2441	C
25	YA	2448	A
25	YA	2450	A
25	YA	2469	A

Continued on next page...

Continued from previous page...

Mol	Chain	Res	Type
25	YA	2470	G
25	YA	2471	C
25	YA	2474	C
25	YA	2475	C
25	YA	2476	A
25	YA	2484	G
25	YA	2494	G
25	YA	2498	C
25	YA	2502	G
25	YA	2505	G
25	YA	2518	A
25	YA	2524	G
25	YA	2529	G
25	YA	2542	A
25	YA	2543	G
25	YA	2554	U
25	YA	2562	U
25	YA	2566	A
25	YA	2567	G
25	YA	2586	C
25	YA	2602	A
25	YA	2609	U
25	YA	2611	U
25	YA	2612	C
25	YA	2621	A
25	YA	2629	A
25	YA	2632	A
25	YA	2655	G
25	YA	2656	U
25	YA	2665	A
25	YA	2673	G
25	YA	2682	U
25	YA	2689	U
25	YA	2690	C
25	YA	2702	U
25	YA	2703	C
25	YA	2712	U
25	YA	2712(A)	A
25	YA	2713	A
25	YA	2714	G
25	YA	2720	U
25	YA	2726	U

Continued on next page...

Continued from previous page...

Mol	Chain	Res	Type
25	YA	2733	A
25	YA	2744	G
25	YA	2748	A
25	YA	2752	C
25	YA	2757	A
25	YA	2758	A
25	YA	2761	G
25	YA	2764	A
25	YA	2765	A
25	YA	2766	G
25	YA	2777	G
25	YA	2778	A
25	YA	2779	U
25	YA	2780	G
25	YA	2789	C
25	YA	2790	A
25	YA	2791	C
25	YA	2797	U
25	YA	2799	A
25	YA	2807	G
25	YA	2808	U
25	YA	2818	G
25	YA	2820	A
25	YA	2821	A
25	YA	2823	A
25	YA	2833	G
25	YA	2834	G
25	YA	2835	A
25	YA	2867	G
25	YA	2868	A
25	YA	2872	G
25	YA	2873	A
25	YA	2880	C
25	YA	2891	G
25	YA	2892	A
25	YA	2893	G
25	YA	2894	G
26	YB	8	U
26	YB	9	G
26	YB	13	A
26	YB	15	A
26	YB	16	G

Continued on next page...

Continued from previous page...

Mol	Chain	Res	Type
26	YB	21	G
26	YB	22	U
26	YB	25	A
26	YB	32	C
26	YB	40	U
26	YB	41	U
26	YB	42	C
26	YB	45	A
26	YB	47	C
26	YB	52	A
26	YB	53	A
26	YB	56	G
26	YB	67	G
26	YB	73	A
26	YB	89	G
26	YB	109	G

All (199) RNA pucker outliers are listed below:

Mol	Chain	Res	Type
1	QA	5	U
1	QA	31	G
1	QA	64	G
1	QA	115	G
1	QA	119	A
1	QA	181	G
1	QA	243	A
1	QA	244	U
1	QA	250	A
1	QA	266	G
1	QA	328	C
1	QA	410	G
1	QA	412	A
1	QA	429	U
1	QA	481	G
1	QA	484	G
1	QA	485	G
1	QA	509	A
1	QA	533	A
1	QA	687	A
1	QA	701	C
1	QA	703	G

Continued on next page...

Continued from previous page...

Mol	Chain	Res	Type
1	QA	753	A
1	QA	792	A
1	QA	812	C
1	QA	913	A
1	QA	934	C
1	QA	960	U
1	QA	992	U
1	QA	1027	C
1	QA	1064	G
1	QA	1065	U
1	QA	1200	C
1	QA	1201	A
1	QA	1285	A
1	QA	1297	C
1	QA	1336	C
1	QA	1346	A
1	QA	1347	G
1	QA	1446	A
1	QA	1498	U
1	QA	1503	A
1	QA	1528	U
22	QV	53	G
25	RA	27	G
25	RA	74	A
25	RA	99	U
25	RA	102	G
25	RA	195	A
25	RA	205	G
25	RA	221	A
25	RA	222	A
25	RA	227	A
25	RA	229	A
25	RA	242	G
25	RA	271(B)	G
25	RA	271(C)	U
25	RA	345	A
25	RA	372	G
25	RA	404	C
25	RA	503	A
25	RA	512	G
25	RA	587	C
25	RA	637	A

Continued on next page...

Continued from previous page...

Mol	Chain	Res	Type
25	RA	846	C
25	RA	856	C
25	RA	859	G
25	RA	974(A)	C
25	RA	1012	U
25	RA	1022	G
25	RA	1026	U
25	RA	1045	A
25	RA	1078	U
25	RA	1085	A
25	RA	1130	U
25	RA	1178	C
25	RA	1204	A
25	RA	1210	A
25	RA	1312	U
25	RA	1427	A
25	RA	1558	A
25	RA	1653	G
25	RA	1694	C
25	RA	1799	G
25	RA	1819	A
25	RA	1930	G
25	RA	1980	G
25	RA	1992	G
25	RA	2060	A
25	RA	2126	A
25	RA	2405	G
25	RA	2439	A
25	RA	2481	G
25	RA	2518	A
25	RA	2566	A
25	RA	2610	C
25	RA	2689	U
25	RA	2712	U
25	RA	2776	A
25	RA	2832	U
25	RA	2867	G
26	RB	66	A
1	XA	31	G
1	XA	60	A
1	XA	64	G
1	XA	78	G

Continued on next page...

Continued from previous page...

Mol	Chain	Res	Type
1	XA	89	U
1	XA	115	G
1	XA	181	G
1	XA	243	A
1	XA	244	U
1	XA	250	A
1	XA	266	G
1	XA	328	C
1	XA	345	C
1	XA	410	G
1	XA	412	A
1	XA	428	G
1	XA	429	U
1	XA	481	G
1	XA	484	G
1	XA	485	G
1	XA	509	A
1	XA	532	A
1	XA	560	U
1	XA	687	A
1	XA	703	G
1	XA	753	A
1	XA	812	C
1	XA	913	A
1	XA	991	U
1	XA	992	U
1	XA	1027	C
1	XA	1126	U
1	XA	1200	C
1	XA	1285	A
1	XA	1297	C
1	XA	1446	A
1	XA	1498	U
1	XA	1503	A
22	XV	53	G
25	YA	99	U
25	YA	102	G
25	YA	195	A
25	YA	221	A
25	YA	222	A
25	YA	229	A
25	YA	242	G

Continued on next page...

Continued from previous page...

Mol	Chain	Res	Type
25	YA	271(B)	G
25	YA	278	A
25	YA	372	G
25	YA	404	C
25	YA	503	A
25	YA	508	G
25	YA	587	C
25	YA	637	A
25	YA	653	A
25	YA	654	A
25	YA	752	A
25	YA	846	C
25	YA	856	C
25	YA	859	G
25	YA	896	A
25	YA	974(A)	C
25	YA	1012	U
25	YA	1022	G
25	YA	1026	U
25	YA	1045	A
25	YA	1078	U
25	YA	1085	A
25	YA	1109	C
25	YA	1130	U
25	YA	1178	C
25	YA	1210	A
25	YA	1427	A
25	YA	1558	A
25	YA	1653	G
25	YA	1694	C
25	YA	1698	A
25	YA	1799	G
25	YA	1819	A
25	YA	1929	G
25	YA	1930	G
25	YA	1955	U
25	YA	1992	G
25	YA	2126	A
25	YA	2439	A
25	YA	2566	A
25	YA	2610	C
25	YA	2655	G

Continued on next page...

Continued from previous page...

Mol	Chain	Res	Type
25	YA	2681	C
25	YA	2689	U
25	YA	2712	U
25	YA	2719	G
25	YA	2756	U
25	YA	2776	A
25	YA	2832	U
25	YA	2867	G
26	YB	66	A

5.4 Non-standard residues in protein, DNA, RNA chains [i](#)

There are no non-standard protein/DNA/RNA residues in this entry.

5.5 Carbohydrates [i](#)

There are no carbohydrates in this entry.

5.6 Ligand geometry [i](#)

Of 704 ligands modelled in this entry, 702 are monoatomic - leaving 2 for Mogul analysis.

In the following table, the Counts columns list the number of bonds (or angles) for which Mogul statistics could be retrieved, the number of bonds (or angles) that are observed in the model and the number of bonds (or angles) that are defined in the chemical component dictionary. The Link column lists molecule types, if any, to which the group is linked. The Z score for a bond length (or angle) is the number of standard deviations the observed value is removed from the expected value. A bond length (or angle) with $|Z| > 2$ is considered an outlier worth inspection. RMSZ is the root-mean-square of all Z scores of the bond lengths (or angles).

Mol	Type	Chain	Res	Link	Bond lengths			Bond angles		
					Counts	RMSZ	$\# Z > 2$	Counts	RMSZ	$\# Z > 2$
58	PAR	QA	1667	-	45,45,45	1.39	7 (15%)	59,67,67	1.19	5 (8%)
58	PAR	XA	1672	-	45,45,45	1.37	7 (15%)	59,67,67	1.24	5 (8%)

In the following table, the Chirals column lists the number of chiral outliers, the number of chiral centers analysed, the number of these observed in the model and the number defined in the chemical component dictionary. Similar counts are reported in the Torsion and Rings columns. '-' means no outliers of that kind were identified.

Mol	Type	Chain	Res	Link	Chirals	Torsions	Rings
58	PAR	QA	1667	-	-	0/18/94/94	0/4/4/4
58	PAR	XA	1672	-	-	0/18/94/94	0/4/4/4

All (14) bond length outliers are listed below:

Mol	Chain	Res	Type	Atoms	Z	Observed(Å)	Ideal(Å)
58	QA	1667	PAR	C14-C24	2.11	1.56	1.52
58	XA	1672	PAR	C31-C21	2.12	1.56	1.53
58	XA	1672	PAR	C14-C24	2.24	1.56	1.52
58	QA	1667	PAR	C31-C21	2.29	1.56	1.53
58	XA	1672	PAR	O51-C11	2.53	1.48	1.41
58	QA	1667	PAR	O51-C11	2.54	1.48	1.41
58	QA	1667	PAR	C11-C21	2.64	1.57	1.52
58	XA	1672	PAR	C64-C54	2.71	1.58	1.52
58	XA	1672	PAR	C11-C21	2.71	1.57	1.52
58	QA	1667	PAR	C64-C54	2.76	1.59	1.52
58	QA	1667	PAR	O54-C14	2.92	1.49	1.41
58	XA	1672	PAR	C52-C42	2.96	1.58	1.52
58	XA	1672	PAR	O54-C14	3.00	1.49	1.41
58	QA	1667	PAR	C52-C42	3.03	1.58	1.52

All (10) bond angle outliers are listed below:

Mol	Chain	Res	Type	Atoms	Z	Observed(°)	Ideal(°)
58	QA	1667	PAR	C11-O51-C51	2.02	117.67	113.75
58	XA	1672	PAR	C11-O51-C51	2.43	118.46	113.75
58	QA	1667	PAR	O54-C54-C64	2.99	111.95	106.10
58	XA	1672	PAR	O52-C13-C23	3.13	114.27	107.75
58	XA	1672	PAR	O54-C54-C64	3.17	112.29	106.10
58	XA	1672	PAR	O33-C14-C24	3.17	113.83	107.96
58	QA	1667	PAR	O33-C14-C24	3.38	114.23	107.96
58	QA	1667	PAR	O52-C13-C23	3.65	115.35	107.75
58	QA	1667	PAR	C14-O54-C54	4.06	121.62	113.75
58	XA	1672	PAR	C14-O54-C54	4.11	121.73	113.75

There are no chirality outliers.

There are no torsion outliers.

There are no ring outliers.

2 monomers are involved in 5 short contacts:

Mol	Chain	Res	Type	Clashes	Symm-Clashes
58	QA	1667	PAR	1	0

Continued on next page...

Continued from previous page...

Mol	Chain	Res	Type	Clashes	Symm-Clashes
58	XA	1672	PAR	4	0

5.7 Other polymers [i](#)

There are no such residues in this entry.

5.8 Polymer linkage issues [i](#)

There are no chain breaks in this entry.

6 Fit of model and data ⓘ

6.1 Protein, DNA and RNA chains ⓘ

In the following table, the column labelled ‘#RSRZ> 2’ contains the number (and percentage) of RSRZ outliers, followed by percent RSRZ outliers for the chain as percentile scores relative to all X-ray entries and entries of similar resolution. The OWAB column contains the minimum, median, 95th percentile and maximum values of the occupancy-weighted average B-factor per residue. The column labelled ‘Q< 0.9’ lists the number of (and percentage) of residues with an average occupancy less than 0.9.

Mol	Chain	Analysed	<RSRZ>	#RSRZ>2	OWAB(Å ²)	Q<0.9
1	QA	1500/1522 (98%)	0.31	59 (3%) 43 31	68, 102, 211, 576	0
1	XA	1500/1522 (98%)	0.26	50 (3%) 50 36	57, 88, 196, 440	0
2	QB	237/256 (92%)	0.46	26 (10%) 7 6	106, 186, 344, 418	0
2	XB	237/256 (92%)	0.18	14 (5%) 26 17	88, 156, 283, 529	0
3	QC	205/239 (85%)	0.59	22 (10%) 8 6	103, 172, 294, 429	0
3	XC	205/239 (85%)	0.15	8 (3%) 43 31	80, 124, 195, 316	0
4	QD	208/209 (99%)	-0.02	2 (0%) 84 73	85, 114, 192, 458	0
4	XD	208/209 (99%)	0.02	3 (1%) 78 65	71, 109, 190, 368	0
5	QE	151/162 (93%)	0.16	6 (3%) 42 29	90, 128, 201, 260	0
5	XE	151/162 (93%)	0.02	2 (1%) 79 66	72, 101, 185, 236	0
6	QF	101/101 (100%)	0.01	2 (1%) 68 54	80, 109, 175, 310	0
6	XF	101/101 (100%)	0.15	5 (4%) 32 22	73, 107, 161, 559	0
7	QG	155/156 (99%)	0.23	10 (6%) 22 14	83, 150, 262, 534	0
7	XG	155/156 (99%)	-0.00	5 (3%) 51 37	76, 129, 209, 334	0
8	QH	138/138 (100%)	-0.02	0 100 100	92, 133, 195, 285	0
8	XH	138/138 (100%)	-0.06	0 100 100	80, 113, 165, 331	0
9	QI	127/128 (99%)	0.59	15 (11%) 6 5	96, 189, 303, 476	0
9	XI	127/128 (99%)	0.34	9 (7%) 19 12	76, 153, 232, 396	0
10	QJ	99/105 (94%)	0.72	13 (13%) 5 4	107, 196, 431, 583	0
10	XJ	99/105 (94%)	0.57	10 (10%) 9 7	85, 164, 316, 369	0
11	QK	119/129 (92%)	0.19	7 (5%) 26 17	77, 112, 201, 335	0
11	XK	119/129 (92%)	0.05	5 (4%) 40 28	67, 105, 181, 251	0
12	QL	125/132 (94%)	0.06	3 (2%) 62 47	79, 101, 176, 309	0
12	XL	125/132 (94%)	0.02	3 (2%) 62 47	55, 78, 146, 341	0

Continued on next page...

Continued from previous page...

Mol	Chain	Analysed	<RSRZ>	#RSRZ>2	OWAB(Å ²)	Q<0.9
13	QM	121/126 (96%)	0.12	1 (0%) 87 78	101, 160, 265, 447	0
13	XM	121/126 (96%)	0.01	3 (2%) 61 46	78, 126, 200, 488	0
14	QN	60/61 (98%)	0.43	3 (5%) 32 22	117, 157, 211, 250	0
14	XN	60/61 (98%)	0.02	0 100 100	89, 106, 151, 194	0
15	QO	88/89 (98%)	0.10	3 (3%) 49 35	77, 113, 167, 241	0
15	XO	88/89 (98%)	0.00	1 (1%) 82 70	69, 101, 153, 171	0
16	QP	84/88 (95%)	0.13	2 (2%) 62 47	85, 102, 164, 241	0
16	XP	84/88 (95%)	0.11	2 (2%) 62 47	87, 111, 187, 400	0
17	QQ	100/105 (95%)	0.06	0 100 100	82, 107, 157, 336	0
17	XQ	100/105 (95%)	0.04	1 (1%) 84 73	71, 105, 171, 330	0
18	QR	70/88 (79%)	0.03	3 (4%) 39 27	83, 114, 185, 205	0
18	XR	70/88 (79%)	0.06	1 (1%) 78 65	77, 112, 187, 227	0
19	QS	84/93 (90%)	0.40	5 (5%) 25 17	109, 181, 257, 381	0
19	XS	84/93 (90%)	0.09	4 (4%) 34 24	80, 133, 207, 286	0
20	QT	99/106 (93%)	0.13	4 (4%) 42 29	87, 122, 208, 237	0
20	XT	99/106 (93%)	0.25	2 (2%) 68 54	87, 136, 211, 236	0
21	QU	25/27 (92%)	1.04	5 (20%) 1 1	112, 155, 238, 264	0
21	XU	25/27 (92%)	0.39	2 (8%) 15 10	102, 128, 202, 210	0
22	QV	77/77 (100%)	0.50	6 (7%) 16 10	91, 114, 175, 228	0
22	XV	77/77 (100%)	0.19	4 (5%) 31 22	70, 91, 164, 210	0
23	QW	76/76 (100%)	2.06	33 (43%) 0 0	91, 205, 292, 361	0
23	QY	17/76 (22%)	1.59	8 (47%) 0 0	120, 132, 201, 212	0
23	XW	76/76 (100%)	2.27	33 (43%) 0 0	88, 196, 373, 402	0
23	XY	17/76 (22%)	0.68	1 (5%) 26 17	94, 101, 177, 187	0
24	QX	10/24 (41%)	1.60	3 (30%) 1 1	102, 106, 257, 377	0
24	XX	10/24 (41%)	1.86	5 (50%) 0 0	94, 99, 237, 284	0
25	RA	2882/2915 (98%)	0.41	191 (6%) 22 14	53, 82, 254, 563	0
25	YA	2883/2915 (98%)	0.24	130 (4%) 37 26	39, 64, 217, 437	0
26	RB	120/122 (98%)	0.68	14 (11%) 6 5	119, 162, 204, 242	0
26	YB	120/122 (98%)	0.22	1 (0%) 87 78	71, 106, 119, 200	0
27	RD	272/276 (98%)	-0.25	1 (0%) 93 88	54, 74, 127, 183	0

Continued on next page...

Continued from previous page...

Mol	Chain	Analysed	<RSRZ>	#RSRZ>2	OWAB(Å ²)	Q<0.9
27	YD	272/276 (98%)	-0.27	1 (0%) 93 88	40, 66, 120, 213	0
28	RE	205/206 (99%)	0.09	8 (3%) 43 31	55, 94, 188, 447	0
28	YE	205/206 (99%)	0.05	6 (2%) 55 40	43, 78, 167, 453	0
29	RF	202/210 (96%)	-0.08	2 (0%) 84 73	54, 110, 191, 469	0
29	YF	202/210 (96%)	-0.22	4 (1%) 68 54	39, 71, 138, 248	0
30	RG	181/182 (99%)	0.57	17 (9%) 11 8	122, 192, 303, 490	0
30	YG	181/182 (99%)	0.10	2 (1%) 82 70	82, 117, 183, 391	0
31	RH	170/180 (94%)	0.77	23 (13%) 4 4	113, 199, 359, 517	0
31	YH	170/180 (94%)	0.17	5 (2%) 55 40	65, 114, 180, 363	0
32	RI	146/148 (98%)	0.25	10 (6%) 20 13	73, 155, 265, 529	0
32	YI	146/148 (98%)	0.08	4 (2%) 58 43	62, 143, 271, 559	0
33	RN	138/140 (98%)	-0.05	4 (2%) 55 40	64, 111, 186, 302	0
33	YN	138/140 (98%)	-0.25	2 (1%) 78 65	49, 78, 167, 266	0
34	RO	122/122 (100%)	-0.22	0 100 100	63, 94, 139, 155	0
34	YO	122/122 (100%)	-0.26	0 100 100	51, 68, 115, 146	0
35	RP	150/150 (100%)	0.12	8 (5%) 30 21	61, 122, 202, 369	0
35	YP	150/150 (100%)	-0.17	1 (0%) 89 81	42, 81, 157, 361	0
36	RQ	141/141 (100%)	0.20	7 (4%) 32 22	80, 122, 205, 332	0
36	YQ	141/141 (100%)	-0.18	3 (2%) 67 52	56, 73, 148, 430	0
37	RR	118/118 (100%)	-0.17	1 (0%) 87 78	61, 86, 134, 160	0
37	YR	118/118 (100%)	-0.15	1 (0%) 87 78	51, 71, 120, 207	0
38	RS	111/112 (99%)	0.25	3 (2%) 58 43	109, 160, 253, 420	0
38	YS	111/112 (99%)	-0.01	0 100 100	73, 102, 175, 285	0
39	RT	137/146 (93%)	-0.11	2 (1%) 76 64	70, 107, 263, 350	0
39	YT	137/146 (93%)	-0.08	4 (2%) 55 40	60, 84, 192, 451	0
40	RU	117/118 (99%)	0.04	4 (3%) 49 35	62, 106, 174, 287	0
40	YU	117/118 (99%)	-0.24	1 (0%) 85 75	47, 71, 134, 425	0
41	RV	101/101 (100%)	0.29	7 (6%) 20 13	64, 129, 225, 419	0
41	YV	101/101 (100%)	-0.05	2 (1%) 68 54	46, 89, 172, 424	0
42	RW	113/113 (100%)	-0.08	3 (2%) 58 43	55, 75, 154, 298	0
42	YW	113/113 (100%)	-0.12	1 (0%) 85 75	42, 67, 139, 206	0

Continued on next page...

Continued from previous page...

Mol	Chain	Analysed	<RSRZ>	#RSRZ>2	OWAB(Å ²)	Q<0.9
43	RX	92/96 (95%)	-0.01	1 (1%) 82 70	67, 95, 161, 200	0
43	YX	92/96 (95%)	-0.01	1 (1%) 82 70	50, 72, 129, 260	0
44	RY	102/110 (92%)	0.41	9 (8%) 12 9	79, 132, 238, 489	0
44	YY	102/110 (92%)	-0.01	3 (2%) 55 40	63, 103, 175, 385	0
45	RZ	183/206 (88%)	0.95	33 (18%) 2 2	123, 195, 338, 497	0
45	YZ	183/206 (88%)	0.66	23 (12%) 5 5	76, 148, 434, 554	0
46	R0	82/85 (96%)	0.30	7 (8%) 13 10	69, 114, 152, 188	0
46	Y0	82/85 (96%)	0.00	1 (1%) 81 69	47, 70, 126, 171	0
47	R1	97/98 (98%)	0.36	4 (4%) 41 29	58, 95, 208, 261	0
47	Y1	97/98 (98%)	0.08	3 (3%) 52 38	45, 72, 181, 340	0
48	R2	69/72 (95%)	-0.18	0 100 100	80, 129, 215, 245	0
48	Y2	69/72 (95%)	-0.03	0 100 100	60, 88, 176, 274	0
49	R3	59/60 (98%)	0.25	3 (5%) 32 22	82, 121, 199, 517	0
49	Y3	59/60 (98%)	0.01	2 (3%) 49 35	55, 76, 140, 319	0
50	R4	71/71 (100%)	1.30	17 (23%) 1 1	132, 253, 520, 577	0
50	Y4	71/71 (100%)	0.82	10 (14%) 4 3	103, 196, 455, 567	0
51	R5	59/60 (98%)	0.27	5 (8%) 13 10	46, 95, 288, 394	0
51	Y5	57/60 (95%)	0.13	1 (1%) 71 58	23, 73, 267, 342	0
52	R6	49/54 (90%)	0.68	2 (4%) 41 29	88, 156, 225, 300	0
52	Y6	49/54 (90%)	0.65	5 (10%) 9 7	53, 118, 199, 327	0
53	R7	49/49 (100%)	-0.23	0 100 100	38, 65, 157, 188	0
53	Y7	49/49 (100%)	-0.16	1 (2%) 68 54	26, 48, 108, 212	0
54	R8	64/65 (98%)	0.01	0 100 100	53, 93, 152, 285	0
54	Y8	64/65 (98%)	-0.11	0 100 100	29, 61, 107, 272	0
55	R9	37/37 (100%)	1.31	8 (21%) 1 1	92, 141, 227, 400	0
55	Y9	37/37 (100%)	0.79	2 (5%) 29 20	45, 101, 162, 378	0
56	Z7	8/12 (66%)	0.80	0 100 100	115, 174, 254, 280	0
56	Z8	8/12 (66%)	0.42	0 100 100	124, 137, 204, 234	0
All	All	21045/21776 (96%)	0.23	1028 (4%) 33 23	23, 99, 241, 583	0

All (1028) RSRZ outliers are listed below:

Mol	Chain	Res	Type	RSRZ
28	YE	205	ALA	23.4
1	QA	1032	A	16.5
25	RA	1100	C	16.1
25	RA	1068	G	15.3
23	XW	20	U	13.9
25	YA	1097	U	13.1
25	RA	1092	C	13.0
45	YZ	177	PRO	12.9
25	RA	1084	A	12.7
25	RA	1096	A	12.6
25	RA	1099	G	11.0
23	QW	21	A	10.9
25	RA	1065	U	10.8
25	YA	2801	A	10.0
25	RA	1078	U	9.8
1	QA	1027	C	9.8
25	RA	1059	G	9.0
25	RA	1066	U	8.9
25	RA	889	C	8.9
25	RA	1093	G	8.8
25	RA	1064	C	8.7
25	RA	2116	G	8.7
45	YZ	115	GLY	8.6
25	RA	1095	A	8.1
25	RA	2802	G	7.9
25	RA	2894	G	7.9
25	RA	279	C	7.9
25	RA	885	C	7.8
25	RA	1058	G	7.8
25	YA	2799	A	7.8
1	QA	1033	G	7.7
25	YA	1536	A	7.6
25	YA	884	C	7.6
1	QA	1026	G	7.6
25	YA	1068	G	7.6
11	QK	129	SER	7.6
45	RZ	114	GLY	7.5
25	YA	2173	A	7.5
28	RE	205	ALA	7.5
24	QX	13	A	7.4
45	RZ	144	LEU	7.4
1	XA	1032	A	7.3
25	RA	2799	A	7.3

Continued on next page...

Continued from previous page...

Mol	Chain	Res	Type	RSRZ
25	RA	1101	U	7.2
25	RA	1067	A	7.2
25	YA	1096	A	7.1
45	YZ	113	ALA	7.0
49	R3	60	GLU	6.9
25	YA	896	A	6.9
25	RA	1077	A	6.9
21	QU	25	LYS	6.9
25	RA	2801	A	6.9
7	QG	81	GLY	6.9
1	QA	1034	G	6.9
50	Y4	66	SER	6.8
28	YE	204	ALA	6.8
23	XW	21	A	6.7
25	RA	2167	U	6.7
25	YA	2125	G	6.7
25	YA	890	A	6.6
25	YA	2167	U	6.6
25	YA	2132	U	6.5
25	RA	1063	G	6.5
5	QE	155	GLU	6.5
25	YA	1098	A	6.5
25	RA	2173	A	6.4
23	XW	17	C	6.4
50	R4	61	ARG	6.4
23	XW	55	U	6.2
25	RA	1097	U	6.2
25	RA	546	C	6.2
31	RH	82	GLY	6.2
25	RA	1091	G	6.2
1	XA	81	G	6.1
1	XA	1031	G	6.1
25	RA	2168	G	6.1
25	YA	2791	C	6.1
25	YA	2798	C	6.1
20	XT	106	ALA	6.0
25	RA	2174	C	6.0
2	QB	38	GLY	6.0
45	RZ	145	GLU	6.0
45	RZ	113	ALA	6.0
45	RZ	107	THR	5.9
3	QC	103	VAL	5.9

Continued on next page...

Continued from previous page...

Mol	Chain	Res	Type	RSRZ
2	XB	240	GLN	5.9
11	QK	128	ALA	5.9
2	QB	21	ARG	5.8
1	QA	1531	A	5.8
2	XB	4	GLU	5.8
11	XK	129	SER	5.8
25	RA	2795	G	5.8
25	YA	889	C	5.8
40	RU	118	GLY	5.8
7	QG	82	GLY	5.8
25	RA	1088	A	5.8
45	YZ	114	GLY	5.7
25	RA	2118	U	5.7
50	R4	56	VAL	5.7
23	QW	48	C	5.6
51	R5	60	VAL	5.6
18	XR	88	LYS	5.6
24	XX	13	A	5.6
45	RZ	177	PRO	5.5
1	XA	344	A	5.5
23	QW	6	G	5.5
10	QJ	36	GLY	5.5
45	RZ	93	ASP	5.5
23	XW	56	C	5.5
30	RG	27	ASN	5.4
25	RA	887	A	5.4
45	YZ	176	PRO	5.4
25	RA	890	A	5.4
25	YA	2894	G	5.3
40	RU	117	GLN	5.3
3	XC	194	GLY	5.3
25	YA	1076	C	5.3
25	RA	878	A	5.2
25	YA	2790	A	5.2
1	QA	1032(A)	G	5.2
25	RA	1075	C	5.2
25	RA	1094	U	5.2
25	YA	1084	A	5.1
23	XW	61	C	5.1
25	RA	654	A	5.1
1	XA	1025	U	5.1
16	XP	83	GLU	5.1

Continued on next page...

Continued from previous page...

Mol	Chain	Res	Type	RSRZ
25	RA	2794	C	5.1
25	YA	1058	G	5.1
28	RE	69	LYS	5.1
1	XA	1451	A	5.0
23	XW	16	U	5.0
31	RH	24	VAL	5.0
1	QA	1032(B)	G	5.0
19	QS	27	GLU	5.0
50	R4	40	HIS	5.0
25	YA	277	C	5.0
23	QW	46	G	5.0
45	YZ	116	VAL	5.0
25	RA	1098	A	4.9
2	QB	35	GLU	4.9
44	RY	52	SER	4.9
25	RA	2119	A	4.9
31	RH	31	GLY	4.9
35	RP	118	GLY	4.9
23	QW	22	G	4.9
1	XA	1260	C	4.9
23	XW	14	A	4.9
3	QC	90	GLU	4.9
23	XW	24	G	4.8
25	RA	1053	C	4.8
31	YH	2	SER	4.8
25	YA	1057	A	4.8
25	RA	1052	C	4.8
2	QB	19	HIS	4.8
23	QW	47	U	4.8
52	R6	5	VAL	4.8
45	YZ	148	ASP	4.8
25	RA	2113	U	4.8
23	QW	45	U	4.8
50	R4	57	GLU	4.7
46	R0	5	LYS	4.7
50	R4	66	SER	4.7
25	YA	2126	A	4.7
50	Y4	40	HIS	4.7
45	YZ	149	SER	4.7
23	QW	20	U	4.6
7	QG	156	TRP	4.6
20	QT	102	GLY	4.6

Continued on next page...

Continued from previous page...

Mol	Chain	Res	Type	RSRZ
2	QB	240	GLN	4.6
6	XF	66	GLU	4.6
1	XA	1531	A	4.6
1	XA	1033	G	4.6
25	RA	11	G	4.6
25	RA	1060	U	4.6
25	RA	1061	U	4.6
25	RA	1074	G	4.6
45	YZ	179	ASP	4.6
25	RA	2797	U	4.6
1	XA	77	C	4.6
25	RA	2112	G	4.6
45	RZ	108	PRO	4.6
25	RA	2798	C	4.6
25	RA	1108	U	4.5
44	YY	50	ARG	4.5
1	QA	88	C	4.5
1	QA	81	G	4.5
22	QV	47	U	4.5
25	YA	2795	G	4.5
25	RA	645	C	4.5
25	YA	899	A	4.5
55	R9	36	GLN	4.5
23	XW	23	A	4.5
3	QC	105	GLU	4.5
1	QA	993	G	4.5
23	QW	49	C	4.5
25	RA	1085	A	4.5
1	XA	210	U	4.5
6	XF	36	ARG	4.5
23	XW	35	A	4.5
25	RA	10	G	4.4
50	Y4	60	GLN	4.4
45	RZ	112	ARG	4.4
25	RA	894	C	4.4
41	RV	45	THR	4.4
49	Y3	60	GLU	4.4
23	QW	55	U	4.4
25	RA	1107	G	4.4
6	XF	38	GLU	4.3
25	YA	1078	U	4.3
25	YA	1077	A	4.3

Continued on next page...

Continued from previous page...

Mol	Chain	Res	Type	RSRZ
1	QA	1031	G	4.3
50	R4	60	GLN	4.3
25	RA	2169	A	4.3
1	XA	1161	C	4.3
2	QB	37	ASN	4.3
25	YA	887	A	4.3
19	XS	27	GLU	4.3
1	XA	80	G	4.3
1	QA	994	A	4.3
25	RA	1536	A	4.3
25	RA	1585	C	4.3
22	XV	47	U	4.3
12	QL	129	ALA	4.3
25	YA	1099	G	4.2
2	QB	36	ARG	4.2
23	QY	31	A	4.2
2	QB	40	HIS	4.2
10	QJ	33	GLN	4.2
23	XW	46	G	4.2
2	QB	4	GLU	4.2
31	RH	96	ALA	4.2
25	RA	896	A	4.2
25	RA	888	C	4.2
12	XL	129	ALA	4.2
25	RA	2895	U	4.2
51	Y5	54	GLY	4.2
45	RZ	176	PRO	4.1
1	QA	1029	G	4.1
25	YA	2116	G	4.1
25	RA	1071	G	4.1
41	RV	26	ASP	4.1
25	RA	884	C	4.1
9	XI	95	LYS	4.1
23	XW	34	G	4.1
50	R4	23	GLU	4.1
25	RA	2893	G	4.1
21	XU	26	LYS	4.1
1	QA	1028	C	4.1
23	XW	48	C	4.1
25	YA	2127	G	4.1
11	QK	11	LYS	4.1
45	YZ	173	ALA	4.1

Continued on next page...

Continued from previous page...

Mol	Chain	Res	Type	RSRZ
1	XA	1027	C	4.0
1	XA	1032(A)	G	4.0
23	XW	47	U	4.0
42	RW	1	MET	4.0
25	RA	1104	C	4.0
23	XW	45	U	4.0
25	YA	893	C	4.0
32	RI	144	VAL	4.0
39	YT	135	ALA	4.0
51	R5	54	GLY	4.0
41	YV	36	PRO	4.0
28	RE	68	ALA	4.0
25	YA	654	A	4.0
45	RZ	115	GLY	4.0
25	RA	1072	C	4.0
55	R9	35	ARG	4.0
1	XA	87	A	4.0
1	XA	1026	G	4.0
1	XA	1030	C	3.9
25	YA	886	C	3.9
31	RH	33	LEU	3.9
25	RA	2138	C	3.9
25	RA	1070	A	3.9
1	QA	208	U	3.9
23	XW	7	A	3.9
1	QA	485	G	3.9
25	RA	2152	G	3.9
3	QC	104	GLN	3.9
7	XG	156	TRP	3.9
25	YA	897	C	3.9
23	QW	50	U	3.9
16	QP	84	ALA	3.8
9	QI	8	GLY	3.8
25	YA	2794	C	3.8
31	RH	137	ASP	3.8
21	QU	26	LYS	3.8
25	YA	2131	G	3.8
25	RA	1055	G	3.8
25	YA	898	C	3.8
26	RB	17	C	3.8
45	RZ	92	SER	3.8
3	QC	87	LEU	3.8

Continued on next page...

Continued from previous page...

Mol	Chain	Res	Type	RSRZ
3	QC	101	LEU	3.8
20	QT	104	LEU	3.8
25	YA	1088	A	3.8
23	XW	62	C	3.8
23	XW	9	A	3.7
50	R4	70	GLY	3.7
25	RA	886	C	3.7
45	RZ	162	GLU	3.7
29	YF	133	ASN	3.7
23	XW	22	G	3.7
11	QK	127	LYS	3.7
42	RW	94	ASP	3.7
24	XX	22	A	3.7
31	YH	3	ARG	3.7
30	RG	182	LYS	3.7
1	XA	78	G	3.7
25	RA	654(A)	G	3.7
25	YA	1075	C	3.7
25	YA	878	A	3.7
2	QB	5	ILE	3.7
25	YA	1074	G	3.7
9	QI	53	VAL	3.7
23	QY	75	C	3.7
25	YA	1176	G	3.7
1	XA	76	G	3.6
31	RH	2	SER	3.6
3	XC	193	TYR	3.6
23	XW	36	A	3.6
46	R0	2	ALA	3.6
45	RZ	73	GLN	3.6
25	RA	2128	C	3.6
41	RV	27	ALA	3.6
25	YA	1508	A	3.6
31	RH	43	VAL	3.6
11	XK	11	LYS	3.6
45	RZ	111	VAL	3.6
36	RQ	141	GLN	3.6
42	RW	113	LYS	3.6
25	RA	1073	A	3.6
12	QL	127	GLU	3.6
9	QI	124	GLN	3.6
1	QA	1451	A	3.6

Continued on next page...

Continued from previous page...

Mol	Chain	Res	Type	RSRZ
23	XW	15	G	3.6
25	RA	2161	C	3.6
45	YZ	63	ASP	3.5
47	Y1	97	LEU	3.5
1	XA	1259	C	3.5
50	R4	51	ASP	3.5
25	RA	1102	C	3.5
25	RA	1534	G	3.5
25	YA	2797	U	3.5
9	QI	95	LYS	3.5
25	RA	2153	G	3.5
45	YZ	112	ARG	3.5
25	YA	2109	U	3.5
45	RZ	179	ASP	3.5
25	RA	1508	A	3.5
25	RA	1049	C	3.5
10	QJ	90	LEU	3.5
36	RQ	1	MET	3.5
45	RZ	95	PRO	3.5
25	RA	1089	G	3.5
25	YA	275	G	3.5
25	YA	276	A	3.5
25	YA	2166	G	3.5
10	QJ	80	LYS	3.5
23	XW	8	U	3.5
25	RA	1113	U	3.5
13	XM	120	LYS	3.4
25	YA	883	G	3.4
50	Y4	51	ASP	3.4
25	RA	881	G	3.4
25	YA	1061	U	3.4
31	RH	23	ARG	3.4
25	RA	1057	A	3.4
22	QV	48	C	3.4
9	XI	8	GLY	3.4
44	RY	89	PHE	3.4
32	RI	86	THR	3.4
50	Y4	67	TYR	3.4
25	YA	2793	G	3.4
2	QB	39	ILE	3.4
25	RA	2154	G	3.4
25	RA	654(B)	C	3.4

Continued on next page...

Continued from previous page...

Mol	Chain	Res	Type	RSRZ
7	XG	85	TYR	3.3
1	XA	1032(B)	G	3.3
25	YA	2141	G	3.3
1	QA	1030	C	3.3
35	RP	116	GLY	3.3
1	QA	161	A	3.3
25	RA	2155	G	3.3
1	QA	1260	C	3.3
23	XW	54	U	3.3
23	XW	59	U	3.3
3	QC	68	VAL	3.3
39	YT	129	ARG	3.3
2	QB	112	VAL	3.3
45	RZ	122	ARG	3.3
2	QB	238	LEU	3.3
3	QC	107	GLN	3.3
7	QG	85	TYR	3.3
23	QW	35	A	3.3
45	YZ	175	VAL	3.3
49	R3	2	PRO	3.3
9	QI	93	ARG	3.3
25	RA	2114	A	3.3
25	RA	1087	G	3.3
25	YA	2833	G	3.3
25	RA	1177	A	3.3
50	Y4	53	GLU	3.3
1	XA	1450	U	3.3
25	RA	1076	C	3.3
25	YA	1059	G	3.3
23	QW	7	A	3.3
25	RA	1103	A	3.3
33	YN	134	ARG	3.3
25	YA	546	C	3.2
24	XX	14	A	3.2
5	QE	154	GLY	3.2
25	RA	1069	A	3.2
22	QV	20	U	3.2
36	RQ	140	ALA	3.2
25	RA	882	G	3.2
1	XA	630	G	3.2
33	YN	133	GLN	3.2
1	XA	1258	G	3.2

Continued on next page...

Continued from previous page...

Mol	Chain	Res	Type	RSRZ
23	QW	34	G	3.2
25	RA	545	G	3.2
25	RA	883	G	3.2
50	R4	62	ARG	3.2
1	XA	96	G	3.2
25	RA	2156	G	3.2
25	YA	2893	G	3.2
25	YA	2133	G	3.2
19	QS	64	GLU	3.2
25	RA	278	A	3.2
32	RI	10	GLU	3.2
25	RA	879	G	3.2
6	QF	84	ASN	3.1
50	Y4	39	CYS	3.1
30	RG	25	TYR	3.1
25	RA	1082	U	3.1
4	QD	86	LYS	3.1
10	QJ	34	VAL	3.1
50	R4	6	HIS	3.1
25	YA	2803	C	3.1
44	RY	50	ARG	3.1
25	YA	2892	A	3.1
21	QU	24	ARG	3.1
25	YA	2130	U	3.1
23	XW	53	G	3.1
25	YA	1173	G	3.1
11	XK	127	LYS	3.1
1	XA	345	C	3.1
21	QU	18	TYR	3.1
23	QW	56	C	3.1
25	RA	2791	C	3.1
25	YA	654(B)	C	3.1
1	XA	412	A	3.1
14	QN	8	GLU	3.1
23	QW	65	G	3.1
9	QI	110	GLU	3.1
28	YE	41	LYS	3.1
25	YA	654(A)	G	3.1
32	RI	16	GLY	3.1
31	RH	136	ILE	3.0
10	XJ	34	VAL	3.0
25	RA	893	C	3.0

Continued on next page...

Continued from previous page...

Mol	Chain	Res	Type	RSRZ
26	RB	16	G	3.0
28	RE	204	ALA	3.0
9	QI	125	TYR	3.0
23	QW	9	A	3.0
44	RY	45	VAL	3.0
47	R1	97	LEU	3.0
25	RA	2833	G	3.0
25	YA	2154	G	3.0
50	R4	67	TYR	3.0
31	RH	34	GLU	3.0
1	QA	89	U	3.0
25	RA	2132	U	3.0
30	RG	88	ILE	3.0
40	YU	117	GLN	3.0
25	RA	2125	G	3.0
25	YA	2155	G	3.0
45	YZ	144	LEU	3.0
25	YA	2161	C	3.0
5	QE	6	PHE	3.0
23	QW	15	G	3.0
25	YA	2896	C	3.0
25	RA	2171	A	3.0
45	RZ	154	ASP	3.0
52	Y6	6	ARG	3.0
21	XU	25	LYS	3.0
25	RA	2146	C	3.0
25	YA	1079	C	3.0
28	RE	18	ASP	3.0
23	QW	19	G	3.0
51	R5	59	GLU	3.0
1	QA	1450	U	3.0
45	YZ	172	ALA	3.0
7	QG	5	ARG	3.0
9	XI	119	ALA	3.0
25	YA	1174	A	3.0
4	XD	45	GLN	3.0
2	XB	6	THR	3.0
39	RT	137	LYS	3.0
1	QA	1047	G	2.9
2	XB	5	ILE	2.9
38	RS	109	GLY	2.9
25	RA	2139	C	2.9

Continued on next page...

Continued from previous page...

Mol	Chain	Res	Type	RSRZ
25	YA	2164	C	2.9
1	XA	631	G	2.9
3	XC	100	ALA	2.9
31	RH	46	GLU	2.9
25	RA	917	A	2.9
25	YA	885	C	2.9
1	QA	1009	G	2.9
25	RA	880	G	2.9
1	QA	1000	A	2.9
30	RG	89	GLY	2.9
25	YA	270(E)	G	2.9
25	RA	1018	C	2.9
25	YA	547	A	2.9
41	RV	28	GLU	2.9
23	QY	30	G	2.9
4	XD	38	TYR	2.9
9	QI	36	TYR	2.9
13	XM	121	LYS	2.9
2	XB	35	GLU	2.9
31	RH	47	GLU	2.9
9	QI	117	HIS	2.9
15	QO	89	GLY	2.9
31	YH	136	ILE	2.9
23	QW	16	U	2.9
25	RA	362	U	2.9
44	RY	55	TYR	2.9
35	YP	13	ASN	2.9
25	RA	1509	C	2.9
41	RV	64	HIS	2.9
1	XA	1046	A	2.8
25	RA	1111	A	2.8
25	YA	892	G	2.8
1	QA	1278	U	2.8
18	QR	54	ARG	2.8
23	QW	8	U	2.8
45	RZ	183	LEU	2.8
28	YE	69	LYS	2.8
3	QC	161	GLU	2.8
1	QA	1129	C	2.8
1	XA	1043	C	2.8
1	QA	1021	G	2.8
9	XI	110	GLU	2.8

Continued on next page...

Continued from previous page...

Mol	Chain	Res	Type	RSRZ
29	YF	134	GLY	2.8
55	R9	13	LYS	2.8
29	RF	133	ASN	2.8
36	RQ	138	ASP	2.8
1	QA	842	C	2.8
25	YA	894	C	2.8
26	RB	54	G	2.8
42	YW	113	LYS	2.8
55	R9	34	GLN	2.8
45	YZ	159	PRO	2.8
45	RZ	155	LEU	2.8
2	QB	116	GLU	2.8
23	XW	12	U	2.8
1	QA	1036	G	2.8
2	QB	79	ASP	2.8
23	QW	5	G	2.8
25	RA	2141	G	2.8
18	QR	20	ALA	2.8
24	XX	15	A	2.8
25	RA	1056	G	2.8
14	QN	61	TRP	2.8
25	RA	2140	C	2.8
55	R9	9	ARG	2.8
10	XJ	101	VAL	2.8
25	YA	2168	G	2.8
39	YT	136	GLN	2.8
25	RA	1083	U	2.8
5	QE	5	ASP	2.8
28	RE	1	MET	2.7
1	QA	210	U	2.7
36	YQ	141	GLN	2.7
45	YZ	178	GLU	2.7
25	RA	2110	G	2.7
25	RA	2166	G	2.7
25	YA	1063	G	2.7
25	YA	1422	G	2.7
13	QM	120	LYS	2.7
20	QT	103	GLY	2.7
23	XW	13	C	2.7
26	RB	56	G	2.7
44	YY	52	SER	2.7
25	RA	229	A	2.7

Continued on next page...

Continued from previous page...

Mol	Chain	Res	Type	RSRZ
45	YZ	104	PHE	2.7
25	RA	1173	G	2.7
25	YA	1060	U	2.7
9	QI	126	SER	2.7
46	Y0	3	HIS	2.7
28	YE	68	ALA	2.7
32	RI	60	GLU	2.7
23	QW	36	A	2.7
24	QX	14	A	2.7
25	YA	2119	A	2.7
26	RB	53	A	2.7
23	XW	52	G	2.7
25	YA	880	G	2.7
32	YI	107	VAL	2.7
23	QW	54	U	2.7
2	QB	228	GLY	2.7
10	QJ	4	ILE	2.7
10	XJ	36	GLY	2.7
2	XB	229	VAL	2.7
25	YA	2802	G	2.7
47	R1	98	LEU	2.7
51	R5	52	TYR	2.7
41	RV	1	MET	2.7
24	XX	21	C	2.7
1	QA	1025	U	2.7
3	QC	147	LYS	2.7
1	XA	79	G	2.7
10	XJ	73	ASP	2.7
47	Y1	96	LYS	2.7
2	XB	37	ASN	2.7
1	XA	1129	C	2.7
25	YA	2175	C	2.7
2	QB	231	GLU	2.7
23	XW	6	G	2.7
25	YA	362	U	2.7
45	YZ	174	VAL	2.7
25	RA	1112	G	2.7
25	YA	1093	G	2.7
3	QC	59	ARG	2.6
25	RA	897	C	2.6
10	XJ	61	GLU	2.6
35	RP	94	GLU	2.6

Continued on next page...

Continued from previous page...

Mol	Chain	Res	Type	RSRZ
1	XA	999	U	2.6
2	XB	96	ARG	2.6
12	XL	128	ALA	2.6
25	RA	2151	G	2.6
25	YA	1421	G	2.6
25	RA	6	A	2.6
25	RA	1586	A	2.6
1	QA	1113	C	2.6
45	RZ	156	LYS	2.6
31	RH	35	VAL	2.6
3	QC	162	GLN	2.6
9	QI	94	ALA	2.6
1	QA	1024	G	2.6
23	QW	53	G	2.6
25	YA	2162	G	2.6
25	YA	888	C	2.6
7	QG	86	GLN	2.6
1	XA	993	G	2.6
23	QY	29	G	2.6
25	RA	2793	G	2.6
25	YA	2629	A	2.6
30	YG	89	GLY	2.6
19	QS	85	LYS	2.6
52	Y6	26	ASN	2.6
25	RA	2175	C	2.6
25	RA	2630	G	2.6
2	QB	193	ASP	2.6
1	QA	1046	A	2.6
25	RA	2896	C	2.6
23	QY	28	G	2.6
10	XJ	71	LEU	2.6
36	YQ	138	ASP	2.6
25	RA	1545	A	2.6
25	YA	1095	A	2.6
25	RA	1914	C	2.6
25	YA	1100	C	2.6
45	RZ	159	PRO	2.6
23	QW	24	G	2.6
45	RZ	143	GLY	2.6
1	XA	91	C	2.6
1	XA	73	G	2.5
1	XA	92	G	2.5

Continued on next page...

Continued from previous page...

Mol	Chain	Res	Type	RSRZ
25	RA	1062	G	2.5
55	R9	1	MET	2.5
2	QB	234	PRO	2.5
36	RQ	33	GLY	2.5
2	QB	113	HIS	2.5
10	XJ	37	PRO	2.5
15	QO	28	GLN	2.5
7	QG	4	ARG	2.5
33	RN	9	VAL	2.5
10	QJ	59	SER	2.5
47	Y1	98	LEU	2.5
31	RH	36	PRO	2.5
44	RY	103	GLY	2.5
12	XL	127	GLU	2.5
6	XF	55	ASP	2.5
5	XE	154	GLY	2.5
25	YA	1062	G	2.5
25	YA	2110	G	2.5
1	XA	1212	U	2.5
23	QW	59	U	2.5
28	RE	200	GLU	2.5
30	YG	79	ASN	2.5
52	Y6	5	VAL	2.5
7	XG	78	ARG	2.5
1	QA	1087	G	2.5
1	QA	1323	G	2.5
44	YY	99	CYS	2.5
2	QB	233	SER	2.5
27	RD	2	ALA	2.5
9	QI	116	LYS	2.5
25	RA	895	U	2.5
3	XC	15	THR	2.5
23	QW	64	A	2.5
25	RA	88	G	2.5
25	RA	892	G	2.5
25	RA	899	A	2.5
32	RI	123	LEU	2.5
3	QC	155	GLY	2.5
46	R0	8	GLY	2.5
46	R0	4	LYS	2.5
47	R1	55	GLY	2.5
32	YI	65	ALA	2.5

Continued on next page...

Continued from previous page...

Mol	Chain	Res	Type	RSRZ
25	RA	214	G	2.5
25	RA	1176	G	2.5
25	YA	2112	G	2.5
19	XS	85	LYS	2.5
25	RA	1026	U	2.5
46	R0	7	LEU	2.5
5	QE	24	ARG	2.5
11	XK	12	ARG	2.5
52	Y6	29	ASN	2.5
1	QA	1035	A	2.5
1	QA	856	C	2.5
32	RI	85	GLU	2.5
5	XE	155	GLU	2.4
18	QR	88	LYS	2.4
25	RA	1054	A	2.4
33	RN	134	ARG	2.4
44	RY	56	PRO	2.4
1	XA	1131	G	2.4
3	XC	99	VAL	2.4
9	XI	106	ALA	2.4
50	R4	20	ASN	2.4
35	RP	105	LEU	2.4
1	QA	1236	A	2.4
3	QC	98	ASN	2.4
25	RA	1545(A)	A	2.4
25	YA	1507	A	2.4
1	XA	1137	C	2.4
25	RA	1121	C	2.4
25	RA	2137	C	2.4
25	YA	270(D)	C	2.4
2	QB	229	VAL	2.4
10	QJ	74	ILE	2.4
35	RP	117	GLU	2.4
3	XC	76	VAL	2.4
1	XA	1034	G	2.4
23	QW	63	G	2.4
25	RA	2133	G	2.4
19	XS	84	GLY	2.4
25	RA	2170	A	2.4
31	RH	32	GLU	2.4
2	QB	125	PRO	2.4
23	QW	13	C	2.4

Continued on next page...

Continued from previous page...

Mol	Chain	Res	Type	RSRZ
25	RA	654(T)	C	2.4
29	YF	8	GLN	2.4
30	RG	26	GLN	2.4
7	QG	74	GLU	2.4
25	RA	1114	G	2.4
45	RZ	163	LEU	2.4
22	QV	21	A	2.4
50	R4	22	ILE	2.4
36	RQ	32	TYR	2.4
26	RB	117	G	2.4
25	YA	229	A	2.4
25	YA	2117	A	2.4
25	RA	270(O)	U	2.4
35	RP	120	ALA	2.4
1	QA	1045	C	2.4
23	QY	74	C	2.4
25	RA	2111	C	2.4
45	YZ	107	THR	2.4
52	R6	6	ARG	2.4
25	YA	2156	G	2.4
25	YA	2157	G	2.4
30	RG	52	ILE	2.4
16	XP	62	VAL	2.4
35	RP	1	MET	2.4
37	RR	59	ASP	2.4
4	XD	44	GLY	2.4
26	RB	31	C	2.4
38	RS	83	LYS	2.4
30	RG	40	ASN	2.4
25	RA	2100	G	2.4
31	RH	83	TYR	2.4
23	QW	62	C	2.4
25	RA	273(F)	C	2.4
25	YA	645	C	2.4
10	QJ	83	GLU	2.4
29	YF	16	GLY	2.4
1	XA	998	G	2.4
3	XC	88	ARG	2.4
15	QO	15	PHE	2.4
25	RA	2629	A	2.4
25	YA	1888	G	2.4
50	R4	49	PHE	2.4

Continued on next page...

Continued from previous page...

Mol	Chain	Res	Type	RSRZ
1	QA	1303	C	2.3
25	RA	1505	C	2.3
9	XI	94	ALA	2.3
45	RZ	116	VAL	2.3
1	QA	162	A	2.3
45	YZ	147	GLY	2.3
25	RA	274	G	2.3
25	RA	2160	G	2.3
25	RA	2803	C	2.3
9	XI	105	ASP	2.3
39	YT	112	ARG	2.3
3	QC	89	GLU	2.3
32	RI	7	GLU	2.3
25	RA	918	A	2.3
26	RB	29	A	2.3
1	XA	856	C	2.3
1	XA	1028(B)	C	2.3
25	YA	2165	G	2.3
51	R5	55	ARG	2.3
11	QK	118	GLY	2.3
10	XJ	6	ILE	2.3
26	RB	78	A	2.3
14	QN	38	GLY	2.3
23	QW	11	C	2.3
25	YA	1532	C	2.3
10	QJ	58	ASP	2.3
25	RA	270(M)	U	2.3
26	RB	55	U	2.3
41	YV	26	ASP	2.3
22	XV	48	C	2.3
25	RA	1079	C	2.3
3	XC	101	LEU	2.3
1	QA	1086	U	2.3
25	RA	654(S)	G	2.3
25	YA	2792	G	2.3
28	RE	158	GLY	2.3
50	Y4	1	MET	2.3
25	YA	2140	C	2.3
31	RH	75	ALA	2.3
5	QE	19	MET	2.3
55	Y9	30	PRO	2.3
25	YA	2151	G	2.3

Continued on next page...

Continued from previous page...

Mol	Chain	Res	Type	RSRZ
6	QF	39	LYS	2.3
25	RA	2411	A	2.3
31	RH	25	LYS	2.3
32	YI	66	GLU	2.3
35	RP	119	GLU	2.3
10	QJ	91	PRO	2.2
31	RH	95	ARG	2.3
1	QA	1156	G	2.2
25	RA	1017	G	2.2
3	QC	50	ALA	2.2
22	XV	20	U	2.2
46	R0	61	ALA	2.2
17	XQ	79	SER	2.2
9	QI	7	THR	2.2
49	Y3	59	VAL	2.2
41	RV	17	GLY	2.2
7	QG	6	ARG	2.2
31	YH	59	ARG	2.2
20	QT	9	ASN	2.2
25	RA	2349	G	2.2
25	YA	2124	G	2.2
2	XB	228	GLY	2.2
1	QA	82	U	2.2
25	RA	861	A	2.2
31	RH	39	PRO	2.2
45	RZ	96	VAL	2.2
25	RA	1478	G	2.2
25	RA	2104	G	2.2
26	RB	102	G	2.2
23	XW	67	C	2.2
30	RG	76	SER	2.2
30	RG	2	PRO	2.2
33	RN	8	GLN	2.2
1	QA	1122	U	2.2
31	RH	135	GLY	2.2
45	RZ	23	LYS	2.2
24	QX	15	A	2.2
23	XW	19	G	2.2
25	RA	1299	G	2.2
31	RH	4	ILE	2.2
7	XG	52	GLU	2.2
28	YE	37	ARG	2.2

Continued on next page...

Continued from previous page...

Mol	Chain	Res	Type	RSRZ
29	RF	134	GLY	2.2
45	RZ	2	GLU	2.2
10	XJ	4	ILE	2.2
22	QV	46	G	2.2
1	XA	1257	U	2.2
30	RG	97	ASP	2.2
49	R3	58	VAL	2.2
1	QA	1269	A	2.2
44	RY	58	GLY	2.2
3	QC	86	VAL	2.2
55	Y9	1	MET	2.2
25	YA	1171	G	2.2
26	YB	87	G	2.2
32	RI	57	ARG	2.2
1	QA	1008	C	2.2
3	QC	194	GLY	2.2
16	QP	48	TRP	2.2
2	QB	230	VAL	2.2
4	QD	42	GLN	2.2
25	YA	1066	U	2.2
25	YA	270(N)	G	2.2
36	RQ	139	GLU	2.2
23	XY	41	C	2.1
46	R0	3	HIS	2.1
11	QK	41	THR	2.1
55	R9	24	TYR	2.1
25	RA	1726	G	2.1
32	YI	117	GLU	2.1
25	YA	1070	A	2.1
23	QY	32	U	2.1
11	QK	12	ARG	2.1
43	YX	66	LEU	2.1
45	RZ	55	HIS	2.1
44	RY	47	LYS	2.1
25	YA	877	U	2.1
23	QY	41	C	2.1
30	RG	28	VAL	2.1
50	Y4	50	VAL	2.1
3	QC	102	ASN	2.1
25	RA	1048	A	2.1
26	RB	18	G	2.1
3	QC	72	LYS	2.1

Continued on next page...

Continued from previous page...

Mol	Chain	Res	Type	RSRZ
25	YA	1178	C	2.1
37	YR	1	MET	2.1
1	QA	570	G	2.1
25	YA	281	G	2.1
32	RI	8	PRO	2.1
21	QU	22	ARG	2.1
25	YA	2897	U	2.1
39	RT	125	ARG	2.1
3	QC	91	LEU	2.1
19	XS	28	LYS	2.1
6	XF	57	GLN	2.1
9	QI	54	ASP	2.1
12	QL	128	ALA	2.1
30	RG	46	ALA	2.1
25	YA	270(O)	U	2.1
25	YA	654(S)	G	2.1
25	YA	1534	G	2.1
25	YA	2153	G	2.1
2	XB	36	ARG	2.1
10	QJ	5	ARG	2.1
50	Y4	61	ARG	2.1
10	XJ	100	THR	2.1
23	XW	11	C	2.1
25	YA	1585	C	2.1
26	RB	27	C	2.1
2	QB	23	ARG	2.1
9	XI	128	ARG	2.1
50	R4	50	VAL	2.1
25	RA	363(A)	A	2.1
25	RA	1510	A	2.1
25	YA	2171	A	2.1
45	RZ	110	GLY	2.1
19	QS	10	PHE	2.1
25	RA	175	G	2.1
30	RG	80	PHE	2.1
40	RU	29	SER	2.1
40	RU	91	ASP	2.1
52	Y6	37	ARG	2.1
1	XA	998(A)	C	2.1
31	YH	72	ILE	2.1
45	YZ	117	LEU	2.1
2	XB	21	ARG	2.1

Continued on next page...

Continued from previous page...

Mol	Chain	Res	Type	RSRZ
7	XG	4	ARG	2.1
1	QA	196	A	2.1
1	QA	1256	A	2.1
2	XB	156	LYS	2.1
25	RA	654(U)	A	2.1
30	RG	53	LEU	2.1
1	QA	79	G	2.1
1	QA	855	G	2.1
25	YA	2123	G	2.1
1	QA	1270	C	2.1
2	XB	40	HIS	2.1
20	XT	9	ASN	2.1
23	QW	66	U	2.1
53	Y7	48	LYS	2.1
2	QB	33	TYR	2.1
1	XA	221	C	2.1
1	XA	442	C	2.1
25	RA	280	C	2.1
25	RA	1042	G	2.1
25	RA	1109	C	2.1
25	RA	1448	G	2.1
27	YD	26	LYS	2.1
2	XB	135	GLN	2.1
22	QV	59	A	2.0
25	RA	653	A	2.0
25	RA	2164	C	2.0
1	QA	1271	G	2.0
1	XA	1160	G	2.0
36	YQ	60	ARG	2.0
9	QI	91	ASP	2.0
15	XO	21	ASP	2.0
30	RG	50	ALA	2.0
22	XV	16	C	2.0
25	YA	2129	C	2.0
26	RB	79	C	2.0
9	XI	127	LYS	2.0
25	RA	1122	G	2.0
1	QA	1004	A	2.0
45	YZ	21	ALA	2.0
13	XM	119	GLY	2.0
33	RN	127	ASP	2.0
1	QA	1001	G	2.0

Continued on next page...

Continued from previous page...

Mol	Chain	Res	Type	RSRZ
45	RZ	13	GLU	2.0
55	R9	6	SER	2.0
7	QG	80	VAL	2.0
10	QJ	73	ASP	2.0
25	RA	1637	A	2.0
19	QS	79	THR	2.0
3	QC	96	GLY	2.0
25	YA	1179	C	2.0
47	R1	93	GLU	2.0
50	R4	25	TYR	2.0
25	YA	882	G	2.0
30	RG	79	ASN	2.0
38	RS	9	ARG	2.0
43	RX	92	LEU	2.0
11	XK	119	CYS	2.0
25	RA	547	A	2.0
25	RA	2790	A	2.0
25	YA	1073	A	2.0
45	RZ	146	ILE	2.0

6.2 Non-standard residues in protein, DNA, RNA chains [i](#)

There are no non-standard protein/DNA/RNA residues in this entry.

6.3 Carbohydrates [i](#)

There are no carbohydrates in this entry.

6.4 Ligands [i](#)

In the following table, the Atoms column lists the number of modelled atoms in the group and the number defined in the chemical component dictionary. LLDF column lists the quality of electron density of the group with respect to its neighbouring residues in protein, DNA or RNA chains. The B-factors column lists the minimum, median, 95th percentile and maximum values of B factors of atoms in the group. The column labelled 'Q< 0.9' lists the number of atoms with occupancy less than 0.9.

Mol	Type	Chain	Res	Atoms	RSCC	RSR	LLDF	B-factors(Å ²)	Q<0.9
57	MG	YA	3247	1/1	0.97	1.06	69.19	29,29,29,29	0
57	MG	YA	3166	1/1	0.85	1.31	68.09	74,74,74,74	0

Continued on next page...

Continued from previous page...

Mol	Type	Chain	Res	Atoms	RSCC	RSR	LLDF	B-factors(\AA^2)	Q<0.9
57	MG	RA	3220	1/1	0.42	0.61	51.52	83,83,83,83	0
57	MG	RA	3239	1/1	0.76	0.95	47.58	90,90,90,90	0
57	MG	XA	1634	1/1	0.53	0.54	47.29	98,98,98,98	0
57	MG	RA	3062	1/1	0.96	0.82	44.23	28,28,28,28	0
57	MG	YA	3267	1/1	0.88	0.65	39.46	59,59,59,59	0
57	MG	RA	3196	1/1	0.63	0.41	38.04	108,108,108,108	0
57	MG	RA	3080	1/1	0.98	0.81	35.08	75,75,75,75	0
57	MG	RA	3159	1/1	0.58	0.75	34.56	72,72,72,72	0
57	MG	YA	3080	1/1	0.90	0.86	34.13	53,53,53,53	0
57	MG	RA	3034	1/1	0.97	0.85	33.22	42,42,42,42	0
57	MG	RA	3063	1/1	0.85	1.00	32.76	43,43,43,43	0
57	MG	YA	3255	1/1	0.96	0.64	31.54	34,34,34,34	0
57	MG	RA	3202	1/1	0.96	0.67	30.38	32,32,32,32	0
57	MG	YA	3233	1/1	0.73	0.59	29.73	58,58,58,58	0
57	MG	YA	3094	1/1	0.89	0.60	29.68	60,60,60,60	0
57	MG	YA	3026	1/1	0.98	0.98	28.95	30,30,30,30	0
57	MG	RA	3044	1/1	0.69	1.30	28.09	75,75,75,75	0
57	MG	RA	3217	1/1	0.34	0.66	26.57	133,133,133,133	0
57	MG	RA	3122	1/1	0.95	0.89	24.93	45,45,45,45	0
57	MG	YA	3086	1/1	0.96	0.52	24.80	28,28,28,28	0
57	MG	RA	3218	1/1	0.44	1.02	24.56	132,132,132,132	0
57	MG	YA	3031	1/1	0.96	0.73	24.23	37,37,37,37	0
57	MG	YA	3044	1/1	0.89	0.74	23.70	33,33,33,33	0
57	MG	RA	3005	1/1	0.91	0.63	22.94	31,31,31,31	0
57	MG	RA	3055	1/1	0.94	0.77	22.85	34,34,34,34	0
57	MG	YA	3009	1/1	0.96	0.62	21.94	25,25,25,25	0
57	MG	YA	3107	1/1	0.96	0.49	21.67	26,26,26,26	0
57	MG	YA	3015	1/1	0.94	0.59	21.49	29,29,29,29	0
57	MG	RA	3216	1/1	0.58	0.70	21.36	110,110,110,110	0
57	MG	RA	3078	1/1	0.93	0.72	21.21	54,54,54,54	0
57	MG	YA	3171	1/1	0.97	0.63	20.54	33,33,33,33	0
57	MG	XA	1650	1/1	0.38	0.68	20.09	60,60,60,60	0
57	MG	YA	3013	1/1	0.95	0.87	19.86	28,28,28,28	0
57	MG	RA	3020	1/1	0.97	0.75	19.58	33,33,33,33	0
57	MG	YA	3175	1/1	0.92	0.53	19.56	38,38,38,38	0
57	MG	YA	3253	1/1	0.98	0.90	19.25	55,55,55,55	0
57	MG	YA	3089	1/1	0.96	0.48	19.05	53,53,53,53	0
57	MG	YA	3103	1/1	0.98	0.59	18.98	31,31,31,31	0
57	MG	QA	1613	1/1	0.91	0.64	18.88	57,57,57,57	0
57	MG	RA	3236	1/1	0.98	0.85	18.69	46,46,46,46	0
57	MG	RA	3242	1/1	0.88	0.71	18.48	67,67,67,67	0

Continued on next page...

Continued from previous page...

Mol	Type	Chain	Res	Atoms	RSCC	RSR	LLDF	B-factors(\AA^2)	Q<0.9
57	MG	XA	1635	1/1	0.88	0.74	18.43	74,74,74,74	0
57	MG	YA	3143	1/1	0.91	0.47	18.35	60,60,60,60	0
57	MG	YA	3099	1/1	0.93	0.55	18.30	32,32,32,32	0
57	MG	YA	3170	1/1	0.90	0.65	18.15	38,38,38,38	0
57	MG	RA	3097	1/1	0.92	0.52	18.00	44,44,44,44	0
57	MG	YA	3057	1/1	0.98	0.80	17.96	33,33,33,33	0
57	MG	RA	3026	1/1	0.92	0.78	17.71	33,33,33,33	0
57	MG	RA	3031	1/1	0.94	0.51	17.54	52,52,52,52	0
57	MG	YA	3047	1/1	0.91	0.59	17.21	26,26,26,26	0
57	MG	RD	301	1/1	0.34	1.06	17.00	91,91,91,91	0
57	MG	YA	3006	1/1	0.81	0.70	16.98	59,59,59,59	0
57	MG	QA	1652	1/1	0.92	0.81	16.98	77,77,77,77	0
57	MG	YA	3004	1/1	0.95	0.41	16.76	50,50,50,50	0
57	MG	QA	1615	1/1	0.84	0.53	16.58	88,88,88,88	0
57	MG	XA	1655	1/1	0.87	0.80	16.11	53,53,53,53	0
57	MG	YA	3024	1/1	0.91	0.47	15.81	33,33,33,33	0
57	MG	YA	3141	1/1	0.59	0.39	15.46	69,69,69,69	0
57	MG	YA	3053	1/1	0.93	0.62	15.25	51,51,51,51	0
57	MG	YA	3190	1/1	0.79	0.58	15.22	51,51,51,51	0
57	MG	RA	3003	1/1	0.95	0.46	15.13	28,28,28,28	0
57	MG	YA	3049	1/1	0.97	0.42	14.77	27,27,27,27	0
57	MG	XA	1621	1/1	0.92	0.56	14.65	46,46,46,46	0
57	MG	RA	3059	1/1	0.98	0.34	14.65	30,30,30,30	0
57	MG	XA	1659	1/1	0.80	0.49	13.90	102,102,102,102	0
57	MG	YA	3178	1/1	0.38	0.50	13.67	64,64,64,64	0
57	MG	YA	3035	1/1	0.98	0.50	13.56	42,42,42,42	0
57	MG	QA	1665	1/1	0.94	0.48	12.78	82,82,82,82	0
57	MG	RA	3168	1/1	0.87	0.65	12.62	44,44,44,44	0
57	MG	XA	1670	1/1	0.72	0.44	12.40	47,47,47,47	0
57	MG	RA	3203	1/1	0.79	0.53	12.33	74,74,74,74	0
57	MG	YA	3098	1/1	0.97	0.57	11.93	29,29,29,29	0
57	MG	YA	3068	1/1	0.98	0.46	11.74	42,42,42,42	0
57	MG	QA	1649	1/1	0.41	0.62	11.67	104,104,104,104	0
57	MG	QA	1666	1/1	0.92	0.50	11.47	57,57,57,57	0
57	MG	RA	3058	1/1	0.98	0.29	11.45	49,49,49,49	0
57	MG	YA	3183	1/1	0.93	0.63	11.31	67,67,67,67	0
57	MG	XA	1603	1/1	0.95	0.42	11.21	43,43,43,43	0
57	MG	YA	3025	1/1	0.99	0.42	11.16	31,31,31,31	0
57	MG	YA	3011	1/1	0.97	0.42	11.07	29,29,29,29	0
57	MG	YA	3022	1/1	0.96	0.37	10.57	45,45,45,45	0
57	MG	YA	3108	1/1	0.96	0.37	10.29	33,33,33,33	0

Continued on next page...

Continued from previous page...

Mol	Type	Chain	Res	Atoms	RSCC	RSR	LLDF	B-factors(\AA^2)	Q<0.9
57	MG	RA	3194	1/1	0.90	0.45	10.23	51,51,51,51	0
57	MG	QA	1614	1/1	0.87	0.65	10.06	76,76,76,76	0
57	MG	RA	3086	1/1	0.95	0.77	9.92	53,53,53,53	0
57	MG	QA	1650	1/1	0.95	0.46	9.90	91,91,91,91	0
57	MG	XA	1604	1/1	0.90	1.06	9.88	64,64,64,64	0
57	MG	RA	3129	1/1	0.94	0.65	9.88	45,45,45,45	0
57	MG	RA	3015	1/1	0.95	0.50	9.87	26,26,26,26	0
57	MG	RA	3033	1/1	0.95	0.47	9.83	49,49,49,49	0
57	MG	YA	3002	1/1	0.94	0.47	9.81	37,37,37,37	0
57	MG	RA	3245	1/1	0.81	0.84	9.69	128,128,128,128	0
57	MG	YA	3206	1/1	0.84	0.38	9.67	88,88,88,88	0
57	MG	YA	3250	1/1	0.97	0.62	9.59	52,52,52,52	0
57	MG	RA	3144	1/1	0.89	0.51	9.25	70,70,70,70	0
57	MG	YA	3050	1/1	0.98	0.35	9.19	25,25,25,25	0
57	MG	YA	3214	1/1	0.80	0.44	9.14	244,244,244,244	0
57	MG	YA	3138	1/1	0.93	0.50	9.14	34,34,34,34	0
57	MG	YA	3229	1/1	0.51	0.35	9.11	36,36,36,36	0
57	MG	YA	3219	1/1	0.86	0.50	8.92	105,105,105,105	0
57	MG	RA	3118	1/1	0.69	0.63	8.87	44,44,44,44	0
57	MG	YA	3193	1/1	0.97	0.42	8.83	230,230,230,230	0
57	MG	QA	1640	1/1	0.82	0.35	8.74	78,78,78,78	0
57	MG	YA	3228	1/1	0.73	0.67	8.69	59,59,59,59	0
57	MG	YA	3201	1/1	0.64	0.42	8.68	61,61,61,61	0
57	MG	YA	3119	1/1	0.98	0.33	8.61	52,52,52,52	0
57	MG	YA	3033	1/1	0.97	0.54	8.50	28,28,28,28	0
57	MG	RA	3148	1/1	0.89	0.34	8.36	90,90,90,90	0
57	MG	YA	3023	1/1	0.97	0.31	8.34	39,39,39,39	0
57	MG	YA	3134	1/1	0.92	0.29	8.33	39,39,39,39	0
57	MG	YA	3156	1/1	0.69	0.40	8.28	58,58,58,58	0
57	MG	RA	3076	1/1	0.93	0.48	8.24	28,28,28,28	0
57	MG	XA	1619	1/1	0.92	0.37	8.17	46,46,46,46	0
57	MG	XA	1615	1/1	0.97	0.42	8.14	29,29,29,29	0
57	MG	RA	3119	1/1	0.98	0.43	8.13	76,76,76,76	0
57	MG	XA	1608	1/1	0.72	0.70	7.94	119,119,119,119	0
57	MG	YA	3276	1/1	0.94	0.40	7.92	37,37,37,37	0
57	MG	YA	3008	1/1	0.98	0.33	7.81	48,48,48,48	0
57	MG	RA	3243	1/1	0.88	0.64	7.77	32,32,32,32	0
57	MG	XA	1663	1/1	0.80	0.34	7.70	75,75,75,75	0
57	MG	RA	3093	1/1	0.96	0.53	7.25	34,34,34,34	0
57	MG	RA	3010	1/1	0.86	0.49	7.21	89,89,89,89	0
57	MG	YA	3188	1/1	0.93	0.42	7.12	39,39,39,39	0

Continued on next page...

Continued from previous page...

Mol	Type	Chain	Res	Atoms	RSCC	RSR	LLDF	B-factors(\AA^2)	Q<0.9
57	MG	RA	3154	1/1	0.95	0.43	7.11	42,42,42,42	0
57	MG	YA	3058	1/1	0.96	0.43	7.10	31,31,31,31	0
57	MG	RA	3050	1/1	0.87	0.36	7.04	46,46,46,46	0
57	MG	RA	3147	1/1	0.87	0.29	6.99	120,120,120,120	0
57	MG	RA	3006	1/1	0.92	0.48	6.96	25,25,25,25	0
57	MG	XA	1641	1/1	0.94	0.38	6.87	74,74,74,74	0
57	MG	YA	3037	1/1	0.91	0.37	6.83	50,50,50,50	0
57	MG	RA	3049	1/1	0.96	0.42	6.82	49,49,49,49	0
57	MG	YA	3196	1/1	0.91	0.28	6.78	34,34,34,34	0
57	MG	YA	3135	1/1	0.77	0.37	6.69	65,65,65,65	0
57	MG	XA	1629	1/1	0.85	0.42	6.66	104,104,104,104	0
57	MG	RA	3035	1/1	0.98	0.53	6.65	43,43,43,43	0
57	MG	YE	301	1/1	0.85	0.55	6.64	47,47,47,47	0
57	MG	RP	202	1/1	0.93	0.46	6.52	64,64,64,64	0
57	MG	RA	3157	1/1	0.65	0.53	6.47	54,54,54,54	0
57	MG	RA	3024	1/1	0.98	0.31	6.46	28,28,28,28	0
57	MG	YA	3100	1/1	0.95	0.48	6.37	40,40,40,40	0
57	MG	YA	3034	1/1	0.97	0.39	5.98	27,27,27,27	0
57	MG	RA	3104	1/1	0.98	0.44	5.94	42,42,42,42	0
57	MG	RA	3036	1/1	0.97	0.43	5.92	29,29,29,29	0
57	MG	RA	3115	1/1	0.90	0.42	5.89	82,82,82,82	0
57	MG	XA	1658	1/1	0.93	0.53	5.80	101,101,101,101	0
57	MG	YA	3088	1/1	0.92	0.35	5.78	26,26,26,26	0
57	MG	XA	1665	1/1	0.95	0.52	5.78	74,74,74,74	0
57	MG	RA	3042	1/1	0.98	0.29	5.77	53,53,53,53	0
57	MG	QA	1610	1/1	0.98	0.25	5.73	34,34,34,34	0
57	MG	RA	3212	1/1	0.71	0.54	5.72	89,89,89,89	0
57	MG	RA	3185	1/1	0.80	0.64	5.72	48,48,48,48	0
57	MG	RA	3133	1/1	0.83	0.41	5.72	118,118,118,118	0
57	MG	YA	3151	1/1	0.91	0.26	5.69	28,28,28,28	0
57	MG	YP	201	1/1	0.98	0.48	5.65	380,380,380,380	0
57	MG	YA	3028	1/1	0.97	0.32	5.61	25,25,25,25	0
57	MG	RA	3152	1/1	0.41	0.30	5.60	50,50,50,50	0
57	MG	YB	203	1/1	0.93	0.29	5.57	91,91,91,91	0
57	MG	YA	3113	1/1	0.94	0.32	5.47	50,50,50,50	0
57	MG	QF	201	1/1	0.83	0.54	5.43	166,166,166,166	0
57	MG	QA	1644	1/1	0.46	0.50	5.34	114,114,114,114	0
57	MG	XA	1610	1/1	0.98	0.29	5.03	32,32,32,32	0
57	MG	YA	3042	1/1	0.96	0.41	5.01	45,45,45,45	0
57	MG	YA	3123	1/1	0.95	0.29	4.91	51,51,51,51	0
57	MG	YA	3180	1/1	0.92	0.28	4.91	79,79,79,79	0

Continued on next page...

Continued from previous page...

Mol	Type	Chain	Res	Atoms	RSCC	RSR	LLDF	B-factors(\AA^2)	Q<0.9
57	MG	RA	3067	1/1	0.88	0.31	4.89	85,85,85,85	0
57	MG	YA	3202	1/1	0.92	0.30	4.83	54,54,54,54	0
57	MG	YA	3014	1/1	0.98	0.38	4.79	29,29,29,29	0
57	MG	RA	3087	1/1	0.96	0.49	4.78	54,54,54,54	0
57	MG	YA	3140	1/1	0.81	0.27	4.78	33,33,33,33	0
57	MG	RA	3019	1/1	0.94	0.34	4.73	61,61,61,61	0
57	MG	RA	3088	1/1	0.90	0.36	4.72	59,59,59,59	0
57	MG	RA	3099	1/1	0.76	0.33	4.60	48,48,48,48	0
57	MG	YA	3179	1/1	0.71	0.29	4.47	44,44,44,44	0
57	MG	QA	1607	1/1	0.81	0.36	4.47	124,124,124,124	0
57	MG	RA	3176	1/1	0.85	0.26	4.45	25,25,25,25	0
57	MG	RA	3039	1/1	0.91	0.44	4.43	36,36,36,36	0
57	MG	YA	3036	1/1	0.90	0.29	4.35	38,38,38,38	0
57	MG	RA	3096	1/1	0.96	0.27	4.32	36,36,36,36	0
57	MG	YA	3073	1/1	0.97	0.36	4.08	37,37,37,37	0
57	MG	QA	1660	1/1	0.79	0.33	4.01	193,193,193,193	0
57	MG	RA	3237	1/1	0.95	0.41	3.82	29,29,29,29	0
57	MG	YA	3136	1/1	0.95	0.24	3.81	39,39,39,39	0
57	MG	RA	3017	1/1	0.97	0.32	3.75	52,52,52,52	0
57	MG	YA	3074	1/1	0.89	0.25	3.70	33,33,33,33	0
57	MG	RA	3121	1/1	0.98	0.27	3.65	69,69,69,69	0
57	MG	QA	1658	1/1	0.91	0.34	3.65	71,71,71,71	0
57	MG	YA	3067	1/1	0.97	0.29	3.62	37,37,37,37	0
57	MG	YA	3017	1/1	0.97	0.30	3.57	31,31,31,31	0
57	MG	RA	3182	1/1	0.82	0.34	3.47	92,92,92,92	0
57	MG	RA	3160	1/1	0.90	0.26	3.46	39,39,39,39	0
57	MG	YA	3199	1/1	0.85	0.25	3.40	54,54,54,54	0
57	MG	YA	3249	1/1	0.87	0.27	3.35	27,27,27,27	0
57	MG	YA	3048	1/1	0.94	0.38	3.31	58,58,58,58	0
57	MG	YA	3176	1/1	0.92	0.28	3.28	106,106,106,106	0
57	MG	RA	3073	1/1	0.91	0.32	3.26	70,70,70,70	0
57	MG	YA	3277	1/1	0.90	0.37	3.21	42,42,42,42	0
57	MG	XA	1644	1/1	0.98	0.32	3.17	60,60,60,60	0
57	MG	YA	3163	1/1	0.89	0.20	3.11	48,48,48,48	0
57	MG	YA	3236	1/1	0.97	0.33	3.09	52,52,52,52	0
57	MG	RA	3038	1/1	0.97	0.29	3.00	29,29,29,29	0
57	MG	RA	3052	1/1	0.98	0.28	2.93	27,27,27,27	0
57	MG	YA	3124	1/1	0.91	0.30	2.89	84,84,84,84	0
57	MG	XA	1628	1/1	0.71	0.25	2.83	41,41,41,41	0
57	MG	YA	3165	1/1	0.58	0.34	2.67	77,77,77,77	0
57	MG	RA	3139	1/1	0.65	0.27	2.63	70,70,70,70	0

Continued on next page...

Continued from previous page...

Mol	Type	Chain	Res	Atoms	RSCC	RSR	LLDF	B-factors(\AA^2)	Q<0.9
57	MG	QA	1620	1/1	0.86	0.25	2.59	80,80,80,80	0
57	MG	XA	1633	1/1	0.94	0.31	2.55	47,47,47,47	0
57	MG	RA	3084	1/1	0.94	0.35	2.51	28,28,28,28	0
57	MG	YA	3112	1/1	0.98	0.26	2.50	47,47,47,47	0
57	MG	RA	3214	1/1	0.82	0.32	2.49	119,119,119,119	0
57	MG	QA	1656	1/1	0.90	0.35	2.48	87,87,87,87	0
57	MG	YA	3256	1/1	0.80	0.30	2.45	128,128,128,128	0
57	MG	RA	3105	1/1	0.95	0.23	2.44	43,43,43,43	0
57	MG	XV	101	1/1	0.98	0.28	2.40	49,49,49,49	0
57	MG	QA	1604	1/1	0.97	0.30	2.27	30,30,30,30	0
57	MG	RA	3064	1/1	0.99	0.27	2.25	48,48,48,48	0
57	MG	YA	3032	1/1	0.96	0.29	2.06	28,28,28,28	0
57	MG	XA	1618	1/1	0.98	0.32	2.01	37,37,37,37	0
57	MG	RA	3101	1/1	0.78	0.31	1.96	56,56,56,56	0
57	MG	RA	3117	1/1	0.95	0.29	1.94	84,84,84,84	0
57	MG	RA	3200	1/1	0.91	0.31	1.93	76,76,76,76	0
57	MG	YA	3195	1/1	0.80	0.26	1.91	88,88,88,88	0
57	MG	RA	3244	1/1	0.87	0.28	1.90	35,35,35,35	0
57	MG	XA	1636	1/1	0.96	0.28	1.88	36,36,36,36	0
57	MG	YA	3111	1/1	0.97	0.24	1.87	63,63,63,63	0
57	MG	RP	204	1/1	0.74	0.42	1.86	183,183,183,183	0
57	MG	RA	3246	1/1	0.83	0.28	1.86	198,198,198,198	0
57	MG	YA	3070	1/1	0.89	0.20	1.84	50,50,50,50	0
57	MG	YA	3110	1/1	0.94	0.28	1.82	45,45,45,45	0
57	MG	RA	3079	1/1	0.97	0.28	1.77	48,48,48,48	0
57	MG	YA	3082	1/1	0.88	0.23	1.76	44,44,44,44	0
57	MG	YA	3115	1/1	0.92	0.31	1.74	64,64,64,64	0
57	MG	RA	3085	1/1	0.96	0.32	1.72	55,55,55,55	0
57	MG	RA	3054	1/1	0.95	0.22	1.72	85,85,85,85	0
57	MG	RA	3189	1/1	0.78	0.25	1.70	96,96,96,96	0
57	MG	YA	3065	1/1	0.92	0.27	1.69	53,53,53,53	0
57	MG	RA	3040	1/1	0.96	0.26	1.69	35,35,35,35	0
57	MG	YA	3079	1/1	0.98	0.26	1.56	26,26,26,26	0
57	MG	RA	3156	1/1	0.63	0.22	1.49	48,48,48,48	0
57	MG	RA	3114	1/1	0.81	0.24	1.48	37,37,37,37	0
57	MG	YA	3212	1/1	0.92	0.18	1.42	38,38,38,38	0
57	MG	XB	301	1/1	0.80	0.60	1.39	87,87,87,87	0
57	MG	YA	3038	1/1	0.97	0.19	1.35	50,50,50,50	0
57	MG	RA	3181	1/1	0.89	0.21	1.35	49,49,49,49	0
57	MG	RA	3172	1/1	0.89	0.27	1.33	43,43,43,43	0
57	MG	YA	3041	1/1	0.89	0.39	1.29	35,35,35,35	0
57	MG	RA	3226	1/1	0.90	0.41	1.28	63,63,63,63	0

Continued on next page...

Continued from previous page...

Mol	Type	Chain	Res	Atoms	RSCC	RSR	LLDF	B-factors(\AA^2)	Q<0.9
57	MG	YD	301	1/1	0.91	0.33	1.26	42,42,42,42	0
57	MG	RA	3234	1/1	0.87	0.38	1.24	48,48,48,48	0
57	MG	RA	3158	1/1	0.79	0.25	1.19	56,56,56,56	0
57	MG	YA	3150	1/1	0.79	0.37	1.03	114,114,114,114	0
58	PAR	XA	1672	42/42	0.93	0.26	1.02	66,66,66,66	0
57	MG	YA	3114	1/1	0.96	0.26	0.99	27,27,27,27	0
57	MG	RA	3021	1/1	0.95	0.29	0.97	29,29,29,29	0
57	MG	QA	1647	1/1	0.88	0.29	0.95	67,67,67,67	0
57	MG	RA	3233	1/1	0.87	0.23	0.94	33,33,33,33	0
57	MG	YA	3005	1/1	0.98	0.22	0.90	26,26,26,26	0
57	MG	RA	3134	1/1	0.95	0.33	0.87	31,31,31,31	0
57	MG	RA	3098	1/1	0.97	0.21	0.80	65,65,65,65	0
57	MG	QA	1617	1/1	0.97	0.27	0.65	48,48,48,48	0
57	MG	YA	3027	1/1	0.96	0.20	0.48	38,38,38,38	0
57	MG	YA	3173	1/1	0.92	0.16	0.44	37,37,37,37	0
57	MG	YA	3130	1/1	0.93	0.26	0.41	84,84,84,84	0
57	MG	YA	3056	1/1	0.94	0.24	0.40	33,33,33,33	0
57	MG	XA	1614	1/1	0.80	0.31	0.37	153,153,153,153	0
57	MG	YA	3117	1/1	0.97	0.20	0.37	39,39,39,39	0
57	MG	YA	3072	1/1	0.91	0.25	0.26	30,30,30,30	0
57	MG	YA	3278	1/1	0.92	0.26	0.19	85,85,85,85	0
59	ZN	XD	301	1/1	0.99	0.31	0.13	52,52,52,52	0
57	MG	RA	3071	1/1	0.95	0.22	0.12	51,51,51,51	0
58	PAR	QA	1667	42/42	0.92	0.20	0.03	72,72,72,72	0
57	MG	XA	1620	1/1	0.87	0.29	-0.00	83,83,83,83	0
57	MG	RA	3074	1/1	0.98	0.18	-0.06	51,51,51,51	0
57	MG	XA	1660	1/1	0.91	0.17	-0.14	77,77,77,77	0
57	MG	YA	3192	1/1	0.95	0.19	-0.19	57,57,57,57	0
57	MG	QA	1654	1/1	0.91	0.20	-0.21	45,45,45,45	0
57	MG	YA	3071	1/1	0.81	0.19	-0.27	37,37,37,37	0
57	MG	RA	3106	1/1	0.98	0.20	-0.28	32,32,32,32	0
57	MG	YA	3181	1/1	0.93	0.22	-0.28	32,32,32,32	0
57	MG	YA	3223	1/1	0.85	0.17	-0.28	59,59,59,59	0
57	MG	YX	101	1/1	0.97	0.21	-0.33	196,196,196,196	0
57	MG	RA	3167	1/1	0.90	0.18	-0.39	54,54,54,54	0
57	MG	YA	3091	1/1	0.95	0.21	-0.39	37,37,37,37	0
57	MG	YA	3185	1/1	0.86	0.16	-0.41	61,61,61,61	0
57	MG	QA	1606	1/1	0.98	0.18	-0.42	57,57,57,57	0
57	MG	QA	1622	1/1	0.97	0.20	-0.42	103,103,103,103	0
57	MG	YA	3090	1/1	0.98	0.17	-0.46	30,30,30,30	0
57	MG	RA	3014	1/1	0.97	0.21	-0.56	64,64,64,64	0
57	MG	XA	1637	1/1	0.96	0.18	-0.58	59,59,59,59	0

Continued on next page...

Continued from previous page...

Mol	Type	Chain	Res	Atoms	RSCC	RSR	LLDF	B-factors(\AA^2)	Q<0.9
57	MG	XA	1612	1/1	0.99	0.18	-0.59	37,37,37,37	0
57	MG	XA	1643	1/1	0.95	0.18	-0.63	56,56,56,56	0
57	MG	QA	1621	1/1	0.94	0.15	-0.70	51,51,51,51	0
57	MG	XA	1648	1/1	0.79	0.21	-1.01	75,75,75,75	0
57	MG	YA	3232	1/1	0.95	0.15	-1.07	28,28,28,28	0
57	MG	YA	3213	1/1	0.93	0.15	-1.08	54,54,54,54	0
57	MG	YA	3172	1/1	0.94	0.15	-1.11	62,62,62,62	0
57	MG	XA	1623	1/1	0.97	0.15	-1.12	42,42,42,42	0
59	ZN	QD	301	1/1	0.95	0.23	-1.22	59,59,59,59	0
57	MG	RA	3125	1/1	0.97	0.13	-1.28	48,48,48,48	0
57	MG	QA	1611	1/1	0.96	0.19	-1.34	28,28,28,28	0
57	MG	YA	3104	1/1	0.94	0.19	-1.38	39,39,39,39	0
57	MG	RA	3110	1/1	0.97	0.14	-1.40	50,50,50,50	0
57	MG	XA	1625	1/1	0.93	0.16	-1.43	53,53,53,53	0
57	MG	RA	3022	1/1	0.97	0.17	-1.45	30,30,30,30	0
59	ZN	QN	101	1/1	0.95	0.12	-1.58	127,127,127,127	0
59	ZN	Y9	300	1/1	0.97	0.08	-1.59	101,101,101,101	0
57	MG	QA	1636	1/1	0.98	0.14	-1.59	44,44,44,44	0
57	MG	RA	3205	1/1	0.95	0.12	-1.61	40,40,40,40	0
57	MG	RP	203	1/1	0.98	0.17	-1.65	381,381,381,381	0
57	MG	QA	1632	1/1	0.61	0.15	-1.69	69,69,69,69	0
57	MG	YA	3162	1/1	0.98	0.14	-1.78	35,35,35,35	0
59	ZN	R5	102	1/1	0.93	0.07	-1.80	306,306,306,306	0
57	MG	RA	3162	1/1	0.92	0.14	-1.82	72,72,72,72	0
57	MG	QA	1609	1/1	0.93	0.11	-1.83	154,154,154,154	0
57	MG	RA	3120	1/1	0.97	0.11	-1.84	49,49,49,49	0
57	MG	YA	3127	1/1	0.97	0.15	-1.96	39,39,39,39	0
57	MG	RB	201	1/1	0.93	0.13	-1.99	79,79,79,79	0
57	MG	RA	3083	1/1	0.96	0.14	-2.01	50,50,50,50	0
57	MG	QV	101	1/1	0.97	0.14	-2.06	48,48,48,48	0
57	MG	YA	3222	1/1	0.95	0.12	-2.08	71,71,71,71	0
59	ZN	XN	101	1/1	0.98	0.16	-2.10	76,76,76,76	0
57	MG	QA	1668	1/1	0.94	0.10	-2.18	101,101,101,101	0
57	MG	YA	3059	1/1	0.96	0.14	-2.26	45,45,45,45	0
57	MG	QA	1630	1/1	0.98	0.14	-2.34	101,101,101,101	0
57	MG	YA	3061	1/1	0.98	0.12	-2.52	26,26,26,26	0
57	MG	XA	1622	1/1	0.98	0.12	-2.74	49,49,49,49	0
57	MG	XA	1638	1/1	0.83	0.10	-2.85	59,59,59,59	0
57	MG	RA	3183	1/1	0.98	0.07	-3.20	67,67,67,67	0
57	MG	YA	3234	1/1	0.99	0.11	-3.52	147,147,147,147	0
57	MG	YA	3133	1/1	0.86	0.14	-4.04	50,50,50,50	0
57	MG	RA	3209	1/1	0.97	0.09	-4.23	57,57,57,57	0

Continued on next page...

Continued from previous page...

Mol	Type	Chain	Res	Atoms	RSCC	RSR	LLDF	B-factors(\AA^2)	Q<0.9
57	MG	QA	1646	1/1	0.88	0.09	-4.30	65,65,65,65	0
57	MG	RA	3130	1/1	0.84	0.17	-4.80	64,64,64,64	0
57	MG	RA	3206	1/1	-0.04	0.76	-	140,140,140,140	0
57	MG	RA	3023	1/1	0.99	0.17	-	32,32,32,32	0
57	MG	RA	3198	1/1	0.96	0.23	-	49,49,49,49	0
57	MG	YA	3186	1/1	0.79	0.18	-	64,64,64,64	0
57	MG	YA	3264	1/1	0.90	0.39	-	75,75,75,75	0
57	MG	YA	3258	1/1	0.75	1.09	-	68,68,68,68	0
57	MG	YA	3226	1/1	0.97	0.16	-	74,74,74,74	0
57	MG	XA	1632	1/1	0.97	0.45	-	41,41,41,41	0
57	MG	YA	3189	1/1	0.97	0.23	-	49,49,49,49	0
57	MG	YA	3221	1/1	0.98	0.37	-	40,40,40,40	0
57	MG	YA	3095	1/1	0.97	0.17	-	49,49,49,49	0
57	MG	QA	1657	1/1	0.93	0.43	-	112,112,112,112	0
57	MG	Y7	101	1/1	0.95	0.24	-	40,40,40,40	0
57	MG	RA	3094	1/1	0.91	0.89	-	28,28,28,28	0
57	MG	XA	1668	1/1	0.88	0.39	-	136,136,136,136	0
57	MG	YA	3161	1/1	0.75	0.58	-	43,43,43,43	0
57	MG	YA	3169	1/1	0.48	0.28	-	93,93,93,93	0
57	MG	YA	3153	1/1	0.53	0.78	-	63,63,63,63	0
57	MG	YA	3055	1/1	0.90	0.54	-	43,43,43,43	0
57	MG	RA	3028	1/1	0.94	0.41	-	39,39,39,39	0
57	MG	YA	3001	1/1	0.96	0.75	-	38,38,38,38	0
57	MG	RA	3184	1/1	0.92	0.16	-	48,48,48,48	0
57	MG	YA	3003	1/1	0.85	0.29	-	42,42,42,42	0
57	MG	RA	3029	1/1	0.96	0.27	-	35,35,35,35	0
57	MG	RA	3207	1/1	0.98	0.29	-	156,156,156,156	0
57	MG	RA	3008	1/1	0.85	0.77	-	62,62,62,62	0
57	MG	RA	3241	1/1	0.94	0.35	-	46,46,46,46	0
57	MG	YA	3083	1/1	0.98	0.55	-	50,50,50,50	0
57	MG	XA	1649	1/1	0.86	0.28	-	61,61,61,61	0
57	MG	QA	1659	1/1	0.96	0.40	-	70,70,70,70	0
57	MG	QA	1629	1/1	0.71	0.36	-	85,85,85,85	0
57	MG	YA	3211	1/1	0.82	0.38	-	72,72,72,72	0
57	MG	RA	3081	1/1	0.95	0.35	-	28,28,28,28	0
57	MG	YA	3144	1/1	0.83	0.26	-	62,62,62,62	0
57	MG	RA	3173	1/1	0.86	0.13	-	38,38,38,38	0
57	MG	YA	3092	1/1	0.97	0.30	-	25,25,25,25	0
57	MG	XA	1662	1/1	0.38	0.72	-	61,61,61,61	0
57	MG	RA	3195	1/1	0.89	0.23	-	102,102,102,102	0
57	MG	XA	1624	1/1	0.96	0.58	-	42,42,42,42	0
57	MG	YA	3075	1/1	0.94	0.25	-	42,42,42,42	0

Continued on next page...

Continued from previous page...

Mol	Type	Chain	Res	Atoms	RSCC	RSR	LLDF	B-factors(\AA^2)	Q<0.9
57	MG	YA	3240	1/1	0.92	0.86	-	52,52,52,52	0
57	MG	XA	1626	1/1	0.97	0.43	-	59,59,59,59	0
57	MG	RA	3210	1/1	0.95	0.40	-	74,74,74,74	0
57	MG	RA	3051	1/1	0.95	0.38	-	27,27,27,27	0
57	MG	YA	3259	1/1	0.69	0.62	-	40,40,40,40	0
57	MG	QA	1634	1/1	0.89	0.75	-	53,53,53,53	0
57	MG	RA	3219	1/1	0.30	0.78	-	138,138,138,138	0
57	MG	RA	3013	1/1	0.97	0.44	-	27,27,27,27	0
57	MG	YA	3131	1/1	0.93	0.69	-	55,55,55,55	0
57	MG	YA	3177	1/1	0.83	0.60	-	51,51,51,51	0
57	MG	RA	3164	1/1	0.49	0.75	-	82,82,82,82	0
57	MG	RA	3128	1/1	0.91	0.37	-	91,91,91,91	0
57	MG	RA	3138	1/1	0.65	1.68	-	95,95,95,95	0
57	MG	XA	1652	1/1	0.89	0.29	-	104,104,104,104	0
57	MG	RA	3208	1/1	0.85	0.46	-	74,74,74,74	0
57	MG	RA	3229	1/1	0.89	0.36	-	88,88,88,88	0
57	MG	YA	3118	1/1	0.91	0.50	-	35,35,35,35	0
57	MG	RA	3187	1/1	0.96	0.34	-	49,49,49,49	0
57	MG	YA	3096	1/1	0.94	0.76	-	53,53,53,53	0
57	MG	YA	3051	1/1	0.97	0.46	-	26,26,26,26	0
57	MG	RA	3046	1/1	0.94	0.73	-	35,35,35,35	0
57	MG	RA	3225	1/1	0.19	0.67	-	161,161,161,161	0
57	MG	YA	3018	1/1	0.96	0.53	-	48,48,48,48	0
57	MG	RA	3126	1/1	0.95	0.22	-	58,58,58,58	0
57	MG	RA	3131	1/1	0.93	0.19	-	57,57,57,57	0
57	MG	YA	3210	1/1	0.70	0.43	-	135,135,135,135	0
57	MG	YA	3045	1/1	0.93	0.51	-	47,47,47,47	0
57	MG	RA	3124	1/1	0.95	0.17	-	61,61,61,61	0
57	MG	XV	102	1/1	0.90	0.30	-	61,61,61,61	0
57	MG	YA	3147	1/1	0.93	0.21	-	75,75,75,75	0
57	MG	RA	3222	1/1	0.96	0.39	-	49,49,49,49	0
57	MG	YA	3237	1/1	0.80	0.54	-	52,52,52,52	0
57	MG	QA	1643	1/1	0.91	0.41	-	67,67,67,67	0
57	MG	RA	3145	1/1	0.95	0.22	-	43,43,43,43	0
57	MG	RA	3211	1/1	0.88	0.42	-	67,67,67,67	0
57	MG	YA	3187	1/1	0.98	0.41	-	73,73,73,73	0
57	MG	XA	1642	1/1	0.95	0.54	-	41,41,41,41	0
57	MG	RA	3037	1/1	0.97	0.41	-	32,32,32,32	0
57	MG	RA	3032	1/1	0.99	0.49	-	29,29,29,29	0
57	MG	YA	3174	1/1	0.89	0.16	-	53,53,53,53	0
57	MG	YA	3261	1/1	0.93	0.62	-	70,70,70,70	0
57	MG	RA	3002	1/1	0.60	1.24	-	70,70,70,70	0

Continued on next page...

Continued from previous page...

Mol	Type	Chain	Res	Atoms	RSCC	RSR	LLDF	B-factors(\AA^2)	Q<0.9
57	MG	YA	3012	1/1	0.75	0.97	-	36,36,36,36	0
57	MG	RA	3004	1/1	0.84	0.51	-	39,39,39,39	0
57	MG	YA	3046	1/1	0.94	0.64	-	38,38,38,38	0
57	MG	RA	3113	1/1	0.97	0.70	-	34,34,34,34	0
57	MG	YA	3128	1/1	0.88	0.15	-	52,52,52,52	0
57	MG	YA	3164	1/1	0.87	0.31	-	72,72,72,72	0
57	MG	XA	1657	1/1	0.93	0.59	-	65,65,65,65	0
57	MG	YA	3040	1/1	0.95	0.54	-	28,28,28,28	0
57	MG	YA	3208	1/1	0.95	0.18	-	51,51,51,51	0
57	MG	YA	3218	1/1	0.92	0.17	-	58,58,58,58	0
57	MG	RA	3142	1/1	0.94	0.30	-	38,38,38,38	0
57	MG	RA	3127	1/1	0.61	0.45	-	74,74,74,74	0
57	MG	QA	1618	1/1	0.83	0.52	-	47,47,47,47	0
57	MG	RA	3043	1/1	0.94	0.22	-	47,47,47,47	0
57	MG	YA	3007	1/1	0.97	0.23	-	40,40,40,40	0
57	MG	RA	3232	1/1	0.91	0.32	-	40,40,40,40	0
57	MG	RA	3100	1/1	0.96	0.29	-	43,43,43,43	0
57	MG	RA	3053	1/1	0.94	0.46	-	33,33,33,33	0
57	MG	XA	1640	1/1	0.90	0.86	-	43,43,43,43	0
57	MG	QH	201	1/1	0.60	0.40	-	105,105,105,105	0
57	MG	XA	1651	1/1	0.74	0.40	-	111,111,111,111	0
57	MG	RA	3072	1/1	0.99	0.26	-	54,54,54,54	0
57	MG	R5	101	1/1	0.77	1.48	-	291,291,291,291	0
57	MG	QA	1662	1/1	0.92	0.19	-	100,100,100,100	0
57	MG	XY	101	1/1	0.95	0.16	-	74,74,74,74	0
57	MG	RA	3191	1/1	0.77	0.22	-	34,34,34,34	0
57	MG	YA	3087	1/1	0.95	0.44	-	29,29,29,29	0
57	MG	RA	3012	1/1	0.97	0.33	-	45,45,45,45	0
57	MG	YA	3239	1/1	0.84	0.20	-	85,85,85,85	0
57	MG	QA	1627	1/1	0.90	0.27	-	33,33,33,33	0
57	MG	XA	1617	1/1	0.97	0.18	-	40,40,40,40	0
57	MG	YA	3230	1/1	0.92	0.23	-	45,45,45,45	0
57	MG	QA	1623	1/1	0.84	0.43	-	79,79,79,79	0
57	MG	YA	3168	1/1	0.94	0.15	-	69,69,69,69	0
57	MG	YA	3245	1/1	0.97	0.53	-	25,25,25,25	0
57	MG	XM	201	1/1	0.79	0.44	-	173,173,173,173	0
57	MG	YE	302	1/1	0.92	0.35	-	31,31,31,31	0
57	MG	RA	3238	1/1	0.76	0.45	-	51,51,51,51	0
57	MG	YA	3106	1/1	0.97	0.52	-	42,42,42,42	0
57	MG	YA	3029	1/1	0.98	0.76	-	39,39,39,39	0
57	MG	RA	3018	1/1	0.97	0.55	-	32,32,32,32	0
57	MG	QA	1616	1/1	0.93	0.20	-	81,81,81,81	0

Continued on next page...

Continued from previous page...

Mol	Type	Chain	Res	Atoms	RSCC	RSR	LLDF	B-factors(\AA^2)	Q<0.9
57	MG	YA	3231	1/1	0.77	0.58	-	79,79,79,79	0
57	MG	RA	3150	1/1	0.92	0.13	-	42,42,42,42	0
57	MG	RA	3190	1/1	0.82	0.38	-	107,107,107,107	0
57	MG	XA	1647	1/1	0.92	0.42	-	49,49,49,49	0
57	MG	YA	3126	1/1	0.99	0.40	-	46,46,46,46	0
57	MG	RA	3171	1/1	0.79	0.45	-	85,85,85,85	0
57	MG	YA	3039	1/1	0.92	0.29	-	59,59,59,59	0
57	MG	RA	3146	1/1	0.96	0.17	-	137,137,137,137	0
57	MG	QA	1642	1/1	0.97	0.36	-	56,56,56,56	0
57	MG	YA	3205	1/1	0.95	0.31	-	78,78,78,78	0
57	MG	RA	3199	1/1	0.96	0.68	-	56,56,56,56	0
57	MG	YA	3242	1/1	0.91	0.87	-	46,46,46,46	0
57	MG	RA	3025	1/1	0.83	0.10	-	34,34,34,34	0
57	MG	YA	3265	1/1	0.86	0.36	-	41,41,41,41	0
57	MG	QV	102	1/1	0.93	0.24	-	69,69,69,69	0
57	MG	RA	3224	1/1	0.41	0.61	-	91,91,91,91	0
57	MG	YA	3132	1/1	0.74	0.24	-	56,56,56,56	0
57	MG	RA	3095	1/1	0.96	0.43	-	34,34,34,34	0
57	MG	RA	3153	1/1	0.72	0.46	-	79,79,79,79	0
57	MG	RA	3065	1/1	0.99	0.41	-	29,29,29,29	0
57	MG	YA	3215	1/1	0.98	0.36	-	61,61,61,61	0
57	MG	RA	3066	1/1	0.94	0.27	-	37,37,37,37	0
57	MG	YA	3069	1/1	0.97	0.43	-	29,29,29,29	0
57	MG	YA	3198	1/1	0.96	0.15	-	86,86,86,86	0
57	MG	XA	1671	1/1	0.91	0.27	-	76,76,76,76	0
57	MG	YA	3030	1/1	0.93	0.67	-	36,36,36,36	0
57	MG	YA	3251	1/1	0.92	1.05	-	52,52,52,52	0
57	MG	RA	3092	1/1	0.98	0.46	-	71,71,71,71	0
57	MG	QA	1639	1/1	0.74	0.32	-	49,49,49,49	0
57	MG	RA	3215	1/1	0.09	0.36	-	68,68,68,68	0
57	MG	QA	1626	1/1	0.74	0.22	-	156,156,156,156	0
57	MG	YA	3146	1/1	0.97	0.26	-	48,48,48,48	0
57	MG	RA	3151	1/1	0.73	0.26	-	69,69,69,69	0
57	MG	RA	3188	1/1	0.86	0.42	-	103,103,103,103	0
57	MG	YA	3262	1/1	0.92	0.63	-	63,63,63,63	0
57	MG	YB	205	1/1	0.97	0.19	-	231,231,231,231	0
57	MG	RA	3161	1/1	0.45	1.15	-	76,76,76,76	0
57	MG	QA	1638	1/1	0.75	0.45	-	63,63,63,63	0
57	MG	YA	3272	1/1	0.90	0.29	-	78,78,78,78	0
57	MG	RA	3077	1/1	0.98	0.24	-	52,52,52,52	0
57	MG	QA	1619	1/1	0.94	0.26	-	68,68,68,68	0
57	MG	YA	3102	1/1	0.90	0.14	-	27,27,27,27	0

Continued on next page...

Continued from previous page...

Mol	Type	Chain	Res	Atoms	RSCC	RSR	LLDF	B-factors(\AA^2)	Q<0.9
57	MG	RA	3109	1/1	0.91	0.22	-	51,51,51,51	0
57	MG	RA	3192	1/1	0.95	0.29	-	250,250,250,250	0
57	MG	QA	1661	1/1	0.94	0.09	-	126,126,126,126	0
57	MG	YA	3142	1/1	0.94	0.72	-	50,50,50,50	0
57	MG	XA	1605	1/1	0.95	0.65	-	45,45,45,45	0
57	MG	QA	1641	1/1	0.91	0.21	-	76,76,76,76	0
57	MG	YA	3093	1/1	0.95	0.49	-	24,24,24,24	0
57	MG	RA	3149	1/1	0.94	0.26	-	29,29,29,29	0
57	MG	QA	1655	1/1	0.67	0.62	-	74,74,74,74	0
57	MG	YA	3273	1/1	0.83	0.87	-	55,55,55,55	0
57	MG	XA	1646	1/1	0.99	0.14	-	49,49,49,49	0
57	MG	YA	3129	1/1	0.97	0.12	-	59,59,59,59	0
57	MG	YA	3160	1/1	0.93	0.19	-	89,89,89,89	0
57	MG	RA	3223	1/1	0.84	0.15	-	113,113,113,113	0
57	MG	QA	1603	1/1	0.55	2.24	-	66,66,66,66	0
57	MG	XA	1661	1/1	0.84	0.96	-	75,75,75,75	0
57	MG	YA	3225	1/1	0.97	0.38	-	67,67,67,67	0
57	MG	RA	3108	1/1	0.96	0.25	-	43,43,43,43	0
57	MG	XA	1631	1/1	0.85	0.24	-	68,68,68,68	0
57	MG	RA	3027	1/1	0.94	0.23	-	29,29,29,29	0
57	MG	YA	3063	1/1	0.93	0.40	-	27,27,27,27	0
57	MG	QA	1605	1/1	0.90	1.00	-	44,44,44,44	0
57	MG	YA	3216	1/1	0.93	0.18	-	72,72,72,72	0
57	MG	YA	3235	1/1	0.92	0.35	-	63,63,63,63	0
57	MG	YA	3220	1/1	0.97	0.55	-	45,45,45,45	0
57	MG	YA	3081	1/1	0.97	1.04	-	31,31,31,31	0
57	MG	YA	3266	1/1	0.89	0.54	-	64,64,64,64	0
57	MG	YA	3263	1/1	0.83	0.58	-	60,60,60,60	0
57	MG	YA	3217	1/1	0.86	0.41	-	76,76,76,76	0
57	MG	RA	3075	1/1	0.89	0.73	-	46,46,46,46	0
57	MG	RA	3177	1/1	0.84	0.81	-	72,72,72,72	0
57	MG	XA	1645	1/1	0.86	0.21	-	25,25,25,25	0
57	MG	RA	3103	1/1	0.97	0.41	-	41,41,41,41	0
57	MG	YA	3121	1/1	0.95	0.23	-	32,32,32,32	0
57	MG	RA	3137	1/1	0.96	0.34	-	42,42,42,42	0
57	MG	QA	1635	1/1	0.94	0.29	-	58,58,58,58	0
57	MG	QA	1637	1/1	0.90	0.13	-	53,53,53,53	0
57	MG	RA	3016	1/1	0.96	0.47	-	39,39,39,39	0
57	MG	QA	1664	1/1	0.43	0.51	-	78,78,78,78	0
57	MG	RA	3170	1/1	0.91	0.18	-	55,55,55,55	0
57	MG	RA	3068	1/1	0.81	0.82	-	45,45,45,45	0
57	MG	RA	3060	1/1	0.98	0.26	-	44,44,44,44	0

Continued on next page...

Continued from previous page...

Mol	Type	Chain	Res	Atoms	RSCC	RSR	LLDF	B-factors(\AA^2)	Q<0.9
57	MG	RA	3235	1/1	0.97	0.29	-	59,59,59,59	0
57	MG	YA	3244	1/1	0.89	0.54	-	75,75,75,75	0
57	MG	YA	3158	1/1	0.64	0.34	-	69,69,69,69	0
57	MG	YA	3116	1/1	0.85	1.00	-	89,89,89,89	0
57	MG	XA	1609	1/1	0.79	0.42	-	35,35,35,35	0
57	MG	RA	3143	1/1	0.88	0.32	-	69,69,69,69	0
57	MG	RA	3221	1/1	0.95	0.39	-	50,50,50,50	0
57	MG	Y5	101	1/1	0.93	1.03	-	162,162,162,162	0
57	MG	RA	3011	1/1	0.81	0.64	-	52,52,52,52	0
57	MG	RA	3201	1/1	0.07	1.76	-	128,128,128,128	0
57	MG	YB	202	1/1	0.87	0.80	-	70,70,70,70	0
57	MG	YA	3243	1/1	0.70	0.43	-	60,60,60,60	0
57	MG	YA	3275	1/1	0.87	0.79	-	35,35,35,35	0
57	MG	XX	101	1/1	0.87	0.39	-	64,64,64,64	0
57	MG	YA	3203	1/1	0.93	0.24	-	139,139,139,139	0
57	MG	YA	3120	1/1	0.95	0.33	-	54,54,54,54	0
57	MG	RA	3228	1/1	0.82	0.81	-	25,25,25,25	0
57	MG	YA	3200	1/1	0.89	0.43	-	58,58,58,58	0
57	MG	RA	3136	1/1	0.68	0.39	-	105,105,105,105	0
57	MG	YA	3268	1/1	0.99	0.29	-	66,66,66,66	0
57	MG	RA	3070	1/1	0.96	0.34	-	58,58,58,58	0
57	MG	YA	3238	1/1	0.90	0.18	-	36,36,36,36	0
57	MG	RA	3056	1/1	0.93	0.43	-	38,38,38,38	0
57	MG	XA	1613	1/1	0.97	0.19	-	50,50,50,50	0
57	MG	YA	3254	1/1	0.61	0.65	-	61,61,61,61	0
57	MG	YA	3157	1/1	0.91	0.23	-	42,42,42,42	0
57	MG	YA	3184	1/1	0.92	0.15	-	37,37,37,37	0
57	MG	XA	1630	1/1	0.92	0.52	-	33,33,33,33	0
57	MG	RA	3197	1/1	0.77	0.61	-	84,84,84,84	0
57	MG	RA	3230	1/1	0.85	0.82	-	92,92,92,92	0
57	MG	RA	3061	1/1	0.90	0.16	-	64,64,64,64	0
57	MG	XA	1601	1/1	0.66	0.66	-	29,29,29,29	0
57	MG	YA	3060	1/1	0.95	0.41	-	35,35,35,35	0
57	MG	R0	101	1/1	0.28	0.62	-	78,78,78,78	0
57	MG	YA	3152	1/1	0.90	0.48	-	57,57,57,57	0
57	MG	YA	3125	1/1	0.78	0.67	-	60,60,60,60	0
57	MG	YA	3207	1/1	0.95	0.24	-	116,116,116,116	0
57	MG	YA	3194	1/1	0.88	0.73	-	49,49,49,49	0
57	MG	YA	3016	1/1	0.77	0.20	-	31,31,31,31	0
57	MG	QA	1645	1/1	0.95	0.12	-	55,55,55,55	0
57	MG	RA	3009	1/1	0.94	0.36	-	68,68,68,68	0
57	MG	RA	3111	1/1	0.91	0.20	-	48,48,48,48	0

Continued on next page...

Continued from previous page...

Mol	Type	Chain	Res	Atoms	RSCC	RSR	LLDF	B-factors(\AA^2)	Q<0.9
57	MG	RA	3141	1/1	0.95	0.37	-	45,45,45,45	0
57	MG	RA	3178	1/1	0.86	0.30	-	99,99,99,99	0
57	MG	XA	1653	1/1	0.74	0.33	-	83,83,83,83	0
57	MG	YA	3076	1/1	0.93	0.69	-	25,25,25,25	0
57	MG	YA	3054	1/1	0.76	0.67	-	65,65,65,65	0
57	MG	RA	3047	1/1	0.92	0.47	-	26,26,26,26	0
57	MG	YA	3148	1/1	0.88	0.74	-	28,28,28,28	0
57	MG	YA	3021	1/1	0.97	0.38	-	24,24,24,24	0
57	MG	RA	3163	1/1	0.96	0.28	-	38,38,38,38	0
57	MG	RA	3045	1/1	0.93	0.19	-	27,27,27,27	0
57	MG	RA	3227	1/1	0.93	1.24	-	40,40,40,40	0
57	MG	QA	1628	1/1	0.79	0.24	-	103,103,103,103	0
57	MG	RA	3102	1/1	0.96	0.48	-	30,30,30,30	0
57	MG	RA	3116	1/1	0.87	0.28	-	30,30,30,30	0
57	MG	YB	201	1/1	0.70	0.46	-	57,57,57,57	0
57	MG	YA	3224	1/1	0.60	0.19	-	44,44,44,44	0
57	MG	YA	3052	1/1	0.96	0.56	-	41,41,41,41	0
57	MG	XA	1654	1/1	0.95	0.45	-	39,39,39,39	0
57	MG	YA	3227	1/1	0.80	0.57	-	121,121,121,121	0
57	MG	YA	3269	1/1	0.94	0.25	-	69,69,69,69	0
57	MG	YA	3167	1/1	0.79	0.31	-	69,69,69,69	0
57	MG	YA	3252	1/1	0.93	0.38	-	42,42,42,42	0
57	MG	RA	3041	1/1	0.91	0.34	-	32,32,32,32	0
57	MG	RA	3180	1/1	0.93	0.16	-	86,86,86,86	0
57	MG	YA	3019	1/1	0.92	0.46	-	25,25,25,25	0
57	MG	RA	3091	1/1	0.90	0.61	-	73,73,73,73	0
57	MG	QA	1601	1/1	0.91	0.36	-	36,36,36,36	0
57	MG	XA	1627	1/1	0.96	0.25	-	43,43,43,43	0
57	MG	YA	3084	1/1	0.78	0.23	-	71,71,71,71	0
57	MG	XA	1669	1/1	0.86	0.28	-	155,155,155,155	0
57	MG	RA	3165	1/1	0.82	0.58	-	82,82,82,82	0
57	MG	YA	3248	1/1	0.98	0.32	-	27,27,27,27	0
57	MG	RA	3107	1/1	0.98	0.19	-	45,45,45,45	0
57	MG	YA	3260	1/1	0.94	0.54	-	67,67,67,67	0
57	MG	YA	3191	1/1	0.89	0.20	-	39,39,39,39	0
57	MG	YA	3257	1/1	0.91	0.88	-	42,42,42,42	0
57	MG	QA	1633	1/1	0.48	0.16	-	143,143,143,143	0
57	MG	RA	3175	1/1	0.70	0.97	-	57,57,57,57	0
57	MG	YA	3122	1/1	0.95	0.70	-	30,30,30,30	0
57	MG	RA	3204	1/1	0.99	0.20	-	167,167,167,167	0
57	MG	YA	3020	1/1	0.95	0.82	-	34,34,34,34	0
57	MG	YA	3078	1/1	0.97	0.47	-	51,51,51,51	0

Continued on next page...

Continued from previous page...

Mol	Type	Chain	Res	Atoms	RSCC	RSR	LLDF	B-factors(\AA^2)	Q<0.9
57	MG	YA	3149	1/1	0.47	1.62	-	106,106,106,106	0
57	MG	YA	3209	1/1	0.97	0.38	-	52,52,52,52	0
57	MG	YA	3270	1/1	0.91	0.83	-	57,57,57,57	0
57	MG	RA	3140	1/1	0.87	0.27	-	74,74,74,74	0
57	MG	XA	1667	1/1	0.88	0.64	-	75,75,75,75	0
57	MG	QA	1631	1/1	0.92	0.40	-	72,72,72,72	0
57	MG	YA	3241	1/1	0.95	0.25	-	54,54,54,54	0
57	MG	RA	3090	1/1	0.98	0.47	-	40,40,40,40	0
57	MG	YA	3105	1/1	0.91	0.32	-	31,31,31,31	0
57	MG	RA	3186	1/1	0.84	0.67	-	72,72,72,72	0
57	MG	QA	1625	1/1	0.89	0.81	-	92,92,92,92	0
57	MG	YA	3197	1/1	0.98	0.12	-	42,42,42,42	0
57	MG	YA	3154	1/1	0.97	0.20	-	40,40,40,40	0
57	MG	YA	3271	1/1	0.94	1.05	-	84,84,84,84	0
57	MG	YA	3109	1/1	0.97	0.18	-	30,30,30,30	0
57	MG	RA	3082	1/1	0.87	0.66	-	61,61,61,61	0
57	MG	XA	1664	1/1	0.71	0.25	-	51,51,51,51	0
57	MG	QA	1602	1/1	0.89	0.45	-	39,39,39,39	0
57	MG	YA	3139	1/1	0.91	0.95	-	57,57,57,57	0
57	MG	YA	3077	1/1	0.94	0.32	-	32,32,32,32	0
57	MG	XA	1602	1/1	0.98	0.27	-	36,36,36,36	0
57	MG	RA	3174	1/1	0.89	0.34	-	36,36,36,36	0
57	MG	RA	3231	1/1	0.94	0.63	-	29,29,29,29	0
57	MG	YA	3137	1/1	0.87	0.19	-	27,27,27,27	0
57	MG	RA	3135	1/1	0.95	0.55	-	53,53,53,53	0
57	MG	YA	3101	1/1	0.90	0.38	-	30,30,30,30	0
57	MG	QA	1612	1/1	0.91	0.45	-	44,44,44,44	0
57	MG	RA	3069	1/1	0.90	0.48	-	49,49,49,49	0
57	MG	XA	1639	1/1	0.93	0.10	-	71,71,71,71	0
57	MG	XA	1656	1/1	0.89	0.60	-	89,89,89,89	0
57	MG	QA	1653	1/1	0.78	0.18	-	79,79,79,79	0
57	MG	RA	3166	1/1	0.92	0.84	-	59,59,59,59	0
57	MG	RA	3193	1/1	0.88	0.21	-	87,87,87,87	0
57	MG	XA	1666	1/1	0.57	0.30	-	55,55,55,55	0
57	MG	RA	3179	1/1	0.97	0.14	-	113,113,113,113	0
57	MG	QA	1608	1/1	0.98	0.11	-	36,36,36,36	0
57	MG	RA	3132	1/1	0.80	0.42	-	66,66,66,66	0
57	MG	YA	3010	1/1	0.98	0.48	-	33,33,33,33	0
57	MG	XA	1611	1/1	0.97	0.28	-	28,28,28,28	0
57	MG	RP	201	1/1	0.97	0.19	-	166,166,166,166	0
57	MG	RA	3112	1/1	0.92	0.33	-	78,78,78,78	0
57	MG	XA	1616	1/1	0.96	0.27	-	25,25,25,25	0

Continued on next page...

Continued from previous page...

Mol	Type	Chain	Res	Atoms	RSCC	RSR	LLDF	B-factors(\AA^2)	Q<0.9
57	MG	YA	3097	1/1	0.98	0.16	-	29,29,29,29	0
57	MG	YA	3246	1/1	0.92	0.52	-	32,32,32,32	0
57	MG	RA	3123	1/1	0.82	0.28	-	55,55,55,55	0
57	MG	YA	3064	1/1	0.94	0.22	-	29,29,29,29	0
57	MG	RA	3213	1/1	0.69	0.26	-	62,62,62,62	0
57	MG	RA	3155	1/1	0.85	0.68	-	71,71,71,71	0
57	MG	YA	3085	1/1	0.95	0.45	-	44,44,44,44	0
57	MG	YA	3062	1/1	0.97	0.42	-	51,51,51,51	0
57	MG	YA	3159	1/1	0.97	0.39	-	34,34,34,34	0
57	MG	XV	103	1/1	0.92	1.07	-	54,54,54,54	0
57	MG	RA	3030	1/1	0.98	0.27	-	35,35,35,35	0
57	MG	YA	3274	1/1	0.62	0.61	-	57,57,57,57	0
57	MG	QA	1648	1/1	0.99	0.07	-	93,93,93,93	0
57	MG	YA	3155	1/1	0.49	0.25	-	44,44,44,44	0
57	MG	RA	3007	1/1	0.62	0.55	-	59,59,59,59	0
57	MG	YA	3066	1/1	0.98	0.73	-	42,42,42,42	0
57	MG	RA	3048	1/1	0.93	0.36	-	47,47,47,47	0
57	MG	QA	1624	1/1	0.82	0.96	-	68,68,68,68	0
57	MG	XA	1607	1/1	0.73	0.24	-	53,53,53,53	0
57	MG	XA	1606	1/1	0.95	0.54	-	76,76,76,76	0
57	MG	YA	3182	1/1	0.96	0.07	-	53,53,53,53	0
57	MG	QA	1651	1/1	0.75	0.31	-	49,49,49,49	0
57	MG	RB	202	1/1	0.96	0.08	-	100,100,100,100	0
57	MG	RA	3240	1/1	0.82	0.59	-	70,70,70,70	0
57	MG	RA	3001	1/1	0.84	0.83	-	44,44,44,44	0
57	MG	YB	204	1/1	0.83	0.59	-	37,37,37,37	0
57	MG	YA	3145	1/1	0.93	0.20	-	35,35,35,35	0
57	MG	YA	3043	1/1	0.94	0.82	-	27,27,27,27	0
57	MG	QY	101	1/1	0.92	0.18	-	83,83,83,83	0
57	MG	RA	3057	1/1	0.95	0.46	-	133,133,133,133	0
57	MG	RA	3169	1/1	0.95	0.21	-	47,47,47,47	0
57	MG	RA	3089	1/1	0.85	0.34	-	114,114,114,114	0
57	MG	YA	3204	1/1	0.81	0.48	-	182,182,182,182	0
57	MG	RE	301	1/1	0.94	0.29	-	58,58,58,58	0
57	MG	QA	1663	1/1	0.95	0.17	-	40,40,40,40	0

6.5 Other polymers

There are no such residues in this entry.