



Full wwPDB X-ray Structure Validation Report ⓘ

Feb 1, 2016 – 11:34 AM GMT

PDB ID : 3PBP
Title : Structure of the yeast heterotrimeric Nup82-Nup159-Nup116 nucleoporin complex
Authors : Debler, E.W.; Hoelz, A.
Deposited on : 2010-10-20
Resolution : 2.60 Å(reported)

This is a Full wwPDB X-ray Structure Validation Report for a publicly released PDB entry.
We welcome your comments at validation@mail.wwpdb.org
A user guide is available at
<http://wwpdb.org/validation/2016/XrayValidationReportHelp>
with specific help available everywhere you see the ⓘ symbol.

The following versions of software and data (see [references ⓘ](#)) were used in the production of this report:

MolProbity : 4.02b-467
Mogul : 1.7 (RC4), CSD as536be (2015)
Xtriage (Phenix) : 1.9-1692
EDS : rb-20026688
Percentile statistics : 20151230.v01 (using entries in the PDB archive December 30th 2015)
Refmac : 5.8.0135
CCP4 : 6.5.0
Ideal geometry (proteins) : Engh & Huber (2001)
Ideal geometry (DNA, RNA) : Parkinson et al. (1996)
Validation Pipeline (wwPDB-VP) : trunk26865

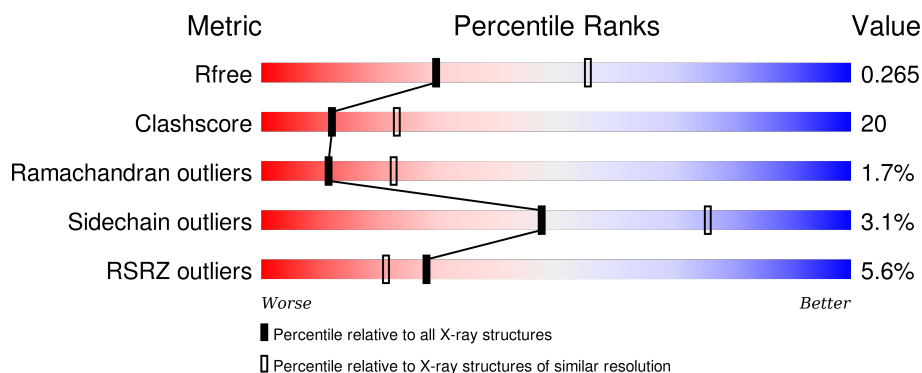
1 Overall quality at a glance

The following experimental techniques were used to determine the structure:

X-RAY DIFFRACTION

The reported resolution of this entry is 2.60 Å.

Percentile scores (ranging between 0-100) for global validation metrics of the entry are shown in the following graphic. The table shows the number of entries on which the scores are based.



Metric	Whole archive (#Entries)	Similar resolution (#Entries, resolution range(Å))
R_{free}	91344	2328 (2.60-2.60)
Clashscore	102246	2679 (2.60-2.60)
Ramachandran outliers	100387	2635 (2.60-2.60)
Sidechain outliers	100360	2635 (2.60-2.60)
RSRZ outliers	91569	2334 (2.60-2.60)

The table below summarises the geometric issues observed across the polymeric chains and their fit to the electron density. The red, orange, yellow and green segments on the lower bar indicate the fraction of residues that contain outliers for ≥ 3 , 2, 1 and 0 types of geometric quality criteria. A grey segment represents the fraction of residues that are not modelled. The numeric value for each fraction is indicated below the corresponding segment, with a dot representing fractions $\leq 5\%$. The upper red bar (where present) indicates the fraction of residues that have poor fit to the electron density. The numeric value is given above the bar.

Mol	Chain	Length	Quality of chain
1	A	452	<div> <div>2%</div> <div>60%</div> <div>35%</div> <div>..</div> </div>
1	D	452	<div> <div>2%</div> <div>60%</div> <div>34%</div> <div>..</div> </div>
1	G	452	<div> <div>2%</div> <div>59%</div> <div>35%</div> <div>..</div> </div>
1	J	452	<div> <div>2%</div> <div>60%</div> <div>35%</div> <div>..</div> </div>
2	B	148	<div> <div>5%</div> <div>61%</div> <div>36%</div> <div>..</div> </div>

Continued on next page...

Continued from previous page...

Mol	Chain	Length	Quality of chain
2	E	148	
2	H	148	
2	K	148	
3	C	36	
3	F	36	
3	I	36	
3	L	36	

The following table lists non-polymeric compounds, carbohydrate monomers and non-standard residues in protein, DNA, RNA chains that are outliers for geometric or electron-density-fit criteria:

Mol	Type	Chain	Res	Chirality	Geometry	Clashes	Electron density
4	PGE	D	6119	-	-	-	X

2 Entry composition

There are 4 unique types of molecules in this entry. The entry contains 19653 atoms, of which 0 are hydrogens and 0 are deuteriums.

In the tables below, the ZeroOcc column contains the number of atoms modelled with zero occupancy, the AltConf column contains the number of residues with at least one atom in alternate conformation and the Trace column contains the number of residues modelled with at most 2 atoms.

- Molecule 1 is a protein called Nucleoporin NUP82.

Mol	Chain	Residues	Atoms						ZeroOcc	AltConf	Trace
1	A	438	Total	C	N	O	S	Se	0	0	0
			3539	2273	569	686	4	7			
1	D	437	Total	C	N	O	S	Se	0	0	0
			3533	2270	568	684	4	7			
1	G	438	Total	C	N	O	S	Se	0	0	0
			3539	2273	569	686	4	7			
1	J	439	Total	C	N	O	S	Se	0	0	0
			3550	2279	573	687	4	7			

There are 4 discrepancies between the modelled and reference sequences:

Chain	Residue	Modelled	Actual	Comment	Reference
A	396	SER	CYS	ENGINEERED MUTATION	UNP P40368
D	396	SER	CYS	ENGINEERED MUTATION	UNP P40368
G	396	SER	CYS	ENGINEERED MUTATION	UNP P40368
J	396	SER	CYS	ENGINEERED MUTATION	UNP P40368

- Molecule 2 is a protein called Nucleoporin NUP116/NSP116.

Mol	Chain	Residues	Atoms						ZeroOcc	AltConf	Trace
2	B	146	Total	C	N	O	S	Se	0	0	0
			1165	745	204	212	3	1			
2	E	146	Total	C	N	O	S	Se	0	0	0
			1165	745	204	212	3	1			
2	H	146	Total	C	N	O	S	Se	0	0	0
			1165	745	204	212	3	1			
2	K	146	Total	C	N	O	S	Se	0	0	0
			1165	745	204	212	3	1			

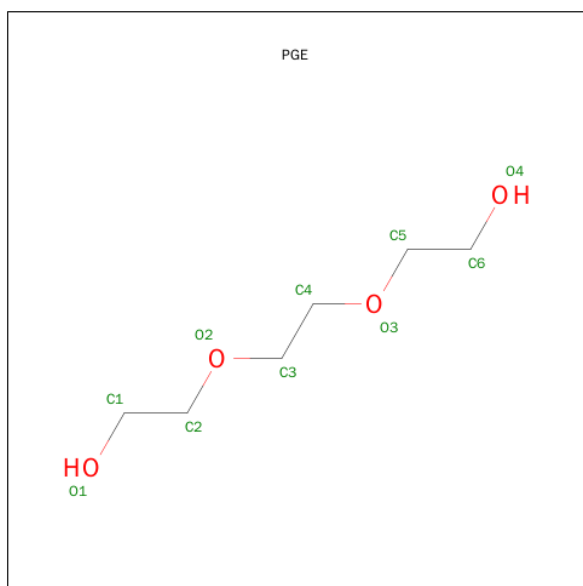
There are 4 discrepancies between the modelled and reference sequences:

Chain	Residue	Modelled	Actual	Comment	Reference
B	966	MSE	-	INITIATING METHIONINE	UNP Q02630
E	966	MSE	-	INITIATING METHIONINE	UNP Q02630
H	966	MSE	-	EXPRESSION TAG	UNP Q02630
K	966	MSE	-	INITIATING METHIONINE	UNP Q02630

- Molecule 3 is a protein called Nucleoporin NUP159.

Mol	Chain	Residues	Atoms					ZeroOcc	AltConf	Trace
3	C	26	Total	C	N	O	Se	0	0	0
			204	133	34	35	2			
3	F	26	Total	C	N	O	Se	0	0	0
			204	133	34	35	2			
3	I	28	Total	C	N	O	Se	0	0	0
			222	145	37	38	2			
3	L	24	Total	C	N	O	Se	0	0	0
			192	126	32	33	1			

- Molecule 4 is TRIETHYLENE GLYCOL (three-letter code: PGE) (formula: C₆H₁₄O₄).

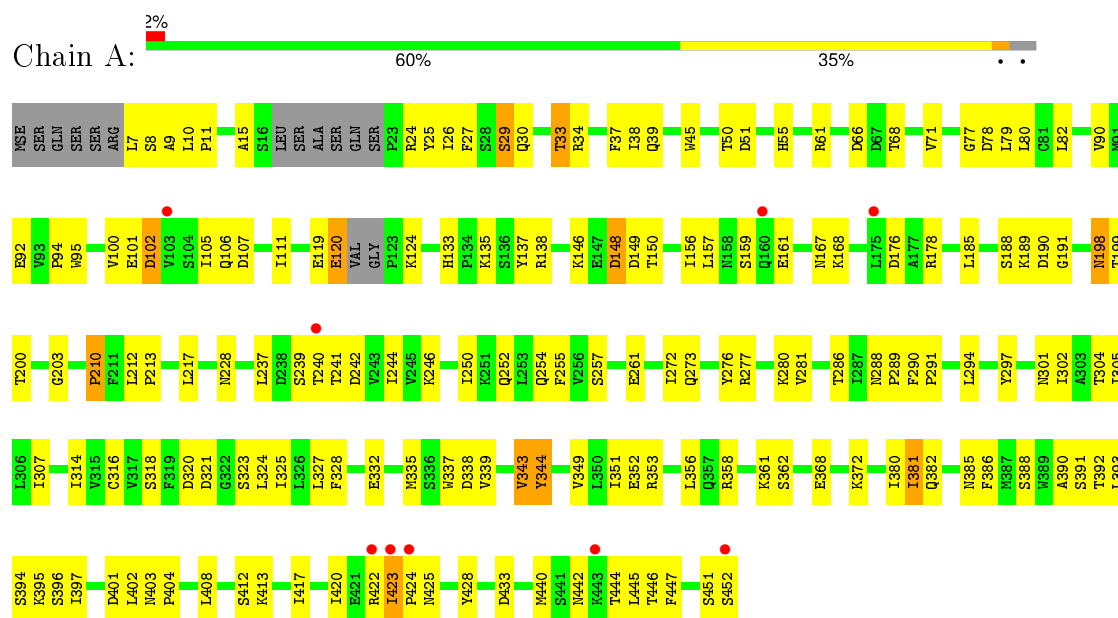


Mol	Chain	Residues	Atoms			ZeroOcc	AltConf
4	D	1	Total	C	O	0	0
			10	6	4		

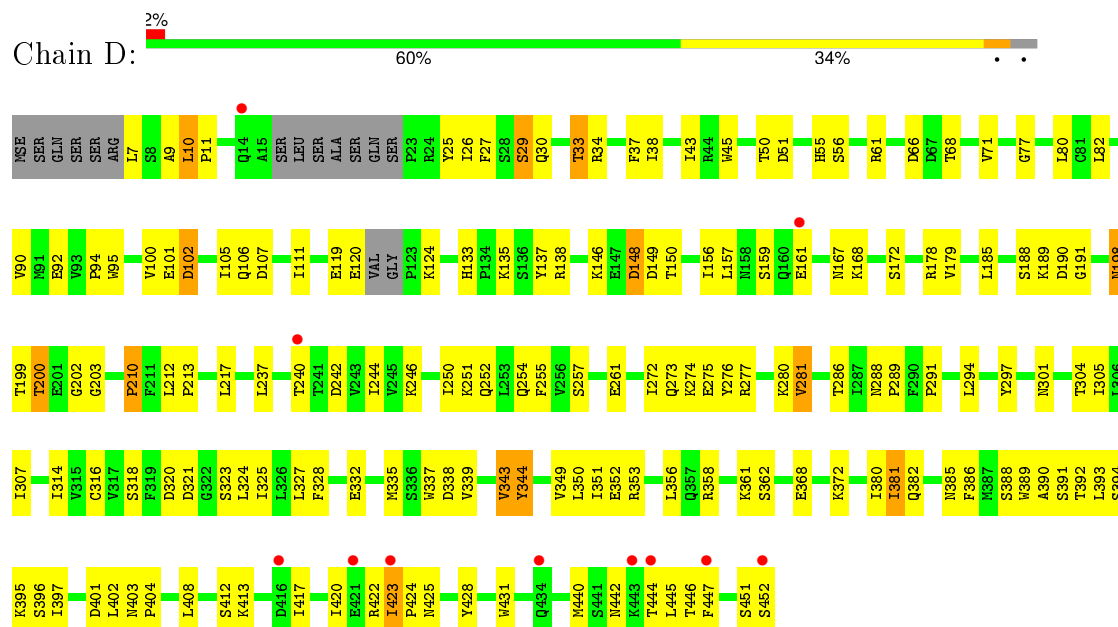
3 Residue-property plots

These plots are drawn for all protein, RNA and DNA chains in the entry. The first graphic for a chain summarises the proportions of errors displayed in the second graphic. The second graphic shows the sequence view annotated by issues in geometry and electron density. Residues are color-coded according to the number of geometric quality criteria for which they contain at least one outlier: green = 0, yellow = 1, orange = 2 and red = 3 or more. A red dot above a residue indicates a poor fit to the electron density ($\text{RSRZ} > 2$). Stretches of 2 or more consecutive residues without any outlier are shown as a green connector. Residues present in the sample, but not in the model, are shown in grey.

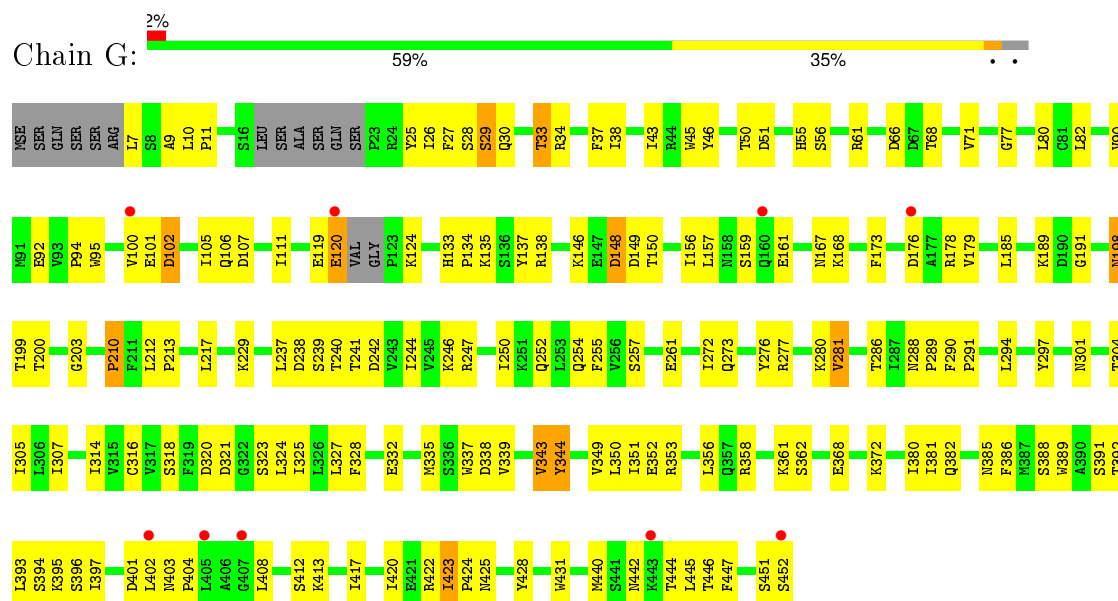
• Molecule 1: Nucleoporin NUP82



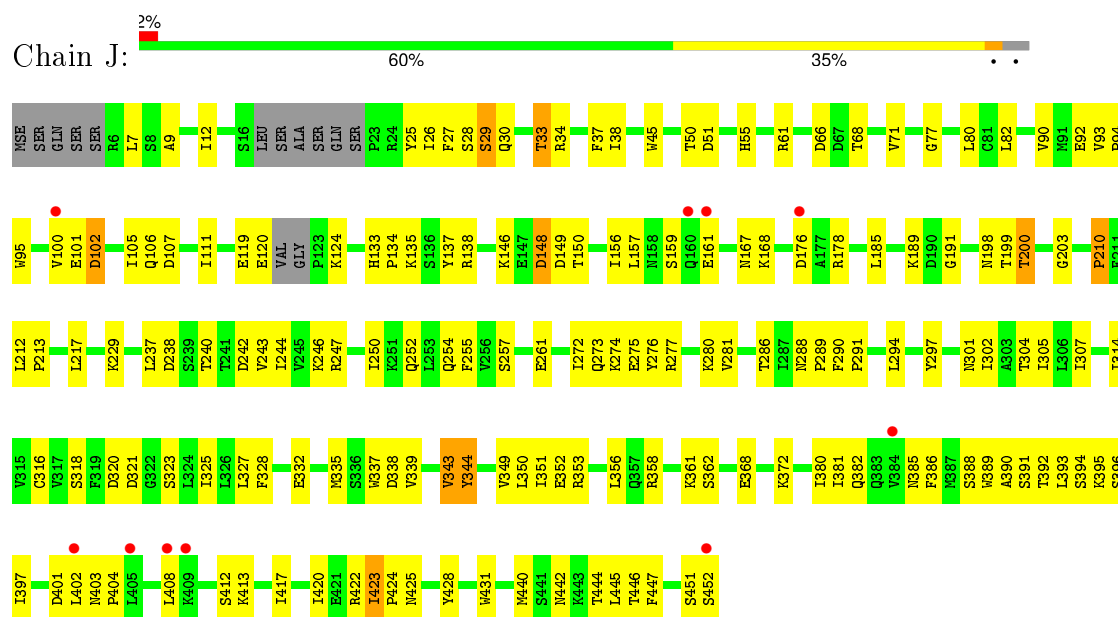
• Molecule 1: Nucleoporin NUP82



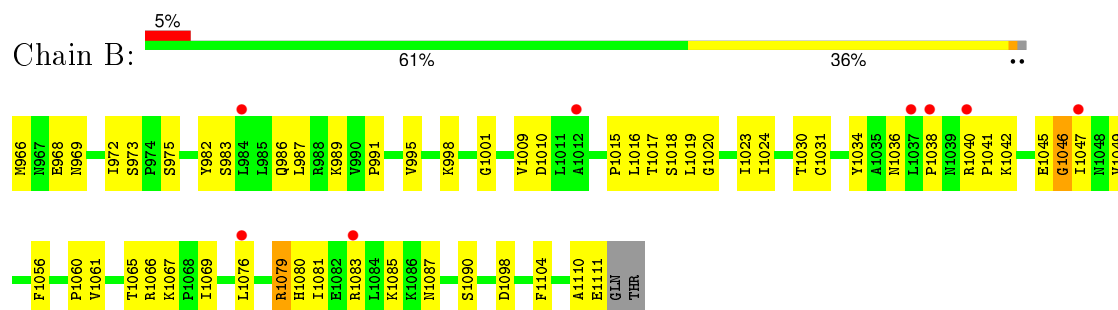
- Molecule 1: Nucleoporin NUP82



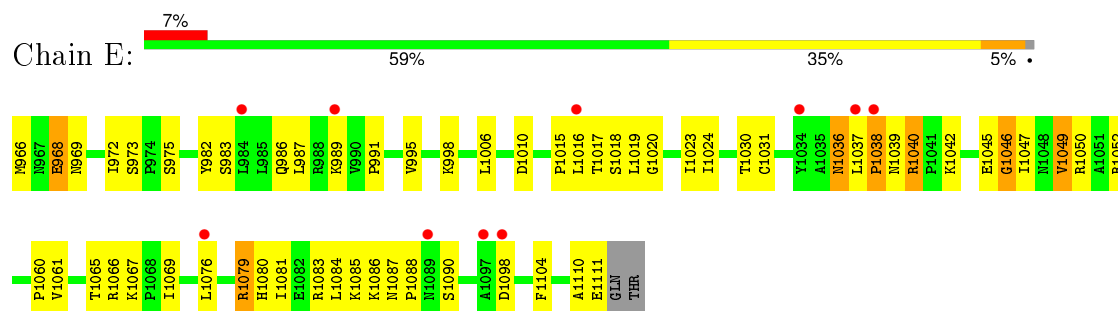
- Molecule 1: Nucleoporin NUP82



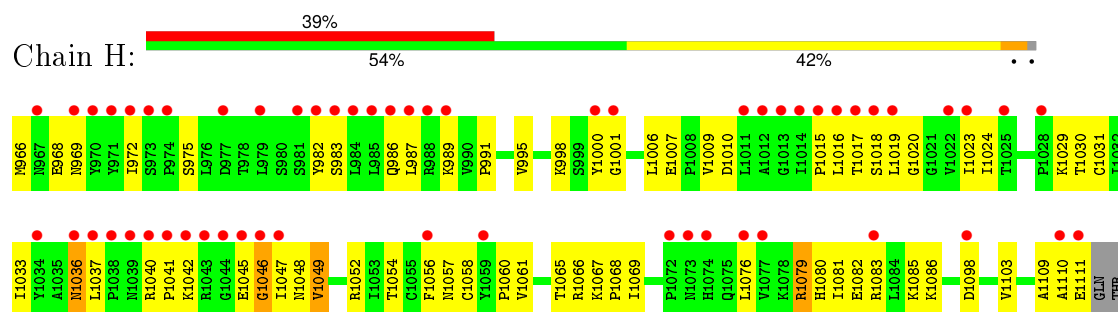
- Molecule 2: Nucleoporin NUP116/NSP116



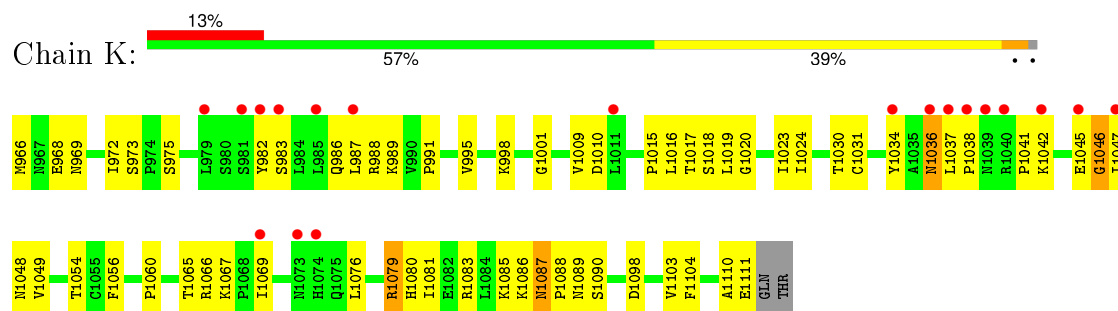
- Molecule 2: Nucleoporin NUP116/NSP116



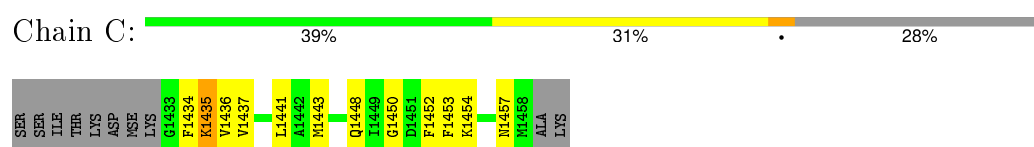
- Molecule 2: Nucleoporin NUP116/NSP116



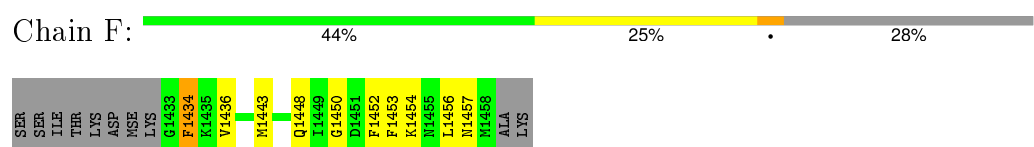
- Molecule 2: Nucleoporin NUP116/NSP116



- Molecule 3: Nucleoporin NUP159

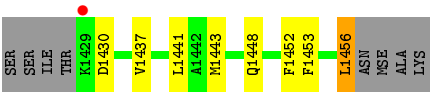


- Molecule 3: Nucleoporin NUP159



- Molecule 3: Nucleoporin NUP159





● Molecule 3: Nucleoporin NUP159



4 Data and refinement statistics

Property	Value	Source
Space group	P 1	Depositor
Cell constants a, b, c, α , β , γ	61.50Å 96.77Å 144.28Å 105.98° 93.97° 108.24°	Depositor
Resolution (Å)	50.00 – 2.60 47.11 – 2.81	Depositor EDS
% Data completeness (in resolution range)	(Not available) (50.00-2.60) 84.0 (47.11-2.81)	Depositor EDS
R_{merge}	(Not available)	Depositor
R_{sym}	0.10	Depositor
$\langle I/\sigma(I) \rangle$ ¹	4.40 (at 2.81Å)	Xtriage
Refinement program	CNS 1.2	Depositor
R, R_{free}	0.257 , 0.272 0.238 , 0.265	Depositor DCC
R_{free} test set	6672 reflections (9.82%)	DCC
Wilson B-factor (Å ²)	53.4	Xtriage
Anisotropy	0.889	Xtriage
Bulk solvent k_{sol} (e/Å ³), B_{sol} (Å ²)	0.31 , 38.2	EDS
Estimated twinning fraction	0.013 for -h,-k,h+k+l	Xtriage
L-test for twinning ²	$\langle L \rangle = 0.48$, $\langle L^2 \rangle = 0.31$	Xtriage
Outliers	0 of 70324 reflections	Xtriage
F_o, F_c correlation	0.92	EDS
Total number of atoms	19653	wwPDB-VP
Average B, all atoms (Å ²)	74.0	wwPDB-VP

Xtriage's analysis on translational NCS is as follows: *The largest off-origin peak in the Patterson function is 5.64% of the height of the origin peak. No significant pseudotranslation is detected.*

¹Intensities estimated from amplitudes.

²Theoretical values of $\langle |L| \rangle$, $\langle L^2 \rangle$ for acentric reflections are 0.5, 0.375 respectively for untwinned datasets, and 0.333, 0.2 for perfectly twinned datasets.

5 Model quality

5.1 Standard geometry

Bond lengths and bond angles in the following residue types are not validated in this section: PGE

The Z score for a bond length (or angle) is the number of standard deviations the observed value is removed from the expected value. A bond length (or angle) with $|Z| > 5$ is considered an outlier worth inspection. RMSZ is the root-mean-square of all Z scores of the bond lengths (or angles).

Mol	Chain	Bond lengths		Bond angles	
		RMSZ	# Z >5	RMSZ	# Z >5
1	A	0.43	0/3603	0.68	2/4877 (0.0%)
1	D	0.42	0/3597	0.68	2/4869 (0.0%)
1	G	0.42	0/3603	0.68	1/4877 (0.0%)
1	J	0.43	0/3614	0.68	1/4891 (0.0%)
2	B	0.35	0/1193	0.64	0/1617
2	E	0.35	0/1193	0.62	0/1617
2	H	0.41	0/1193	0.63	0/1617
2	K	0.37	0/1193	0.63	0/1617
3	C	0.53	0/204	0.61	0/266
3	F	0.48	0/204	0.56	0/266
3	I	0.44	0/222	0.64	0/288
3	L	0.49	0/193	0.52	0/254
All	All	0.41	0/20012	0.66	6/27056 (0.0%)

There are no bond length outliers.

All (6) bond angle outliers are listed below:

Mol	Chain	Res	Type	Atoms	Z	Observed(°)	Ideal(°)
1	J	343	VAL	N-CA-C	-5.42	96.38	111.00
1	G	343	VAL	N-CA-C	-5.15	97.09	111.00
1	D	343	VAL	N-CA-C	-5.10	97.23	111.00
1	A	343	VAL	N-CA-C	-5.05	97.36	111.00
1	A	381	ILE	N-CA-C	-5.04	97.38	111.00
1	D	381	ILE	N-CA-C	-5.01	97.48	111.00

There are no chirality outliers.

There are no planarity outliers.

5.2 Too-close contacts ⓘ

In the following table, the Non-H and H(model) columns list the number of non-hydrogen atoms and hydrogen atoms in the chain respectively. The H(added) column lists the number of hydrogen atoms added and optimized by MolProbity. The Clashes column lists the number of clashes within the asymmetric unit, whereas Symm-Clashes lists symmetry related clashes.

Mol	Chain	Non-H	H(model)	H(added)	Clashes	Symm-Clashes
1	A	3539	0	3507	141	0
1	D	3533	0	3502	146	0
1	G	3539	0	3507	154	0
1	J	3550	0	3520	157	0
2	B	1165	0	1183	39	0
2	E	1165	0	1183	46	0
2	H	1165	0	1183	54	0
2	K	1165	0	1183	46	0
3	C	204	0	213	11	0
3	F	204	0	213	12	0
3	I	222	0	237	13	0
3	L	192	0	201	10	0
4	D	10	0	14	5	0
All	All	19653	0	19646	784	0

The all-atom clashscore is defined as the number of clashes found per 1000 atoms (including hydrogen atoms). The all-atom clashscore for this structure is 20.

All (784) close contacts within the same asymmetric unit are listed below, sorted by their clash magnitude.

Atom-1	Atom-2	Interatomic distance (Å)	Clash overlap (Å)
2:H:1010:ASP:HB3	2:H:1046:GLY:HA2	1.41	0.99
1:G:10:LEU:HD12	1:G:11:PRO:HD2	1.51	0.92
1:J:444:THR:HG22	1:J:445:LEU:H	1.40	0.86
3:I:1437:VAL:HG11	1:J:243:VAL:HG12	1.58	0.85
1:G:444:THR:HG22	1:G:445:LEU:H	1.40	0.84
1:A:210:PRO:HG3	1:A:335:MSE:HE3	1.60	0.83
1:G:210:PRO:HG3	1:G:335:MSE:HE3	1.59	0.82
1:D:92:GLU:HB2	1:D:111:ILE:HD11	1.62	0.82
1:A:10:LEU:HD12	1:A:11:PRO:HD2	1.59	0.82
1:D:444:THR:HG22	1:D:445:LEU:H	1.41	0.81
1:J:90:VAL:HG11	1:J:156:ILE:HD13	1.62	0.81
1:A:210:PRO:CG	1:A:335:MSE:HE3	2.10	0.81
2:B:983:SER:HB2	2:B:986:GLN:HG2	1.63	0.81
1:G:210:PRO:CG	1:G:335:MSE:HE3	2.12	0.80

Continued on next page...

Continued from previous page...

Atom-1	Atom-2	Interatomic distance (Å)	Clash overlap (Å)
2:H:983:SER:HB2	2:H:986:GLN:HG2	1.64	0.80
2:E:983:SER:HB2	2:E:986:GLN:HG2	1.64	0.80
1:G:90:VAL:HG11	1:G:156:ILE:HD13	1.62	0.80
1:D:148:ASP:HB3	1:D:150:THR:HB	1.64	0.79
1:A:92:GLU:HB2	1:A:111:ILE:HD11	1.64	0.79
1:A:444:THR:HG22	1:A:445:LEU:H	1.43	0.79
1:J:381:ILE:HD11	1:J:424:PRO:HG3	1.65	0.79
2:H:1001:GLY:HA2	2:H:1056:PHE:CE2	2.17	0.79
1:A:148:ASP:HB3	1:A:150:THR:HB	1.64	0.78
1:D:343:VAL:HG11	2:E:1066:ARG:NH1	1.98	0.78
1:A:90:VAL:HG11	1:A:156:ILE:HD13	1.65	0.78
1:D:90:VAL:HG11	1:D:156:ILE:HD13	1.64	0.78
1:D:210:PRO:CG	1:D:335:MSE:HE3	2.13	0.78
1:D:210:PRO:HG3	1:D:335:MSE:HE3	1.65	0.77
1:J:343:VAL:HG11	2:K:1066:ARG:NH1	1.99	0.77
1:J:210:PRO:HG3	1:J:335:MSE:HE3	1.66	0.77
2:K:983:SER:HB2	2:K:986:GLN:HG2	1.65	0.77
2:H:972:ILE:HD11	2:H:1019:LEU:HB2	1.67	0.77
1:D:381:ILE:HD11	1:D:424:PRO:HG3	1.66	0.77
2:E:1038:PRO:C	2:E:1040:ARG:H	1.85	0.77
1:J:210:PRO:CG	1:J:335:MSE:HE3	2.15	0.77
1:J:92:GLU:HB2	1:J:111:ILE:HD11	1.65	0.76
1:G:148:ASP:HB3	1:G:150:THR:HB	1.66	0.76
1:G:381:ILE:HD11	1:G:424:PRO:HG3	1.67	0.76
3:I:1441:LEU:HD11	1:J:243:VAL:HG13	1.68	0.76
1:A:280:LYS:HD2	1:A:338:ASP:O	1.85	0.76
1:D:358:ARG:CZ	1:D:380:ILE:HD12	2.17	0.75
1:J:358:ARG:CZ	1:J:380:ILE:HD12	2.16	0.75
1:J:148:ASP:HB3	1:J:150:THR:HB	1.67	0.75
1:J:392:THR:HG21	1:J:408:LEU:HD11	1.67	0.75
1:G:358:ARG:CZ	1:G:380:ILE:HD12	2.16	0.74
1:G:255:PHE:CD2	1:G:335:MSE:HE1	2.22	0.74
2:B:972:ILE:HD11	2:B:1019:LEU:HB2	1.69	0.74
1:G:92:GLU:HB2	1:G:111:ILE:HD11	1.67	0.74
1:J:361:LYS:HE2	1:J:423:ILE:HD11	1.69	0.74
1:G:280:LYS:HD2	1:G:338:ASP:O	1.87	0.74
1:D:289:PRO:HG3	3:F:1457:ASN:HB2	1.69	0.74
1:G:119:GLU:O	1:G:124:LYS:HE2	1.88	0.74
1:J:119:GLU:O	1:J:124:LYS:HE2	1.88	0.73
1:D:27:PHE:HZ	1:D:71:VAL:HG23	1.53	0.73
1:A:358:ARG:CZ	1:A:380:ILE:HD12	2.19	0.73

Continued on next page...

Continued from previous page...

Atom-1	Atom-2	Interatomic distance (Å)	Clash overlap (Å)
1:A:381:ILE:HD11	1:A:424:PRO:HG3	1.68	0.73
1:D:189:LYS:HG2	1:D:304:THR:CG2	2.19	0.73
1:D:392:THR:HG21	1:D:408:LEU:HD11	1.70	0.73
1:A:361:LYS:HE2	1:A:423:ILE:HD11	1.70	0.73
1:D:280:LYS:HD2	1:D:338:ASP:O	1.87	0.73
1:J:343:VAL:HG11	2:K:1066:ARG:CZ	2.19	0.73
1:D:66:ASP:OD1	1:D:68:THR:HB	1.88	0.73
1:J:335:MSE:HE2	1:J:337:TRP:CZ2	2.25	0.72
1:J:66:ASP:OD1	1:J:68:THR:HB	1.89	0.72
1:A:392:THR:HG21	1:A:408:LEU:HD11	1.72	0.72
2:K:1086:LYS:O	2:K:1087:ASN:HB3	1.88	0.72
2:K:972:ILE:HD11	2:K:1019:LEU:HB2	1.69	0.72
1:A:66:ASP:OD1	1:A:68:THR:HB	1.89	0.72
1:J:37:PHE:HE1	1:J:440:MSE:HE1	1.54	0.72
1:G:189:LYS:HG2	1:G:304:THR:CG2	2.19	0.72
1:G:66:ASP:OD1	1:G:68:THR:HB	1.90	0.72
1:D:444:THR:HG22	1:D:445:LEU:N	2.04	0.72
1:D:335:MSE:HE2	1:D:337:TRP:CZ2	2.23	0.72
1:A:119:GLU:O	1:A:124:LYS:HE2	1.89	0.72
1:J:444:THR:HG22	1:J:445:LEU:N	2.05	0.72
1:A:335:MSE:HE2	1:A:337:TRP:CZ2	2.24	0.72
1:J:255:PHE:CD2	1:J:335:MSE:HE1	2.25	0.72
2:E:972:ILE:HD11	2:E:1019:LEU:HB2	1.70	0.71
1:G:392:THR:HG21	1:G:408:LEU:HD11	1.72	0.71
1:G:444:THR:HG22	1:G:445:LEU:N	2.05	0.71
1:G:361:LYS:HE2	1:G:423:ILE:HD11	1.72	0.71
1:D:119:GLU:O	1:D:124:LYS:HE2	1.90	0.71
1:J:280:LYS:HD2	1:J:338:ASP:O	1.89	0.71
2:K:1090:SER:HB2	2:K:1104:PHE:CD2	2.25	0.71
1:A:27:PHE:HZ	1:A:71:VAL:HG23	1.55	0.70
3:C:1434:PHE:O	3:C:1436:VAL:N	2.24	0.70
1:J:27:PHE:HZ	1:J:71:VAL:HG23	1.54	0.70
1:J:237:LEU:HD22	1:J:246:LYS:HG3	1.73	0.70
1:G:27:PHE:HZ	1:G:71:VAL:HG23	1.55	0.70
1:G:173:PHE:HE2	2:H:1033:ILE:HD12	1.56	0.70
1:A:444:THR:HG22	1:A:445:LEU:N	2.06	0.70
1:D:255:PHE:CD2	1:D:335:MSE:HE1	2.26	0.70
1:G:335:MSE:HE2	1:G:337:TRP:CZ2	2.27	0.69
1:G:7:LEU:HB2	1:G:431:TRP:CZ3	2.27	0.69
1:A:189:LYS:HG2	1:A:304:THR:CG2	2.22	0.69
1:A:255:PHE:CD2	1:A:335:MSE:HE1	2.26	0.69

Continued on next page...

Continued from previous page...

Atom-1	Atom-2	Interatomic distance (Å)	Clash overlap (Å)
1:D:34:ARG:HB3	1:D:95:TRP:CH2	2.28	0.69
1:D:440:MSE:HE2	1:D:445:LEU:HD13	1.75	0.69
1:D:361:LYS:HE2	1:D:423:ILE:HD11	1.74	0.69
2:K:1010:ASP:HB3	2:K:1046:GLY:HA2	1.75	0.69
2:H:989:LYS:O	2:H:991:PRO:HD3	1.94	0.68
1:J:325:ILE:HD12	1:J:327:LEU:HD21	1.75	0.68
2:E:989:LYS:O	2:E:991:PRO:HD3	1.94	0.67
2:H:1042:LYS:O	2:H:1045:GLU:HB2	1.95	0.67
1:G:343:VAL:HG11	2:H:1066:ARG:NH1	2.10	0.67
2:K:989:LYS:O	2:K:991:PRO:HD3	1.94	0.67
2:B:989:LYS:O	2:B:991:PRO:HD3	1.95	0.66
2:K:1037:LEU:N	2:K:1038:PRO:HD3	2.09	0.66
2:B:1042:LYS:O	2:B:1045:GLU:HB2	1.95	0.66
1:J:422:ARG:HG3	1:J:442:ASN:HD21	1.58	0.66
1:A:15:ALA:HB2	1:A:24:ARG:HH21	1.61	0.66
1:D:301:ASN:H	1:D:318:SER:HB2	1.61	0.66
3:I:1437:VAL:CG1	1:J:243:VAL:HG12	2.25	0.66
1:A:325:ILE:HD12	1:A:327:LEU:HD21	1.78	0.66
1:A:440:MSE:HE2	1:A:445:LEU:HD13	1.78	0.66
1:J:335:MSE:HE2	1:J:337:TRP:CH2	2.31	0.65
1:D:422:ARG:HG3	1:D:442:ASN:HD21	1.61	0.65
1:A:422:ARG:HG3	1:A:442:ASN:HD21	1.61	0.65
2:H:1010:ASP:HB3	2:H:1046:GLY:CA	2.21	0.65
1:J:440:MSE:HE2	1:J:445:LEU:HD13	1.76	0.65
1:J:189:LYS:HG2	1:J:304:THR:CG2	2.26	0.65
1:G:440:MSE:HE2	1:G:445:LEU:HD13	1.78	0.65
1:D:343:VAL:HG11	2:E:1066:ARG:CZ	2.26	0.65
1:D:30:GLN:O	1:D:33:THR:HB	1.97	0.65
2:H:1082:GLU:HG2	2:H:1086:LYS:HE3	1.79	0.65
1:J:30:GLN:O	1:J:33:THR:HB	1.96	0.65
1:A:92:GLU:HB2	1:A:111:ILE:CD1	2.26	0.64
1:J:92:GLU:HB2	1:J:111:ILE:CD1	2.26	0.64
1:J:34:ARG:HB3	1:J:95:TRP:CH2	2.31	0.64
1:G:255:PHE:CE2	1:G:335:MSE:HE1	2.32	0.64
1:G:34:ARG:HB3	1:G:95:TRP:CH2	2.32	0.64
1:G:335:MSE:HE2	1:G:337:TRP:CH2	2.32	0.64
1:G:422:ARG:HG3	1:G:442:ASN:HD21	1.61	0.64
1:J:307:ILE:HD11	1:J:314:ILE:HD11	1.78	0.64
1:A:301:ASN:H	1:A:318:SER:HB2	1.63	0.64
1:G:30:GLN:O	1:G:33:THR:HB	1.97	0.64
2:B:1090:SER:HB2	2:B:1104:PHE:CD2	2.33	0.64

Continued on next page...

Continued from previous page...

Atom-1	Atom-2	Interatomic distance (Å)	Clash overlap (Å)
2:K:1042:LYS:O	2:K:1045:GLU:HB2	1.97	0.64
2:K:1069:ILE:HD12	2:K:1076:LEU:HD12	1.80	0.64
1:A:30:GLN:O	1:A:33:THR:HB	1.98	0.64
1:A:34:ARG:HB3	1:A:95:TRP:CH2	2.33	0.64
2:E:1042:LYS:O	2:E:1045:GLU:HB2	1.97	0.64
1:D:92:GLU:HB2	1:D:111:ILE:CD1	2.26	0.63
1:D:25:TYR:CD2	1:D:71:VAL:HG22	2.33	0.63
1:G:25:TYR:CD2	1:G:71:VAL:HG22	2.34	0.63
1:J:255:PHE:CE2	1:J:335:MSE:HE1	2.34	0.63
1:G:92:GLU:HB2	1:G:111:ILE:CD1	2.28	0.63
1:J:301:ASN:H	1:J:318:SER:HB2	1.64	0.63
1:G:29:SER:OG	1:G:77:GLY:HA3	1.98	0.63
1:A:335:MSE:HE2	1:A:337:TRP:CH2	2.34	0.62
1:D:335:MSE:HE2	1:D:337:TRP:CH2	2.33	0.62
1:G:301:ASN:H	1:G:318:SER:HB2	1.63	0.62
1:D:26:ILE:HB	1:D:440:MSE:HE3	1.80	0.62
2:B:1015:PRO:HG2	2:B:1018:SER:OG	1.99	0.62
1:D:255:PHE:CE2	1:D:335:MSE:HE1	2.34	0.62
1:G:380:ILE:HG22	1:G:381:ILE:N	2.14	0.62
1:J:37:PHE:HE1	1:J:440:MSE:CE	2.12	0.62
1:J:402:LEU:HD21	3:L:1448:GLN:HB3	1.79	0.62
1:G:100:VAL:HG12	1:G:106:GLN:HG2	1.82	0.62
2:E:1069:ILE:HD12	2:E:1076:LEU:HD12	1.82	0.62
1:G:307:ILE:HD11	1:G:314:ILE:HD11	1.80	0.62
1:J:444:THR:CG2	1:J:445:LEU:H	2.13	0.62
1:A:25:TYR:CD2	1:A:71:VAL:HG22	2.34	0.62
2:E:1015:PRO:HG2	2:E:1018:SER:OG	2.00	0.62
2:H:1015:PRO:HG2	2:H:1018:SER:OG	2.00	0.62
1:A:372:LYS:HE2	1:A:385:ASN:ND2	2.16	0.61
1:A:255:PHE:CE2	1:A:335:MSE:HE1	2.35	0.61
1:D:380:ILE:HG22	1:D:381:ILE:N	2.14	0.61
1:D:100:VAL:HG12	1:D:106:GLN:HG2	1.80	0.61
1:D:148:ASP:O	1:D:149:ASP:HB2	2.00	0.61
1:A:146:LYS:HB2	1:A:150:THR:HG22	1.82	0.61
2:H:1069:ILE:HD12	2:H:1076:LEU:HD12	1.81	0.61
2:B:1069:ILE:HD12	2:B:1076:LEU:HD12	1.82	0.61
1:A:38:ILE:HD11	1:A:80:LEU:HD13	1.83	0.61
1:A:148:ASP:O	1:A:149:ASP:HB2	2.00	0.61
2:K:1015:PRO:HG2	2:K:1018:SER:OG	1.99	0.61
1:J:380:ILE:HG22	1:J:381:ILE:N	2.15	0.61
1:D:372:LYS:HE2	1:D:385:ASN:ND2	2.16	0.61

Continued on next page...

Continued from previous page...

Atom-1	Atom-2	Interatomic distance (Å)	Clash overlap (Å)
1:D:146:LYS:HB2	1:D:150:THR:HG22	1.81	0.61
1:A:380:ILE:HG22	1:A:381:ILE:N	2.14	0.61
1:J:100:VAL:HG12	1:J:106:GLN:HG2	1.83	0.61
1:D:297:TYR:HB3	1:D:320:ASP:HB2	1.83	0.61
1:G:148:ASP:O	1:G:149:ASP:HB2	2.00	0.61
2:B:1040:ARG:N	2:B:1041:PRO:HD3	2.15	0.61
1:D:307:ILE:HD11	1:D:314:ILE:HD11	1.83	0.61
1:A:343:VAL:O	1:A:344:TYR:HB2	2.01	0.60
1:D:38:ILE:HD11	1:D:80:LEU:HD13	1.84	0.60
1:G:444:THR:CG2	1:G:445:LEU:H	2.13	0.60
1:A:307:ILE:HD11	1:A:314:ILE:HD11	1.84	0.60
2:K:1081:ILE:HG22	2:K:1085:LYS:HE3	1.84	0.60
1:J:148:ASP:O	1:J:149:ASP:HB2	2.02	0.60
1:J:25:TYR:CD2	1:J:71:VAL:HG22	2.37	0.60
1:G:38:ILE:HD11	1:G:80:LEU:HD13	1.84	0.60
1:A:297:TYR:HB3	1:A:320:ASP:HB2	1.84	0.60
1:G:146:LYS:HB2	1:G:150:THR:HG22	1.84	0.59
2:K:1065:THR:HG22	2:K:1067:LYS:HG3	1.83	0.59
1:J:372:LYS:HE2	1:J:385:ASN:ND2	2.16	0.59
1:D:325:ILE:HD12	1:D:327:LEU:HD21	1.84	0.59
1:G:325:ILE:HD12	1:G:327:LEU:HD21	1.84	0.59
1:G:10:LEU:HD21	1:G:46:TYR:CE2	2.37	0.59
1:G:343:VAL:O	1:G:344:TYR:HB2	2.03	0.59
1:J:82:LEU:HD12	1:J:82:LEU:N	2.17	0.59
1:D:343:VAL:O	1:D:344:TYR:HB2	2.02	0.59
1:A:100:VAL:HG12	1:A:106:GLN:HG2	1.83	0.59
2:H:1110:ALA:O	2:H:1111:GLU:HG3	2.03	0.59
2:K:969:ASN:O	2:K:998:LYS:HG3	2.03	0.59
1:G:37:PHE:HE1	1:G:440:MSE:HE1	1.68	0.58
1:J:297:TYR:HB3	1:J:320:ASP:HB2	1.84	0.58
2:H:1081:ILE:HG22	2:H:1085:LYS:HE3	1.85	0.58
1:A:343:VAL:HG11	2:B:1066:ARG:NH1	2.18	0.58
2:H:1029:LYS:HE2	2:H:1057:ASN:O	2.03	0.58
1:G:372:LYS:HE2	1:G:385:ASN:ND2	2.17	0.58
1:A:289:PRO:HG3	3:C:1457:ASN:HB2	1.85	0.58
1:J:386:PHE:HB3	1:J:412:SER:OG	2.03	0.58
2:B:1110:ALA:O	2:B:1111:GLU:HG3	2.04	0.58
1:G:386:PHE:HB3	1:G:412:SER:OG	2.04	0.58
1:A:305:ILE:HD12	1:A:305:ILE:N	2.19	0.58
1:D:349:VAL:HG11	3:F:1453:PHE:HB2	1.85	0.58
1:G:26:ILE:HB	1:G:440:MSE:HE3	1.86	0.57

Continued on next page...

Continued from previous page...

Atom-1	Atom-2	Interatomic distance (Å)	Clash overlap (Å)
2:E:1065:THR:HG22	2:E:1067:LYS:HG3	1.84	0.57
3:I:1437:VAL:CG1	1:J:243:VAL:CG1	2.82	0.57
1:D:444:THR:CG2	1:D:445:LEU:H	2.14	0.57
1:D:402:LEU:HD21	3:F:1448:GLN:HB3	1.84	0.57
1:G:305:ILE:HD12	1:G:305:ILE:N	2.19	0.57
3:L:1452:PHE:CE1	3:L:1456:LEU:HD22	2.39	0.57
1:G:297:TYR:HB3	1:G:320:ASP:HB2	1.85	0.57
1:G:349:VAL:HG11	3:I:1453:PHE:HB2	1.86	0.57
1:A:444:THR:CG2	1:A:445:LEU:H	2.15	0.57
1:J:307:ILE:HD11	1:J:314:ILE:CD1	2.34	0.57
2:B:966:MSE:HG3	2:B:1020:GLY:HA3	1.86	0.57
1:J:343:VAL:O	1:J:344:TYR:HB2	2.05	0.57
2:K:1110:ALA:O	2:K:1111:GLU:HG3	2.04	0.57
1:A:257:SER:O	1:A:261:GLU:HG3	2.04	0.57
2:B:1065:THR:HG22	2:B:1067:LYS:HG3	1.85	0.57
1:D:29:SER:OG	1:D:77:GLY:HA3	2.05	0.57
1:G:257:SER:O	1:G:261:GLU:HG3	2.05	0.57
2:B:1081:ILE:HG22	2:B:1085:LYS:HE3	1.85	0.57
1:J:440:MSE:CE	1:J:445:LEU:HD13	2.35	0.56
2:B:983:SER:CB	2:B:986:GLN:HG2	2.35	0.56
1:J:146:LYS:HB2	1:J:150:THR:HG22	1.87	0.56
2:H:1065:THR:HG22	2:H:1067:LYS:HG3	1.87	0.56
3:I:1456:LEU:O	3:I:1456:LEU:HD12	2.05	0.56
1:A:29:SER:OG	1:A:77:GLY:HA3	2.05	0.56
2:E:983:SER:CB	2:E:986:GLN:HG2	2.35	0.56
3:C:1434:PHE:C	3:C:1436:VAL:H	2.08	0.56
1:A:29:SER:HB3	1:A:34:ARG:HD3	1.87	0.56
2:K:1065:THR:HG21	2:K:1067:LYS:HD2	1.88	0.56
2:K:966:MSE:HG3	2:K:1020:GLY:HA3	1.86	0.56
2:H:966:MSE:HG3	2:H:1020:GLY:HA3	1.87	0.56
1:J:305:ILE:HD12	1:J:305:ILE:N	2.21	0.56
2:H:1010:ASP:CB	2:H:1046:GLY:HA2	2.27	0.56
2:E:1065:THR:HG21	2:E:1067:LYS:HD2	1.86	0.56
1:G:82:LEU:HD12	1:G:82:LEU:N	2.21	0.56
2:E:1081:ILE:HG22	2:E:1085:LYS:HE3	1.86	0.56
1:D:276:TYR:CE2	4:D:6119:PGE:H5	2.40	0.56
2:H:969:ASN:O	2:H:998:LYS:HG3	2.06	0.56
1:J:242:ASP:OD1	1:J:244:ILE:N	2.39	0.56
1:D:257:SER:O	1:D:261:GLU:HG3	2.05	0.56
2:E:1110:ALA:O	2:E:1111:GLU:HG3	2.06	0.56
1:J:38:ILE:HD11	1:J:80:LEU:HD13	1.88	0.56

Continued on next page...

Continued from previous page...

Atom-1	Atom-2	Interatomic distance (Å)	Clash overlap (Å)
1:G:29:SER:HB3	1:G:34:ARG:HD3	1.87	0.56
1:J:29:SER:HB3	1:J:34:ARG:HD3	1.87	0.55
1:D:242:ASP:OD1	1:D:244:ILE:N	2.39	0.55
1:A:402:LEU:HD21	3:C:1448:GLN:HB3	1.88	0.55
1:J:29:SER:OG	1:J:77:GLY:HA3	2.06	0.55
2:B:1010:ASP:HB3	2:B:1046:GLY:HA2	1.87	0.55
3:F:1434:PHE:N	3:F:1434:PHE:CD1	2.73	0.55
2:B:1065:THR:HG21	2:B:1067:LYS:HD2	1.87	0.55
2:H:983:SER:CB	2:H:986:GLN:HG2	2.35	0.55
2:B:969:ASN:O	2:B:998:LYS:HG3	2.06	0.55
2:E:969:ASN:O	2:E:998:LYS:HG3	2.05	0.55
2:K:1041:PRO:HB2	2:K:1048:ASN:HB2	1.88	0.55
1:A:386:PHE:HB3	1:A:412:SER:OG	2.06	0.55
2:H:1065:THR:HG21	2:H:1067:LYS:HD2	1.89	0.55
1:J:381:ILE:HD11	1:J:420:ILE:HG21	1.89	0.55
1:A:343:VAL:HG11	2:B:1066:ARG:CZ	2.37	0.55
1:J:257:SER:O	1:J:261:GLU:HG3	2.07	0.55
2:E:966:MSE:HG3	2:E:1020:GLY:HA3	1.88	0.54
1:G:10:LEU:CD1	1:G:11:PRO:HD2	2.31	0.54
2:H:995:VAL:HG21	2:H:1024:ILE:HD12	1.88	0.54
1:D:386:PHE:HB3	1:D:412:SER:OG	2.07	0.54
1:A:210:PRO:HG3	1:A:335:MSE:CE	2.34	0.54
1:G:37:PHE:HE1	1:G:440:MSE:CE	2.21	0.54
1:J:189:LYS:NZ	1:J:304:THR:HG22	2.21	0.54
1:D:137:TYR:CE2	1:D:138:ARG:HG3	2.43	0.54
1:J:332:GLU:CB	3:L:1443:MSE:HE3	2.38	0.54
1:G:307:ILE:HD11	1:G:314:ILE:CD1	2.38	0.54
1:D:202:GLY:HA2	2:E:1079:ARG:HH12	1.72	0.54
1:G:210:PRO:HG3	1:G:335:MSE:CE	2.37	0.53
2:K:1001:GLY:HA2	2:K:1056:PHE:CE2	2.43	0.53
1:J:402:LEU:HD21	3:L:1448:GLN:CB	2.38	0.53
1:G:402:LEU:HD21	3:I:1448:GLN:HB3	1.91	0.53
2:K:1017:THR:HG22	2:K:1017:THR:O	2.08	0.53
1:G:332:GLU:CB	3:I:1443:MSE:HE3	2.39	0.53
1:G:10:LEU:HD21	1:G:46:TYR:HE2	1.73	0.53
1:A:349:VAL:HG11	3:C:1453:PHE:HB2	1.90	0.53
1:D:212:LEU:O	1:D:277:ARG:HD2	2.08	0.53
1:A:26:ILE:HB	1:A:440:MSE:HE3	1.90	0.53
2:H:982:TYR:HB2	2:H:987:LEU:HD13	1.90	0.53
1:G:242:ASP:OD1	1:G:244:ILE:N	2.41	0.53
1:A:242:ASP:OD1	1:A:244:ILE:N	2.42	0.53

Continued on next page...

Continued from previous page...

Atom-1	Atom-2	Interatomic distance (Å)	Clash overlap (Å)
1:D:7:LEU:HB2	1:D:431:TRP:CZ3	2.44	0.53
1:G:173:PHE:CZ	2:H:1109:ALA:O	2.62	0.53
1:A:380:ILE:CG2	1:A:381:ILE:N	2.71	0.53
1:A:82:LEU:HD12	1:A:82:LEU:N	2.24	0.53
1:G:199:THR:O	1:G:199:THR:HG22	2.09	0.53
1:A:138:ARG:NH2	1:A:157:LEU:HD13	2.24	0.53
1:D:307:ILE:HD11	1:D:314:ILE:CD1	2.39	0.52
2:H:1000:TYR:C	2:H:1056:PHE:CD2	2.83	0.52
2:K:982:TYR:HB2	2:K:987:LEU:HD13	1.91	0.52
2:K:1009:VAL:HG13	2:K:1046:GLY:O	2.10	0.52
1:J:381:ILE:HD11	1:J:424:PRO:CG	2.38	0.52
1:D:402:LEU:HD21	3:F:1448:GLN:CB	2.40	0.52
1:D:82:LEU:HD12	1:D:82:LEU:N	2.24	0.52
1:D:380:ILE:CG2	1:D:381:ILE:N	2.72	0.52
1:G:380:ILE:CG2	1:G:381:ILE:N	2.72	0.52
1:J:289:PRO:HG3	3:L:1457:ASN:HB2	1.92	0.52
1:D:305:ILE:N	1:D:305:ILE:HD12	2.24	0.52
2:E:1037:LEU:N	2:E:1038:PRO:HD3	2.24	0.52
1:D:27:PHE:CZ	1:D:71:VAL:HG23	2.40	0.52
1:D:29:SER:HB3	1:D:34:ARG:HD3	1.90	0.52
1:J:356:LEU:O	1:J:358:ARG:HG3	2.10	0.52
2:B:1017:THR:O	2:B:1017:THR:HG22	2.10	0.52
3:I:1441:LEU:CD1	1:J:243:VAL:HG13	2.38	0.52
2:K:995:VAL:HG21	2:K:1024:ILE:HD12	1.91	0.52
1:D:138:ARG:NH2	1:D:157:LEU:HD13	2.25	0.52
1:J:422:ARG:CG	1:J:442:ASN:HD21	2.22	0.51
1:G:381:ILE:HD11	1:G:420:ILE:HG21	1.92	0.51
2:K:1087:ASN:C	2:K:1089:ASN:H	2.13	0.51
1:A:307:ILE:HD11	1:A:314:ILE:CD1	2.40	0.51
1:J:138:ARG:NH2	1:J:157:LEU:HD13	2.25	0.51
1:A:440:MSE:CE	1:A:445:LEU:HD13	2.39	0.51
1:G:138:ARG:NH2	1:G:157:LEU:HD13	2.25	0.51
1:D:440:MSE:CE	1:D:445:LEU:HD13	2.39	0.51
2:K:983:SER:CB	2:K:986:GLN:HG2	2.35	0.51
2:E:995:VAL:HG21	2:E:1024:ILE:HD12	1.92	0.51
1:J:393:LEU:O	1:J:397:ILE:HG13	2.10	0.51
1:D:422:ARG:O	1:D:423:ILE:C	2.49	0.51
1:G:27:PHE:CZ	1:G:71:VAL:HG23	2.42	0.51
1:D:393:LEU:O	1:D:397:ILE:HG13	2.11	0.51
1:D:403:ASN:HB2	1:D:404:PRO:HD3	1.93	0.51
1:J:321:ASP:OD2	1:J:323:SER:HB2	2.09	0.51

Continued on next page...

Continued from previous page...

Atom-1	Atom-2	Interatomic distance (Å)	Clash overlap (Å)
1:J:238:ASP:OD2	1:J:240:THR:HB	2.10	0.51
1:A:420:ILE:HG21	1:A:424:PRO:HG3	1.93	0.51
1:J:349:VAL:HG11	3:L:1453:PHE:HB2	1.92	0.51
1:J:403:ASN:HB2	1:J:404:PRO:HD3	1.92	0.51
1:J:380:ILE:CG2	1:J:381:ILE:N	2.73	0.51
1:G:422:ARG:O	1:G:423:ILE:C	2.49	0.51
1:A:381:ILE:HD11	1:A:420:ILE:HG21	1.93	0.51
1:D:332:GLU:CB	3:F:1443:MSE:HE3	2.41	0.51
1:A:210:PRO:CB	1:A:335:MSE:HE3	2.40	0.51
1:J:27:PHE:CZ	1:J:71:VAL:HG23	2.40	0.51
1:D:381:ILE:HD11	1:D:420:ILE:HG21	1.92	0.50
2:E:1017:THR:O	2:E:1017:THR:HG22	2.11	0.50
1:A:393:LEU:O	1:A:397:ILE:HG13	2.11	0.50
1:G:238:ASP:OD2	1:G:240:THR:N	2.40	0.50
1:G:356:LEU:O	1:G:358:ARG:HG3	2.12	0.50
1:A:199:THR:O	1:A:199:THR:HG22	2.10	0.50
1:J:199:THR:O	1:J:199:THR:HG22	2.10	0.50
2:H:1009:VAL:HG13	2:H:1046:GLY:O	2.10	0.50
1:D:210:PRO:HG3	1:D:335:MSE:CE	2.39	0.50
1:J:137:TYR:CE2	1:J:138:ARG:HG3	2.46	0.50
1:A:237:LEU:HD22	1:A:246:LYS:HG3	1.93	0.50
1:A:388:SER:OG	1:A:413:LYS:HE3	2.11	0.50
3:L:1456:LEU:HG	3:L:1456:LEU:O	2.11	0.50
1:G:420:ILE:HG21	1:G:424:PRO:HG3	1.94	0.50
1:G:388:SER:OG	1:G:413:LYS:HE3	2.12	0.50
1:J:425:ASN:HB3	1:J:440:MSE:HB3	1.94	0.50
1:A:37:PHE:HE1	1:A:440:MSE:CE	2.25	0.50
1:J:210:PRO:CB	1:J:335:MSE:HE3	2.42	0.50
2:H:1017:THR:HG22	2:H:1017:THR:O	2.12	0.50
2:B:1001:GLY:HA2	2:B:1056:PHE:CE2	2.47	0.50
1:G:381:ILE:HD11	1:G:424:PRO:CG	2.38	0.50
1:A:422:ARG:O	1:A:423:ILE:C	2.50	0.50
1:G:250:ILE:O	1:G:254:GLN:HG3	2.12	0.50
1:A:250:ILE:O	1:A:254:GLN:HG3	2.11	0.50
1:D:237:LEU:HD22	1:D:246:LYS:HG3	1.93	0.50
1:G:7:LEU:HB2	1:G:431:TRP:CH2	2.46	0.50
1:A:403:ASN:HB2	1:A:404:PRO:HD3	1.94	0.50
1:J:325:ILE:O	1:J:325:ILE:HG13	2.12	0.49
1:A:446:THR:HG22	1:A:447:PHE:N	2.26	0.49
1:G:167:ASN:O	1:G:178:ARG:NH1	2.43	0.49
1:J:422:ARG:O	1:J:423:ILE:C	2.50	0.49

Continued on next page...

Continued from previous page...

Atom-1	Atom-2	Interatomic distance (Å)	Clash overlap (Å)
1:A:356:LEU:O	1:A:358:ARG:HG3	2.12	0.49
1:D:33:THR:HG22	1:D:34:ARG:HG3	1.94	0.49
1:G:403:ASN:HB2	1:G:404:PRO:HD3	1.93	0.49
1:G:440:MSE:CE	1:G:445:LEU:HD13	2.40	0.49
2:B:995:VAL:HG21	2:B:1024:ILE:HD12	1.93	0.49
1:A:27:PHE:CZ	1:A:71:VAL:HG23	2.42	0.49
1:A:343:VAL:O	1:A:344:TYR:CB	2.61	0.49
1:G:45:TRP:CZ2	1:G:94:PRO:HB2	2.47	0.49
1:D:199:THR:O	1:D:199:THR:HG22	2.12	0.49
1:G:425:ASN:HB3	1:G:440:MSE:HB3	1.94	0.49
1:A:425:ASN:HB3	1:A:440:MSE:HB3	1.94	0.49
1:D:356:LEU:O	1:D:358:ARG:HG3	2.13	0.49
1:D:189:LYS:HG2	1:D:304:THR:HG21	1.91	0.49
1:G:30:GLN:CG	1:G:34:ARG:HD2	2.42	0.49
2:E:1018:SER:HB3	2:E:1023:ILE:HG13	1.94	0.49
1:D:212:LEU:HD13	1:D:272:ILE:HD13	1.95	0.49
1:G:240:THR:HG22	1:G:240:THR:O	2.12	0.49
1:A:332:GLU:CB	3:C:1443:MSE:HE3	2.43	0.49
1:G:189:LYS:HG2	1:G:304:THR:HG22	1.94	0.49
1:D:250:ILE:O	1:D:254:GLN:HG3	2.12	0.49
2:E:982:TYR:HB2	2:E:987:LEU:HD13	1.93	0.49
1:J:392:THR:CG2	1:J:408:LEU:HD11	2.41	0.48
1:A:392:THR:CG2	1:A:408:LEU:HD11	2.43	0.48
1:A:167:ASN:O	1:A:178:ARG:NH1	2.46	0.48
2:B:982:TYR:HB2	2:B:987:LEU:HD13	1.93	0.48
1:D:45:TRP:CZ2	1:D:94:PRO:HB2	2.48	0.48
1:A:444:THR:CG2	1:A:445:LEU:N	2.75	0.48
1:D:210:PRO:CB	1:D:335:MSE:HE3	2.43	0.48
1:D:45:TRP:CE2	1:D:55:HIS:HB2	2.49	0.48
1:J:30:GLN:CG	1:J:34:ARG:HD2	2.44	0.48
1:D:343:VAL:O	1:D:344:TYR:CB	2.62	0.48
1:D:422:ARG:CG	1:D:442:ASN:HD21	2.25	0.48
1:A:381:ILE:HD11	1:A:424:PRO:CG	2.39	0.48
1:D:189:LYS:HG2	1:D:304:THR:HG22	1.95	0.48
1:A:189:LYS:HG2	1:A:304:THR:HG22	1.95	0.48
3:L:1453:PHE:O	3:L:1457:ASN:ND2	2.43	0.48
1:A:45:TRP:CZ2	1:A:94:PRO:HB2	2.48	0.48
1:J:420:ILE:HG21	1:J:424:PRO:HG3	1.95	0.48
1:G:325:ILE:HG13	1:G:325:ILE:O	2.14	0.48
1:D:133:HIS:CE1	1:D:213:PRO:HD3	2.49	0.48
1:G:451:SER:O	1:G:452:SER:HB3	2.13	0.48

Continued on next page...

Continued from previous page...

Atom-1	Atom-2	Interatomic distance (Å)	Clash overlap (Å)
1:G:273:GLN:OE1	1:G:276:TYR:HE1	1.97	0.48
1:J:451:SER:O	1:J:452:SER:HB3	2.13	0.48
1:J:391:SER:O	1:J:395:LYS:HG3	2.14	0.48
3:F:1456:LEU:HG	3:F:1456:LEU:O	2.14	0.48
1:A:61:ARG:NH1	1:A:107:ASP:OD1	2.46	0.48
1:D:420:ILE:HG21	1:D:424:PRO:HG3	1.96	0.48
1:D:446:THR:HG22	1:D:447:PHE:N	2.28	0.48
1:D:9:ALA:O	1:D:10:LEU:C	2.52	0.48
1:D:425:ASN:HB3	1:D:440:MSE:HB3	1.95	0.48
1:D:381:ILE:HD11	1:D:424:PRO:CG	2.38	0.48
2:E:1038:PRO:C	2:E:1040:ARG:N	2.57	0.48
1:A:422:ARG:CG	1:A:442:ASN:HD21	2.26	0.48
3:F:1452:PHE:CE1	3:F:1456:LEU:HD22	2.49	0.48
1:G:237:LEU:HD22	1:G:246:LYS:HG3	1.96	0.48
1:A:198:ASN:O	1:A:203:GLY:HA2	2.14	0.48
1:D:451:SER:O	1:D:452:SER:HB3	2.13	0.48
1:J:250:ILE:O	1:J:254:GLN:HG3	2.14	0.48
1:J:229:LYS:HE3	1:J:332:GLU:CD	2.34	0.48
1:A:321:ASP:OD2	1:A:323:SER:HB2	2.14	0.48
1:J:189:LYS:HZ3	1:J:304:THR:HG22	1.79	0.47
2:B:1018:SER:HB3	2:B:1023:ILE:HG13	1.96	0.47
2:H:1036:ASN:O	2:H:1037:LEU:HB2	2.13	0.47
1:D:148:ASP:HB3	1:D:150:THR:CB	2.41	0.47
1:J:361:LYS:O	1:J:362:SER:HB3	2.14	0.47
1:G:391:SER:O	1:G:395:LYS:HG3	2.15	0.47
3:I:1437:VAL:HG12	1:J:243:VAL:CG1	2.45	0.47
1:A:451:SER:O	1:A:452:SER:HB3	2.14	0.47
1:G:30:GLN:HG3	1:G:34:ARG:HD2	1.97	0.47
1:G:33:THR:HG22	1:G:34:ARG:HG3	1.96	0.47
2:K:1060:PRO:HG3	2:K:1080:HIS:CG	2.49	0.47
1:J:7:LEU:N	1:J:431:TRP:CZ3	2.82	0.47
1:G:396:SER:HB2	1:G:401:ASP:O	2.15	0.47
1:A:37:PHE:HE1	1:A:440:MSE:HE1	1.78	0.47
1:A:33:THR:HG22	1:A:34:ARG:HG3	1.96	0.47
1:G:137:TYR:CE2	1:G:138:ARG:HG3	2.49	0.47
1:J:446:THR:HG22	1:J:447:PHE:N	2.29	0.47
1:A:396:SER:HB2	1:A:401:ASP:O	2.14	0.47
1:G:328:PHE:HB2	1:G:351:ILE:HD11	1.97	0.47
1:G:393:LEU:O	1:G:397:ILE:HG13	2.14	0.47
1:A:148:ASP:HB3	1:A:150:THR:CB	2.42	0.47
1:D:396:SER:HB2	1:D:401:ASP:O	2.15	0.47

Continued on next page...

Continued from previous page...

Atom-1	Atom-2	Interatomic distance (Å)	Clash overlap (Å)
1:J:167:ASN:O	1:J:178:ARG:NH1	2.46	0.47
1:J:37:PHE:CE1	1:J:440:MSE:HE1	2.43	0.47
1:D:37:PHE:HE1	1:D:440:MSE:CE	2.28	0.47
1:G:173:PHE:HZ	2:H:1109:ALA:O	1.97	0.47
1:A:240:THR:O	1:A:241:THR:C	2.54	0.47
1:J:380:ILE:CG2	1:J:382:GLN:HG3	2.45	0.46
1:G:30:GLN:CD	1:G:34:ARG:HD2	2.36	0.46
1:G:45:TRP:CE2	1:G:55:HIS:HB2	2.50	0.46
1:D:388:SER:OG	1:D:413:LYS:HE3	2.15	0.46
1:J:45:TRP:CZ2	1:J:94:PRO:HB2	2.50	0.46
1:G:422:ARG:CG	1:G:442:ASN:HD21	2.26	0.46
1:A:422:ARG:O	1:A:424:PRO:N	2.48	0.46
1:G:343:VAL:HG11	2:H:1066:ARG:CZ	2.45	0.46
3:F:1434:PHE:O	3:F:1436:VAL:N	2.49	0.46
2:K:1034:TYR:CE2	2:K:1041:PRO:HG2	2.51	0.46
1:J:352:GLU:CG	1:J:353:ARG:N	2.78	0.46
1:G:352:GLU:CG	1:G:353:ARG:N	2.78	0.46
1:D:198:ASN:O	1:D:203:GLY:HA2	2.15	0.46
1:G:361:LYS:O	1:G:362:SER:HB3	2.15	0.46
1:G:343:VAL:O	1:G:344:TYR:CB	2.62	0.46
1:D:9:ALA:O	1:D:10:LEU:O	2.33	0.46
1:J:45:TRP:CE2	1:J:55:HIS:HB2	2.50	0.46
1:G:198:ASN:O	1:G:203:GLY:HA2	2.15	0.46
1:G:212:LEU:HD13	1:G:272:ILE:HD13	1.98	0.46
2:H:1001:GLY:CA	2:H:1056:PHE:CE2	2.96	0.46
1:G:392:THR:CG2	1:G:408:LEU:HD11	2.44	0.46
1:D:321:ASP:OD2	1:D:323:SER:HB2	2.15	0.46
1:G:133:HIS:CE1	1:G:213:PRO:HD3	2.50	0.46
1:A:380:ILE:CG2	1:A:382:GLN:HG3	2.45	0.46
2:B:972:ILE:HD11	2:B:1019:LEU:CB	2.43	0.46
1:G:61:ARG:NH1	1:G:107:ASP:OD1	2.49	0.46
1:D:251:LYS:NZ	4:D:6119:PGE:O2	2.45	0.46
2:H:1018:SER:HB3	2:H:1023:ILE:HG13	1.96	0.46
2:H:1007:GLU:CD	2:H:1049:VAL:HG22	2.36	0.46
1:D:50:THR:HG22	1:D:51:ASP:OD1	2.15	0.46
1:D:273:GLN:OE1	1:D:276:TYR:HE1	1.98	0.46
2:B:1060:PRO:HG3	2:B:1080:HIS:CG	2.50	0.46
1:D:352:GLU:CG	1:D:353:ARG:N	2.78	0.46
1:D:289:PRO:HD2	1:D:350:LEU:HB3	1.98	0.46
2:H:1060:PRO:HG3	2:H:1080:HIS:CG	2.51	0.46
2:E:1090:SER:HB3	2:E:1104:PHE:CD2	2.51	0.46

Continued on next page...

Continued from previous page...

Atom-1	Atom-2	Interatomic distance (Å)	Clash overlap (Å)
2:K:1030:THR:HG22	2:K:1031:CYS:N	2.31	0.46
1:G:120:GLU:HG3	1:G:120:GLU:H	1.47	0.46
2:H:1040:ARG:N	2:H:1041:PRO:HD3	2.30	0.46
1:A:212:LEU:HD13	1:A:272:ILE:HD13	1.98	0.45
1:J:388:SER:OG	1:J:413:LYS:HE3	2.16	0.45
1:A:402:LEU:HD21	3:C:1448:GLN:CB	2.46	0.45
2:E:1087:ASN:HB3	2:E:1090:SER:HB2	1.99	0.45
1:G:446:THR:HG22	1:G:447:PHE:N	2.30	0.45
1:J:210:PRO:HB3	1:J:335:MSE:HE3	1.97	0.45
1:D:380:ILE:CG2	1:D:382:GLN:HG3	2.47	0.45
1:D:422:ARG:O	1:D:424:PRO:N	2.50	0.45
2:K:1018:SER:HB3	2:K:1023:ILE:HG13	1.98	0.45
1:G:422:ARG:O	1:G:424:PRO:N	2.49	0.45
2:B:972:ILE:HG12	2:B:995:VAL:HG22	1.97	0.45
1:A:137:TYR:CE2	1:A:138:ARG:HG3	2.51	0.45
1:A:45:TRP:CE2	1:A:55:HIS:HB2	2.52	0.45
2:E:1030:THR:HG22	2:E:1031:CYS:N	2.32	0.45
1:J:273:GLN:OE1	1:J:276:TYR:HE1	1.99	0.45
1:G:307:ILE:CG2	1:G:394:SER:HB3	2.47	0.45
2:K:1015:PRO:O	2:K:1017:THR:N	2.50	0.45
1:J:198:ASN:O	1:J:203:GLY:HA2	2.16	0.45
1:A:135:LYS:HD2	1:A:191:GLY:HA3	1.98	0.45
1:A:325:ILE:O	1:A:325:ILE:HG13	2.15	0.45
1:J:189:LYS:HG2	1:J:304:THR:HG21	1.95	0.45
2:H:1082:GLU:O	2:H:1086:LYS:HG3	2.17	0.45
1:J:30:GLN:HB2	1:J:33:THR:HG22	1.98	0.45
1:J:7:LEU:C	1:J:9:ALA:H	2.20	0.45
1:J:61:ARG:NH1	1:J:107:ASP:OD1	2.49	0.45
1:J:422:ARG:O	1:J:424:PRO:N	2.49	0.45
1:G:173:PHE:CE2	2:H:1033:ILE:HD12	2.45	0.45
2:K:1037:LEU:H	2:K:1038:PRO:HD3	1.80	0.45
2:B:1040:ARG:N	2:B:1041:PRO:CD	2.80	0.45
1:J:321:ASP:CG	1:J:323:SER:HB2	2.37	0.45
1:A:352:GLU:CG	1:A:353:ARG:N	2.79	0.45
2:H:1041:PRO:HB2	2:H:1048:ASN:HB2	1.99	0.45
1:A:368:GLU:HG2	1:A:428:TYR:CE2	2.51	0.45
1:D:255:PHE:HB2	4:D:6119:PGE:H6	1.98	0.45
1:J:343:VAL:O	1:J:344:TYR:CB	2.64	0.45
1:J:212:LEU:HD13	1:J:272:ILE:HD13	1.98	0.45
1:D:361:LYS:O	1:D:362:SER:HB3	2.16	0.45
1:J:307:ILE:CG2	1:J:394:SER:HB3	2.47	0.45

Continued on next page...

Continued from previous page...

Atom-1	Atom-2	Interatomic distance (Å)	Clash overlap (Å)
2:B:1009:VAL:HG13	2:B:1046:GLY:O	2.17	0.45
1:D:368:GLU:HG2	1:D:428:TYR:CE2	2.52	0.45
1:J:210:PRO:HG3	1:J:335:MSE:CE	2.42	0.45
1:A:15:ALA:HB2	1:A:24:ARG:NH2	2.31	0.45
1:A:307:ILE:HG12	1:A:390:ALA:HB1	1.98	0.45
1:J:82:LEU:HD12	1:J:82:LEU:H	1.81	0.45
1:D:202:GLY:HA2	2:E:1079:ARG:NH1	2.32	0.45
1:J:396:SER:HB2	1:J:401:ASP:O	2.17	0.45
2:K:972:ILE:HG12	2:K:995:VAL:HG22	1.99	0.44
2:H:972:ILE:HD11	2:H:1019:LEU:CB	2.43	0.44
1:D:392:THR:CG2	1:D:408:LEU:HD11	2.42	0.44
1:G:189:LYS:HG2	1:G:304:THR:HG21	1.95	0.44
1:J:30:GLN:HG3	1:J:34:ARG:HD2	2.00	0.44
2:H:1029:LYS:HE2	2:H:1058:CYS:HA	2.00	0.44
1:A:328:PHE:HB2	1:A:351:ILE:HD11	1.99	0.44
2:H:1030:THR:HG22	2:H:1031:CYS:N	2.31	0.44
1:D:30:GLN:CG	1:D:34:ARG:HD2	2.47	0.44
1:J:199:THR:CG2	1:J:199:THR:O	2.64	0.44
2:K:1060:PRO:HG3	2:K:1080:HIS:CD2	2.53	0.44
1:G:239:SER:C	1:G:241:THR:H	2.21	0.44
1:J:380:ILE:HG21	1:J:382:GLN:HG3	2.00	0.44
1:G:380:ILE:CG2	1:G:382:GLN:HG3	2.48	0.44
1:D:307:ILE:CG2	1:D:394:SER:HB3	2.48	0.44
1:J:368:GLU:HG2	1:J:428:TYR:CE2	2.52	0.44
1:G:148:ASP:HB3	1:G:150:THR:CB	2.43	0.44
1:J:30:GLN:CD	1:J:34:ARG:HD2	2.38	0.44
1:G:288:ASN:O	1:G:349:VAL:HA	2.18	0.44
1:G:321:ASP:OD2	1:G:323:SER:HB2	2.16	0.44
1:D:188:SER:HB3	1:D:190:ASP:OD1	2.18	0.44
2:B:1034:TYR:CE2	2:B:1041:PRO:HG2	2.52	0.44
1:D:291:PRO:HB2	1:D:294:LEU:HD12	2.00	0.44
1:D:391:SER:O	1:D:395:LYS:HG3	2.17	0.44
1:D:167:ASN:O	1:D:178:ARG:NH1	2.51	0.44
1:A:210:PRO:HB3	1:A:335:MSE:HE3	1.99	0.44
1:A:78:ASP:O	1:A:79:LEU:HD23	2.18	0.44
1:D:102:ASP:HB3	1:D:105:ILE:H	1.82	0.44
1:A:273:GLN:OE1	1:A:276:TYR:HE1	2.00	0.44
2:E:1049:VAL:HG13	2:E:1050:ARG:N	2.33	0.44
3:C:1450:GLY:O	3:C:1454:LYS:HG3	2.18	0.44
2:E:1060:PRO:HG3	2:E:1080:HIS:CG	2.52	0.44
1:G:368:GLU:HG2	1:G:428:TYR:CE2	2.52	0.44

Continued on next page...

Continued from previous page...

Atom-1	Atom-2	Interatomic distance (Å)	Clash overlap (Å)
1:D:30:GLN:HG3	1:D:34:ARG:HD2	2.00	0.43
1:A:199:THR:O	1:A:199:THR:CG2	2.65	0.43
1:J:102:ASP:HB3	1:J:105:ILE:H	1.83	0.43
1:D:61:ARG:NH1	1:D:107:ASP:OD1	2.49	0.43
1:G:210:PRO:CB	1:G:335:MSE:HE3	2.48	0.43
1:A:30:GLN:CG	1:A:34:ARG:HD2	2.48	0.43
1:D:358:ARG:NH2	1:D:380:ILE:HD12	2.33	0.43
1:G:229:LYS:HE3	1:G:332:GLU:CD	2.39	0.43
1:A:133:HIS:CE1	1:A:213:PRO:HD3	2.54	0.43
2:B:1030:THR:HG22	2:B:1031:CYS:N	2.33	0.43
1:A:381:ILE:O	1:A:417:ILE:HB	2.18	0.43
1:D:172:SER:HB3	2:E:1030:THR:HG23	1.98	0.43
2:K:1079:ARG:O	2:K:1083:ARG:HG2	2.19	0.43
1:A:189:LYS:HG2	1:A:304:THR:HG21	1.97	0.43
1:J:307:ILE:HG12	1:J:390:ALA:HB1	2.01	0.43
2:H:1060:PRO:HG3	2:H:1080:HIS:CD2	2.53	0.43
1:J:133:HIS:CE1	1:J:213:PRO:HD3	2.54	0.43
1:G:289:PRO:HD2	1:G:350:LEU:HB3	2.00	0.43
1:A:391:SER:O	1:A:395:LYS:HG3	2.18	0.43
1:G:381:ILE:O	1:G:417:ILE:HB	2.17	0.43
1:A:361:LYS:O	1:A:362:SER:HB3	2.18	0.43
1:D:288:ASN:O	1:D:349:VAL:HA	2.19	0.43
1:G:199:THR:CG2	1:G:199:THR:O	2.65	0.43
2:H:1047:ILE:O	2:H:1047:ILE:HG22	2.19	0.43
2:B:1015:PRO:O	2:B:1017:THR:N	2.51	0.43
2:B:1060:PRO:HG3	2:B:1080:HIS:CD2	2.54	0.43
1:J:291:PRO:HB2	1:J:294:LEU:HD12	2.00	0.43
1:G:102:ASP:HB3	1:G:105:ILE:H	1.84	0.43
2:E:968:GLU:HG3	2:E:968:GLU:H	1.45	0.43
1:J:247:ARG:NH1	1:J:338:ASP:OD2	2.49	0.43
2:K:1036:ASN:O	2:K:1037:LEU:HB2	2.19	0.43
1:A:316:CYS:SG	1:A:324:LEU:HG	2.59	0.43
2:K:1047:ILE:O	2:K:1047:ILE:HG22	2.19	0.43
1:A:380:ILE:HG21	1:A:382:GLN:HG3	2.00	0.43
1:J:386:PHE:HB2	1:J:389:TRP:CE2	2.54	0.43
1:D:213:PRO:O	1:D:277:ARG:HD3	2.18	0.43
1:G:168:LYS:O	1:G:178:ARG:HD3	2.19	0.43
2:H:1006:LEU:HD21	2:H:1052:ARG:NH1	2.34	0.43
2:H:1079:ARG:O	2:H:1083:ARG:HG2	2.18	0.43
1:J:328:PHE:HB2	1:J:351:ILE:HD11	2.01	0.43
3:I:1452:PHE:C	3:I:1452:PHE:CD1	2.92	0.43

Continued on next page...

Continued from previous page...

Atom-1	Atom-2	Interatomic distance (Å)	Clash overlap (Å)
1:J:381:ILE:O	1:J:417:ILE:HB	2.18	0.42
1:A:307:ILE:CG2	1:A:394:SER:HB3	2.49	0.42
2:E:966:MSE:HE2	2:E:1020:GLY:CA	2.49	0.42
1:D:210:PRO:HB3	1:D:335:MSE:HE3	1.99	0.42
1:D:307:ILE:HG12	1:D:390:ALA:HB1	2.01	0.42
3:L:1452:PHE:C	3:L:1452:PHE:CD1	2.92	0.42
1:J:238:ASP:OD2	1:J:240:THR:CB	2.68	0.42
1:D:199:THR:O	1:D:200:THR:C	2.56	0.42
1:J:451:SER:O	1:J:452:SER:CB	2.67	0.42
1:D:10:LEU:HA	1:D:11:PRO:HD3	1.93	0.42
1:A:321:ASP:OD2	1:A:353:ARG:NH2	2.52	0.42
1:A:212:LEU:O	1:A:277:ARG:HD2	2.18	0.42
1:D:328:PHE:HB2	1:D:351:ILE:HD11	2.01	0.42
1:J:159:SER:C	1:J:161:GLU:H	2.22	0.42
1:A:102:ASP:HB3	1:A:105:ILE:H	1.84	0.42
1:J:440:MSE:HB2	1:J:440:MSE:HE2	1.98	0.42
1:G:252:GLN:HG3	1:G:335:MSE:SE	2.69	0.42
2:E:1037:LEU:N	2:E:1038:PRO:CD	2.82	0.42
2:E:972:ILE:HG12	2:E:995:VAL:HG22	1.99	0.42
1:D:274:LYS:HG3	1:D:275:GLU:OE2	2.20	0.42
1:J:358:ARG:NH2	1:J:380:ILE:HD12	2.33	0.42
1:J:148:ASP:HB3	1:J:150:THR:CB	2.43	0.42
1:G:247:ARG:NH1	1:G:338:ASP:OD2	2.50	0.42
2:K:1065:THR:HG22	2:K:1067:LYS:CG	2.49	0.42
1:A:168:LYS:O	1:A:178:ARG:HD3	2.19	0.42
1:A:188:SER:HB3	1:A:190:ASP:OD1	2.20	0.42
1:D:316:CYS:SG	1:D:324:LEU:HG	2.59	0.42
3:C:1452:PHE:C	3:C:1452:PHE:CD1	2.92	0.42
1:D:135:LYS:HD2	1:D:191:GLY:HA3	2.01	0.42
1:D:159:SER:C	1:D:161:GLU:H	2.23	0.42
1:J:135:LYS:HD2	1:J:191:GLY:HA3	2.02	0.42
1:D:276:TYR:CD2	4:D:6119:PGE:H5	2.53	0.42
3:F:1434:PHE:C	3:F:1436:VAL:H	2.23	0.42
2:E:1079:ARG:O	2:E:1083:ARG:HG2	2.20	0.42
1:J:199:THR:O	1:J:200:THR:C	2.58	0.42
1:A:120:GLU:HG3	1:A:120:GLU:H	1.47	0.42
1:A:358:ARG:NH2	1:A:380:ILE:HD12	2.34	0.42
1:G:386:PHE:HB2	1:G:389:TRP:CE2	2.54	0.42
1:D:199:THR:CG2	1:D:199:THR:O	2.68	0.42
1:J:50:THR:HG22	1:J:51:ASP:OD1	2.20	0.42
1:D:325:ILE:O	1:D:325:ILE:HG13	2.18	0.42

Continued on next page...

Continued from previous page...

Atom-1	Atom-2	Interatomic distance (Å)	Clash overlap (Å)
3:F:1450:GLY:O	3:F:1454:LYS:HG3	2.20	0.42
2:E:1010:ASP:HB3	2:E:1046:GLY:HA2	2.02	0.42
1:A:290:PHE:HA	1:A:291:PRO:HD3	1.86	0.42
1:J:343:VAL:CG1	2:K:1066:ARG:CZ	2.95	0.42
2:E:972:ILE:CG2	2:E:973:SER:N	2.83	0.42
1:J:28:SER:HA	1:J:34:ARG:O	2.19	0.42
1:G:28:SER:HA	1:G:34:ARG:O	2.19	0.42
2:E:1015:PRO:O	2:E:1017:THR:N	2.52	0.42
1:G:82:LEU:HD12	1:G:82:LEU:H	1.84	0.42
2:H:972:ILE:HG12	2:H:995:VAL:HG22	2.02	0.42
1:G:358:ARG:NH2	1:G:380:ILE:HD12	2.34	0.42
2:K:972:ILE:CG2	2:K:973:SER:N	2.82	0.42
1:A:288:ASN:O	1:A:349:VAL:HA	2.20	0.42
1:A:239:SER:HA	1:A:246:LYS:NZ	2.34	0.42
1:D:10:LEU:HG	1:D:11:PRO:HD2	2.02	0.42
1:A:213:PRO:O	1:A:277:ARG:HD3	2.19	0.42
1:D:43:ILE:O	1:D:56:SER:HA	2.19	0.42
1:D:380:ILE:HG21	1:D:382:GLN:HG3	2.01	0.41
1:G:332:GLU:HG2	3:I:1443:MSE:HE3	2.02	0.41
1:G:451:SER:O	1:G:452:SER:CB	2.67	0.41
1:J:168:LYS:O	1:J:178:ARG:HD3	2.20	0.41
1:A:50:THR:HG22	1:A:51:ASP:OD1	2.19	0.41
1:A:15:ALA:HB2	1:A:39:GLN:OE1	2.19	0.41
1:J:33:THR:HG22	1:J:34:ARG:HG3	2.01	0.41
2:B:1061:VAL:CG1	2:B:1066:ARG:HA	2.51	0.41
2:B:1065:THR:HG22	2:B:1067:LYS:CG	2.49	0.41
2:H:1054:THR:HG23	2:H:1103:VAL:HG22	2.01	0.41
2:B:1079:ARG:O	2:B:1083:ARG:HG2	2.20	0.41
1:G:50:THR:HG22	1:G:51:ASP:OD1	2.21	0.41
3:C:1437:VAL:O	3:C:1441:LEU:HG	2.21	0.41
1:G:210:PRO:HB2	1:G:212:LEU:HG	2.02	0.41
1:G:380:ILE:HG21	1:G:382:GLN:HG3	2.02	0.41
1:A:159:SER:C	1:A:161:GLU:H	2.24	0.41
1:A:252:GLN:HG3	1:A:335:MSE:SE	2.70	0.41
2:E:1039:ASN:O	2:E:1040:ARG:C	2.58	0.41
2:B:966:MSE:HE2	2:B:1020:GLY:CA	2.50	0.41
2:K:966:MSE:HE2	2:K:1020:GLY:CA	2.50	0.41
2:H:966:MSE:HE2	2:H:1020:GLY:CA	2.51	0.41
1:D:451:SER:O	1:D:452:SER:CB	2.68	0.41
1:J:213:PRO:O	1:J:277:ARG:HD3	2.20	0.41
1:G:159:SER:C	1:G:161:GLU:H	2.22	0.41

Continued on next page...

Continued from previous page...

Atom-1	Atom-2	Interatomic distance (Å)	Clash overlap (Å)
2:E:1006:LEU:HD21	2:E:1052:ARG:NH1	2.35	0.41
1:G:440:MSE:HE2	1:G:440:MSE:HB2	2.00	0.41
1:G:210:PRO:CD	1:G:335:MSE:HE3	2.50	0.41
1:D:381:ILE:O	1:D:417:ILE:HB	2.20	0.41
1:G:189:LYS:NZ	1:G:304:THR:HG22	2.36	0.41
1:G:30:GLN:HB2	1:G:33:THR:HG22	2.02	0.41
2:H:1067:LYS:HA	2:H:1068:PRO:HD3	1.90	0.41
1:J:7:LEU:HB2	1:J:431:TRP:CE3	2.55	0.41
1:A:302:ILE:HA	1:A:316:CYS:O	2.21	0.41
1:G:212:LEU:O	1:G:277:ARG:HD2	2.21	0.41
2:E:1061:VAL:CG1	2:E:1066:ARG:HA	2.51	0.41
1:J:252:GLN:HG3	1:J:335:MSE:SE	2.71	0.41
1:D:137:TYR:CD2	1:D:138:ARG:HG3	2.56	0.41
2:H:1030:THR:CG2	2:H:1031:CYS:N	2.83	0.41
1:G:43:ILE:O	1:G:56:SER:HA	2.20	0.41
1:D:252:GLN:HG3	1:D:335:MSE:SE	2.71	0.41
1:J:93:VAL:HA	1:J:94:PRO:HD3	1.90	0.41
1:G:133:HIS:HA	1:G:134:PRO:HD3	1.93	0.41
2:E:1060:PRO:HG3	2:E:1080:HIS:CD2	2.56	0.41
2:B:972:ILE:CG2	2:B:973:SER:N	2.83	0.41
1:A:30:GLN:CD	1:A:34:ARG:HD2	2.40	0.41
2:H:1015:PRO:O	2:H:1017:THR:N	2.54	0.41
1:J:386:PHE:HB2	1:J:389:TRP:CZ2	2.55	0.41
1:D:386:PHE:HB2	1:D:389:TRP:CE2	2.55	0.41
1:G:402:LEU:HD21	3:I:1448:GLN:CB	2.50	0.41
1:J:288:ASN:O	1:J:349:VAL:HA	2.21	0.41
1:J:289:PRO:HD2	1:J:350:LEU:HB3	2.02	0.41
1:G:321:ASP:OD2	1:G:353:ARG:NH2	2.54	0.41
2:E:1030:THR:CG2	2:E:1031:CYS:N	2.84	0.41
1:G:179:VAL:HG21	1:G:281:VAL:HG11	2.01	0.41
1:A:7:LEU:HG	1:A:9:ALA:HB3	2.02	0.41
2:E:1084:LEU:C	2:E:1086:LYS:H	2.23	0.41
1:J:26:ILE:HB	1:J:440:MSE:HE3	2.03	0.41
1:D:444:THR:CG2	1:D:445:LEU:N	2.74	0.41
2:H:1000:TYR:C	2:H:1056:PHE:HD2	2.22	0.41
2:K:1087:ASN:O	2:K:1087:ASN:CG	2.60	0.41
1:J:332:GLU:HG2	3:L:1443:MSE:HE3	2.01	0.41
1:A:239:SER:HA	1:A:246:LYS:HZ1	1.86	0.41
3:F:1452:PHE:CD1	3:F:1452:PHE:C	2.93	0.41
1:A:451:SER:O	1:A:452:SER:CB	2.68	0.41
2:K:1030:THR:CG2	2:K:1031:CYS:N	2.82	0.41

Continued on next page...

Continued from previous page...

Atom-1	Atom-2	Interatomic distance (Å)	Clash overlap (Å)
1:J:133:HIS:HA	1:J:134:PRO:HD3	1.92	0.41
1:A:291:PRO:HB2	1:A:294:LEU:HD12	2.03	0.41
1:D:386:PHE:HB2	1:D:389:TRP:CZ2	2.56	0.41
1:J:137:TYR:CD2	1:J:138:ARG:HG3	2.56	0.41
1:D:168:LYS:O	1:D:178:ARG:HD3	2.21	0.41
2:K:1054:THR:HG23	2:K:1103:VAL:HG22	2.03	0.41
1:J:274:LYS:HG3	1:J:275:GLU:OE2	2.20	0.41
1:G:291:PRO:HB2	1:G:294:LEU:HD12	2.02	0.41
1:G:290:PHE:HA	1:G:291:PRO:HD3	1.86	0.41
1:D:240:THR:OG1	1:G:9:ALA:HB2	2.21	0.41
1:D:251:LYS:HB3	4:D:6119:PGE:H62	2.03	0.40
1:J:210:PRO:HB2	1:J:212:LEU:HG	2.03	0.40
1:A:372:LYS:HE2	1:A:385:ASN:HD21	1.84	0.40
1:G:135:LYS:HD2	1:G:191:GLY:HA3	2.03	0.40
1:G:316:CYS:SG	1:G:324:LEU:HG	2.61	0.40
2:B:1047:ILE:HG22	2:B:1047:ILE:O	2.20	0.40
1:A:228:ASN:ND2	3:C:1435:LYS:HB2	2.36	0.40
2:E:1036:ASN:O	2:E:1037:LEU:HB2	2.21	0.40
1:G:386:PHE:HB2	1:G:389:TRP:CZ2	2.55	0.40
2:H:966:MSE:HG3	2:H:1020:GLY:CA	2.50	0.40
1:J:321:ASP:OD2	1:J:353:ARG:NH2	2.54	0.40
1:G:321:ASP:CG	1:G:323:SER:HB2	2.41	0.40
1:J:302:ILE:HA	1:J:316:CYS:O	2.21	0.40
2:K:988:ARG:HA	2:K:1010:ASP:HA	2.02	0.40
2:B:1038:PRO:C	2:B:1040:ARG:H	2.24	0.40
1:A:321:ASP:CG	1:A:323:SER:HB2	2.41	0.40
1:J:290:PHE:HA	1:J:291:PRO:HD3	1.85	0.40
2:E:1047:ILE:O	2:E:1047:ILE:HG22	2.20	0.40
1:D:179:VAL:HG21	1:D:281:VAL:HG11	2.04	0.40
1:J:343:VAL:HG12	1:J:344:TYR:N	2.36	0.40
2:K:1087:ASN:N	2:K:1088:PRO:HD3	2.36	0.40
2:H:1061:VAL:CG1	2:H:1066:ARG:HA	2.52	0.40

There are no symmetry-related clashes.

5.3 Torsion angles [i](#)

5.3.1 Protein backbone [i](#)

In the following table, the Percentiles column shows the percent Ramachandran outliers of the chain as a percentile score with respect to all X-ray entries followed by that with respect to entries

of similar resolution.

The Analysed column shows the number of residues for which the backbone conformation was analysed, and the total number of residues.

Mol	Chain	Analysed	Favoured	Allowed	Outliers	Percentiles	
1	A	432/452 (96%)	396 (92%)	32 (7%)	4 (1%)	21	42
1	D	431/452 (95%)	397 (92%)	29 (7%)	5 (1%)	16	33
1	G	432/452 (96%)	396 (92%)	32 (7%)	4 (1%)	21	42
1	J	433/452 (96%)	399 (92%)	29 (7%)	5 (1%)	16	33
2	B	144/148 (97%)	120 (83%)	19 (13%)	5 (4%)	4	6
2	E	144/148 (97%)	117 (81%)	20 (14%)	7 (5%)	3	3
2	H	144/148 (97%)	121 (84%)	19 (13%)	4 (3%)	6	10
2	K	144/148 (97%)	120 (83%)	19 (13%)	5 (4%)	4	6
3	C	24/36 (67%)	21 (88%)	2 (8%)	1 (4%)	3	4
3	F	24/36 (67%)	21 (88%)	3 (12%)	0	100	100
3	I	26/36 (72%)	25 (96%)	1 (4%)	0	100	100
3	L	22/36 (61%)	21 (96%)	1 (4%)	0	100	100
All	All	2400/2544 (94%)	2154 (90%)	206 (9%)	40 (2%)	11	22

All (40) Ramachandran outliers are listed below:

Mol	Chain	Res	Type
1	A	344	TYR
2	B	1036	ASN
3	C	1435	LYS
1	D	344	TYR
1	G	344	TYR
1	J	344	TYR
2	B	1016	LEU
2	E	1016	LEU
1	G	339	VAL
2	H	1016	LEU
1	J	339	VAL
2	K	1016	LEU
1	A	339	VAL
2	B	975	SER
1	D	339	VAL
2	E	975	SER
2	E	1040	ARG
2	H	975	SER

Continued on next page...

Continued from previous page...

Mol	Chain	Res	Type
2	K	975	SER
2	K	1036	ASN
1	A	200	THR
1	D	10	LEU
2	H	1036	ASN
2	B	1087	ASN
1	D	200	THR
1	J	200	THR
2	E	1036	ASN
2	E	1038	PRO
2	E	1088	PRO
1	G	200	THR
2	K	1046	GLY
2	B	1046	GLY
2	E	1046	GLY
2	H	1046	GLY
1	A	423	ILE
1	G	423	ILE
1	J	12	ILE
1	J	423	ILE
2	K	1087	ASN
1	D	423	ILE

5.3.2 Protein sidechains ⓘ

In the following table, the Percentiles column shows the percent sidechain outliers of the chain as a percentile score with respect to all X-ray entries followed by that with respect to entries of similar resolution.

The Analysed column shows the number of residues for which the sidechain conformation was analysed, and the total number of residues.

Mol	Chain	Analysed	Rotameric	Outliers	Percentiles	
1	A	411/415 (99%)	396 (96%)	15 (4%)	42	71
1	D	410/415 (99%)	398 (97%)	12 (3%)	50	77
1	G	411/415 (99%)	398 (97%)	13 (3%)	46	74
1	J	412/415 (99%)	400 (97%)	12 (3%)	50	77
2	B	132/133 (99%)	128 (97%)	4 (3%)	48	76
2	E	132/133 (99%)	128 (97%)	4 (3%)	48	76
2	H	132/133 (99%)	128 (97%)	4 (3%)	48	76

Continued on next page...

Continued from previous page...

Mol	Chain	Analysed	Rotameric	Outliers	Percentiles	
2	K	132/133 (99%)	128 (97%)	4 (3%)	48	76
3	C	22/28 (79%)	22 (100%)	0	100	100
3	F	22/28 (79%)	21 (96%)	1 (4%)	34	62
3	I	24/28 (86%)	22 (92%)	2 (8%)	14	27
3	L	21/28 (75%)	21 (100%)	0	100	100
All	All	2261/2304 (98%)	2190 (97%)	71 (3%)	47	76

All (71) residues with a non-rotameric sidechain are listed below:

Mol	Chain	Res	Type
1	A	8	SER
1	A	29	SER
1	A	33	THR
1	A	101	GLU
1	A	102	ASP
1	A	120	GLU
1	A	148	ASP
1	A	176	ASP
1	A	185	LEU
1	A	198	ASN
1	A	210	PRO
1	A	217	LEU
1	A	281	VAL
1	A	286	THR
1	A	433	ASP
2	B	968	GLU
2	B	1049	VAL
2	B	1079	ARG
2	B	1098	ASP
1	D	29	SER
1	D	33	THR
1	D	101	GLU
1	D	102	ASP
1	D	120	GLU
1	D	148	ASP
1	D	185	LEU
1	D	198	ASN
1	D	210	PRO
1	D	217	LEU
1	D	281	VAL

Continued on next page...

Continued from previous page...

Mol	Chain	Res	Type
1	D	286	THR
2	E	968	GLU
2	E	1049	VAL
2	E	1079	ARG
2	E	1098	ASP
3	F	1434	PHE
1	G	29	SER
1	G	33	THR
1	G	101	GLU
1	G	102	ASP
1	G	120	GLU
1	G	148	ASP
1	G	176	ASP
1	G	185	LEU
1	G	198	ASN
1	G	210	PRO
1	G	217	LEU
1	G	281	VAL
1	G	286	THR
2	H	968	GLU
2	H	1049	VAL
2	H	1079	ARG
2	H	1098	ASP
3	I	1430	ASP
3	I	1456	LEU
1	J	29	SER
1	J	33	THR
1	J	101	GLU
1	J	102	ASP
1	J	120	GLU
1	J	148	ASP
1	J	176	ASP
1	J	185	LEU
1	J	210	PRO
1	J	217	LEU
1	J	281	VAL
1	J	286	THR
2	K	968	GLU
2	K	1049	VAL
2	K	1079	ARG
2	K	1098	ASP

Some sidechains can be flipped to improve hydrogen bonding and reduce clashes. All (20) such

sidechains are listed below:

Mol	Chain	Res	Type
1	A	262	ASN
1	A	430	ASN
2	B	967	ASN
2	B	969	ASN
2	B	1075	GLN
2	B	1087	ASN
1	D	262	ASN
1	D	430	ASN
2	E	967	ASN
2	E	969	ASN
2	E	1075	GLN
3	F	1457	ASN
1	G	262	ASN
2	H	967	ASN
2	H	969	ASN
3	I	1448	GLN
1	J	262	ASN
2	K	967	ASN
2	K	969	ASN
2	K	1075	GLN

5.3.3 RNA [i](#)

There are no RNA molecules in this entry.

5.4 Non-standard residues in protein, DNA, RNA chains [i](#)

There are no non-standard protein/DNA/RNA residues in this entry.

5.5 Carbohydrates [i](#)

There are no carbohydrates in this entry.

5.6 Ligand geometry [i](#)

1 ligand is modelled in this entry.

In the following table, the Counts columns list the number of bonds (or angles) for which Mogul statistics could be retrieved, the number of bonds (or angles) that are observed in the model and the number of bonds (or angles) that are defined in the chemical component dictionary. The Link

column lists molecule types, if any, to which the group is linked. The Z score for a bond length (or angle) is the number of standard deviations the observed value is removed from the expected value. A bond length (or angle) with $|Z| > 2$ is considered an outlier worth inspection. RMSZ is the root-mean-square of all Z scores of the bond lengths (or angles).

Mol	Type	Chain	Res	Link	Bond lengths			Bond angles		
					Counts	RMSZ	$\# Z > 2$	Counts	RMSZ	$\# Z > 2$
4	PGE	D	6119	-	9,9,9	0.91	1 (11%)	8,8,8	0.99	1 (12%)

In the following table, the Chirals column lists the number of chiral outliers, the number of chiral centers analysed, the number of these observed in the model and the number defined in the chemical component dictionary. Similar counts are reported in the Torsion and Rings columns. '-' means no outliers of that kind were identified.

Mol	Type	Chain	Res	Link	Chirals	Torsions	Rings
4	PGE	D	6119	-	-	0/7/7/7	0/0/0/0

All (1) bond length outliers are listed below:

Mol	Chain	Res	Type	Atoms	Z	Observed(Å)	Ideal(Å)
4	D	6119	PGE	C5-C6	2.17	1.61	1.49

All (1) bond angle outliers are listed below:

Mol	Chain	Res	Type	Atoms	Z	Observed(°)	Ideal(°)
4	D	6119	PGE	C3-O2-C2	-2.00	104.69	113.31

There are no chirality outliers.

There are no torsion outliers.

There are no ring outliers.

1 monomer is involved in 5 short contacts:

Mol	Chain	Res	Type	Clashes	Symm-Clashes
4	D	6119	PGE	5	0

5.7 Other polymers ⓘ

There are no such residues in this entry.

5.8 Polymer linkage issues ⓘ

There are no chain breaks in this entry.

6 Fit of model and data [i](#)

6.1 Protein, DNA and RNA chains [i](#)

In the following table, the column labelled ‘#RSRZ> 2’ contains the number (and percentage) of RSRZ outliers, followed by percent RSRZ outliers for the chain as percentile scores relative to all X-ray entries and entries of similar resolution. The OWAB column contains the minimum, median, 95th percentile and maximum values of the occupancy-weighted average B-factor per residue. The column labelled ‘Q< 0.9’ lists the number of (and percentage) of residues with an average occupancy less than 0.9.

Mol	Chain	Analysed	<RSRZ>	#RSRZ>2	OWAB(Å ²)	Q<0.9
1	A	431/452 (95%)	0.19	9 (2%) 67 61	44, 65, 97, 118	0
1	D	430/452 (95%)	0.17	11 (2%) 59 53	41, 65, 98, 118	0
1	G	431/452 (95%)	0.17	9 (2%) 67 61	43, 65, 97, 117	0
1	J	432/452 (95%)	0.18	10 (2%) 64 57	41, 64, 99, 117	0
2	B	145/148 (97%)	0.48	8 (5%) 29 21	53, 90, 116, 129	0
2	E	145/148 (97%)	0.44	10 (6%) 20 14	52, 90, 116, 129	0
2	H	145/148 (97%)	1.86	57 (39%) 0 0	58, 94, 119, 144	0
2	K	145/148 (97%)	0.77	19 (13%) 5 3	56, 92, 117, 137	0
3	C	24/36 (66%)	0.09	0 100 100	59, 69, 91, 108	0
3	F	24/36 (66%)	0.34	0 100 100	58, 69, 89, 109	0
3	I	26/36 (72%)	0.30	1 (3%) 44 36	57, 71, 118, 123	0
3	L	23/36 (63%)	0.14	1 (4%) 39 31	62, 70, 89, 96	0
All	All	2401/2544 (94%)	0.35	135 (5%) 28 21	41, 70, 106, 144	0

All (135) RSRZ outliers are listed below:

Mol	Chain	Res	Type	RSRZ
2	H	1038	PRO	7.6
2	H	1037	LEU	7.5
2	H	1036	ASN	7.0
2	H	1039	ASN	6.9
2	K	1037	LEU	6.6
2	B	1037	LEU	6.4
1	A	452	SER	6.3
2	H	986	GLN	6.3
2	H	1012	ALA	5.7
2	E	1037	LEU	5.7
2	H	985	LEU	5.5

Continued on next page...

Continued from previous page...

Mol	Chain	Res	Type	RSRZ
2	K	982	TYR	5.3
2	H	1019	LEU	5.3
2	H	1040	ARG	5.3
2	H	982	TYR	5.2
2	H	972	ILE	5.1
2	H	974	PRO	5.0
2	H	1034	TYR	5.0
2	H	1072	PRO	5.0
2	H	989	LYS	4.8
2	H	1011	LEU	4.7
2	K	1038	PRO	4.6
2	E	1038	PRO	4.5
2	H	988	ARG	4.5
2	K	985	LEU	4.4
2	H	1044	GLY	4.4
2	B	984	LEU	4.3
2	H	1041	PRO	4.3
1	D	421	GLU	4.2
2	H	1047	ILE	4.2
2	H	971	TYR	4.0
2	H	1018	SER	3.9
2	K	1039	ASN	3.9
2	H	1074	HIS	3.8
2	H	1000	TYR	3.8
1	A	424	PRO	3.7
1	J	452	SER	3.6
1	D	443	LYS	3.6
1	A	160	GLN	3.6
2	H	984	LEU	3.6
1	D	423	ILE	3.5
2	H	1017	THR	3.4
2	H	1059	TYR	3.4
2	K	1047	ILE	3.3
2	K	1040	ARG	3.3
2	H	1045	GLU	3.3
1	D	452	SER	3.2
2	H	973	SER	3.2
1	A	240	THR	3.2
2	H	1111	GLU	3.2
2	H	981	SER	3.1
2	H	977	ASP	3.1
2	K	979	LEU	3.1

Continued on next page...

Continued from previous page...

Mol	Chain	Res	Type	RSRZ
1	G	452	SER	3.1
2	H	1022	VAL	3.1
2	H	1013	GLY	3.1
1	J	160	GLN	3.1
1	G	160	GLN	3.1
1	J	409	LYS	3.1
2	E	1016	LEU	3.1
2	E	1076	LEU	3.0
2	K	1042	LYS	3.0
2	H	970	TYR	3.0
2	K	987	LEU	3.0
2	H	1001	GLY	3.0
2	H	1076	LEU	3.0
1	A	103	VAL	3.0
2	B	1038	PRO	3.0
2	H	1098	ASP	3.0
2	E	1097	ALA	2.9
1	G	100	VAL	2.9
2	K	1011	LEU	2.9
2	K	1034	TYR	2.9
2	B	1076	LEU	2.9
2	H	983	SER	2.9
1	G	407	GLY	2.9
2	H	969	ASN	2.9
2	H	1043	ARG	2.8
2	K	983	SER	2.8
2	K	981	SER	2.7
2	H	1023	ILE	2.7
2	H	1016	LEU	2.7
2	K	1074	HIS	2.7
1	G	443	LYS	2.7
2	H	1046	GLY	2.7
1	J	408	LEU	2.7
2	H	1042	LYS	2.7
1	A	423	ILE	2.6
2	E	989	LYS	2.6
1	G	402	LEU	2.6
2	H	1056	PHE	2.6
1	J	402	LEU	2.5
1	A	443	LYS	2.4
2	H	1110	ALA	2.4
2	H	1025	THR	2.4

Continued on next page...

Continued from previous page...

Mol	Chain	Res	Type	RSRZ
2	K	1073	ASN	2.4
2	K	1045	GLU	2.4
1	J	384	VAL	2.4
2	B	1012	ALA	2.4
2	H	987	LEU	2.3
1	A	175	LEU	2.3
2	B	1083	ARG	2.3
1	G	176	ASP	2.3
2	K	1069	ILE	2.3
1	J	176	ASP	2.3
2	H	1073	ASN	2.3
2	H	967	ASN	2.3
2	K	1036	ASN	2.3
2	H	1014	ILE	2.3
2	E	1098	ASP	2.3
1	J	100	VAL	2.2
2	H	1028	PRO	2.2
2	E	1089	ASN	2.2
1	D	434	GLN	2.2
2	H	1077	VAL	2.2
2	E	984	LEU	2.2
2	H	979	LEU	2.2
1	D	444	THR	2.2
2	B	1047	ILE	2.2
1	J	405	LEU	2.2
2	E	1034	TYR	2.2
2	B	1040	ARG	2.2
1	D	416	ASP	2.2
2	H	1015	PRO	2.2
1	D	14	GLN	2.1
1	G	405	LEU	2.1
3	I	1429	LYS	2.1
1	J	161	GLU	2.1
2	H	1083	ARG	2.1
1	G	120	GLU	2.1
1	D	240	THR	2.0
1	D	447	PHE	2.0
3	L	1441	LEU	2.0
1	D	161	GLU	2.0
1	A	422	ARG	2.0

6.2 Non-standard residues in protein, DNA, RNA chains [i](#)

There are no non-standard protein/DNA/RNA residues in this entry.

6.3 Carbohydrates [i](#)

There are no carbohydrates in this entry.

6.4 Ligands [i](#)

In the following table, the Atoms column lists the number of modelled atoms in the group and the number defined in the chemical component dictionary. LLDF column lists the quality of electron density of the group with respect to its neighbouring residues in protein, DNA or RNA chains. The B-factors column lists the minimum, median, 95th percentile and maximum values of B factors of atoms in the group. The column labelled 'Q< 0.9' lists the number of atoms with occupancy less than 0.9.

Mol	Type	Chain	Res	Atoms	RSCC	RSR	LLDF	B-factors(\AA^2)	Q<0.9
4	PGE	D	6119	10/10	0.84	0.26	2.24	70,72,77,80	0

6.5 Other polymers [i](#)

There are no such residues in this entry.