



Full wwPDB X-ray Structure Validation Report ⓘ

Jan 31, 2016 – 10:08 PM GMT

PDB ID : 1S4D
Title : Crystal Structure Analysis of the S-adenosyl-L-methionine dependent uroporphyrinogen-III C-methyltransferase SUMT
Authors : Vevodova, J.; Graham, R.M.; Raux, E.; Schubert, H.L.; Roper, D.I.; Brindley, A.A.; Scott, A.I.; Roessner, C.A.; Stamford, N.P.J.; Stroupe, M.E.; Getzoff, E.D.; Warren, M.J.; Wilson, K.S.
Deposited on : 2004-01-16
Resolution : 2.70 Å(reported)

This is a Full wwPDB X-ray Structure Validation Report for a publicly released PDB entry.
We welcome your comments at validation@mail.wwpdb.org
A user guide is available at
<http://wwpdb.org/validation/2016/XrayValidationReportHelp>
with specific help available everywhere you see the ⓘ symbol.

The following versions of software and data (see [references ⓘ](#)) were used in the production of this report:

MolProbity : 4.02b-467
Mogul : 1.7 (RC4), CSD as536be (2015)
Xtriage (Phenix) : 1.9-1692
EDS : rb-20026688
Percentile statistics : 20151230.v01 (using entries in the PDB archive December 30th 2015)
Refmac : 5.8.0135
CCP4 : 6.5.0
Ideal geometry (proteins) : Engh & Huber (2001)
Ideal geometry (DNA, RNA) : Parkinson et al. (1996)
Validation Pipeline (wwPDB-VP) : trunk26865

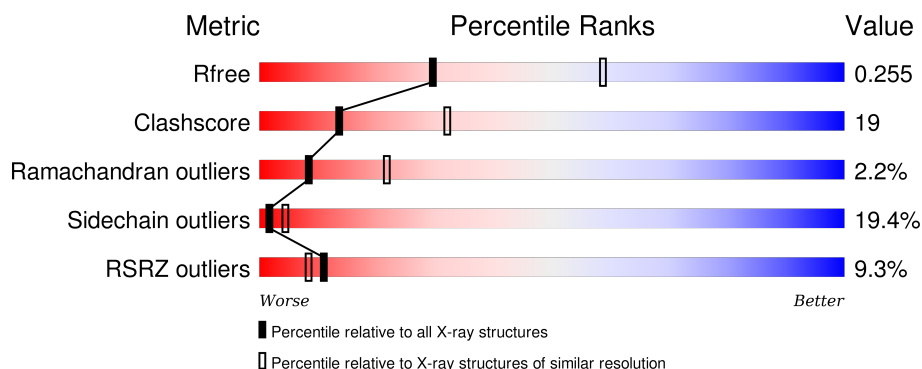
1 Overall quality at a glance

The following experimental techniques were used to determine the structure:

X-RAY DIFFRACTION

The reported resolution of this entry is 2.70 Å.

Percentile scores (ranging between 0-100) for global validation metrics of the entry are shown in the following graphic. The table shows the number of entries on which the scores are based.



Metric	Whole archive (#Entries)	Similar resolution (#Entries, resolution range(Å))
R_{free}	91344	2103 (2.70-2.70)
Clashscore	102246	2422 (2.70-2.70)
Ramachandran outliers	100387	2382 (2.70-2.70)
Sidechain outliers	100360	2382 (2.70-2.70)
RSRZ outliers	91569	2107 (2.70-2.70)

The table below summarises the geometric issues observed across the polymeric chains and their fit to the electron density. The red, orange, yellow and green segments on the lower bar indicate the fraction of residues that contain outliers for ≥ 3 , 2, 1 and 0 types of geometric quality criteria. A grey segment represents the fraction of residues that are not modelled. The numeric value for each fraction is indicated below the corresponding segment, with a dot representing fractions $\leq 5\%$. The upper red bar (where present) indicates the fraction of residues that have poor fit to the electron density. The numeric value is given above the bar.

Mol	Chain	Length	Quality of chain
1	A	280	<div> <div>6%</div> <div>55% 27% 9% • 9%</div> </div>
1	B	280	<div> <div>7%</div> <div>60% 24% 9% • 6%</div> </div>
1	D	280	<div> <div>3%</div> <div>54% 25% 9% • 11%</div> </div>
1	E	280	<div> <div>7%</div> <div>60% 24% 9% • 5%</div> </div>
1	F	280	<div> <div>6%</div> <div>61% 21% 7% • 9%</div> </div>

Continued on next page...

Continued from previous page...

Mol	Chain	Length	Quality of chain
1	G	280	
1	H	280	
1	I	280	
1	J	280	
1	K	280	
1	L	280	
1	M	280	

The following table lists non-polymeric compounds, carbohydrate monomers and non-standard residues in protein, DNA, RNA chains that are outliers for geometric or electron-density-fit criteria:

Mol	Type	Chain	Res	Chirality	Geometry	Clashes	Electron density
2	SAH	E	2511	-	-	-	X
3	GOL	A	1001	-	-	-	X
3	GOL	A	1012	-	-	-	X
3	GOL	D	2011	-	-	X	X
3	GOL	E	2001	-	-	X	X
3	GOL	E	2003	-	-	-	X
3	GOL	F	3011	-	-	-	X
3	GOL	G	3002	-	-	-	X
3	GOL	G	3003	-	-	X	X
3	GOL	H	4012	-	-	X	X
3	GOL	I	4002	-	-	X	X
3	GOL	J	5002	-	-	-	X
3	GOL	K	5001	-	-	X	X
3	GOL	K	5012	-	-	X	-
3	GOL	L	6001	-	-	-	X

2 Entry composition

There are 4 unique types of molecules in this entry. The entry contains 23427 atoms, of which 0 are hydrogens and 0 are deuteriums.

In the tables below, the ZeroOcc column contains the number of atoms modelled with zero occupancy, the AltConf column contains the number of residues with at least one atom in alternate conformation and the Trace column contains the number of residues modelled with at most 2 atoms.

- Molecule 1 is a protein called Uroporphyrin-III C-methyltransferase.

Mol	Chain	Residues	Atoms					ZeroOcc	AltConf	Trace
1	A	256	Total	C	N	O	S	0	1	0
			1878	1195	341	337	5			
1	B	263	Total	C	N	O	S	0	1	0
			1915	1213	348	349	5			
1	D	248	Total	C	N	O	S	0	0	0
			1806	1146	326	329	5			
1	E	265	Total	C	N	O	S	0	0	0
			1922	1218	349	350	5			
1	F	254	Total	C	N	O	S	0	0	0
			1852	1176	336	335	5			
1	G	258	Total	C	N	O	S	0	0	0
			1877	1186	345	341	5			
1	H	259	Total	C	N	O	S	0	0	0
			1894	1205	344	340	5			
1	I	263	Total	C	N	O	S	0	1	0
			1932	1224	352	351	5			
1	J	252	Total	C	N	O	S	0	0	0
			1840	1171	333	331	5			
1	K	258	Total	C	N	O	S	0	1	0
			1883	1197	342	339	5			
1	L	247	Total	C	N	O	S	0	0	0
			1795	1141	325	324	5			
1	M	252	Total	C	N	O	S	0	0	0
			1842	1165	339	333	5			

- Molecule 2 is S-ADENOSYL-L-HOMOCYSTEINE (three-letter code: SAH) (formula: $C_{14}H_{20}N_6O_5S$).



Mol	Chain	Residues	Atoms					ZeroOcc	AltConf
2	A	1	Total 26	C 14	N 6	O 5	S 1	0	0
2	B	1	Total 26	C 14	N 6	O 5	S 1	0	0
2	D	1	Total 26	C 14	N 6	O 5	S 1	0	0
2	E	1	Total 26	C 14	N 6	O 5	S 1	0	0
2	F	1	Total 26	C 14	N 6	O 5	S 1	0	0
2	G	1	Total 26	C 14	N 6	O 5	S 1	0	0
2	H	1	Total 26	C 14	N 6	O 5	S 1	0	0
2	I	1	Total 26	C 14	N 6	O 5	S 1	0	0
2	J	1	Total 26	C 14	N 6	O 5	S 1	0	0
2	K	1	Total 26	C 14	N 6	O 5	S 1	0	0
2	L	1	Total 26	C 14	N 6	O 5	S 1	0	0
2	M	1	Total 26	C 14	N 6	O 5	S 1	0	0

- Molecule 3 is GLYCEROL (three-letter code: GOL) (formula: $\text{C}_3\text{H}_8\text{O}_3$).



Mol	Chain	Residues	Atoms			ZeroOcc	AltConf
3	A	1	Total	C	O	0	0
			6	3	3		
3	A	1	Total	C	O	0	0
			6	3	3		
3	B	1	Total	C	O	0	0
			6	3	3		
3	A	1	Total	C	O	0	0
			6	3	3		
3	E	1	Total	C	O	0	0
			6	3	3		
3	D	1	Total	C	O	0	0
			6	3	3		
3	E	1	Total	C	O	0	0
			6	3	3		
3	D	1	Total	C	O	0	0
			6	3	3		
3	E	1	Total	C	O	0	0
			6	3	3		
3	F	1	Total	C	O	0	0
			6	3	3		
3	G	1	Total	C	O	0	0
			6	3	3		
3	G	1	Total	C	O	0	0
			6	3	3		
3	F	1	Total	C	O	0	0
			6	3	3		
3	G	1	Total	C	O	0	0
			6	3	3		

Continued on next page...

Continued from previous page...

Mol	Chain	Residues	Atoms			ZeroOcc	AltConf
3	I	1	Total 6	C 3	O 3	0	0
3	H	1	Total 6	C 3	O 3	0	0
3	I	1	Total 6	C 3	O 3	0	0
3	H	1	Total 6	C 3	O 3	0	0
3	K	1	Total 6	C 3	O 3	0	0
3	J	1	Total 6	C 3	O 3	0	0
3	J	1	Total 6	C 3	O 3	0	0
3	J	1	Total 6	C 3	O 3	0	0
3	K	1	Total 6	C 3	O 3	0	0
3	L	1	Total 6	C 3	O 3	0	0
3	L	1	Total 6	C 3	O 3	0	0
3	M	1	Total 6	C 3	O 3	0	0

- Molecule 4 is water.

Mol	Chain	Residues	Atoms		ZeroOcc	AltConf
4	A	46	Total 46	O 46	0	0
4	B	54	Total 54	O 54	0	0
4	D	54	Total 54	O 54	0	0
4	E	50	Total 50	O 50	0	0
4	F	41	Total 41	O 41	0	0
4	G	38	Total 38	O 38	0	0
4	H	69	Total 69	O 69	0	0

Continued on next page...

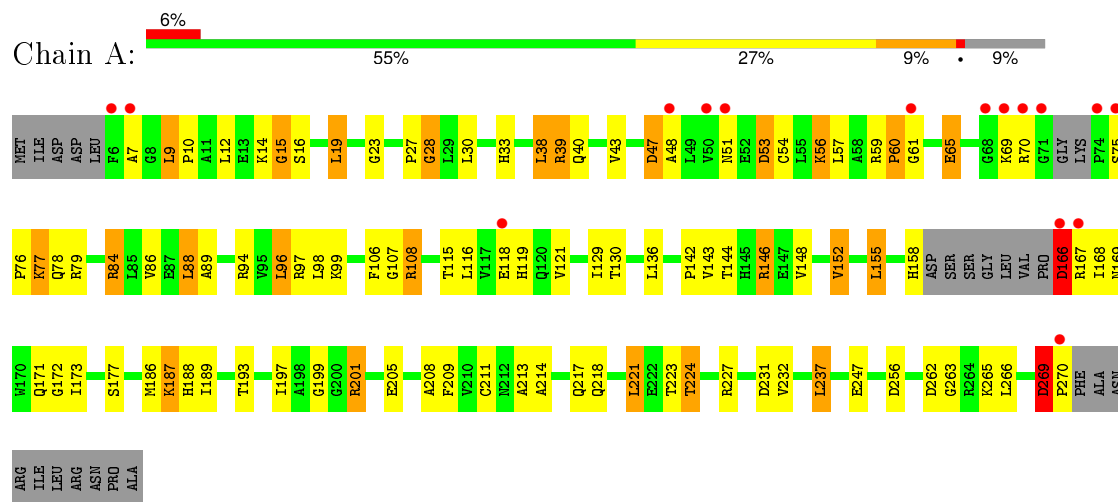
Continued from previous page...

Mol	Chain	Residues	Atoms		ZeroOcc	AltConf
4	I	59	Total 59	O 59	0	0
4	J	30	Total 30	O 30	0	0
4	K	44	Total 44	O 44	0	0
4	L	24	Total 24	O 24	0	0
4	M	14	Total 14	O 14	0	0

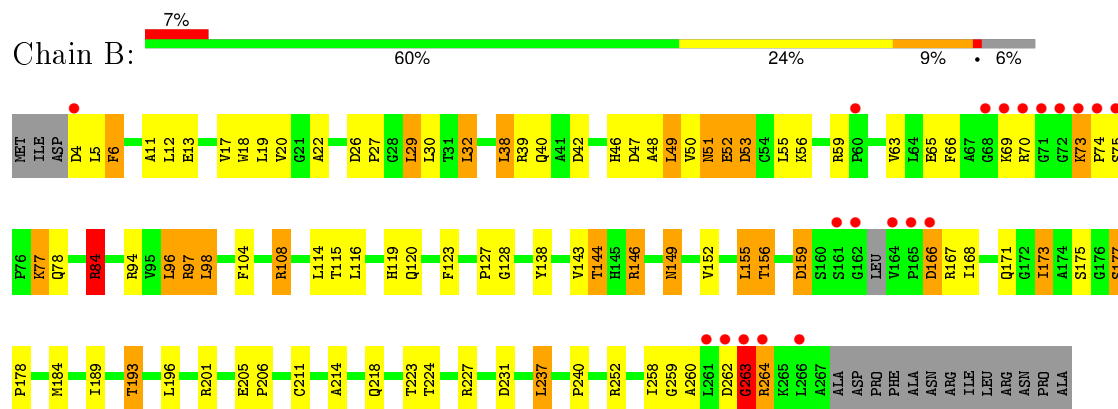
3 Residue-property plots

These plots are drawn for all protein, RNA and DNA chains in the entry. The first graphic for a chain summarises the proportions of errors displayed in the second graphic. The second graphic shows the sequence view annotated by issues in geometry and electron density. Residues are color-coded according to the number of geometric quality criteria for which they contain at least one outlier: green = 0, yellow = 1, orange = 2 and red = 3 or more. A red dot above a residue indicates a poor fit to the electron density ($RSRZ > 2$). Stretches of 2 or more consecutive residues without any outlier are shown as a green connector. Residues present in the sample, but not in the model, are shown in grey.

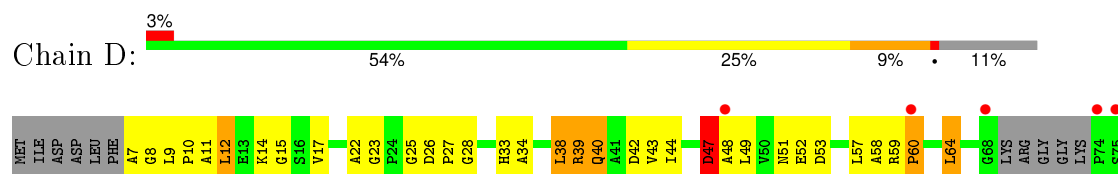
• Molecule 1: Uroporphyrin-III C-methyltransferase



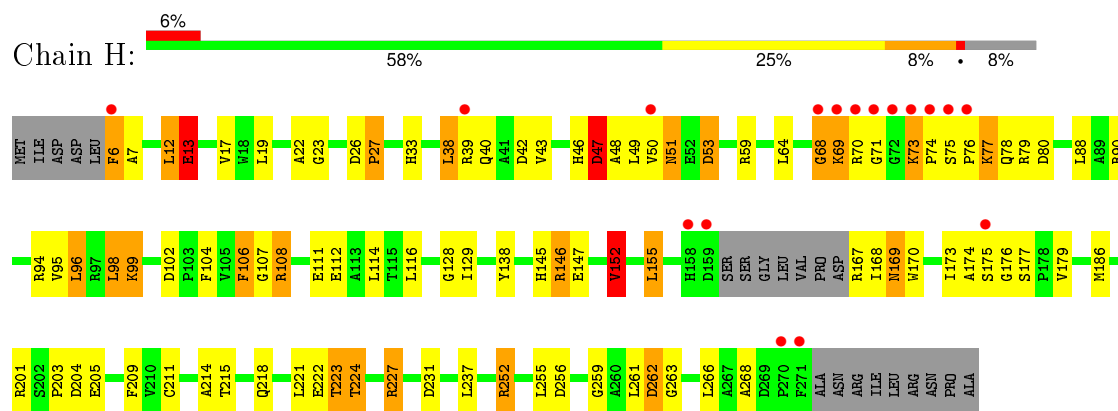
• Molecule 1: Uroporphyrin-III C-methyltransferase



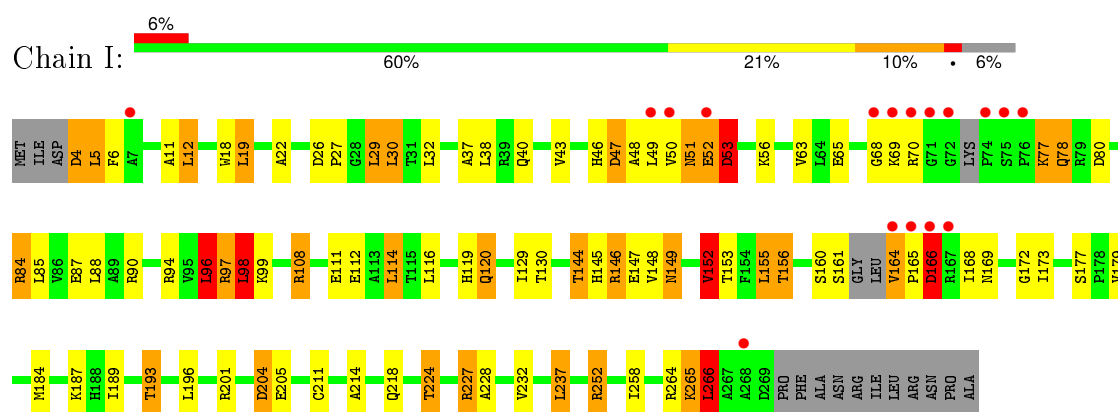
• Molecule 1: Uroporphyrin-III C-methyltransferase



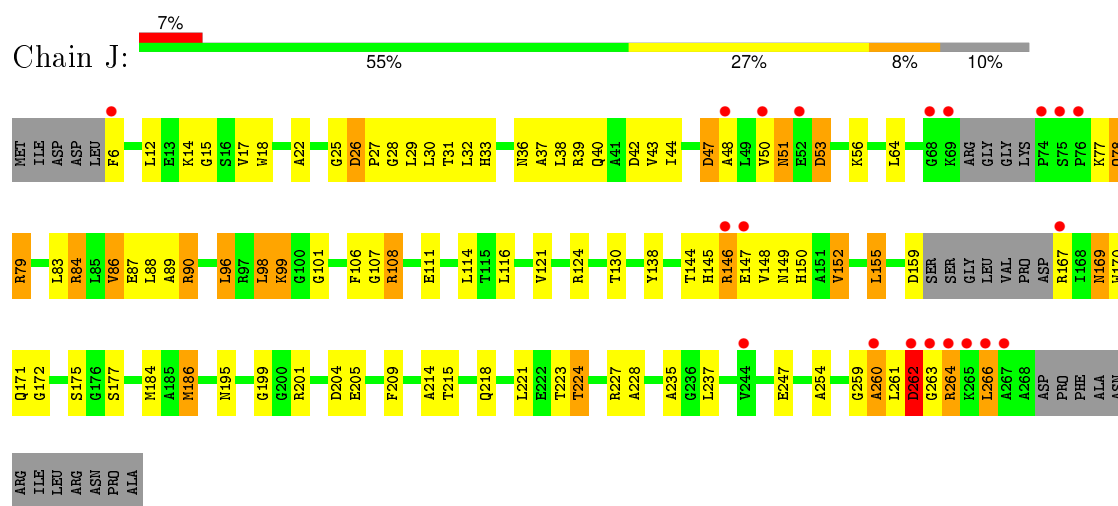
- Molecule 1: Uroporphyrin-III C-methyltransferase



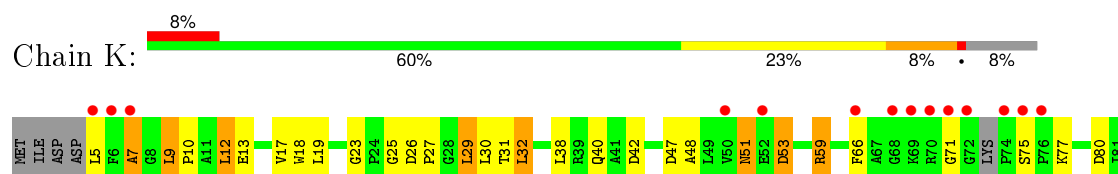
- Molecule 1: Uroporphyrin-III C-methyltransferase

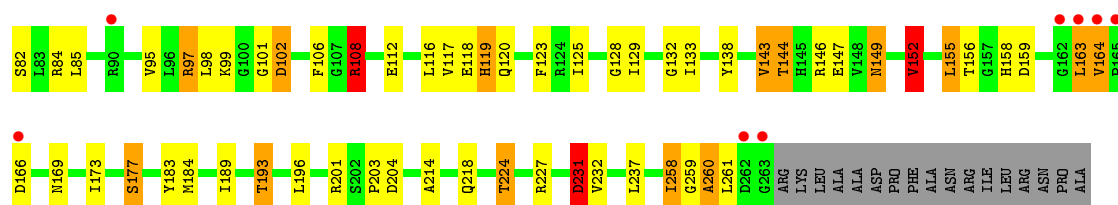


- Molecule 1: Uroporphyrin-III C-methyltransferase

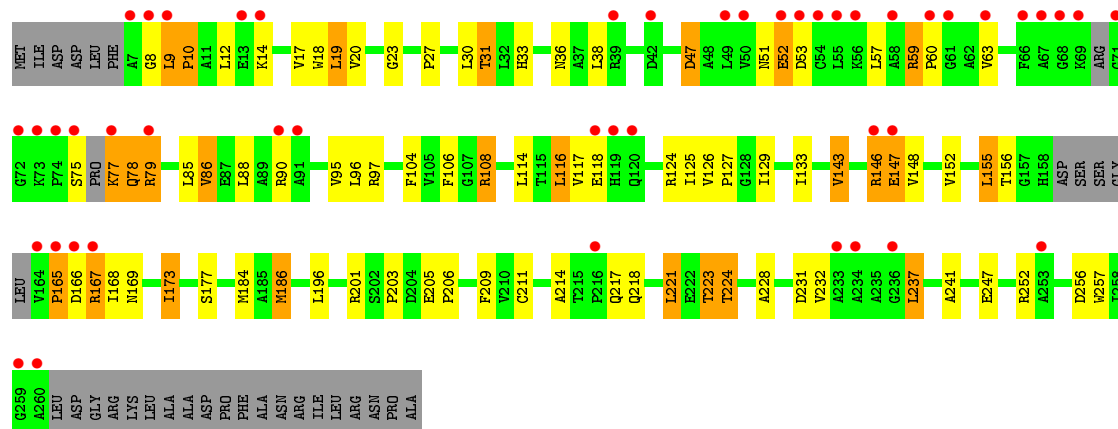


- Molecule 1: Uroporphyrin-III C-methyltransferase

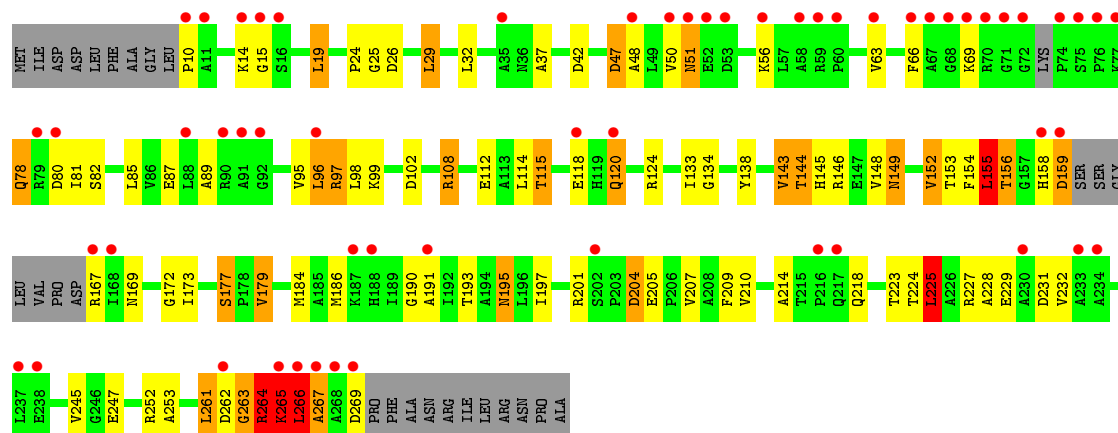




• Molecule 1: Uroporphyrin-III C-methyltransferase



• Molecule 1: Uroporphyrin-III C-methyltransferase



4 Data and refinement statistics

Property	Value	Source
Space group	I 4	Depositor
Cell constants a, b, c, α , β , γ	218.10Å 218.10Å 190.34Å 90.00° 90.00° 90.00°	Depositor
Resolution (Å)	19.84 – 2.70 19.84 – 2.70	Depositor EDS
% Data completeness (in resolution range)	99.7 (19.84-2.70) 100.0 (19.84-2.70)	Depositor EDS
R_{merge}	0.06	Depositor
R_{sym}	0.08	Depositor
$\langle I/\sigma(I) \rangle$ ¹	3.34 (at 2.71Å)	Xtriage
Refinement program	REFMAC 5.1.24	Depositor
R, R_{free}	0.213 , 0.260 0.211 , 0.255	Depositor DCC
R_{free} test set	6099 reflections (5.29%)	DCC
Wilson B-factor (Å ²)	46.4	Xtriage
Anisotropy	0.009	Xtriage
Bulk solvent k_{sol} (e/Å ³), B_{sol} (Å ²)	0.32 , 53.2	EDS
Estimated twinning fraction	0.014 for -k,-h,-l	Xtriage
L-test for twinning ²	$\langle L \rangle = 0.50$, $\langle L^2 \rangle = 0.34$	Xtriage
Outliers	0 of 121387 reflections	Xtriage
F_o, F_c correlation	0.93	EDS
Total number of atoms	23427	wwPDB-VP
Average B, all atoms (Å ²)	30.0	wwPDB-VP

Xtriage's analysis on translational NCS is as follows: *The largest off-origin peak in the Patterson function is 2.55% of the height of the origin peak. No significant pseudotranslation is detected.*

¹Intensities estimated from amplitudes.

²Theoretical values of $\langle |L| \rangle$, $\langle L^2 \rangle$ for acentric reflections are 0.5, 0.375 respectively for untwinned datasets, and 0.333, 0.2 for perfectly twinned datasets.

5 Model quality ⓘ

5.1 Standard geometry ⓘ

Bond lengths and bond angles in the following residue types are not validated in this section: GOL, SAH

The Z score for a bond length (or angle) is the number of standard deviations the observed value is removed from the expected value. A bond length (or angle) with $|Z| > 5$ is considered an outlier worth inspection. RMSZ is the root-mean-square of all Z scores of the bond lengths (or angles).

Mol	Chain	Bond lengths		Bond angles	
		RMSZ	$\# Z > 5$	RMSZ	$\# Z > 5$
1	A	0.67	2/1918 (0.1%)	0.95	11/2609 (0.4%)
1	B	0.62	1/1956 (0.1%)	0.96	9/2666 (0.3%)
1	D	0.64	1/1840 (0.1%)	0.92	7/2506 (0.3%)
1	E	0.56	0/1960	0.96	12/2672 (0.4%)
1	F	0.63	1/1886 (0.1%)	0.91	10/2569 (0.4%)
1	G	0.53	0/1913	0.86	5/2605 (0.2%)
1	H	0.71	1/1932 (0.1%)	0.97	15/2632 (0.6%)
1	I	0.62	0/1972	0.98	12/2683 (0.4%)
1	J	0.60	1/1875 (0.1%)	0.88	8/2554 (0.3%)
1	K	0.58	1/1924 (0.1%)	0.88	8/2621 (0.3%)
1	L	0.59	1/1828 (0.1%)	0.81	4/2490 (0.2%)
1	M	0.51	0/1876	1.00	15/2552 (0.6%)
All	All	0.61	9/22880 (0.0%)	0.93	116/31159 (0.4%)

Chiral center outliers are detected by calculating the chiral volume of a chiral center and verifying if the center is modelled as a planar moiety or with the opposite hand. A planarity outlier is detected by checking planarity of atoms in a peptide group, atoms in a mainchain group or atoms of a sidechain that are expected to be planar.

Mol	Chain	#Chirality outliers	#Planarity outliers
1	A	0	3
1	B	0	3
1	D	0	5
1	E	0	4
1	F	0	5
1	H	0	2
1	I	0	1
1	J	0	4
1	K	0	4
1	L	0	2
1	M	0	6

Continued on next page...

Continued from previous page...

Mol	Chain	#Chirality outliers	#Planarity outliers
All	All	0	39

All (9) bond length outliers are listed below:

Mol	Chain	Res	Type	Atoms	Z	Observed(Å)	Ideal(Å)
1	L	79	ARG	NE-CZ	14.01	1.51	1.33
1	H	79	ARG	NE-CZ	13.53	1.50	1.33
1	F	79	ARG	NE-CZ	13.34	1.50	1.33
1	J	79	ARG	NE-CZ	13.03	1.50	1.33
1	A	79	ARG	NE-CZ	12.89	1.49	1.33
1	D	79	ARG	NE-CZ	12.80	1.49	1.33
1	B	263	GLY	C-O	5.34	1.32	1.23
1	K	7	ALA	C-N	5.22	1.42	1.33
1	A	70	ARG	C-N	5.11	1.42	1.33

All (116) bond angle outliers are listed below:

Mol	Chain	Res	Type	Atoms	Z	Observed(°)	Ideal(°)
1	M	266	LEU	O-C-N	-21.33	88.57	122.70
1	M	263	GLY	C-N-CA	9.86	146.35	121.70
1	H	79	ARG	CD-NE-CZ	-8.97	111.04	123.60
1	M	264	ARG	C-N-CA	8.77	143.62	121.70
1	A	79	ARG	CD-NE-CZ	-8.68	111.45	123.60
1	F	79	ARG	CD-NE-CZ	-8.64	111.50	123.60
1	D	155	LEU	CA-CB-CG	8.31	134.42	115.30
1	D	79	ARG	CD-NE-CZ	-8.21	112.10	123.60
1	M	264	ARG	O-C-N	-8.20	109.58	122.70
1	M	265	LYS	N-CA-C	7.95	132.47	111.00
1	G	155	LEU	CA-CB-CG	7.81	133.26	115.30
1	E	201	ARG	NE-CZ-NH1	-7.75	116.43	120.30
1	D	256	ASP	CB-CG-OD2	7.63	125.17	118.30
1	J	79	ARG	CD-NE-CZ	-7.62	112.93	123.60
1	E	152	VAL	CB-CA-C	-7.35	97.43	111.40
1	F	256	ASP	CB-CG-OD2	7.27	124.84	118.30
1	H	262	ASP	CB-CG-OD2	7.25	124.83	118.30
1	M	155	LEU	CA-CB-CG	7.13	131.70	115.30
1	B	155	LEU	CA-CB-CG	7.05	131.52	115.30
1	F	176	GLY	N-CA-C	7.02	130.65	113.10
1	I	155	LEU	CA-CB-CG	6.98	131.36	115.30
1	K	152	VAL	CB-CA-C	-6.96	98.18	111.40
1	L	155	LEU	CA-CB-CG	6.90	131.17	115.30
1	J	155	LEU	CA-CB-CG	6.86	131.08	115.30

Continued on next page...

Continued from previous page...

Mol	Chain	Res	Type	Atoms	Z	Observed(°)	Ideal(°)
1	H	27	PRO	C-N-CA	-6.86	107.90	122.30
1	B	159	ASP	CB-CG-OD2	6.74	124.36	118.30
1	A	201	ARG	NE-CZ-NH2	-6.67	116.97	120.30
1	K	80	ASP	CB-CG-OD2	6.61	124.25	118.30
1	H	102	ASP	CB-CG-OD2	6.61	124.25	118.30
1	K	155	LEU	CA-CB-CG	6.57	130.41	115.30
1	A	262	ASP	CB-CG-OD2	6.55	124.19	118.30
1	I	98	LEU	CA-CB-CG	6.53	130.32	115.30
1	J	47	ASP	CB-CG-OD2	6.53	124.17	118.30
1	I	204	ASP	CB-CG-OD2	6.50	124.15	118.30
1	E	5	LEU	CA-CB-CG	6.47	130.19	115.30
1	E	262	ASP	CB-CG-OD2	6.46	124.12	118.30
1	E	49	LEU	CA-CB-CG	6.45	130.14	115.30
1	M	225	LEU	CA-CB-CG	6.44	130.10	115.30
1	M	261	LEU	CA-CB-CG	6.43	130.10	115.30
1	F	155	LEU	CA-CB-CG	6.41	130.03	115.30
1	H	155	LEU	CA-CB-CG	6.37	129.94	115.30
1	H	42	ASP	CB-CG-OD2	6.36	124.02	118.30
1	B	231	ASP	CB-CG-OD2	6.35	124.01	118.30
1	E	155	LEU	CA-CB-CG	6.35	129.90	115.30
1	F	114	LEU	CA-CB-CG	6.29	129.77	115.30
1	E	166	ASP	CB-CG-OD2	6.25	123.93	118.30
1	K	159	ASP	CB-CG-OD2	6.25	123.92	118.30
1	E	4	ASP	CB-CG-OD2	6.24	123.92	118.30
1	H	13	GLU	O-C-N	-6.22	112.75	122.70
1	J	152	VAL	CB-CA-C	-6.21	99.59	111.40
1	B	84	ARG	NE-CZ-NH2	6.21	123.40	120.30
1	H	152	VAL	CB-CA-C	-6.19	99.64	111.40
1	G	96	LEU	CA-CB-CG	6.19	129.53	115.30
1	I	166	ASP	CB-CG-OD2	6.12	123.81	118.30
1	F	152	VAL	CB-CA-C	-6.12	99.77	111.40
1	A	155	LEU	CA-CB-CG	6.07	129.25	115.30
1	A	152	VAL	CB-CA-C	-6.04	99.92	111.40
1	G	262	ASP	CB-CG-OD2	5.99	123.69	118.30
1	M	102	ASP	CB-CG-OD2	5.90	123.61	118.30
1	F	47	ASP	CB-CG-OD2	5.86	123.57	118.30
1	L	79	ARG	CD-NE-CZ	-5.86	115.40	123.60
1	K	102	ASP	CB-CG-OD2	5.82	123.54	118.30
1	E	80	ASP	CB-CG-OD2	5.78	123.50	118.30
1	G	80	ASP	CB-CG-OD2	5.78	123.50	118.30
1	M	269	ASP	CB-CG-OD2	5.77	123.49	118.30
1	I	152	VAL	CB-CA-C	-5.77	100.44	111.40

Continued on next page...

Continued from previous page...

Mol	Chain	Res	Type	Atoms	Z	Observed(°)	Ideal(°)
1	B	263	GLY	C-N-CA	-5.73	107.38	121.70
1	E	53	ASP	CB-CG-OD2	5.72	123.44	118.30
1	F	80	ASP	CB-CG-OD2	5.69	123.42	118.30
1	A	47	ASP	CB-CG-OD2	5.66	123.39	118.30
1	E	204	ASP	CB-CG-OD2	5.65	123.39	118.30
1	I	96	LEU	CA-CB-CG	5.62	128.22	115.30
1	H	27	PRO	N-CA-C	-5.59	97.57	112.10
1	M	80	ASP	CB-CG-OD2	5.59	123.33	118.30
1	F	221	LEU	CA-CB-CG	5.58	128.13	115.30
1	B	42	ASP	CB-CG-OD2	5.55	123.30	118.30
1	K	47	ASP	CB-CG-OD2	5.55	123.30	118.30
1	H	204	ASP	CB-CG-OD2	5.53	123.28	118.30
1	G	204	ASP	CB-CG-OD2	5.53	123.27	118.30
1	J	159	ASP	CB-CG-OD2	5.53	123.27	118.30
1	I	4	ASP	CB-CG-OD2	5.51	123.26	118.30
1	I	80	ASP	CB-CG-OD2	5.48	123.23	118.30
1	B	264	ARG	CA-C-N	-5.44	105.24	117.20
1	L	256	ASP	CB-CG-OD2	5.44	123.19	118.30
1	A	27	PRO	C-N-CA	-5.40	110.95	122.30
1	A	256	ASP	CB-CG-OD2	5.38	123.14	118.30
1	D	152	VAL	CB-CA-C	-5.38	101.18	111.40
1	K	231	ASP	CB-CA-C	5.37	121.15	110.40
1	H	256	ASP	CB-CG-OD2	5.36	123.13	118.30
1	L	47	ASP	CB-CG-OD2	5.36	123.12	118.30
1	D	42	ASP	CB-CG-OD2	5.36	123.12	118.30
1	M	47	ASP	CB-CG-OD2	5.34	123.11	118.30
1	H	68	GLY	N-CA-C	5.33	126.42	113.10
1	M	204	ASP	CB-CG-OD2	5.31	123.08	118.30
1	B	4	ASP	CB-CG-OD2	5.30	123.07	118.30
1	A	231	ASP	CB-CG-OD2	5.29	123.06	118.30
1	I	53	ASP	CB-CG-OD2	5.29	123.06	118.30
1	I	30	LEU	CA-CB-CG	5.26	127.40	115.30
1	J	204	ASP	CB-CG-OD2	5.24	123.02	118.30
1	A	263	GLY	N-CA-C	5.21	126.13	113.10
1	D	8	GLY	N-CA-C	-5.21	100.07	113.10
1	E	203	PRO	N-CA-C	-5.20	98.57	112.10
1	J	42	ASP	CB-CG-OD2	5.20	122.98	118.30
1	A	166	ASP	CB-CG-OD2	5.16	122.95	118.30
1	M	42	ASP	CB-CG-OD2	5.14	122.93	118.30
1	J	26	ASP	CB-CG-OD2	5.14	122.93	118.30
1	I	266	LEU	CA-CB-CG	5.14	127.11	115.30
1	I	252	ARG	NE-CZ-NH2	-5.11	117.75	120.30

Continued on next page...

Continued from previous page...

Mol	Chain	Res	Type	Atoms	Z	Observed(°)	Ideal(°)
1	D	47	ASP	CB-CG-OD2	5.11	122.90	118.30
1	K	119	HIS	N-CA-C	5.08	124.72	111.00
1	M	159	ASP	CB-CG-OD2	5.08	122.87	118.30
1	B	166	ASP	CB-CG-OD2	5.05	122.85	118.30
1	H	80	ASP	CB-CG-OD2	5.05	122.84	118.30
1	H	47	ASP	CB-CG-OD2	5.03	122.83	118.30
1	H	13	GLU	CA-C-N	5.01	128.23	117.20
1	F	262	ASP	CB-CG-OD2	5.01	122.81	118.30

There are no chirality outliers.

All (39) planarity outliers are listed below:

Mol	Chain	Res	Type	Group
1	A	166	ASP	Peptide
1	A	28	GLY	Peptide
1	A	47	ASP	Peptide
1	B	167	ARG	Peptide
1	B	263	GLY	Peptide
1	B	264	ARG	Peptide
1	D	176	GLY	Peptide
1	D	260	ALA	Peptide
1	D	261	LEU	Peptide
1	D	47	ASP	Peptide
1	D	7	ALA	Mainchain
1	E	10	PRO	Mainchain,Peptide
1	E	167	ARG	Peptide
1	E	269	ASP	Peptide
1	F	119	HIS	Peptide
1	F	176	GLY	Peptide
1	F	28	GLY	Peptide
1	F	47	ASP	Peptide
1	F	75	SER	Peptide
1	H	13	GLU	Mainchain
1	H	47	ASP	Peptide
1	I	164	VAL	Peptide
1	J	146	ARG	Peptide
1	J	147	GLU	Peptide
1	J	260	ALA	Peptide
1	J	47	ASP	Peptide
1	K	119	HIS	Peptide
1	K	164	VAL	Peptide
1	K	166	ASP	Peptide

Continued on next page...

Continued from previous page...

Mol	Chain	Res	Type	Group
1	K	5	LEU	Peptide
1	L	165	PRO	Peptide
1	L	166	ASP	Peptide
1	M	232	VAL	Mainchain
1	M	264	ARG	Sidechain,Mainchain,Peptide
1	M	265	LYS	Peptide
1	M	266	LEU	Mainchain

5.2 Too-close contacts [i](#)

In the following table, the Non-H and H(model) columns list the number of non-hydrogen atoms and hydrogen atoms in the chain respectively. The H(added) column lists the number of hydrogen atoms added and optimized by MolProbity. The Clashes column lists the number of clashes within the asymmetric unit, whereas Symm-Clashes lists symmetry related clashes.

Mol	Chain	Non-H	H(model)	H(added)	Clashes	Symm-Clashes
1	A	1878	0	1911	86	0
1	B	1915	0	1933	79	0
1	D	1806	0	1836	75	0
1	E	1922	0	1942	78	0
1	F	1852	0	1881	70	0
1	G	1877	0	1903	65	0
1	H	1894	0	1922	80	0
1	I	1932	0	1968	94	0
1	J	1840	0	1870	84	0
1	K	1883	0	1920	71	0
1	L	1795	0	1822	55	0
1	M	1842	0	1870	75	0
2	A	26	0	19	0	0
2	B	26	0	19	0	0
2	D	26	0	19	0	0
2	E	26	0	19	1	0
2	F	26	0	19	0	0
2	G	26	0	19	2	0
2	H	26	0	19	0	0
2	I	26	0	19	0	0
2	J	26	0	19	2	0
2	K	26	0	19	1	0
2	L	26	0	19	0	0
2	M	26	0	19	2	0
3	A	18	0	24	5	0
3	B	6	0	8	0	0

Continued on next page...

Continued from previous page...

Mol	Chain	Non-H	H(model)	H(added)	Clashes	Symm-Clashes
3	D	12	0	16	7	0
3	E	18	0	24	9	0
3	F	12	0	16	2	0
3	G	18	0	24	7	0
3	H	12	0	16	6	0
3	I	12	0	16	4	0
3	J	18	0	24	5	0
3	K	12	0	16	9	0
3	L	12	0	16	1	0
3	M	6	0	8	0	0
4	A	46	0	0	2	0
4	B	54	0	0	7	0
4	D	54	0	0	3	0
4	E	50	0	0	4	0
4	F	41	0	0	2	0
4	G	38	0	0	2	0
4	H	69	0	0	7	0
4	I	59	0	0	3	0
4	J	30	0	0	3	0
4	K	44	0	0	8	0
4	L	24	0	0	2	0
4	M	14	0	0	0	0
All	All	23427	0	23214	856	0

The all-atom clashscore is defined as the number of clashes found per 1000 atoms (including hydrogen atoms). The all-atom clashscore for this structure is 19.

All (856) close contacts within the same asymmetric unit are listed below, sorted by their clash magnitude.

Atom-1	Atom-2	Interatomic distance (Å)	Clash overlap (Å)
1:I:160:SER:HA	1:I:166:ASP:OD2	1.41	1.20
1:J:186:MET:CE	1:J:209:PHE:HD1	1.55	1.20
1:J:186:MET:HE1	1:J:209:PHE:HD1	1.01	1.14
1:L:9:LEU:HB2	1:L:10:PRO:HD2	1.29	1.14
1:J:186:MET:CE	1:J:209:PHE:CD1	2.31	1.12
1:E:168:ILE:HG23	4:E:2542:HOH:O	1.46	1.12
1:J:186:MET:HE1	1:J:209:PHE:CD1	1.84	1.12
1:I:164:VAL:HG23	4:I:4561:HOH:O	1.51	1.09
1:G:51:ASN:HD22	1:G:53:ASP:HB2	1.15	1.08
1:I:146:ARG:H	1:I:146:ARG:HD2	1.17	1.08
1:A:39:ARG:HH21	1:A:39:ARG:HG2	1.17	1.08

Continued on next page...

Continued from previous page...

Atom-1	Atom-2	Interatomic distance (Å)	Clash overlap (Å)
1:M:186:MET:HE2	1:M:209:PHE:CD1	1.89	1.07
1:J:223:THR:HG22	1:J:224:THR:H	0.97	1.07
1:M:186:MET:CE	1:M:209:PHE:HD1	1.68	1.05
1:F:157:GLY:O	1:F:158:HIS:HB2	1.31	1.05
1:M:186:MET:HE2	1:M:209:PHE:HD1	1.17	1.05
1:D:39:ARG:HH11	1:D:39:ARG:HG3	1.19	1.05
1:I:50:VAL:HG12	1:I:51:ASN:H	1.17	1.05
1:D:158:HIS:HB3	4:D:2517:HOH:O	1.57	1.05
1:A:146:ARG:H	3:A:1012:GOL:H32	1.17	1.04
3:D:2011:GOL:C3	1:E:108:ARG:HA	1.88	1.04
3:D:2011:GOL:H31	1:E:108:ARG:CA	1.88	1.03
1:F:28:GLY:HA2	1:G:32:LEU:HB2	1.42	1.01
1:A:28:GLY:HA2	1:B:32:LEU:HB2	1.40	1.01
1:H:128:GLY:O	3:I:4002:GOL:H11	1.59	1.01
1:J:223:THR:HG22	1:J:224:THR:N	1.77	0.99
1:K:224:THR:HG21	4:K:5523:HOH:O	1.59	0.99
1:H:175:SER:HB3	4:H:4562:HOH:O	1.62	0.99
1:F:223:THR:HG22	1:F:224:THR:H	1.27	0.98
1:E:269:ASP:OD1	1:E:270:PRO:HD2	1.64	0.98
1:J:146:ARG:H	3:J:5011:GOL:H11	1.25	0.96
1:E:84:ARG:HG3	1:E:84:ARG:HH21	1.29	0.96
1:E:84:ARG:CG	1:E:84:ARG:HH21	1.78	0.96
1:J:186:MET:HE2	1:J:209:PHE:CE1	2.02	0.95
1:M:223:THR:HG22	1:M:224:THR:H	1.31	0.94
1:K:204:ASP:HB3	4:K:5523:HOH:O	1.65	0.94
3:H:4012:GOL:H31	1:I:111:GLU:OE1	1.70	0.92
1:J:223:THR:CG2	1:J:224:THR:H	1.80	0.92
1:J:6:PHE:CE2	1:J:32:LEU:HD13	2.04	0.92
1:B:6:PHE:HA	4:B:1562:HOH:O	1.68	0.92
1:D:228:ALA:O	1:D:232:VAL:HG23	1.70	0.91
1:G:224:THR:HG21	4:G:3514:HOH:O	1.68	0.91
1:B:50:VAL:CG1	1:B:51:ASN:H	1.82	0.91
1:D:28:GLY:HA2	1:E:32:LEU:HB2	1.53	0.90
1:L:106:PHE:H	1:M:144:THR:HG21	1.36	0.90
1:F:167:ARG:HH21	1:G:150:HIS:H	0.93	0.90
1:D:224:THR:HG21	4:D:2526:HOH:O	1.71	0.89
1:F:214:ALA:H	1:F:218:GLN:HE21	1.16	0.89
1:I:146:ARG:H	1:I:146:ARG:CD	1.79	0.89
1:I:50:VAL:HG12	1:I:51:ASN:N	1.84	0.89
1:I:50:VAL:CG1	1:I:51:ASN:H	1.85	0.88
1:I:160:SER:CA	1:I:166:ASP:OD2	2.21	0.88

Continued on next page...

Continued from previous page...

Atom-1	Atom-2	Interatomic distance (Å)	Clash overlap (Å)
1:G:224:THR:HG22	1:G:227:ARG:H	1.39	0.88
1:B:50:VAL:HG13	1:B:51:ASN:H	1.36	0.88
1:I:214:ALA:H	1:I:218:GLN:HE21	1.22	0.88
1:I:228:ALA:O	1:I:232:VAL:HG13	1.73	0.87
1:F:12:LEU:H	1:F:40:GLN:HE22	1.18	0.87
1:J:186:MET:HE2	1:J:209:PHE:CD1	2.05	0.87
1:A:146:ARG:HG3	4:B:1561:HOH:O	1.74	0.87
1:J:28:GLY:HA2	1:K:32:LEU:HB2	1.56	0.87
1:E:214:ALA:H	1:E:218:GLN:HE21	1.22	0.87
1:J:146:ARG:HH22	1:K:108:ARG:NE	1.72	0.86
3:H:4012:GOL:H11	1:I:108:ARG:H	1.40	0.86
1:I:214:ALA:H	1:I:218:GLN:NE2	1.73	0.86
1:I:204:ASP:HA	1:I:224:THR:HG23	1.57	0.86
1:L:9:LEU:HB2	1:L:10:PRO:CD	2.05	0.86
1:F:259:GLY:O	1:F:264:ARG:HB3	1.76	0.85
1:D:108:ARG:H	3:E:2003:GOL:H11	1.42	0.85
1:I:169:ASN:ND2	1:I:172:GLY:H	1.75	0.84
1:F:223:THR:HG22	1:F:224:THR:N	1.92	0.84
1:F:167:ARG:NH2	1:G:150:HIS:H	1.75	0.84
1:E:224:THR:HG22	1:E:227:ARG:H	1.41	0.84
1:D:186:MET:HE3	1:D:209:PHE:HD1	1.43	0.83
1:H:146:ARG:HG3	1:H:146:ARG:HH11	1.43	0.83
1:H:214:ALA:H	1:H:218:GLN:HE21	1.23	0.83
1:H:224:THR:HG22	1:H:227:ARG:H	1.44	0.83
1:F:157:GLY:O	1:F:158:HIS:CB	2.17	0.83
1:H:146:ARG:H	3:H:4012:GOL:H32	1.43	0.83
3:D:2011:GOL:H11	1:E:108:ARG:H	1.43	0.83
1:J:224:THR:HG22	1:J:227:ARG:H	1.42	0.82
1:G:146:ARG:H	3:G:3003:GOL:H32	1.44	0.82
1:F:12:LEU:H	1:F:40:GLN:NE2	1.77	0.82
1:F:176:GLY:HA2	4:F:3536:HOH:O	1.78	0.82
1:B:260:ALA:HB3	4:B:1563:HOH:O	1.79	0.82
1:G:204:ASP:HB3	4:G:3514:HOH:O	1.79	0.82
1:E:130:THR:HG22	3:E:2001:GOL:O2	1.79	0.82
1:B:12:LEU:H	1:B:40:GLN:NE2	1.77	0.82
1:D:39:ARG:HH11	1:D:39:ARG:CG	1.92	0.82
3:A:1001:GOL:H11	1:B:128:GLY:O	1.81	0.81
1:H:13:GLU:O	1:H:94:ARG:HG2	1.79	0.81
1:F:128:GLY:O	3:G:3002:GOL:H11	1.81	0.81
1:H:255:LEU:HD21	1:I:114:LEU:HD13	1.63	0.81
1:M:204:ASP:HA	1:M:224:THR:HB	1.61	0.81

Continued on next page...

Continued from previous page...

Atom-1	Atom-2	Interatomic distance (Å)	Clash overlap (Å)
1:L:184:MET:HB3	3:L:6002:GOL:H12	1.61	0.81
1:F:214:ALA:H	1:F:218:GLN:NE2	1.79	0.80
1:I:169:ASN:HD22	1:I:172:GLY:H	1.26	0.80
1:K:9:LEU:HB3	1:K:10:PRO:CD	2.12	0.80
1:A:169:ASN:HD22	1:A:172:GLY:H	1.29	0.80
1:F:51:ASN:HD22	1:F:53:ASP:HB2	1.45	0.80
1:F:167:ARG:HH21	1:G:150:HIS:N	1.76	0.80
1:J:12:LEU:H	1:J:40:GLN:NE2	1.78	0.80
1:E:84:ARG:NH2	1:E:84:ARG:HG3	1.94	0.80
1:F:108:ARG:H	3:G:3003:GOL:H11	1.46	0.79
1:I:224:THR:HG22	1:I:227:ARG:H	1.48	0.78
1:A:146:ARG:HB3	4:A:1547:HOH:O	1.82	0.78
1:E:214:ALA:H	1:E:218:GLN:NE2	1.80	0.78
1:J:28:GLY:HA2	1:K:32:LEU:CB	2.14	0.78
1:B:26:ASP:HB3	1:B:29:LEU:HD22	1.66	0.77
1:D:39:ARG:HG3	1:D:39:ARG:NH1	1.93	0.77
1:L:165:PRO:HB3	1:L:167:ARG:HG3	1.66	0.77
1:M:186:MET:CE	1:M:209:PHE:CD1	2.56	0.76
1:K:214:ALA:H	1:K:218:GLN:HE21	1.32	0.76
1:F:224:THR:HG22	1:F:227:ARG:H	1.50	0.76
1:K:12:LEU:H	1:K:40:GLN:HE22	1.31	0.76
1:L:228:ALA:O	1:L:232:VAL:HG23	1.84	0.76
3:J:5002:GOL:H32	1:K:133:ILE:HB	1.66	0.76
1:A:146:ARG:N	3:A:1012:GOL:H32	1.98	0.75
1:B:38:LEU:HD13	1:B:96:LEU:HD11	1.68	0.75
1:H:111:GLU:OE1	1:I:146:ARG:HG3	1.87	0.75
1:H:224:THR:HG21	4:H:4507:HOH:O	1.86	0.75
1:B:146:ARG:HB3	1:B:146:ARG:HH21	1.51	0.75
1:B:27:PRO:HG3	1:B:53:ASP:HB2	1.67	0.74
1:D:259:GLY:O	1:D:260:ALA:HB2	1.87	0.74
1:B:65:GLU:OE1	1:B:84:ARG:NH2	2.21	0.74
1:G:51:ASN:HD22	1:G:53:ASP:CB	1.97	0.74
1:H:214:ALA:H	1:H:218:GLN:NE2	1.85	0.74
1:B:73:LYS:N	1:B:74:PRO:HD3	2.02	0.74
1:I:204:ASP:HA	1:I:224:THR:CG2	2.17	0.74
1:B:214:ALA:H	1:B:218:GLN:NE2	1.84	0.74
1:B:214:ALA:H	1:B:218:GLN:HE21	1.36	0.74
1:I:119:HIS:O	1:I:120[A]:GLN:NE2	2.20	0.74
1:J:169:ASN:HD22	1:J:172:GLY:H	1.35	0.74
1:A:33:HIS:HE1	1:B:26:ASP:OD2	1.71	0.73
1:D:224:THR:HG22	1:D:227:ARG:H	1.54	0.73

Continued on next page...

Continued from previous page...

Atom-1	Atom-2	Interatomic distance (Å)	Clash overlap (Å)
1:E:156:THR:HG21	4:E:2540:HOH:O	1.86	0.73
1:D:11:ALA:HA	1:D:40:GLN:HE22	1.53	0.73
1:G:214:ALA:H	1:G:218:GLN:HE21	1.35	0.73
1:K:224:THR:HG22	1:K:227:ARG:H	1.53	0.73
1:A:186:MET:HE3	1:A:209:PHE:CD1	2.23	0.73
1:A:77:LYS:HD3	1:A:78:GLN:H	1.52	0.73
1:K:204:ASP:HA	1:K:224:THR:HG23	1.70	0.73
1:A:77:LYS:HD3	1:A:78:GLN:N	2.04	0.73
1:A:269:ASP:CB	1:A:270:PRO:HD3	2.18	0.73
1:F:28:GLY:HA2	1:G:32:LEU:CB	2.19	0.73
1:E:269:ASP:OD1	1:E:270:PRO:CD	2.36	0.73
1:A:269:ASP:HB2	1:A:270:PRO:HD3	1.71	0.72
1:H:51:ASN:HD22	1:H:53:ASP:HB2	1.53	0.72
1:K:12:LEU:H	1:K:40:GLN:NE2	1.87	0.72
1:E:49:LEU:HD21	4:E:2544:HOH:O	1.88	0.72
1:H:38:LEU:HD13	1:H:96:LEU:HD21	1.71	0.72
1:B:149:ASN:CB	1:B:178:PRO:HG2	2.19	0.72
1:J:108:ARG:NH2	1:J:111:GLU:OE2	2.23	0.72
1:B:50:VAL:CG1	1:B:51:ASN:N	2.50	0.72
1:E:204:ASP:HA	1:E:224:THR:OG1	1.90	0.72
1:B:48:ALA:C	1:B:50:VAL:H	1.94	0.72
1:A:221:LEU:HD12	1:A:232:VAL:HG22	1.71	0.72
1:I:26:ASP:HB3	1:I:29:LEU:HD22	1.72	0.72
1:A:224:THR:HG22	1:A:227:ARG:H	1.55	0.72
1:F:186:MET:HE1	1:F:209:PHE:HE1	1.55	0.71
1:J:6:PHE:HE2	1:J:32:LEU:CD1	2.02	0.71
1:M:264:ARG:HG2	1:M:265:LYS:N	2.06	0.71
1:I:266:LEU:CD2	1:I:266:LEU:H	2.03	0.71
1:I:48:ALA:C	1:I:50:VAL:H	1.90	0.71
1:E:204:ASP:HA	1:E:224:THR:HG23	1.72	0.71
1:A:214:ALA:H	1:A:218:GLN:NE2	1.88	0.71
1:B:12:LEU:H	1:B:40:GLN:HE22	1.39	0.70
1:A:39:ARG:NH2	1:A:39:ARG:HG2	1.97	0.70
1:B:149:ASN:HB3	1:B:178:PRO:HG2	1.73	0.70
1:F:38:LEU:HD13	1:F:96:LEU:HD21	1.74	0.70
1:J:214:ALA:H	1:J:218:GLN:HE21	1.40	0.70
1:H:268:ALA:HA	4:H:4556:HOH:O	1.91	0.70
1:L:177:SER:O	1:L:201:ARG:NH2	2.24	0.70
1:A:217:GLN:HG3	4:A:1524:HOH:O	1.89	0.70
1:I:146:ARG:HD2	1:I:146:ARG:N	1.99	0.70
1:D:28:GLY:HA2	1:E:32:LEU:CB	2.21	0.70

Continued on next page...

Continued from previous page...

Atom-1	Atom-2	Interatomic distance (Å)	Clash overlap (Å)
1:J:6:PHE:CE2	1:J:32:LEU:CD1	2.74	0.70
1:L:201:ARG:HD3	1:L:205:GLU:OE1	1.92	0.69
1:K:163:LEU:HD23	1:K:164:VAL:H	1.57	0.69
1:E:193:THR:HG21	4:E:2513:HOH:O	1.91	0.69
1:I:48:ALA:O	1:I:50:VAL:N	2.26	0.69
1:L:9:LEU:CB	1:L:10:PRO:HD2	2.11	0.69
1:I:265:LYS:HE3	1:I:265:LYS:H	1.57	0.69
1:L:168:ILE:CG2	1:L:173:ILE:HD13	2.23	0.69
1:H:211:CYS:SG	1:H:237:LEU:HG	2.33	0.69
1:E:47:ASP:HB3	1:E:97:ARG:NH2	2.08	0.69
1:I:22:ALA:HB2	1:I:98:LEU:HD22	1.74	0.69
1:A:186:MET:HE2	1:A:186:MET:HA	1.73	0.69
1:B:177:SER:O	1:B:201:ARG:NH1	2.25	0.68
1:E:204:ASP:HA	1:E:224:THR:CG2	2.23	0.68
1:M:179:VAL:HA	1:M:245:VAL:O	1.93	0.68
1:J:86:VAL:O	1:J:90:ARG:HG2	1.93	0.68
1:I:130:THR:HG22	3:I:4002:GOL:O2	1.94	0.68
1:E:146:ARG:H	3:E:2003:GOL:H32	1.58	0.68
1:D:186:MET:HE3	1:D:209:PHE:CD1	2.29	0.68
1:A:130:THR:HG22	3:A:1001:GOL:O2	1.93	0.68
1:B:201:ARG:HD2	1:B:205:GLU:OE2	1.93	0.68
1:A:214:ALA:H	1:A:218:GLN:HE21	1.42	0.68
3:H:4012:GOL:C3	1:I:111:GLU:OE1	2.41	0.68
1:I:161:SER:C	1:I:164:VAL:HG22	2.14	0.68
1:J:186:MET:HE2	1:J:209:PHE:HE1	1.58	0.67
1:F:176:GLY:HA3	1:G:169:ASN:HB3	1.76	0.67
1:J:214:ALA:H	1:J:218:GLN:NE2	1.91	0.67
1:M:19:LEU:HD12	1:M:97:ARG:HB3	1.75	0.67
1:E:47:ASP:HB3	1:E:97:ARG:HH22	1.59	0.67
1:D:177:SER:O	1:D:201:ARG:NH2	2.28	0.67
3:J:5011:GOL:H2	1:K:108:ARG:H	1.59	0.67
1:M:37:ALA:HB1	1:M:96:LEU:HD21	1.76	0.67
1:G:214:ALA:H	1:G:218:GLN:NE2	1.92	0.67
1:G:14:LYS:HD3	1:G:14:LYS:O	1.95	0.67
1:D:108:ARG:NH2	1:D:111:GLU:OE2	2.28	0.66
1:H:168:ILE:CG2	1:H:173:ILE:HD12	2.24	0.66
1:A:186:MET:CE	1:A:209:PHE:CE1	2.78	0.66
4:H:4545:HOH:O	1:I:146:ARG:HD3	1.94	0.66
1:I:161:SER:C	1:I:164:VAL:CG2	2.63	0.66
1:H:59:ARG:HH22	1:K:227:ARG:NH1	1.94	0.66
1:J:6:PHE:CD2	1:J:32:LEU:HD13	2.30	0.66

Continued on next page...

Continued from previous page...

Atom-1	Atom-2	Interatomic distance (Å)	Clash overlap (Å)
1:H:201:ARG:HD2	1:H:205:GLU:OE1	1.95	0.66
1:K:214:ALA:H	1:K:218:GLN:NE2	1.94	0.66
1:E:6:PHE:HB2	1:E:9:LEU:HG	1.78	0.66
1:E:177:SER:O	1:E:201:ARG:NH1	2.25	0.66
1:J:50:VAL:HG23	4:J:5530:HOH:O	1.95	0.65
1:A:232:VAL:HG13	1:A:237:LEU:HB2	1.79	0.65
1:D:186:MET:HE1	1:D:209:PHE:CE1	2.31	0.65
1:B:6:PHE:O	1:B:6:PHE:CD1	2.49	0.65
1:J:223:THR:CG2	1:J:224:THR:N	2.50	0.65
1:K:193:THR:HG21	4:K:5512:HOH:O	1.97	0.65
1:E:51:ASN:O	1:E:53:ASP:N	2.30	0.65
1:E:211:CYS:SG	1:E:237:LEU:HG	2.37	0.65
1:K:204:ASP:HA	1:K:224:THR:CG2	2.27	0.65
1:A:38:LEU:HD13	1:A:96:LEU:HD21	1.79	0.65
1:H:186:MET:HE1	1:H:209:PHE:HE1	1.61	0.64
1:K:227:ARG:NH2	1:K:231:ASP:OD1	2.29	0.64
1:B:12:LEU:HG	1:B:94:ARG:HB3	1.79	0.64
1:B:38:LEU:HD13	1:B:96:LEU:CD1	2.28	0.64
1:J:260:ALA:HA	1:J:262:ASP:H	1.62	0.64
1:D:129:ILE:HA	3:E:2001:GOL:H31	1.79	0.64
1:D:171:GLN:HG2	4:D:2542:HOH:O	1.98	0.64
1:H:186:MET:HE1	1:H:209:PHE:CE1	2.33	0.64
1:A:30:LEU:HD11	1:A:54:CYS:HB2	1.80	0.64
1:B:51:ASN:O	1:B:52:GLU:C	2.37	0.64
1:J:235:ALA:HB1	1:J:237:LEU:HD13	1.80	0.64
1:J:148:VAL:CG1	1:J:247:GLU:HB2	2.28	0.63
1:D:146:ARG:N	3:D:2011:GOL:O2	2.27	0.63
1:H:177:SER:O	1:H:201:ARG:NH2	2.32	0.63
1:B:22:ALA:HB2	1:B:98:LEU:HD22	1.81	0.63
1:F:146:ARG:HB2	3:F:3011:GOL:H11	1.80	0.63
1:H:227:ARG:HD3	4:H:4507:HOH:O	1.98	0.63
1:E:198:ALA:O	1:H:252:ARG:NH1	2.32	0.63
1:H:77:LYS:HG3	1:H:78:GLN:N	2.14	0.63
1:M:149:ASN:N	1:M:149:ASN:HD22	1.94	0.63
1:F:22:ALA:HB2	1:F:98:LEU:HD22	1.80	0.63
1:A:169:ASN:ND2	1:A:172:GLY:H	1.96	0.62
1:G:51:ASN:ND2	1:G:53:ASP:HB2	2.00	0.62
1:I:204:ASP:CA	1:I:224:THR:HG23	2.29	0.62
1:D:260:ALA:H	1:D:261:LEU:HB2	1.63	0.62
1:G:204:ASP:HA	1:G:224:THR:HG23	1.81	0.62
1:J:201:ARG:HD2	1:J:205:GLU:OE1	2.00	0.62

Continued on next page...

Continued from previous page...

Atom-1	Atom-2	Interatomic distance (Å)	Clash overlap (Å)
1:D:186:MET:CE	1:D:209:PHE:CD1	2.83	0.61
1:F:14:LYS:HD3	1:F:14:LYS:O	2.00	0.61
1:I:50:VAL:CG1	1:I:51:ASN:N	2.52	0.61
1:K:17:VAL:HG22	1:K:95:VAL:HB	1.81	0.61
1:M:186:MET:HE1	1:M:209:PHE:HD1	1.62	0.61
1:A:186:MET:HE1	1:A:209:PHE:CE1	2.36	0.61
1:H:99:LYS:NZ	1:H:107:GLY:O	2.27	0.61
1:E:17:VAL:HG22	1:E:95:VAL:HB	1.82	0.61
1:A:19:LEU:HD12	1:A:97:ARG:HB3	1.83	0.61
1:D:22:ALA:HB2	1:D:98:LEU:HD22	1.83	0.61
1:I:12:LEU:HG	1:I:94:ARG:HB3	1.83	0.61
1:L:214:ALA:H	1:L:218:GLN:HE21	1.48	0.61
1:G:65:GLU:OE1	1:G:84:ARG:NH2	2.32	0.61
1:A:186:MET:CE	1:A:209:PHE:HE1	2.14	0.61
1:F:169:ASN:HD22	1:F:169:ASN:C	2.04	0.60
1:L:108:ARG:HG2	1:L:108:ARG:HH21	1.67	0.60
1:J:26:ASP:OD1	1:J:27:PRO:O	2.20	0.60
1:K:9:LEU:HB3	1:K:10:PRO:HD2	1.83	0.60
1:H:46:HIS:HD2	1:H:47:ASP:O	1.84	0.60
1:E:26:ASP:HB3	1:E:29:LEU:HD22	1.81	0.60
1:D:43:VAL:HG11	1:D:88:LEU:HG	1.83	0.60
1:A:186:MET:HE3	1:A:209:PHE:HD1	1.66	0.60
1:A:186:MET:HE1	1:A:209:PHE:HE1	1.67	0.60
1:A:201:ARG:HD2	1:A:205:GLU:OE1	2.01	0.60
1:D:9:LEU:HB3	1:D:10:PRO:HD2	1.83	0.60
1:D:186:MET:CE	1:D:209:PHE:HD1	2.14	0.60
1:M:156:THR:HG22	1:M:184:MET:CE	2.31	0.60
1:K:189:ILE:O	1:K:193:THR:HB	2.01	0.59
1:D:175:SER:O	1:D:176:GLY:C	2.40	0.59
1:M:225:LEU:HD21	1:M:245:VAL:HG11	1.83	0.59
1:M:266:LEU:O	1:M:267:ALA:HB2	2.02	0.59
1:L:106:PHE:N	1:M:144:THR:HG21	2.13	0.59
1:A:186:MET:HE3	1:A:209:PHE:CE1	2.37	0.59
1:B:193:THR:HG21	4:B:1529:HOH:O	2.01	0.59
1:M:223:THR:HG21	1:M:228:ALA:HA	1.85	0.59
1:H:186:MET:HE3	1:H:209:PHE:HD1	1.67	0.59
1:H:59:ARG:HH22	1:K:227:ARG:HH12	1.49	0.59
1:J:146:ARG:NH2	1:K:108:ARG:NE	2.47	0.59
1:D:12:LEU:H	1:D:40:GLN:NE2	2.00	0.59
1:L:214:ALA:H	1:L:218:GLN:NE2	2.00	0.59
1:M:148:VAL:HG13	1:M:247:GLU:HB2	1.84	0.59

Continued on next page...

Continued from previous page...

Atom-1	Atom-2	Interatomic distance (Å)	Clash overlap (Å)
1:I:168:ILE:HA	4:I:4562:HOH:O	2.02	0.59
1:G:129:ILE:HA	3:G:3002:GOL:O2	2.01	0.59
1:A:99:LYS:NZ	1:A:107:GLY:O	2.27	0.59
1:I:177:SER:O	1:I:201:ARG:NH1	2.32	0.59
1:I:265:LYS:H	1:I:265:LYS:CD	2.15	0.59
1:I:51:ASN:O	1:I:53:ASP:N	2.36	0.58
1:H:227:ARG:HG2	1:H:227:ARG:HH11	1.67	0.58
1:B:258:ILE:C	1:B:260:ALA:H	2.05	0.58
1:G:26:ASP:HB3	1:G:29:LEU:HD22	1.84	0.58
1:H:205:GLU:O	1:H:224:THR:HA	2.04	0.58
1:I:37:ALA:HB1	1:I:96:LEU:HD22	1.84	0.58
1:E:77:LYS:HE3	1:E:108:ARG:HH12	1.68	0.58
1:D:259:GLY:O	1:D:260:ALA:CB	2.51	0.58
1:M:201:ARG:NH2	1:M:205:GLU:OE2	2.35	0.58
1:M:149:ASN:H	1:M:149:ASN:HD22	1.51	0.58
1:M:156:THR:HG22	1:M:184:MET:HE3	1.86	0.58
1:J:146:ARG:HH22	1:K:108:ARG:CD	2.16	0.58
1:E:129:ILE:HD12	3:E:2001:GOL:H11	1.85	0.58
3:F:3011:GOL:H12	1:G:108:ARG:HD3	1.84	0.58
1:A:51:ASN:HD22	1:A:53:ASP:HB2	1.67	0.58
1:B:12:LEU:N	1:B:40:GLN:HE22	2.02	0.58
1:D:258:ILE:O	1:D:261:LEU:HB2	2.03	0.58
1:I:211:CYS:SG	1:I:237:LEU:HG	2.44	0.58
1:B:138:TYR:CD2	1:B:258:ILE:HD11	2.39	0.57
1:K:258:ILE:C	1:K:260:ALA:H	2.07	0.57
1:F:186:MET:HE1	1:F:209:PHE:CE1	2.37	0.57
1:I:265:LYS:CE	1:I:265:LYS:H	2.16	0.57
1:K:204:ASP:HA	1:K:224:THR:OG1	2.04	0.57
1:L:108:ARG:HG2	1:L:108:ARG:NH2	2.18	0.57
1:J:84:ARG:NH1	1:J:87:GLU:OE1	2.38	0.57
1:D:201:ARG:HD2	1:D:205:GLU:OE1	2.05	0.57
1:M:266:LEU:O	1:M:267:ALA:CB	2.51	0.57
1:K:7:ALA:HB3	4:K:5549:HOH:O	2.04	0.57
1:F:99:LYS:NZ	1:F:107:GLY:O	2.26	0.57
1:J:37:ALA:HB1	1:J:96:LEU:HD22	1.87	0.57
1:B:73:LYS:H	1:B:74:PRO:HD3	1.69	0.57
1:F:214:ALA:N	1:F:218:GLN:HE21	1.95	0.57
1:M:224:THR:OG1	1:M:227:ARG:HB2	2.05	0.57
1:G:204:ASP:HA	1:G:224:THR:OG1	2.05	0.57
1:M:82:SER:HB3	1:M:115:THR:HG21	1.87	0.57
1:G:73:LYS:N	1:G:74:PRO:CD	2.68	0.57

Continued on next page...

Continued from previous page...

Atom-1	Atom-2	Interatomic distance (Å)	Clash overlap (Å)
1:M:186:MET:HE2	1:M:209:PHE:CE1	2.38	0.57
1:L:18:TRP:CD1	1:L:124:ARG:HB3	2.39	0.56
1:H:6:PHE:HD1	1:H:7:ALA:N	2.03	0.56
1:G:204:ASP:HA	1:G:224:THR:CG2	2.35	0.56
1:J:148:VAL:HG13	1:J:247:GLU:HB2	1.88	0.56
1:J:99:LYS:NZ	1:J:107:GLY:O	2.32	0.56
1:H:68:GLY:HA3	1:H:76:PRO:HD2	1.88	0.56
1:M:223:THR:HG22	1:M:224:THR:N	2.11	0.56
1:H:146:ARG:N	3:H:4012:GOL:H32	2.18	0.56
1:F:108:ARG:HG2	1:F:108:ARG:HH21	1.69	0.56
1:I:266:LEU:HD23	1:I:266:LEU:H	1.69	0.56
1:M:191:ALA:O	1:M:195:ASN:HB2	2.05	0.56
1:A:12:LEU:H	1:A:40:GLN:NE2	2.02	0.56
1:A:15:GLY:O	1:A:121:VAL:HG13	2.06	0.56
1:J:33:HIS:HE1	1:K:26:ASP:OD2	1.88	0.56
1:L:17:VAL:HG22	1:L:95:VAL:HB	1.87	0.56
1:D:186:MET:HE1	1:D:209:PHE:HE1	1.71	0.56
1:I:201:ARG:HD2	1:I:205:GLU:OE2	2.06	0.56
1:A:39:ARG:CG	1:A:39:ARG:HH21	2.04	0.56
1:B:189:ILE:O	1:B:193:THR:HB	2.06	0.56
3:K:5012:GOL:H11	4:K:5552:HOH:O	2.07	0.55
1:E:12:LEU:HD13	1:E:18:TRP:CD1	2.42	0.55
1:D:203:PRO:O	1:D:224:THR:HG23	2.05	0.55
1:K:51:ASN:HD22	1:K:53:ASP:HB2	1.71	0.55
1:E:170:TRP:HB3	1:E:195:ASN:ND2	2.22	0.55
1:L:257:TRP:CZ3	1:M:124:ARG:HG3	2.42	0.55
1:F:108:ARG:HG2	1:F:108:ARG:NH2	2.21	0.55
1:F:78:GLN:NE2	1:F:112:GLU:HG2	2.22	0.55
1:H:146:ARG:HG3	1:H:146:ARG:NH1	2.15	0.55
1:D:59:ARG:HB2	1:D:60:PRO:HD2	1.88	0.55
1:D:214:ALA:H	1:D:218:GLN:NE2	2.04	0.55
1:I:193:THR:HG21	4:I:4526:HOH:O	2.06	0.55
1:M:156:THR:CG2	1:M:184:MET:HE1	2.37	0.55
1:I:149:ASN:HD22	1:I:149:ASN:N	2.05	0.55
1:D:77:LYS:HG3	1:D:78:GLN:N	2.22	0.55
1:G:149:ASN:HD22	1:G:149:ASN:N	2.05	0.55
1:F:201:ARG:HD2	1:F:205:GLU:OE1	2.07	0.54
1:F:108:ARG:N	3:G:3003:GOL:H11	2.20	0.54
1:K:138:TYR:HB3	1:K:218:GLN:HE22	1.72	0.54
1:D:11:ALA:HA	1:D:40:GLN:NE2	2.21	0.54
1:H:168:ILE:CG2	1:H:173:ILE:CD1	2.86	0.54

Continued on next page...

Continued from previous page...

Atom-1	Atom-2	Interatomic distance (Å)	Clash overlap (Å)
1:J:177:SER:O	1:J:201:ARG:NH2	2.39	0.54
1:E:114:LEU:O	1:E:118:GLU:HG2	2.07	0.54
1:I:214:ALA:N	1:I:218:GLN:HE21	1.97	0.54
1:F:223:THR:CG2	1:F:224:THR:H	1.97	0.54
1:F:177:SER:O	1:F:201:ARG:NH2	2.41	0.54
1:H:168:ILE:HG23	1:H:173:ILE:HD12	1.89	0.54
1:B:11:ALA:HA	1:B:40:GLN:HE22	1.71	0.54
1:A:269:ASP:CG	1:A:270:PRO:HD3	2.28	0.54
1:H:77:LYS:HE3	1:H:108:ARG:HH12	1.73	0.54
1:B:227:ARG:NH2	4:B:1542:HOH:O	2.40	0.54
1:G:39:ARG:O	1:G:59:ARG:HG2	2.07	0.54
1:M:47:ASP:OD2	1:M:97:ARG:NH2	2.39	0.54
1:F:169:ASN:ND2	1:F:172:GLY:H	2.04	0.54
1:I:19:LEU:HD12	1:I:97:ARG:HG2	1.90	0.54
1:G:22:ALA:HB2	1:G:98:LEU:HD22	1.89	0.54
1:B:5:LEU:HD12	4:B:1562:HOH:O	2.07	0.54
1:J:108:ARG:H	3:K:5001:GOL:H11	1.72	0.54
1:G:19:LEU:HD12	1:G:125:ILE:CD1	2.38	0.54
1:H:169:ASN:HD22	1:H:169:ASN:C	2.12	0.54
1:K:19:LEU:HD12	1:K:125:ILE:CD1	2.37	0.54
3:D:2011:GOL:H31	1:E:108:ARG:HA	0.91	0.53
1:L:205:GLU:O	1:L:224:THR:HA	2.08	0.53
1:E:22:ALA:HB2	1:E:98:LEU:HD22	1.90	0.53
1:I:145:HIS:H	1:I:149:ASN:HD21	1.55	0.53
1:B:48:ALA:O	1:B:50:VAL:N	2.42	0.53
1:L:168:ILE:HG23	1:L:173:ILE:CD1	2.38	0.53
1:L:31:THR:HG21	1:L:127:PRO:O	2.08	0.53
1:G:100:GLY:O	2:G:3511:SAH:N	2.39	0.53
1:D:169:ASN:C	1:D:169:ASN:HD22	2.11	0.53
1:K:146[A]:ARG:HH21	3:K:5001:GOL:H12	1.73	0.53
1:M:253:ALA:HA	1:M:264:ARG:HH11	1.73	0.53
1:E:173:ILE:CG2	1:E:180:ILE:HD12	2.38	0.53
1:F:33:HIS:HD2	4:F:3537:HOH:O	1.90	0.53
1:K:177:SER:O	1:K:201:ARG:NH1	2.41	0.53
1:I:19:LEU:HD12	1:I:97:ARG:HB3	1.89	0.53
1:I:48:ALA:C	1:I:50:VAL:N	2.62	0.53
1:J:83:LEU:HA	1:J:86:VAL:HG13	1.90	0.53
1:E:171:GLN:HE22	1:E:199:GLY:HA2	1.73	0.53
1:L:19:LEU:HD12	1:L:97:ARG:HB3	1.91	0.53
1:G:189:ILE:HG12	1:G:209:PHE:HZ	1.74	0.53
1:G:77:LYS:HE3	1:G:78:GLN:H	1.74	0.53

Continued on next page...

Continued from previous page...

Atom-1	Atom-2	Interatomic distance (Å)	Clash overlap (Å)
1:M:26:ASP:HB3	1:M:29:LEU:HD22	1.91	0.53
1:B:73:LYS:N	1:B:74:PRO:CD	2.71	0.52
1:A:186:MET:CE	1:A:209:PHE:CD1	2.92	0.52
1:K:156:THR:HG23	1:K:184:MET:CE	2.40	0.52
1:H:223:THR:HG23	1:H:231:ASP:OD2	2.08	0.52
1:B:77:LYS:HG3	1:B:78:GLN:N	2.25	0.52
1:J:169:ASN:ND2	1:J:172:GLY:H	2.04	0.52
1:E:156:THR:CG2	1:E:184:MET:HE1	2.39	0.52
1:G:168:ILE:O	1:G:170:TRP:N	2.42	0.52
1:B:50:VAL:HG13	1:B:51:ASN:N	2.15	0.52
1:F:108:ARG:CG	1:F:108:ARG:HH21	2.22	0.52
1:H:186:MET:HE3	1:H:209:PHE:CD1	2.44	0.52
1:A:65:GLU:OE1	1:A:84:ARG:NH2	2.41	0.52
1:G:23:GLY:HA2	1:G:129:ILE:O	2.10	0.52
4:L:6525:HOH:O	1:M:134:GLY:HA2	2.09	0.52
1:A:209:PHE:CE1	1:A:232:VAL:HG21	2.45	0.52
1:B:168:ILE:HG23	1:B:173:ILE:CD1	2.39	0.52
1:J:130:THR:H	3:J:5002:GOL:H11	1.75	0.52
1:H:50:VAL:HG12	1:H:215:THR:HG21	1.92	0.52
1:K:149:ASN:N	1:K:149:ASN:HD22	2.08	0.52
1:L:186:MET:HE1	1:L:209:PHE:CE1	2.45	0.52
1:J:266:LEU:HD23	1:K:117:VAL:HG22	1.92	0.52
1:I:144:THR:CG2	1:I:146:ARG:HH12	2.23	0.51
1:D:39:ARG:NH1	1:D:39:ARG:CG	2.62	0.51
1:J:30:LEU:HB2	1:K:32:LEU:HD22	1.92	0.51
1:B:149:ASN:HD22	1:B:149:ASN:N	2.09	0.51
1:H:168:ILE:HG23	1:H:173:ILE:CD1	2.40	0.51
1:G:73:LYS:H	1:G:74:PRO:CD	2.22	0.51
1:B:49:LEU:HD21	1:B:240:PRO:HG3	1.91	0.51
1:K:143:VAL:HG22	1:K:152:VAL:HG11	1.93	0.51
1:A:193:THR:O	1:A:197:ILE:HG13	2.10	0.51
1:E:201:ARG:HD2	1:E:205:GLU:OE2	2.10	0.51
1:L:20:VAL:HB	1:L:96:LEU:HD11	1.92	0.51
1:I:27:PRO:HG3	1:I:53:ASP:HB2	1.93	0.51
1:M:197:ILE:HD11	1:M:225:LEU:O	2.10	0.51
1:A:7:ALA:HB1	1:A:9:LEU:HD21	1.92	0.51
1:A:28:GLY:HA2	1:B:32:LEU:CB	2.28	0.51
1:A:213:ALA:HA	1:A:218:GLN:HE21	1.76	0.51
1:H:6:PHE:CD1	1:H:7:ALA:N	2.79	0.51
1:D:17:VAL:O	1:D:123:PHE:HA	2.10	0.51
1:H:73:LYS:CB	1:H:74:PRO:HD3	2.40	0.51

Continued on next page...

Continued from previous page...

Atom-1	Atom-2	Interatomic distance (Å)	Clash overlap (Å)
1:E:204:ASP:CA	1:E:224:THR:HG23	2.41	0.51
1:M:143:VAL:HG22	1:M:152:VAL:HG11	1.91	0.51
1:B:50:VAL:HG12	1:B:51:ASN:H	1.73	0.51
1:F:130:THR:HG22	3:G:3002:GOL:H31	1.92	0.51
1:D:258:ILE:HA	1:D:261:LEU:HD12	1.93	0.51
1:D:171:GLN:HB3	1:H:263:GLY:HA3	1.93	0.51
1:D:51:ASN:OD1	1:D:53:ASP:N	2.43	0.51
1:H:69:LYS:HA	1:H:75:SER:HB3	1.91	0.51
1:D:12:LEU:H	1:D:40:GLN:HE21	1.58	0.51
1:E:12:LEU:HG	1:E:94:ARG:HB2	1.93	0.51
1:I:189:ILE:O	1:I:193:THR:HB	2.11	0.51
1:A:108:ARG:HH21	1:A:108:ARG:CG	2.24	0.51
1:K:26:ASP:HB3	1:K:29:LEU:HD22	1.91	0.51
1:M:138:TYR:CD2	1:M:214:ALA:HA	2.46	0.51
1:B:52:GLU:O	1:B:55:LEU:N	2.42	0.51
1:I:90:ARG:HE	1:I:120[A]:GLN:HE22	1.57	0.50
1:L:18:TRP:CE2	1:L:124:ARG:HD2	2.46	0.50
1:G:159:ASP:N	1:G:159:ASP:OD1	2.43	0.50
1:B:48:ALA:HB2	1:B:66:PHE:HE1	1.75	0.50
1:L:221:LEU:HB2	1:L:237:LEU:HD21	1.92	0.50
1:A:23:GLY:HA2	1:A:129:ILE:O	2.11	0.50
1:L:27:PRO:O	1:L:30:LEU:HB2	2.10	0.50
1:K:163:LEU:O	1:K:164:VAL:C	2.49	0.50
1:G:99:LYS:NZ	1:G:112:GLU:OE1	2.43	0.50
1:G:170:TRP:HB3	1:G:195:ASN:ND2	2.27	0.50
1:A:9:LEU:N	1:A:9:LEU:HD23	2.26	0.50
1:H:104:PHE:O	1:I:144:THR:HB	2.11	0.50
1:M:145:HIS:H	1:M:149:ASN:HD21	1.60	0.50
1:D:33:HIS:HE1	1:E:26:ASP:OD2	1.94	0.50
1:A:15:GLY:HA2	1:A:89:ALA:O	2.12	0.50
1:L:148:VAL:HG13	1:L:247:GLU:HB2	1.94	0.50
1:I:145:HIS:H	1:I:149:ASN:ND2	2.09	0.50
1:B:48:ALA:HB2	1:B:66:PHE:CE1	2.46	0.50
1:E:189:ILE:HG12	1:E:209:PHE:HZ	1.76	0.50
1:I:204:ASP:HA	1:I:224:THR:OG1	2.11	0.50
1:L:168:ILE:CG2	1:L:173:ILE:CD1	2.90	0.50
1:K:156:THR:HG22	1:K:158:HIS:H	1.75	0.50
1:M:169:ASN:ND2	1:M:172:GLY:H	2.10	0.50
1:B:48:ALA:C	1:B:50:VAL:N	2.63	0.50
1:J:28:GLY:CA	1:K:32:LEU:HB2	2.37	0.50
1:A:223:THR:OG1	1:A:224:THR:N	2.44	0.50

Continued on next page...

Continued from previous page...

Atom-1	Atom-2	Interatomic distance (Å)	Clash overlap (Å)
1:J:31:THR:HG23	4:J:5510:HOH:O	2.12	0.50
1:F:12:LEU:N	1:F:40:GLN:HE22	1.97	0.50
1:J:138:TYR:HB3	1:J:218:GLN:HE22	1.75	0.50
1:J:25:GLY:O	1:J:51:ASN:HB2	2.12	0.50
1:B:258:ILE:O	1:B:260:ALA:N	2.44	0.49
1:J:214:ALA:N	1:J:218:GLN:HE21	2.10	0.49
1:A:211:CYS:SG	1:A:237:LEU:HG	2.52	0.49
1:J:259:GLY:O	1:J:262:ASP:HB2	2.12	0.49
1:G:73:LYS:H	1:G:74:PRO:HD3	1.77	0.49
1:A:43:VAL:HG11	1:A:88:LEU:HG	1.95	0.49
1:A:189:ILE:HG12	1:A:209:PHE:HZ	1.78	0.49
1:L:117:VAL:HG11	1:M:267:ALA:HB2	1.94	0.49
1:F:208:ALA:HB3	1:F:244:VAL:CG1	2.43	0.49
1:D:44:ILE:HB	1:D:64:LEU:HD12	1.94	0.49
1:B:47:ASP:O	1:B:50:VAL:HB	2.13	0.49
1:J:108:ARG:N	3:K:5001:GOL:H11	2.28	0.49
1:M:85:LEU:HD21	1:M:97:ARG:HD2	1.94	0.49
1:L:51:ASN:O	1:L:53:ASP:N	2.46	0.49
1:D:78:GLN:NE2	1:D:112:GLU:OE2	2.46	0.49
1:A:167:ARG:O	1:A:168:ILE:HG13	2.13	0.49
1:F:14:LYS:HD3	1:F:14:LYS:N	2.28	0.49
1:K:106:PHE:CE2	1:K:156:THR:OG1	2.66	0.49
1:D:161:SER:HB3	1:D:188:HIS:CE1	2.48	0.49
1:K:204:ASP:CA	1:K:224:THR:HG23	2.42	0.49
1:I:228:ALA:O	1:I:232:VAL:CG1	2.54	0.49
1:L:186:MET:CE	1:L:209:PHE:CE1	2.96	0.49
1:L:75:SER:O	1:L:77:LYS:N	2.45	0.49
1:E:156:THR:CG2	1:E:184:MET:CE	2.91	0.48
1:L:108:ARG:HH21	1:L:108:ARG:CG	2.26	0.48
1:I:47:ASP:OD2	1:I:97:ARG:NH2	2.41	0.48
1:G:12:LEU:H	1:G:40:GLN:NE2	2.10	0.48
3:A:1001:GOL:C1	1:B:128:GLY:O	2.59	0.48
1:B:214:ALA:N	1:B:218:GLN:HE21	2.08	0.48
1:A:232:VAL:HG13	1:A:237:LEU:CB	2.43	0.48
1:H:51:ASN:HD22	1:H:53:ASP:CB	2.25	0.48
4:L:6525:HOH:O	1:M:133:ILE:HG22	2.13	0.48
1:L:38:LEU:HD22	1:L:96:LEU:HD21	1.95	0.48
1:B:115:THR:O	1:B:119:HIS:HD2	1.96	0.48
1:F:30:LEU:HD11	1:F:54:CYS:HB2	1.93	0.48
1:B:50:VAL:HG12	1:B:51:ASN:N	2.28	0.48
1:F:256:ASP:OD1	1:F:264:ARG:NH2	2.45	0.48

Continued on next page...

Continued from previous page...

Atom-1	Atom-2	Interatomic distance (Å)	Clash overlap (Å)
1:M:19:LEU:HD12	1:M:97:ARG:CB	2.43	0.48
1:G:69:LYS:HB3	1:G:75:SER:OG	2.13	0.48
1:E:130:THR:HG22	3:E:2001:GOL:HO2	1.74	0.48
1:A:187:LYS:HA	1:A:187:LYS:HD2	1.47	0.48
1:J:106:PHE:N	1:K:144:THR:HG21	2.29	0.48
1:J:170:TRP:CB	1:J:195:ASN:ND2	2.77	0.48
1:K:203:PRO:O	1:K:204:ASP:C	2.51	0.48
1:D:108:ARG:N	3:E:2003:GOL:H11	2.21	0.48
1:L:203:PRO:O	1:L:224:THR:HG23	2.14	0.48
1:D:171:GLN:NE2	1:D:199:GLY:HA2	2.29	0.48
1:K:23:GLY:HA2	1:K:129:ILE:O	2.13	0.48
1:F:203:PRO:O	1:F:224:THR:HG23	2.14	0.47
1:J:101:GLY:HA3	2:J:5501:SAH:C	2.44	0.47
1:I:129:ILE:CD1	3:I:4002:GOL:H12	2.44	0.47
1:A:158[B]:HIS:HD2	1:A:188:HIS:CD2	2.31	0.47
1:I:97:ARG:HD3	1:I:112:GLU:OE2	2.14	0.47
1:I:77:LYS:HD2	1:I:78:GLN:H	1.79	0.47
1:G:43:VAL:HG11	1:G:88:LEU:HD22	1.95	0.47
1:H:138:TYR:HB3	1:H:218:GLN:HE22	1.79	0.47
1:E:97:ARG:NH1	1:E:112:GLU:OE2	2.47	0.47
1:L:20:VAL:HG22	1:L:126:VAL:HB	1.96	0.47
4:H:4545:HOH:O	1:I:145:HIS:HD2	1.97	0.47
1:M:78:GLN:HE22	1:M:112:GLU:HG3	1.80	0.47
1:B:156:THR:CG2	1:B:184:MET:CE	2.92	0.47
1:H:111:GLU:CD	1:I:146:ARG:HG3	2.35	0.47
1:B:12:LEU:N	1:B:40:GLN:NE2	2.53	0.47
1:F:186:MET:CE	1:F:209:PHE:CE1	2.97	0.47
1:F:19:LEU:HD12	1:F:97:ARG:HB3	1.97	0.47
1:B:20:VAL:HG21	1:B:96:LEU:HD21	1.96	0.47
1:F:47:ASP:O	1:F:49:LEU:HG	2.14	0.47
1:D:38:LEU:HD13	1:D:96:LEU:HD21	1.97	0.47
1:B:12:LEU:HD13	1:B:18:TRP:CD1	2.50	0.47
1:A:209:PHE:CZ	1:A:232:VAL:HG21	2.50	0.47
1:J:26:ASP:O	1:J:29:LEU:HB2	2.14	0.47
1:F:18:TRP:CD1	1:F:124:ARG:HB3	2.50	0.47
1:A:28:GLY:CA	1:B:32:LEU:HB2	2.29	0.47
1:H:203:PRO:O	1:H:224:THR:HG23	2.14	0.47
1:F:51:ASN:HD22	1:F:53:ASP:CB	2.21	0.47
1:M:264:ARG:CG	1:M:265:LYS:N	2.77	0.47
1:F:187:LYS:HD3	1:F:187:LYS:HA	1.64	0.47
1:I:46:HIS:HB2	1:I:50:VAL:HG21	1.96	0.47

Continued on next page...

Continued from previous page...

Atom-1	Atom-2	Interatomic distance (Å)	Clash overlap (Å)
1:J:146:ARG:NH2	1:K:108:ARG:HD2	2.30	0.47
1:J:28:GLY:HA2	1:K:32:LEU:HB3	1.97	0.47
1:D:108:ARG:CG	1:D:108:ARG:HH21	2.28	0.47
1:H:78:GLN:HB2	1:H:108:ARG:NH1	2.29	0.47
1:J:99:LYS:HB3	4:J:5529:HOH:O	2.13	0.47
1:G:59:ARG:HA	1:G:60:PRO:HD3	1.80	0.47
1:E:214:ALA:N	1:E:218:GLN:HE21	2.01	0.47
1:J:148:VAL:HG11	1:J:247:GLU:HB2	1.96	0.47
1:M:169:ASN:HD22	1:M:172:GLY:H	1.62	0.47
1:H:12:LEU:H	1:H:40:GLN:NE2	2.12	0.47
1:J:15:GLY:HA2	1:J:89:ALA:O	2.15	0.47
1:I:65:GLU:OE2	1:I:84:ARG:HD3	2.15	0.47
1:J:145:HIS:O	1:J:148:VAL:N	2.49	0.46
1:I:12:LEU:HD13	1:I:18:TRP:CD1	2.50	0.46
1:H:78:GLN:NE2	1:H:112:GLU:HG2	2.30	0.46
1:I:156:THR:HG23	1:I:184:MET:CE	2.45	0.46
1:D:146:ARG:H	3:D:2011:GOL:HO2	1.59	0.46
1:F:223:THR:HG21	1:F:228:ALA:HA	1.97	0.46
1:D:57:LEU:HD11	1:E:6:PHE:CZ	2.51	0.46
1:H:78:GLN:NE2	1:H:112:GLU:CG	2.78	0.46
1:M:156:THR:HG21	1:M:184:MET:HE1	1.97	0.46
1:D:255:LEU:HD21	1:E:114:LEU:HD13	1.97	0.46
1:M:186:MET:HE1	1:M:209:PHE:CD1	2.45	0.46
1:J:223:THR:HG21	1:J:228:ALA:HA	1.98	0.46
1:F:186:MET:HE3	1:F:209:PHE:CD1	2.50	0.46
1:A:148:VAL:HG13	1:A:247:GLU:HB2	1.98	0.46
1:K:214:ALA:N	1:K:218:GLN:HE21	2.09	0.46
1:I:169:ASN:ND2	1:I:172:GLY:N	2.54	0.46
1:H:17:VAL:HG22	1:H:95:VAL:HB	1.98	0.46
1:A:269:ASP:HB2	1:A:270:PRO:CD	2.44	0.46
1:M:24:PRO:HB2	1:M:214:ALA:HB3	1.97	0.46
1:J:17:VAL:HG23	1:J:121:VAL:HG11	1.98	0.46
1:I:43:VAL:HG11	1:I:88:LEU:HD22	1.97	0.46
1:B:47:ASP:OD2	1:B:97:ARG:NH2	2.48	0.46
1:H:33:HIS:HE1	1:I:26:ASP:OD2	1.99	0.46
1:D:49:LEU:HB3	1:D:51:ASN:O	2.16	0.46
1:M:155:LEU:HD12	1:M:173:ILE:HD13	1.96	0.46
1:L:104:PHE:CZ	1:L:125:ILE:HG13	2.51	0.46
1:I:145:HIS:O	1:I:148:VAL:N	2.48	0.46
1:M:223:THR:HG23	1:M:231:ASP:OD2	2.15	0.46
1:K:184:MET:HA	3:K:5012:GOL:H32	1.97	0.45

Continued on next page...

Continued from previous page...

Atom-1	Atom-2	Interatomic distance (Å)	Clash overlap (Å)
1:E:22:ALA:HB2	1:E:98:LEU:CD2	2.45	0.45
1:M:26:ASP:HB2	1:M:214:ALA:O	2.16	0.45
1:A:177:SER:O	1:A:201:ARG:NH2	2.42	0.45
1:B:77:LYS:NZ	1:B:108:ARG:HH22	2.14	0.45
1:A:269:ASP:CB	1:A:270:PRO:CD	2.93	0.45
1:I:264:ARG:HA	1:I:265:LYS:HE3	1.98	0.45
1:K:156:THR:HG23	1:K:184:MET:HE3	1.98	0.45
1:F:77:LYS:HE3	1:F:78:GLN:H	1.82	0.45
1:G:44:ILE:HG12	1:G:96:LEU:HG	1.98	0.45
1:G:65:GLU:OE2	1:G:84:ARG:HD3	2.17	0.45
1:F:84:ARG:O	1:F:88:LEU:HB2	2.17	0.45
1:I:5:LEU:HG	1:I:5:LEU:H	1.47	0.45
1:J:22:ALA:HB2	1:J:98:LEU:HD22	1.98	0.45
1:H:106:PHE:HA	1:I:146:ARG:HH22	1.80	0.45
1:A:39:ARG:O	1:A:59:ARG:HB3	2.17	0.45
1:E:77:LYS:HD2	1:E:77:LYS:HA	1.77	0.45
1:E:138:TYR:HB3	1:E:218:GLN:HE22	1.80	0.45
1:M:253:ALA:HA	1:M:264:ARG:NH1	2.32	0.45
1:M:184:MET:HE2	2:M:6511:SAH:SD	2.56	0.45
1:A:14:LYS:C	1:A:16:SER:N	2.70	0.45
1:F:33:HIS:HE1	1:G:26:ASP:OD2	1.99	0.45
1:L:211:CYS:SG	1:L:241:ALA:HB2	2.56	0.45
1:A:59:ARG:O	1:A:60:PRO:C	2.55	0.45
1:G:189:ILE:HG12	1:G:209:PHE:CZ	2.52	0.45
1:I:129:ILE:HD12	3:I:4002:GOL:H12	1.98	0.45
1:B:258:ILE:C	1:B:260:ALA:N	2.69	0.45
1:J:254:ALA:O	1:K:117:VAL:HG21	2.17	0.45
1:K:97:ARG:NH1	1:K:112:GLU:OE2	2.45	0.45
1:D:85:LEU:HD11	1:D:97:ARG:HD3	1.99	0.45
1:I:266:LEU:H	1:I:266:LEU:HD22	1.80	0.45
1:I:85:LEU:HD11	1:I:97:ARG:HD2	1.99	0.45
1:E:204:ASP:C	1:E:204:ASP:OD1	2.56	0.44
1:J:184:MET:HE2	2:J:5501:SAH:SD	2.56	0.44
1:D:38:LEU:O	1:D:58:ALA:HA	2.18	0.44
1:F:144:THR:HG22	1:F:152:VAL:HG22	1.99	0.44
1:F:138:TYR:HB3	1:F:218:GLN:HE22	1.82	0.44
1:H:169:ASN:ND2	1:H:169:ASN:C	2.71	0.44
1:A:7:ALA:HA	1:A:9:LEU:CD2	2.48	0.44
1:K:17:VAL:O	1:K:123:PHE:HA	2.18	0.44
1:D:214:ALA:H	1:D:218:GLN:HE21	1.65	0.44
1:L:33:HIS:HE1	1:M:26:ASP:OD2	2.00	0.44

Continued on next page...

Continued from previous page...

Atom-1	Atom-2	Interatomic distance (Å)	Clash overlap (Å)
1:H:186:MET:CE	1:H:209:PHE:CD1	3.00	0.44
1:B:46:HIS:HE1	4:B:1523:HOH:O	2.00	0.44
1:A:115:THR:O	1:A:119:HIS:HD2	2.00	0.44
1:I:144:THR:HG23	1:I:146:ARG:HH12	1.82	0.44
1:J:108:ARG:HH21	1:J:108:ARG:CG	2.29	0.44
1:J:175:SER:HB3	1:K:169:ASN:ND2	2.32	0.44
1:J:260:ALA:HB2	1:J:264:ARG:O	2.17	0.44
1:A:9:LEU:HB2	1:A:10:PRO:CD	2.48	0.44
1:F:154:PHE:HB2	1:G:152:VAL:HG23	2.00	0.44
1:L:133:ILE:HG12	1:L:143:VAL:HG21	1.99	0.44
1:J:51:ASN:HD22	1:J:53:ASP:HB2	1.83	0.44
1:I:156:THR:CG2	1:I:184:MET:CE	2.96	0.44
1:E:129:ILE:CD1	3:E:2001:GOL:H11	2.46	0.44
1:D:59:ARG:O	1:D:60:PRO:C	2.56	0.44
1:G:184:MET:HG2	2:G:3511:SAH:O3'	2.18	0.44
1:B:168:ILE:HG23	1:B:173:ILE:HD13	1.98	0.44
1:B:156:THR:HG23	1:B:184:MET:HE3	1.99	0.44
1:M:25:GLY:O	1:M:51:ASN:HB2	2.18	0.44
1:E:204:ASP:HA	1:E:224:THR:CB	2.48	0.44
1:L:196:LEU:O	1:L:201:ARG:HB2	2.18	0.44
1:L:168:ILE:HG21	1:L:173:ILE:HD13	1.98	0.44
1:F:208:ALA:HB3	1:F:244:VAL:HG13	1.99	0.44
1:D:26:ASP:HA	1:D:27:PRO:HD2	1.92	0.44
1:D:209:PHE:CZ	1:D:232:VAL:CG2	3.01	0.43
1:L:201:ARG:CD	1:L:205:GLU:OE1	2.65	0.43
1:J:146:ARG:N	3:J:5011:GOL:H11	2.09	0.43
1:I:266:LEU:N	1:I:266:LEU:CD2	2.76	0.43
1:J:262:ASP:HB3	1:J:263:GLY:H	1.63	0.43
1:M:138:TYR:HB3	1:M:218:GLN:HE22	1.83	0.43
1:D:120:GLN:HB2	1:D:120:GLN:HE21	1.66	0.43
1:B:19:LEU:HD12	1:B:19:LEU:N	2.33	0.43
1:E:78:GLN:HB2	1:E:108:ARG:NH1	2.33	0.43
1:A:173:ILE:O	1:A:177:SER:HB2	2.18	0.43
1:I:156:THR:CG2	1:I:184:MET:HE1	2.48	0.43
1:D:23:GLY:HA2	1:D:129:ILE:O	2.18	0.43
1:M:78:GLN:HG3	1:M:108:ARG:NE	2.33	0.43
1:B:211:CYS:SG	1:B:237:LEU:HG	2.58	0.43
1:J:144:THR:HA	1:J:149:ASN:HD21	1.82	0.43
1:E:85:LEU:HD21	1:E:97:ARG:HD2	2.00	0.43
1:H:186:MET:CE	1:H:209:PHE:CE1	3.01	0.43
1:B:156:THR:CG2	1:B:184:MET:HE3	2.48	0.43

Continued on next page...

Continued from previous page...

Atom-1	Atom-2	Interatomic distance (Å)	Clash overlap (Å)
1:I:152:VAL:HG13	1:I:179:VAL:HB	2.01	0.43
1:A:189:ILE:O	1:A:193:THR:HG23	2.19	0.43
1:M:149:ASN:N	1:M:149:ASN:ND2	2.65	0.43
1:E:173:ILE:HG22	1:E:180:ILE:HD12	2.00	0.43
1:D:86:VAL:HB	1:D:121:VAL:HG21	2.00	0.43
1:F:28:GLY:CA	1:G:32:LEU:HB2	2.29	0.43
1:G:30:LEU:HD21	1:G:54:CYS:HB2	1.99	0.43
1:E:42:ASP:OD2	1:E:94:ARG:HG2	2.19	0.43
1:G:12:LEU:H	1:G:40:GLN:HE22	1.67	0.43
1:J:106:PHE:HA	1:K:144:THR:HG21	2.01	0.43
1:I:11:ALA:HA	1:I:40:GLN:HE22	1.84	0.43
1:E:148:VAL:HG13	1:E:247:GLU:HB2	2.00	0.43
1:J:111:GLU:OE1	3:K:5001:GOL:H31	2.19	0.43
1:E:193:THR:CG2	1:E:225:LEU:O	2.67	0.43
1:I:43:VAL:HG23	1:I:63:VAL:HG22	2.01	0.43
1:A:142:PRO:HB3	1:B:104:PHE:CG	2.54	0.43
1:B:159:ASP:O	1:B:166:ASP:OD2	2.36	0.43
1:E:23:GLY:HA2	1:E:129:ILE:O	2.19	0.42
1:M:156:THR:HG22	1:M:184:MET:HE1	1.99	0.42
1:A:108:ARG:NH2	1:A:108:ARG:CG	2.82	0.42
1:I:160:SER:CB	1:I:166:ASP:OD2	2.67	0.42
1:F:51:ASN:C	1:F:53:ASP:H	2.21	0.42
1:K:258:ILE:C	1:K:260:ALA:N	2.71	0.42
1:H:152:VAL:HG13	1:H:179:VAL:HB	2.00	0.42
1:D:15:GLY:HA2	1:D:89:ALA:O	2.19	0.42
1:G:53:ASP:O	1:G:56:LYS:HB2	2.19	0.42
1:E:27:PRO:HG3	1:E:53:ASP:HB2	2.01	0.42
1:D:77:LYS:O	1:D:80:ASP:HB2	2.19	0.42
1:M:153:THR:HG21	1:M:173:ILE:HG12	2.02	0.42
1:E:84:ARG:HH21	1:E:84:ARG:HG2	1.71	0.42
1:D:34:ALA:O	1:D:38:LEU:HD22	2.20	0.42
1:L:86:VAL:HG12	1:L:116:LEU:HD12	2.01	0.42
1:A:56:LYS:HD2	1:A:56:LYS:HA	1.66	0.42
1:H:222:GLU:OE1	1:H:252:ARG:HD3	2.20	0.42
1:M:145:HIS:H	1:M:149:ASN:ND2	2.16	0.42
1:M:156:THR:CG2	1:M:184:MET:CE	2.96	0.42
1:G:258:ILE:C	1:G:260:ALA:H	2.23	0.42
1:H:59:ARG:NH2	1:K:227:ARG:NH1	2.66	0.42
1:A:269:ASP:OD1	1:A:269:ASP:N	2.47	0.42
1:M:97:ARG:HG3	1:M:99:LYS:HD2	2.01	0.42
1:L:85:LEU:HD21	1:L:97:ARG:HD3	2.02	0.42

Continued on next page...

Continued from previous page...

Atom-1	Atom-2	Interatomic distance (Å)	Clash overlap (Å)
1:M:193:THR:HG21	1:M:228:ALA:HB3	2.02	0.42
1:L:117:VAL:HG11	1:M:267:ALA:CB	2.49	0.42
1:B:17:VAL:O	1:B:123:PHE:HA	2.19	0.42
1:L:78:GLN:HA	1:L:78:GLN:HE21	1.84	0.42
1:E:184:MET:HE2	2:E:2511:SAH:SD	2.60	0.42
1:H:47:ASP:O	1:H:49:LEU:HG	2.20	0.42
1:M:177:SER:O	1:M:201:ARG:NH1	2.52	0.42
1:G:69:LYS:HB2	1:G:69:LYS:HE2	1.84	0.42
1:E:36:ASN:O	1:E:40:GLN:HG2	2.20	0.42
1:H:22:ALA:HB2	1:H:98:LEU:HD22	2.00	0.42
1:K:102:ASP:HB2	1:K:128:GLY:O	2.19	0.42
1:D:168:ILE:HG23	1:D:173:ILE:HD13	2.02	0.42
1:H:33:HIS:HD2	4:H:4552:HOH:O	2.03	0.42
1:D:186:MET:CE	1:D:209:PHE:CE1	3.03	0.41
1:I:204:ASP:N	1:I:224:THR:HG23	2.35	0.41
3:K:5012:GOL:H31	4:K:5541:HOH:O	2.19	0.41
1:B:223:THR:HG23	1:B:224:THR:N	2.34	0.41
1:E:207:VAL:HG21	1:E:225:LEU:HD23	2.02	0.41
1:F:15:GLY:HA2	1:F:89:ALA:O	2.20	0.41
1:H:145:HIS:HA	3:H:4012:GOL:H32	2.01	0.41
1:D:209:PHE:CZ	1:D:232:VAL:HG22	2.55	0.41
1:G:224:THR:HG22	1:G:227:ARG:N	2.20	0.41
1:E:17:VAL:O	1:E:123:PHE:HA	2.21	0.41
1:L:17:VAL:HA	1:L:95:VAL:O	2.20	0.41
1:H:106:PHE:N	1:I:144:THR:HG21	2.36	0.41
1:A:59:ARG:HB2	1:A:60:PRO:HD2	2.03	0.41
1:K:12:LEU:HD13	1:K:18:TRP:CD1	2.56	0.41
1:J:172:GLY:O	1:J:175:SER:O	2.38	0.41
1:E:156:THR:HG23	1:E:184:MET:CE	2.50	0.41
1:K:163:LEU:HD23	1:K:164:VAL:N	2.30	0.41
1:M:97:ARG:NH1	1:M:112:GLU:OE2	2.53	0.41
3:K:5012:GOL:H12	4:K:5530:HOH:O	2.20	0.41
1:H:169:ASN:HD22	1:H:170:TRP:N	2.19	0.41
1:I:153:THR:HG21	1:I:173:ILE:HD13	2.02	0.41
1:E:166:ASP:OD2	1:E:167:ARG:N	2.52	0.41
1:H:70:ARG:HB3	1:H:71:GLY:H	1.58	0.41
1:H:176:GLY:HA2	1:I:169:ASN:HB3	2.02	0.41
1:A:208:ALA:HA	1:A:221:LEU:O	2.21	0.41
1:M:207:VAL:HG22	1:M:245:VAL:HG22	2.02	0.41
1:H:77:LYS:HE3	1:H:108:ARG:NH1	2.35	0.41
1:H:259:GLY:O	1:H:262:ASP:O	2.39	0.41

Continued on next page...

Continued from previous page...

Atom-1	Atom-2	Interatomic distance (Å)	Clash overlap (Å)
1:H:214:ALA:N	1:H:218:GLN:HE21	2.03	0.41
1:L:165:PRO:HB3	1:L:167:ARG:CG	2.45	0.41
1:H:23:GLY:HA2	1:H:129:ILE:O	2.20	0.41
1:J:150:HIS:CD2	4:K:5528:HOH:O	2.73	0.41
1:L:23:GLY:HA2	1:L:129:ILE:O	2.19	0.41
1:F:167:ARG:NH2	1:G:178:PRO:HG2	2.36	0.41
1:F:108:ARG:NH2	1:F:111:GLU:OE1	2.52	0.41
1:M:225:LEU:HD21	1:M:245:VAL:CG1	2.47	0.41
1:A:30:LEU:HD11	1:A:54:CYS:CB	2.50	0.41
1:H:108:ARG:HG2	1:H:108:ARG:NH2	2.36	0.41
1:K:42:ASP:OD1	1:K:59:ARG:NH1	2.51	0.41
1:G:47:ASP:HB3	1:G:97:ARG:NH2	2.34	0.41
1:A:143:VAL:HG23	1:A:144:THR:HG23	2.03	0.41
1:G:204:ASP:H	1:G:224:THR:HG23	1.86	0.41
1:M:210:VAL:O	2:M:6511:SAH:H2	2.20	0.41
1:L:146:ARG:HG2	1:L:147:GLU:N	2.36	0.41
1:L:59:ARG:HA	1:L:60:PRO:HD3	1.85	0.41
1:J:18:TRP:CE2	1:J:124:ARG:HD2	2.56	0.41
1:L:206:PRO:HA	1:L:223:THR:O	2.21	0.41
1:M:154:PHE:CD2	1:M:154:PHE:N	2.88	0.41
1:J:146:ARG:NH2	1:K:108:ARG:CD	2.82	0.41
1:D:205:GLU:HA	1:D:206:PRO:HD3	1.97	0.41
1:D:171:GLN:HB3	1:H:263:GLY:CA	2.51	0.41
1:A:12:LEU:HD22	1:A:94:ARG:HB3	2.02	0.41
1:F:18:TRP:CE2	1:F:124:ARG:HD2	2.56	0.41
1:D:99:LYS:HE3	1:D:99:LYS:HB3	1.80	0.41
1:K:82:SER:O	1:K:85:LEU:HB2	2.21	0.41
1:J:171:GLN:HE22	1:J:199:GLY:HA2	1.85	0.41
1:F:30:LEU:HB2	1:G:32:LEU:HD22	2.03	0.41
1:A:169:ASN:HD22	1:A:172:GLY:N	2.08	0.41
1:A:171:GLN:HE22	1:A:199:GLY:HA2	1.86	0.41
1:G:146:ARG:HG3	3:G:3003:GOL:C3	2.52	0.40
1:B:205:GLU:HA	1:B:206:PRO:HD3	1.97	0.40
1:J:50:VAL:HG12	1:J:215:THR:HG21	2.02	0.40
1:E:51:ASN:O	1:E:52:GLU:C	2.59	0.40
1:L:186:MET:HE3	1:L:209:PHE:HE1	1.86	0.40
1:A:106:PHE:N	1:B:144:THR:HG21	2.36	0.40
1:K:101:GLY:HA3	2:K:5511:SAH:C	2.50	0.40
1:F:254:ALA:O	1:G:117:VAL:HG21	2.21	0.40
1:E:65:GLU:OE2	1:E:84:ARG:NH2	2.54	0.40
1:E:221:LEU:HD23	1:E:237:LEU:HD22	2.03	0.40

Continued on next page...

Continued from previous page...

Atom-1	Atom-2	Interatomic distance (Å)	Clash overlap (Å)
1:G:73:LYS:N	1:G:74:PRO:HD2	2.36	0.40
1:K:26:ASP:HA	1:K:27:PRO:HD2	1.98	0.40
1:E:209:PHE:CZ	1:E:232:VAL:HG21	2.56	0.40
1:F:266:LEU:HD23	1:G:117:VAL:HG22	2.03	0.40
1:H:26:ASP:C	1:H:27:PRO:O	2.56	0.40
1:A:136:LEU:HA	1:A:136:LEU:HD23	1.69	0.40
1:D:145:HIS:HA	3:D:2011:GOL:H2	2.03	0.40
1:B:11:ALA:CA	1:B:40:GLN:HE22	2.33	0.40
1:J:44:ILE:HG23	1:J:96:LEU:HG	2.03	0.40
1:G:78:GLN:NE2	1:G:112:GLU:OE2	2.54	0.40
1:M:154:PHE:HD2	1:M:154:PHE:N	2.19	0.40
1:K:29:LEU:HG	1:K:129:ILE:HG13	2.03	0.40
1:K:99:LYS:NZ	1:K:112:GLU:OE1	2.53	0.40
1:G:85:LEU:HD21	1:G:97:ARG:HD2	2.03	0.40
1:E:187:LYS:HB3	3:E:2012:GOL:H11	2.04	0.40
1:M:15:GLY:HA2	1:M:89:ALA:O	2.20	0.40
1:K:132:GLY:HA3	1:K:183:TYR:OH	2.21	0.40
1:M:190:GLY:HA2	1:M:229:GLU:HG3	2.03	0.40
1:H:108:ARG:HH21	1:H:108:ARG:HG2	1.87	0.40
1:B:262:ASP:O	1:B:263:GLY:C	2.58	0.40

There are no symmetry-related clashes.

5.3 Torsion angles [i](#)

5.3.1 Protein backbone [i](#)

In the following table, the Percentiles column shows the percent Ramachandran outliers of the chain as a percentile score with respect to all X-ray entries followed by that with respect to entries of similar resolution.

The Analysed column shows the number of residues for which the backbone conformation was analysed, and the total number of residues.

Mol	Chain	Analysed	Favoured	Allowed	Outliers	Percentiles
1	A	250/280 (89%)	225 (90%)	18 (7%)	7 (3%)	6 15
1	B	260/280 (93%)	236 (91%)	20 (8%)	4 (2%)	13 32
1	D	242/280 (86%)	222 (92%)	13 (5%)	7 (3%)	6 14
1	E	261/280 (93%)	239 (92%)	18 (7%)	4 (2%)	13 32

Continued on next page...

Continued from previous page...

Mol	Chain	Analysed	Favoured	Allowed	Outliers	Percentiles	
1	F	246/280 (88%)	229 (93%)	12 (5%)	5 (2%)	9	24
1	G	254/280 (91%)	232 (91%)	16 (6%)	6 (2%)	7	19
1	H	255/280 (91%)	234 (92%)	15 (6%)	6 (2%)	7	19
1	I	258/280 (92%)	239 (93%)	14 (5%)	5 (2%)	10	25
1	J	246/280 (88%)	231 (94%)	12 (5%)	3 (1%)	16	39
1	K	255/280 (91%)	229 (90%)	18 (7%)	8 (3%)	5	12
1	L	239/280 (85%)	222 (93%)	14 (6%)	3 (1%)	15	37
1	M	246/280 (88%)	225 (92%)	12 (5%)	9 (4%)	4	9
All	All	3012/3360 (90%)	2763 (92%)	182 (6%)	67 (2%)	8	22

All (67) Ramachandran outliers are listed below:

Mol	Chain	Res	Type
1	A	48	ALA
1	A	269	ASP
1	B	52	GLU
1	D	48	ALA
1	D	260	ALA
1	E	48	ALA
1	E	52	GLU
1	F	176	GLY
1	G	169	ASN
1	I	49	LEU
1	I	52	GLU
1	I	165	PRO
1	K	48	ALA
1	K	261	LEU
1	M	120	GLN
1	M	264	ARG
1	M	265	LYS
1	M	267	ALA
1	A	61	GLY
1	B	49	LEU
1	B	259	GLY
1	D	106	PHE
1	D	176	GLY
1	F	48	ALA
1	H	48	ALA
1	H	69	LYS

Continued on next page...

Continued from previous page...

Mol	Chain	Res	Type
1	H	73	LYS
1	I	68	GLY
1	J	48	ALA
1	K	9	LEU
1	L	52	GLU
1	A	60	PRO
1	F	106	PHE
1	G	48	ALA
1	G	264	ARG
1	H	174	ALA
1	L	8	GLY
1	L	10	PRO
1	M	261	LEU
1	M	263	GLY
1	M	266	LEU
1	A	118	GLU
1	D	60	PRO
1	E	12	LEU
1	G	68	GLY
1	G	73	LYS
1	I	78	GLN
1	K	260	ALA
1	M	48	ALA
1	F	256	ASP
1	G	259	GLY
1	H	106	PHE
1	J	262	ASP
1	K	259	GLY
1	M	179	VAL
1	D	261	LEU
1	H	13	GLU
1	J	78	GLN
1	K	71	GLY
1	K	108	ARG
1	D	25	GLY
1	F	76	PRO
1	A	15	GLY
1	B	73	LYS
1	K	25	GLY
1	A	76	PRO
1	E	72	GLY

5.3.2 Protein sidechains ⓘ

In the following table, the Percentiles column shows the percent sidechain outliers of the chain as a percentile score with respect to all X-ray entries followed by that with respect to entries of similar resolution.

The Analysed column shows the number of residues for which the sidechain conformation was analysed, and the total number of residues.

Mol	Chain	Analysed	Rotameric	Outliers	Percentiles	
1	A	187/207 (90%)	158 (84%)	29 (16%)	3	8
1	B	190/207 (92%)	151 (80%)	39 (20%)	1	4
1	D	181/207 (87%)	145 (80%)	36 (20%)	1	4
1	E	190/207 (92%)	149 (78%)	41 (22%)	1	3
1	F	184/207 (89%)	154 (84%)	30 (16%)	3	7
1	G	186/207 (90%)	152 (82%)	34 (18%)	2	5
1	H	187/207 (90%)	155 (83%)	32 (17%)	2	6
1	I	194/207 (94%)	148 (76%)	46 (24%)	1	2
1	J	182/207 (88%)	149 (82%)	33 (18%)	2	5
1	K	188/207 (91%)	152 (81%)	36 (19%)	2	4
1	L	178/207 (86%)	140 (79%)	38 (21%)	1	3
1	M	182/207 (88%)	144 (79%)	38 (21%)	1	4
All	All	2229/2484 (90%)	1797 (81%)	432 (19%)	2	4

All (432) residues with a non-rotameric sidechain are listed below:

Mol	Chain	Res	Type
1	A	9	LEU
1	A	19	LEU
1	A	38	LEU
1	A	39	ARG
1	A	53	ASP
1	A	56	LYS
1	A	57	LEU
1	A	65	GLU
1	A	69	LYS
1	A	75	SER
1	A	77	LYS
1	A	84	ARG
1	A	86	VAL
1	A	88	LEU

Continued on next page...

Continued from previous page...

Mol	Chain	Res	Type
1	A	96	LEU
1	A	98	LEU
1	A	108	ARG
1	A	116	LEU
1	A	146	ARG
1	A	152	VAL
1	A	155	LEU
1	A	166	ASP
1	A	187	LYS
1	A	221	LEU
1	A	224	THR
1	A	237	LEU
1	A	265	LYS
1	A	266	LEU
1	A	269	ASP
1	B	6	PHE
1	B	13	GLU
1	B	29	LEU
1	B	30	LEU
1	B	32	LEU
1	B	38	LEU
1	B	39	ARG
1	B	51	ASN
1	B	53	ASP
1	B	56	LYS
1	B	59	ARG
1	B	63	VAL
1	B	69	LYS
1	B	70	ARG
1	B	75	SER
1	B	77	LYS
1	B	84	ARG
1	B	96	LEU
1	B	97	ARG
1	B	98	LEU
1	B	108	ARG
1	B	114	LEU
1	B	116	LEU
1	B	127	PRO
1	B	143	VAL
1	B	144	THR
1	B	146	ARG

Continued on next page...

Continued from previous page...

Mol	Chain	Res	Type
1	B	149	ASN
1	B	152	VAL
1	B	155	LEU
1	B	156	THR
1	B	171	GLN
1	B	173	ILE
1	B	175	SER
1	B	177	SER
1	B	193	THR
1	B	196	LEU
1	B	237	LEU
1	B	252	ARG
1	D	12	LEU
1	D	14	LYS
1	D	38	LEU
1	D	39	ARG
1	D	40	GLN
1	D	47	ASP
1	D	52	GLU
1	D	64	LEU
1	D	76	PRO
1	D	77	LYS
1	D	78	GLN
1	D	79	ARG
1	D	87	GLU
1	D	88	LEU
1	D	96	LEU
1	D	98	LEU
1	D	99	LYS
1	D	108	ARG
1	D	111	GLU
1	D	116	LEU
1	D	120	GLN
1	D	146	ARG
1	D	152	VAL
1	D	155	LEU
1	D	159	ASP
1	D	167	ARG
1	D	169	ASN
1	D	171	GLN
1	D	177	SER
1	D	187	LYS

Continued on next page...

Continued from previous page...

Mol	Chain	Res	Type
1	D	221	LEU
1	D	224	THR
1	D	237	LEU
1	D	252	ARG
1	D	258	ILE
1	D	262	ASP
1	E	5	LEU
1	E	14	LYS
1	E	29	LEU
1	E	30	LEU
1	E	32	LEU
1	E	38	LEU
1	E	39	ARG
1	E	49	LEU
1	E	50	VAL
1	E	51	ASN
1	E	53	ASP
1	E	59	ARG
1	E	64	LEU
1	E	77	LYS
1	E	84	ARG
1	E	94	ARG
1	E	96	LEU
1	E	97	ARG
1	E	98	LEU
1	E	108	ARG
1	E	114	LEU
1	E	116	LEU
1	E	143	VAL
1	E	144	THR
1	E	146	ARG
1	E	147	GLU
1	E	149	ASN
1	E	152	VAL
1	E	155	LEU
1	E	156	THR
1	E	180	ILE
1	E	187	LYS
1	E	193	THR
1	E	196	LEU
1	E	204	ASP
1	E	221	LEU

Continued on next page...

Continued from previous page...

Mol	Chain	Res	Type
1	E	224	THR
1	E	237	LEU
1	E	252	ARG
1	E	261	LEU
1	E	269	ASP
1	F	14	LYS
1	F	19	LEU
1	F	38	LEU
1	F	39	ARG
1	F	43	VAL
1	F	53	ASP
1	F	64	LEU
1	F	77	LYS
1	F	88	LEU
1	F	98	LEU
1	F	99	LYS
1	F	108	ARG
1	F	114	LEU
1	F	116	LEU
1	F	120	GLN
1	F	152	VAL
1	F	155	LEU
1	F	156	THR
1	F	158	HIS
1	F	167	ARG
1	F	169	ASN
1	F	173	ILE
1	F	177	SER
1	F	187	LYS
1	F	221	LEU
1	F	224	THR
1	F	232	VAL
1	F	237	LEU
1	F	252	ARG
1	F	266	LEU
1	G	12	LEU
1	G	14	LYS
1	G	29	LEU
1	G	30	LEU
1	G	32	LEU
1	G	38	LEU
1	G	51	ASN

Continued on next page...

Continued from previous page...

Mol	Chain	Res	Type
1	G	53	ASP
1	G	57	LEU
1	G	59	ARG
1	G	63	VAL
1	G	66	PHE
1	G	70	ARG
1	G	77	LYS
1	G	79	ARG
1	G	84	ARG
1	G	96	LEU
1	G	97	ARG
1	G	98	LEU
1	G	114	LEU
1	G	116	LEU
1	G	118	GLU
1	G	143	VAL
1	G	144	THR
1	G	149	ASN
1	G	152	VAL
1	G	155	LEU
1	G	159	ASP
1	G	167	ARG
1	G	187	LYS
1	G	221	LEU
1	G	224	THR
1	G	262	ASP
1	G	264	ARG
1	H	6	PHE
1	H	12	LEU
1	H	13	GLU
1	H	19	LEU
1	H	38	LEU
1	H	39	ARG
1	H	43	VAL
1	H	51	ASN
1	H	53	ASP
1	H	64	LEU
1	H	77	LYS
1	H	88	LEU
1	H	90	ARG
1	H	96	LEU
1	H	98	LEU

Continued on next page...

Continued from previous page...

Mol	Chain	Res	Type
1	H	99	LYS
1	H	108	ARG
1	H	114	LEU
1	H	116	LEU
1	H	146	ARG
1	H	147	GLU
1	H	152	VAL
1	H	155	LEU
1	H	167	ARG
1	H	169	ASN
1	H	221	LEU
1	H	223	THR
1	H	224	THR
1	H	227	ARG
1	H	252	ARG
1	H	261	LEU
1	H	266	LEU
1	I	4	ASP
1	I	5	LEU
1	I	6	PHE
1	I	12	LEU
1	I	19	LEU
1	I	29	LEU
1	I	30	LEU
1	I	32	LEU
1	I	38	LEU
1	I	47	ASP
1	I	51	ASN
1	I	52	GLU
1	I	53	ASP
1	I	56	LYS
1	I	69	LYS
1	I	70	ARG
1	I	77	LYS
1	I	84	ARG
1	I	87	GLU
1	I	96	LEU
1	I	97	ARG
1	I	98	LEU
1	I	99	LYS
1	I	108	ARG
1	I	114	LEU

Continued on next page...

Continued from previous page...

Mol	Chain	Res	Type
1	I	116	LEU
1	I	120[A]	GLN
1	I	120[B]	GLN
1	I	144	THR
1	I	146	ARG
1	I	147	GLU
1	I	149	ASN
1	I	152	VAL
1	I	155	LEU
1	I	156	THR
1	I	166	ASP
1	I	187	LYS
1	I	193	THR
1	I	196	LEU
1	I	224	THR
1	I	227	ARG
1	I	237	LEU
1	I	252	ARG
1	I	258	ILE
1	I	265	LYS
1	I	266	LEU
1	J	14	LYS
1	J	36	ASN
1	J	38	LEU
1	J	39	ARG
1	J	43	VAL
1	J	51	ASN
1	J	53	ASP
1	J	56	LYS
1	J	64	LEU
1	J	77	LYS
1	J	78	GLN
1	J	79	ARG
1	J	84	ARG
1	J	86	VAL
1	J	88	LEU
1	J	90	ARG
1	J	96	LEU
1	J	98	LEU
1	J	99	LYS
1	J	108	ARG
1	J	114	LEU

Continued on next page...

Continued from previous page...

Mol	Chain	Res	Type
1	J	116	LEU
1	J	152	VAL
1	J	155	LEU
1	J	167	ARG
1	J	169	ASN
1	J	186	MET
1	J	221	LEU
1	J	224	THR
1	J	261	LEU
1	J	262	ASP
1	J	264	ARG
1	J	266	LEU
1	K	12	LEU
1	K	13	GLU
1	K	29	LEU
1	K	30	LEU
1	K	31	THR
1	K	32	LEU
1	K	38	LEU
1	K	51	ASN
1	K	53	ASP
1	K	59	ARG
1	K	66	PHE
1	K	75	SER
1	K	77	LYS
1	K	84	ARG
1	K	97	ARG
1	K	98	LEU
1	K	108	ARG
1	K	116	LEU
1	K	118	GLU
1	K	120	GLN
1	K	143	VAL
1	K	144	THR
1	K	147	GLU
1	K	149	ASN
1	K	152	VAL
1	K	155	LEU
1	K	163	LEU
1	K	173	ILE
1	K	177	SER
1	K	193	THR

Continued on next page...

Continued from previous page...

Mol	Chain	Res	Type
1	K	196	LEU
1	K	224	THR
1	K	231	ASP
1	K	232	VAL
1	K	237	LEU
1	K	258	ILE
1	L	9	LEU
1	L	12	LEU
1	L	14	LYS
1	L	19	LEU
1	L	31	THR
1	L	36	ASN
1	L	47	ASP
1	L	52	GLU
1	L	57	LEU
1	L	59	ARG
1	L	63	VAL
1	L	77	LYS
1	L	78	GLN
1	L	79	ARG
1	L	86	VAL
1	L	88	LEU
1	L	90	ARG
1	L	108	ARG
1	L	114	LEU
1	L	116	LEU
1	L	118	GLU
1	L	143	VAL
1	L	146	ARG
1	L	147	GLU
1	L	152	VAL
1	L	155	LEU
1	L	156	THR
1	L	167	ARG
1	L	169	ASN
1	L	173	ILE
1	L	186	MET
1	L	217	GLN
1	L	221	LEU
1	L	223	THR
1	L	224	THR
1	L	231	ASP

Continued on next page...

Continued from previous page...

Mol	Chain	Res	Type
1	L	237	LEU
1	L	252	ARG
1	M	10	PRO
1	M	14	LYS
1	M	19	LEU
1	M	29	LEU
1	M	32	LEU
1	M	50	VAL
1	M	51	ASN
1	M	56	LYS
1	M	63	VAL
1	M	66	PHE
1	M	69	LYS
1	M	78	GLN
1	M	81	ILE
1	M	87	GLU
1	M	95	VAL
1	M	96	LEU
1	M	97	ARG
1	M	98	LEU
1	M	108	ARG
1	M	114	LEU
1	M	115	THR
1	M	118	GLU
1	M	120	GLN
1	M	143	VAL
1	M	144	THR
1	M	146	ARG
1	M	149	ASN
1	M	152	VAL
1	M	155	LEU
1	M	156	THR
1	M	158	HIS
1	M	159	ASP
1	M	167	ARG
1	M	177	SER
1	M	195	ASN
1	M	225	LEU
1	M	252	ARG
1	M	262	ASP

Some sidechains can be flipped to improve hydrogen bonding and reduce clashes. All (99) such sidechains are listed below:

Mol	Chain	Res	Type
1	A	33	HIS
1	A	36	ASN
1	A	40	GLN
1	A	51	ASN
1	A	119	HIS
1	A	120	GLN
1	A	169	ASN
1	A	171	GLN
1	A	188	HIS
1	A	195	ASN
1	A	212	ASN
1	A	218	GLN
1	B	40	GLN
1	B	46	HIS
1	B	78	GLN
1	B	119	HIS
1	B	149	ASN
1	B	195	ASN
1	B	218	GLN
1	D	33	HIS
1	D	40	GLN
1	D	46	HIS
1	D	93	ASN
1	D	119	HIS
1	D	120	GLN
1	D	169	ASN
1	D	171	GLN
1	D	188	HIS
1	D	195	ASN
1	D	212	ASN
1	D	218	GLN
1	E	149	ASN
1	E	171	GLN
1	E	188	HIS
1	E	195	ASN
1	E	218	GLN
1	F	33	HIS
1	F	40	GLN
1	F	46	HIS
1	F	51	ASN
1	F	93	ASN
1	F	169	ASN
1	F	171	GLN

Continued on next page...

Continued from previous page...

Mol	Chain	Res	Type
1	F	195	ASN
1	F	212	ASN
1	F	218	GLN
1	G	40	GLN
1	G	51	ASN
1	G	145	HIS
1	G	149	ASN
1	G	171	GLN
1	G	188	HIS
1	G	195	ASN
1	G	218	GLN
1	H	33	HIS
1	H	40	GLN
1	H	46	HIS
1	H	51	ASN
1	H	78	GLN
1	H	93	ASN
1	H	119	HIS
1	H	169	ASN
1	H	195	ASN
1	H	212	ASN
1	H	218	GLN
1	I	40	GLN
1	I	46	HIS
1	I	119	HIS
1	I	149	ASN
1	I	169	ASN
1	I	171	GLN
1	I	218	GLN
1	J	33	HIS
1	J	36	ASN
1	J	40	GLN
1	J	51	ASN
1	J	93	ASN
1	J	169	ASN
1	J	171	GLN
1	J	195	ASN
1	J	218	GLN
1	K	40	GLN
1	K	51	ASN
1	K	78	GLN
1	K	149	ASN

Continued on next page...

Continued from previous page...

Mol	Chain	Res	Type
1	K	218	GLN
1	L	40	GLN
1	L	145	HIS
1	L	158	HIS
1	L	171	GLN
1	L	212	ASN
1	L	218	GLN
1	M	51	ASN
1	M	78	GLN
1	M	119	HIS
1	M	149	ASN
1	M	169	ASN
1	M	195	ASN
1	M	218	GLN

5.3.3 RNA [i](#)

There are no RNA molecules in this entry.

5.4 Non-standard residues in protein, DNA, RNA chains [i](#)

There are no non-standard protein/DNA/RNA residues in this entry.

5.5 Carbohydrates [i](#)

There are no carbohydrates in this entry.

5.6 Ligand geometry [i](#)

38 ligands are modelled in this entry.

In the following table, the Counts columns list the number of bonds (or angles) for which Mogul statistics could be retrieved, the number of bonds (or angles) that are observed in the model and the number of bonds (or angles) that are defined in the chemical component dictionary. The Link column lists molecule types, if any, to which the group is linked. The Z score for a bond length (or angle) is the number of standard deviations the observed value is removed from the expected value. A bond length (or angle) with $|Z| > 2$ is considered an outlier worth inspection. RMSZ is the root-mean-square of all Z scores of the bond lengths (or angles).

Mol	Type	Chain	Res	Link	Bond lengths			Bond angles		
					Counts	RMSZ	# Z > 2	Counts	RMSZ	# Z > 2
3	GOL	A	1001	-	5,5,5	0.69	0	5,5,5	0.99	0
3	GOL	A	1002	-	5,5,5	0.37	0	5,5,5	0.29	0
3	GOL	A	1012	-	5,5,5	0.39	0	5,5,5	0.65	0
2	SAH	A	1501	-	20,28,28	1.07	2 (10%)	19,40,40	2.79	3 (15%)
3	GOL	B	1011	-	5,5,5	0.33	0	5,5,5	0.29	0
2	SAH	B	1511	-	20,28,28	1.20	2 (10%)	19,40,40	2.70	3 (15%)
3	GOL	D	2002	-	5,5,5	0.35	0	5,5,5	0.36	0
3	GOL	D	2011	-	5,5,5	0.57	0	5,5,5	0.64	0
2	SAH	D	2501	-	20,28,28	1.00	1 (5%)	19,40,40	2.84	3 (15%)
3	GOL	E	2001	-	5,5,5	0.66	0	5,5,5	0.60	0
3	GOL	E	2003	-	5,5,5	0.47	0	5,5,5	0.39	0
3	GOL	E	2012	-	5,5,5	0.42	0	5,5,5	0.34	0
2	SAH	E	2511	-	20,28,28	1.16	2 (10%)	19,40,40	2.71	3 (15%)
3	GOL	F	3001	-	5,5,5	0.34	0	5,5,5	0.42	0
3	GOL	F	3011	-	5,5,5	0.38	0	5,5,5	0.36	0
2	SAH	F	3501	-	20,28,28	1.06	1 (5%)	19,40,40	3.00	5 (26%)
3	GOL	G	3002	-	5,5,5	0.51	0	5,5,5	0.66	0
3	GOL	G	3003	-	5,5,5	0.50	0	5,5,5	0.47	0
3	GOL	G	3012	-	5,5,5	0.37	0	5,5,5	0.25	0
2	SAH	G	3511	-	20,28,28	1.09	2 (10%)	19,40,40	3.12	2 (10%)
3	GOL	H	4003	-	5,5,5	0.51	0	5,5,5	0.44	0
3	GOL	H	4012	-	5,5,5	0.41	0	5,5,5	0.56	0
2	SAH	H	4501	-	20,28,28	1.11	2 (10%)	19,40,40	2.95	4 (21%)
3	GOL	I	4002	-	5,5,5	0.74	0	5,5,5	1.10	0
3	GOL	I	4011	-	5,5,5	0.36	0	5,5,5	0.35	0
2	SAH	I	4511	-	20,28,28	0.96	2 (10%)	19,40,40	2.98	4 (21%)
3	GOL	J	5002	-	5,5,5	0.55	0	5,5,5	0.47	0
3	GOL	J	5003	-	5,5,5	0.43	0	5,5,5	0.31	0
3	GOL	J	5011	-	5,5,5	0.41	0	5,5,5	0.44	0
2	SAH	J	5501	-	20,28,28	1.19	2 (10%)	19,40,40	3.24	4 (21%)
3	GOL	K	5001	-	5,5,5	0.54	0	5,5,5	0.65	0
3	GOL	K	5012	-	5,5,5	0.47	0	5,5,5	0.45	0
2	SAH	K	5511	-	20,28,28	1.11	2 (10%)	19,40,40	2.79	2 (10%)
3	GOL	L	6001	-	5,5,5	0.45	0	5,5,5	0.16	0
3	GOL	L	6002	-	5,5,5	0.44	0	5,5,5	0.10	0
2	SAH	L	6501	-	20,28,28	1.12	2 (10%)	19,40,40	3.06	3 (15%)
3	GOL	M	6011	-	5,5,5	0.29	0	5,5,5	0.45	0
2	SAH	M	6511	-	20,28,28	1.22	2 (10%)	19,40,40	2.97	2 (10%)

In the following table, the Chirals column lists the number of chiral outliers, the number of chiral

centers analysed, the number of these observed in the model and the number defined in the chemical component dictionary. Similar counts are reported in the Torsion and Rings columns. '-' means no outliers of that kind were identified.

Mol	Type	Chain	Res	Link	Chirals	Torsions	Rings
3	GOL	A	1001	-	-	0/4/4/4	0/0/0/0
3	GOL	A	1002	-	-	0/4/4/4	0/0/0/0
3	GOL	A	1012	-	-	0/4/4/4	0/0/0/0
2	SAH	A	1501	-	-	0/7/31/31	0/3/3/3
3	GOL	B	1011	-	-	0/4/4/4	0/0/0/0
2	SAH	B	1511	-	-	0/7/31/31	0/3/3/3
3	GOL	D	2002	-	-	0/4/4/4	0/0/0/0
3	GOL	D	2011	-	-	0/4/4/4	0/0/0/0
2	SAH	D	2501	-	-	0/7/31/31	0/3/3/3
3	GOL	E	2001	-	-	0/4/4/4	0/0/0/0
3	GOL	E	2003	-	-	0/4/4/4	0/0/0/0
3	GOL	E	2012	-	-	0/4/4/4	0/0/0/0
2	SAH	E	2511	-	-	0/7/31/31	0/3/3/3
3	GOL	F	3001	-	-	0/4/4/4	0/0/0/0
3	GOL	F	3011	-	-	0/4/4/4	0/0/0/0
2	SAH	F	3501	-	-	0/7/31/31	0/3/3/3
3	GOL	G	3002	-	-	0/4/4/4	0/0/0/0
3	GOL	G	3003	-	-	0/4/4/4	0/0/0/0
3	GOL	G	3012	-	-	0/4/4/4	0/0/0/0
2	SAH	G	3511	-	-	0/7/31/31	0/3/3/3
3	GOL	H	4003	-	-	0/4/4/4	0/0/0/0
3	GOL	H	4012	-	-	0/4/4/4	0/0/0/0
2	SAH	H	4501	-	-	0/7/31/31	0/3/3/3
3	GOL	I	4002	-	-	0/4/4/4	0/0/0/0
3	GOL	I	4011	-	-	0/4/4/4	0/0/0/0
2	SAH	I	4511	-	-	0/7/31/31	0/3/3/3
3	GOL	J	5002	-	-	0/4/4/4	0/0/0/0
3	GOL	J	5003	-	-	0/4/4/4	0/0/0/0
3	GOL	J	5011	-	-	0/4/4/4	0/0/0/0
2	SAH	J	5501	-	-	0/7/31/31	0/3/3/3
3	GOL	K	5001	-	-	0/4/4/4	0/0/0/0
3	GOL	K	5012	-	-	0/4/4/4	0/0/0/0
2	SAH	K	5511	-	-	0/7/31/31	0/3/3/3
3	GOL	L	6001	-	-	0/4/4/4	0/0/0/0
3	GOL	L	6002	-	-	0/4/4/4	0/0/0/0
2	SAH	L	6501	-	-	0/7/31/31	0/3/3/3
3	GOL	M	6011	-	-	0/4/4/4	0/0/0/0
2	SAH	M	6511	-	-	0/7/31/31	0/3/3/3

All (22) bond length outliers are listed below:

Mol	Chain	Res	Type	Atoms	Z	Observed(Å)	Ideal(Å)
2	I	4511	SAH	C2-N1	2.13	1.38	1.33
2	G	3511	SAH	C2-N1	2.13	1.38	1.33
2	K	5511	SAH	C2-N1	2.17	1.38	1.33
2	H	4501	SAH	C2-N1	2.25	1.38	1.33
2	E	2511	SAH	C2-N1	2.26	1.38	1.33
2	A	1501	SAH	C2-N1	2.26	1.38	1.33
2	L	6501	SAH	C2-N1	2.28	1.38	1.33
2	B	1511	SAH	C2-N1	2.33	1.38	1.33
2	J	5501	SAH	C2-N1	2.49	1.38	1.33
2	I	4511	SAH	C2-N3	2.78	1.37	1.32
2	M	6511	SAH	C2-N1	2.80	1.39	1.33
2	D	2501	SAH	C2-N3	2.92	1.37	1.32
2	A	1501	SAH	C2-N3	3.01	1.37	1.32
2	G	3511	SAH	C2-N3	3.07	1.37	1.32
2	F	3501	SAH	C2-N3	3.09	1.37	1.32
2	K	5511	SAH	C2-N3	3.22	1.37	1.32
2	J	5501	SAH	C2-N3	3.29	1.38	1.32
2	H	4501	SAH	C2-N3	3.40	1.38	1.32
2	E	2511	SAH	C2-N3	3.54	1.38	1.32
2	L	6501	SAH	C2-N3	3.59	1.38	1.32
2	M	6511	SAH	C2-N3	3.81	1.38	1.32
2	B	1511	SAH	C2-N3	3.81	1.38	1.32

All (38) bond angle outliers are listed below:

Mol	Chain	Res	Type	Atoms	Z	Observed(°)	Ideal(°)
2	J	5501	SAH	N3-C2-N1	-12.91	119.01	128.89
2	G	3511	SAH	N3-C2-N1	-12.85	119.05	128.89
2	M	6511	SAH	N3-C2-N1	-12.28	119.49	128.89
2	L	6501	SAH	N3-C2-N1	-12.03	119.69	128.89
2	I	4511	SAH	N3-C2-N1	-11.95	119.74	128.89
2	F	3501	SAH	N3-C2-N1	-11.59	120.02	128.89
2	K	5511	SAH	N3-C2-N1	-11.42	120.15	128.89
2	H	4501	SAH	N3-C2-N1	-11.26	120.27	128.89
2	D	2501	SAH	N3-C2-N1	-11.22	120.31	128.89
2	A	1501	SAH	N3-C2-N1	-11.01	120.46	128.89
2	E	2511	SAH	N3-C2-N1	-11.00	120.47	128.89
2	B	1511	SAH	N3-C2-N1	-10.22	121.07	128.89
2	B	1511	SAH	C5'-SD-CG	-3.94	90.59	102.41
2	G	3511	SAH	C5'-SD-CG	-3.63	91.50	102.41
2	L	6501	SAH	C5'-SD-CG	-3.52	91.83	102.41
2	J	5501	SAH	C2'-C1'-N9	-3.36	109.16	114.29
2	D	2501	SAH	C5'-SD-CG	-3.29	92.54	102.41

Continued on next page...

Continued from previous page...

Mol	Chain	Res	Type	Atoms	Z	Observed(°)	Ideal(°)
2	L	6501	SAH	C2'-C1'-N9	-3.12	109.53	114.29
2	F	3501	SAH	C5'-SD-CG	-2.81	93.97	102.41
2	F	3501	SAH	C2'-C1'-N9	-2.78	110.05	114.29
2	H	4501	SAH	C4-C5-N7	-2.77	106.93	109.48
2	M	6511	SAH	C5'-SD-CG	-2.73	94.21	102.41
2	A	1501	SAH	C5'-SD-CG	-2.71	94.27	102.41
2	F	3501	SAH	C4-C5-N7	-2.49	107.19	109.48
2	J	5501	SAH	C5'-SD-CG	-2.47	95.01	102.41
2	I	4511	SAH	C4-C5-N7	-2.46	107.22	109.48
2	K	5511	SAH	C5'-SD-CG	-2.45	95.04	102.41
2	D	2501	SAH	C4-C5-N7	-2.30	107.36	109.48
2	B	1511	SAH	C4-C5-N7	-2.29	107.37	109.48
2	H	4501	SAH	C5'-SD-CG	-2.16	95.91	102.41
2	A	1501	SAH	C4-C5-N7	-2.13	107.52	109.48
2	E	2511	SAH	C5'-SD-CG	-2.02	96.33	102.41
2	I	4511	SAH	C5'-SD-CG	-2.01	96.36	102.41
2	I	4511	SAH	CB-CG-SD	2.08	117.58	113.57
2	J	5501	SAH	CB-CG-SD	2.24	117.89	113.57
2	F	3501	SAH	CB-CG-SD	2.35	118.11	113.57
2	E	2511	SAH	CB-CG-SD	2.53	118.45	113.57
2	H	4501	SAH	CB-CG-SD	3.76	120.82	113.57

There are no chirality outliers.

There are no torsion outliers.

There are no ring outliers.

21 monomers are involved in 63 short contacts:

Mol	Chain	Res	Type	Clashes	Symm-Clashes
3	A	1001	GOL	3	0
3	A	1012	GOL	2	0
3	D	2011	GOL	7	0
3	E	2001	GOL	5	0
3	E	2003	GOL	3	0
3	E	2012	GOL	1	0
2	E	2511	SAH	1	0
3	F	3011	GOL	2	0
3	G	3002	GOL	3	0
3	G	3003	GOL	4	0
2	G	3511	SAH	2	0
3	H	4012	GOL	6	0
3	I	4002	GOL	4	0

Continued on next page...

Continued from previous page...

Mol	Chain	Res	Type	Clashes	Symm-Clashes
3	J	5002	GOL	2	0
3	J	5011	GOL	3	0
2	J	5501	SAH	2	0
3	K	5001	GOL	5	0
3	K	5012	GOL	4	0
2	K	5511	SAH	1	0
3	L	6002	GOL	1	0
2	M	6511	SAH	2	0

5.7 Other polymers [i](#)

There are no such residues in this entry.

5.8 Polymer linkage issues [i](#)

There are no chain breaks in this entry.

6 Fit of model and data

6.1 Protein, DNA and RNA chains

In the following table, the column labelled ‘#RSRZ> 2’ contains the number (and percentage) of RSRZ outliers, followed by percent RSRZ outliers for the chain as percentile scores relative to all X-ray entries and entries of similar resolution. The OWAB column contains the minimum, median, 95th percentile and maximum values of the occupancy-weighted average B-factor per residue. The column labelled ‘Q< 0.9’ lists the number of (and percentage) of residues with an average occupancy less than 0.9.

Mol	Chain	Analysed	<RSRZ>	#RSRZ>2	OWAB(Å ²)	Q<0.9
1	A	256/280 (91%)	-0.09	16 (6%) 23 22	16, 23, 53, 83	0
1	B	263/280 (93%)	-0.00	20 (7%) 17 15	14, 23, 56, 79	0
1	D	248/280 (88%)	-0.15	9 (3%) 46 46	15, 22, 45, 69	0
1	E	265/280 (94%)	0.03	20 (7%) 17 15	13, 23, 64, 80	0
1	F	254/280 (90%)	0.03	16 (6%) 23 22	14, 23, 55, 63	0
1	G	258/280 (92%)	0.25	26 (10%) 9 7	14, 25, 62, 73	0
1	H	259/280 (92%)	-0.09	17 (6%) 22 20	16, 23, 53, 79	0
1	I	263/280 (93%)	-0.07	17 (6%) 22 20	12, 22, 55, 78	0
1	J	252/280 (90%)	0.11	20 (7%) 15 13	14, 24, 54, 79	0
1	K	258/280 (92%)	0.10	22 (8%) 13 10	10, 24, 69, 88	0
1	L	247/280 (88%)	0.77	47 (19%) 2 1	15, 25, 87, 92	0
1	M	252/280 (90%)	0.97	57 (22%) 1 1	16, 27, 85, 88	0
All	All	3075/3360 (91%)	0.15	287 (9%) 11 8	10, 24, 62, 92	0

All (287) RSRZ outliers are listed below:

Mol	Chain	Res	Type	RSRZ
1	L	71	GLY	9.6
1	M	72	GLY	8.0
1	L	49	LEU	7.9
1	B	73	LYS	7.7
1	L	74	PRO	7.6
1	M	50	VAL	7.5
1	J	263	GLY	7.3
1	H	74	PRO	7.2
1	B	72	GLY	7.0
1	G	71	GLY	6.9
1	G	161	SER	6.7

Continued on next page...

Continued from previous page...

Mol	Chain	Res	Type	RSRZ
1	I	75	SER	6.5
1	H	72	GLY	6.2
1	I	71	GLY	6.1
1	J	267	ALA	6.1
1	B	264	ARG	6.1
1	D	75	SER	6.1
1	K	164	VAL	6.1
1	M	71	GLY	6.1
1	K	74	PRO	6.0
1	L	60	PRO	5.9
1	J	74	PRO	5.9
1	L	72	GLY	5.9
1	I	72	GLY	5.8
1	E	165	PRO	5.8
1	H	68	GLY	5.8
1	M	233	ALA	5.7
1	B	71	GLY	5.5
1	G	262	ASP	5.5
1	F	74	PRO	5.4
1	K	69	LYS	5.4
1	E	74	PRO	5.4
1	I	74	PRO	5.3
1	M	266	LEU	5.3
1	J	265	LYS	5.2
1	B	74	PRO	5.2
1	M	66	PHE	5.2
1	M	70	ARG	5.1
1	B	262	ASP	5.1
1	K	75	SER	5.1
1	G	162	GLY	5.0
1	D	262	ASP	5.0
1	H	73	LYS	5.0
1	J	264	ARG	5.0
1	M	167	ARG	4.9
1	M	48	ALA	4.8
1	K	165	PRO	4.7
1	J	167	ARG	4.7
1	A	75	SER	4.7
1	K	70	ARG	4.6
1	B	69	LYS	4.6
1	A	166	ASP	4.6
1	L	164	VAL	4.6

Continued on next page...

Continued from previous page...

Mol	Chain	Res	Type	RSRZ
1	G	68	GLY	4.6
1	G	166	ASP	4.5
1	A	68	GLY	4.5
1	H	71	GLY	4.5
1	L	166	ASP	4.5
1	I	50	VAL	4.5
1	K	262	ASP	4.5
1	G	70	ARG	4.5
1	M	60	PRO	4.4
1	A	74	PRO	4.4
1	L	73	LYS	4.3
1	I	49	LEU	4.3
1	M	91	ALA	4.3
1	I	164	VAL	4.2
1	G	74	PRO	4.2
1	E	75	SER	4.2
1	E	166	ASP	4.2
1	F	263	GLY	4.2
1	K	6	PHE	4.2
1	L	216	PRO	4.2
1	E	7	ALA	4.1
1	A	71	GLY	4.1
1	E	72	GLY	4.1
1	A	69	LYS	4.1
1	L	259	GLY	4.1
1	M	216	PRO	4.1
1	D	60	PRO	4.0
1	E	73	LYS	4.0
1	M	63	VAL	4.0
1	M	268	ALA	4.0
1	E	71	GLY	4.0
1	L	75	SER	4.0
1	B	263	GLY	4.0
1	A	70	ARG	4.0
1	D	263	GLY	4.0
1	B	75	SER	4.0
1	M	51	ASN	3.9
1	E	162	GLY	3.9
1	I	68	GLY	3.9
1	B	164	VAL	3.9
1	L	165	PRO	3.9
1	F	68	GLY	3.9

Continued on next page...

Continued from previous page...

Mol	Chain	Res	Type	RSRZ
1	M	267	ALA	3.9
1	F	164	VAL	3.9
1	H	6	PHE	3.9
1	H	75	SER	3.9
1	L	167	ARG	3.9
1	H	70	ARG	3.8
1	K	71	GLY	3.8
1	G	165	PRO	3.8
1	B	166	ASP	3.8
1	F	165	PRO	3.8
1	B	165	PRO	3.8
1	J	146	ARG	3.8
1	G	73	LYS	3.8
1	G	264	ARG	3.7
1	L	52	GLU	3.7
1	L	14	LYS	3.7
1	D	74	PRO	3.7
1	L	67	ALA	3.7
1	M	11	ALA	3.7
1	M	69	LYS	3.7
1	M	79	ARG	3.7
1	I	165	PRO	3.6
1	H	271	PHE	3.6
1	L	55	LEU	3.6
1	F	76	PRO	3.6
1	E	70	ARG	3.6
1	G	75	SER	3.5
1	G	261	LEU	3.5
1	B	68	GLY	3.5
1	H	69	LYS	3.5
1	K	76	PRO	3.5
1	L	69	LYS	3.5
1	K	163	LEU	3.4
1	F	75	SER	3.4
1	A	48	ALA	3.4
1	M	269	ASP	3.4
1	L	39	ARG	3.4
1	L	66	PHE	3.4
1	M	10	PRO	3.4
1	G	48	ALA	3.4
1	E	69	LYS	3.4
1	J	266	LEU	3.3

Continued on next page...

Continued from previous page...

Mol	Chain	Res	Type	RSRZ
1	I	268	ALA	3.3
1	I	70	ARG	3.3
1	G	72	GLY	3.3
1	E	49	LEU	3.3
1	M	14	LYS	3.2
1	B	266	LEU	3.2
1	G	66	PHE	3.2
1	M	120	GLN	3.2
1	F	265	LYS	3.2
1	J	75	SER	3.2
1	J	68	GLY	3.2
1	K	166	ASP	3.2
1	J	6	PHE	3.1
1	E	159	ASP	3.1
1	K	7	ALA	3.1
1	B	70	ARG	3.1
1	L	260	ALA	3.1
1	G	60	PRO	3.1
1	M	75	SER	3.1
1	B	261	LEU	3.1
1	M	68	GLY	3.1
1	L	63	VAL	3.0
1	J	147	GLU	3.0
1	M	15	GLY	3.0
1	M	59	ARG	3.0
1	I	69	LYS	3.0
1	M	262	ASP	3.0
1	E	91	ALA	2.9
1	L	77	LYS	2.9
1	M	74	PRO	2.9
1	L	234	ALA	2.9
1	M	191	ALA	2.9
1	M	76	PRO	2.9
1	L	236	GLY	2.9
1	G	167	ARG	2.8
1	M	217	GLN	2.8
1	G	168	ILE	2.8
1	I	76	PRO	2.8
1	K	52	GLU	2.8
1	J	50	VAL	2.8
1	M	52	GLU	2.8
1	A	61	GLY	2.8

Continued on next page...

Continued from previous page...

Mol	Chain	Res	Type	RSRZ
1	K	263	GLY	2.8
1	L	7	ALA	2.8
1	A	50	VAL	2.8
1	L	56	LYS	2.8
1	M	159	ASP	2.8
1	B	60	PRO	2.8
1	E	48	ALA	2.7
1	L	61	GLY	2.7
1	G	79	ARG	2.7
1	E	161	SER	2.7
1	M	77	LYS	2.7
1	F	60	PRO	2.7
1	J	260	ALA	2.7
1	M	67	ALA	2.7
1	I	167	ARG	2.7
1	G	50	VAL	2.7
1	F	73	LYS	2.7
1	J	69	LYS	2.7
1	J	262	ASP	2.7
1	J	48	ALA	2.6
1	M	230	ALA	2.6
1	L	147	GLU	2.6
1	L	58	ALA	2.6
1	L	118	GLU	2.6
1	G	158	HIS	2.6
1	L	119	HIS	2.6
1	M	158	HIS	2.6
1	L	9	LEU	2.6
1	G	160	SER	2.6
1	L	50	VAL	2.6
1	L	90	ARG	2.5
1	F	67	ALA	2.5
1	G	159	ASP	2.5
1	I	52	GLU	2.5
1	L	54	CYS	2.5
1	I	166	ASP	2.5
1	L	53	ASP	2.5
1	L	146	ARG	2.5
1	L	233	ALA	2.5
1	J	52	GLU	2.5
1	M	58	ALA	2.5
1	M	53	ASP	2.5

Continued on next page...

Continued from previous page...

Mol	Chain	Res	Type	RSRZ
1	M	265	LYS	2.5
1	D	68	GLY	2.5
1	G	267	ALA	2.5
1	E	167	ARG	2.4
1	H	175	SER	2.4
1	M	56	LYS	2.4
1	M	187	LYS	2.4
1	G	14	LYS	2.4
1	K	162	GLY	2.4
1	H	159	ASP	2.4
1	A	6	PHE	2.4
1	I	7	ALA	2.4
1	M	234	ALA	2.4
1	M	16	SER	2.4
1	M	90	ARG	2.3
1	K	68	GLY	2.3
1	H	270	PRO	2.3
1	J	244	VAL	2.3
1	K	50	VAL	2.3
1	E	76	PRO	2.3
1	B	4	ASP	2.3
1	L	42	ASP	2.3
1	K	90	ARG	2.3
1	M	92	GLY	2.3
1	D	76	PRO	2.3
1	L	13	GLU	2.3
1	M	118	GLU	2.3
1	K	72	GLY	2.3
1	E	68	GLY	2.2
1	L	8	GLY	2.2
1	M	238	GLU	2.2
1	K	5	LEU	2.2
1	M	96	LEU	2.2
1	M	168	ILE	2.2
1	M	202	SER	2.2
1	F	56	LYS	2.2
1	H	76	PRO	2.2
1	A	167	ARG	2.2
1	L	253	ALA	2.2
1	L	68	GLY	2.2
1	F	267	ALA	2.1
1	D	162	GLY	2.1

Continued on next page...

Continued from previous page...

Mol	Chain	Res	Type	RSRZ
1	F	39	ARG	2.1
1	M	188	HIS	2.1
1	M	80	ASP	2.1
1	H	50	VAL	2.1
1	B	161	SER	2.1
1	H	39	ARG	2.1
1	A	51	ASN	2.1
1	L	120	GLN	2.1
1	H	158	HIS	2.1
1	L	79	ARG	2.1
1	A	7	ALA	2.1
1	M	35	ALA	2.1
1	M	88	LEU	2.1
1	F	146	ARG	2.1
1	B	162	GLY	2.1
1	L	91	ALA	2.0
1	E	5	LEU	2.0
1	A	270	PRO	2.0
1	J	76	PRO	2.0
1	A	118	GLU	2.0
1	K	66	PHE	2.0
1	D	48	ALA	2.0
1	M	237	LEU	2.0
1	F	264	ARG	2.0

6.2 Non-standard residues in protein, DNA, RNA chains [i](#)

There are no non-standard protein/DNA/RNA residues in this entry.

6.3 Carbohydrates [i](#)

There are no carbohydrates in this entry.

6.4 Ligands [i](#)

In the following table, the Atoms column lists the number of modelled atoms in the group and the number defined in the chemical component dictionary. LLDF column lists the quality of electron density of the group with respect to its neighbouring residues in protein, DNA or RNA chains. The B-factors column lists the minimum, median, 95th percentile and maximum values of B factors of atoms in the group. The column labelled 'Q < 0.9' lists the number of atoms with occupancy less than 0.9.

Mol	Type	Chain	Res	Atoms	RSCC	RSR	LLDF	B-factors(\AA^2)	Q<0.9
3	GOL	A	1001	6/6	0.84	0.31	11.65	51,57,60,61	0
3	GOL	E	2001	6/6	0.88	0.29	9.74	57,63,65,67	0
3	GOL	G	3002	6/6	0.88	0.34	9.63	78,80,81,81	0
3	GOL	I	4002	6/6	0.90	0.27	9.37	50,53,57,57	0
3	GOL	J	5002	6/6	0.89	0.32	8.25	66,70,70,71	0
3	GOL	L	6001	6/6	0.79	0.32	7.64	105,106,106,106	0
3	GOL	A	1012	6/6	0.84	0.39	5.86	71,75,76,78	0
3	GOL	K	5001	6/6	0.89	0.34	4.29	74,77,77,77	0
3	GOL	G	3003	6/6	0.90	0.37	4.00	73,76,77,77	0
3	GOL	H	4012	6/6	0.88	0.30	3.65	73,74,76,77	0
3	GOL	D	2011	6/6	0.74	0.36	3.38	74,82,83,85	0
3	GOL	F	3011	6/6	0.86	0.43	3.35	92,93,94,95	0
3	GOL	E	2003	6/6	0.86	0.28	2.44	73,76,77,79	0
2	SAH	E	2511	26/26	0.96	0.19	2.20	51,58,59,59	0
2	SAH	D	2501	26/26	0.96	0.22	1.77	55,60,64,64	0
3	GOL	J	5011	6/6	0.86	0.36	1.62	95,95,97,98	0
3	GOL	I	4011	6/6	0.80	0.32	1.59	88,91,92,93	0
3	GOL	E	2012	6/6	0.87	0.29	1.58	89,95,96,97	0
2	SAH	G	3511	26/26	0.94	0.23	1.49	60,69,78,78	0
3	GOL	B	1011	6/6	0.88	0.21	1.38	67,77,79,79	0
2	SAH	H	4501	26/26	0.96	0.20	1.31	50,56,60,62	0
3	GOL	D	2002	6/6	0.68	0.27	1.29	77,86,87,88	0
2	SAH	K	5511	26/26	0.96	0.21	1.28	56,62,64,64	0
2	SAH	F	3501	26/26	0.96	0.19	1.28	54,62,63,64	0
2	SAH	A	1501	26/26	0.96	0.21	1.24	46,59,67,67	0
2	SAH	B	1511	26/26	0.96	0.18	1.05	45,49,50,51	0
2	SAH	J	5501	26/26	0.95	0.21	0.99	66,68,69,70	0
3	GOL	F	3001	6/6	0.73	0.26	0.98	83,90,92,93	0
2	SAH	I	4511	26/26	0.95	0.21	0.95	52,60,64,65	0
3	GOL	H	4003	6/6	0.84	0.30	0.91	77,82,82,82	0
3	GOL	G	3012	6/6	0.80	0.28	0.87	91,93,94,96	0
3	GOL	K	5012	6/6	0.91	0.20	0.49	94,95,96,96	0
2	SAH	L	6501	26/26	0.92	0.24	0.46	88,96,102,102	0
2	SAH	M	6511	26/26	0.88	0.18	-0.03	67,69,71,73	0
3	GOL	J	5003	6/6	0.93	0.19	-0.17	78,82,86,88	0
3	GOL	L	6002	6/6	0.90	0.18	-0.86	91,95,96,97	0
3	GOL	A	1002	6/6	0.72	0.25	-	78,84,86,88	0
3	GOL	M	6011	6/6	0.81	0.19	-	83,85,87,89	0

6.5 Other polymers ⓘ

There are no such residues in this entry.